2026 SEMI-ANNUAL GROUNDWATER MONITORING AND CORRECTIVE ACTION REPORT

Plant Bowen
Cells 1–10
Solid Waste Disposal Facility
Permit No. 008-018D (CCR)

August 31, 2026

Prepared for:

Georgia Power

Prepared by:
Stantec Consulting Services Inc.
601 Grassmere Park Road, Suite 22
Nashville, Tennessee 37211

CERTIFICATION STATEMENT

This 2026 Semi-Annual Groundwater Monitoring and Corrective Action Report, Georgia Power Company - Plant Bowen Solid Waste Disposal Facility Landfill Cells 1-10 has been prepared in compliance with the United States Environmental Protection Agency Coal Combustion Residual Rule (Title 40 Code of Federal Regulations [40 CFR] 257 Subpart D, specifically § 257.90[e]) and the Georgia Environmental Protection Division Rules for Solid Waste Management 391-3-4-.10 by a qualified groundwater scientist or engineer with Stantec Consulting Services Inc. I hereby certify that I am a qualified groundwater scientist, in accordance with the Georgia Rules of Solid Waste Management 391-3-4-.10.



Jennifer Kolbe, Ph.D., P.E.
Senior Principal

August 31, 2026
Date



Katie Ross, P.G.
Senior Principal

August 31, 2026
Date

Executive Summary

This summary of the *2026 Semi-Annual Groundwater Monitoring and Corrective Action Report* provides the status of the groundwater monitoring and corrective action program from January through June 2026 at the Georgia Power Company (Georgia Power) Plant Bowen Landfill Cells 1–10 (the Landfill or the Site). This summary was prepared by Stantec Consulting Services Inc. (Stantec) on behalf of Georgia Power to meet the requirements listed in Part A, Section 6[1] of the United States Environmental Protection Agency (US EPA) coal combustion residuals (CCR) rule Title 40 Code of Federal Regulations (40 CFR) 257 Subpart D (CCR Rule) and the Georgia Environmental Protection Division (GA EPD) Rules of Solid Waste Management 391-3-4-.10.

The Landfill is located in Bartow County off State Highway 113, approximately seven miles west-southwest of Cartersville, Georgia, and 20 miles southeast of Rome, Georgia. The Landfill receives coal combustion by-products, coal ash, and gypsum from coal power generating processes at Plant Bowen. The landfill cells are lined in accordance with Permit No. 008-018D (CCR). Gypsum placement in disposal Cells 1 & 2 began in November 2008, whereas ash placement in disposal Cells 3 & 4 began in February 2015. Waste placement operations were initiated in Cells 9 & 10 in November 2015. Waste placement operations for Cells 5 & 6 were initiated in April 2025, and Cells 7 & 8 are currently under construction. The Site is located in the northeastern portion of the Plant Bowen property.



Plant Bowen Landfill Cells

The groundwater monitoring program for the Landfill is currently managed in accordance with CCR Permit No. 008-018D (CCR) approved on December 8, 2022. Groundwater at the Site is monitored using a groundwater monitoring system of wells installed to meet federal and state monitoring requirements. Groundwater monitoring, in accordance with the previous Georgia Solid Waste Permit No 008-018D (LI), began in 2007 prior to disposal activities and continues to date under the 2022 CCR Permit Groundwater Monitoring Plan (GWMP) with revisions being approved June 2026. Routine sampling and reporting for CCR Rule Appendix III constituents began after the background groundwater conditions were established between February 2016 and August 2017 for Cells 1 & 2, 3 & 4, and 9 & 10. Additional wells were installed in support of the expansion of Cells 5–8 in April–May of 2023 and August–October of 2025. Background groundwater sampling for the wells installed between August and October 2025 began in February-March 2026 in accordance with § 257.94.

[1] 80 FR 21468, Apr. 17, 2015, as amended at 81 FR 51807, Aug. 5, 2016; 83 FR 36452, July 30, 2018; 85 FR 53561, Aug. 28, 2020

2026 Semi-Annual Groundwater Monitoring and Corrective Action Report
Plant Bowen Landfill Cells 1–10

During the 2026 semi-annual reporting period, one groundwater sampling event was conducted in February-March 2026 for Cells 1-10. Groundwater samples collected during the event were submitted to Pace® Analytical Services, LLC. (Pace), for analysis of Appendix III parameters[2] .Per the CCR Rule, the groundwater analytical results were evaluated in accordance with certified statistical methods. Verified Appendix III constituents with statistically significant increases (SSIs) are provided in the table below and are addressed by Alternate Sources Demonstrations (ASD) submitted in April 19, 2018 and November 22, 2024.

Appendix III Constituents (SSIs)	February-March 2026
Calcium	GWC-23R
pH	GWC-44

Based on review of the Appendix III statistical results completed for the groundwater monitoring and corrective action program during the semi-annual reporting period, the Landfill will continue in detection monitoring.

[2] Boron, calcium, chloride, fluoride, pH, sulfate, and total dissolved solids

Table of Contents

ACRONYMS / ABBREVIATIONS VI

1 INTRODUCTION 1
1.1 Site Description and Background 1
1.2 Regional Geology and Hydrogeologic Setting 1
1.3 Groundwater Monitoring System 2

2 GROUNDWATER MONITORING ACTIVITIES 3
2.1 Monitoring Well Installation and Maintenance 3
2.2 Detection Monitoring Program 3
2.3 Additional Sampling and Analyses 4

3 SAMPLE METHODOLOGY & ANALYSES 5
3.1 Groundwater Elevation Measurements and Flow Direction 5
3.2 Groundwater Gradient and Flow Velocity 5
3.3 Continuous Water Level Monitoring (Hydrogeologic Monitoring) 6
3.3.1 Hydrogeologic Monitoring Network 6
3.3.2 Hydrogeologic Monitoring Results 7
3.4 Groundwater Sampling 7
3.5 Laboratory Analyses 8
3.6 Quality Assurance & Quality Control 8

4 STATISTICAL ANALYSIS 9
4.1 Statistical Methods 9
4.1.1 Appendix I and Appendix III Statistical Method 9
4.2 Statistical Analyses Results 10

5 ALTERNATE SOURCE DEMONSTRATION 11

6 MONITORING PROGRAM STATUS 12

7 CONCLUSIONS & FUTURE ACTIONS 13

8 REFERENCES 14

LIST OF TABLES

Table 1	Monitoring Well Network Summary
Table 2	Groundwater Event Summary
Table 3	Summary of Groundwater Elevations
Table 4	2026 Groundwater Flow Velocity Calculations
Table 5	Groundwater Analytical Data Summary
Table 6	Statistical Method Summary
Table 7	Downgradient Potential SSI Summary, Appendix I Constituents, February-March 2026 (embedded in text)
Table 8	Downgradient Potential SSI Summary, Appendix III CCR Constituents, February-March 2026 (embedded in text)
Table 9	SSIs Addressed in Previous ASDs (embedded in text)

LIST OF FIGURES

Figure 1 Site Location Map
Figure 2 Monitoring Well Network
Figure 3 Potentiometric Surface – February 2026

LIST OF APPENDICES

Appendix A Well Inspections
Appendix B Memoranda on Hydrogeologic Monitoring Program
Appendix C Laboratory Analytical Data and Field Sampling Reports
Appendix D Historical Surface Water Analytical Data
Appendix E Statistical Analysis

Acronyms / Abbreviations

40 CFR	Title 40 Code of Federal Regulations
ASD	Alternate Source Demonstration
CCR	Coal Combustion Residuals
CCR Rule	Title 40 Code of Federal Regulations 257 Subpart D
cm/sec	centimeters per second
DO	Dissolved Oxygen
ft/day	feet per day
GA EPD	Georgia Environmental Protection Division
Georgia Power	Georgia Power Company
GWMP	Groundwater Monitoring Plan
Landfill or Site	Plant Bowen Landfill Cells 1-10
mg/L	milligrams per liter
NELAP	National Environmental Laboratory Accreditation Program
NTU	Nephelometric Turbidity Unit
ORP	Oxidation-Reduction Potential
Pace	Pace® Analytical Services, LLC.
QA/QC	Quality Assurance/Quality Control
SCS	Southern Company Services
SSI	Statistically Significant Increase
Stantec	Stantec Consulting Services Inc.
Unified Guidance	*Statistical Analysis of Groundwater Monitoring Data at RCRA Facilities,* Unified Guidance
US EPA	United States Environmental Protection Agency

1 Introduction

This *2026 Semi-Annual Groundwater Monitoring and Corrective Action Report* has been prepared by Stantec Consulting Services Inc. (Stantec) on behalf of Georgia Power Company (Georgia Power) to document groundwater monitoring activities conducted from January through June 2026 at Georgia Power's Plant Bowen Landfill Cells 1–10 (Landfill or Site). The groundwater monitoring activities were conducted to comply with the current coal combustion residuals (CCR) Permit No. 008-018D (CCR), approved by the Georgia Environmental Protection Division (GA EPD) on December 8, 2022, and in accordance with the United States Environmental Protection Agency (US EPA) Title 40 Code of Federal Regulations (40 CFR) 257 Subpart D (CCR Rule) and the GA EPD Rules of Solid Waste Management 391-3-4-.10. This report satisfies the reporting requirements of applicable GA EPD Solid Waste Management Rules (391-3-4-.10) and federal CCR Rule 40 CFR 257.90(e).

1.1 Site Description and Background

The Plant Bowen Landfill is a Georgia Power-owned property located in Bartow County off State Highway 113, approximately seven miles west-southwest of Cartersville, Georgia, and 20 miles southeast of Rome, Georgia (**Figure 1**). The Landfill is approximately 300 acres located in the northeast portion on a previously undeveloped, contiguous section of the plant property. The Landfill receives coal combustion by-products, coal ash, and gypsum from coal power generating processes at Plant Bowen. The landfill cells are lined in accordance with Solid Waste Permit No. 008-018D (CCR). Cells 3 & 4 and 9 & 10 have a leachate collection system. Gypsum placement in disposal Cells 1 & 2 began in November 2008, whereas ash placement in disposal Cells 3 & 4 began in February 2015. Waste placement operations were initiated in Cells 9 & 10 in November 2015. In 2020, GA EPD approved the placement of waste following a retrofit of Cells 9 & 10 with a leachate collection system. Cells 9 & 10 are used to store bottom ash. Landfill expansion activities at Cells 5 & 6 and 7 & 8 began with land clearing, installation of monitoring wells, and construction of Cells 5 & 6, which includes a liner and leachate collection system. Monitoring well installation for landfill Cells 5 & 6 and 7 & 8 occurred in April and May 2023 and has been followed by nine background groundwater sampling events through March 2025, fulfilling requirements per the site permit. In late April 2025, active placement of waste was initiated in Cells 5 & 6. As of August 2026, Cells 7 & 8 are still under construction.

1.2 Regional Geology and Hydrogeologic Setting

The regional geology and hydrogeology of the Plant Bowen Landfill area are summarized below. The Site lies within the Valley and Ridge physiographic province about three to four miles north of the Cartersville Fault (Georgia Power 2022). The Cartersville Fault separates the late Precambrian-aged metamorphic rocks to the east and south from the Cambrian-aged sedimentary rocks to the north-northwest and west (Croft 1963). Two main geologic layers are present at the Site: overburden (residuum clay and partially weathered rock) and carbonate bedrock (dolomite and limestone).

As described in the Composite Site Acceptability Report for CCR Landfill Permit (Georgia Power 2022), the lithologies present in the landfill area of Plant Bowen from the ground surface to depth are terrace deposits, a residuum clay overburden, dolomite, and limestone bedrock. The Knox Group (dolomite and limestone bedrock) produces a characteristic orange to red clayey residuum (overburden soil) that ranges

in thickness from 19 to 127 feet across the Site and often contains weathered chert and dolomite fragments. Silt and clay with some gravel and sand (terrace deposits) overlay the clayey residuum in some areas but are not continuous across the landfill area of Plant Bowen.

The uppermost aquifer for groundwater monitoring purposes is unconfined and, depending on the variability of weathering characteristics, the groundwater surface may occur in the overburden or carbonate bedrock. The water table commonly occurs in the overburden, but at some locations the water table is near the overburden-bedrock interface or in the upper fractured bedrock. Based on these data and field observations, it is assumed that the overburden and upper fractured bedrock are a single, interconnected water bearing zone below the unsaturated overburden. Overburden materials are heterogeneous, ranging in composition from well-graded gravelly sand to fat clay. Bedrock underlying the Site (officially mapped as Knox undifferentiated) is a carbonate bedrock (limestone and dolomite). The local karst geology features massive limestone and dolostone beds with chert, calcite, and fractures and void spaces that were observed during well installation activities. Karst features within the underlying carbonate bedrock are predominately formed along initial discontinuities including joints, fissures (slots), fractures, and bedding planes or other linear features. These karst features may be partially or completely filled with soft unconsolidated solids, empty, or filled with water. The top of the karst features is usually identified as having a thin zone of weathered carbonate bedrock. The karst features are primarily vertically oriented and generally infilled where present (Georgia Power 2022).

1.3 Groundwater Monitoring System

The existing groundwater monitoring system meets the requirements listed in § 257.91 and 391-3-4.10. A groundwater monitoring system was installed at the Landfill that consists of a sufficient number of wells installed at appropriate locations and depths to yield groundwater samples from the uppermost aquifer to represent the groundwater quality both upgradient of the unit (i.e., background conditions) and passing the waste boundary of the unit. The number, spacing, and depths of the groundwater monitoring wells were selected based on the characterization of site-specific hydrogeologic conditions.

A subset of the wells is equipped with data loggers and telemetry systems for water level measurements and data transmission for real-time monitoring of groundwater levels in the subsurface karst geology.

The locations of monitoring wells included in the groundwater monitoring system are presented in **Figure 2**. Well construction details are listed in **Table 1**.

Based on GA EPD comments, three detection wells (GWC-25, GWC-31S, and GWC-58) were installed between August and October 2025 and are described further in Section 2.

2 Groundwater Monitoring Activities

The following sections describe monitoring-related activities performed from January through June 2026. Samples were collected in February–March from each of the wells at Landfill Cells 1–10. A verification sampling event was conducted in May 2026 for beryllium at GWC-5 and mercury at GWC-48. The groundwater monitoring system is shown in **Figure 2**. **Table 2** presents a summary of the groundwater sampling events completed for the Landfill during this monitoring period.

2.1 Monitoring Well Installation and Maintenance

Monitoring wells are inspected semi-annually to determine if repairs or corrective actions are necessary to meet the requirements of the Georgia Water Well Standards Act (O.C.G.A. § 12-5-134(5)(d)(vii)). In February 2026, monitoring wells were inspected, and no corrective actions were required. Previous reporting indicated localized flooding had been observed and noted during the inspection of GWC-34 and GWC-34R. Drainage improvements in the area of GWC-34 and GWC-34R were completed in April 2026 to prevent future flooding of the well pads. The well inspection forms and the well maintenance and repair memorandum for GWC-34 and GWC-34R are included in **Appendix A**.

Groundwater wells GWC-25, GWC-31S, and GWC-58 were installed in August–October 2025. A well installation report documenting the installation of wells GWC-25, GWC-31S, and GWC-58 has been provided to GA EPD under separate cover as described in the *Groundwater Monitoring Plan* (GWMP) (Stantec 2026a), with revisions approved by GA EPD in June 2026. The February–March 2026 groundwater sampling event represents the first of eight baseline sampling event for wells GWC-25, GWC-31S, and GWC-58 following well installation.

2.2 Detection Monitoring Program

Groundwater monitoring began in 2007 prior to disposal activities, in accordance with the previous Georgia Solid Waste Permit No. 008-018D (LI), and continues to date under the current CCR Permit No. 008-018D (CCR). Groundwater monitoring and reporting activities, conducted in accordance with § 257.90 through § 257.94 of the federal CCR Rule, were initiated in 2016. Pursuant to § 257.94(b), eight baseline sampling events were conducted from February 2016 to August 2017 at Cells 1 & 2, 3 & 4, and 9 & 10, with the initial detection monitoring event occurring in September–October 2017. Pursuant to § 257.94(b), a total of eight to nine baseline sampling events were conducted from June 2023 to March 2025 at Cells 5 & 6 and 7 & 8. Onset of waste placement at Cells 5 & 6 began in April 2025, and the initial detection monitoring event occurred in August 2025. Detection monitoring for the three new wells installed in Cells 5–8 in August–October 2025 (GWC-25, GWC-31S, and GWC-58) began in February 2026 and will consist of a minimum of eight baseline sampling events in accordance with the GWMP.

Georgia Power currently monitors groundwater associated with Landfill Cells 1–10 under the detection groundwater monitoring program in accordance with § 257.94 and Solid Waste Management Rule 391-3-4-.10(6). During the reporting period, a semiannual detection monitoring event occurred in February–March 2026. Groundwater samples were collected from monitoring wells in the groundwater monitoring system (**Figure 2**) and analyzed for

- CCR Rule Appendix III constituents.

- A state-modified Appendix I list of detection constituents according to the approved *Plant Bowen CCR Landfill GWMP* with revisions approved by *GA EPD in June 2026* (Stantec 2022, Stantec 2026a). The analyte list includes antimony, arsenic, barium, beryllium, cadmium, chromium, cobalt, copper, lead, mercury, nickel, selenium, silver, thallium, vanadium, and zinc.
- Field parameters recorded during sampling, including pH, temperature, turbidity, dissolved oxygen (DO), specific conductance, and oxidation-reduction potential (ORP).

2.3 Additional Sampling and Analyses

An ephemeral spring at the Site, shown on **Figure 2**, is checked for water during each groundwater sampling event. Insufficient water volume for sampling was present in the spring during the February–March sampling event; therefore, no samples were collected.

In addition to routine Appendix I and CCR Rule Appendix III constituents, groundwater samples from the February–March 2026 semi-annual event were analyzed for alkalinity, major cations (magnesium, sodium, potassium), iron, and manganese. The chemical composition of groundwater based on major ion chemistry data will be used to evaluate groundwater quality. Results are included in laboratory reports discussed in Section 3.5.

3 Sample Methodology & Analyses

This section presents a summary of the field sampling methodology and the groundwater sampling results during the reporting period from January through June 2026.

3.1 Groundwater Elevation Measurements and Flow Direction

Prior to each sampling event, groundwater levels were recorded at each accessible monitoring well and piezometer at the Landfill. The calculated groundwater elevations for the February 2026 gauging event are presented in **Table 3**.

The groundwater elevation data from February 2026 were used to develop a potentiometric surface elevation contour map (**Figure 3**). Review of **Figure 3** shows that groundwater elevations vary between landfill cells due to topographic variations. Groundwater elevations are similar between the overburden and the upper bedrock at most onsite locations indicating hydraulic communication between the saturated overburden and upper bedrock.

The general direction of groundwater flow in the overburden of the Landfill Cells 1 & 2 and 9 & 10 area is to the northeast and to the north-northeast for bedrock. Overburden and bedrock groundwater generally flow toward the Etowah River to the north, east, and south-east of the Site with semi-radial flow from Cells 3 & 4, 5 & 6, and 7 & 8. Observed groundwater elevations are consistent with previous observations.

3.2 Groundwater Gradient and Flow Velocity

The groundwater flow velocity at the Site was calculated using a derivation of Darcy's Law. Specifically,

$$V = \frac{K * i}{n_e}$$

Where

$V =$ Groundwater flow velocity $\left(\frac{feet}{day}\right)$.

$K =$ Average horizontal hydraulic conductivity of the aquifer $\left(\frac{feet}{day}\right)$.

$i =$ Horizontal hydraulic gradient $\left(\frac{feet}{foot}\right)$.

$n_e =$ Effective porosity.

The general groundwater flow velocity that was calculated for the Site is based on hydraulic gradients estimated from February 2026 groundwater level measurement data. A summary of the calculations is provided in **Table 4**. Average hydraulic conductivity values were based on previous slug test results in addition to data from the slug tests of the three newly installed wells, conducted in October and November of 2025. An estimated effective porosity of 0.01 (based on default soil type value for silty clays to clays in US EPA 530/SW-89-031 [US EPA 1989]) for the screened horizon was used. The sitewide geometric mean for hydraulic conductivity used to calculate the horizontal groundwater flow rates at the Site (6.4×10^{-5} centimeters per second [cm/sec] = 0.18 feet per day [ft/day]) was recently updated in the

Summary of Geologic and Hydrologic Conditions Addendum report (Stantec 2026b). Results for groundwater flow velocities range from a non-detectable value (based on a hydraulic gradient during the February 2026 event that was essentially flat) to approximately 0.10 ft/day (**Table 4**).

The hydraulic gradients in this report have been calculated between an upgradient and downgradient well pair selected to provide the most accurate alignment possible relative to the interpreted groundwater flow path.

Groundwater flow in the Knox Dolomite Formation, underlying the Site, occurs in joints, fractures, bedding planes, and solution channels (Croft 1963). These pathways can facilitate relatively higher groundwater flows in the upper fractured bedrock. However, the flow rates noted in the wells screened in the upper fractured bedrock (**Table 4**) also suggest an abundance of residual clays in the zone where the top of the carbonate bedrock is weathered.

3.3 Continuous Water Level Monitoring (Hydrogeologic Monitoring)

Georgia Power continuously monitors groundwater level fluctuations in accordance with the GWMP (Stantec 2022). The hydrogeologic monitoring network provides water level data, which are evaluated for changes in subsurface hydrologic conditions. The hydrogeologic data are evaluated weekly and reported semi-annually.

3.3.1 HYDROGEOLOGIC MONITORING NETWORK

Hydrogeologic monitoring locations for Cells 1–10 were selected following analysis of the interim data and review of historical groundwater elevations and potentiometric surface maps. Across the landfill cells, there are a total of 37 wells as of June 6, 2026, that are currently equipped with transducers for monitoring water levels.

For the hydrogeologic monitoring network, Georgia Power utilized In-Situ VuLink® telemetry systems relaying data to an In Situ® database website (HydroVu®) where the telemetry data are stored and compiled. Each Level Troll 500 transducer was deployed in a monitoring well at a fixed depth. Groundwater levels were recorded multiple times daily from each well transducer, and each transducer was programmed to record fluctuations in water levels of ± 0.5 foot occurring within four-hour recording schedules. The telemetry system relays water level data via cellular network to a central data storage unit that can be accessed in real-time over the internet; whereby, the data can be checked for anomalous groundwater level fluctuations. Groundwater elevations, along with the river stage elevations and rainfall data, recorded between December 7, 2025, and June 6, 2026, are provided in a monitoring report for the landfill cell units in **Appendix B**.

During the annual reporting period, transducers from wells GWC-11R, GWC-16R, GWA-33, and GWA-39Z had minor issues with the telemetry systems and data upload. Southern Company Services (SCS) staff corrected these issues, and data logging and transmission has been reestablished. Details on transducer maintenance and repair are provided in **Appendix B**.

In addition to collecting transducer data, Etowah River level data for the reporting period were obtained from an on-site transducer at a location near the river intake pumping structure and are presented in **Table 3** and **Figure 3**. Daily total precipitation data were obtained from U.S. Geological Survey station gauge #02394670 on the Etowah River at Georgia Route 61.

3.3.2 HYDROGEOLOGIC MONITORING RESULTS

During the 2025–2026 semi-annual monitoring period from December 7, 2025, through June 6, 2026, the hydrogeologic monitoring network pressure transducers were operational and collected continuous groundwater elevation data, with the exceptions described in **Appendix B** and in Section 3.3.1. **Table 1** in the Hydrogeologic Monitoring Report (**Appendix B**) lists identified data anomalies, their causes, and maintenance efforts during the monitoring period. Observed disruptions in the transducer water levels were found to be directly attributed to (a) drawdown during sampling events, water level gauging, and well development, (b) maintenance of wells, transducers, or telemetry units, or (c) rainfall events (greater than 1.5 inches of rain). Hydrogeologic monitoring data for the 2025–2026 semi-annual monitoring period did not show water level fluctuations or sudden decreases in groundwater elevation data attributable to subsurface changes that might be indicative of land subsidence or sinkhole formation.

3.4 Groundwater Sampling

During the 2026 semi-annual reporting period, groundwater samples were collected during one detection monitoring event conducted in February–March 2026. One verification event occurred in May 2026. The May 2026 verification event included beryllium for GWC-5 and mercury for GWC-48. Sampling procedures were conducted in accordance with US EPA Region 4 Laboratory Services and Applied Science Division operating procedures (US EPA 2023, 2024). Monitoring wells were purged and sampled using low-flow sampling procedures. Dedicated pneumatic bladder pumps, non-dedicated pneumatic bladder pumps, or peristaltic pumps were used to purge and sample the wells. An AquaTroll® (In-Situ® field instrument) was used to monitor and record field water quality parameters (pH, specific conductance, DO, temperature, and ORP) and a LaMotte 2020 (or similar) was used to measure turbidity during well purging to verify stabilization prior to sampling.

Groundwater samples were collected when the following stabilization criteria were met for three consecutive readings.

- pH ± 0.1 Standard Units
- Specific conductance ± 5%
- ± 0.2 mg/L or ± 10% for DO > 0.5 mg/L (whichever is greater); for DO < 0.5 mg/L, record only, no stabilization criterion
- Turbidity measurements less than five Nephelometric Turbidity Units (NTUs) or between five and ten NTUs after three hours of purging
- Temperature – Record only, not used for stabilization criteria
- ORP – Record only, not used for stabilization criteria

Once stabilization was achieved, samples were collected into appropriately preserved laboratory-supplied sample containers. Sample bottles were placed in ice-packed coolers and submitted to Pace® Analytical Services, LLC. (Pace) following standard chain-of-custody protocol. Field parameter logs and equipment calibration forms are included in **Appendix C**.

3.5 Laboratory Analyses

Laboratory analyses were performed by Pace, an accredited laboratory by National Environmental Laboratory Accreditation Program (NELAP) that maintains a NELAP certification for the constituents analyzed. In addition, Pace is certified to perform analysis by the state of Georgia. Groundwater data laboratory reports and chain-of-custody records for the monitoring event are presented in **Appendix C**.

The groundwater analytical results from the 2026 semi-annual reporting period are summarized in **Table 5**. The pH field measurements recorded during the detection monitoring and verification events are also provided in **Table 5**. The ephemeral spring had insufficient water during the February–March 2026 sampling event and no sample was collected. Historical analytical data of the spring is provided in **Appendix D**. The spring lacked sufficient water and was not sampled for events not included in **Appendix D**.

3.6 Quality Assurance & Quality Control

During each sampling event, quality assurance/quality control (QA/QC) samples were collected. Equipment blanks were collected at a rate of one QA/QC sample per ten groundwater samples. Blind field duplicate samples were collected by filling additional containers at the same location during the sampling event at a rate of one QA/QC sample per ten groundwater samples. Field blanks were also collected to evaluate ambient conditions at the sampling locations at a rate of one QA/QC sample per ten groundwater samples.

QA/QC of the groundwater data were assessed by performing a data quality evaluation of the reported laboratory results. A data quality evaluation was conducted on the data using laboratory precision and accuracy and analytical method requirements (US EPA 2002). In addition to collecting QA/QC samples, the data were validated based on the pertinent methods referenced in the laboratory reports, professional and technical judgment, and applicable federal and site-specific guidance documents (US EPA 2023, 2024). The validated data meet project objectives. The data quality evaluations are included in **Appendix C**.

4 Statistical Analysis

This section presents a summary of the statistical approach applied to assess the 2026 semi-annual groundwater data for potential statistically significant increases (SSI) of permit stipulated constituents reported in downgradient compliance wells relative to the available historical dataset. The statistical analyses used at the Site for Appendix I and Appendix III constituents were conducted pursuant to 40 CFR § 257.93 in accordance with the Statistical Analysis Method Certification (certified by a registered Professional Engineer) and based on methodology presented in the GWMP (Stantec 2022). Statistical analysis techniques are consistent with the methodology presented in *Statistical Analysis of Groundwater Data at RCRA Facilities*, Unified Guidance, March 2009, EPA 530/R-09-007 (US EPA 2009), hereinafter referred to as the Unified Guidance.

4.1 Statistical Methods

Statistical analyses of groundwater quality data for the 2026 semi-annual reporting period are provided in the Groundwater Stats Consulting, LLC Statistical Analysis Reports presented in **Appendix E**. **Table 6** provides a summary of the statistical methodology used at the Site for the 2026 semi-annual groundwater events. Sanitas™ groundwater statistical software was used to perform the statistical analyses. Sanitas™ is a commercially available decision support software package that incorporates the statistical tests required of Subtitle C and D facilities by US EPA regulations and guidance as recommended in the Unified Guidance (US EPA 2009). Detailed statistical methods used for Appendix I and Appendix III constituents are discussed in statistical analysis packages provided in **Appendix E** and summarized in Section 4.1.1.

4.1.1 APPENDIX I AND APPENDIX III STATISTICAL METHOD

Intrawell and interwell methods were used to analyze the February–March 2026 detection groundwater monitoring event results, as summarized in **Table 6**. Eligibility for intrawell methods is discussed in detail in the Statistical Analysis Reports (**Appendix E**).

In instances where a potential SSI was identified by intrawell statistical methods, interwell statistical methods were used as a second step to determine if the initial potential SSI was below a sitewide background limit. If the concentrations were above both the intrawell and interwell prediction limits, then an additional verification sampling (i.e., one of two resampling) was collected to verify the potential SSI. When a resample analytical result was below the intrawell prediction limit, then the result was not declared an SSI. If the resample analytical result was above the prediction limit or a resample was not collected, then the SSI would be verified and declared.

In instances where a potential SSI was identified by interwell statistical methods, a verification resample was collected to verify the initial result. When a resample analytical result was below the prediction limit, then the result was not declared an SSI. If the resample analytical result was above the prediction limit or a resample was not collected, then the SSI was verified and declared.

Background data were evaluated using the Sen's Slope/Mann Kendall or linear regression trend test to confirm suspected increasing or decreasing trends (**Appendix E**). The distribution of the data determined which trend test was used.

4.2 Statistical Analyses Results

Using the statistical analysis approach described in Section 4.1 for the detection monitoring data and associated verification data, potential SSIs from the February–March 2026 event for Appendix I and Appendix III constituents are presented in **Table 7** and **Table 8** below. Potential SSIs addressed by previously submitted alternate source demonstrations (ASDs) or not verified via resampling are indicated in the footnotes.

TABLE 7
DOWNGRADIENT POTENTIAL SSI SUMMARY
APPENDIX I CONSTITUENTS
February–March 2026
Plant Bowen Landfill Cells 1–10
Bartow County, Georgia

Appendix I Constituents	Downgradient Wells with Potential SSIs
Cells 1 & 2 and 9 & 10	
Mercury	GWC-48**
Cells 3–8	
None	

** ASD previously submitted. Refer to Section 5 for more information.

TABLE 8
DOWNGRADIENT POTENTIAL SSI SUMMARY
APPENDIX III CCR CONSTITUENTS
February–March 2026
Plant Bowen Landfill Cells 1–10
Bartow County, Georgia

Appendix III Constituents	Downgradient Wells with Potential SSIs
Cells 1 & 2 and 9 & 10	
pH	GWC-44**
Cells 3–8	
Calcium	GWC-23R**

** ASD previously submitted. Refer to Section 5 for more information.

5 Alternate Source Demonstration

ASDs were previously submitted to GA EPD under separate report covers to address potential SSIs of Appendix I and Appendix III constituents. Based on GA EPD guidance, ASDs no longer require concurrence if an SSI has not been detected for two consecutive events, which indicates natural variability. SSIs confirmed during this reporting period are addressed by previous ASDs listed below. SSIs addressed in previous ASDs that were confirmed during this reporting period are noted in **Table 9**.

TABLE 9.
SSIs ADDRESSED IN PREVIOUS ASDs
Plant Bowen Landfill Cells 1–10
Bartow County, Georgia

Alternate Source Demonstration	Constituent	Well	Status of Approval by GA EPD
Wood Environment & Infrastructure Solutions, Inc., Alternate Source Demonstration Plant Bowen Landfill Cells 1 & 2, 3 & 4, and 9 & 10 Solid Waste Disposal Facility Permit No. 008-018D (LI), April 19, 2018	Calcium	GWC-23R	Approved 1/30/2019
Wood Environment & Infrastructure Solutions, Inc., Alternate Source Demonstration Plant Bowen Landfill Cells 1 & 2, 3 & 4, and 9 & 10 Solid Waste Disposal Facility Permit No. 008-018D (LI), April 19, 2018	pH	GWC-44	Approved 1/30/2019
Stantec, Alternate Source Demonstration for Mercury, February 2024 Semi-Annual Event, November 22, 2024	Mercury	GWC-48	Submitted

6 Monitoring Program Status

Groundwater monitoring for the Plant Bowen Landfill Cells 1–10 is in the detection monitoring phase. The three wells installed in Cells 5–8 in August–October 2025 (GWC-58, GWC-31S, and GWC-25) began background monitoring in February 2026. Potential SSIs of Appendix I constituent mercury and Appendix III constituents calcium and pH were identified during the semi-annual sampling events and were addressed in previously submitted ASDs, as described in Section 5.0. Groundwater monitoring at Plant Bowen Landfill Cells 1–10 will continue in the detection monitoring phase.

7 Conclusions & Future Actions

This 2026 Semi-Annual Groundwater Monitoring and Corrective Action Report for Georgia Power's Plant Bowen Landfill Cells 1–10 was prepared to fulfill the requirements of applicable federal and state CCR Rules and GA EPD Solid Waste Management Rules (40 CFR § 257.90[e] and 391-3-4-.10).

During the semi-annual monitoring event in February–March 2026, potential SSIs of Appendix I and Appendix III constituents were addressed by previously submitted ASDs (mercury, calcium, and pH). The potential SSIs identified during the semi-annual reporting period are not thought to be the result of a release from Landfill Cells 1–10 and are attributed to natural variability of groundwater chemistry underlying the Site combined with poor drainage around GWC-48, which was corrected in June 2025. Groundwater monitoring at Plant Bowen Landfill Cells 1–10 will continue in the detection monitoring phase. The next semi-annual groundwater monitoring event is tentatively scheduled for August 2026.

8 References

Croft, M.G., 1963. Geology and ground-water resources of Bartow County, Georgia. U.S. Geological Survey Water-Supply Paper 1619-FF, 37 p.

Georgia Power Company (GPC), 2022. Composite Site Acceptability Report for CCR Landfill Permit. September 17, 2021. Revised May 9, 2022.

Stantec, 2022. Plant Bowen Coal Combustion Residuals (CCR) Landfill Groundwater Monitoring Plan Rev. 1, June 2022.

Stantec, 2024 Plant Bowen Landfill Cells 1 & 2, 3 & 4, and 9 & 10 Alternate Source Demonstration for Mercury, February 2024 Semi-Annual Event Cells 1 & 2, 3 & 4, and 9 & 10, November 22, 2024.

Stantec, 2026a. Plant Bowen Coal Combustion Residuals (CCR) Landfill Groundwater Monitoring Plan Rev. 2, January 2026.

Stantec, 2026b. Summary of Geologic and Hydrologic Conditions Addendum, Plant Bowen Landfill Cells 3-8, January 2026.U. S. Environmental Protection Agency (US EPA), 1989. USEPA 530/SW-89-031 Interim Final RCRA Investigation (RFI) Guidance, Volume I and II.

US EPA, 2002. Data Validation Standard Operating Procedures and Quality Assurance Manual., November.

US EPA, March 2009. Statistical Analysis of Groundwater Monitoring Data at RCRA Facilities, Unified Guidance. USEPA 350/R-09/007 Office of Solid Waste Management Division, U.S. Environmental Protection Agency, Washington, D. C.

US EPA, 2023. Groundwater Sampling, US EPA Laboratory Services and Applied Science Division Operating Procedure. LSASDPROC-301-R6. April 22, 2023.

US EPA, 2024. Laboratory Operations and Quality Assurance Manual, US EPA Laboratory Services and Applied Science Division Operating Procedure. LSBPROC-120-R6. November 21, 2024.

Wood Environment & Infrastructure Solutions, Inc., 2018. Plant Bowen Landfill Cells 1 & 2, 3 & 4, and 9 & 10 Alternate Source Demonstration Cells 1 & 2, 3 & 4, and 9 & 10 (Barium, Zinc, pH, Calcium, Chloride, Sulfate, and TDS various wells), April 19, 2018.

TABLES

Table 1
Monitoring Well Network Summary
Georgia Power Company
Plant Bowen - Landfill Cells 1 - 10
Bartow County, GA

Well ID	Well Designation	Location	Northing	Easting	Ground Surface Elevation (feet)	Top of Casing Elevation (feet)	Top of Screen Elevation (feet)	Bottom of Screen Elevation (feet)	Total Well Depth from (Feet Below Top of Casing)	Groundwater Zone Screened	Installation Date
Upgradient Wells											
GWA-1	Detection	Upgradient	1502842.29	2071724.15	738.86	741.76	601.13	591.13	150.80	Overburden/Bedrock	04/12/2007
GWA-2	Detection	Upgradient	1502640.55	2071935.13	731.48	733.89	590.00	580.00	154.33	Overburden/Bedrock	04/04/2007
GWA-2R	Detection	Upgradient	1502615.38	2071965.52	732.66	734.83	637.53	627.53	108.20	Bedrock	08/03/2007
GWA-3A	Detection	Upgradient	1502374.48	2072061.21	728.68	731.68	601.88	591.88	140.27	Overburden	03/16/2021
GWA-4R	Piezometer	Upgradient	1502246.31	2072317.15	740.65	743.23	657.60	647.60	93.17	Bedrock	03/13/2007
GWA-4RZ	Detection	Upgradient	1502238.85	2072329.55	740.04	742.84	633.04	623.04	119.80	Bedrock	10/28/2016
GWA-39RZ	Detection	Upgradient	1502618.73	2071164.20	729.57	732.62	602.57	592.57	140.05	Bedrock	11/04/2016
GWA-39Z	Detection	Upgradient	1502655.66	2071120.65	731.80	735.15	628.10	618.10	117.35	Overburden	03/01/2016
GWA-40	Detection	Upgradient	1503195.09	2071299.94	728.93	731.77	589.03	579.03	153.04	Overburden	06/07/2011
GWA-41	Detection	Upgradient	1503519.02	2071046.18	738.91	742.35	646.41	636.41	105.98	Overburden	06/06/2011
GWA-41R	Detection	Upgradient	1503527.39	2071050.84	737.95	743.08	635.19	625.19	118.19	Bedrock	06/01/2011
GWA-42	Detection	Upgradient	1503823.34	2071049.95	734.45	738.05	662.69	652.69	85.66	Overburden	06/01/2011
GWA-43	Detection	Upgradient	1504129.20	2070982.44	707.61	710.94	627.71	617.71	93.53	Overburden	05/25/2011
GWA-43R	Detection	Upgradient	1504117.39	2070973.14	707.80	711.19	594.10	584.10	127.59	Bedrock	05/24/2011
GWA-50	Detection	Upgradient	1502154.80	2072442.13	728.74	731.21	644.71	634.71	96.80	Overburden	06/04/2008
GWA-50R	Detection	Upgradient	1502150.85	2072448.35	727.87	730.37	599.69	589.69	140.98	Bedrock	06/10/2008
Downgradient Wells, Cells 1 & 2											
GWC-5	Detection	Downgradient	1502341.56	2072677.44	735.11	737.56	634.00	624.00	113.74	Overburden	04/18/2006
GWC-6	Detection	Downgradient	1502520.08	2072962.89	725.97	728.64	628.35	618.35	110.20	Overburden	05/01/2007
GWC-6RZ	Detection	Downgradient	1502502.00	2072900.50	728.66	731.91	633.66	623.66	108.55	Bedrock	04/28/2015
GWC-7Z	Detection	Downgradient	1502640.13	2073193.22	709.70	713.04	606.00	596.00	117.34	Overburden	05/19/2016
GWC-8RR	Detection	Downgradient	1502857.71	2073501.74	698.96	701.92	601.96	591.96	110.26	Bedrock	06/27/2011
GWC-8Z	Detection	Downgradient	1502827.67	2073526.15	698.68	702.09	635.68	625.68	76.71	Overburden	04/28/2015
GWC-9	Detection	Downgradient	1503018.96	2073781.05	691.99	694.67	631.81	621.81	73.15	Overburden	08/16/2006
GWC-10	Detection	Downgradient	1503162.70	2074019.96	684.89	687.87	626.70	616.70	71.31	Overburden	09/06/2006
GWC-10R	Detection	Downgradient	1503154.01	2074020.44	685.33	687.95	599.83	589.83	97.80	Bedrock	05/15/2007
GWC-11	Detection	Downgradient	1503390.40	2073829.95	675.04	677.83	643.28	633.28	44.50	Overburden	06/01/2007
GWC-11R	Detection	Downgradient	1503395.25	2073828.03	675.98	677.73	608.08	598.08	80.60	Bedrock	05/31/2007
GWC-12	Detection	Downgradient	1503662.54	2073693.63	674.66	677.25	636.56	626.56	51.00	Overburden	06/04/2007
GWC-13	Detection	Downgradient	1503898.17	2073495.16	684.19	686.76	613.75	603.75	83.00	Overburden	05/31/2007
GWC-13R	Piezometer	Downgradient	1503908.53	2073501.95	683.17	685.97	594.17	584.17	99.10	Bedrock	06/05/2007
GWC-13RZ	Detection	Downgradient	1503926.70	2073517.44	681.71	684.60	589.71	579.71	104.89	Bedrock	11/02/2016
GWC-14	Piezometer	Downgradient	1504059.92	2073205.96	684.04	686.81	616.30	606.30	78.01	Overburden	08/22/2007
GWC-14Z	Detection	Downgradient	1504060.77	2073193.66	684.34	687.28	621.34	611.34	75.94	Overburden	11/03/2016
GWC-15	Piezometer	Downgradient	1503943.59	2072927.52	692.75	695.19	635.74	625.74	67.11	Overburden	06/01/2007
GWC-15R	Detection	Downgradient	1503936.17	2072919.39	693.39	696.13	611.25	601.25	95.10	Bedrock	05/24/2007
GWC-15Z	Detection	Downgradient	1503952.26	2072918.71	693.28	695.92	631.28	621.28	74.64	Overburden	10/31/2016

Table 1
Monitoring Well Network Summary
Georgia Power Company
Plant Bowen - Landfill Cells 1 - 10
Bartow County, GA

Well ID	Well Designation	Location	Northing	Easting	Ground Surface Elevation (feet)	Top of Casing Elevation (feet)	Top of Screen Elevation (feet)	Bottom of Screen Elevation (feet)	Total Well Depth from (Feet Below Top of Casing)	Groundwater Zone Screened	Installation Date
Downgradient Wells, Cells 3 & 4											
GWC-16R	Detection	Downgradient	1505877.86	2072607.38	727.77	730.59	643.07	633.07	97.82	Bedrock	12/13/2011
GWC-17R	Detection	Downgradient	1506069.29	2072829.29	730.02	733.37	650.82	640.82	92.85	Bedrock	12/08/2011
GWC-18	Detection	Downgradient	1506306.70	2072929.28	718.92	721.88	651.22	642.22	79.96	Overburden	06/06/2011
GWC-18R	Detection	Downgradient	1506301.39	2072929.47	718.97	721.76	591.77	581.77	140.29	Bedrock	06/02/2011
GWC-19R	Detection	Downgradient	1506395.96	2073158.36	723.13	726.31	589.43	579.43	147.18	Bedrock	06/07/2011
GWC-20R	Detection	Downgradient	1506602.14	2073486.53	717.63	720.59	643.63	633.63	87.26	Bedrock	06/09/2011
GWC-21R	Detection	Downgradient	1506695.89	2073784.42	720.45	723.07	641.25	631.25	92.12	Bedrock	12/16/2011
GWC-22R	Detection	Downgradient	1506717.93	2074105.65	712.54	715.41	605.84	595.84	119.87	Bedrock	06/14/2011
GWC-23R	Detection	Downgradient	1506701.61	2074446.53	688.02	690.94	651.32	641.32	49.92	Bedrock	06/28/2011
GWC-24R	Detection	Downgradient	1506694.13	2074806.11	673.76	676.57	647.06	637.06	39.81	Bedrock	06/21/2011
GWC-25	Detection	Downgradient	1506432.72	2075063.86	673.83	676.52	643.58	633.58	43.34	Overburden	10/30/2025
GWC-25R	Detection	Downgradient	1506494.89	2075088.90	673.59	676.42	586.89	576.89	99.83	Bedrock	06/21/2011
GWC-36A	Detection	Downgradient	1505026.95	2073357.46	680.63	683.75	588.80	578.80	105.28	Overburden	03/18/2022
GWC-36RA	Detection	Downgradient	1505060.13	2073365.45	682.26	684.50	583.26	573.26	111.64	Bedrock	07/02/2021
GWC-37	Detection	Downgradient	1505345.45	2073069.32	700.44	703.72	606.74	596.74	107.78	Overburden	09/11/2013
GWC-38	Detection	Downgradient	1505501.33	2072831.77	713.32	716.24	658.62	648.62	67.92	Overburden	06/13/2011
Downgradient Wells, Cells 5-8											
GWC-26	Detection	Downgradient	1506231.70	2075314.30	673.15	676.28	644.45	634.45	42.24	Overburden	04/20/2023
GWC-27	Detection	Downgradient	1506039.70	2075488.40	673.21	675.85	641.01	631.01	45.14	Overburden	04/23/2023
GWC-27R	Detection	Downgradient	1506022.30	2075508.50	673.29	676.17	594.99	584.99	91.58	Bedrock	05/05/2023
GWC-28	Detection	Downgradient	1505801.70	2075741.90	672.82	675.30	638.52	628.52	47.18	Overburden	04/22/2023
GWC-29	Detection	Downgradient	1505509.80	2075871.20	676.13	679.29	628.33	618.33	61.35	Overburden	05/01/2023
GWC-29R	Detection	Downgradient	1505485.90	2075868.30	676.22	679.12	580.22	570.22	108.90	Bedrock	05/15/2023
GWC-30	Detection	Downgradient	1505206.20	2075851.50	681.86	685.00	643.86	633.86	51.15	Overburden	04/25/2023
GWC-31	Detection	Downgradient	1504927.60	2075816.90	680.20	683.13	623.40	613.40	70.13	Overburden	05/08/2023
GWC-31R	Detection	Downgradient	1504953.40	2075819.50	680.18	683.09	584.18	574.18	109.41	Bedrock	05/04/2023
GWC-31S	Detection	Downgradient	1504948.63	2075780.69	680.51	683.01	650.00	640.00	43.41	Overburden	08/25/2025
GWC-32	Detection	Downgradient	1504607.50	2075753.70	688.93	692.18	640.33	630.33	62.25	Overburden	05/09/2023
GWC-33	Piezometer	Downgradient	1504341.00	2075103.70	672.57	675.48	608.57	598.57	67.42	Overburden	04/23/2023
GWC-33R	Detection	Downgradient	1504344.00	2075078.20	672.13	675.20	572.43	562.43	112.77	Bedrock	05/18/2023
GWC-34	Detection	Downgradient	1504387.10	2074401.00	670.19	673.25	614.89	604.89	68.46	Overburden	05/22/2023
GWC-34R	Detection	Downgradient	1504398.30	2074378.30	670.24	672.95	582.24	572.24	101.21	Bedrock	05/21/2023
GWC-35	Detection	Downgradient	1504694.20	2074045.10	693.83	696.66	637.83	627.83	68.82	Overburden	04/21/2023
GWC-57	Detection	Downgradient	1504324.30	2074803.90	672.06	675.07	604.06	594.06	81.01	Overburden	05/18/2023
GWC-58	Detection	Downgradient	1504081.03	2075608.12	670.71	673.28	630.34	620.34	53.34	Overburden	08/21/2025

Table 1
Monitoring Well Network Summary
Georgia Power Company
Plant Bowen - Landfill Cells 1 - 10
Bartow County, GA

Well ID	Well Designation	Location	Northing	Easting	Ground Surface Elevation (feet)	Top of Casing Elevation (feet)	Top of Screen Elevation (feet)	Bottom of Screen Elevation (feet)	Total Well Depth from (Feet Below Top of Casing)	Groundwater Zone Screened	Installation Date
Downgradient Wells, Cells 9 & 10											
GWC-44	Detection	Downgradient	1504436.66	2071414.30	710.15	712.89	637.22	627.22	85.97	Overburden	06/09/2011
GWC-45	Detection	Downgradient	1504539.38	2071956.71	698.41	701.53	643.98	633.98	67.85	Overburden	05/17/2007
GWC-45R	Detection	Downgradient	1504538.68	2071945.39	699.00	702.02	583.56	573.56	128.76	Bedrock	05/22/2007
GWC-46R	Detection	Downgradient	1504522.23	2072184.47	687.94	690.49	641.84	631.84	59.05	Bedrock	08/15/2014
GWC-47	Detection	Downgradient	1504543.69	2072481.34	687.44	690.86	630.44	620.44	70.75	Overburden	06/01/2011
GWC-47R	Detection	Downgradient	1504539.25	2072467.10	687.71	691.13	616.91	606.91	84.62	Bedrock	04/24/2014
GWC-48	Detection	Downgradient	1504490.63	2072851.71	686.20	688.33	642.70	632.70	56.13	Overburden	06/08/2011
GWC-49R	Detection	Downgradient	1504246.02	2072918.76	706.24	709.56	585.54	575.54	134.42	Bedrock	04/17/2014
GWC-49Z	Detection	Downgradient	1504238.30	2072896.49	706.12	709.11	626.92	616.92	92.49	Overburden	03/01/2016

Notes:
Elevations shown are in datum NAVD88, which indicates feet (ft) in elevation referenced to the North American Vertical Datum 1988.
Georgia State Plane NAD83 West Zone referenced for horizontal datum.
Survey points measured at nail or known reference point.
Groundwater Zone Screened references USCS ASTM 2488 Visual Manual Group Symbol or well survey.
Well screen elevations are calculated by subtracting the depths to top and bottom of the well screen from the ground surface elevation.

Table 2
Groundwater Event Summary
Georgia Power Company
Plant Bowen - Landfill Cells 1 - 10
Bartow County, GA

Well ID	Hydraulic Location	Well Designation	February 12 2026 - March 03 2026	May 13 2026
			Detection Event	Verification Event
Upgradient Wells				
GWA-1	Upgradient	Detection	X	
GWA-2	Upgradient	Detection	X	
GWA-2R	Upgradient	Detection	X	
GWA-3A	Upgradient	Detection	X	
GWA-4RZ	Upgradient	Detection	X	
GWA-39RZ	Upgradient	Detection	X	
GWA-39Z	Upgradient	Detection	X	
GWA-40	Upgradient	Detection	X	
GWA-41	Upgradient	Detection	X	
GWA-41R	Upgradient	Detection	X	
GWA-42	Upgradient	Detection	X	
GWA-43	Upgradient	Detection	X	
GWA-43R	Upgradient	Detection	X	
GWA-50	Upgradient	Detection	X	
GWA-50R	Upgradient	Detection	X	
Downgradient Wells, Landfill Cells 1 & 2				
GWC-5	Downgradient	Detection	X	X
GWC-6	Downgradient	Detection	X	
GWC-6RZ	Downgradient	Detection	X	
GWC-7Z	Downgradient	Detection	X	
GWC-8RR	Downgradient	Detection	X	
GWC-8Z	Downgradient	Detection	X	
GWC-9	Downgradient	Detection	X	
GWC-10	Downgradient	Detection	X	
GWC-10R	Downgradient	Detection	X	
GWC-11	Downgradient	Detection	X	
GWC-11R	Downgradient	Detection	X	
GWC-12	Downgradient	Detection	X	
GWC-13	Downgradient	Detection	X	
GWC-13RZ	Downgradient	Detection	X	
GWC-14Z	Downgradient	Detection	X	
GWC-15R	Downgradient	Detection	X	
GWC-15Z	Downgradient	Detection	X	
Downgradient Wells, Landfill Cells 3 & 4				
GWC-16R	Downgradient	Detection	X	
GWC-17R	Downgradient	Detection	X	
GWC-18	Downgradient	Detection	X	
GWC-18R	Downgradient	Detection	X	
GWC-19R	Downgradient	Detection	X	
GWC-20R	Downgradient	Detection	X	
GWC-21R	Downgradient	Detection	X	
GWC-22R	Downgradient	Detection	X	
GWC-23R	Downgradient	Detection	X	
GWC-24R	Downgradient	Detection	X	
GWC-25	Downgradient	Detection	X	
GWC-25R	Downgradient	Detection	X	
GWC-36A	Downgradient	Detection	X	
GWC-36RA	Downgradient	Detection	X	
GWC-37	Downgradient	Detection	X	
GWC-38	Downgradient	Detection	X	

Table 2
Groundwater Event Summary
Georgia Power Company
Plant Bowen - Landfill Cells 1 - 10
Bartow County, GA

Well ID	Hydraulic Location	Well Designation	February 12 2026 - March 03 2026	May 13 2026
			Detection Event	Verification Event
Downgradient Wells, Landfill Cells 5-8				
GWC-26	Downgradient	Detection	X	
GWC-27	Downgradient	Detection	X	
GWC-27R	Downgradient	Detection	X	
GWC-28	Downgradient	Detection	X	
GWC-29	Downgradient	Detection	X	
GWC-29R	Downgradient	Detection	X	
GWC-30	Downgradient	Detection	X	
GWC-31	Downgradient	Detection	X	
GWC-31R	Downgradient	Detection	X	
GWC-31S	Downgradient	Detection	X	
GWC-32	Downgradient	Detection	X	
GWC-33R	Downgradient	Detection	X	
GWC-34	Downgradient	Detection	X	
GWC-34R	Downgradient	Detection	X	
GWC-35	Downgradient	Detection	X	
GWC-57	Downgradient	Detection	X	
GWC-58	Downgradient	Detection	X	
Downgradient Wells, Landfill Cells 9 & 10				
GWC-44	Downgradient	Detection	X	
GWC-45	Downgradient	Detection	X	
GWC-45R	Downgradient	Detection	X	
GWC-46R	Downgradient	Detection	X	
GWC-47	Downgradient	Detection	X	
GWC-47R	Downgradient	Detection	X	
GWC-48	Downgradient	Detection	X	X
GWC-49R	Downgradient	Detection	X	
GWC-49Z	Downgradient	Detection	X	

Notes:
X - Indicates well sampled during event
Detection event includes Appendix III analytes and permit required Appendix I analytes.

Table 3
Summary of Groundwater Elevations
Georgia Power Company
Plant Bowen - Landfill Cells 1 - 10
Bartow County, GA

		February 2026	
Well ID	Top of Casing Elevation (feet)	Depth to Water (feet)	Groundwater Elevation (feet)
Upgradient Wells			
GWA-1	741.76	86.82	654.94
GWA-2	733.89	82.42	651.47
GWA-2R	734.83	82.78	652.05
GWA-3A	731.68	79.95	651.73
GWA-4R	743.23	89.02	654.21
GWA-4RZ	742.84	89.30	653.54
GWA-39RZ	732.62	69.00	663.62
GWA-39Z	735.15	70.81	664.34
GWA-40	731.77	74.14	657.63
GWA-41	742.35	84.43	657.92
GWA-41R	743.08	85.16	657.92
GWA-42	738.05	80.81	657.24
GWA-43	710.94	56.88	654.06
GWA-43R	711.19	57.24	653.95
GWA-50	731.21	67.96	663.25
GWA-50R	730.37	77.75	652.62
Downgradient Wells, Landfill Cells 1 & 2			
GWC-5	737.56	82.02	655.54
GWC-6	728.64	75.75	652.89
GWC-6RZ	731.91	79.20	652.71
GWC-7Z	713.04	60.64	652.40
GWC-8RR	701.92	49.76	652.16
GWC-8Z	702.09	49.96	652.13
GWC-9	694.67	43.39	651.28
GWC-10	687.87	36.60	651.27
GWC-10R	687.95	36.68	651.27
GWC-11	677.83	26.48	651.35
GWC-11R	677.73	26.38	651.35
GWC-12	677.25	25.64	651.61
GWC-13	686.76	35.15	651.61
GWC-13R	685.97	34.40	651.57
GWC-13RZ	684.60	72.53	612.07
GWC-14	686.81	35.01	651.80
GWC-14Z	687.28	34.48	652.80
GWC-15	695.19	42.82	652.37
GWC-15R	696.13	43.95	652.18
GWC-15Z	695.92	43.61	652.31
Downgradient Wells, Landfill Cells 3 & 4			
GWC-16R	730.59	81.02	649.57
GWC-17R	733.37	83.92	649.45
GWC-18	721.88	74.55	647.33
GWC-18R	721.76	74.51	647.25
GWC-19R	726.31	78.48	647.83
GWC-20R	720.59	72.61	647.98
GWC-21R	723.07	72.17	650.90
GWC-22R	715.41	65.72	649.69
GWC-23R	690.94	NA	NA
GWC-24R	676.57	26.74	649.83
GWC-25	676.52	25.81	650.71
GWC-25R	676.42	25.75	650.67
GWC-36A	683.75	34.70	649.05
GWC-36RA	684.50	36.07	648.43
GWC-37	703.72	53.79	649.93
GWC-38	716.24	59.42	656.82

Table 3
Summary of Groundwater Elevations
Georgia Power Company
Plant Bowen - Landfill Cells 1 - 10
Bartow County, GA

		February 2026	
Well ID	Top of Casing Elevation (feet)	Depth to Water (feet)	Groundwater Elevation (feet)
Downgradient Wells, Landfill Cells 5-8			
GWC-26	676.28	25.20	651.08
GWC-27	675.85	25.49	650.36
GWC-27R	676.17	25.45	650.72
GWC-28	675.30	24.72	650.58
GWC-29	679.29	29.05	650.24
GWC-29R	679.12	28.56	650.56
GWC-30	685.00	34.68	650.32
GWC-31	683.13	32.73	650.40
GWC-31R	683.09	32.70	650.39
GWC-31S	683.01	32.61	650.40
GWC-32	692.18	41.77	650.41
GWC-33	675.48	24.40	651.08
GWC-33R	675.20	24.12	651.08
GWC-34	673.25	21.34	651.91
GWC-34R	672.95	21.15	651.80
GWC-35	696.66	46.15	650.51
GWC-57	675.07	23.69	651.38
GWC-58	673.28	22.36	650.92
Downgradient Wells, Landfill Cells 9 & 10			
GWC-44	712.89	58.41	654.48
GWC-45	701.53	49.36	652.17
GWC-45R	702.02	52.83	649.19
GWC-46R	690.49	42.48	648.01
GWC-47	690.86	43.06	647.80
GWC-47R	691.13	43.28	647.85
GWC-48	688.33	39.81	648.52
GWC-49R	709.56	58.39	651.17
GWC-49Z	709.11	57.73	651.38

Notes:
NAVD88 indicates feet (ft) in elevation referenced to the North American Vertical Datum 1988.
NA - GWC-23R groundwater elevation is not shown; water level was below the top of the dedicated pump.
The surface water elevation at the Etowah River gauging location (Northing 1504757.08, Easting 2068108.55, NAD 1983) was recorded as 645.04 feet on February 11, 2026.

Table 4
2026 Groundwater Flow Velocity Calculations
Georgia Power Company
Plant Bowen - Landfill Cells 1-10
Bartow County, GA

Flow Paths		Groundwater Measurement Date	Groundwater Elevations in Well Pairs (h1, h2) (feet)		Change in Elevation (Δh) (feet)	Distance Measured (L) (feet)	Hydraulic Gradient (i) (feet/foot)	Estimated Sitewide Hydraulic Conductivity (K) (feet/day) [1]	Estimated Effective Porosity (ne) [2]	Calculated Groundwater Flow Velocity (V) (feet/day)	Calculated Groundwater Flow Velocity (V) (feet/year)
Landfill Cells 1 & 2	GWA-39RZ to GWC-10R	2/11/2026	663.62	651.27	12.35	2960	0.00417	0.18	0.01	0.075	27
Landfill Cells 3 & 4	GWC-37 to GWC-18	2/11/2026	649.93	647.33	2.60	1038	0.00250	0.18	0.01	0.045	16
Landfill Cells 5 & 6 and 7 & 8	GWC-31S to GWC-31	2/11/2026	650.40	650.40	0.00	42	0.0000	0.18	0.01	0.00	0
Landfill Cells 9 & 10	GWA-40 to GWC-47	2/11/2026	657.63	647.80	9.83	1786	0.005504	0.18	0.01	0.10	36

Notes:

1. The estimated sitewide hydraulic conductivity values of 0.18 ft/day is the geometric mean of slug testing data in the 2025 Summary of Geologic and Hydrologic Conditions Addendum, and additional slug testing completed in 2015, 2016, 2024 and 2025.

2. An estimated effective porosity of 0.01 (based on default soil type value for silty clays to clays in USEPA 530/SW-89-031) of the screened horizon.

Table 5
Groundwater Analytical Data Summary
Georgia Power Company
Plant Bowen - Landfill Cells 1 & 2
Bartow County, GA

	Sample Location	GWA-1	GWA-2	GWA-2R	GWA-3A	GWA-4RZ	GWA-50	GWA-50R	GWC-5	GWC-5
	Sample Date	02/18/2026	02/18/2026	02/18/2026	02/17/2026	02/18/2026	02/17/2026	02/17/2026	02/19/2026	05/13/2026
ANALYTE	UNITS									
APPENDIX III										
Boron	mg/L	< 0.0073	< 0.0073	< 0.0073	< 0.0073	< 0.0073	< 0.0073	< 0.0073	< 0.0073	NA
Calcium	mg/L	33.8	34.4	23.4	24.1	60.4	1.6	0.80	1.8	1.3
Chloride	mg/L	1.3	1.4	0.73 J	10.5	2.7	0.89 J	0.64 J	< 0.60	0.80 J
Fluoride	mg/L	0.068 J	0.075 J	< 0.050	< 0.050	0.058 J	< 0.050	< 0.050	< 0.050	NA
pH, Field	SU	7.36	6.33	7.19	7.74	6.99	5.25	4.75	5.10	5.38
Sulfate	mg/L	1.2	49.3	2.1	2.7	23.4	< 0.50	< 0.50	0.90 J	0.91 J
TDS	mg/L	144	152	89.0	57.0	248	< 25.0	< 25.0	< 25.0	NA
APPENDIX I - PERMIT METALS										
Antimony	mg/L	0.0026	< 0.00043	0.0017 J	< 0.00043	< 0.00043	< 0.00043	< 0.00043	< 0.00043	NA
Arsenic	mg/L	0.00042 J	< 0.00041	0.00049 J	< 0.00041	0.00061 J	< 0.00041	< 0.00041	< 0.00041	NA
Barium	mg/L	0.017	0.023	0.012	0.0079	0.045	0.0071	0.0081	0.013	NA
Beryllium	mg/L	< 0.00015	< 0.00015	< 0.00015	< 0.00015	< 0.00015	< 0.00015	< 0.00015	0.00078	0.00064
Cadmium	mg/L	< 0.00010	< 0.00010	< 0.00010	< 0.00010	< 0.00010	< 0.00010	< 0.00010	< 0.00010	NA
Chromium	mg/L	0.00047 J	0.00082 J	0.00040 J	0.00080 J	< 0.00024	0.00025 J	0.00034 J	0.00048 J	NA
Cobalt	mg/L	< 0.00012	< 0.00012	< 0.00012	< 0.00012	0.018	< 0.00012	< 0.00012	0.00015 J	NA
Copper	mg/L	< 0.00069	< 0.00069	< 0.00069	< 0.00069	< 0.00069	0.0017 J	0.0033 J	0.018	NA
Lead	mg/L	< 0.00027	< 0.00027	< 0.00027	< 0.00027	< 0.00027	< 0.00027	< 0.00027	< 0.00027	NA
Mercury	mg/L	< 0.000091	< 0.000091	< 0.000091	< 0.000091	< 0.000091	< 0.000091	< 0.000091	< 0.000091	NA
Nickel	mg/L	< 0.00092	< 0.00092	< 0.00092	< 0.00092	< 0.00092	< 0.00092	< 0.00092	0.0088	NA
Selenium	mg/L	< 0.00050	0.00066 J	< 0.00050	< 0.00050	0.00056 J	< 0.00050	< 0.00050	< 0.00050	NA
Silver	mg/L	< 0.00021	< 0.00021	< 0.00021	< 0.00021	< 0.00021	0.00056 J	0.0015	< 0.00021	NA
Thallium	mg/L	< 0.00017	< 0.00017	< 0.00017	< 0.00017	< 0.00017	< 0.00017	< 0.00017	< 0.00017	NA
Vanadium	mg/L	0.0012 J	< 0.0011	< 0.0011	< 0.0011	< 0.0011	< 0.0011	< 0.0011	< 0.0011	NA
Zinc	mg/L	< 0.0014	< 0.0014	< 0.0014	0.0017 J	0.0024 J	0.0015 J	0.0019 J	0.026	NA
Additional Parameters										
Bicarbonate Alkalinity as CaCO3	mg/L	157	82.8	95.4	103	259	< 5.0	< 5.0	5.3	< 5.0
Carbonate Alkalinity as CaCO3	mg/L	< 5.0	< 5.0	< 5.0	< 5.0	< 5.0	< 5.0	< 5.0	< 5.0	NA
Total Alkalinity as CaCO3	mg/L	157	82.8	95.4	103	259	< 5.0	< 5.0	5.3	NA
Iron	mg/L	0.048	0.13	0.020 J	0.028 J	0.11	< 0.016	< 0.016	< 0.016	NA
Magnesium	mg/L	16.9	12.3	10.5	12.5	25.0	0.33	0.35	0.28	0.28
Manganese	mg/L	0.035	0.010	< 0.0013	< 0.0013	0.0047 J	0.0066	0.015	0.018	NA
Potassium	mg/L	1.5	0.89	0.40	1.4	0.82	0.32 J	0.27 J	1.4	1.2
Sodium	mg/L	4.8	1.8	1.0	6.1	4.1	1.5	0.86	1.3	1.2

Notes:

mg/L - milligrams per liter

SU - Standard Units

NA - Indicates not analyzed

TDS - Total Dissolved Solids

< indicates the substance was not detected above the method detection limit (MDL). The value displayed is the MDL.

J - The result is an estimated concentration. “J” qualifiers are applied by the laboratory when the concentration reported is above the method detection limit, but below the laboratory reporting limit.

Table 5
Groundwater Analytical Data Summary
Georgia Power Company
Plant Bowen - Landfill Cells 1 & 2
Bartow County, GA

	Sample Location	GWC-6	GWC-6RZ	GWC-7Z	GWC-8RR	GWC-8Z	GWC-9	GWC-10	GWC-10R	GWC-11
	Sample Date	02/20/2026	02/20/2026	02/19/2026	02/19/2026	02/19/2026	02/18/2026	02/19/2026	02/19/2026	02/19/2026
ANALYTE	UNITS									
APPENDIX III										
Boron	mg/L	< 0.0073	< 0.0073	< 0.0073	< 0.0073	< 0.0073	< 0.0073	< 0.0073	< 0.0073	< 0.0073
Calcium	mg/L	16.1	10.1	24.9	24.4	23.3	26.3	35.3	44.2	20.6
Chloride	mg/L	1.1	1.4	0.70 J	0.74 J	1.3	1.6	1.9	2.5	1.1
Fluoride	mg/L	< 0.050	0.052 J	< 0.050	< 0.050	< 0.050	< 0.050	< 0.050	< 0.050	< 0.050
pH, Field	SU	7.17	6.65	7.58	7.98	7.01	6.48	6.98	7.32	6.77
Sulfate	mg/L	1.1	1.4	0.70 J	0.54 J	0.54 J	5.0	2.3	0.98 J	2.3
TDS	mg/L	78.0	42.0	110	101	92.0	102	144	147	94.0
APPENDIX I - PERMIT METALS										
Antimony	mg/L	< 0.00043	< 0.00043	0.00081 J	< 0.00043	< 0.00043	< 0.00043	< 0.00043	< 0.00043	< 0.00043
Arsenic	mg/L	0.00050 J	< 0.00041	< 0.00041	< 0.00041	< 0.00041	< 0.00041	< 0.00041	< 0.00041	< 0.00041
Barium	mg/L	0.0078	0.0066	0.010	0.014	0.027	0.046	0.014	0.032	0.011
Beryllium	mg/L	< 0.00015	< 0.00015	< 0.00015	< 0.00015	< 0.00015	< 0.00015	< 0.00015	< 0.00015	< 0.00015
Cadmium	mg/L	< 0.00010	< 0.00010	< 0.00010	< 0.00010	< 0.00010	< 0.00010	< 0.00010	< 0.00010	< 0.00010
Chromium	mg/L	0.00082 J	0.0018 J	0.0013 J	0.00046 J	0.0015 J	0.00034 J	0.0032 J	0.00035 J	0.0096
Cobalt	mg/L	< 0.00012	< 0.00012	0.00012 J	< 0.00012	< 0.00012	0.00015 J	0.00083 J	< 0.00012	< 0.00012
Copper	mg/L	< 0.00069	< 0.00069	< 0.00069	< 0.00069	< 0.00069	< 0.00069	< 0.00069	< 0.00069	< 0.00069
Lead	mg/L	< 0.00027	< 0.00027	< 0.00027	< 0.00027	< 0.00027	< 0.00027	< 0.00027	< 0.00027	< 0.00027
Mercury	mg/L	< 0.000091	< 0.000091	< 0.000091	< 0.000091	< 0.000091	< 0.000091	< 0.000091	< 0.000091	< 0.000091
Nickel	mg/L	< 0.00092	< 0.00092	< 0.00092	< 0.00092	< 0.00092	< 0.00092	< 0.00092	< 0.00092	< 0.00092
Selenium	mg/L	< 0.00050	< 0.00050	< 0.00050	< 0.00050	< 0.00050	0.00060 J	< 0.00050	< 0.00050	< 0.00050
Silver	mg/L	< 0.00021	< 0.00021	< 0.00021	< 0.00021	< 0.00021	< 0.00021	< 0.00021	< 0.00021	< 0.00021
Thallium	mg/L	< 0.00017	< 0.00017	< 0.00017	< 0.00017	< 0.00017	< 0.00017	< 0.00017	< 0.00017	< 0.00017
Vanadium	mg/L	0.0012 J	< 0.0011	< 0.0011	0.0018 J	< 0.0011	< 0.0011	< 0.0011	< 0.0011	< 0.0011
Zinc	mg/L	< 0.0014	< 0.0014	< 0.0014	< 0.0014	0.0015 J	0.0015 J	0.0015 J	< 0.0014	< 0.0014
Additional Parameters										
Bicarbonate Alkalinity as CaCO3	mg/L	72.3	43.5	122	105	86.1	92.6	149	150	88.5
Carbonate Alkalinity as CaCO3	mg/L	< 5.0	< 5.0	< 5.0	< 5.0	< 5.0	< 5.0	< 5.0	< 5.0	< 5.0
Total Alkalinity as CaCO3	mg/L	72.3	43.5	122	105	86.1	92.6	149	150	88.5
Iron	mg/L	0.056	< 0.016	0.063	0.017 J	0.024 J	< 0.016	0.071	0.073	0.039 J
Magnesium	mg/L	8.9	5.2	13.7	12.1	7.3	9.3	14.9	9.4	11.3
Manganese	mg/L	0.0026 J	< 0.0013	0.017	< 0.0013	< 0.0013	0.011	0.0040 J	0.018	0.0036 J
Potassium	mg/L	1.1	0.91	0.90	1.3	1.8	1.3	0.68	0.89	1.1
Sodium	mg/L	0.84	1.6	1.1	0.78	1.8	1.6	1.9	3.4	2.0

Notes:

mg/L - milligrams per liter

SU - Standard Units

NA - Indicates not analyzed

TDS - Total Dissolved Solids

< indicates the substance was not detected above the method detection limit (MDL). The value displayed is the MDL.

J - The result is an estimated concentration. “J” qualifiers are applied by the laboratory when the concentration reported is above the method detection limit, but below the laboratory reporting limit.

Table 5
Groundwater Analytical Data Summary
Georgia Power Company
Plant Bowen - Landfill Cells 1 & 2
Bartow County, GA

	Sample Location	GWC-11R	GWC-12	GWC-13	GWC-13RZ	GWC-14Z	GWC-15R	GWC-15Z
	Sample Date	02/20/2026	02/18/2026	02/19/2026	02/20/2026	02/24/2026	02/24/2026	02/24/2026
ANALYTE	UNITS							
APPENDIX III								
Boron	mg/L	< 0.0073	< 0.0073	0.026 J	0.018 J	< 0.0073	< 0.0073	< 0.0073
Calcium	mg/L	32.9	9.6	40.6	42.3	12.5	30.4	27.2
Chloride	mg/L	1.6	0.72 J	3.9	4.7	3.8	0.89 J	0.84 J
Fluoride	mg/L	< 0.050	< 0.050	< 0.050	0.16	< 0.050	< 0.050	< 0.050
pH, Field	SU	7.61	5.94	7.20	7.68	5.88	7.67	7.79
Sulfate	mg/L	1.7	< 0.50	44.2	47.3	5.5	1.6	0.68 J
TDS	mg/L	146	65.0	180	232	73.0	134	127
APPENDIX I - PERMIT METALS								
Antimony	mg/L	0.0010 J	< 0.00043	0.00075 J	< 0.00043	< 0.00043	0.0015 J	< 0.00043
Arsenic	mg/L	0.0012 J	0.0054	0.00078 J	0.0012 J	< 0.00041	0.00062 J	< 0.00041
Barium	mg/L	0.020	0.027	0.031	0.096	0.014	0.013	0.011
Beryllium	mg/L	< 0.00015	< 0.00015	< 0.00015	< 0.00015	< 0.00015	< 0.00015	< 0.00015
Cadmium	mg/L	< 0.00010	0.00050 J	< 0.00010	< 0.00010	< 0.00010	< 0.00010	< 0.00010
Chromium	mg/L	0.0044 J	< 0.00024	0.0041 J	< 0.00024	0.00024 J	0.00055 J	0.00063 J
Cobalt	mg/L	< 0.00012	0.0034 J	0.00022 J	< 0.00012	< 0.00012	< 0.00012	< 0.00012
Copper	mg/L	< 0.00069	< 0.00069	< 0.00069	< 0.00069	< 0.00069	< 0.00069	< 0.00069
Lead	mg/L	< 0.00027	< 0.00027	< 0.00027	< 0.00027	< 0.00027	< 0.00027	< 0.00027
Mercury	mg/L	< 0.000091	< 0.000091	< 0.000091	< 0.000091	< 0.000091	< 0.000091	< 0.000091
Nickel	mg/L	< 0.00092	0.0028 J	< 0.00092	< 0.00092	< 0.00092	< 0.00092	< 0.00092
Selenium	mg/L	< 0.00050	< 0.00050	0.0013 J	0.00053 J	< 0.00050	< 0.00050	< 0.00050
Silver	mg/L	< 0.00021	< 0.00021	< 0.00021	< 0.00021	< 0.00021	< 0.00021	< 0.00021
Thallium	mg/L	< 0.00017	< 0.00017	< 0.00017	< 0.00017	< 0.00017	< 0.00017	< 0.00017
Vanadium	mg/L	< 0.0011	< 0.0011	0.0017 J	< 0.0011	< 0.0011	< 0.0011	< 0.0011
Zinc	mg/L	< 0.0014	0.017	0.0016 J	0.0018 J	< 0.0014	0.0014 J	< 0.0014
Additional Parameters								
Bicarbonate Alkalinity as CaCO3	mg/L	140	47.0	105	163	43.1	131	124
Carbonate Alkalinity as CaCO3	mg/L	< 5.0	< 5.0	< 5.0	< 5.0	< 5.0	< 5.0	< 5.0
Total Alkalinity as CaCO3	mg/L	140	47.0	105	163	43.1	131	124
Iron	mg/L	0.031 J	8.4	0.13	0.056	< 0.016	0.077	0.033 J
Magnesium	mg/L	18.7	5.1	14.3	19.0	5.5	15.0	14.5
Manganese	mg/L	< 0.0013	0.22	0.035	< 0.0013	0.0067	< 0.0013	< 0.0013
Potassium	mg/L	1.2	1.3	2.0	1.1	1.3	0.90	1.0
Sodium	mg/L	1.1	2.1	1.9	20.1	2.3	1.2	2.0

Notes:

mg/L - milligrams per liter

SU - Standard Units

NA - Indicates not analyzed

TDS - Total Dissolved Solids

< indicates the substance was not detected above the method detection limit (MDL). The value displayed is the MDL.

J - The result is an estimated concentration. "J" qualifiers are applied by the laboratory when the concentration reported is above the method detection limit, but below the laboratory reporting limit.

Table 5
Groundwater Analytical Data Summary
Georgia Power Company
Plant Bowen - Landfill Cells 3 & 4
Bartow County, GA

	Sample Location	GWC-16R	GWC-17R	GWC-18	GWC-18R	GWC-19R	GWC-20R	GWC-21R	GWC-22R	GWC-23R
	Sample Date	02/13/2026	02/13/2026	02/12/2026	02/12/2026	02/12/2026	02/12/2026	02/17/2026	02/13/2026	02/13/2026
ANALYTE	UNITS									
APPENDIX III										
Boron	mg/L	0.011 J	0.0081 J	< 0.0073	< 0.0073	< 0.0073	< 0.0073	< 0.0073	0.0082 J	< 0.0073
Calcium	mg/L	84.7	69.5	19.4	30.3	30.4	46.9	68.6	35.3	77.1
Chloride	mg/L	1.5	4.6	2.1	2.4	2.5	1.5	3.3	2.6	1.4
Fluoride	mg/L	< 0.050	< 0.050	< 0.050	< 0.050	< 0.050	< 0.050	< 0.050	< 0.050	< 0.050
pH, Field	SU	7.05	7.27	6.75	7.63	7.72	7.50	6.89	7.02	7.07
Sulfate	mg/L	8.7	8.2	1.8	2.2	2.9	1.3	4.6	1.7	54.5
TDS	mg/L	333	293	112	137	148	213	290	162	382
APPENDIX I - PERMIT METALS										
Antimony	mg/L	0.0092	< 0.00043	< 0.00043	< 0.00043	< 0.00043	< 0.00043	0.00045 J	0.0027	< 0.00043
Arsenic	mg/L	< 0.00041	< 0.00041	< 0.00041	< 0.00041	< 0.00041	< 0.00041	0.00088 J	0.0017 J	< 0.00041
Barium	mg/L	0.035	0.018	0.014	0.015	0.016	0.041	0.024	0.031	0.022
Beryllium	mg/L	< 0.00015	< 0.00015	< 0.00015	< 0.00015	< 0.00015	< 0.00015	< 0.00015	< 0.00015	< 0.00015
Cadmium	mg/L	< 0.00010	< 0.00010	< 0.00010	< 0.00010	< 0.00010	< 0.00010	< 0.00010	< 0.00010	< 0.00010
Chromium	mg/L	0.00040 J	0.00053 J	0.0015 J	0.00071 J	0.00069 J	0.00081 J	0.0021 J	0.00030 J	0.00046 J
Cobalt	mg/L	0.00048 J	< 0.00012	< 0.00012	< 0.00012	< 0.00012	< 0.00012	< 0.00012	0.00027 J	< 0.00012
Copper	mg/L	0.0012 J	< 0.00069	< 0.00069	< 0.00069	< 0.00069	< 0.00069	0.00080 J	0.0024 J	< 0.00069
Lead	mg/L	< 0.00027	< 0.00027	< 0.00027	< 0.00027	< 0.00027	< 0.00027	< 0.00027	< 0.00027	< 0.00027
Mercury	mg/L	0.00012 J	0.00010 J	< 0.000091	< 0.000091	< 0.000091	< 0.000091	< 0.000091	< 0.000091	0.00018 J
Nickel	mg/L	0.0090	< 0.00092	< 0.00092	< 0.00092	< 0.00092	< 0.00092	0.0011 J	< 0.00092	< 0.00092
Selenium	mg/L	< 0.00050	< 0.00050	< 0.00050	< 0.00050	< 0.00050	< 0.00050	< 0.00050	< 0.00050	< 0.00050
Silver	mg/L	< 0.00021	< 0.00021	< 0.00021	< 0.00021	< 0.00021	< 0.00021	< 0.00021	< 0.00021	< 0.00021
Thallium	mg/L	0.00017 J	< 0.00017	< 0.00017	< 0.00017	< 0.00017	< 0.00017	0.00022 J	< 0.00017	0.00018 J
Vanadium	mg/L	< 0.0011	< 0.0011	< 0.0011	< 0.0011	< 0.0011	0.0012 J	< 0.0011	0.0012 J	< 0.0011
Zinc	mg/L	0.036	0.0018 J	0.0015 J	< 0.0014	< 0.0014	< 0.0014	0.0037 J	0.013	0.0019 J
Additional Parameters										
Bicarbonate Alkalinity as CaCO3	mg/L	361	307	93.0	152	149	232	314	168	334
Carbonate Alkalinity as CaCO3	mg/L	< 5.0	< 5.0	< 5.0	< 5.0	< 5.0	< 5.0	< 5.0	< 5.0	< 5.0
Total Alkalinity as CaCO3	mg/L	361	307	93.0	152	149	232	314	168	334
Iron	mg/L	0.060	0.054	< 0.016	0.026 J	0.058	0.042	0.092	0.53	0.066
Magnesium	mg/L	33.3	31.2	11.2	17.8	18.2	27.2	37.3	17.2	33.0
Manganese	mg/L	0.023	< 0.0013	< 0.0013	< 0.0013	0.0036 J	< 0.0013	< 0.0013	0.058	< 0.0013
Potassium	mg/L	1.7	0.73	1.1	0.73	0.78	0.95	1.0	1.7	1.0
Sodium	mg/L	5.4	3.0	1.7	1.6	1.5	2.9	1.5	1.8	32.5

Notes:

mg/L - milligrams per liter

SU - Standard Units

NA - Indicates not analyzed

TDS - Total Dissolved Solids

< indicates the substance was not detected above the method detection limit (MDL). The value displayed is the MDL.

J - The result is an estimated concentration. “J” qualifiers are applied by the laboratory when the concentration reported is above the method detection limit, but below the laboratory reporting limit.

Table 5
Groundwater Analytical Data Summary
Georgia Power Company
Plant Bowen - Landfill Cells 3 & 4
Bartow County, GA

	Sample Location	GWC-24R	GWC-25	GWC-25R	GWC-36A	GWC-36RA	GWC-37	GWC-38
	Sample Date	02/12/2026	02/16/2026	02/13/2026	02/12/2026	02/12/2026	02/12/2026	02/12/2026
ANALYTE	UNITS							
APPENDIX III								
Boron	mg/L	< 0.0073	< 0.0073	< 0.0073	0.025 J	0.015 J	0.0074 J	< 0.0073
Calcium	mg/L	31.7	45.6	34.4	41.6	42.1	0.69	0.43
Chloride	mg/L	2.3	12.2	2.3	2.9	2.8	0.85 J	3.3
Fluoride	mg/L	< 0.050	< 0.050	< 0.050	< 0.050	< 0.050	< 0.050	< 0.050
pH, Field	SU	7.55	7.26	7.59	7.08	7.22	5.01	4.31
Sulfate	mg/L	2.4	10.9	2.1	13.6	7.8	< 0.50	< 0.50
TDS	mg/L	149	238	151	224	203	27.0	40.0
APPENDIX I - PERMIT METALS								
Antimony	mg/L	< 0.00043	< 0.00043	< 0.00043	< 0.00043	< 0.00043	< 0.00043	< 0.00043
Arsenic	mg/L	< 0.00041	< 0.00041	< 0.00041	< 0.00041	< 0.00041	< 0.00041	< 0.00041
Barium	mg/L	0.019	0.027	0.015	0.032	0.034	0.0039 J	0.015
Beryllium	mg/L	< 0.00015	< 0.00015	< 0.00015	0.00024 J	< 0.00015	< 0.00015	< 0.00015
Cadmium	mg/L	< 0.00010	< 0.00010	< 0.00010	< 0.00010	< 0.00010	< 0.00010	< 0.00010
Chromium	mg/L	0.00044 J	0.00084 J	0.00086 J	0.00063 J	0.00067 J	0.00026 J	0.00073 J
Cobalt	mg/L	< 0.00012	< 0.00012	< 0.00012	< 0.00012	< 0.00012	0.00012 J	0.0016 J
Copper	mg/L	< 0.00069	< 0.00069	< 0.00069	< 0.00069	< 0.00069	0.015	< 0.00069
Lead	mg/L	< 0.00027	< 0.00027	< 0.00027	< 0.00027	< 0.00027	< 0.00027	< 0.00027
Mercury	mg/L	< 0.000091	< 0.000091	< 0.000091	< 0.000091	< 0.000091	< 0.000091	< 0.000091
Nickel	mg/L	< 0.00092	< 0.00092	< 0.00092	< 0.00092	< 0.00092	0.018	0.0012 J
Selenium	mg/L	< 0.00050	< 0.00050	< 0.00050	0.00050 J	< 0.00050	< 0.00050	< 0.00050
Silver	mg/L	< 0.00021	< 0.00021	< 0.00021	< 0.00021	< 0.00021	< 0.00021	< 0.00021
Thallium	mg/L	< 0.00017	< 0.00017	< 0.00017	< 0.00017	< 0.00017	< 0.00017	< 0.00017
Vanadium	mg/L	0.0018 J	< 0.0011	< 0.0011	0.0023 J	0.0019 J	0.0022 J	0.0027 J
Zinc	mg/L	< 0.0014	0.0022 J	< 0.0014	0.0090 J	0.0082 J	0.0047 J	0.0017 J
Additional Parameters								
Bicarbonate Alkalinity as CaCO3	mg/L	155	214	163	195	196	5.4	< 5.0
Carbonate Alkalinity as CaCO3	mg/L	< 5.0	< 5.0	< 5.0	< 5.0	< 5.0	< 5.0	< 5.0
Total Alkalinity as CaCO3	mg/L	155	214	163	195	196	5.4	< 5.0
Iron	mg/L	0.13	0.039 J	0.025 J	0.048	0.063	< 0.016	< 0.016
Magnesium	mg/L	18.3	25.6	17.0	23.6	23.2	0.30	0.55
Manganese	mg/L	0.0088	0.0023 J	< 0.0013	0.0063	0.0062	0.011	0.060
Potassium	mg/L	0.80	1.6	0.69	1.5	1.3	0.47	0.42
Sodium	mg/L	1.4	10	1.3	2.0	2.0	2.9	2.7

Notes:

mg/L - milligrams per liter

SU - Standard Units

NA - Indicates not analyzed

TDS - Total Dissolved Solids

< indicates the substance was not detected above the method detection limit (MDL). The value displayed is the MDL.

J - The result is an estimated concentration. "J" qualifiers are applied by the laboratory when the concentration reported is above the method detection limit, but below the laboratory reporting limit.

Table 5
Groundwater Analytical Data Summary
Georgia Power Company
Plant Bowen - Landfill Cells 5-8
Bartow County, GA

	Sample Location	GWC-26	GWC-27	GWC-27R	GWC-28	GWC-29	GWC-29R	GWC-30	GWC-31	GWC-31R
	Sample Date	02/24/2026	03/02/2026	03/02/2026	03/02/2026	02/26/2026	02/26/2026	02/27/2026	02/25/2026	02/27/2026
ANALYTE	UNITS									
APPENDIX III										
Boron	mg/L	0.023 J	0.0098 J	< 0.0073	< 0.0073	< 0.0073	< 0.0073	< 0.0073	< 0.0073	0.0093 J
Calcium	mg/L	66.1	42.7	31.0	28.8	28.6	34.1	50.8	41.1	38.2
Chloride	mg/L	11.3	3.2	2.6	4.1	2.5	2.5	2.9	3.6	3.0
Fluoride	mg/L	< 0.050	< 0.050	0.057 J	0.079 J	< 0.050	< 0.050	< 0.050	< 0.050	< 0.050
pH, Field	SU	7.17	7.54	7.50	7.59	7.77	7.59	7.23	7.35	7.44
Sulfate	mg/L	36.6	28.3	3.0	6.1	1.8	4.5	3.2	4.2	1.7
TDS	mg/L	316	195	150	157	146	155	242	198	192
APPENDIX I - PERMIT METALS										
Antimony	mg/L	< 0.00043	< 0.00043	0.0012 J	< 0.00043	< 0.00043	< 0.00043	< 0.00043	< 0.00043	< 0.00043
Arsenic	mg/L	< 0.00041	< 0.00041	< 0.00041	0.0010 J	< 0.00041	0.00078 J	< 0.00041	0.00096 J	< 0.00041
Barium	mg/L	0.036	0.018	0.015	0.026	0.030	0.015	0.022	0.050	0.017
Beryllium	mg/L	< 0.00015	< 0.00015	< 0.00015	< 0.00015	< 0.00015	< 0.00015	< 0.00015	< 0.00015	< 0.00015
Cadmium	mg/L	< 0.00010	< 0.00010	< 0.00010	< 0.00010	< 0.00010	< 0.00010	< 0.00010	< 0.00010	< 0.00010
Chromium	mg/L	0.00065 J	0.00098 J	0.00070 J	< 0.00024	0.00077 J	0.00051 J	0.00065 J	0.00035 J	0.00072 J
Cobalt	mg/L	< 0.00012	0.00026 J	< 0.00012	0.00050 J	< 0.00012	< 0.00012	< 0.00012	0.00028 J	< 0.00012
Copper	mg/L	< 0.00069	< 0.00069	< 0.00069	< 0.00069	< 0.00069	< 0.00069	< 0.00069	< 0.00069	< 0.00069
Lead	mg/L	< 0.00027	< 0.00027	< 0.00027	< 0.00027	< 0.00027	< 0.00027	< 0.00027	< 0.00027	< 0.00027
Mercury	mg/L	0.00014 J	< 0.000091	< 0.000091	< 0.000091	< 0.000091	< 0.000091	< 0.000091	< 0.000091	< 0.000091
Nickel	mg/L	< 0.00092	< 0.00092	< 0.00092	< 0.00092	< 0.00092	< 0.00092	< 0.00092	< 0.00092	< 0.00092
Selenium	mg/L	0.00071 J	0.00096 J	< 0.00050	< 0.00050	< 0.00050	0.0012 J	< 0.00050	< 0.00050	< 0.00050
Silver	mg/L	< 0.00021	< 0.00021	< 0.00021	< 0.00021	< 0.00021	< 0.00021	< 0.00021	< 0.00021	< 0.00021
Thallium	mg/L	< 0.00017	< 0.00017	< 0.00017	< 0.00017	0.00025 J	< 0.00017	< 0.00017	< 0.00017	< 0.00017
Vanadium	mg/L	< 0.0011	< 0.0011	< 0.0011	< 0.0011	< 0.0011	< 0.0011	< 0.0011	< 0.0011	< 0.0011
Zinc	mg/L	< 0.0014	0.0086 J	< 0.0014	< 0.0014	< 0.0014	< 0.0014	< 0.0014	< 0.0014	0.0014 J
Additional Parameters										
Bicarbonate Alkalinity as CaCO3	mg/L	< 5.0	156	152	160	141	145	225	206	166
Carbonate Alkalinity as CaCO3	mg/L	< 5.0	< 5.0	< 5.0	< 5.0	< 5.0	< 5.0	< 5.0	< 5.0	< 5.0
Total Alkalinity as CaCO3	mg/L	< 5.0	156	152	160	141	145	225	206	166
Iron	mg/L	0.039 J	0.051	0.053	0.062	0.13	0.041	0.13	0.37	0.035 J
Magnesium	mg/L	28.6	20.3	17.4	17.3	17.1	18.1	26.9	26.0	21.4
Manganese	mg/L	< 0.0013	< 0.0013	0.0033 J	0.095	0.020	0.0023 J	0.0076	0.096	< 0.0013
Potassium	mg/L	2.4	0.84	0.74	1.0	0.72	0.75	0.89	0.89	0.68
Sodium	mg/L	11.9	1.5	3.5	13.9	1.5	2.0	1.6	1.8	1.6

Notes:

mg/L - milligrams per liter

SU - Standard Units

NA - Indicates not analyzed

TDS - Total Dissolved Solids

< indicates the substance was not detected above the method detection limit (MDL). The value displayed is the MDL.

J - The result is an estimated concentration. "J" qualifiers are applied by the laboratory when the concentration reported is above the method detection limit, but below the laboratory reporting limit.

Table 5
Groundwater Analytical Data Summary
Georgia Power Company
Plant Bowen - Landfill Cells 5-8
Bartow County, GA

	Sample Location	GWC-31S	GWC-32	GWC-33R	GWC-34	GWC-34R	GWC-35	GWC-57	GWC-58
	Sample Date	03/02/2026	03/02/2026	03/03/2026	03/02/2026	03/02/2026	02/24/2026	03/02/2026	03/02/2026
ANALYTE	UNITS								
APPENDIX III									
Boron	mg/L	< 0.0073	< 0.0073	< 0.0073	< 0.0073	< 0.0073	0.0089 J	< 0.0073	< 0.0073
Calcium	mg/L	35.0	52.7	28.8	19.7	44.7	51.3	38.3	39.0
Chloride	mg/L	4.8	3.5	3.5	5.2	4.7	5.4	2.8	4.0
Fluoride	mg/L	0.067 J	0.097 J	< 0.050	< 0.050	< 0.050	< 0.050	< 0.050	0.056 J
pH, Field	SU	6.92	7.23	7.61	6.28	6.91	7.34	7.49	7.44
Sulfate	mg/L	0.82 J	4.7	1.6	0.93 J	3.0	7.0	2.4	1.3
TDS	mg/L	166	219	120	112	202	258	168	212
APPENDIX I - PERMIT METALS									
Antimony	mg/L	< 0.00043	< 0.00043	< 0.00043	0.00051 J	< 0.00043	< 0.00043	< 0.00043	< 0.00043
Arsenic	mg/L	< 0.00041	0.0054	< 0.00041	0.0013 J	0.00086 J	< 0.00041	< 0.00041	< 0.00041
Barium	mg/L	0.036	0.033	0.0015 J	0.039	0.020	0.027	0.0030 J	0.0078
Beryllium	mg/L	< 0.00015	< 0.00015	< 0.00015	< 0.00015	< 0.00015	< 0.00015	< 0.00015	< 0.00015
Cadmium	mg/L	< 0.00010	< 0.00010	< 0.00010	0.00050	< 0.00010	< 0.00010	< 0.00010	< 0.00010
Chromium	mg/L	0.00094 J	< 0.00024	0.00083 J	< 0.00024	0.00024 J	0.00027 J	0.00030 J	0.0042 J
Cobalt	mg/L	< 0.00012	0.00029 J	0.00019 J	0.017	0.0034 J	< 0.00012	0.00083 J	0.00013 J
Copper	mg/L	< 0.00069	< 0.00069	< 0.00069	< 0.00069	< 0.00069	< 0.00069	< 0.00069	< 0.00069
Lead	mg/L	< 0.00027	< 0.00027	< 0.00027	< 0.00027	< 0.00027	< 0.00027	< 0.00027	< 0.00027
Mercury	mg/L	< 0.000091	< 0.000091	< 0.000091	< 0.000091	< 0.000091	0.00014 J	< 0.000091	< 0.000091
Nickel	mg/L	< 0.00092	< 0.00092	< 0.00092	0.012	0.0022 J	< 0.00092	0.00095 J	< 0.00092
Selenium	mg/L	< 0.00050	< 0.00050	< 0.00050	< 0.00050	< 0.00050	< 0.00050	< 0.00050	< 0.00050
Silver	mg/L	< 0.00021	< 0.00021	< 0.00021	< 0.00021	< 0.00021	< 0.00021	< 0.00021	< 0.00021
Thallium	mg/L	< 0.00017	< 0.00017	< 0.00017	< 0.00017	< 0.00017	< 0.00017	< 0.00017	< 0.00017
Vanadium	mg/L	< 0.0011	< 0.0011	< 0.0011	< 0.0011	< 0.0011	< 0.0011	< 0.0011	< 0.0011
Zinc	mg/L	0.0016 J	< 0.0014	< 0.0014	0.030	0.0044 J	< 0.0014	< 0.0014	< 0.0014
Additional Parameters									
Bicarbonate Alkalinity as CaCO3	mg/L	169	240	117	94.8	207	229	182	211
Carbonate Alkalinity as CaCO3	mg/L	< 5.0	< 5.0	< 5.0	< 5.0	< 5.0	< 5.0	< 5.0	< 5.0
Total Alkalinity as CaCO3	mg/L	169	240	117	94.8	207	229	182	211
Iron	mg/L	0.058	2.4	0.076	8.2	0.71	0.031 J	0.11	0.087
Magnesium	mg/L	21.1	24.4	11.8	11.2	25.6	28.7	21.5	24.7
Manganese	mg/L	0.0073	0.091	0.0049 J	0.38	0.51	0.0054	0.23	0.0055
Potassium	mg/L	1.0	1.3	0.30 J	0.61	0.59	1.5	0.36 J	0.34 J
Sodium	mg/L	2.8	2.8	4.8	2.6	2.0	5.6	2.3	6.0

Notes:

mg/L - milligrams per liter

SU - Standard Units

NA - Indicates not analyzed

TDS - Total Dissolved Solids

< indicates the substance was not detected above the method detection limit (MDL). The value displayed is the MDL.

J - The result is an estimated concentration. "J" qualifiers are applied by the laboratory when the concentration reported is above the method detection limit, but below the laboratory reporting limit.

Table 5
Groundwater Analytical Data Summary
Georgia Power Company
Plant Bowen - Landfill Cells 9 & 10
Bartow County, GA

	Sample Location	GWA-39RZ	GWA-39Z	GWA-40	GWA-41	GWA-41R	GWA-42	GWA-43	GWA-43R	GWC-44
	Sample Date	02/18/2026	02/18/2026	02/16/2026	02/16/2026	02/16/2026	02/16/2026	02/16/2026	02/16/2026	02/16/2026
ANALYTE	UNITS									
APPENDIX III										
Boron	mg/L	< 0.0073	< 0.0073	< 0.0073	< 0.0073	0.012 J	< 0.0073	< 0.0073	0.017 J	< 0.0073
Calcium	mg/L	37.0	13.0	18.4	10.6	42.6	37.9	2.3	32.9	1.7
Chloride	mg/L	1.4	1.0	0.74 J	1.0	1.2	2.5	1.3	2.4	1.7
Fluoride	mg/L	< 0.050	< 0.050	< 0.050	< 0.050	< 0.050	< 0.050	< 0.050	< 0.050	< 0.050
pH, Field	SU	7.33	6.32	7.01	5.96	7.34	7.18	5.28	7.61	4.17
Sulfate	mg/L	2.7	1.0	1.2	1.0	4.9	1.4	< 0.50	3.4	2.6
TDS	mg/L	143	71.0	73.0	54.0	182	166	< 25.0	151	29.0
APPENDIX I - PERMIT METALS										
Antimony	mg/L	0.0015 J	< 0.00043	< 0.00043	< 0.00043	< 0.00043	< 0.00043	< 0.00043	< 0.00043	< 0.00043
Arsenic	mg/L	0.00099 J	< 0.00041	< 0.00041	< 0.00041	0.00053 J	< 0.00041	< 0.00041	< 0.00041	< 0.00041
Barium	mg/L	0.019	0.016	0.0078	0.015	0.023	0.0071	0.013	0.0075	0.012
Beryllium	mg/L	< 0.00015	< 0.00015	< 0.00015	< 0.00015	< 0.00015	< 0.00015	< 0.00015	< 0.00015	< 0.00015
Cadmium	mg/L	< 0.00010	< 0.00010	< 0.00010	< 0.00010	< 0.00010	0.00016 J	< 0.00010	< 0.00010	< 0.00010
Chromium	mg/L	< 0.00024	0.00040 J	0.00064 J	0.00044 J	0.00027 J	0.00057 J	0.00045 J	0.00063 J	0.00034 J
Cobalt	mg/L	< 0.00012	< 0.00012	< 0.00012	< 0.00012	0.00047 J	< 0.00012	0.00015 J	< 0.00012	0.0012 J
Copper	mg/L	< 0.00069	< 0.00069	< 0.00069	< 0.00069	< 0.00069	0.00074 J	< 0.00069	< 0.00069	< 0.00069
Lead	mg/L	< 0.00027	< 0.00027	< 0.00027	< 0.00027	< 0.00027	< 0.00027	< 0.00027	< 0.00027	< 0.00027
Mercury	mg/L	< 0.000091	< 0.000091	0.00014 J	< 0.000091	< 0.000091	< 0.000091	< 0.000091	< 0.000091	< 0.000091
Nickel	mg/L	< 0.00092	< 0.00092	< 0.00092	< 0.00092	< 0.00092	0.0015 J	< 0.00092	< 0.00092	< 0.00092
Selenium	mg/L	< 0.00050	< 0.00050	< 0.00050	< 0.00050	< 0.00050	< 0.00050	< 0.00050	< 0.00050	< 0.00050
Silver	mg/L	< 0.00021	< 0.00021	< 0.00021	< 0.00021	< 0.00021	< 0.00021	< 0.00021	< 0.00021	< 0.00021
Thallium	mg/L	< 0.00017	< 0.00017	< 0.00017	< 0.00017	< 0.00017	< 0.00017	< 0.00017	< 0.00017	< 0.00017
Vanadium	mg/L	< 0.0011	< 0.0011	< 0.0011	< 0.0011	< 0.0011	< 0.0011	< 0.0011	< 0.0011	< 0.0011
Zinc	mg/L	< 0.0014	< 0.0014	< 0.0014	< 0.0014	< 0.0014	0.010	0.0019 J	< 0.0014	0.0032 J
Additional Parameters										
Bicarbonate Alkalinity as CaCO3	mg/L	150	58.7	92.6	49.7	198	164	7.2	159	< 5.0
Carbonate Alkalinity as CaCO3	mg/L	< 5.0	< 5.0	< 5.0	< 5.0	< 5.0	< 5.0	< 5.0	< 5.0	< 5.0
Total Alkalinity as CaCO3	mg/L	150	58.7	92.6	49.7	198	164	7.2	159	< 5.0
Iron	mg/L	0.23	< 0.016	0.016 J	0.017 J	0.55	0.027 J	0.018 J	0.028 J	< 0.016
Magnesium	mg/L	19.6	7.2	9.1	4.9	19.6	14.6	0.48	16.5	0.54
Manganese	mg/L	0.027	0.0037 J	< 0.0013	0.0050 J	0.33	0.0022 J	0.012	< 0.0013	0.037
Potassium	mg/L	1.2	1.3	0.89	0.36 J	1.4	0.29 J	0.28 J	0.46	0.32 J
Sodium	mg/L	1.3	2.0	1.4	0.83	1.3	1.7	1.3	1.3	2.4

Notes:

mg/L - milligrams per liter

SU - Standard Units

NA - Indicates not analyzed

TDS - Total Dissolved Solids

< indicates the substance was not detected above the method detection limit (MDL). The value displayed is the MDL.

J - The result is an estimated concentration. "J" qualifiers are applied by the laboratory when the concentration reported is above the method detection limit, but below the laboratory reporting limit.

Table 5
Groundwater Analytical Data Summary
Georgia Power Company
Plant Bowen - Landfill Cells 9 & 10
Bartow County, GA

	Sample Location	GWC-45	GWC-45R	GWC-46R	GWC-47	GWC-47R	GWC-48	GWC-48	GWC-49R	GWC-49Z
	Sample Date	02/17/2026	02/17/2026	02/16/2026	02/17/2026	02/17/2026	02/17/2026	05/13/2026	02/17/2026	02/17/2026
ANALYTE	UNITS									
APPENDIX III										
Boron	mg/L	< 0.0073	0.0084 J	< 0.0073	< 0.0073	< 0.0073	< 0.0073	NA	< 0.0073	< 0.0073
Calcium	mg/L	1.1	43.1	43.4	30.8	38.9	5.0	4.6	29.8	0.69
Chloride	mg/L	0.82 J	3.5	3.5	2.2	2.2	6.5	6.4	1.2	1.0
Fluoride	mg/L	< 0.050	< 0.050	< 0.050	< 0.050	< 0.050	< 0.050	NA	< 0.050	< 0.050
pH, Field	SU	4.71	7.16	7.26	7.51	7.41	4.60	4.55	7.58	4.80
Sulfate	mg/L	< 0.50	3.6	4.7	7.7	8.8	9.5	10.4	2.2	0.57 J
TDS	mg/L	29.0	176	206	140	165	55.0	NA	129	33.0
APPENDIX I - PERMIT METALS										
Antimony	mg/L	0.012	< 0.00043	< 0.00043	< 0.00043	0.00061 J	< 0.00043	NA	< 0.00043	< 0.00043
Arsenic	mg/L	< 0.00041	< 0.00041	< 0.00041	< 0.00041	0.00047 J	< 0.00041	NA	< 0.00041	< 0.00041
Barium	mg/L	0.0076	0.022	0.012	0.0091	0.0093	0.055	NA	0.012	0.0042 J
Beryllium	mg/L	< 0.00015	< 0.00015	< 0.00015	< 0.00015	< 0.00015	0.00028 J	NA	< 0.00015	< 0.00015
Cadmium	mg/L	< 0.00010	< 0.00010	< 0.00010	0.00014 J	< 0.00010	0.00025 J	NA	< 0.00010	< 0.00010
Chromium	mg/L	0.00029 J	0.00054 J	0.0043 J	0.0022 J	0.0020 J	0.0013 J	NA	0.00060 J	0.00032 J
Cobalt	mg/L	0.0017 J	< 0.00012	< 0.00012	< 0.00012	< 0.00012	0.0035 J	NA	< 0.00012	< 0.00012
Copper	mg/L	0.00074 J	< 0.00069	< 0.00069	< 0.00069	< 0.00069	< 0.00069	NA	< 0.00069	< 0.00069
Lead	mg/L	< 0.00027	< 0.00027	< 0.00027	< 0.00027	< 0.00027	< 0.00027	NA	< 0.00027	< 0.00027
Mercury	mg/L	< 0.000091	< 0.000091	< 0.000091	< 0.000091	< 0.000091	0.00060	0.00067	< 0.000091	< 0.000091
Nickel	mg/L	0.0013 J	< 0.00092	< 0.00092	< 0.00092	< 0.00092	0.0072	NA	< 0.00092	0.0016 J
Selenium	mg/L	< 0.00050	< 0.00050	< 0.00050	0.00051 J	< 0.00050	0.0014 J	NA	< 0.00050	< 0.00050
Silver	mg/L	< 0.00021	< 0.00021	< 0.00021	< 0.00021	< 0.00021	< 0.00021	NA	< 0.00021	< 0.00021
Thallium	mg/L	< 0.00017	< 0.00017	< 0.00017	< 0.00017	< 0.00017	< 0.00017	NA	< 0.00017	< 0.00017
Vanadium	mg/L	< 0.0011	< 0.0011	< 0.0011	< 0.0011	< 0.0011	< 0.0011	NA	< 0.0011	< 0.0011
Zinc	mg/L	0.0039 J	0.0020 J	< 0.0014	0.036	0.021	0.011	NA	< 0.0014	0.0021 J
Additional Parameters										
Bicarbonate Alkalinity as CaCO3	mg/L	< 5.0	182	216	132	157	6.4	5.1	135	< 5.0
Carbonate Alkalinity as CaCO3	mg/L	< 5.0	< 5.0	< 5.0	< 5.0	< 5.0	< 5.0	NA	< 5.0	< 5.0
Total Alkalinity as CaCO3	mg/L	< 5.0	182	216	132	157	6.4	NA	135	< 5.0
Iron	mg/L	< 0.016	0.031 J	0.029 J	0.024 J	0.034 J	0.044	NA	< 0.016	< 0.016
Magnesium	mg/L	0.67	23.7	22.5	16.2	20.6	2.4	2.3	14.8	0.32
Manganese	mg/L	0.036	< 0.0013	< 0.0013	0.0027 J	< 0.0013	0.34	NA	< 0.0013	0.022
Potassium	mg/L	0.38 J	0.87	2.2	0.95	1.1	0.40 J	0.39 J	0.68	0.36 J
Sodium	mg/L	2.2	2.2	8.5	3.4	3.0	3.9	3.6	1.6	2.0

Notes:

mg/L - milligrams per liter

SU - Standard Units

NA - Indicates not analyzed

TDS - Total Dissolved Solids

< indicates the substance was not detected above the method detection limit (MDL). The value displayed is the MDL.

J - The result is an estimated concentration. "J" qualifiers are applied by the laboratory when the concentration reported is above the method detection limit, but below the laboratory reporting limit.

Table 6
Statistical Method Summary
Georgia Power Company
Plant Bowen – Landfill Cells 1-10
Bartow County, GA

Statistical Methodology	Data Screening on Proposed Background	Evaluate outliers, trends, and seasonality when sufficient data are available
	Statistical Limits	Interwell statistical limits are applied on a parameter basis, depending on the appropriateness of the method as determined by the Analysis of Variance. Intrawell statistical limits are applied on a parameter basis, depending on the appropriateness of the method.
	Prediction Limits	When data contain between 15-50% non-detects the Kaplan-Meier non-detect adjustment is applied to the background data. This technique adjusts the mean and standard deviation of the historical concentrations to account for concentrations below the reporting limit. Non-parametric means data sets contain greater than 50% non-detects or data are not normally or transformed-normally distributed.
	Management of Non-Detects	When data contain less than 15% non-detects in background, simple substitution of one-half the reporting limit is utilized in the statistical analysis. The reporting limit utilized for non-detects is the practical quantitation limit (PQL) as reported by the laboratory. When data contain between 15-50% non-detects the Kaplan-Meier non-detect adjustment is applied to the background data. This technique adjusts the mean and standard deviation of the historical concentrations to account for concentrations below the reporting limit.
	Confidence Intervals	Used in Assessment and Corrective Action monitoring.
	No Statistical Testing	Statistical testing is not required for parameters containing 100% non-detects (USEPA Unified Guidance, 2009, Chapter 6).
	Verification Resample Plan	Optional 1-of-2 with minimum of 8 samples per well for interwell and intrawell testing.
	Optional	▪ Interwell statistical methods may be used as a second step to determine if an apparent statistically significant increase (SSI) identified by intrawell statistical methods is below sitewide background. ▪ Initial statistical exceedance warrants independent resampling within 90 days. ▪ If resample passes, well/parameter is not a confirmed SSI. ▪ If resample exceeds, well/parameter has a confirmed SSI. ▪ If no resample is collected, the original result is deemed verified.

FIGURES

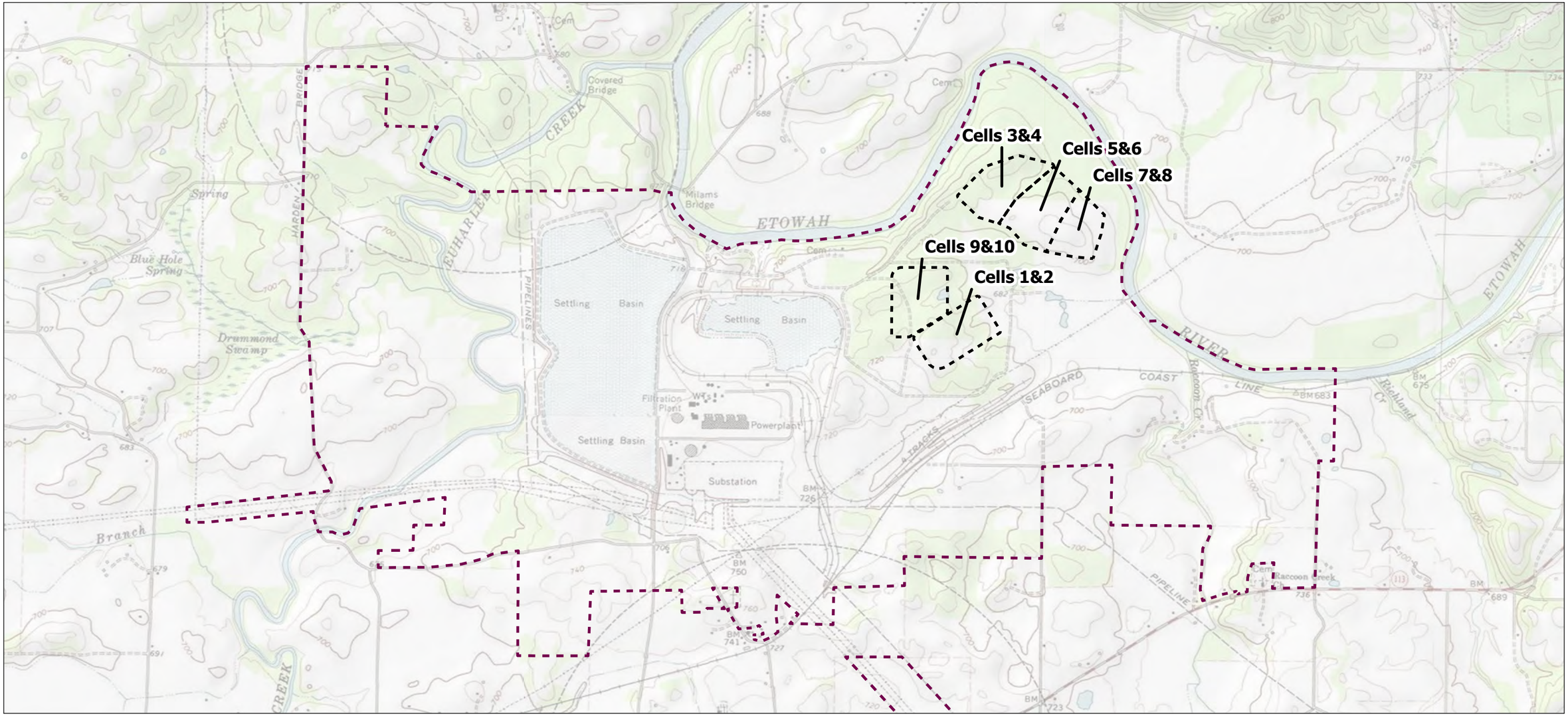



Notes
1. Coordinate System: NAD 1983 StatePlane Georgia West FIPS 1002 Feet
2. Data Sources: Site and Landfill Boundaries provided by Southern Company Services and Wood Environment & Infrastructure Solutions
3. Background: Copyright:© 2013 National Geographic Society, i-cubed, Esri, TomTom, Garmin, SafeGraph, FAO, METI/NASA, USGS, EPA, NPS, USFWS

Legend
- Approximate Site Boundary
- Landfill Cell Boundary (Approximate)

0 2,000 4,000 Feet

(At original document size of 11x17)
1:24,000

N

Stantec

Georgia Power

Project Location
Euharlee, Georgia

Prepared by CA on 3/27/2026
TR by MP on 3/27/2026
IR by MD on 3/27/2026

Client/Project 172678190
Georgia Power
2026 Semi-Annual Groundwater Monitoring and Corrective Action Report – Plant Bowen Cells 1-10

Figure No.
1

Title
Site Location Map

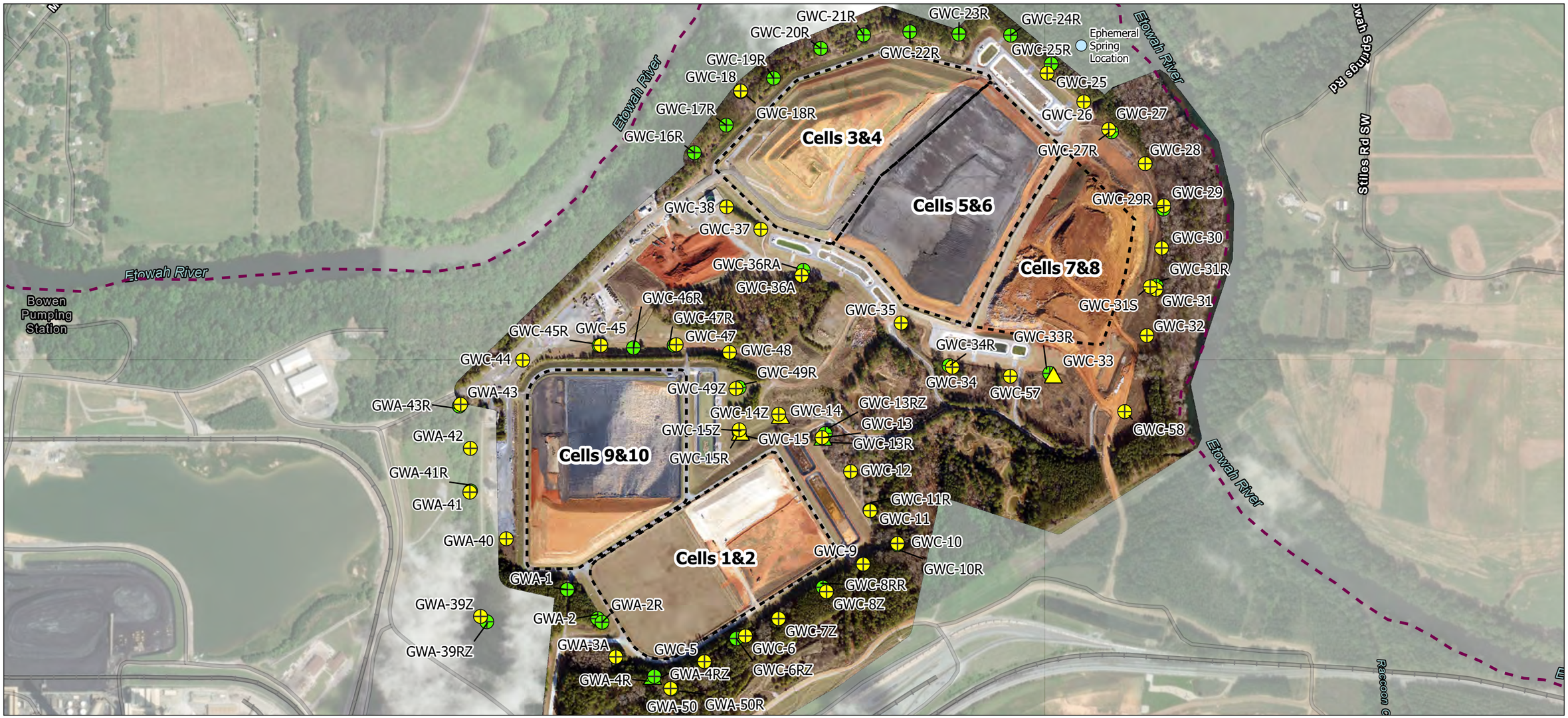



Notes
1. Coordinate System: NAD 1983 StatePlane Georgia West FIPS 1002 Feet
2. Data Sources: Landfill Boundaries, Site Boundary, and Monitoring Well locations provided by Southern Company Services and Wood Environment & Infrastructure Solutions
3. Plant imagery provided by client. Supplemental Background: Source: Esri, Vantor, Earthstar Geographics, and the GIS User Community, Esri, TomTom, Garmin, SafeGraph, FAO, METI/NASA, USGS, EPA, NPS, USFWS, Esri Community Maps Contributors, © OpenStreetMap, Microsoft, Esri, TomTom, Garmin, SafeGraph, GeoTechnologies, Inc, METI/NASA, USGS, EPA, NPS, US Census Bureau, USDA, USFWS

Legend

- Detection Monitoring Well (Overburden)
- Water Level Piezometer (Overburden)
- Detection Monitoring Well (Bedrock)
- Water Level Piezometer (Bedrock)
- Approximate Site Boundary
- Landfill Cell Boundary (Approximate)
- Ephemeral Spring Location

0 700 1400 Feet

(At original document size of 11x17)
1:8,400

N

Stantec

Georgia Power

Project Location
Euharlee, Georgia

Prepared by CA on 3/27/2026
TR by MP on 3/27/2026
IR by MD on 3/27/2026

Client/Project 172678190
Georgia Power
2026 Semi-Annual Groundwater Monitoring and Corrective Action Report - Plant Bowen Cells 1-10

Figure No.
2

Title
Monitoring Well Network

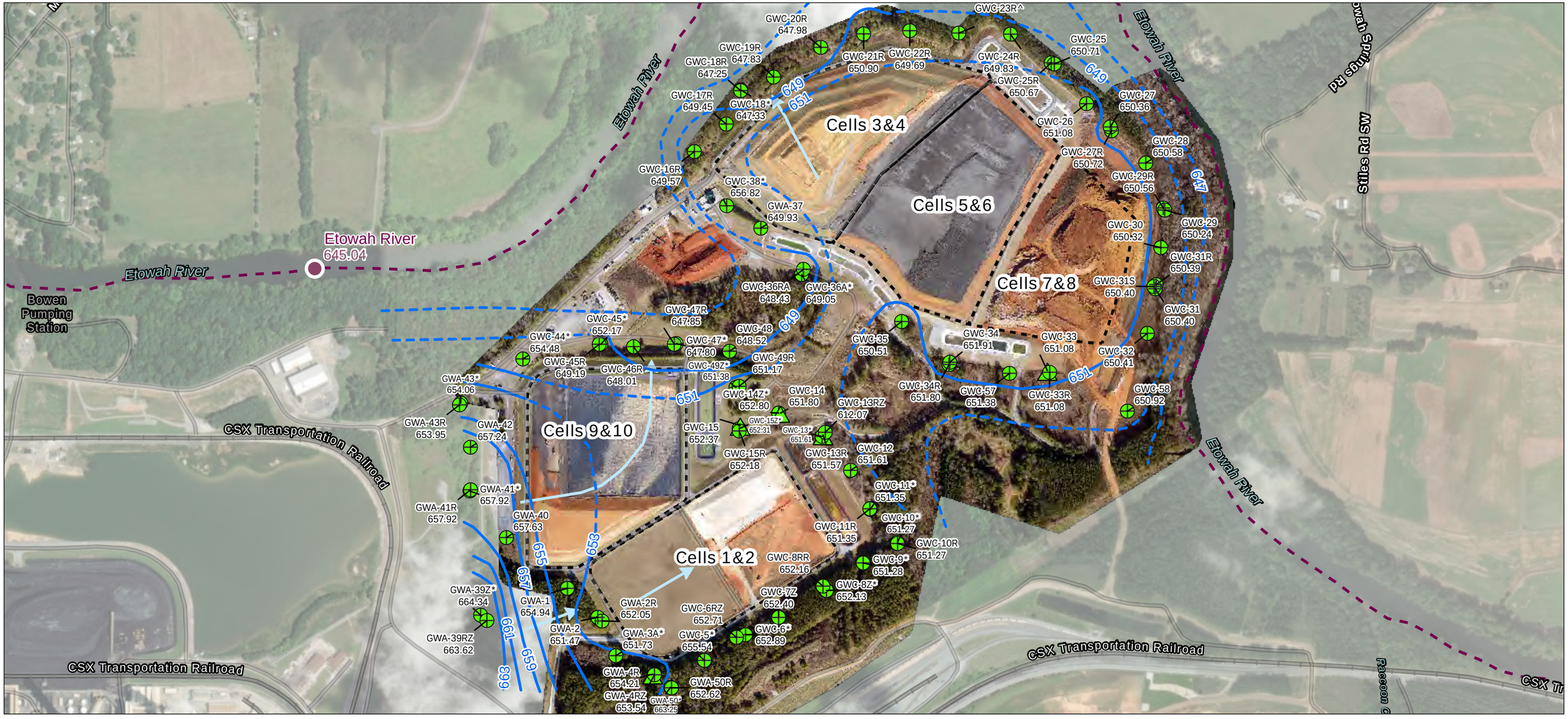



Notes

1. Coordinate System: NAD 1983 StatePlane Georgia West FIPS 1002 Feet
2. Data Sources: Landfill Boundaries, Site Boundary, Monitoring Well, Flow Arrow, and Contour locations provided by Southern Company Services and Wood Environment & Infrastructure Solutions
3. Plant imagery provided by client. Supplemental Background: Source: Esri, Vantor, Earthstar Geographics, and the GIS User Community, Esri, TomTom, Garmin, SafeGraph, FAO, METI/NASA, USGS, EPA, NPS, USFWS, Esri Community Maps Contributors, © OpenStreetMap, Microsoft, Esri, TomTom, Garmin, SafeGraph, GeoTechnologies, Inc, METI/NASA, USGS, EPA, NPS, US Census Bureau, USDA, USFWS

Legend

- Detection Monitoring Well
- Water Level Piezometer
- Interpreted Groundwater Flow Direction
- Surface Water Elevation at Gaging Location (feet (ft) NAVD88)
- Approximate Site Boundary
- Landfill Cell Boundary (Approximate)
- Potentiometric Surface Contours February 2026 (feet (ft) NAVD88)
- Inferred Potentiometric Surface Contours February 2026

668.54 Groundwater Elevation (ft NAVD88)

* Detection Monitoring Well Not Used for Contouring

^ GWC-23R groundwater elevation is not shown; water level was below the top of the dedicated pump

0 700 1,400 Feet

(At original document size of 11x17)
1:8,400

N

KATIE T. ROSS
GEORGIA REGISTERED PROFESSIONAL GEOLOGIST
No. 1776

Stantec

Georgia Power

Project Location
Euharlee, Georgia

Prepared by CA on 7/28/2026
TR by MP on 7/28/2026
IR by MD on 7/28/2026

Client/Project
172678190
Georgia Power
2026 Semi-Annual Groundwater Monitoring and Corrective Action Report - Plant Bowen Cells 1-10

Figure No.
3

Title
Potentiometric Surface - February 2026

APPENDIX A
WELL INSPECTIONS

Well Inspection

Site Name: Plant Bowen LF

Date: 2/11/2026

Permit Number: 008-018D

Field Conditions: Temps 63/43

Well ID:	Location/Identification			
	Visible and accessible	Properly identified with correct well ID	Located in high traffic area; does the well require protection from traffic	Acceptable drainage around well (no standing water, not located in obvious drainage flow path)
GWA-1	YES	YES	NO	YES
GWA-2	YES	YES	NO	YES
GWA-2R	YES	YES	NO	YES
GWA-3A	YES	YES	NO	YES
GWA-4RZ	YES	YES	NO	YES
GWC-5	YES	YES	NO	YES
GWC-6	YES	YES	NO	YES
GWC-6RZ	YES	YES	NO	YES
GWC-7Z	YES	YES	NO	YES
GWC-8Z	YES	YES	NO	YES
GWC-8RR	YES	YES	NO	YES
GWC-9	YES	YES	NO	YES
GWC-10	YES	YES	NO	YES
GWC-10R	YES	YES	NO	YES
GWC-11	YES	YES	NO	YES
GWC-11R	YES	YES	NO	YES
GWC-12	YES	YES	NO	YES
GWC-13	YES	YES	NO	YES
GWC-13RZ	YES	YES	NO	YES
GWC-14Z	YES	YES	NO	YES
GWC-15Z	YES	YES	NO	YES
GWC-15R	YES	YES	NO	YES
GWA-50	YES	YES	NO	YES
GWA-50R	YES	YES	NO	YES
GWC-36A	YES	YES	NO	YES
GWC-36RA	YES	YES	NO	YES
GWC-37	YES	YES	NO	YES
GWC-38	YES	YES	NO	YES
GWC-16R	YES	YES	NO	YES
GWC-17R	YES	YES	NO	YES
GWC-18	YES	YES	NO	YES
GWC-18R	YES	YES	NO	YES
GWC-19R	YES	YES	NO	YES
GWC-20R	YES	YES	NO	YES
GWC-21R	YES	YES	NO	YES
GWC-22R	YES	YES	NO	YES
GWC-23R	YES	YES	NO	YES

Well Inspection

Site Name: Plant Bowen LF

Date: 2/11/2026

Permit Number: 008-018D

Field Conditions: Temps 63/43

Well ID:	Location/Identification			
	Visible and accessible	Properly identified with correct well ID	Located in high traffic area; does the well require protection from traffic	Acceptable drainage around well (no standing water, not located in obvious drainage flow path)
GWC-24R	YES	YES	NO	YES
GWC-25	YES	YES	NO	YES
GWC-25R	YES	YES	NO	YES
GWA-39Z	YES	YES	NO	YES
GWA-39RZ	YES	YES	NO	YES
GWA-40	YES	YES	NO	YES
GWA-41	YES	YES	NO	YES
GWA-41R	YES	YES	NO	YES
GWA-42	YES	YES	NO	YES
GWA-43	YES	YES	NO	YES
GWA-43R	YES	YES	NO	YES
GWC-44	YES	YES	NO	YES
GWC-45	YES	YES	NO	YES
GWC-45R	YES	YES	NO	YES
GWC-46R	YES	YES	NO	YES
GWC-47	YES	YES	NO	YES
GWC-47R	YES	YES	NO	YES
GWC-48	YES	YES	NO	YES
GWC-49Z	YES	YES	NO	YES
GWC-49R	YES	YES	NO	YES
GWC-26	YES	YES	NO	YES
GWC-27	YES	YES	NO	YES
GWC-27R	YES	YES	NO	YES
GWC-28	YES	YES	NO	YES
GWC-29	YES	YES	NO	YES
GWC-29R	YES	YES	NO	YES
GWC-30	YES	YES	NO	YES
GWC-31	YES	YES	NO	YES
GWC-31S	YES	YES	NO	YES
GWC-31R	YES	YES	NO	YES
GWC-32	YES	YES	NO	YES
GWC-33R	YES	YES	NO	YES
GWC-57	YES	YES	NO	YES
GWC-58	YES	YES	NO	YES
GWC-34	YES	YES	NO	YES
GWC-34R	YES	YES	NO	YES
GWC-35	YES	YES	NO	YES

Well Inspection

Site Name: Plant Bowen LF

Date: 2/11/2026

Permit Number: 008-018D

Field Conditions: Temps 63/43

Well ID:	Protective Casing				
	Free from apparent damage and able to be secured	No degradation or deterioration	Functioning weep hole	Annular space clear of debris and water, or filled with pea gravel/sand	Locked and is the lock in good condition
GWA-1	YES	YES	YES	YES	YES
GWA-2	YES	YES	YES	YES	YES
GWA-2R	YES	YES	YES	YES	YES
GWA-3A	YES	YES	YES	YES	YES
GWA-4RZ	YES	YES	YES	YES	YES
GWC-5	YES	YES	YES	YES	YES
GWC-6	YES	YES	YES	YES	YES
GWC-6RZ	YES	YES	YES	YES	YES
GWC-7Z	YES	YES	YES	YES	YES
GWC-8Z	YES	YES	YES	YES	YES
GWC-8RR	YES	YES	YES	YES	YES
GWC-9	YES	YES	YES	YES	YES
GWC-10	YES	YES	YES	YES	YES
GWC-10R	YES	YES	YES	YES	YES
GWC-11	YES	YES	YES	YES	YES
GWC-11R	YES	YES	YES	YES	YES
GWC-12	YES	YES	YES	YES	YES
GWC-13	YES	YES	YES	YES	YES
GWC-13RZ	YES	YES	YES	YES	YES
GWC-14Z	YES	YES	YES	YES	YES
GWC-15Z	YES	YES	YES	YES	YES
GWC-15R	YES	YES	YES	YES	YES
GWA-50	YES	YES	YES	YES	YES
GWA-50R	YES	YES	YES	YES	YES
GWC-36A	YES	YES	YES	YES	YES
GWC-36RA	YES	YES	YES	YES	YES
GWC-37	YES	YES	YES	YES	YES
GWC-38	YES	YES	YES	YES	YES
GWC-16R	YES	YES	YES	YES	YES
GWC-17R	YES	YES	YES	YES	YES
GWC-18	YES	YES	YES	YES	YES
GWC-18R	YES	YES	YES	YES	YES
GWC-19R	YES	YES	YES	YES	YES
GWC-20R	YES	YES	YES	YES	YES
GWC-21R	YES	YES	YES	YES	YES
GWC-22R	YES	YES	YES	YES	YES
GWC-23R	YES	YES	YES	YES	YES

Well Inspection

Site Name: Plant Bowen LF

Date: 2/11/2026

Permit Number: 008-018D

Field Conditions: Temps 63/43

Well ID:	Protective Casing				
	Free from apparent damage and able to be secured	No degradation or deterioration	Functioning weep hole	Annular space clear of debris and water, or filled with pea gravel/sand	Locked and is the lock in good condition
GWC-24R	YES	YES	YES	YES	YES
GWC-25	YES	YES	YES	YES	YES
GWC-25R	YES	YES	YES	YES	YES
GWA-39Z	YES	YES	YES	YES	YES
GWA-39RZ	YES	YES	YES	YES	YES
GWA-40	YES	YES	YES	YES	YES
GWA-41	YES	YES	YES	YES	YES
GWA-41R	YES	YES	YES	YES	YES
GWA-42	YES	YES	YES	YES	YES
GWA-43	YES	YES	YES	YES	YES
GWA-43R	YES	YES	YES	YES	YES
GWC-44	YES	YES	YES	YES	YES
GWC-45	YES	YES	YES	YES	YES
GWC-45R	YES	YES	YES	YES	YES
GWC-46R	YES	YES	YES	YES	YES
GWC-47	YES	YES	YES	YES	YES
GWC-47R	YES	YES	YES	YES	YES
GWC-48	YES	YES	YES	YES	YES
GWC-49Z	YES	YES	YES	YES	YES
GWC-49R	YES	YES	YES	YES	YES
GWC-26	YES	YES	YES	YES	YES
GWC-27	YES	YES	YES	YES	YES
GWC-27R	YES	YES	YES	YES	YES
GWC-28	YES	YES	YES	YES	YES
GWC-29	YES	YES	YES	YES	YES
GWC-29R	YES	YES	YES	YES	YES
GWC-30	YES	YES	YES	YES	YES
GWC-31	YES	YES	YES	YES	YES
GWC-31S	YES	YES	YES	YES	YES
GWC-31R	YES	YES	YES	YES	YES
GWC-32	YES	YES	YES	YES	YES
GWC-33R	YES	YES	YES	YES	YES
GWC-57	YES	YES	YES	YES	YES
GWC-58	YES	YES	YES	YES	YES
GWC-34	YES	YES	YES	YES	YES
GWC-34R	YES	YES	YES	YES	YES
GWC-35	YES	YES	YES	YES	YES

Well Inspection

Site Name: Plant Bowen LF

Date: 2/11/2026

Permit Number: 008-018D

Field Conditions: Temps 63/43

	Surface Pad			Internal Casing		
Well ID:	Good condition (not cracked/ broken)	Sloped away from the protective casing	In complete contact with the ground surface and stable	Cap prevents entry of foreign material into the well	Free of kinks/bends, or any obstructions from foreign objects (such as bailers)	Properly vented for equilibration of air pressure
GWA-1	YES	YES	YES	YES	YES	YES
GWA-2	YES	YES	YES	YES	YES	YES
GWA-2R	YES	YES	YES	YES	YES	YES
GWA-3A	YES	YES	YES	YES	YES	YES
GWA-4RZ	YES	YES	YES	YES	YES	YES
GWC-5	YES	YES	YES	YES	YES	YES
GWC-6	YES	YES	YES	YES	YES	YES
GWC-6RZ	YES	YES	YES	YES	YES	YES
GWC-7Z	YES	YES	YES	YES	YES	YES
GWC-8Z	YES	YES	YES	YES	YES	YES
GWC-8RR	YES	YES	YES	YES	YES	YES
GWC-9	YES	YES	YES	YES	YES	YES
GWC-10	YES	YES	YES	YES	YES	YES
GWC-10R	YES	YES	YES	YES	YES	YES
GWC-11	YES	YES	YES	YES	YES	YES
GWC-11R	YES	YES	YES	YES	YES	YES
GWC-12	YES	YES	YES	YES	YES	YES
GWC-13	YES	YES	YES	YES	YES	YES
GWC-13RZ	YES	YES	YES	YES	YES	YES
GWC-14Z	YES	YES	YES	YES	YES	YES
GWC-15Z	YES	YES	YES	YES	YES	YES
GWC-15R	YES	YES	YES	YES	YES	YES
GWA-50	YES	YES	YES	YES	YES	YES
GWA-50R	YES	YES	YES	YES	YES	YES
GWC-36A	YES	YES	YES	YES	YES	YES
GWC-36RA	YES	YES	YES	YES	YES	YES
GWC-37	YES	YES	YES	YES	YES	YES
GWC-38	YES	YES	YES	YES	YES	YES
GWC-16R	YES	YES	YES	YES	YES	YES
GWC-17R	YES	YES	YES	YES	YES	YES
GWC-18	YES	YES	YES	YES	YES	YES
GWC-18R	YES	YES	YES	YES	YES	YES
GWC-19R	YES	YES	YES	YES	YES	YES
GWC-20R	YES	YES	YES	YES	YES	YES
GWC-21R	YES	YES	YES	YES	YES	YES
GWC-22R	YES	YES	YES	YES	YES	YES
GWC-23R	YES	YES	YES	YES	YES	YES

Well Inspection

Site Name: Plant Bowen LF

Date: 2/11/2026

Permit Number: 008-018D

Field Conditions: Temps 63/43

Well ID:	Surface Pad			Internal Casing		
	Good condition (not cracked/ broken)	Sloped away from the protective casing	In complete contact with the ground surface and stable	Cap prevents entry of foreign material into the well	Free of kinks/bends, or any obstructions from foreign objects (such as bailers)	Properly vented for equilibration of air pressure
GWC-24R	YES	YES	YES	YES	YES	YES
GWC-25	YES	YES	YES	YES	YES	YES
GWC-25R	YES	YES	YES	YES	YES	YES
GWA-39Z	YES	YES	YES	YES	YES	YES
GWA-39RZ	YES	YES	YES	YES	YES	YES
GWA-40	YES	YES	YES	YES	YES	YES
GWA-41	YES	YES	YES	YES	YES	YES
GWA-41R	YES	YES	YES	YES	YES	YES
GWA-42	YES	YES	YES	YES	YES	YES
GWA-43	YES	YES	YES	YES	YES	YES
GWA-43R	YES	YES	YES	YES	YES	YES
GWC-44	YES	YES	YES	YES	YES	YES
GWC-45	YES	YES	YES	YES	YES	YES
GWC-45R	YES	YES	YES	YES	YES	YES
GWC-46R	YES	YES	YES	YES	YES	YES
GWC-47	YES	YES	YES	YES	YES	YES
GWC-47R	YES	YES	YES	YES	YES	YES
GWC-48	YES	YES	YES	YES	YES	YES
GWC-49Z	YES	YES	YES	YES	YES	YES
GWC-49R	YES	YES	YES	YES	YES	YES
GWC-26	YES	YES	YES	YES	YES	YES
GWC-27	YES	YES	YES	YES	YES	YES
GWC-27R	YES	YES	YES	YES	YES	YES
GWC-28	YES	YES	YES	YES	YES	YES
GWC-29	YES	YES	YES	YES	YES	YES
GWC-29R	YES	YES	YES	YES	YES	YES
GWC-30	YES	YES	YES	YES	YES	YES
GWC-31	YES	YES	YES	YES	YES	YES
GWC-31S	YES	YES	YES	YES	YES	YES
GWC-31R	YES	YES	YES	YES	YES	YES
GWC-32	YES	YES	YES	YES	YES	YES
GWC-33R	YES	YES	YES	YES	YES	YES
GWC-57	YES	YES	YES	YES	YES	YES
GWC-58	YES	YES	YES	YES	YES	YES
GWC-34	YES	YES	YES	YES	YES	YES
GWC-34R	YES	YES	YES	YES	YES	YES
GWC-35	YES	YES	YES	YES	YES	YES

Well Inspection

Site Name: Plant Bowen LF

Date: 2/11/2026

Permit Number: 008-018D

Field Conditions: Temps 63/43

Well ID:	Corrective actions as needed, by date:
GWA-1	
GWA-2	
GWA-2R	
GWA-3A	
GWA-4RZ	
GWC-5	
GWC-6	
GWC-6RZ	
GWC-7Z	
GWC-8Z	
GWC-8RR	
GWC-9	
GWC-10	
GWC-10R	
GWC-11	
GWC-11R	
GWC-12	
GWC-13	
GWC-13RZ	
GWC-14Z	
GWC-15Z	
GWC-15R	
GWA-50	
GWA-50R	
GWC-36A	
GWC-36RA	
GWC-37	
GWC-38	
GWC-16R	
GWC-17R	
GWC-18	
GWC-18R	
GWC-19R	
GWC-20R	
GWC-21R	
GWC-22R	
GWC-23R	

Well Inspection

Site Name: Plant Bowen LF

Date: 2/11/2026

Permit Number: 008-018D

Field Conditions: Temps 63/43

Well ID:	Corrective actions as needed, by date:
GWC-24R	
GWC-25	
GWC-25R	
GWA-39Z	
GWA-39RZ	
GWA-40	
GWA-41	
GWA-41R	
GWA-42	
GWA-43	
GWA-43R	
GWC-44	
GWC-45	
GWC-45R	
GWC-46R	
GWC-47	
GWC-47R	
GWC-48	
GWC-49Z	
GWC-49R	
GWC-26	
GWC-27	
GWC-27R	
GWC-28	
GWC-29	
GWC-29R	
GWC-30	
GWC-31	
GWC-31S	
GWC-31R	
GWC-32	
GWC-33R	
GWC-57	
GWC-58	
GWC-34	
GWC-34R	
GWC-35	

1080 Holcomb Bridge Road
Building 200, Suite 340
Roswell, GA 30076

MEMORANDUM

Date: April 23, 2026

To: Kevin Stephenson and Kristen Jurinko – Southern Company

CC: Ben Hodges – Georgia Power Company

From: EnSafe Inc

Subject: Plant Bowen Landfill - Well Maintenance and Repair Documentation
Georgia Power Company

EnSafe has prepared this memorandum to provide documentation of groundwater monitoring well maintenance and/or repair performed at PLANT BOWEN during the annual reporting period. All repairs and maintenance were completed in accordance with the Georgia Environmental Protection Division (GAEPD) guidance on routine visual inspections of groundwater monitoring wells.

Georgia Power Site/Unit	Date Performed	Well ID	Maintenance/ Repair Performed
Plant Bowen Landfill	4/7/2026	GWC-34 / GWC-34R	Drainage improvements to reduce stormwater pooling around well pads and the surrounding area.

All maintenance and repairs are also documented in the 2026 annual/semiannual groundwater monitoring report.

APPENDIX B
MEMORANDA ON HYDROGEOLOGIC MONITORING PROGRAM

US EPA CCR Rule and GA EPD Rules of Solid Waste Management 391-3-4-.10

Hydrogeological Monitoring Program
December 7, 2025, through June 6, 2026

Prepared for:

Georgia Power Company

August 31, 2026

Prepared by:

Megon Stepaniuk

Stantec Consulting Services Inc.

The conclusions in the Report titled US EPA CCR Rule and the Georgia Environmental Protection Division (GA EPD) Rules of Solid Waste Management 391-3-4-.10 are Stantec's professional opinion, as of the time of the Report, and concerning the scope described in the Report. The opinions in the document are based on conditions and information existing at the time the scope of work was conducted and do not take into account any subsequent changes. The Report relates solely to the specific project for which Stantec was retained and the stated purpose for which the Report was prepared. The Report is not to be used or relied on for any variation or extension of the project or for any other project or purpose, and any unauthorized use or reliance is at the recipient's own risk.

Stantec has assumed all information received from Georgia Power Company (the "Client") and third parties in the preparation of the Report to be correct. While Stantec has exercised a customary level of judgment or due diligence in the use of such information, Stantec assumes no responsibility for the consequences of any error or omission contained therein.

This Report is intended solely for use by the Client in accordance with Stantec's contract with the Client. While the Report may be provided by the Client to applicable authorities having jurisdiction and to other third parties in connection with the project, Stantec disclaims any legal duty based upon warranty, reliance or any other theory to any third party, and will not be liable to such third party for any damages or losses of any kind that may result.



Prepared by _____

Megon Stepaniuk

_____

Printed Name



Reviewed by _____

Andrew Stevens

_____

Printed Name

Table of Contents

1 Background 2
2 Maintenance Observations 3
3 Water Level Fluctuations 4
4 Conclusions and Recommendations 5

List of Tables

Table 1. Bowen Landfill Maintenance and Water Level Observation

List of Figures

Figure 1A – 1B Plant Bowen Landfill – Cells 1 & 2 Well Network Hydrographs for December 7, 2025 to June 6, 2026

Figure 2A – 2B Plant Bowen Landfill – Cells 3 & 4 Well Network Hydrographs for December 7, 2025 to June 6, 2026

Figure 3A – 3B Plant Bowen Landfill – Cells 5 & 6, 7 & 8 Well Network Hydrographs for December 7, 2025 to June 6, 2026

Figure 4A – 4B Plant Bowen Landfill – Cells 9 & 10 Well Network Hydrographs for December 7, 2025 to June 6, 2026

1 Background

Stantec Consulting Services Inc. (Stantec) was retained by Southern Company Services, Inc. (SCS) to assist with the hydrogeological (water level) monitoring program at Georgia Power Company's Plant Bowen (Site) Landfill Cells 1–10. The work is being conducted to comply with the United States Environmental Protection Agency (US EPA) coal combustion residuals (CCR) rule Title 40 Code of Federal Regulations (40 CFR) 257 Subpart D (CCR Rule) and the Georgia Environmental Protection Division (GA EPD) Rules of Solid Waste Management 391-3-4-.10 to assist with early detection of subsurface changes that might indicate land subsidence or sinkhole formation. Groundwater level fluctuations are monitored in accordance with the 2022 CCR Permit Groundwater Monitoring Plan.

The Site utilizes In-Situ® Inc telemetry and reporting software and pressure transducers to collect and record groundwater elevations from monitoring wells located around the perimeter of the landfill cells. The program was initiated in 2014 at Cells 1 & 2 and expanded in 2015, 2016, and 2023 to Cells 3 & 4, Cells 9 & 10, and Cells 5–8, respectively. During this reporting period from December 7, 2025, through June 6, 2026, transducers were deployed in overburden and bedrock wells as follows:

Cells 1 & 2:

- Three overburden wells (GWC-7Z, GWC-11, and GWC-13)
- Seven bedrock wells (GWA-2R, GWA-4R, GWC-6RZ, GWC-10R, GWC-11R, GWC-13R, and GWC-15R)

Cells 3 & 4:

- Two overburden wells (GWC-18 and GWC-36A)
- Six bedrock wells (GWC-16R, GWC-19R, GWC-22R, GWC-24R, GWC-25R, and GWC-36RA)

Cells 5 & 6 and 7 & 8:

- Four overburden wells (GWC-27, GWC-29, GWC-33, and GWC-34)
- Five bedrock wells (GWC-27R, GWC-29R, GWC-31R, GWC-33R, and GWC-34R)

Cells 9 & 10:

- Four overburden wells (GWA-39Z, GWA-43, GWC-47, and GWC-48)
- Six bedrock wells (GWA-39RZ, GWA-41R, GWA-43R, GWC-45R, GWC-47R, and GWC-49R)

Water level data are electronically logged hourly by each transducer. During this reporting period, logged data were uploaded after each reading via an In-Situ VuLink® telemetry system to an In-Situ® database website (HydroVu®) where the telemetry data are stored and compiled.

In addition to collecting transducer data, Etowah River levels data for the reporting period were obtained from an on-site transducer logging river data at a location near the river intake pumping structure, Northing: 1504757.08, Easting: 2068108.55 North American Datum (NAD) 1983. Etowah River levels and daily total precipitation data were obtained from a U.S. Geological Survey station gauge (02394670) near Cartersville, Georgia.

2 Maintenance Observations

SCS Civil Field Services (SCS-CFS) staff perform routine maintenance on transducers within the hydrogeologic monitoring program including battery change outs, transducer replacement, or reconnection of modem or transducer cables. The monitoring network has been reviewed and optimized to provide widespread spatial coverage to mitigate localized disruptions in the transducer network and prevent loss of monitoring in case of a potential sinkhole formation. During the reporting period, SCS-CFS conducted maintenance on the following locations: GWC-11R, GWC-16R, GWA-33, and GWA-39Z (Table 1). Although these transducers were not fully operational at these locations during the monitoring period, transducers located in nearby wells do not indicate subsurface changes. The following summarizes the maintenance performed at these locations.

GWC-11R

- Connection with the transducer was lost on March 26, 2026. Connection with the transducer resumed on March 28, 2026.
- Connection with the transducer was lost on April 12, 2026. Connection with the transducer resumed on April 13, 2026.

GWC-16R

- Connection with the transducer was lost on December 16, 2026. Connection with the transducer resumed on December 18, 2025, but connection remained sporadic through March 1, 2026.SCS replaced the transducer cable on February 18, 2026.
- Sporadic connections with the transducer begin on April 28, 2026. The battery was replaced on May 13, 2026, with sporadic connections with the transducer continuing until May 20, 2026, when normal readings from the instrument resumed.
- Sporadic connections with the transducer begin on May 27, 2026. Connection with the transducer resumed June 8, 2026.

GWA-33

- Connection with the transducer was lost on February 13, 2026. Connection with the transducer resumed on February 18, 2026, when SCS replaced the transducer within the well.

GWA-39Z

- Connection with the transducer was sporadic beginning March 10, 2026, with a loss of connection on March 11, 2026. Connection with the transducer resumed on March 17, 2026.
- Connection with the transducer was lost on April 14, 2026, with connection to the transducer restored on April 17, 2026.

3 Water Level Fluctuations

Continuous groundwater level data and river stage elevations for the Etowah River were recorded from December 7, 2025, through June 6, 2026. Reporting period hydrographs for Cells 1–10 are shown in Figures 1A through 4B.

Table 1 documents maintenance completed during the reporting period that had the potential to result in water level trend anomalies. During the reporting period, manual groundwater elevation gauging and groundwater sample collection took place from February 12 through March 3, 2026, as well as during an additional verification groundwater sampling event that occurred on May 13, 2026.

These field efforts are considered known disruptions to the water table and are marked on the hydrograph plots (**Figure 1A** through **Figure 4B**). Large volume groundwater purging induced water level decreases shown on hydrograph plots, marked by sampling events. Routine transducer maintenance activities and repairs occurred throughout the monitoring period and consisted of resetting reference water elevation depths, controlling insect infestation in wells, and replacing instrument batteries. Periodic sampling and maintenance may induce drifts in pressure readings. When drifts are noted, the reference depth to water is re-set, and the logging cycle is re-started.

The water levels in monitoring wells equipped with transducers exhibited similar overall trends during the reporting period. Groundwater elevations showed a gradual decrease through late December and early January, followed by a general increase beginning mid-January and continuing through the rest of the monitoring period. Water levels responded to precipitation events in mid-December, mid-January to early February, early and mid-March, and late May to early June. Following these changes, groundwater elevations returned to baseline trends. .

There were four rain events at the Site that resulted in precipitation exceeding 1.5-inches over a 24-hour period according to the U.S. Geological Survey station gauge (02394670) near Cartersville, Georgia. The first was 2.62” between January 9–10, 2026. The second was 2.23” between February 26–27, 2026. The third was 1.69” between May 6–7, 2026. The fourth was 3.29” between May 24–25, 2026. Consequent groundwater responses at the Site were captured with transducer data, and water level increases observed were approximately 2-feet during the rain event in early January, approximately 1.5 feet during the rain event in late February, and approximately 1.5 feet overall during the rain events in May. Water levels tapered off after a day or two and returned to normal levels within 7 days.

Overall trends were similar between the river and the wells, but the wells had a muted response compared to the river. There was a longer recovery period for the groundwater responses indicating that there was not an open, unimpeded connection between groundwater and surface water. Both the river stage and the groundwater appeared to be affected by some precipitation events. The observed variations in groundwater elevations were attributed to rainfall variations or to sampling or maintenance activities at the monitoring points. A comparison of river stage and precipitation data with recorded groundwater elevations (Figures 1A through 4B) showed that both sets of data follow similar overall patterns.

4 Conclusions and Recommendations

Observed disruptions in the transducer water levels were found to be directly attributed to (a) drawdown during sampling events and water level gauging, (b) maintenance of wells, transducers, or telemetry units; or (c) precipitation events. December 7, 2025, through June 6, 2026, hydrologic monitoring data did not show water level fluctuations attributed to subsurface changes that might be indicative of land subsidence or sinkhole formation. To support continued hydrogeologic monitoring, Stantec recommends installing transducers in three newly constructed monitoring wells (GWC-25, GWC-31S, and GWC-58) at Plant Bowen.

Figures

Transducer Groundwater Level Monitoring Hydrographs

Figure 1A

Stantec

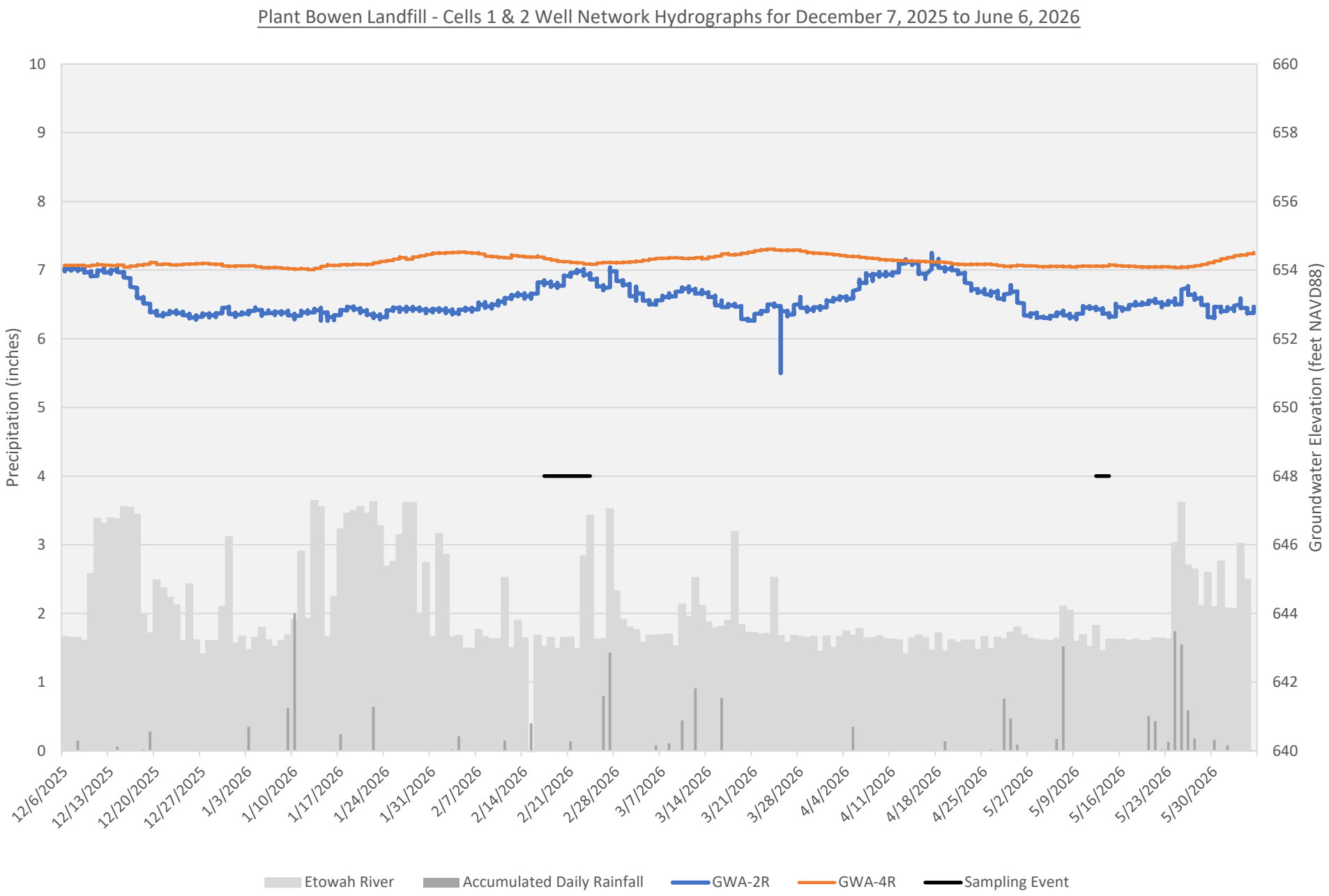

Figure 1B

Stantec

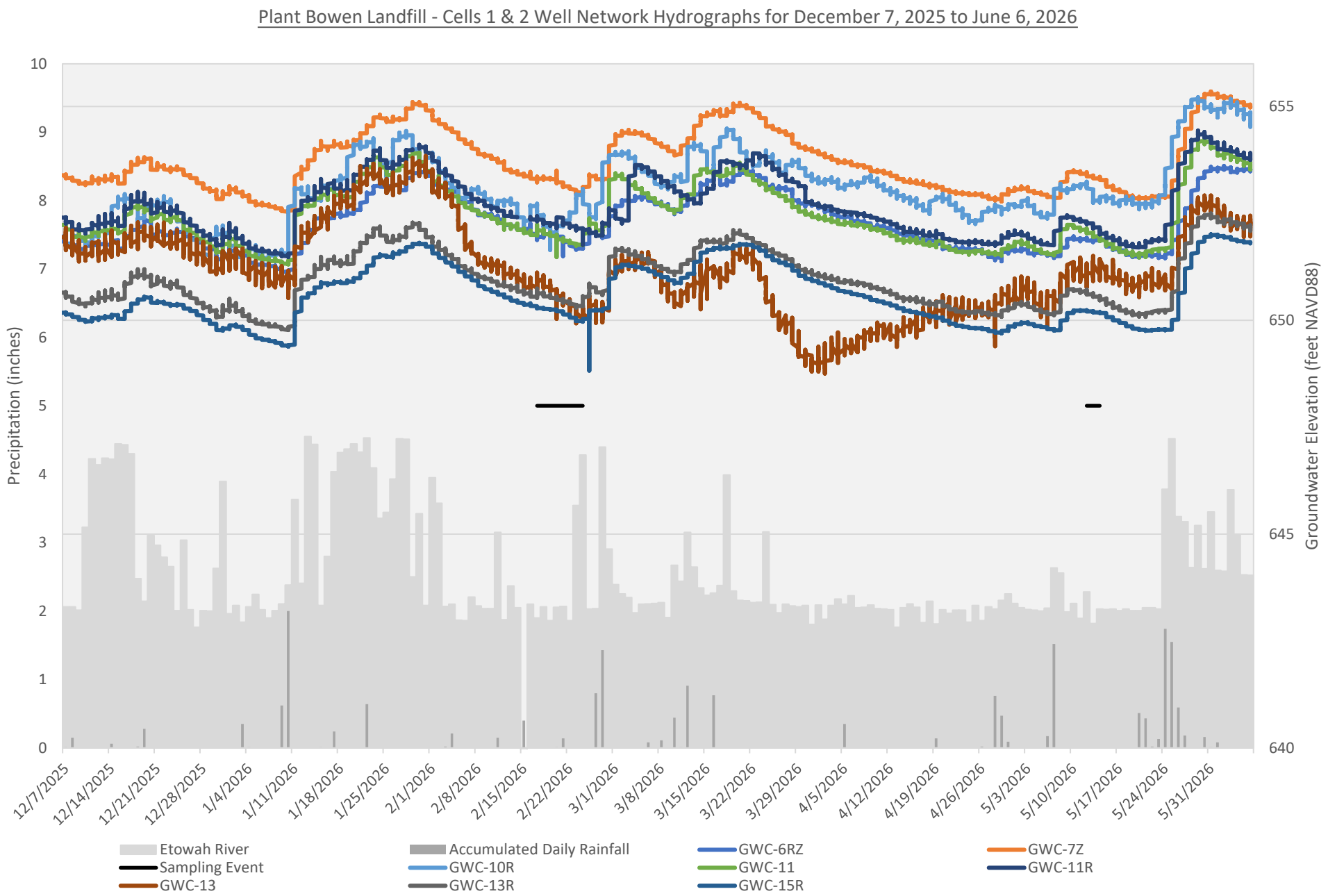

Figure 2A

Stantec

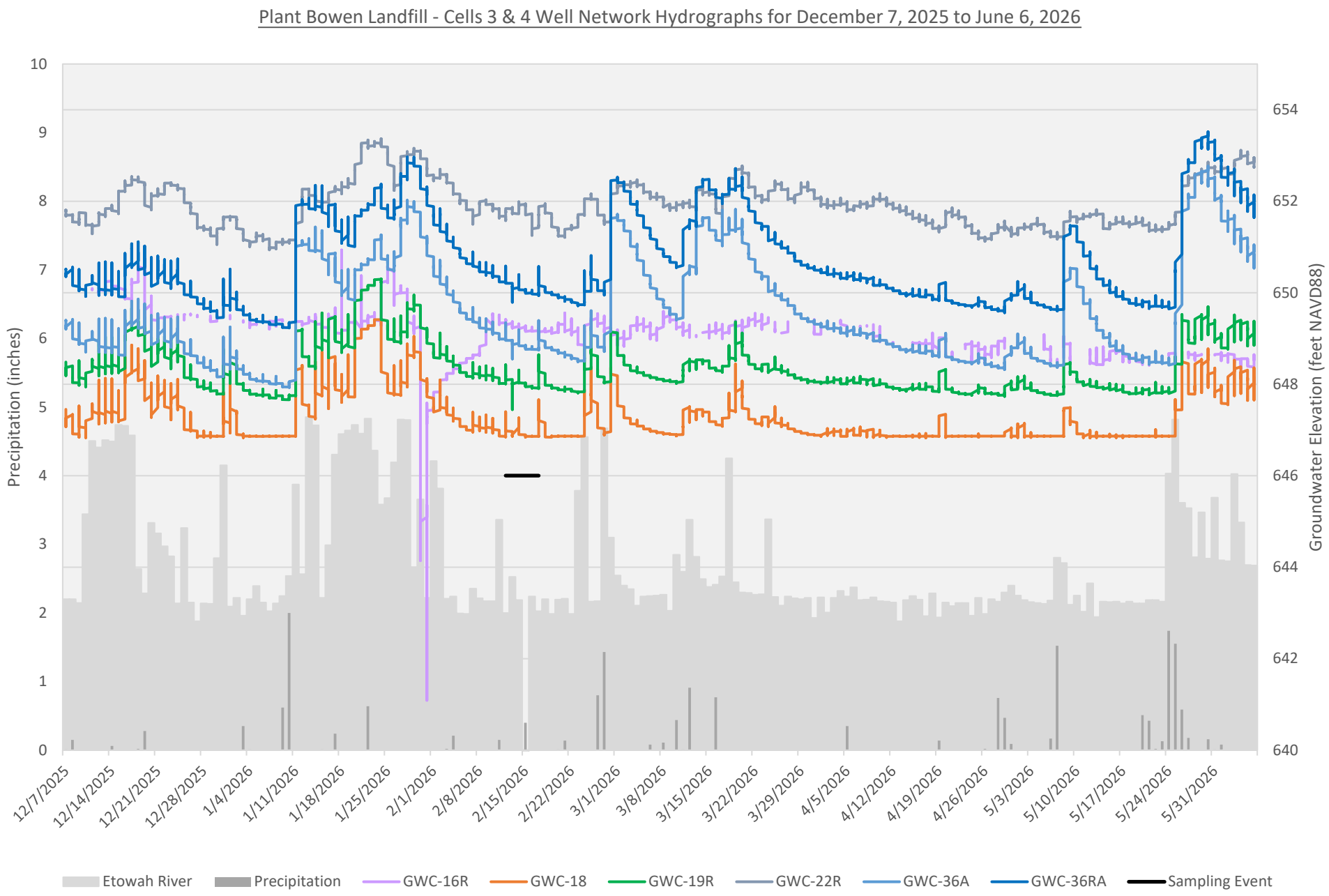

Figure 2B

Stantec

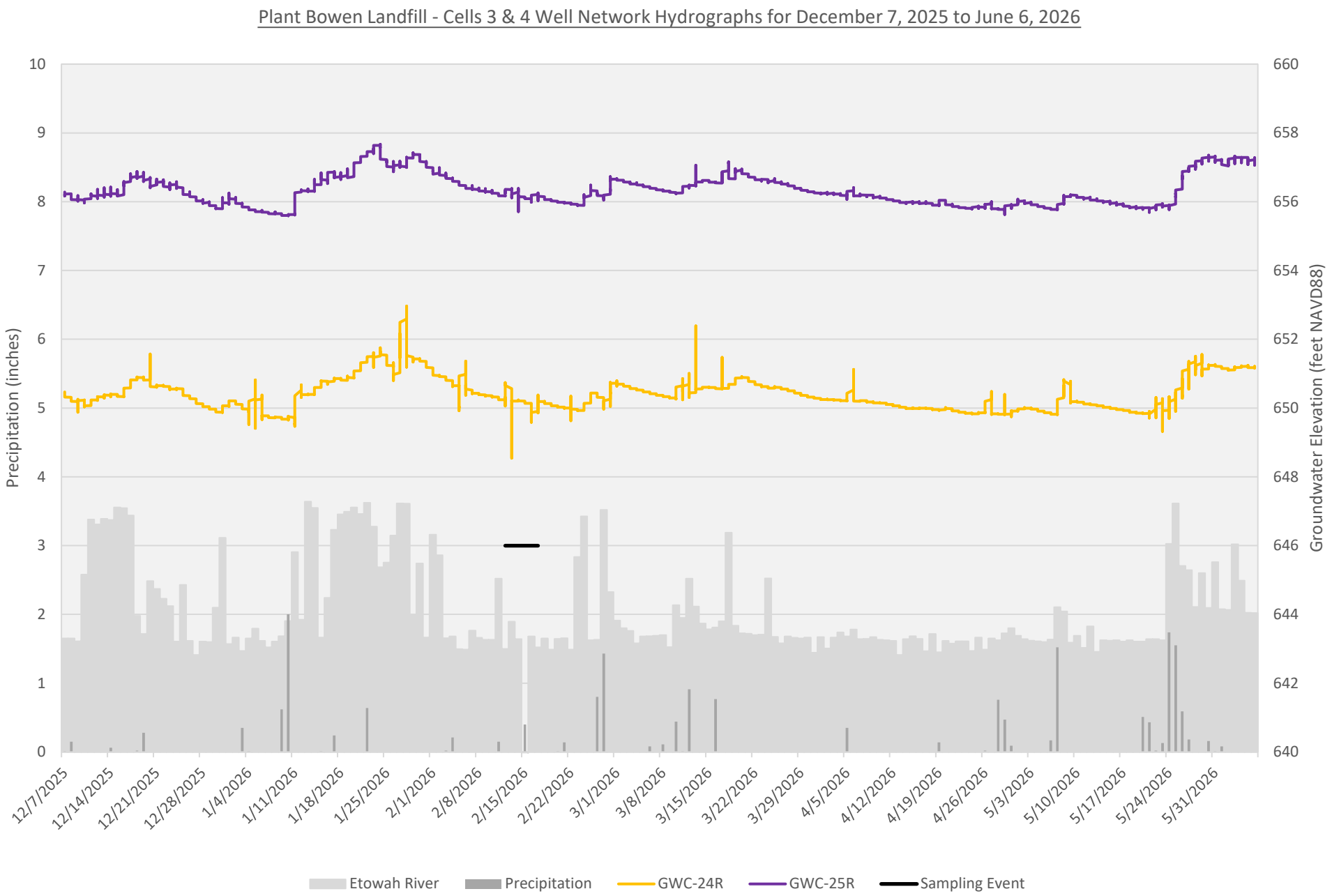

Figure 3A

Stantec

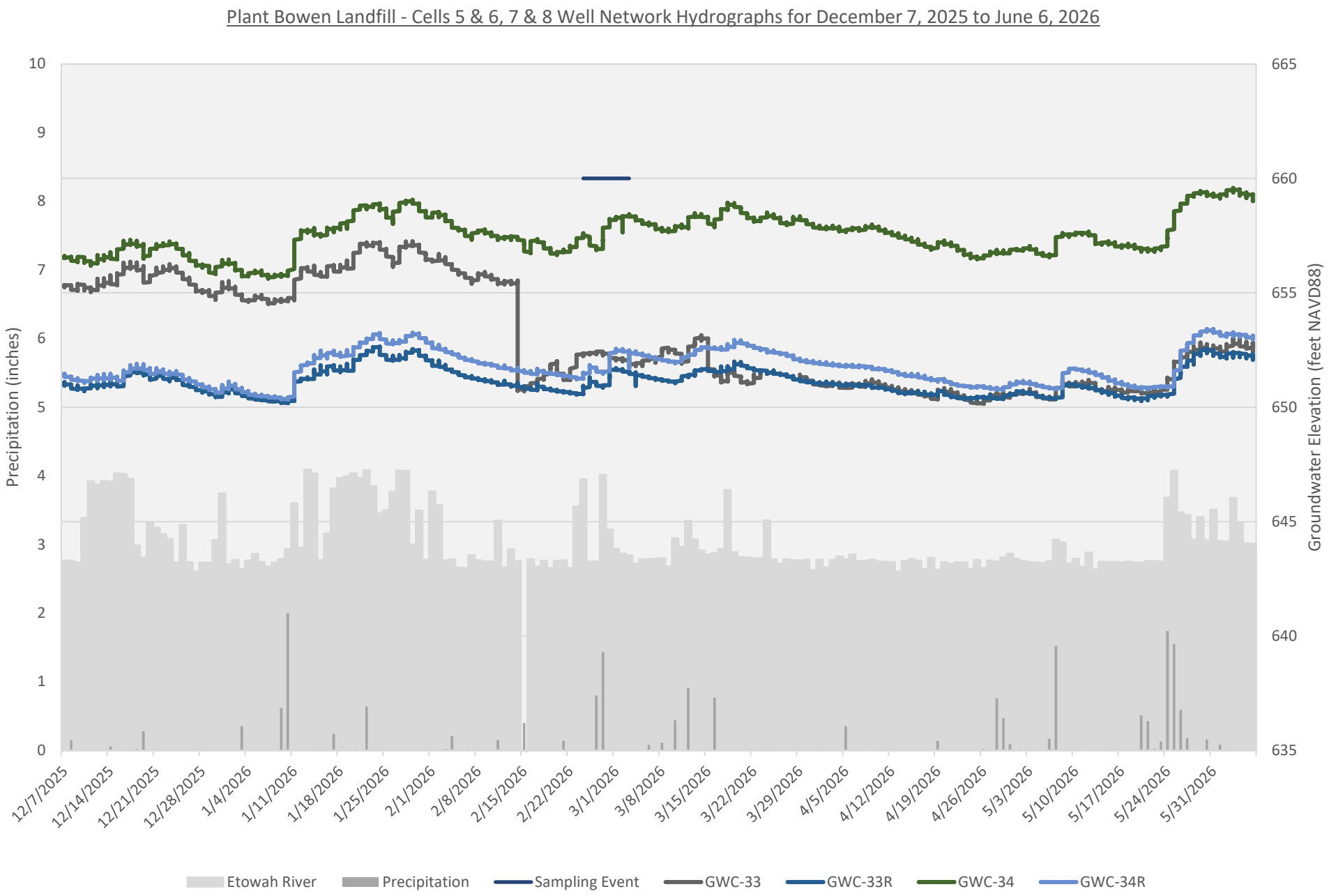

Figure 3B

Stantec

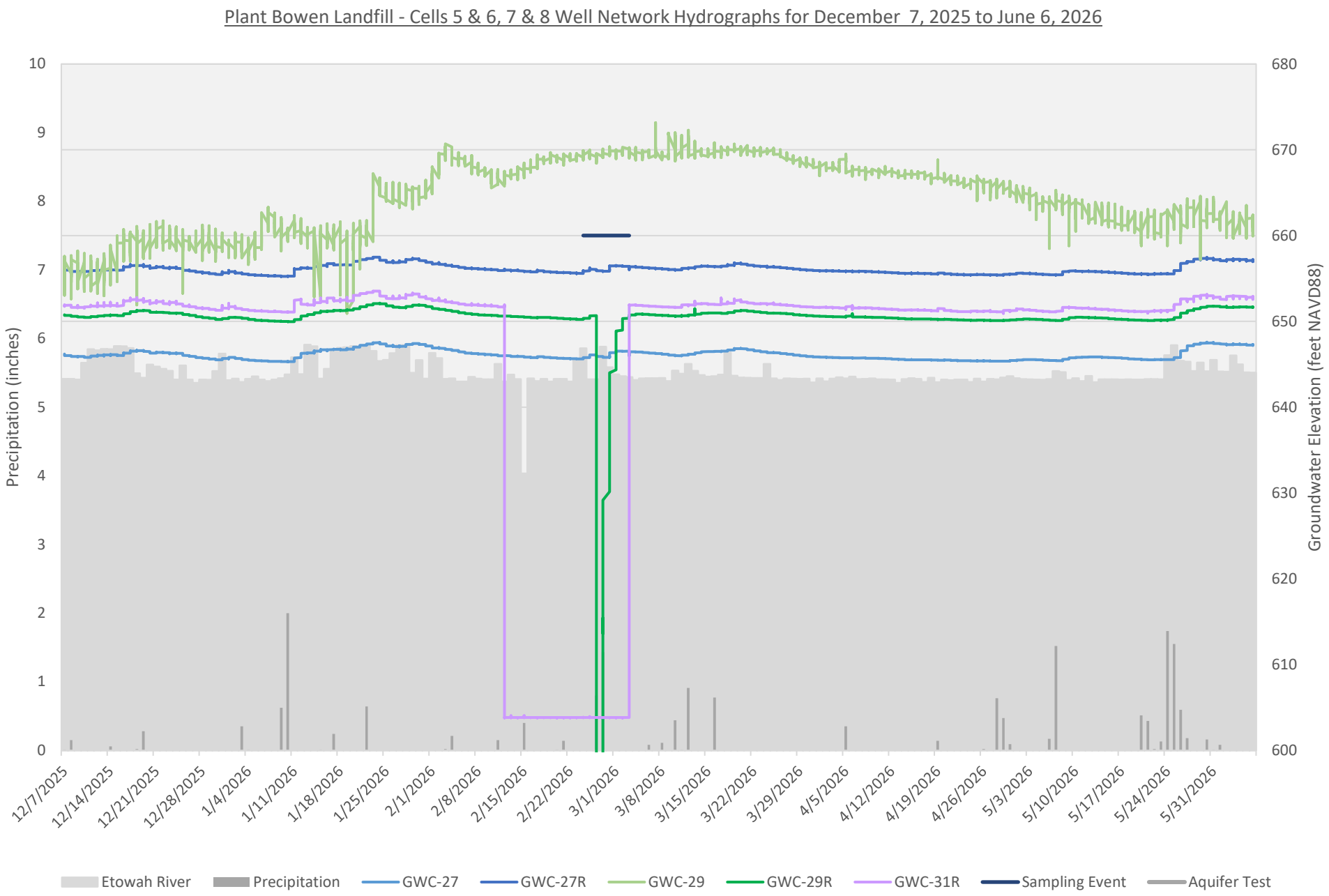

Figure 4A

Stantec

Plant Bowen Landfill - Cell 9 & 10 Well Network Hydrographs for for December 7, 2025 to June 6, 2026

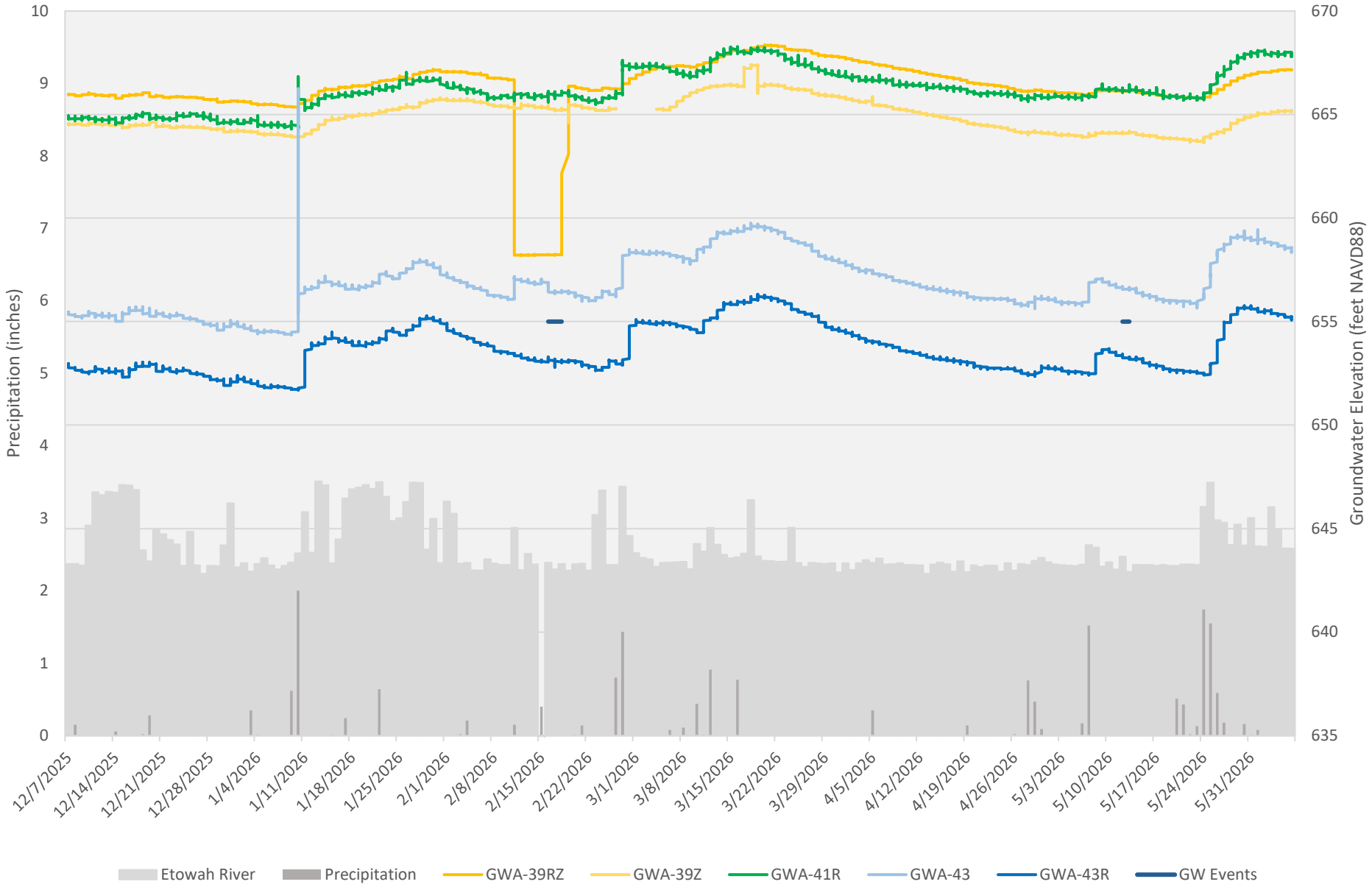

Figure 4B

Stantec

Plant Bowen Landfill - Cell 9 & 10 Well Network Hydrographs for for December 7, 2025 to June 6, 2026

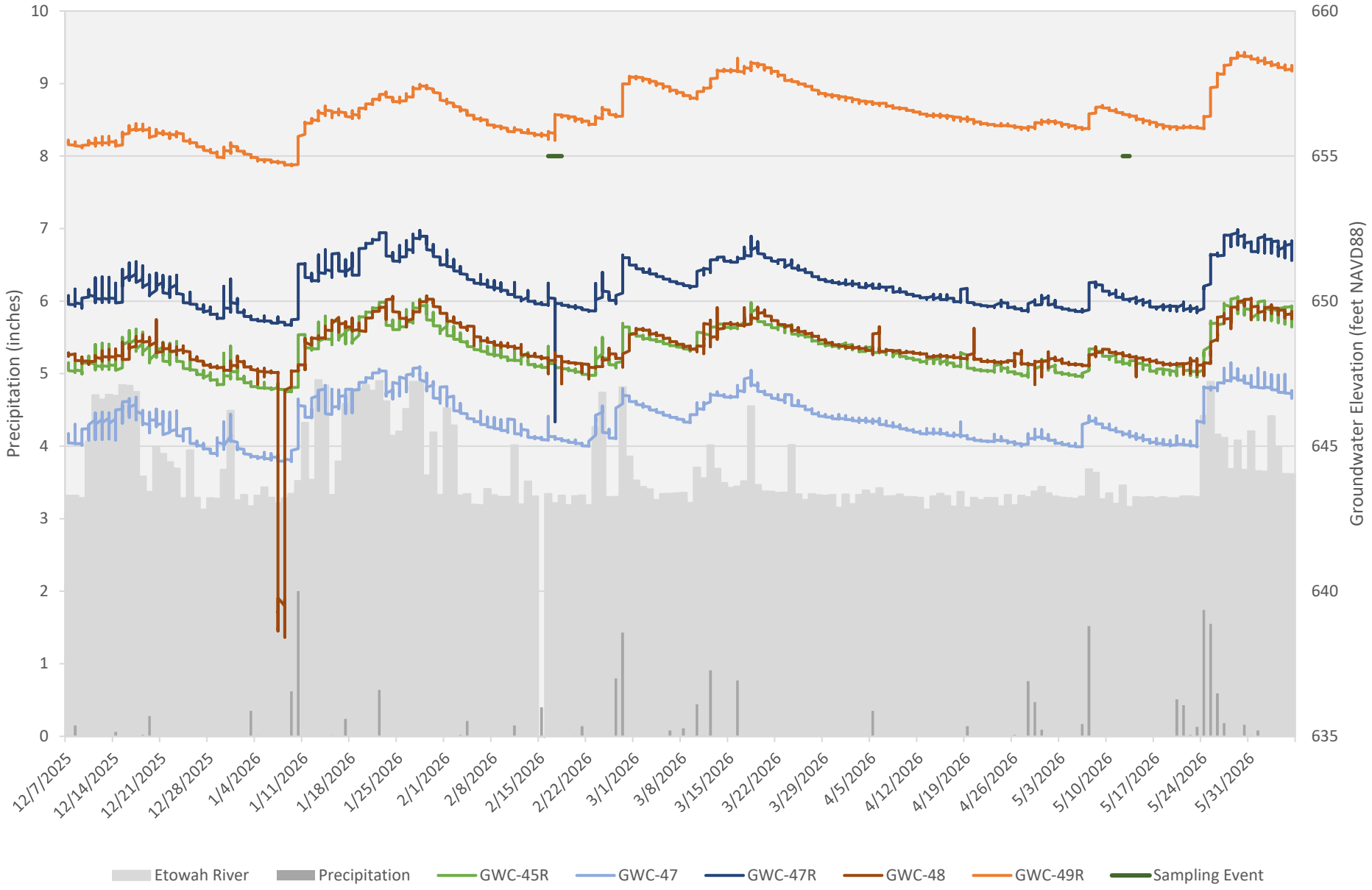

Table 1

Bowen Landfill Maintenance and Water Level Observation

Table 1
Bowen Landfill Maintenance and Water Level Observation
Appendix B: Memoranda on Hydrogeologic Monitoring Program
Georgia Power Company
Plant Bowen - Landfill Cell 1 - 10
Bartow County, GA

December 7, 2025 through June 6, 2026				
Cells	**Well ID**	**Most Recent Transducer Network Maintenance**	**Maintenance Information**	**Comments/Recommendations**
1 & 2	GWA-2R	1/21/2026	Battery replaced	--
	GWA-4R	1/21/2026	Battery replaced	--
	GWC-6RZ	--	--	--
	GWC-7Z	5/14/2026	Battery replaced	--
	GWC-10R	--	--	--
	GWC-11	--	--	--
	GWC-11R	1/21/2026	Battery replaced	--
		3/26/2026	Lost connection, gaps in readings	--
		3/28/2026	Connection restored, resume readings	--
		4/12/2026	Lost connection, gaps in readings	--
		4/13/2026	Connection restored, resume readings	--
	GWC-13	--	--	--
	GWC-13R	--	--	--
	GWC-15R	4/14/2026	Battery replaced	--
3 & 4	GWC-16R	12/16/2025	Lost connection	--
		12/18/2025	Connection resumed	--
		1/7/2026	Sporadic connection, gaps in readings	--
		3/1/2026	Sporadic readings stop, normal connection resumed	--
		4/28/2026	Sporadic connection, gaps in readings beginning 4/28	--
		5/13/2026	Battery replaced, sporadic connections and gaps in readings continue to 5/20, resume stable readings.	--
		5/27/2026	Sporadic connections resume, gaps in readings beginning 5/27.	--
		6/8/2026	Connection restored, nominal readings resume.	
	GWC-18	--	--	--
	GWC-19R	12/16/2025	Battery replaced	--
	GWC-22R	12/16/2025	Battery replaced	--
	GWC-24R	4/15/2026	Battery replaced	--
	GWC-25R	--	--	--
	GWA-36RA	--	--	--
5 & 6 & 7 & 8	GWC-27	2/16/2026	Battery replaced	--
	GWC-27R	3/17/2026	Battery replaced	--
	GWC-29	--	--	--
	GWC-29R	--	--	--
	GWC-31R	--	--	--
	GWA-33	2/13/2026	Lost connection	--
		2/18/2026	Connection resumed	--
	GWC-34	--	--	--
	GWC-34R	--	--	--
9 & 10	GWA-39RZ	--	--	--
	GWA-39Z	3/10/2026	Sporadic connection, gaps in readings	--
		3/11/2026	Lost connection	--
		3/17/2026	Battery replaced, connection resumed	--
		4/14/2026	Lost connection	--
		4/17/2026	Connection restored, resume readings	--
		4/19/2026	Connection lost briefly, connection restored and readings resumed	--
	GWA-41R	4/19/2026	Battery replaced	--
	GWA-43	--	--	--
	GWA-43R	1/21/2026	Battery replaced	--
	GWC-45R	--	--	--
	GWC-47	--	--	--
	GWC-47R	--	--	--
	GWC-48	4/13/2026	Battery replaced	--
	GWC-49R	--	--	--

Prepared by/Date: Megon Stepaniuk 6/16/2026
Checked by/Date: Andrew Stevens 6/22/2026

With every community, we redefine what's possible.

Stantec is a global leader in sustainable engineering, architecture, and environmental consulting. The diverse perspectives of our partners and interested parties drive us to think beyond what's previously been done on critical issues like climate change, digital transformation, and future-proofing our cities and infrastructure. We innovate at the intersection of community, creativity, and client relationships to advance communities everywhere, so that together we can redefine what's possible.

Stantec Consulting Services Inc.
10745 Westside Way, Suite 250
Alpharetta GA 30009-7640
Stantec.com

APPENDIX C
LABORATORY ANALYTICAL DATA AND FIELD SAMPLING REPORTS

Pace Analytical Services, LLC
9800 Kincey Ave. Suite 100
Huntersville, NC 28078
(704)875-9092

March 23, 2026

Kristen Jurinko
Southern Company
241 Ralph McGill Blvd
NE, Bin 10160
Atlanta, GA 30308

RE: Project: Bowen LF Cells 3&4
Pace Project No.: 92844150

Dear Kristen Jurinko:

Enclosed are the analytical results for sample(s) received by the laboratory between February 13, 2026 and February 20, 2026. The results relate only to the samples included in this report. Results reported herein conform to the applicable TNI/NELAC Standards and the laboratory's Quality Manual, where applicable, unless otherwise noted in the body of the report.

The test results provided in this final report were generated by each of the following laboratories within the Pace Network:

- Pace Analytical Services - Asheville
- Pace Analytical Services - West Columbia

If you have any questions concerning this report, please feel free to contact me.

Sincerely,

Bonnie Vang
bonnie.vang@pacelabs.com
704-977-0968
Project Manager

Enclosures

cc: Carole Lieu, Stantec
Laura Midkiff, Southern Co.
John Mocko, Stantec
Katie Ross, Stantec
Edgar Smith, Stantec
Kevin Stephenson, Southern Company
Andrew Stevens, Stantec

This report shall not be reproduced, except in full,
without the written consent of Pace Analytical Services, LLC.

Pace Analytical Services, LLC
9800 Kincey Ave. Suite 100
Huntersville, NC 28078
(704)875-9092

CERTIFICATIONS

Project: Bowen LF Cells 3&4
Pace Project No.: 92844150

Pace Analytical Services Asheville

2225 Riverside Drive, Asheville, NC 28804
Florida/NELAP Certification #: E87648
North Carolina Drinking Water Certification #: 37712
North Carolina Wastewater Certification #: 40
South Carolina Laboratory ID: 99030
South Carolina Certification #: 99030001
Virginia/VELAP Certification #: 460222

Pace Analytical Services West Columbia

106 Vantage Point Drive, West Columbia, SC 29172
Alaska Dept. of Energy Conservation, Cert# 20-002
California ELAP, cert# 3049
DoD, DoD QSM V5.4, cert# I.2224
DOE, DoD/DOE QSM V5.4, cert# I.2224.01
Florida, Dept. of Health, cert# E87653-70
Georgia, Env. Protection Division, cert# E87653
Illinois, EPA NELAP, cert# 2000552024-9
Kansas, Dept. of Health and Environment, cert# E-10417
Kentucky, Dept. for Env. Protection, UST, cert# 103582
Kentucky, Dept. for Env. Protection, cert# 98037
Louisiana, Dept. of Environmental Quality, cert# 5125
North Carolina, DEQ, Water Resources, cert# 329
New Jersey, Dept. of Env. Protection, cert# NLC 240005
Oklahoma, Dept. of Env. Quality, cert# 2023-175
Oregon, ELAP, cert# 4181-006
Pennsylvania, Dept. of Env. Protection, cert# 003
South Carolina, Dept. of Env. Services, cert# 32010001
Texas, Commission on Env. Quality, cert# TX-C24-00083
Virginia, Dept. of General Services, cert# 13080
Wisconsin, Dept. of Natural Resources, cert# 399136100

REPORT OF LABORATORY ANALYSIS

This report shall not be reproduced, except in full,
without the written consent of Pace Analytical Services, LLC.

Pace Analytical Services, LLC
9800 Kincey Ave. Suite 100
Huntersville, NC 28078
(704)875-9092

SAMPLE SUMMARY

Project: Bowen LF Cells 3&4
Pace Project No.: 92844150

Lab ID	Sample ID	Matrix	Date Collected	Date Received
92844150001	**BOW-GWC-36A**	Water	02/12/26 10:52	02/13/26 14:30
92844150002	**BOW-GWC-36RA**	Water	02/12/26 13:36	02/13/26 14:30
92844150003	**BOW-GWC-37**	Water	02/12/26 13:08	02/13/26 14:30
92844150004	**BOW-GWC-38**	Water	02/12/26 16:20	02/13/26 14:30
92844150005	**BOW-GWC-18**	Water	02/12/26 11:55	02/13/26 14:30
92844150006	**BOW-GWC-18R**	Water	02/12/26 13:05	02/13/26 14:30
92844150007	**BOW-GWC-19R**	Water	02/12/26 14:37	02/13/26 14:30
92844150008	**BOW-GWC-20R**	Water	02/12/26 15:49	02/13/26 14:30
92844150009	**BOW-GWC-24R**	Water	02/12/26 14:38	02/13/26 14:30
92844150010	**BOW-LF3-4-FD-05**	Water	02/12/26 00:00	02/13/26 14:30
92844150011	**BOW-LF3-4-FB-05**	Water	02/12/26 15:30	02/13/26 14:30
92844150012	**BOW-LF3-4-EB-05**	Water	02/12/26 15:40	02/13/26 14:30
92844150013	**BOW-GWC-16R**	Water	02/13/26 09:50	02/17/26 12:05
92844150014	**BOW-GWC-17R**	Water	02/13/26 10:40	02/17/26 12:05
92844150015	**BOW-GWC-22R**	Water	02/13/26 11:48	02/17/26 12:05
92844150016	**BOW-GWC-23R**	Water	02/13/26 09:56	02/17/26 12:05
92844150017	**BOW-GWC-25**	Water	02/16/26 11:02	02/17/26 12:05
92844150018	**BOW-GWC-25R**	Water	02/13/26 11:47	02/17/26 12:05
92844150019	**BOW-LF3-4-FD-06**	Water	02/16/26 00:00	02/17/26 12:05
92844150020	**BOW-LF3-4-FB-06**	Water	02/16/26 15:56	02/17/26 12:05
92844150021	**BOW-LF3-4-EB-06**	Water	02/16/26 16:00	02/17/26 12:05
92844150022	**BOW-GWC-21R**	Water	02/17/26 09:56	02/20/26 15:05

This report shall not be reproduced, except in full,
without the written consent of Pace Analytical Services, LLC.

Pace Analytical Services, LLC
9800 Kincey Ave. Suite 100
Huntersville, NC 28078
(704)875-9092

SAMPLE ANALYTE COUNT

Project: Bowen LF Cells 3&4
Pace Project No.: 92844150

Lab ID	Sample ID	Method	Analysts	Analytes Reported
92844150001	**BOW-GWC-36A**	SM 2320B-2021	SMS	3
		SM 2540C-2020	CMW1	1
		EPA 300.0 Rev 2.1 1993	JCM	3
		EPA 6020B	BW	22
		EPA 7470A	DH	1
92844150002	**BOW-GWC-36RA**	SM 2320B-2021	SMS	3
		SM 2540C-2020	CMW1	1
		EPA 300.0 Rev 2.1 1993	JCM	3
		EPA 6020B	BW	22
		EPA 7470A	DH	1
92844150003	**BOW-GWC-37**	SM 2320B-2021	SMS	3
		SM 2540C-2020	CMW1	1
		EPA 300.0 Rev 2.1 1993	JCM	3
		EPA 6020B	BW	22
		EPA 7470A	DH	1
92844150004	**BOW-GWC-38**	SM 2320B-2021	SMS	3
		SM 2540C-2020	CMW1	1
		EPA 300.0 Rev 2.1 1993	JCM	3
		EPA 6020B	BW	22
		EPA 7470A	DH	1
92844150005	**BOW-GWC-18**	SM 2320B-2021	SMS	3
		SM 2540C-2020	NSS	1
		EPA 300.0 Rev 2.1 1993	JCM	3
		EPA 6020B	BW	22
		EPA 7470A	DH	1
92844150006	**BOW-GWC-18R**	SM 2320B-2021	SMS	3
		SM 2540C-2020	CMW1	1
		EPA 300.0 Rev 2.1 1993	JCM	3
		EPA 6020B	BW	22
		EPA 7470A	DH	1
92844150007	**BOW-GWC-19R**	SM 2320B-2021	SMS	3
		SM 2540C-2020	CMW1	1
		EPA 300.0 Rev 2.1 1993	JCM	3
		EPA 6020B	BW	22
		EPA 7470A	DH	1
92844150008	**BOW-GWC-20R**	SM 2320B-2021	SMS	3
		SM 2540C-2020	CMW1	1

REPORT OF LABORATORY ANALYSIS

This report shall not be reproduced, except in full,
without the written consent of Pace Analytical Services, LLC.

Pace Analytical Services, LLC
9800 Kincey Ave. Suite 100
Huntersville, NC 28078
(704)875-9092

SAMPLE ANALYTE COUNT

Project: Bowen LF Cells 3&4
Pace Project No.: 92844150

Lab ID	Sample ID	Method	Analysts	Analytes Reported
		EPA 300.0 Rev 2.1 1993	JCM	3
		EPA 6020B	BW	22
		EPA 7470A	DH	1
92844150009	**BOW-GWC-24R**	SM 2320B-2021	SMS	3
		SM 2540C-2020	CMW1	1
		EPA 300.0 Rev 2.1 1993	JCM	3
		EPA 6020B	BW	22
		EPA 7470A	DH	1
92844150010	**BOW-LF3-4-FD-05**	SM 2540C-2020	CMW1	1
		EPA 300.0 Rev 2.1 1993	JCM	3
		EPA 6020B	BW	17
		EPA 7470A	DH	1
92844150011	**BOW-LF3-4-FB-05**	SM 2540C-2020	CMW1	1
		EPA 300.0 Rev 2.1 1993	JCM	3
		EPA 6020B	BW	17
		EPA 7470A	DH	1
92844150012	**BOW-LF3-4-EB-05**	SM 2540C-2020	CMW1	1
		EPA 300.0 Rev 2.1 1993	JCM	3
		EPA 6020B	BW	17
		EPA 7470A	DH	1
92844150013	**BOW-GWC-16R**	SM 2320B-2021	SMS	3
		SM 2540C-2020	ACE	1
		EPA 300.0 Rev 2.1 1993	CDC	3
		EPA 6020B	BW	22
		EPA 7470A	DH	1
92844150014	**BOW-GWC-17R**	SM 2320B-2021	SMS	3
		SM 2540C-2020	ACE	1
		EPA 300.0 Rev 2.1 1993	CDC	3
		EPA 6020B	BW	22
		EPA 7470A	DH	1
92844150015	**BOW-GWC-22R**	SM 2320B-2021	SMS	3
		SM 2540C-2020	ACE	1
		EPA 300.0 Rev 2.1 1993	CDC	3
		EPA 6020B	BW	22
		EPA 7470A	DH	1
92844150016	**BOW-GWC-23R**	SM 2320B-2021	SMS	3
		SM 2540C-2020	ACE	1

This report shall not be reproduced, except in full,
without the written consent of Pace Analytical Services, LLC.

Pace Analytical Services, LLC
9800 Kincey Ave. Suite 100
Huntersville, NC 28078
(704)875-9092

SAMPLE ANALYTE COUNT

Project: Bowen LF Cells 3&4
Pace Project No.: 92844150

Lab ID	Sample ID	Method	Analysts	Analytes Reported
		EPA 300.0 Rev 2.1 1993	CDC	3
		EPA 6020B	BW	22
		EPA 7470A	DH	1
92844150017	**BOW-GWC-25**	SM 2320B-2021	SMS	3
		SM 2540C-2020	ACE	1
		EPA 300.0 Rev 2.1 1993	CDC	3
		EPA 6020B	BW	22
		EPA 7470A	DH	1
92844150018	**BOW-GWC-25R**	SM 2320B-2021	SMS	3
		SM 2540C-2020	ACE	1
		EPA 300.0 Rev 2.1 1993	CDC	3
		EPA 6020B	BW	22
		EPA 7470A	DH	1
92844150019	**BOW-LF3-4-FD-06**	SM 2540C-2020	ACE	1
		EPA 300.0 Rev 2.1 1993	CDC	3
		EPA 6020B	BW	17
		EPA 7470A	DH	1
92844150020	**BOW-LF3-4-FB-06**	SM 2540C-2020	ACE	1
		EPA 300.0 Rev 2.1 1993	CDC	3
		EPA 6020B	BW	17
		EPA 7470A	DH	1
92844150021	**BOW-LF3-4-EB-06**	SM 2540C-2020	ACE	1
		EPA 300.0 Rev 2.1 1993	CDC	3
		EPA 6020B	BW	17
		EPA 7470A	DH	1
92844150022	**BOW-GWC-21R**	SM 2320B-2021	MDW	3
		SM 2540C-2020	NSS	1
		EPA 300.0 Rev 2.1 1993	JCM	3
		EPA 6020B	BW, LNV	22
		EPA 7470A	DH	1

PASI-A = Pace Analytical Services - Asheville
PASI-WC = Pace Analytical Services - West Columbia

REPORT OF LABORATORY ANALYSIS

This report shall not be reproduced, except in full,
without the written consent of Pace Analytical Services, LLC.

Pace Analytical Services, LLC
9800 Kincey Ave. Suite 100
Huntersville, NC 28078
(704)875-9092

SUMMARY OF DETECTION

Project: Bowen LF Cells 3&4
Pace Project No.: 92844150

Lab Sample ID / Method	Client Sample ID / Parameters	Result	Units	Report Limit	Analyzed	Qualifiers
92844150001	**BOW-GWC-36A**					
SM 2320B-2021	Alkalinity,Bicarbonate (CaCO3)	195	mg/L	5.0	02/24/26 12:57	
SM 2320B-2021	Alkalinity, Total as CaCO3	195	mg/L	5.0	02/24/26 12:57	
SM 2540C-2020	Total Dissolved Solids	224	mg/L	25.0	02/16/26 17:19	
EPA 300.0 Rev 2.1 1993	Chloride	2.9	mg/L	1.0	02/14/26 19:14	
EPA 300.0 Rev 2.1 1993	Sulfate	13.6	mg/L	1.0	02/14/26 19:14	
EPA 6020B	Barium	0.032	mg/L	0.0050	03/13/26 13:34	
EPA 6020B	Beryllium	0.00024J	mg/L	0.00040	03/13/26 13:34	CU
EPA 6020B	Boron	0.025J	mg/L	0.040	03/19/26 18:59	
EPA 6020B	Calcium	41.6	mg/L	0.40	03/13/26 13:34	
EPA 6020B	Chromium	0.00063J	mg/L	0.0050	03/13/26 13:34	
EPA 6020B	Iron	0.048	mg/L	0.040	03/13/26 13:34	
EPA 6020B	Magnesium	23.6	mg/L	0.050	03/13/26 13:34	
EPA 6020B	Manganese	0.0063	mg/L	0.0050	03/13/26 13:34	
EPA 6020B	Potassium	1.5	mg/L	0.40	03/13/26 13:34	
EPA 6020B	Selenium	0.00050J	mg/L	0.0050	03/13/26 13:34	
EPA 6020B	Sodium	2.0	mg/L	0.40	03/13/26 13:34	
EPA 6020B	Vanadium	0.0023J	mg/L	0.0050	03/13/26 13:34	
EPA 6020B	Zinc	0.0090J	mg/L	0.010	03/19/26 18:59	
92844150002	**BOW-GWC-36RA**					
SM 2320B-2021	Alkalinity,Bicarbonate (CaCO3)	196	mg/L	5.0	02/24/26 13:05	
SM 2320B-2021	Alkalinity, Total as CaCO3	196	mg/L	5.0	02/24/26 13:05	
SM 2540C-2020	Total Dissolved Solids	203	mg/L	25.0	02/16/26 17:19	
EPA 300.0 Rev 2.1 1993	Chloride	2.8	mg/L	1.0	02/14/26 19:30	
EPA 300.0 Rev 2.1 1993	Sulfate	7.8	mg/L	1.0	02/14/26 19:30	
EPA 6020B	Barium	0.034	mg/L	0.0050	03/13/26 13:39	
EPA 6020B	Boron	0.015J	mg/L	0.040	03/19/26 19:42	
EPA 6020B	Calcium	42.1	mg/L	0.40	03/13/26 13:39	
EPA 6020B	Chromium	0.00067J	mg/L	0.0050	03/13/26 13:39	
EPA 6020B	Iron	0.063	mg/L	0.040	03/13/26 13:39	
EPA 6020B	Magnesium	23.2	mg/L	0.050	03/13/26 13:39	
EPA 6020B	Manganese	0.0062	mg/L	0.0050	03/13/26 13:39	
EPA 6020B	Potassium	1.3	mg/L	0.40	03/13/26 13:39	
EPA 6020B	Sodium	2.0	mg/L	0.40	03/13/26 13:39	
EPA 6020B	Vanadium	0.0019J	mg/L	0.0050	03/13/26 13:39	
EPA 6020B	Zinc	0.0082J	mg/L	0.010	03/19/26 19:42	
92844150003	**BOW-GWC-37**					
SM 2320B-2021	Alkalinity,Bicarbonate (CaCO3)	5.4	mg/L	5.0	02/24/26 13:13	
SM 2320B-2021	Alkalinity, Total as CaCO3	5.4	mg/L	5.0	02/24/26 13:13	
SM 2540C-2020	Total Dissolved Solids	27.0	mg/L	25.0	02/16/26 17:19	
EPA 300.0 Rev 2.1 1993	Chloride	0.85J	mg/L	1.0	02/14/26 19:45	
EPA 6020B	Barium	0.0039J	mg/L	0.0050	03/13/26 13:43	
EPA 6020B	Boron	0.0074J	mg/L	0.040	03/19/26 19:51	
EPA 6020B	Calcium	0.69	mg/L	0.40	03/13/26 13:43	
EPA 6020B	Chromium	0.00026J	mg/L	0.0050	03/13/26 13:43	
EPA 6020B	Cobalt	0.00012J	mg/L	0.0050	03/13/26 13:43	
EPA 6020B	Copper	0.015	mg/L	0.0050	03/13/26 13:43	

REPORT OF LABORATORY ANALYSIS

This report shall not be reproduced, except in full,
without the written consent of Pace Analytical Services, LLC.

Pace Analytical Services, LLC
9800 Kincey Ave. Suite 100
Huntersville, NC 28078
(704)875-9092

SUMMARY OF DETECTION

Project: Bowen LF Cells 3&4
Pace Project No.: 92844150

Lab Sample ID / Method	Client Sample ID / Parameters	Result	Units	Report Limit	Analyzed	Qualifiers
92844150003	**BOW-GWC-37**					
EPA 6020B	Magnesium	0.30	mg/L	0.050	03/13/26 13:43	
EPA 6020B	Manganese	0.011	mg/L	0.0050	03/13/26 13:43	
EPA 6020B	Nickel	0.018	mg/L	0.0050	03/13/26 13:43	
EPA 6020B	Potassium	0.47	mg/L	0.40	03/13/26 13:43	
EPA 6020B	Sodium	2.9	mg/L	0.40	03/13/26 13:43	
EPA 6020B	Vanadium	0.0022J	mg/L	0.0050	03/13/26 13:43	
EPA 6020B	Zinc	0.0047J	mg/L	0.010	03/19/26 19:51	
92844150004	**BOW-GWC-38**					
SM 2540C-2020	Total Dissolved Solids	40.0	mg/L	25.0	02/16/26 17:19	
EPA 300.0 Rev 2.1 1993	Chloride	3.3	mg/L	1.0	02/14/26 20:00	
EPA 6020B	Barium	0.015	mg/L	0.0050	03/13/26 13:47	
EPA 6020B	Calcium	0.43	mg/L	0.40	03/13/26 13:47	
EPA 6020B	Chromium	0.00073J	mg/L	0.0050	03/13/26 13:47	
EPA 6020B	Cobalt	0.0016J	mg/L	0.0050	03/13/26 13:47	
EPA 6020B	Magnesium	0.55	mg/L	0.050	03/13/26 13:47	
EPA 6020B	Manganese	0.060	mg/L	0.0050	03/13/26 13:47	
EPA 6020B	Nickel	0.0012J	mg/L	0.0050	03/13/26 13:47	
EPA 6020B	Potassium	0.42	mg/L	0.40	03/13/26 13:47	
EPA 6020B	Sodium	2.7	mg/L	0.40	03/13/26 13:47	
EPA 6020B	Vanadium	0.0027J	mg/L	0.0050	03/13/26 13:47	
EPA 6020B	Zinc	0.0017J	mg/L	0.010	03/19/26 19:59	
92844150005	**BOW-GWC-18**					
SM 2320B-2021	Alkalinity,Bicarbonate (CaCO3)	93.0	mg/L	5.0	02/24/26 13:20	
SM 2320B-2021	Alkalinity, Total as CaCO3	93.0	mg/L	5.0	02/24/26 13:20	
SM 2540C-2020	Total Dissolved Solids	112	mg/L	25.0	02/19/26 02:31	
EPA 300.0 Rev 2.1 1993	Chloride	2.1	mg/L	1.0	02/14/26 20:16	
EPA 300.0 Rev 2.1 1993	Sulfate	1.8	mg/L	1.0	02/14/26 20:16	
EPA 6020B	Barium	0.014	mg/L	0.0050	03/13/26 14:00	
EPA 6020B	Calcium	19.4	mg/L	0.40	03/13/26 14:00	
EPA 6020B	Chromium	0.0015J	mg/L	0.0050	03/13/26 14:00	
EPA 6020B	Magnesium	11.2	mg/L	0.050	03/13/26 14:00	
EPA 6020B	Potassium	1.1	mg/L	0.40	03/13/26 14:00	
EPA 6020B	Sodium	1.7	mg/L	0.40	03/13/26 14:00	
EPA 6020B	Zinc	0.0015J	mg/L	0.010	03/19/26 20:08	
92844150006	**BOW-GWC-18R**					
SM 2320B-2021	Alkalinity,Bicarbonate (CaCO3)	152	mg/L	5.0	02/24/26 13:28	
SM 2320B-2021	Alkalinity, Total as CaCO3	152	mg/L	5.0	02/24/26 13:28	
SM 2540C-2020	Total Dissolved Solids	137	mg/L	25.0	02/16/26 17:05	
EPA 300.0 Rev 2.1 1993	Chloride	2.4	mg/L	1.0	02/14/26 20:31	
EPA 300.0 Rev 2.1 1993	Sulfate	2.2	mg/L	1.0	02/14/26 20:31	
EPA 6020B	Barium	0.015	mg/L	0.0050	03/13/26 14:04	
EPA 6020B	Calcium	30.3	mg/L	0.40	03/13/26 14:04	
EPA 6020B	Chromium	0.00071J	mg/L	0.0050	03/13/26 14:04	
EPA 6020B	Iron	0.026J	mg/L	0.040	03/13/26 14:04	
EPA 6020B	Magnesium	17.8	mg/L	0.050	03/13/26 14:04	
EPA 6020B	Potassium	0.73	mg/L	0.40	03/13/26 14:04	

REPORT OF LABORATORY ANALYSIS

This report shall not be reproduced, except in full,
without the written consent of Pace Analytical Services, LLC.

Pace Analytical Services, LLC
9800 Kincey Ave. Suite 100
Huntersville, NC 28078
(704)875-9092

SUMMARY OF DETECTION

Project: Bowen LF Cells 3&4
Pace Project No.: 92844150

Lab Sample ID / Method	Client Sample ID / Parameters	Result	Units	Report Limit	Analyzed	Qualifiers
92844150006	**BOW-GWC-18R**					
EPA 6020B	Sodium	1.6	mg/L	0.40	03/13/26 14:04	
92844150007	**BOW-GWC-19R**					
SM 2320B-2021	Alkalinity,Bicarbonate (CaCO3)	149	mg/L	5.0	02/24/26 13:43	
SM 2320B-2021	Alkalinity, Total as CaCO3	149	mg/L	5.0	02/24/26 13:43	
SM 2540C-2020	Total Dissolved Solids	148	mg/L	25.0	02/16/26 17:05	
EPA 300.0 Rev 2.1 1993	Chloride	2.5	mg/L	1.0	02/14/26 20:47	
EPA 300.0 Rev 2.1 1993	Sulfate	2.9	mg/L	1.0	02/14/26 20:47	
EPA 6020B	Barium	0.016	mg/L	0.0050	03/13/26 14:09	
EPA 6020B	Calcium	30.4	mg/L	0.40	03/13/26 14:09	
EPA 6020B	Chromium	0.00069J	mg/L	0.0050	03/13/26 14:09	
EPA 6020B	Iron	0.058	mg/L	0.040	03/13/26 14:09	
EPA 6020B	Magnesium	18.2	mg/L	0.050	03/13/26 14:09	
EPA 6020B	Manganese	0.0036J	mg/L	0.0050	03/13/26 14:09	
EPA 6020B	Potassium	0.78	mg/L	0.40	03/13/26 14:09	
EPA 6020B	Sodium	1.5	mg/L	0.40	03/13/26 14:09	
92844150008	**BOW-GWC-20R**					
SM 2320B-2021	Alkalinity,Bicarbonate (CaCO3)	232	mg/L	5.0	02/24/26 13:51	
SM 2320B-2021	Alkalinity, Total as CaCO3	232	mg/L	5.0	02/24/26 13:51	
SM 2540C-2020	Total Dissolved Solids	213	mg/L	25.0	02/16/26 17:05	
EPA 300.0 Rev 2.1 1993	Chloride	1.5	mg/L	1.0	02/14/26 22:04	
EPA 300.0 Rev 2.1 1993	Sulfate	1.3	mg/L	1.0	02/14/26 22:04	
EPA 6020B	Barium	0.041	mg/L	0.0050	03/13/26 14:13	
EPA 6020B	Calcium	46.9	mg/L	0.40	03/13/26 14:13	
EPA 6020B	Chromium	0.00081J	mg/L	0.0050	03/13/26 14:13	
EPA 6020B	Iron	0.042	mg/L	0.040	03/13/26 14:13	
EPA 6020B	Magnesium	27.2	mg/L	0.050	03/13/26 14:13	
EPA 6020B	Potassium	0.95	mg/L	0.40	03/13/26 14:13	
EPA 6020B	Sodium	2.9	mg/L	0.40	03/13/26 14:13	
EPA 6020B	Vanadium	0.0012J	mg/L	0.0050	03/13/26 14:13	
92844150009	**BOW-GWC-24R**					
SM 2320B-2021	Alkalinity,Bicarbonate (CaCO3)	155	mg/L	5.0	02/24/26 13:59	
SM 2320B-2021	Alkalinity, Total as CaCO3	155	mg/L	5.0	02/24/26 13:59	
SM 2540C-2020	Total Dissolved Solids	149	mg/L	25.0	02/16/26 17:06	
EPA 300.0 Rev 2.1 1993	Chloride	2.3	mg/L	1.0	02/14/26 22:50	
EPA 300.0 Rev 2.1 1993	Sulfate	2.4	mg/L	1.0	02/14/26 22:50	
EPA 6020B	Barium	0.019	mg/L	0.0050	03/13/26 14:17	
EPA 6020B	Calcium	31.7	mg/L	0.40	03/13/26 14:17	
EPA 6020B	Chromium	0.00044J	mg/L	0.0050	03/13/26 14:17	
EPA 6020B	Iron	0.13	mg/L	0.040	03/13/26 14:17	
EPA 6020B	Magnesium	18.3	mg/L	0.050	03/13/26 14:17	
EPA 6020B	Manganese	0.0088	mg/L	0.0050	03/13/26 14:17	
EPA 6020B	Potassium	0.80	mg/L	0.40	03/13/26 14:17	
EPA 6020B	Sodium	1.4	mg/L	0.40	03/13/26 14:17	
EPA 6020B	Vanadium	0.0018J	mg/L	0.0050	03/13/26 14:17	

REPORT OF LABORATORY ANALYSIS

This report shall not be reproduced, except in full,
without the written consent of Pace Analytical Services, LLC.

Pace Analytical Services, LLC
9800 Kincey Ave. Suite 100
Huntersville, NC 28078
(704)875-9092

SUMMARY OF DETECTION

Project: Bowen LF Cells 3&4
Pace Project No.: 92844150

Lab Sample ID / Method	Client Sample ID / Parameters	Result	Units	Report Limit	Analyzed	Qualifiers
92844150010	**BOW-LF3-4-FD-05**					
SM 2540C-2020	Total Dissolved Solids	200	mg/L	25.0	02/16/26 17:06	
EPA 300.0 Rev 2.1 1993	Chloride	2.9	mg/L	1.0	02/14/26 23:05	
EPA 300.0 Rev 2.1 1993	Sulfate	13.8	mg/L	1.0	02/14/26 23:05	
EPA 6020B	Barium	0.030	mg/L	0.0050	03/13/26 14:22	
EPA 6020B	Boron	0.015J	mg/L	0.040	03/19/26 20:51	
EPA 6020B	Calcium	43.3	mg/L	0.40	03/13/26 14:22	
EPA 6020B	Chromium	0.00053J	mg/L	0.0050	03/13/26 14:22	
EPA 6020B	Vanadium	0.0013J	mg/L	0.0050	03/13/26 14:22	
EPA 6020B	Zinc	0.0082J	mg/L	0.010	03/19/26 20:51	
92844150013	**BOW-GWC-16R**					
SM 2320B-2021	Alkalinity,Bicarbonate (CaCO3)	361	mg/L	5.0	02/24/26 14:15	
SM 2320B-2021	Alkalinity, Total as CaCO3	361	mg/L	5.0	02/24/26 14:15	
SM 2540C-2020	Total Dissolved Solids	333	mg/L	25.0	02/19/26 09:39	
EPA 300.0 Rev 2.1 1993	Chloride	1.5	mg/L	1.0	02/18/26 04:45	
EPA 300.0 Rev 2.1 1993	Sulfate	8.7	mg/L	1.0	02/18/26 04:45	
EPA 6020B	Antimony	0.0092	mg/L	0.0020	03/12/26 14:28	
EPA 6020B	Barium	0.035	mg/L	0.0050	03/12/26 14:28	
EPA 6020B	Boron	0.011J	mg/L	0.040	03/19/26 14:32	
EPA 6020B	Calcium	84.7	mg/L	2.0	03/12/26 14:32	
EPA 6020B	Chromium	0.00040J	mg/L	0.0050	03/12/26 14:28	
EPA 6020B	Cobalt	0.00048J	mg/L	0.0050	03/12/26 14:28	
EPA 6020B	Copper	0.0012J	mg/L	0.0050	03/12/26 14:28	
EPA 6020B	Iron	0.060	mg/L	0.040	03/12/26 14:28	
EPA 6020B	Magnesium	33.3	mg/L	0.050	03/12/26 14:28	
EPA 6020B	Manganese	0.023	mg/L	0.0050	03/12/26 14:28	
EPA 6020B	Nickel	0.0090	mg/L	0.0050	03/12/26 14:28	
EPA 6020B	Potassium	1.7	mg/L	0.40	03/12/26 14:28	
EPA 6020B	Sodium	5.4	mg/L	0.40	03/12/26 14:28	
EPA 6020B	Thallium	0.00017J	mg/L	0.00050	03/12/26 14:28	
EPA 6020B	Zinc	0.036	mg/L	0.010	03/12/26 14:28	
EPA 7470A	Mercury	0.00012J	mg/L	0.00020	02/21/26 17:59	
92844150014	**BOW-GWC-17R**					
SM 2320B-2021	Alkalinity,Bicarbonate (CaCO3)	307	mg/L	5.0	02/24/26 14:23	
SM 2320B-2021	Alkalinity, Total as CaCO3	307	mg/L	5.0	02/24/26 14:23	
SM 2540C-2020	Total Dissolved Solids	293	mg/L	25.0	02/19/26 09:40	
EPA 300.0 Rev 2.1 1993	Chloride	4.6	mg/L	1.0	02/18/26 05:32	
EPA 300.0 Rev 2.1 1993	Sulfate	8.2	mg/L	1.0	02/18/26 05:32	
EPA 6020B	Barium	0.018	mg/L	0.0050	03/12/26 14:36	
EPA 6020B	Boron	0.0081J	mg/L	0.040	03/19/26 14:40	
EPA 6020B	Calcium	69.5	mg/L	2.0	03/12/26 14:41	
EPA 6020B	Chromium	0.00053J	mg/L	0.0050	03/12/26 14:36	
EPA 6020B	Iron	0.054	mg/L	0.040	03/12/26 14:36	
EPA 6020B	Magnesium	31.2	mg/L	0.050	03/12/26 14:36	
EPA 6020B	Potassium	0.73	mg/L	0.40	03/12/26 14:36	
EPA 6020B	Sodium	3.0	mg/L	0.40	03/12/26 14:36	
EPA 6020B	Zinc	0.0018J	mg/L	0.010	03/12/26 14:36	

REPORT OF LABORATORY ANALYSIS

This report shall not be reproduced, except in full,
without the written consent of Pace Analytical Services, LLC.

Pace Analytical Services, LLC
9800 Kincey Ave. Suite 100
Huntersville, NC 28078
(704)875-9092

SUMMARY OF DETECTION

Project: Bowen LF Cells 3&4
Pace Project No.: 92844150

Lab Sample ID / Method	Client Sample ID / Parameters	Result	Units	Report Limit	Analyzed	Qualifiers
92844150014	**BOW-GWC-17R**					
EPA 7470A	Mercury	0.00010J	mg/L	0.00020	02/21/26 18:01	
92844150015	**BOW-GWC-22R**					
SM 2320B-2021	Alkalinity,Bicarbonate (CaCO3)	168	mg/L	5.0	02/24/26 17:21	
SM 2320B-2021	Alkalinity, Total as CaCO3	168	mg/L	5.0	02/24/26 17:21	
SM 2540C-2020	Total Dissolved Solids	162	mg/L	25.0	02/19/26 09:40	
EPA 300.0 Rev 2.1 1993	Chloride	2.6	mg/L	1.0	02/18/26 05:47	
EPA 300.0 Rev 2.1 1993	Sulfate	1.7	mg/L	1.0	02/18/26 05:47	
EPA 6020B	Antimony	0.0027	mg/L	0.0020	03/12/26 14:45	
EPA 6020B	Arsenic	0.0017J	mg/L	0.0020	03/12/26 14:45	
EPA 6020B	Barium	0.031	mg/L	0.0050	03/12/26 14:45	
EPA 6020B	Boron	0.0082J	mg/L	0.040	03/19/26 14:49	
EPA 6020B	Calcium	35.3	mg/L	0.40	03/12/26 14:45	
EPA 6020B	Chromium	0.00030J	mg/L	0.0050	03/12/26 14:45	
EPA 6020B	Cobalt	0.00027J	mg/L	0.0050	03/12/26 14:45	
EPA 6020B	Copper	0.0024J	mg/L	0.0050	03/12/26 14:45	
EPA 6020B	Iron	0.53	mg/L	0.040	03/12/26 14:45	
EPA 6020B	Magnesium	17.2	mg/L	0.050	03/12/26 14:45	
EPA 6020B	Manganese	0.058	mg/L	0.0050	03/12/26 14:45	
EPA 6020B	Potassium	1.7	mg/L	0.40	03/12/26 14:45	
EPA 6020B	Sodium	1.8	mg/L	0.40	03/12/26 14:45	
EPA 6020B	Vanadium	0.0012J	mg/L	0.0050	03/12/26 14:45	
EPA 6020B	Zinc	0.013	mg/L	0.010	03/12/26 14:45	
92844150016	**BOW-GWC-23R**					
SM 2320B-2021	Alkalinity,Bicarbonate (CaCO3)	334	mg/L	5.0	02/24/26 17:28	
SM 2320B-2021	Alkalinity, Total as CaCO3	334	mg/L	5.0	02/24/26 17:28	
SM 2540C-2020	Total Dissolved Solids	382	mg/L	25.0	02/19/26 09:40	
EPA 300.0 Rev 2.1 1993	Chloride	1.4	mg/L	1.0	02/18/26 06:33	
EPA 300.0 Rev 2.1 1993	Sulfate	54.5	mg/L	1.0	02/18/26 06:33	
EPA 6020B	Barium	0.022	mg/L	0.0050	03/12/26 14:54	
EPA 6020B	Calcium	77.1	mg/L	2.0	03/12/26 14:58	
EPA 6020B	Chromium	0.00046J	mg/L	0.0050	03/12/26 14:54	
EPA 6020B	Iron	0.066	mg/L	0.040	03/12/26 14:54	
EPA 6020B	Magnesium	33.0	mg/L	0.050	03/12/26 14:54	
EPA 6020B	Potassium	1.0	mg/L	0.40	03/12/26 14:54	
EPA 6020B	Sodium	32.5	mg/L	0.40	03/12/26 14:54	
EPA 6020B	Thallium	0.00018J	mg/L	0.00050	03/12/26 14:54	
EPA 6020B	Zinc	0.0019J	mg/L	0.010	03/12/26 14:54	
EPA 7470A	Mercury	0.00018J	mg/L	0.00020	02/21/26 18:06	
92844150017	**BOW-GWC-25**					
SM 2320B-2021	Alkalinity,Bicarbonate (CaCO3)	214	mg/L	5.0	02/24/26 19:49	
SM 2320B-2021	Alkalinity, Total as CaCO3	214	mg/L	5.0	02/24/26 19:49	
SM 2540C-2020	Total Dissolved Solids	238	mg/L	25.0	02/19/26 09:42	
EPA 300.0 Rev 2.1 1993	Chloride	12.2	mg/L	1.0	02/18/26 06:49	
EPA 300.0 Rev 2.1 1993	Sulfate	10.9	mg/L	1.0	02/18/26 06:49	
EPA 6020B	Barium	0.027	mg/L	0.0050	03/12/26 15:02	
EPA 6020B	Calcium	45.6	mg/L	0.40	03/12/26 15:02	

REPORT OF LABORATORY ANALYSIS

This report shall not be reproduced, except in full,
without the written consent of Pace Analytical Services, LLC.

Pace Analytical Services, LLC
9800 Kincey Ave. Suite 100
Huntersville, NC 28078
(704)875-9092

SUMMARY OF DETECTION

Project: Bowen LF Cells 3&4
Pace Project No.: 92844150

Lab Sample ID / Method	Client Sample ID / Parameters	Result	Units	Report Limit	Analyzed	Qualifiers
92844150017	**BOW-GWC-25**					
EPA 6020B	Chromium	0.00084J	mg/L	0.0050	03/12/26 15:02	
EPA 6020B	Iron	0.039J	mg/L	0.040	03/12/26 15:02	
EPA 6020B	Magnesium	25.6	mg/L	0.050	03/12/26 15:02	
EPA 6020B	Manganese	0.0023J	mg/L	0.0050	03/12/26 15:02	
EPA 6020B	Potassium	1.6	mg/L	0.40	03/12/26 15:02	
EPA 6020B	Sodium	10	mg/L	0.40	03/12/26 15:02	
EPA 6020B	Zinc	0.0022J	mg/L	0.010	03/12/26 15:02	
92844150018	**BOW-GWC-25R**					
SM 2320B-2021	Alkalinity,Bicarbonate (CaCO3)	163	mg/L	5.0	02/24/26 17:37	
SM 2320B-2021	Alkalinity, Total as CaCO3	163	mg/L	5.0	02/24/26 17:37	
SM 2540C-2020	Total Dissolved Solids	151	mg/L	25.0	02/19/26 09:40	
EPA 300.0 Rev 2.1 1993	Chloride	2.3	mg/L	1.0	02/18/26 07:04	
EPA 300.0 Rev 2.1 1993	Sulfate	2.1	mg/L	1.0	02/18/26 07:04	
EPA 6020B	Barium	0.015	mg/L	0.0050	03/12/26 15:07	
EPA 6020B	Calcium	34.4	mg/L	0.40	03/12/26 15:07	
EPA 6020B	Chromium	0.00086J	mg/L	0.0050	03/12/26 15:07	
EPA 6020B	Iron	0.025J	mg/L	0.040	03/12/26 15:07	
EPA 6020B	Magnesium	17.0	mg/L	0.050	03/12/26 15:07	
EPA 6020B	Potassium	0.69	mg/L	0.40	03/12/26 15:07	
EPA 6020B	Sodium	1.3	mg/L	0.40	03/12/26 15:07	
92844150019	**BOW-LF3-4-FD-06**					
SM 2540C-2020	Total Dissolved Solids	245	mg/L	25.0	02/19/26 09:42	
EPA 300.0 Rev 2.1 1993	Chloride	12.3	mg/L	1.0	02/18/26 07:20	
EPA 300.0 Rev 2.1 1993	Sulfate	11.0	mg/L	1.0	02/18/26 07:20	
EPA 6020B	Barium	0.027	mg/L	0.0050	03/12/26 15:24	
EPA 6020B	Calcium	45.4	mg/L	0.40	03/12/26 15:24	
EPA 6020B	Chromium	0.00073J	mg/L	0.0050	03/12/26 15:24	
92844150021	**BOW-LF3-4-EB-06**					
EPA 6020B	Chromium	0.00031J	mg/L	0.0050	03/12/26 15:32	
EPA 6020B	Zinc	0.0019J	mg/L	0.010	03/12/26 15:32	
EPA 7470A	Mercury	0.000099J	mg/L	0.00020	02/21/26 18:24	
92844150022	**BOW-GWC-21R**					
SM 2320B-2021	Alkalinity,Bicarbonate (CaCO3)	314	mg/L	5.0	03/03/26 17:16	
SM 2320B-2021	Alkalinity, Total as CaCO3	314	mg/L	5.0	03/03/26 17:16	
SM 2540C-2020	Total Dissolved Solids	290	mg/L	25.0	02/24/26 02:56	
EPA 300.0 Rev 2.1 1993	Chloride	3.3	mg/L	1.0	02/24/26 13:13	
EPA 300.0 Rev 2.1 1993	Sulfate	4.6	mg/L	1.0	02/24/26 13:13	
EPA 6020B	Antimony	0.00045J	mg/L	0.0020	03/06/26 09:35	
EPA 6020B	Arsenic	0.00088J	mg/L	0.0020	03/06/26 09:35	
EPA 6020B	Barium	0.024	mg/L	0.0050	03/06/26 09:35	
EPA 6020B	Calcium	68.6	mg/L	2.0	03/10/26 12:03	
EPA 6020B	Chromium	0.0021J	mg/L	0.0050	03/06/26 09:35	
EPA 6020B	Copper	0.00080J	mg/L	0.0050	03/06/26 09:35	
EPA 6020B	Iron	0.092	mg/L	0.040	03/06/26 09:35	
EPA 6020B	Magnesium	37.3	mg/L	0.25	03/10/26 12:03	

REPORT OF LABORATORY ANALYSIS

This report shall not be reproduced, except in full,
without the written consent of Pace Analytical Services, LLC.

Pace Analytical Services, LLC
9800 Kincey Ave. Suite 100
Huntersville, NC 28078
(704)875-9092

SUMMARY OF DETECTION

Project: Bowen LF Cells 3&4
Pace Project No.: 92844150

Lab Sample ID / Method	Client Sample ID / Parameters	Result	Units	Report Limit	Analyzed	Qualifiers
92844150022	**BOW-GWC-21R**					
EPA 6020B	Nickel	0.0011J	mg/L	0.0050	03/06/26 09:35	
EPA 6020B	Potassium	1.0	mg/L	0.40	03/06/26 09:35	
EPA 6020B	Sodium	1.5	mg/L	0.40	03/06/26 09:35	
EPA 6020B	Thallium	0.00022J	mg/L	0.00050	03/06/26 09:35	
EPA 6020B	Zinc	0.0037J	mg/L	0.010	03/06/26 09:35	

This report shall not be reproduced, except in full,
without the written consent of Pace Analytical Services, LLC.

Pace Analytical Services, LLC
9800 Kincey Ave. Suite 100
Huntersville, NC 28078
(704)875-9092

ANALYTICAL RESULTS

Project: Bowen LF Cells 3&4
Pace Project No.: 92844150

Sample: BOW-GWC-36A **Lab ID: 92844150001** Collected: 02/12/26 10:52 Received: 02/13/26 14:30 Matrix: Water

Parameters	Results	Units	Report Limit	MDL	DF	Prepared	Analyzed	CAS No.	Qual
2320B Alkalinity	Analytical Method: SM 2320B-2021 Pace Analytical Services - Asheville								
Alkalinity,Bicarbonate (CaCO3)	**195**	mg/L	5.0	5.0	1		02/24/26 12:57		
Alkalinity,Carbonate (CaCO3)	ND	mg/L	5.0	5.0	1		02/24/26 12:57		
Alkalinity, Total as CaCO3	**195**	mg/L	5.0	5.0	1		02/24/26 12:57		
2540C Total Dissolved Solids	Analytical Method: SM 2540C-2020 Pace Analytical Services - Asheville								
Total Dissolved Solids	**224**	mg/L	25.0	25.0	1		02/16/26 17:19		
300.0 IC Anions 28 Days	Analytical Method: EPA 300.0 Rev 2.1 1993 Pace Analytical Services - Asheville								
Chloride	**2.9**	mg/L	1.0	0.60	1		02/14/26 19:14	16887-00-6	
Fluoride	ND	mg/L	0.10	0.050	1		02/14/26 19:14	16984-48-8	
Sulfate	**13.6**	mg/L	1.0	0.50	1		02/14/26 19:14	14808-79-8	
WC 6020B MET ICPMS	Analytical Method: EPA 6020B Preparation Method: EPA 3005A Pace Analytical Services - West Columbia								
Antimony	ND	mg/L	0.0020	0.00043	1	02/19/26 11:22	03/13/26 13:34	7440-36-0	
Arsenic	ND	mg/L	0.0020	0.00041	1	02/19/26 11:22	03/13/26 13:34	7440-38-2	
Barium	**0.032**	mg/L	0.0050	0.00056	1	02/19/26 11:22	03/13/26 13:34	7440-39-3	
Beryllium	**0.00024J**	mg/L	0.00040	0.00015	1	02/19/26 11:22	03/13/26 13:34	7440-41-7	CU
Boron	**0.025J**	mg/L	0.040	0.0073	1	02/19/26 11:22	03/19/26 18:59	7440-42-8	
Cadmium	ND	mg/L	0.00050	0.00010	1	02/19/26 11:22	03/13/26 13:34	7440-43-9	
Calcium	**41.6**	mg/L	0.40	0.10	1	02/19/26 11:22	03/13/26 13:34	7440-70-2	
Chromium	**0.00063J**	mg/L	0.0050	0.00024	1	02/19/26 11:22	03/13/26 13:34	7440-47-3	
Cobalt	ND	mg/L	0.0050	0.00012	1	02/19/26 11:22	03/13/26 13:34	7440-48-4	
Copper	ND	mg/L	0.0050	0.00069	1	02/19/26 11:22	03/13/26 13:34	7440-50-8	
Iron	**0.048**	mg/L	0.040	0.016	1	02/19/26 11:22	03/13/26 13:34	7439-89-6	
Lead	ND	mg/L	0.0010	0.00027	1	02/19/26 11:22	03/13/26 13:34	7439-92-1	
Magnesium	**23.6**	mg/L	0.050	0.024	1	02/19/26 11:22	03/13/26 13:34	7439-95-4	
Manganese	**0.0063**	mg/L	0.0050	0.0013	1	02/19/26 11:22	03/13/26 13:34	7439-96-5	
Nickel	ND	mg/L	0.0050	0.00092	1	02/19/26 11:22	03/13/26 13:34	7440-02-0	
Potassium	**1.5**	mg/L	0.40	0.13	1	02/19/26 11:22	03/13/26 13:34	7440-09-7	
Selenium	**0.00050J**	mg/L	0.0050	0.00050	1	02/19/26 11:22	03/13/26 13:34	7782-49-2	
Silver	ND	mg/L	0.0010	0.00021	1	02/19/26 11:22	03/13/26 13:34	7440-22-4	
Sodium	**2.0**	mg/L	0.40	0.083	1	02/19/26 11:22	03/13/26 13:34	7440-23-5	
Thallium	ND	mg/L	0.00050	0.00017	1	02/19/26 11:22	03/13/26 13:34	7440-28-0	
Vanadium	**0.0023J**	mg/L	0.0050	0.0011	1	02/19/26 11:22	03/13/26 13:34	7440-62-2	
Zinc	**0.0090J**	mg/L	0.010	0.0014	1	02/19/26 11:22	03/19/26 18:59	7440-66-6	
WCOL 7470 Mercury	Analytical Method: EPA 7470A Preparation Method: EPA 7470A Pace Analytical Services - West Columbia								
Mercury	ND	mg/L	0.00020	0.000091	1	02/18/26 15:59	02/21/26 17:05	7439-97-6	

REPORT OF LABORATORY ANALYSIS

This report shall not be reproduced, except in full,
without the written consent of Pace Analytical Services, LLC.

Pace Analytical Services, LLC
9800 Kincey Ave. Suite 100
Huntersville, NC 28078
(704)875-9092

ANALYTICAL RESULTS

Project: Bowen LF Cells 3&4
Pace Project No.: 92844150

Sample: BOW-GWC-36RA **Lab ID: 92844150002** Collected: 02/12/26 13:36 Received: 02/13/26 14:30 Matrix: Water

Parameters	Results	Units	Report Limit	MDL	DF	Prepared	Analyzed	CAS No.	Qual
2320B Alkalinity	Analytical Method: SM 2320B-2021 Pace Analytical Services - Asheville								
Alkalinity,Bicarbonate (CaCO3)	**196**	mg/L	5.0	5.0	1		02/24/26 13:05		
Alkalinity,Carbonate (CaCO3)	ND	mg/L	5.0	5.0	1		02/24/26 13:05		
Alkalinity, Total as CaCO3	**196**	mg/L	5.0	5.0	1		02/24/26 13:05		
2540C Total Dissolved Solids	Analytical Method: SM 2540C-2020 Pace Analytical Services - Asheville								
Total Dissolved Solids	**203**	mg/L	25.0	25.0	1		02/16/26 17:19		
300.0 IC Anions 28 Days	Analytical Method: EPA 300.0 Rev 2.1 1993 Pace Analytical Services - Asheville								
Chloride	**2.8**	mg/L	1.0	0.60	1		02/14/26 19:30	16887-00-6	
Fluoride	ND	mg/L	0.10	0.050	1		02/14/26 19:30	16984-48-8	
Sulfate	**7.8**	mg/L	1.0	0.50	1		02/14/26 19:30	14808-79-8	
WC 6020B MET ICPMS	Analytical Method: EPA 6020B Preparation Method: EPA 3005A Pace Analytical Services - West Columbia								
Antimony	ND	mg/L	0.0020	0.00043	1	02/19/26 11:22	03/13/26 13:39	7440-36-0	
Arsenic	ND	mg/L	0.0020	0.00041	1	02/19/26 11:22	03/13/26 13:39	7440-38-2	
Barium	**0.034**	mg/L	0.0050	0.00056	1	02/19/26 11:22	03/13/26 13:39	7440-39-3	
Beryllium	ND	mg/L	0.00040	0.00015	1	02/19/26 11:22	03/13/26 13:39	7440-41-7	CU
Boron	**0.015J**	mg/L	0.040	0.0073	1	02/19/26 11:22	03/19/26 19:42	7440-42-8	
Cadmium	ND	mg/L	0.00050	0.00010	1	02/19/26 11:22	03/13/26 13:39	7440-43-9	
Calcium	**42.1**	mg/L	0.40	0.10	1	02/19/26 11:22	03/13/26 13:39	7440-70-2	
Chromium	**0.00067J**	mg/L	0.0050	0.00024	1	02/19/26 11:22	03/13/26 13:39	7440-47-3	
Cobalt	ND	mg/L	0.0050	0.00012	1	02/19/26 11:22	03/13/26 13:39	7440-48-4	
Copper	ND	mg/L	0.0050	0.00069	1	02/19/26 11:22	03/13/26 13:39	7440-50-8	
Iron	**0.063**	mg/L	0.040	0.016	1	02/19/26 11:22	03/13/26 13:39	7439-89-6	
Lead	ND	mg/L	0.0010	0.00027	1	02/19/26 11:22	03/13/26 13:39	7439-92-1	
Magnesium	**23.2**	mg/L	0.050	0.024	1	02/19/26 11:22	03/13/26 13:39	7439-95-4	
Manganese	**0.0062**	mg/L	0.0050	0.0013	1	02/19/26 11:22	03/13/26 13:39	7439-96-5	
Nickel	ND	mg/L	0.0050	0.00092	1	02/19/26 11:22	03/13/26 13:39	7440-02-0	
Potassium	**1.3**	mg/L	0.40	0.13	1	02/19/26 11:22	03/13/26 13:39	7440-09-7	
Selenium	ND	mg/L	0.0050	0.00050	1	02/19/26 11:22	03/13/26 13:39	7782-49-2	
Silver	ND	mg/L	0.0010	0.00021	1	02/19/26 11:22	03/13/26 13:39	7440-22-4	
Sodium	**2.0**	mg/L	0.40	0.083	1	02/19/26 11:22	03/13/26 13:39	7440-23-5	
Thallium	ND	mg/L	0.00050	0.00017	1	02/19/26 11:22	03/13/26 13:39	7440-28-0	
Vanadium	**0.0019J**	mg/L	0.0050	0.0011	1	02/19/26 11:22	03/13/26 13:39	7440-62-2	
Zinc	**0.0082J**	mg/L	0.010	0.0014	1	02/19/26 11:22	03/19/26 19:42	7440-66-6	
WCOL 7470 Mercury	Analytical Method: EPA 7470A Preparation Method: EPA 7470A Pace Analytical Services - West Columbia								
Mercury	ND	mg/L	0.00020	0.000091	1	02/18/26 15:59	02/21/26 17:18	7439-97-6	

REPORT OF LABORATORY ANALYSIS

This report shall not be reproduced, except in full,
without the written consent of Pace Analytical Services, LLC.

Pace Analytical Services, LLC
9800 Kincey Ave. Suite 100
Huntersville, NC 28078
(704)875-9092

ANALYTICAL RESULTS

Project: Bowen LF Cells 3&4
Pace Project No.: 92844150

Sample: BOW-GWC-37 **Lab ID: 92844150003** Collected: 02/12/26 13:08 Received: 02/13/26 14:30 Matrix: Water

Parameters	Results	Units	Report Limit	MDL	DF	Prepared	Analyzed	CAS No.	Qual
2320B Alkalinity	Analytical Method: SM 2320B-2021								
	Pace Analytical Services - Asheville								
Alkalinity,Bicarbonate (CaCO3)	**5.4**	mg/L	5.0	5.0	1		02/24/26 13:13		
Alkalinity,Carbonate (CaCO3)	ND	mg/L	5.0	5.0	1		02/24/26 13:13		
Alkalinity, Total as CaCO3	**5.4**	mg/L	5.0	5.0	1		02/24/26 13:13		
2540C Total Dissolved Solids	Analytical Method: SM 2540C-2020								
	Pace Analytical Services - Asheville								
Total Dissolved Solids	**27.0**	mg/L	25.0	25.0	1		02/16/26 17:19		
300.0 IC Anions 28 Days	Analytical Method: EPA 300.0 Rev 2.1 1993								
	Pace Analytical Services - Asheville								
Chloride	**0.85J**	mg/L	1.0	0.60	1		02/14/26 19:45	16887-00-6	
Fluoride	ND	mg/L	0.10	0.050	1		02/14/26 19:45	16984-48-8	
Sulfate	ND	mg/L	1.0	0.50	1		02/14/26 19:45	14808-79-8	
WC 6020B MET ICPMS	Analytical Method: EPA 6020B Preparation Method: EPA 3005A								
	Pace Analytical Services - West Columbia								
Antimony	ND	mg/L	0.0020	0.00043	1	02/19/26 11:22	03/13/26 13:43	7440-36-0	
Arsenic	ND	mg/L	0.0020	0.00041	1	02/19/26 11:22	03/13/26 13:43	7440-38-2	
Barium	**0.0039J**	mg/L	0.0050	0.00056	1	02/19/26 11:22	03/13/26 13:43	7440-39-3	
Beryllium	ND	mg/L	0.00040	0.00015	1	02/19/26 11:22	03/13/26 13:43	7440-41-7	CU
Boron	**0.0074J**	mg/L	0.040	0.0073	1	02/19/26 11:22	03/19/26 19:51	7440-42-8	
Cadmium	ND	mg/L	0.00050	0.00010	1	02/19/26 11:22	03/13/26 13:43	7440-43-9	
Calcium	**0.69**	mg/L	0.40	0.10	1	02/19/26 11:22	03/13/26 13:43	7440-70-2	
Chromium	**0.00026J**	mg/L	0.0050	0.00024	1	02/19/26 11:22	03/13/26 13:43	7440-47-3	
Cobalt	**0.00012J**	mg/L	0.0050	0.00012	1	02/19/26 11:22	03/13/26 13:43	7440-48-4	
Copper	**0.015**	mg/L	0.0050	0.00069	1	02/19/26 11:22	03/13/26 13:43	7440-50-8	
Iron	ND	mg/L	0.040	0.016	1	02/19/26 11:22	03/13/26 13:43	7439-89-6	
Lead	ND	mg/L	0.0010	0.00027	1	02/19/26 11:22	03/13/26 13:43	7439-92-1	
Magnesium	**0.30**	mg/L	0.050	0.024	1	02/19/26 11:22	03/13/26 13:43	7439-95-4	
Manganese	**0.011**	mg/L	0.0050	0.0013	1	02/19/26 11:22	03/13/26 13:43	7439-96-5	
Nickel	**0.018**	mg/L	0.0050	0.00092	1	02/19/26 11:22	03/13/26 13:43	7440-02-0	
Potassium	**0.47**	mg/L	0.40	0.13	1	02/19/26 11:22	03/13/26 13:43	7440-09-7	
Selenium	ND	mg/L	0.0050	0.00050	1	02/19/26 11:22	03/13/26 13:43	7782-49-2	
Silver	ND	mg/L	0.0010	0.00021	1	02/19/26 11:22	03/13/26 13:43	7440-22-4	
Sodium	**2.9**	mg/L	0.40	0.083	1	02/19/26 11:22	03/13/26 13:43	7440-23-5	
Thallium	ND	mg/L	0.00050	0.00017	1	02/19/26 11:22	03/13/26 13:43	7440-28-0	
Vanadium	**0.0022J**	mg/L	0.0050	0.0011	1	02/19/26 11:22	03/13/26 13:43	7440-62-2	
Zinc	**0.0047J**	mg/L	0.010	0.0014	1	02/19/26 11:22	03/19/26 19:51	7440-66-6	
WCOL 7470 Mercury	Analytical Method: EPA 7470A Preparation Method: EPA 7470A								
	Pace Analytical Services - West Columbia								
Mercury	ND	mg/L	0.00020	0.000091	1	02/18/26 15:59	02/21/26 17:21	7439-97-6	

REPORT OF LABORATORY ANALYSIS

This report shall not be reproduced, except in full,
without the written consent of Pace Analytical Services, LLC.

Pace Analytical Services, LLC
9800 Kincey Ave. Suite 100
Huntersville, NC 28078
(704)875-9092

ANALYTICAL RESULTS

Project: Bowen LF Cells 3&4
Pace Project No.: 92844150

Sample: BOW-GWC-38 **Lab ID: 92844150004** Collected: 02/12/26 16:20 Received: 02/13/26 14:30 Matrix: Water

Parameters	Results	Units	Report Limit	MDL	DF	Prepared	Analyzed	CAS No.	Qual
2320B Alkalinity	Analytical Method: SM 2320B-2021 Pace Analytical Services - Asheville								
Alkalinity,Bicarbonate (CaCO3)	ND	mg/L	5.0	5.0	1		02/24/26 13:17		
Alkalinity,Carbonate (CaCO3)	ND	mg/L	5.0	5.0	1		02/24/26 13:17		
Alkalinity, Total as CaCO3	ND	mg/L	5.0	5.0	1		02/24/26 13:17		
2540C Total Dissolved Solids	Analytical Method: SM 2540C-2020 Pace Analytical Services - Asheville								
Total Dissolved Solids	**40.0**	mg/L	25.0	25.0	1		02/16/26 17:19		
300.0 IC Anions 28 Days	Analytical Method: EPA 300.0 Rev 2.1 1993 Pace Analytical Services - Asheville								
Chloride	**3.3**	mg/L	1.0	0.60	1		02/14/26 20:00	16887-00-6	
Fluoride	ND	mg/L	0.10	0.050	1		02/14/26 20:00	16984-48-8	
Sulfate	ND	mg/L	1.0	0.50	1		02/14/26 20:00	14808-79-8	
WC 6020B MET ICPMS	Analytical Method: EPA 6020B Preparation Method: EPA 3005A Pace Analytical Services - West Columbia								
Antimony	ND	mg/L	0.0020	0.00043	1	02/19/26 11:22	03/13/26 13:47	7440-36-0	
Arsenic	ND	mg/L	0.0020	0.00041	1	02/19/26 11:22	03/13/26 13:47	7440-38-2	
Barium	**0.015**	mg/L	0.0050	0.00056	1	02/19/26 11:22	03/13/26 13:47	7440-39-3	
Beryllium	ND	mg/L	0.00040	0.00015	1	02/19/26 11:22	03/13/26 13:47	7440-41-7	CU
Boron	ND	mg/L	0.040	0.0073	1	02/19/26 11:22	03/19/26 19:59	7440-42-8	
Cadmium	ND	mg/L	0.00050	0.00010	1	02/19/26 11:22	03/13/26 13:47	7440-43-9	
Calcium	**0.43**	mg/L	0.40	0.10	1	02/19/26 11:22	03/13/26 13:47	7440-70-2	
Chromium	**0.00073J**	mg/L	0.0050	0.00024	1	02/19/26 11:22	03/13/26 13:47	7440-47-3	
Cobalt	**0.0016J**	mg/L	0.0050	0.00012	1	02/19/26 11:22	03/13/26 13:47	7440-48-4	
Copper	ND	mg/L	0.0050	0.00069	1	02/19/26 11:22	03/13/26 13:47	7440-50-8	
Iron	ND	mg/L	0.040	0.016	1	02/19/26 11:22	03/13/26 13:47	7439-89-6	
Lead	ND	mg/L	0.0010	0.00027	1	02/19/26 11:22	03/13/26 13:47	7439-92-1	
Magnesium	**0.55**	mg/L	0.050	0.024	1	02/19/26 11:22	03/13/26 13:47	7439-95-4	
Manganese	**0.060**	mg/L	0.0050	0.0013	1	02/19/26 11:22	03/13/26 13:47	7439-96-5	
Nickel	**0.0012J**	mg/L	0.0050	0.00092	1	02/19/26 11:22	03/13/26 13:47	7440-02-0	
Potassium	**0.42**	mg/L	0.40	0.13	1	02/19/26 11:22	03/13/26 13:47	7440-09-7	
Selenium	ND	mg/L	0.0050	0.00050	1	02/19/26 11:22	03/13/26 13:47	7782-49-2	
Silver	ND	mg/L	0.0010	0.00021	1	02/19/26 11:22	03/13/26 13:47	7440-22-4	
Sodium	**2.7**	mg/L	0.40	0.083	1	02/19/26 11:22	03/13/26 13:47	7440-23-5	
Thallium	ND	mg/L	0.00050	0.00017	1	02/19/26 11:22	03/13/26 13:47	7440-28-0	
Vanadium	**0.0027J**	mg/L	0.0050	0.0011	1	02/19/26 11:22	03/13/26 13:47	7440-62-2	
Zinc	**0.0017J**	mg/L	0.010	0.0014	1	02/19/26 11:22	03/19/26 19:59	7440-66-6	
WCOL 7470 Mercury	Analytical Method: EPA 7470A Preparation Method: EPA 7470A Pace Analytical Services - West Columbia								
Mercury	ND	mg/L	0.00020	0.000091	1	02/18/26 15:59	02/21/26 17:23	7439-97-6	

REPORT OF LABORATORY ANALYSIS

This report shall not be reproduced, except in full,
without the written consent of Pace Analytical Services, LLC.

Pace Analytical Services, LLC
9800 Kincey Ave. Suite 100
Huntersville, NC 28078
(704)875-9092

ANALYTICAL RESULTS

Project: Bowen LF Cells 3&4
Pace Project No.: 92844150

Sample: BOW-GWC-18 **Lab ID: 92844150005** Collected: 02/12/26 11:55 Received: 02/13/26 14:30 Matrix: Water

Parameters	Results	Units	Report Limit	MDL	DF	Prepared	Analyzed	CAS No.	Qual
2320B Alkalinity	Analytical Method: SM 2320B-2021 Pace Analytical Services - Asheville								
Alkalinity,Bicarbonate (CaCO3)	**93.0**	mg/L	5.0	5.0	1		02/24/26 13:20		
Alkalinity,Carbonate (CaCO3)	ND	mg/L	5.0	5.0	1		02/24/26 13:20		
Alkalinity, Total as CaCO3	**93.0**	mg/L	5.0	5.0	1		02/24/26 13:20		
2540C Total Dissolved Solids	Analytical Method: SM 2540C-2020 Pace Analytical Services - Asheville								
Total Dissolved Solids	**112**	mg/L	25.0	25.0	1		02/19/26 02:31		
300.0 IC Anions 28 Days	Analytical Method: EPA 300.0 Rev 2.1 1993 Pace Analytical Services - Asheville								
Chloride	**2.1**	mg/L	1.0	0.60	1		02/14/26 20:16	16887-00-6	
Fluoride	ND	mg/L	0.10	0.050	1		02/14/26 20:16	16984-48-8	
Sulfate	**1.8**	mg/L	1.0	0.50	1		02/14/26 20:16	14808-79-8	
WC 6020B MET ICPMS	Analytical Method: EPA 6020B Preparation Method: EPA 3005A Pace Analytical Services - West Columbia								
Antimony	ND	mg/L	0.0020	0.00043	1	02/19/26 11:22	03/13/26 14:00	7440-36-0	
Arsenic	ND	mg/L	0.0020	0.00041	1	02/19/26 11:22	03/13/26 14:00	7440-38-2	
Barium	**0.014**	mg/L	0.0050	0.00056	1	02/19/26 11:22	03/13/26 14:00	7440-39-3	
Beryllium	ND	mg/L	0.00040	0.00015	1	02/19/26 11:22	03/13/26 14:00	7440-41-7	CU
Boron	ND	mg/L	0.040	0.0073	1	02/19/26 11:22	03/19/26 20:08	7440-42-8	
Cadmium	ND	mg/L	0.00050	0.00010	1	02/19/26 11:22	03/13/26 14:00	7440-43-9	
Calcium	**19.4**	mg/L	0.40	0.10	1	02/19/26 11:22	03/13/26 14:00	7440-70-2	
Chromium	**0.0015J**	mg/L	0.0050	0.00024	1	02/19/26 11:22	03/13/26 14:00	7440-47-3	
Cobalt	ND	mg/L	0.0050	0.00012	1	02/19/26 11:22	03/13/26 14:00	7440-48-4	
Copper	ND	mg/L	0.0050	0.00069	1	02/19/26 11:22	03/13/26 14:00	7440-50-8	
Iron	ND	mg/L	0.040	0.016	1	02/19/26 11:22	03/13/26 14:00	7439-89-6	
Lead	ND	mg/L	0.0010	0.00027	1	02/19/26 11:22	03/13/26 14:00	7439-92-1	
Magnesium	**11.2**	mg/L	0.050	0.024	1	02/19/26 11:22	03/13/26 14:00	7439-95-4	
Manganese	ND	mg/L	0.0050	0.0013	1	02/19/26 11:22	03/13/26 14:00	7439-96-5	
Nickel	ND	mg/L	0.0050	0.00092	1	02/19/26 11:22	03/13/26 14:00	7440-02-0	
Potassium	**1.1**	mg/L	0.40	0.13	1	02/19/26 11:22	03/13/26 14:00	7440-09-7	
Selenium	ND	mg/L	0.0050	0.00050	1	02/19/26 11:22	03/13/26 14:00	7782-49-2	
Silver	ND	mg/L	0.0010	0.00021	1	02/19/26 11:22	03/13/26 14:00	7440-22-4	
Sodium	**1.7**	mg/L	0.40	0.083	1	02/19/26 11:22	03/13/26 14:00	7440-23-5	
Thallium	ND	mg/L	0.00050	0.00017	1	02/19/26 11:22	03/13/26 14:00	7440-28-0	
Vanadium	ND	mg/L	0.0050	0.0011	1	02/19/26 11:22	03/13/26 14:00	7440-62-2	
Zinc	**0.0015J**	mg/L	0.010	0.0014	1	02/19/26 11:22	03/19/26 20:08	7440-66-6	
WCOL 7470 Mercury	Analytical Method: EPA 7470A Preparation Method: EPA 7470A Pace Analytical Services - West Columbia								
Mercury	ND	mg/L	0.00020	0.000091	1	02/18/26 15:59	02/21/26 17:26	7439-97-6	

REPORT OF LABORATORY ANALYSIS

This report shall not be reproduced, except in full,
without the written consent of Pace Analytical Services, LLC.

Pace Analytical Services, LLC
9800 Kincey Ave. Suite 100
Huntersville, NC 28078
(704)875-9092

ANALYTICAL RESULTS

Project: Bowen LF Cells 3&4
Pace Project No.: 92844150

Sample: BOW-GWC-18R **Lab ID: 92844150006** Collected: 02/12/26 13:05 Received: 02/13/26 14:30 Matrix: Water

Parameters	Results	Units	Report Limit	MDL	DF	Prepared	Analyzed	CAS No.	Qual
2320B Alkalinity	Analytical Method: SM 2320B-2021 Pace Analytical Services - Asheville								
Alkalinity,Bicarbonate (CaCO3)	**152**	mg/L	5.0	5.0	1		02/24/26 13:28		
Alkalinity,Carbonate (CaCO3)	ND	mg/L	5.0	5.0	1		02/24/26 13:28		
Alkalinity, Total as CaCO3	**152**	mg/L	5.0	5.0	1		02/24/26 13:28		
2540C Total Dissolved Solids	Analytical Method: SM 2540C-2020 Pace Analytical Services - Asheville								
Total Dissolved Solids	**137**	mg/L	25.0	25.0	1		02/16/26 17:05		
300.0 IC Anions 28 Days	Analytical Method: EPA 300.0 Rev 2.1 1993 Pace Analytical Services - Asheville								
Chloride	**2.4**	mg/L	1.0	0.60	1		02/14/26 20:31	16887-00-6	
Fluoride	ND	mg/L	0.10	0.050	1		02/14/26 20:31	16984-48-8	
Sulfate	**2.2**	mg/L	1.0	0.50	1		02/14/26 20:31	14808-79-8	
WC 6020B MET ICPMS	Analytical Method: EPA 6020B Preparation Method: EPA 3005A Pace Analytical Services - West Columbia								
Antimony	ND	mg/L	0.0020	0.00043	1	02/19/26 11:22	03/13/26 14:04	7440-36-0	
Arsenic	ND	mg/L	0.0020	0.00041	1	02/19/26 11:22	03/13/26 14:04	7440-38-2	
Barium	**0.015**	mg/L	0.0050	0.00056	1	02/19/26 11:22	03/13/26 14:04	7440-39-3	
Beryllium	ND	mg/L	0.00040	0.00015	1	02/19/26 11:22	03/13/26 14:04	7440-41-7	CU
Boron	ND	mg/L	0.040	0.0073	1	02/19/26 11:22	03/19/26 20:16	7440-42-8	
Cadmium	ND	mg/L	0.00050	0.00010	1	02/19/26 11:22	03/13/26 14:04	7440-43-9	
Calcium	**30.3**	mg/L	0.40	0.10	1	02/19/26 11:22	03/13/26 14:04	7440-70-2	
Chromium	**0.00071J**	mg/L	0.0050	0.00024	1	02/19/26 11:22	03/13/26 14:04	7440-47-3	
Cobalt	ND	mg/L	0.0050	0.00012	1	02/19/26 11:22	03/13/26 14:04	7440-48-4	
Copper	ND	mg/L	0.0050	0.00069	1	02/19/26 11:22	03/13/26 14:04	7440-50-8	
Iron	**0.026J**	mg/L	0.040	0.016	1	02/19/26 11:22	03/13/26 14:04	7439-89-6	
Lead	ND	mg/L	0.0010	0.00027	1	02/19/26 11:22	03/13/26 14:04	7439-92-1	
Magnesium	**17.8**	mg/L	0.050	0.024	1	02/19/26 11:22	03/13/26 14:04	7439-95-4	
Manganese	ND	mg/L	0.0050	0.0013	1	02/19/26 11:22	03/13/26 14:04	7439-96-5	
Nickel	ND	mg/L	0.0050	0.00092	1	02/19/26 11:22	03/13/26 14:04	7440-02-0	
Potassium	**0.73**	mg/L	0.40	0.13	1	02/19/26 11:22	03/13/26 14:04	7440-09-7	
Selenium	ND	mg/L	0.0050	0.00050	1	02/19/26 11:22	03/13/26 14:04	7782-49-2	
Silver	ND	mg/L	0.0010	0.00021	1	02/19/26 11:22	03/13/26 14:04	7440-22-4	
Sodium	**1.6**	mg/L	0.40	0.083	1	02/19/26 11:22	03/13/26 14:04	7440-23-5	
Thallium	ND	mg/L	0.00050	0.00017	1	02/19/26 11:22	03/13/26 14:04	7440-28-0	
Vanadium	ND	mg/L	0.0050	0.0011	1	02/19/26 11:22	03/13/26 14:04	7440-62-2	
Zinc	ND	mg/L	0.010	0.0014	1	02/19/26 11:22	03/19/26 20:16	7440-66-6	
WCOL 7470 Mercury	Analytical Method: EPA 7470A Preparation Method: EPA 7470A Pace Analytical Services - West Columbia								
Mercury	ND	mg/L	0.00020	0.000091	1	02/18/26 15:59	02/21/26 17:28	7439-97-6	

REPORT OF LABORATORY ANALYSIS

This report shall not be reproduced, except in full,
without the written consent of Pace Analytical Services, LLC.

Pace Analytical Services, LLC
9800 Kincey Ave. Suite 100
Huntersville, NC 28078
(704)875-9092

ANALYTICAL RESULTS

Project: Bowen LF Cells 3&4
Pace Project No.: 92844150

Sample: BOW-GWC-19R **Lab ID: 92844150007** Collected: 02/12/26 14:37 Received: 02/13/26 14:30 Matrix: Water

Parameters	Results	Units	Report Limit	MDL	DF	Prepared	Analyzed	CAS No.	Qual
2320B Alkalinity	Analytical Method: SM 2320B-2021 Pace Analytical Services - Asheville								
Alkalinity,Bicarbonate (CaCO3)	**149**	mg/L	5.0	5.0	1		02/24/26 13:43		
Alkalinity,Carbonate (CaCO3)	ND	mg/L	5.0	5.0	1		02/24/26 13:43		
Alkalinity, Total as CaCO3	**149**	mg/L	5.0	5.0	1		02/24/26 13:43		
2540C Total Dissolved Solids	Analytical Method: SM 2540C-2020 Pace Analytical Services - Asheville								
Total Dissolved Solids	**148**	mg/L	25.0	25.0	1		02/16/26 17:05		
300.0 IC Anions 28 Days	Analytical Method: EPA 300.0 Rev 2.1 1993 Pace Analytical Services - Asheville								
Chloride	**2.5**	mg/L	1.0	0.60	1		02/14/26 20:47	16887-00-6	
Fluoride	ND	mg/L	0.10	0.050	1		02/14/26 20:47	16984-48-8	
Sulfate	**2.9**	mg/L	1.0	0.50	1		02/14/26 20:47	14808-79-8	
WC 6020B MET ICPMS	Analytical Method: EPA 6020B Preparation Method: EPA 3005A Pace Analytical Services - West Columbia								
Antimony	ND	mg/L	0.0020	0.00043	1	02/19/26 11:22	03/13/26 14:09	7440-36-0	
Arsenic	ND	mg/L	0.0020	0.00041	1	02/19/26 11:22	03/13/26 14:09	7440-38-2	
Barium	**0.016**	mg/L	0.0050	0.00056	1	02/19/26 11:22	03/13/26 14:09	7440-39-3	
Beryllium	ND	mg/L	0.00040	0.00015	1	02/19/26 11:22	03/13/26 14:09	7440-41-7	CU
Boron	ND	mg/L	0.040	0.0073	1	02/19/26 11:22	03/19/26 20:25	7440-42-8	
Cadmium	ND	mg/L	0.00050	0.00010	1	02/19/26 11:22	03/13/26 14:09	7440-43-9	
Calcium	**30.4**	mg/L	0.40	0.10	1	02/19/26 11:22	03/13/26 14:09	7440-70-2	
Chromium	**0.00069J**	mg/L	0.0050	0.00024	1	02/19/26 11:22	03/13/26 14:09	7440-47-3	
Cobalt	ND	mg/L	0.0050	0.00012	1	02/19/26 11:22	03/13/26 14:09	7440-48-4	
Copper	ND	mg/L	0.0050	0.00069	1	02/19/26 11:22	03/13/26 14:09	7440-50-8	
Iron	**0.058**	mg/L	0.040	0.016	1	02/19/26 11:22	03/13/26 14:09	7439-89-6	
Lead	ND	mg/L	0.0010	0.00027	1	02/19/26 11:22	03/13/26 14:09	7439-92-1	
Magnesium	**18.2**	mg/L	0.050	0.024	1	02/19/26 11:22	03/13/26 14:09	7439-95-4	
Manganese	**0.0036J**	mg/L	0.0050	0.0013	1	02/19/26 11:22	03/13/26 14:09	7439-96-5	
Nickel	ND	mg/L	0.0050	0.00092	1	02/19/26 11:22	03/13/26 14:09	7440-02-0	
Potassium	**0.78**	mg/L	0.40	0.13	1	02/19/26 11:22	03/13/26 14:09	7440-09-7	
Selenium	ND	mg/L	0.0050	0.00050	1	02/19/26 11:22	03/13/26 14:09	7782-49-2	
Silver	ND	mg/L	0.0010	0.00021	1	02/19/26 11:22	03/13/26 14:09	7440-22-4	
Sodium	**1.5**	mg/L	0.40	0.083	1	02/19/26 11:22	03/13/26 14:09	7440-23-5	
Thallium	ND	mg/L	0.00050	0.00017	1	02/19/26 11:22	03/13/26 14:09	7440-28-0	
Vanadium	ND	mg/L	0.0050	0.0011	1	02/19/26 11:22	03/13/26 14:09	7440-62-2	
Zinc	ND	mg/L	0.010	0.0014	1	02/19/26 11:22	03/19/26 20:25	7440-66-6	
WCOL 7470 Mercury	Analytical Method: EPA 7470A Preparation Method: EPA 7470A Pace Analytical Services - West Columbia								
Mercury	ND	mg/L	0.00020	0.000091	1	02/18/26 15:59	02/21/26 17:31	7439-97-6	

REPORT OF LABORATORY ANALYSIS

This report shall not be reproduced, except in full,
without the written consent of Pace Analytical Services, LLC.

Pace Analytical Services, LLC
9800 Kincey Ave. Suite 100
Huntersville, NC 28078
(704)875-9092

ANALYTICAL RESULTS

Project: Bowen LF Cells 3&4
Pace Project No.: 92844150

Sample: BOW-GWC-20R **Lab ID: 92844150008** Collected: 02/12/26 15:49 Received: 02/13/26 14:30 Matrix: Water

Parameters	Results	Units	Report Limit	MDL	DF	Prepared	Analyzed	CAS No.	Qual
2320B Alkalinity	Analytical Method: SM 2320B-2021 Pace Analytical Services - Asheville								
Alkalinity,Bicarbonate (CaCO3)	**232**	mg/L	5.0	5.0	1		02/24/26 13:51		
Alkalinity,Carbonate (CaCO3)	ND	mg/L	5.0	5.0	1		02/24/26 13:51		
Alkalinity, Total as CaCO3	**232**	mg/L	5.0	5.0	1		02/24/26 13:51		
2540C Total Dissolved Solids	Analytical Method: SM 2540C-2020 Pace Analytical Services - Asheville								
Total Dissolved Solids	**213**	mg/L	25.0	25.0	1		02/16/26 17:05		
300.0 IC Anions 28 Days	Analytical Method: EPA 300.0 Rev 2.1 1993 Pace Analytical Services - Asheville								
Chloride	**1.5**	mg/L	1.0	0.60	1		02/14/26 22:04	16887-00-6	
Fluoride	ND	mg/L	0.10	0.050	1		02/14/26 22:04	16984-48-8	
Sulfate	**1.3**	mg/L	1.0	0.50	1		02/14/26 22:04	14808-79-8	
WC 6020B MET ICPMS	Analytical Method: EPA 6020B Preparation Method: EPA 3005A Pace Analytical Services - West Columbia								
Antimony	ND	mg/L	0.0020	0.00043	1	02/19/26 11:22	03/13/26 14:13	7440-36-0	
Arsenic	ND	mg/L	0.0020	0.00041	1	02/19/26 11:22	03/13/26 14:13	7440-38-2	
Barium	**0.041**	mg/L	0.0050	0.00056	1	02/19/26 11:22	03/13/26 14:13	7440-39-3	
Beryllium	ND	mg/L	0.00040	0.00015	1	02/19/26 11:22	03/13/26 14:13	7440-41-7	CU
Boron	ND	mg/L	0.040	0.0073	1	02/19/26 11:22	03/19/26 20:34	7440-42-8	
Cadmium	ND	mg/L	0.00050	0.00010	1	02/19/26 11:22	03/13/26 14:13	7440-43-9	
Calcium	**46.9**	mg/L	0.40	0.10	1	02/19/26 11:22	03/13/26 14:13	7440-70-2	
Chromium	**0.00081J**	mg/L	0.0050	0.00024	1	02/19/26 11:22	03/13/26 14:13	7440-47-3	
Cobalt	ND	mg/L	0.0050	0.00012	1	02/19/26 11:22	03/13/26 14:13	7440-48-4	
Copper	ND	mg/L	0.0050	0.00069	1	02/19/26 11:22	03/13/26 14:13	7440-50-8	
Iron	**0.042**	mg/L	0.040	0.016	1	02/19/26 11:22	03/13/26 14:13	7439-89-6	
Lead	ND	mg/L	0.0010	0.00027	1	02/19/26 11:22	03/13/26 14:13	7439-92-1	
Magnesium	**27.2**	mg/L	0.050	0.024	1	02/19/26 11:22	03/13/26 14:13	7439-95-4	
Manganese	ND	mg/L	0.0050	0.0013	1	02/19/26 11:22	03/13/26 14:13	7439-96-5	
Nickel	ND	mg/L	0.0050	0.00092	1	02/19/26 11:22	03/13/26 14:13	7440-02-0	
Potassium	**0.95**	mg/L	0.40	0.13	1	02/19/26 11:22	03/13/26 14:13	7440-09-7	
Selenium	ND	mg/L	0.0050	0.00050	1	02/19/26 11:22	03/13/26 14:13	7782-49-2	
Silver	ND	mg/L	0.0010	0.00021	1	02/19/26 11:22	03/13/26 14:13	7440-22-4	
Sodium	**2.9**	mg/L	0.40	0.083	1	02/19/26 11:22	03/13/26 14:13	7440-23-5	
Thallium	ND	mg/L	0.00050	0.00017	1	02/19/26 11:22	03/13/26 14:13	7440-28-0	
Vanadium	**0.0012J**	mg/L	0.0050	0.0011	1	02/19/26 11:22	03/13/26 14:13	7440-62-2	
Zinc	ND	mg/L	0.010	0.0014	1	02/19/26 11:22	03/19/26 20:34	7440-66-6	
WCOL 7470 Mercury	Analytical Method: EPA 7470A Preparation Method: EPA 7470A Pace Analytical Services - West Columbia								
Mercury	ND	mg/L	0.00020	0.000091	1	02/18/26 15:59	02/21/26 17:33	7439-97-6	

REPORT OF LABORATORY ANALYSIS

This report shall not be reproduced, except in full,
without the written consent of Pace Analytical Services, LLC.

Pace Analytical Services, LLC
9800 Kincey Ave. Suite 100
Huntersville, NC 28078
(704)875-9092

ANALYTICAL RESULTS

Project: Bowen LF Cells 3&4
Pace Project No.: 92844150

Sample: BOW-GWC-24R **Lab ID: 92844150009** Collected: 02/12/26 14:38 Received: 02/13/26 14:30 Matrix: Water

Parameters	Results	Units	Report Limit	MDL	DF	Prepared	Analyzed	CAS No.	Qual
2320B Alkalinity	Analytical Method: SM 2320B-2021 Pace Analytical Services - Asheville								
Alkalinity,Bicarbonate (CaCO3)	**155**	mg/L	5.0	5.0	1		02/24/26 13:59		
Alkalinity,Carbonate (CaCO3)	ND	mg/L	5.0	5.0	1		02/24/26 13:59		
Alkalinity, Total as CaCO3	**155**	mg/L	5.0	5.0	1		02/24/26 13:59		
2540C Total Dissolved Solids	Analytical Method: SM 2540C-2020 Pace Analytical Services - Asheville								
Total Dissolved Solids	**149**	mg/L	25.0	25.0	1		02/16/26 17:06		
300.0 IC Anions 28 Days	Analytical Method: EPA 300.0 Rev 2.1 1993 Pace Analytical Services - Asheville								
Chloride	**2.3**	mg/L	1.0	0.60	1		02/14/26 22:50	16887-00-6	
Fluoride	ND	mg/L	0.10	0.050	1		02/14/26 22:50	16984-48-8	
Sulfate	**2.4**	mg/L	1.0	0.50	1		02/14/26 22:50	14808-79-8	
WC 6020B MET ICPMS	Analytical Method: EPA 6020B Preparation Method: EPA 3005A Pace Analytical Services - West Columbia								
Antimony	ND	mg/L	0.0020	0.00043	1	02/19/26 11:22	03/13/26 14:17	7440-36-0	
Arsenic	ND	mg/L	0.0020	0.00041	1	02/19/26 11:22	03/13/26 14:17	7440-38-2	
Barium	**0.019**	mg/L	0.0050	0.00056	1	02/19/26 11:22	03/13/26 14:17	7440-39-3	
Beryllium	ND	mg/L	0.00040	0.00015	1	02/19/26 11:22	03/13/26 14:17	7440-41-7	CU
Boron	ND	mg/L	0.040	0.0073	1	02/19/26 11:22	03/19/26 20:42	7440-42-8	
Cadmium	ND	mg/L	0.00050	0.00010	1	02/19/26 11:22	03/13/26 14:17	7440-43-9	
Calcium	**31.7**	mg/L	0.40	0.10	1	02/19/26 11:22	03/13/26 14:17	7440-70-2	
Chromium	**0.00044J**	mg/L	0.0050	0.00024	1	02/19/26 11:22	03/13/26 14:17	7440-47-3	
Cobalt	ND	mg/L	0.0050	0.00012	1	02/19/26 11:22	03/13/26 14:17	7440-48-4	
Copper	ND	mg/L	0.0050	0.00069	1	02/19/26 11:22	03/13/26 14:17	7440-50-8	
Iron	**0.13**	mg/L	0.040	0.016	1	02/19/26 11:22	03/13/26 14:17	7439-89-6	
Lead	ND	mg/L	0.0010	0.00027	1	02/19/26 11:22	03/13/26 14:17	7439-92-1	
Magnesium	**18.3**	mg/L	0.050	0.024	1	02/19/26 11:22	03/13/26 14:17	7439-95-4	
Manganese	**0.0088**	mg/L	0.0050	0.0013	1	02/19/26 11:22	03/13/26 14:17	7439-96-5	
Nickel	ND	mg/L	0.0050	0.00092	1	02/19/26 11:22	03/13/26 14:17	7440-02-0	
Potassium	**0.80**	mg/L	0.40	0.13	1	02/19/26 11:22	03/13/26 14:17	7440-09-7	
Selenium	ND	mg/L	0.0050	0.00050	1	02/19/26 11:22	03/13/26 14:17	7782-49-2	
Silver	ND	mg/L	0.0010	0.00021	1	02/19/26 11:22	03/13/26 14:17	7440-22-4	
Sodium	**1.4**	mg/L	0.40	0.083	1	02/19/26 11:22	03/13/26 14:17	7440-23-5	
Thallium	ND	mg/L	0.00050	0.00017	1	02/19/26 11:22	03/13/26 14:17	7440-28-0	
Vanadium	**0.0018J**	mg/L	0.0050	0.0011	1	02/19/26 11:22	03/13/26 14:17	7440-62-2	
Zinc	ND	mg/L	0.010	0.0014	1	02/19/26 11:22	03/19/26 20:42	7440-66-6	
WCOL 7470 Mercury	Analytical Method: EPA 7470A Preparation Method: EPA 7470A Pace Analytical Services - West Columbia								
Mercury	ND	mg/L	0.00020	0.000091	1	02/18/26 15:59	02/21/26 17:36	7439-97-6	

REPORT OF LABORATORY ANALYSIS

This report shall not be reproduced, except in full,
without the written consent of Pace Analytical Services, LLC.

Pace Analytical Services, LLC
9800 Kincey Ave. Suite 100
Huntersville, NC 28078
(704)875-9092

ANALYTICAL RESULTS

Project: Bowen LF Cells 3&4
Pace Project No.: 92844150

Sample: BOW-LF3-4-FD-05 **Lab ID: 92844150010** Collected: 02/12/26 00:00 Received: 02/13/26 14:30 Matrix: Water

Parameters	Results	Units	Report Limit	MDL	DF	Prepared	Analyzed	CAS No.	Qual
2540C Total Dissolved Solids	Analytical Method: SM 2540C-2020 Pace Analytical Services - Asheville								
Total Dissolved Solids	**200**	mg/L	25.0	25.0	1		02/16/26 17:06		
300.0 IC Anions 28 Days	Analytical Method: EPA 300.0 Rev 2.1 1993 Pace Analytical Services - Asheville								
Chloride	**2.9**	mg/L	1.0	0.60	1		02/14/26 23:05	16887-00-6	
Fluoride	ND	mg/L	0.10	0.050	1		02/14/26 23:05	16984-48-8	
Sulfate	**13.8**	mg/L	1.0	0.50	1		02/14/26 23:05	14808-79-8	
WC 6020B MET ICPMS	Analytical Method: EPA 6020B Preparation Method: EPA 3005A Pace Analytical Services - West Columbia								
Antimony	ND	mg/L	0.0020	0.00043	1	02/19/26 11:22	03/13/26 14:22	7440-36-0	
Arsenic	ND	mg/L	0.0020	0.00041	1	02/19/26 11:22	03/13/26 14:22	7440-38-2	
Barium	**0.030**	mg/L	0.0050	0.00056	1	02/19/26 11:22	03/13/26 14:22	7440-39-3	
Beryllium	ND	mg/L	0.00040	0.00015	1	02/19/26 11:22	03/13/26 14:22	7440-41-7	CU
Boron	**0.015J**	mg/L	0.040	0.0073	1	02/19/26 11:22	03/19/26 20:51	7440-42-8	
Cadmium	ND	mg/L	0.00050	0.00010	1	02/19/26 11:22	03/13/26 14:22	7440-43-9	
Calcium	**43.3**	mg/L	0.40	0.10	1	02/19/26 11:22	03/13/26 14:22	7440-70-2	
Chromium	**0.00053J**	mg/L	0.0050	0.00024	1	02/19/26 11:22	03/13/26 14:22	7440-47-3	
Cobalt	ND	mg/L	0.0050	0.00012	1	02/19/26 11:22	03/13/26 14:22	7440-48-4	
Copper	ND	mg/L	0.0050	0.00069	1	02/19/26 11:22	03/13/26 14:22	7440-50-8	
Lead	ND	mg/L	0.0010	0.00027	1	02/19/26 11:22	03/13/26 14:22	7439-92-1	
Nickel	ND	mg/L	0.0050	0.00092	1	02/19/26 11:22	03/13/26 14:22	7440-02-0	
Selenium	ND	mg/L	0.0050	0.00050	1	02/19/26 11:22	03/13/26 14:22	7782-49-2	
Silver	ND	mg/L	0.0010	0.00021	1	02/19/26 11:22	03/13/26 14:22	7440-22-4	
Thallium	ND	mg/L	0.00050	0.00017	1	02/19/26 11:22	03/13/26 14:22	7440-28-0	
Vanadium	**0.0013J**	mg/L	0.0050	0.0011	1	02/19/26 11:22	03/13/26 14:22	7440-62-2	
Zinc	**0.0082J**	mg/L	0.010	0.0014	1	02/19/26 11:22	03/19/26 20:51	7440-66-6	
WCOL 7470 Mercury	Analytical Method: EPA 7470A Preparation Method: EPA 7470A Pace Analytical Services - West Columbia								
Mercury	ND	mg/L	0.00020	0.000091	1	02/18/26 15:59	02/21/26 17:38	7439-97-6	

REPORT OF LABORATORY ANALYSIS

This report shall not be reproduced, except in full,
without the written consent of Pace Analytical Services, LLC.

Pace Analytical Services, LLC
9800 Kincey Ave. Suite 100
Huntersville, NC 28078
(704)875-9092

ANALYTICAL RESULTS

Project: Bowen LF Cells 3&4
Pace Project No.: 92844150

Sample: BOW-LF3-4-FB-05 **Lab ID: 92844150011** Collected: 02/12/26 15:30 Received: 02/13/26 14:30 Matrix: Water

Parameters	Results	Units	Report Limit	MDL	DF	Prepared	Analyzed	CAS No.	Qual
2540C Total Dissolved Solids	Analytical Method: SM 2540C-2020 Pace Analytical Services - Asheville								
Total Dissolved Solids	ND	mg/L	25.0	25.0	1		02/16/26 17:06		
300.0 IC Anions 28 Days	Analytical Method: EPA 300.0 Rev 2.1 1993 Pace Analytical Services - Asheville								
Chloride	ND	mg/L	1.0	0.60	1		02/14/26 14:21	16887-00-6	
Fluoride	ND	mg/L	0.10	0.050	1		02/14/26 14:21	16984-48-8	
Sulfate	ND	mg/L	1.0	0.50	1		02/14/26 14:21	14808-79-8	
WC 6020B MET ICPMS	Analytical Method: EPA 6020B Preparation Method: EPA 3005A Pace Analytical Services - West Columbia								
Antimony	ND	mg/L	0.0020	0.00043	1	02/17/26 11:41	03/06/26 00:27	7440-36-0	
Arsenic	ND	mg/L	0.0020	0.00041	1	02/17/26 11:41	03/06/26 00:27	7440-38-2	
Barium	ND	mg/L	0.0050	0.00056	1	02/17/26 11:41	03/06/26 00:27	7440-39-3	
Beryllium	ND	mg/L	0.00040	0.00015	1	02/17/26 11:41	03/06/26 00:27	7440-41-7	
Boron	ND	mg/L	0.040	0.0073	1	02/17/26 11:41	03/06/26 00:27	7440-42-8	
Cadmium	ND	mg/L	0.00050	0.00010	1	02/17/26 11:41	03/06/26 00:27	7440-43-9	
Calcium	ND	mg/L	0.40	0.10	1	02/17/26 11:41	03/06/26 12:20	7440-70-2	
Chromium	ND	mg/L	0.0050	0.00024	1	02/17/26 11:41	03/06/26 00:27	7440-47-3	
Cobalt	ND	mg/L	0.0050	0.00012	1	02/17/26 11:41	03/06/26 00:27	7440-48-4	
Copper	ND	mg/L	0.0050	0.00069	1	02/17/26 11:41	03/06/26 00:27	7440-50-8	
Lead	ND	mg/L	0.0010	0.00027	1	02/17/26 11:41	03/06/26 00:27	7439-92-1	
Nickel	ND	mg/L	0.0050	0.00092	1	02/17/26 11:41	03/06/26 00:27	7440-02-0	
Selenium	ND	mg/L	0.0050	0.00050	1	02/17/26 11:41	03/06/26 00:27	7782-49-2	
Silver	ND	mg/L	0.0010	0.00021	1	02/17/26 11:41	03/06/26 00:27	7440-22-4	
Thallium	ND	mg/L	0.00050	0.00017	1	02/17/26 11:41	03/06/26 00:27	7440-28-0	
Vanadium	ND	mg/L	0.0050	0.0011	1	02/17/26 11:41	03/06/26 00:27	7440-62-2	
Zinc	ND	mg/L	0.010	0.0014	1	02/17/26 11:41	03/06/26 00:27	7440-66-6	
WCOL 7470 Mercury	Analytical Method: EPA 7470A Preparation Method: EPA 7470A Pace Analytical Services - West Columbia								
Mercury	ND	mg/L	0.00020	0.000091	1	02/18/26 15:59	02/21/26 17:46	7439-97-6	

REPORT OF LABORATORY ANALYSIS

This report shall not be reproduced, except in full,
without the written consent of Pace Analytical Services, LLC.

Pace Analytical Services, LLC
9800 Kincey Ave. Suite 100
Huntersville, NC 28078
(704)875-9092

ANALYTICAL RESULTS

Project: Bowen LF Cells 3&4
Pace Project No.: 92844150

Sample: BOW-LF3-4-EB-05 **Lab ID: 92844150012** Collected: 02/12/26 15:40 Received: 02/13/26 14:30 Matrix: Water

Parameters	Results	Units	Report Limit	MDL	DF	Prepared	Analyzed	CAS No.	Qual
2540C Total Dissolved Solids	Analytical Method: SM 2540C-2020 Pace Analytical Services - Asheville								
Total Dissolved Solids	ND	mg/L	25.0	25.0	1		02/16/26 17:06		
300.0 IC Anions 28 Days	Analytical Method: EPA 300.0 Rev 2.1 1993 Pace Analytical Services - Asheville								
Chloride	ND	mg/L	1.0	0.60	1		02/14/26 14:36	16887-00-6	
Fluoride	ND	mg/L	0.10	0.050	1		02/14/26 14:36	16984-48-8	
Sulfate	ND	mg/L	1.0	0.50	1		02/14/26 14:36	14808-79-8	
WC 6020B MET ICPMS	Analytical Method: EPA 6020B Preparation Method: EPA 3005A Pace Analytical Services - West Columbia								
Antimony	ND	mg/L	0.0020	0.00043	1	02/17/26 11:41	03/06/26 04:38	7440-36-0	
Arsenic	ND	mg/L	0.0020	0.00041	1	02/17/26 11:41	03/06/26 04:38	7440-38-2	
Barium	ND	mg/L	0.0050	0.00056	1	02/17/26 11:41	03/06/26 04:38	7440-39-3	
Beryllium	ND	mg/L	0.00040	0.00015	1	02/17/26 11:41	03/06/26 04:38	7440-41-7	
Boron	ND	mg/L	0.040	0.0073	1	02/17/26 11:41	03/06/26 04:38	7440-42-8	
Cadmium	ND	mg/L	0.00050	0.00010	1	02/17/26 11:41	03/06/26 04:38	7440-43-9	
Calcium	ND	mg/L	0.40	0.10	1	02/17/26 11:41	03/06/26 14:40	7440-70-2	
Chromium	ND	mg/L	0.0050	0.00024	1	02/17/26 11:41	03/06/26 04:38	7440-47-3	
Cobalt	ND	mg/L	0.0050	0.00012	1	02/17/26 11:41	03/06/26 04:38	7440-48-4	
Copper	ND	mg/L	0.0050	0.00069	1	02/17/26 11:41	03/06/26 04:38	7440-50-8	
Lead	ND	mg/L	0.0010	0.00027	1	02/17/26 11:41	03/06/26 04:38	7439-92-1	
Nickel	ND	mg/L	0.0050	0.00092	1	02/17/26 11:41	03/06/26 04:38	7440-02-0	
Selenium	ND	mg/L	0.0050	0.00050	1	02/17/26 11:41	03/06/26 04:38	7782-49-2	
Silver	ND	mg/L	0.0010	0.00021	1	02/17/26 11:41	03/06/26 04:38	7440-22-4	
Thallium	ND	mg/L	0.00050	0.00017	1	02/17/26 11:41	03/06/26 04:38	7440-28-0	
Vanadium	ND	mg/L	0.0050	0.0011	1	02/17/26 11:41	03/06/26 04:38	7440-62-2	
Zinc	ND	mg/L	0.010	0.0014	1	02/17/26 11:41	03/06/26 04:38	7440-66-6	
WCOL 7470 Mercury	Analytical Method: EPA 7470A Preparation Method: EPA 7470A Pace Analytical Services - West Columbia								
Mercury	ND	mg/L	0.00020	0.000091	1	02/19/26 15:09	02/20/26 22:11	7439-97-6	

REPORT OF LABORATORY ANALYSIS

This report shall not be reproduced, except in full,
without the written consent of Pace Analytical Services, LLC.

Pace Analytical Services, LLC
9800 Kincey Ave. Suite 100
Huntersville, NC 28078
(704)875-9092

ANALYTICAL RESULTS

Project: Bowen LF Cells 3&4
Pace Project No.: 92844150

Sample: BOW-GWC-16R **Lab ID: 92844150013** Collected: 02/13/26 09:50 Received: 02/17/26 12:05 Matrix: Water

Parameters	Results	Units	Report Limit	MDL	DF	Prepared	Analyzed	CAS No.	Qual
2320B Alkalinity	Analytical Method: SM 2320B-2021 Pace Analytical Services - Asheville								
Alkalinity,Bicarbonate (CaCO3)	**361**	mg/L	5.0	5.0	1		02/24/26 14:15		
Alkalinity,Carbonate (CaCO3)	ND	mg/L	5.0	5.0	1		02/24/26 14:15		
Alkalinity, Total as CaCO3	**361**	mg/L	5.0	5.0	1		02/24/26 14:15		
2540C Total Dissolved Solids	Analytical Method: SM 2540C-2020 Pace Analytical Services - Asheville								
Total Dissolved Solids	**333**	mg/L	25.0	25.0	1		02/19/26 09:39		
300.0 IC Anions 28 Days	Analytical Method: EPA 300.0 Rev 2.1 1993 Pace Analytical Services - Asheville								
Chloride	**1.5**	mg/L	1.0	0.60	1		02/18/26 04:45	16887-00-6	
Fluoride	ND	mg/L	0.10	0.050	1		02/18/26 04:45	16984-48-8	
Sulfate	**8.7**	mg/L	1.0	0.50	1		02/18/26 04:45	14808-79-8	
WC 6020B MET ICPMS	Analytical Method: EPA 6020B Preparation Method: EPA 3005A Pace Analytical Services - West Columbia								
Antimony	**0.0092**	mg/L	0.0020	0.00043	1	02/25/26 11:15	03/12/26 14:28	7440-36-0	
Arsenic	ND	mg/L	0.0020	0.00041	1	02/25/26 11:15	03/12/26 14:28	7440-38-2	
Barium	**0.035**	mg/L	0.0050	0.00056	1	02/25/26 11:15	03/12/26 14:28	7440-39-3	
Beryllium	ND	mg/L	0.00040	0.00015	1	02/25/26 11:15	03/19/26 14:32	7440-41-7	
Boron	**0.011J**	mg/L	0.040	0.0073	1	02/25/26 11:15	03/19/26 14:32	7440-42-8	
Cadmium	ND	mg/L	0.00050	0.00010	1	02/25/26 11:15	03/12/26 14:28	7440-43-9	
Calcium	**84.7**	mg/L	2.0	0.50	5	02/25/26 11:15	03/12/26 14:32	7440-70-2	
Chromium	**0.00040J**	mg/L	0.0050	0.00024	1	02/25/26 11:15	03/12/26 14:28	7440-47-3	
Cobalt	**0.00048J**	mg/L	0.0050	0.00012	1	02/25/26 11:15	03/12/26 14:28	7440-48-4	
Copper	**0.0012J**	mg/L	0.0050	0.00069	1	02/25/26 11:15	03/12/26 14:28	7440-50-8	
Iron	**0.060**	mg/L	0.040	0.016	1	02/25/26 11:15	03/12/26 14:28	7439-89-6	
Lead	ND	mg/L	0.0010	0.00027	1	02/25/26 11:15	03/12/26 14:28	7439-92-1	
Magnesium	**33.3**	mg/L	0.050	0.024	1	02/25/26 11:15	03/12/26 14:28	7439-95-4	
Manganese	**0.023**	mg/L	0.0050	0.0013	1	02/25/26 11:15	03/12/26 14:28	7439-96-5	
Nickel	**0.0090**	mg/L	0.0050	0.00092	1	02/25/26 11:15	03/12/26 14:28	7440-02-0	
Potassium	**1.7**	mg/L	0.40	0.13	1	02/25/26 11:15	03/12/26 14:28	7440-09-7	
Selenium	ND	mg/L	0.0050	0.00050	1	02/25/26 11:15	03/12/26 14:28	7782-49-2	
Silver	ND	mg/L	0.0010	0.00021	1	02/25/26 11:15	03/12/26 14:28	7440-22-4	
Sodium	**5.4**	mg/L	0.40	0.083	1	02/25/26 11:15	03/12/26 14:28	7440-23-5	
Thallium	**0.00017J**	mg/L	0.00050	0.00017	1	02/25/26 11:15	03/12/26 14:28	7440-28-0	
Vanadium	ND	mg/L	0.0050	0.0011	1	02/25/26 11:15	03/12/26 14:28	7440-62-2	
Zinc	**0.036**	mg/L	0.010	0.0014	1	02/25/26 11:15	03/12/26 14:28	7440-66-6	
WCOL 7470 Mercury	Analytical Method: EPA 7470A Preparation Method: EPA 7470A Pace Analytical Services - West Columbia								
Mercury	**0.00012J**	mg/L	0.00020	0.000091	1	02/19/26 15:09	02/21/26 17:59	7439-97-6	

REPORT OF LABORATORY ANALYSIS

This report shall not be reproduced, except in full,
without the written consent of Pace Analytical Services, LLC.

Pace Analytical Services, LLC
9800 Kincey Ave. Suite 100
Huntersville, NC 28078
(704)875-9092

ANALYTICAL RESULTS

Project: Bowen LF Cells 3&4
Pace Project No.: 92844150

Sample: BOW-GWC-17R **Lab ID: 92844150014** Collected: 02/13/26 10:40 Received: 02/17/26 12:05 Matrix: Water

Parameters	Results	Units	Report Limit	MDL	DF	Prepared	Analyzed	CAS No.	Qual
2320B Alkalinity	Analytical Method: SM 2320B-2021 Pace Analytical Services - Asheville								
Alkalinity,Bicarbonate (CaCO3)	**307**	mg/L	5.0	5.0	1		02/24/26 14:23		
Alkalinity,Carbonate (CaCO3)	ND	mg/L	5.0	5.0	1		02/24/26 14:23		
Alkalinity, Total as CaCO3	**307**	mg/L	5.0	5.0	1		02/24/26 14:23		
2540C Total Dissolved Solids	Analytical Method: SM 2540C-2020 Pace Analytical Services - Asheville								
Total Dissolved Solids	**293**	mg/L	25.0	25.0	1		02/19/26 09:40		
300.0 IC Anions 28 Days	Analytical Method: EPA 300.0 Rev 2.1 1993 Pace Analytical Services - Asheville								
Chloride	**4.6**	mg/L	1.0	0.60	1		02/18/26 05:32	16887-00-6	
Fluoride	ND	mg/L	0.10	0.050	1		02/18/26 05:32	16984-48-8	
Sulfate	**8.2**	mg/L	1.0	0.50	1		02/18/26 05:32	14808-79-8	
WC 6020B MET ICPMS	Analytical Method: EPA 6020B Preparation Method: EPA 3005A Pace Analytical Services - West Columbia								
Antimony	ND	mg/L	0.0020	0.00043	1	02/25/26 11:15	03/12/26 14:36	7440-36-0	
Arsenic	ND	mg/L	0.0020	0.00041	1	02/25/26 11:15	03/12/26 14:36	7440-38-2	
Barium	**0.018**	mg/L	0.0050	0.00056	1	02/25/26 11:15	03/12/26 14:36	7440-39-3	
Beryllium	ND	mg/L	0.00040	0.00015	1	02/25/26 11:15	03/19/26 14:40	7440-41-7	
Boron	**0.0081J**	mg/L	0.040	0.0073	1	02/25/26 11:15	03/19/26 14:40	7440-42-8	
Cadmium	ND	mg/L	0.00050	0.00010	1	02/25/26 11:15	03/12/26 14:36	7440-43-9	
Calcium	**69.5**	mg/L	2.0	0.50	5	02/25/26 11:15	03/12/26 14:41	7440-70-2	
Chromium	**0.00053J**	mg/L	0.0050	0.00024	1	02/25/26 11:15	03/12/26 14:36	7440-47-3	
Cobalt	ND	mg/L	0.0050	0.00012	1	02/25/26 11:15	03/12/26 14:36	7440-48-4	
Copper	ND	mg/L	0.0050	0.00069	1	02/25/26 11:15	03/12/26 14:36	7440-50-8	
Iron	**0.054**	mg/L	0.040	0.016	1	02/25/26 11:15	03/12/26 14:36	7439-89-6	
Lead	ND	mg/L	0.0010	0.00027	1	02/25/26 11:15	03/12/26 14:36	7439-92-1	
Magnesium	**31.2**	mg/L	0.050	0.024	1	02/25/26 11:15	03/12/26 14:36	7439-95-4	
Manganese	ND	mg/L	0.0050	0.0013	1	02/25/26 11:15	03/12/26 14:36	7439-96-5	
Nickel	ND	mg/L	0.0050	0.00092	1	02/25/26 11:15	03/12/26 14:36	7440-02-0	
Potassium	**0.73**	mg/L	0.40	0.13	1	02/25/26 11:15	03/12/26 14:36	7440-09-7	
Selenium	ND	mg/L	0.0050	0.00050	1	02/25/26 11:15	03/12/26 14:36	7782-49-2	
Silver	ND	mg/L	0.0010	0.00021	1	02/25/26 11:15	03/12/26 14:36	7440-22-4	
Sodium	**3.0**	mg/L	0.40	0.083	1	02/25/26 11:15	03/12/26 14:36	7440-23-5	
Thallium	ND	mg/L	0.00050	0.00017	1	02/25/26 11:15	03/12/26 14:36	7440-28-0	
Vanadium	ND	mg/L	0.0050	0.0011	1	02/25/26 11:15	03/12/26 14:36	7440-62-2	
Zinc	**0.0018J**	mg/L	0.010	0.0014	1	02/25/26 11:15	03/12/26 14:36	7440-66-6	
WCOL 7470 Mercury	Analytical Method: EPA 7470A Preparation Method: EPA 7470A Pace Analytical Services - West Columbia								
Mercury	**0.00010J**	mg/L	0.00020	0.000091	1	02/19/26 15:09	02/21/26 18:01	7439-97-6	

REPORT OF LABORATORY ANALYSIS

This report shall not be reproduced, except in full,
without the written consent of Pace Analytical Services, LLC.

Pace Analytical Services, LLC
9800 Kincey Ave. Suite 100
Huntersville, NC 28078
(704)875-9092

ANALYTICAL RESULTS

Project: Bowen LF Cells 3&4
Pace Project No.: 92844150

Sample: BOW-GWC-22R **Lab ID: 92844150015** Collected: 02/13/26 11:48 Received: 02/17/26 12:05 Matrix: Water

Parameters	Results	Units	Report Limit	MDL	DF	Prepared	Analyzed	CAS No.	Qual
2320B Alkalinity	Analytical Method: SM 2320B-2021 Pace Analytical Services - Asheville								
Alkalinity,Bicarbonate (CaCO3)	**168**	mg/L	5.0	5.0	1		02/24/26 17:21		
Alkalinity,Carbonate (CaCO3)	ND	mg/L	5.0	5.0	1		02/24/26 17:21		
Alkalinity, Total as CaCO3	**168**	mg/L	5.0	5.0	1		02/24/26 17:21		
2540C Total Dissolved Solids	Analytical Method: SM 2540C-2020 Pace Analytical Services - Asheville								
Total Dissolved Solids	**162**	mg/L	25.0	25.0	1		02/19/26 09:40		
300.0 IC Anions 28 Days	Analytical Method: EPA 300.0 Rev 2.1 1993 Pace Analytical Services - Asheville								
Chloride	**2.6**	mg/L	1.0	0.60	1		02/18/26 05:47	16887-00-6	
Fluoride	ND	mg/L	0.10	0.050	1		02/18/26 05:47	16984-48-8	
Sulfate	**1.7**	mg/L	1.0	0.50	1		02/18/26 05:47	14808-79-8	
WC 6020B MET ICPMS	Analytical Method: EPA 6020B Preparation Method: EPA 3005A Pace Analytical Services - West Columbia								
Antimony	**0.0027**	mg/L	0.0020	0.00043	1	02/25/26 11:15	03/12/26 14:45	7440-36-0	
Arsenic	**0.0017J**	mg/L	0.0020	0.00041	1	02/25/26 11:15	03/12/26 14:45	7440-38-2	
Barium	**0.031**	mg/L	0.0050	0.00056	1	02/25/26 11:15	03/12/26 14:45	7440-39-3	
Beryllium	ND	mg/L	0.00040	0.00015	1	02/25/26 11:15	03/19/26 14:49	7440-41-7	
Boron	**0.0082J**	mg/L	0.040	0.0073	1	02/25/26 11:15	03/19/26 14:49	7440-42-8	
Cadmium	ND	mg/L	0.00050	0.00010	1	02/25/26 11:15	03/12/26 14:45	7440-43-9	
Calcium	**35.3**	mg/L	0.40	0.10	1	02/25/26 11:15	03/12/26 14:45	7440-70-2	
Chromium	**0.00030J**	mg/L	0.0050	0.00024	1	02/25/26 11:15	03/12/26 14:45	7440-47-3	
Cobalt	**0.00027J**	mg/L	0.0050	0.00012	1	02/25/26 11:15	03/12/26 14:45	7440-48-4	
Copper	**0.0024J**	mg/L	0.0050	0.00069	1	02/25/26 11:15	03/12/26 14:45	7440-50-8	
Iron	**0.53**	mg/L	0.040	0.016	1	02/25/26 11:15	03/12/26 14:45	7439-89-6	
Lead	ND	mg/L	0.0010	0.00027	1	02/25/26 11:15	03/12/26 14:45	7439-92-1	
Magnesium	**17.2**	mg/L	0.050	0.024	1	02/25/26 11:15	03/12/26 14:45	7439-95-4	
Manganese	**0.058**	mg/L	0.0050	0.0013	1	02/25/26 11:15	03/12/26 14:45	7439-96-5	
Nickel	ND	mg/L	0.0050	0.00092	1	02/25/26 11:15	03/12/26 14:45	7440-02-0	
Potassium	**1.7**	mg/L	0.40	0.13	1	02/25/26 11:15	03/12/26 14:45	7440-09-7	
Selenium	ND	mg/L	0.0050	0.00050	1	02/25/26 11:15	03/12/26 14:45	7782-49-2	
Silver	ND	mg/L	0.0010	0.00021	1	02/25/26 11:15	03/12/26 14:45	7440-22-4	
Sodium	**1.8**	mg/L	0.40	0.083	1	02/25/26 11:15	03/12/26 14:45	7440-23-5	
Thallium	ND	mg/L	0.00050	0.00017	1	02/25/26 11:15	03/12/26 14:45	7440-28-0	
Vanadium	**0.0012J**	mg/L	0.0050	0.0011	1	02/25/26 11:15	03/12/26 14:45	7440-62-2	
Zinc	**0.013**	mg/L	0.010	0.0014	1	02/25/26 11:15	03/12/26 14:45	7440-66-6	
WCOL 7470 Mercury	Analytical Method: EPA 7470A Preparation Method: EPA 7470A Pace Analytical Services - West Columbia								
Mercury	ND	mg/L	0.00020	0.000091	1	02/19/26 15:09	02/21/26 18:04	7439-97-6	

REPORT OF LABORATORY ANALYSIS

This report shall not be reproduced, except in full,
without the written consent of Pace Analytical Services, LLC.

Pace Analytical Services, LLC
9800 Kincey Ave. Suite 100
Huntersville, NC 28078
(704)875-9092

ANALYTICAL RESULTS

Project: Bowen LF Cells 3&4
Pace Project No.: 92844150

Sample: BOW-GWC-23R **Lab ID: 92844150016** Collected: 02/13/26 09:56 Received: 02/17/26 12:05 Matrix: Water

Parameters	Results	Units	Report Limit	MDL	DF	Prepared	Analyzed	CAS No.	Qual
2320B Alkalinity	Analytical Method: SM 2320B-2021 Pace Analytical Services - Asheville								
Alkalinity,Bicarbonate (CaCO3)	**334**	mg/L	5.0	5.0	1		02/24/26 17:28		
Alkalinity,Carbonate (CaCO3)	ND	mg/L	5.0	5.0	1		02/24/26 17:28		
Alkalinity, Total as CaCO3	**334**	mg/L	5.0	5.0	1		02/24/26 17:28		
2540C Total Dissolved Solids	Analytical Method: SM 2540C-2020 Pace Analytical Services - Asheville								
Total Dissolved Solids	**382**	mg/L	25.0	25.0	1		02/19/26 09:40		
300.0 IC Anions 28 Days	Analytical Method: EPA 300.0 Rev 2.1 1993 Pace Analytical Services - Asheville								
Chloride	**1.4**	mg/L	1.0	0.60	1		02/18/26 06:33	16887-00-6	
Fluoride	ND	mg/L	0.10	0.050	1		02/18/26 06:33	16984-48-8	
Sulfate	**54.5**	mg/L	1.0	0.50	1		02/18/26 06:33	14808-79-8	
WC 6020B MET ICPMS	Analytical Method: EPA 6020B Preparation Method: EPA 3005A Pace Analytical Services - West Columbia								
Antimony	ND	mg/L	0.0020	0.00043	1	02/25/26 11:15	03/12/26 14:54	7440-36-0	
Arsenic	ND	mg/L	0.0020	0.00041	1	02/25/26 11:15	03/12/26 14:54	7440-38-2	
Barium	**0.022**	mg/L	0.0050	0.00056	1	02/25/26 11:15	03/12/26 14:54	7440-39-3	
Beryllium	ND	mg/L	0.00040	0.00015	1	02/25/26 11:15	03/19/26 14:58	7440-41-7	
Boron	ND	mg/L	0.040	0.0073	1	02/25/26 11:15	03/19/26 14:58	7440-42-8	
Cadmium	ND	mg/L	0.00050	0.00010	1	02/25/26 11:15	03/12/26 14:54	7440-43-9	
Calcium	**77.1**	mg/L	2.0	0.50	5	02/25/26 11:15	03/12/26 14:58	7440-70-2	
Chromium	**0.00046J**	mg/L	0.0050	0.00024	1	02/25/26 11:15	03/12/26 14:54	7440-47-3	
Cobalt	ND	mg/L	0.0050	0.00012	1	02/25/26 11:15	03/12/26 14:54	7440-48-4	
Copper	ND	mg/L	0.0050	0.00069	1	02/25/26 11:15	03/12/26 14:54	7440-50-8	
Iron	**0.066**	mg/L	0.040	0.016	1	02/25/26 11:15	03/12/26 14:54	7439-89-6	
Lead	ND	mg/L	0.0010	0.00027	1	02/25/26 11:15	03/12/26 14:54	7439-92-1	
Magnesium	**33.0**	mg/L	0.050	0.024	1	02/25/26 11:15	03/12/26 14:54	7439-95-4	
Manganese	ND	mg/L	0.0050	0.0013	1	02/25/26 11:15	03/12/26 14:54	7439-96-5	
Nickel	ND	mg/L	0.0050	0.00092	1	02/25/26 11:15	03/12/26 14:54	7440-02-0	
Potassium	**1.0**	mg/L	0.40	0.13	1	02/25/26 11:15	03/12/26 14:54	7440-09-7	
Selenium	ND	mg/L	0.0050	0.00050	1	02/25/26 11:15	03/12/26 14:54	7782-49-2	
Silver	ND	mg/L	0.0010	0.00021	1	02/25/26 11:15	03/12/26 14:54	7440-22-4	
Sodium	**32.5**	mg/L	0.40	0.083	1	02/25/26 11:15	03/12/26 14:54	7440-23-5	
Thallium	**0.00018J**	mg/L	0.00050	0.00017	1	02/25/26 11:15	03/12/26 14:54	7440-28-0	
Vanadium	ND	mg/L	0.0050	0.0011	1	02/25/26 11:15	03/12/26 14:54	7440-62-2	
Zinc	**0.0019J**	mg/L	0.010	0.0014	1	02/25/26 11:15	03/12/26 14:54	7440-66-6	
WCOL 7470 Mercury	Analytical Method: EPA 7470A Preparation Method: EPA 7470A Pace Analytical Services - West Columbia								
Mercury	**0.00018J**	mg/L	0.00020	0.000091	1	02/19/26 15:09	02/21/26 18:06	7439-97-6	

REPORT OF LABORATORY ANALYSIS

This report shall not be reproduced, except in full,
without the written consent of Pace Analytical Services, LLC.

Pace Analytical Services, LLC
9800 Kincey Ave. Suite 100
Huntersville, NC 28078
(704)875-9092

ANALYTICAL RESULTS

Project: Bowen LF Cells 3&4
Pace Project No.: 92844150

Sample: BOW-GWC-25 **Lab ID: 92844150017** Collected: 02/16/26 11:02 Received: 02/17/26 12:05 Matrix: Water

Parameters	Results	Units	Report Limit	MDL	DF	Prepared	Analyzed	CAS No.	Qual
2320B Alkalinity	Analytical Method: SM 2320B-2021 Pace Analytical Services - Asheville								
Alkalinity,Bicarbonate (CaCO3)	**214**	mg/L	5.0	5.0	1		02/24/26 19:49		
Alkalinity,Carbonate (CaCO3)	ND	mg/L	5.0	5.0	1		02/24/26 19:49		
Alkalinity, Total as CaCO3	**214**	mg/L	5.0	5.0	1		02/24/26 19:49		
2540C Total Dissolved Solids	Analytical Method: SM 2540C-2020 Pace Analytical Services - Asheville								
Total Dissolved Solids	**238**	mg/L	25.0	25.0	1		02/19/26 09:42		
300.0 IC Anions 28 Days	Analytical Method: EPA 300.0 Rev 2.1 1993 Pace Analytical Services - Asheville								
Chloride	**12.2**	mg/L	1.0	0.60	1		02/18/26 06:49	16887-00-6	
Fluoride	ND	mg/L	0.10	0.050	1		02/18/26 06:49	16984-48-8	
Sulfate	**10.9**	mg/L	1.0	0.50	1		02/18/26 06:49	14808-79-8	
WC 6020B MET ICPMS	Analytical Method: EPA 6020B Preparation Method: EPA 3005A Pace Analytical Services - West Columbia								
Antimony	ND	mg/L	0.0020	0.00043	1	02/25/26 11:15	03/12/26 15:02	7440-36-0	
Arsenic	ND	mg/L	0.0020	0.00041	1	02/25/26 11:15	03/12/26 15:02	7440-38-2	
Barium	**0.027**	mg/L	0.0050	0.00056	1	02/25/26 11:15	03/12/26 15:02	7440-39-3	
Beryllium	ND	mg/L	0.00040	0.00015	1	02/25/26 11:15	03/19/26 15:06	7440-41-7	
Boron	ND	mg/L	0.040	0.0073	1	02/25/26 11:15	03/19/26 15:06	7440-42-8	
Cadmium	ND	mg/L	0.00050	0.00010	1	02/25/26 11:15	03/12/26 15:02	7440-43-9	
Calcium	**45.6**	mg/L	0.40	0.10	1	02/25/26 11:15	03/12/26 15:02	7440-70-2	
Chromium	**0.00084J**	mg/L	0.0050	0.00024	1	02/25/26 11:15	03/12/26 15:02	7440-47-3	
Cobalt	ND	mg/L	0.0050	0.00012	1	02/25/26 11:15	03/12/26 15:02	7440-48-4	
Copper	ND	mg/L	0.0050	0.00069	1	02/25/26 11:15	03/12/26 15:02	7440-50-8	
Iron	**0.039J**	mg/L	0.040	0.016	1	02/25/26 11:15	03/12/26 15:02	7439-89-6	
Lead	ND	mg/L	0.0010	0.00027	1	02/25/26 11:15	03/12/26 15:02	7439-92-1	
Magnesium	**25.6**	mg/L	0.050	0.024	1	02/25/26 11:15	03/12/26 15:02	7439-95-4	
Manganese	**0.0023J**	mg/L	0.0050	0.0013	1	02/25/26 11:15	03/12/26 15:02	7439-96-5	
Nickel	ND	mg/L	0.0050	0.00092	1	02/25/26 11:15	03/12/26 15:02	7440-02-0	
Potassium	**1.6**	mg/L	0.40	0.13	1	02/25/26 11:15	03/12/26 15:02	7440-09-7	
Selenium	ND	mg/L	0.0050	0.00050	1	02/25/26 11:15	03/12/26 15:02	7782-49-2	
Silver	ND	mg/L	0.0010	0.00021	1	02/25/26 11:15	03/12/26 15:02	7440-22-4	
Sodium	**10**	mg/L	0.40	0.083	1	02/25/26 11:15	03/12/26 15:02	7440-23-5	
Thallium	ND	mg/L	0.00050	0.00017	1	02/25/26 11:15	03/12/26 15:02	7440-28-0	
Vanadium	ND	mg/L	0.0050	0.0011	1	02/25/26 11:15	03/12/26 15:02	7440-62-2	
Zinc	**0.0022J**	mg/L	0.010	0.0014	1	02/25/26 11:15	03/12/26 15:02	7440-66-6	
WCOL 7470 Mercury	Analytical Method: EPA 7470A Preparation Method: EPA 7470A Pace Analytical Services - West Columbia								
Mercury	ND	mg/L	0.00020	0.000091	1	02/19/26 15:09	02/21/26 18:09	7439-97-6	

REPORT OF LABORATORY ANALYSIS

This report shall not be reproduced, except in full,
without the written consent of Pace Analytical Services, LLC.

Pace Analytical Services, LLC
9800 Kincey Ave. Suite 100
Huntersville, NC 28078
(704)875-9092

ANALYTICAL RESULTS

Project: Bowen LF Cells 3&4
Pace Project No.: 92844150

Sample: BOW-GWC-25R **Lab ID: 92844150018** Collected: 02/13/26 11:47 Received: 02/17/26 12:05 Matrix: Water

Parameters	Results	Units	Report Limit	MDL	DF	Prepared	Analyzed	CAS No.	Qual
2320B Alkalinity	Analytical Method: SM 2320B-2021								
	Pace Analytical Services - Asheville								
Alkalinity,Bicarbonate (CaCO3)	**163**	mg/L	5.0	5.0	1		02/24/26 17:37		
Alkalinity,Carbonate (CaCO3)	ND	mg/L	5.0	5.0	1		02/24/26 17:37		
Alkalinity, Total as CaCO3	**163**	mg/L	5.0	5.0	1		02/24/26 17:37		
2540C Total Dissolved Solids	Analytical Method: SM 2540C-2020								
	Pace Analytical Services - Asheville								
Total Dissolved Solids	**151**	mg/L	25.0	25.0	1		02/19/26 09:40		
300.0 IC Anions 28 Days	Analytical Method: EPA 300.0 Rev 2.1 1993								
	Pace Analytical Services - Asheville								
Chloride	**2.3**	mg/L	1.0	0.60	1		02/18/26 07:04	16887-00-6	
Fluoride	ND	mg/L	0.10	0.050	1		02/18/26 07:04	16984-48-8	
Sulfate	**2.1**	mg/L	1.0	0.50	1		02/18/26 07:04	14808-79-8	
WC 6020B MET ICPMS	Analytical Method: EPA 6020B Preparation Method: EPA 3005A								
	Pace Analytical Services - West Columbia								
Antimony	ND	mg/L	0.0020	0.00043	1	02/25/26 11:15	03/12/26 15:07	7440-36-0	
Arsenic	ND	mg/L	0.0020	0.00041	1	02/25/26 11:15	03/12/26 15:07	7440-38-2	
Barium	**0.015**	mg/L	0.0050	0.00056	1	02/25/26 11:15	03/12/26 15:07	7440-39-3	
Beryllium	ND	mg/L	0.00040	0.00015	1	02/25/26 11:15	03/19/26 15:15	7440-41-7	
Boron	ND	mg/L	0.040	0.0073	1	02/25/26 11:15	03/19/26 15:15	7440-42-8	
Cadmium	ND	mg/L	0.00050	0.00010	1	02/25/26 11:15	03/12/26 15:07	7440-43-9	
Calcium	**34.4**	mg/L	0.40	0.10	1	02/25/26 11:15	03/12/26 15:07	7440-70-2	
Chromium	**0.00086J**	mg/L	0.0050	0.00024	1	02/25/26 11:15	03/12/26 15:07	7440-47-3	
Cobalt	ND	mg/L	0.0050	0.00012	1	02/25/26 11:15	03/12/26 15:07	7440-48-4	
Copper	ND	mg/L	0.0050	0.00069	1	02/25/26 11:15	03/12/26 15:07	7440-50-8	
Iron	**0.025J**	mg/L	0.040	0.016	1	02/25/26 11:15	03/12/26 15:07	7439-89-6	
Lead	ND	mg/L	0.0010	0.00027	1	02/25/26 11:15	03/12/26 15:07	7439-92-1	
Magnesium	**17.0**	mg/L	0.050	0.024	1	02/25/26 11:15	03/12/26 15:07	7439-95-4	
Manganese	ND	mg/L	0.0050	0.0013	1	02/25/26 11:15	03/12/26 15:07	7439-96-5	
Nickel	ND	mg/L	0.0050	0.00092	1	02/25/26 11:15	03/12/26 15:07	7440-02-0	
Potassium	**0.69**	mg/L	0.40	0.13	1	02/25/26 11:15	03/12/26 15:07	7440-09-7	
Selenium	ND	mg/L	0.0050	0.00050	1	02/25/26 11:15	03/12/26 15:07	7782-49-2	
Silver	ND	mg/L	0.0010	0.00021	1	02/25/26 11:15	03/12/26 15:07	7440-22-4	
Sodium	**1.3**	mg/L	0.40	0.083	1	02/25/26 11:15	03/12/26 15:07	7440-23-5	
Thallium	ND	mg/L	0.00050	0.00017	1	02/25/26 11:15	03/12/26 15:07	7440-28-0	
Vanadium	ND	mg/L	0.0050	0.0011	1	02/25/26 11:15	03/12/26 15:07	7440-62-2	
Zinc	ND	mg/L	0.010	0.0014	1	02/25/26 11:15	03/12/26 15:07	7440-66-6	
WCOL 7470 Mercury	Analytical Method: EPA 7470A Preparation Method: EPA 7470A								
	Pace Analytical Services - West Columbia								
Mercury	ND	mg/L	0.00020	0.000091	1	02/19/26 15:09	02/21/26 18:16	7439-97-6	

REPORT OF LABORATORY ANALYSIS

This report shall not be reproduced, except in full,
without the written consent of Pace Analytical Services, LLC.

Pace Analytical Services, LLC
9800 Kincey Ave. Suite 100
Huntersville, NC 28078
(704)875-9092

ANALYTICAL RESULTS

Project: Bowen LF Cells 3&4
Pace Project No.: 92844150

Sample: BOW-LF3-4-FD-06 **Lab ID: 92844150019** Collected: 02/16/26 00:00 Received: 02/17/26 12:05 Matrix: Water

Parameters	Results	Units	Report Limit	MDL	DF	Prepared	Analyzed	CAS No.	Qual
2540C Total Dissolved Solids	Analytical Method: SM 2540C-2020 Pace Analytical Services - Asheville								
Total Dissolved Solids	**245**	mg/L	25.0	25.0	1		02/19/26 09:42		
300.0 IC Anions 28 Days	Analytical Method: EPA 300.0 Rev 2.1 1993 Pace Analytical Services - Asheville								
Chloride	**12.3**	mg/L	1.0	0.60	1		02/18/26 07:20	16887-00-6	
Fluoride	ND	mg/L	0.10	0.050	1		02/18/26 07:20	16984-48-8	
Sulfate	**11.0**	mg/L	1.0	0.50	1		02/18/26 07:20	14808-79-8	
WC 6020B MET ICPMS	Analytical Method: EPA 6020B Preparation Method: EPA 3005A Pace Analytical Services - West Columbia								
Antimony	ND	mg/L	0.0020	0.00043	1	02/25/26 11:15	03/12/26 15:24	7440-36-0	
Arsenic	ND	mg/L	0.0020	0.00041	1	02/25/26 11:15	03/12/26 15:24	7440-38-2	
Barium	**0.027**	mg/L	0.0050	0.00056	1	02/25/26 11:15	03/12/26 15:24	7440-39-3	
Beryllium	ND	mg/L	0.00040	0.00015	1	02/25/26 11:15	03/19/26 15:23	7440-41-7	
Boron	ND	mg/L	0.040	0.0073	1	02/25/26 11:15	03/19/26 15:23	7440-42-8	
Cadmium	ND	mg/L	0.00050	0.00010	1	02/25/26 11:15	03/12/26 15:24	7440-43-9	
Calcium	**45.4**	mg/L	0.40	0.10	1	02/25/26 11:15	03/12/26 15:24	7440-70-2	
Chromium	**0.00073J**	mg/L	0.0050	0.00024	1	02/25/26 11:15	03/12/26 15:24	7440-47-3	
Cobalt	ND	mg/L	0.0050	0.00012	1	02/25/26 11:15	03/12/26 15:24	7440-48-4	
Copper	ND	mg/L	0.0050	0.00069	1	02/25/26 11:15	03/12/26 15:24	7440-50-8	
Lead	ND	mg/L	0.0010	0.00027	1	02/25/26 11:15	03/12/26 15:24	7439-92-1	
Nickel	ND	mg/L	0.0050	0.00092	1	02/25/26 11:15	03/12/26 15:24	7440-02-0	
Selenium	ND	mg/L	0.0050	0.00050	1	02/25/26 11:15	03/12/26 15:24	7782-49-2	
Silver	ND	mg/L	0.0010	0.00021	1	02/25/26 11:15	03/12/26 15:24	7440-22-4	
Thallium	ND	mg/L	0.00050	0.00017	1	02/25/26 11:15	03/12/26 15:24	7440-28-0	
Vanadium	ND	mg/L	0.0050	0.0011	1	02/25/26 11:15	03/12/26 15:24	7440-62-2	
Zinc	ND	mg/L	0.010	0.0014	1	02/25/26 11:15	03/12/26 15:24	7440-66-6	
WCOL 7470 Mercury	Analytical Method: EPA 7470A Preparation Method: EPA 7470A Pace Analytical Services - West Columbia								
Mercury	ND	mg/L	0.00020	0.000091	1	02/19/26 15:09	02/21/26 18:19	7439-97-6	

REPORT OF LABORATORY ANALYSIS

This report shall not be reproduced, except in full,
without the written consent of Pace Analytical Services, LLC.

Pace Analytical Services, LLC
9800 Kincey Ave. Suite 100
Huntersville, NC 28078
(704)875-9092

ANALYTICAL RESULTS

Project: Bowen LF Cells 3&4
Pace Project No.: 92844150

Sample: BOW-LF3-4-FB-06 **Lab ID: 92844150020** Collected: 02/16/26 15:56 Received: 02/17/26 12:05 Matrix: Water

Parameters	Results	Units	Report Limit	MDL	DF	Prepared	Analyzed	CAS No.	Qual
2540C Total Dissolved Solids	Analytical Method: SM 2540C-2020 Pace Analytical Services - Asheville								
Total Dissolved Solids	ND	mg/L	25.0	25.0	1		02/19/26 09:42		
300.0 IC Anions 28 Days	Analytical Method: EPA 300.0 Rev 2.1 1993 Pace Analytical Services - Asheville								
Chloride	ND	mg/L	1.0	0.60	1		02/17/26 23:21	16887-00-6	
Fluoride	ND	mg/L	0.10	0.050	1		02/17/26 23:21	16984-48-8	
Sulfate	ND	mg/L	1.0	0.50	1		02/17/26 23:21	14808-79-8	
WC 6020B MET ICPMS	Analytical Method: EPA 6020B Preparation Method: EPA 3005A Pace Analytical Services - West Columbia								
Antimony	ND	mg/L	0.0020	0.00043	1	02/25/26 11:15	03/12/26 15:28	7440-36-0	
Arsenic	ND	mg/L	0.0020	0.00041	1	02/25/26 11:15	03/12/26 15:28	7440-38-2	
Barium	ND	mg/L	0.0050	0.00056	1	02/25/26 11:15	03/12/26 15:28	7440-39-3	
Beryllium	ND	mg/L	0.00040	0.00015	1	02/25/26 11:15	03/19/26 15:32	7440-41-7	
Boron	ND	mg/L	0.040	0.0073	1	02/25/26 11:15	03/19/26 15:32	7440-42-8	
Cadmium	ND	mg/L	0.00050	0.00010	1	02/25/26 11:15	03/12/26 15:28	7440-43-9	
Calcium	ND	mg/L	0.40	0.10	1	02/25/26 11:15	03/12/26 15:28	7440-70-2	
Chromium	ND	mg/L	0.0050	0.00024	1	02/25/26 11:15	03/12/26 15:28	7440-47-3	
Cobalt	ND	mg/L	0.0050	0.00012	1	02/25/26 11:15	03/12/26 15:28	7440-48-4	
Copper	ND	mg/L	0.0050	0.00069	1	02/25/26 11:15	03/12/26 15:28	7440-50-8	
Lead	ND	mg/L	0.0010	0.00027	1	02/25/26 11:15	03/12/26 15:28	7439-92-1	
Nickel	ND	mg/L	0.0050	0.00092	1	02/25/26 11:15	03/12/26 15:28	7440-02-0	
Selenium	ND	mg/L	0.0050	0.00050	1	02/25/26 11:15	03/12/26 15:28	7782-49-2	
Silver	ND	mg/L	0.0010	0.00021	1	02/25/26 11:15	03/12/26 15:28	7440-22-4	
Thallium	ND	mg/L	0.00050	0.00017	1	02/25/26 11:15	03/12/26 15:28	7440-28-0	
Vanadium	ND	mg/L	0.0050	0.0011	1	02/25/26 11:15	03/12/26 15:28	7440-62-2	
Zinc	ND	mg/L	0.010	0.0014	1	02/25/26 11:15	03/12/26 15:28	7440-66-6	
WCOL 7470 Mercury	Analytical Method: EPA 7470A Preparation Method: EPA 7470A Pace Analytical Services - West Columbia								
Mercury	ND	mg/L	0.00020	0.000091	1	02/19/26 15:09	02/21/26 18:21	7439-97-6	

REPORT OF LABORATORY ANALYSIS

This report shall not be reproduced, except in full,
without the written consent of Pace Analytical Services, LLC.

Pace Analytical Services, LLC
9800 Kincey Ave. Suite 100
Huntersville, NC 28078
(704)875-9092

ANALYTICAL RESULTS

Project: Bowen LF Cells 3&4
Pace Project No.: 92844150

Sample: BOW-LF3-4-EB-06 **Lab ID: 92844150021** Collected: 02/16/26 16:00 Received: 02/17/26 12:05 Matrix: Water

Parameters	Results	Units	Report Limit	MDL	DF	Prepared	Analyzed	CAS No.	Qual
2540C Total Dissolved Solids	Analytical Method: SM 2540C-2020 Pace Analytical Services - Asheville								
Total Dissolved Solids	ND	mg/L	25.0	25.0	1		02/19/26 09:42		
300.0 IC Anions 28 Days	Analytical Method: EPA 300.0 Rev 2.1 1993 Pace Analytical Services - Asheville								
Chloride	ND	mg/L	1.0	0.60	1		02/17/26 23:37	16887-00-6	
Fluoride	ND	mg/L	0.10	0.050	1		02/17/26 23:37	16984-48-8	
Sulfate	ND	mg/L	1.0	0.50	1		02/17/26 23:37	14808-79-8	
WC 6020B MET ICPMS	Analytical Method: EPA 6020B Preparation Method: EPA 3005A Pace Analytical Services - West Columbia								
Antimony	ND	mg/L	0.0020	0.00043	1	02/25/26 11:15	03/12/26 15:32	7440-36-0	
Arsenic	ND	mg/L	0.0020	0.00041	1	02/25/26 11:15	03/12/26 15:32	7440-38-2	
Barium	ND	mg/L	0.0050	0.00056	1	02/25/26 11:15	03/12/26 15:32	7440-39-3	
Beryllium	ND	mg/L	0.00040	0.00015	1	02/25/26 11:15	03/19/26 15:58	7440-41-7	
Boron	ND	mg/L	0.040	0.0073	1	02/25/26 11:15	03/19/26 15:58	7440-42-8	
Cadmium	ND	mg/L	0.00050	0.00010	1	02/25/26 11:15	03/12/26 15:32	7440-43-9	
Calcium	ND	mg/L	0.40	0.10	1	02/25/26 11:15	03/12/26 15:32	7440-70-2	
Chromium	**0.00031J**	mg/L	0.0050	0.00024	1	02/25/26 11:15	03/12/26 15:32	7440-47-3	
Cobalt	ND	mg/L	0.0050	0.00012	1	02/25/26 11:15	03/12/26 15:32	7440-48-4	
Copper	ND	mg/L	0.0050	0.00069	1	02/25/26 11:15	03/12/26 15:32	7440-50-8	
Lead	ND	mg/L	0.0010	0.00027	1	02/25/26 11:15	03/12/26 15:32	7439-92-1	
Nickel	ND	mg/L	0.0050	0.00092	1	02/25/26 11:15	03/12/26 15:32	7440-02-0	
Selenium	ND	mg/L	0.0050	0.00050	1	02/25/26 11:15	03/12/26 15:32	7782-49-2	
Silver	ND	mg/L	0.0010	0.00021	1	02/25/26 11:15	03/12/26 15:32	7440-22-4	
Thallium	ND	mg/L	0.00050	0.00017	1	02/25/26 11:15	03/12/26 15:32	7440-28-0	
Vanadium	ND	mg/L	0.0050	0.0011	1	02/25/26 11:15	03/12/26 15:32	7440-62-2	
Zinc	**0.0019J**	mg/L	0.010	0.0014	1	02/25/26 11:15	03/12/26 15:32	7440-66-6	
WCOL 7470 Mercury	Analytical Method: EPA 7470A Preparation Method: EPA 7470A Pace Analytical Services - West Columbia								
Mercury	**0.000099J**	mg/L	0.00020	0.000091	1	02/19/26 15:09	02/21/26 18:24	7439-97-6	

REPORT OF LABORATORY ANALYSIS

This report shall not be reproduced, except in full,
without the written consent of Pace Analytical Services, LLC.

Pace Analytical Services, LLC
9800 Kincey Ave. Suite 100
Huntersville, NC 28078
(704)875-9092

ANALYTICAL RESULTS

Project: Bowen LF Cells 3&4
Pace Project No.: 92844150

Sample: BOW-GWC-21R **Lab ID: 92844150022** Collected: 02/17/26 09:56 Received: 02/20/26 15:05 Matrix: Water

Parameters	Results	Units	Report Limit	MDL	DF	Prepared	Analyzed	CAS No.	Qual
2320B Alkalinity	Analytical Method: SM 2320B-2021 Pace Analytical Services - Asheville								
Alkalinity,Bicarbonate (CaCO3)	**314**	mg/L	5.0	5.0	1		03/03/26 17:16		
Alkalinity,Carbonate (CaCO3)	ND	mg/L	5.0	5.0	1		03/03/26 17:16		
Alkalinity, Total as CaCO3	**314**	mg/L	5.0	5.0	1		03/03/26 17:16		
2540C Total Dissolved Solids	Analytical Method: SM 2540C-2020 Pace Analytical Services - Asheville								
Total Dissolved Solids	**290**	mg/L	25.0	25.0	1		02/24/26 02:56		
300.0 IC Anions 28 Days	Analytical Method: EPA 300.0 Rev 2.1 1993 Pace Analytical Services - Asheville								
Chloride	**3.3**	mg/L	1.0	0.60	1		02/24/26 13:13	16887-00-6	
Fluoride	ND	mg/L	0.10	0.050	1		02/24/26 13:13	16984-48-8	
Sulfate	**4.6**	mg/L	1.0	0.50	1		02/24/26 13:13	14808-79-8	
WC 6020B MET ICPMS	Analytical Method: EPA 6020B Preparation Method: EPA 3005A Pace Analytical Services - West Columbia								
Antimony	**0.00045J**	mg/L	0.0020	0.00043	1	02/25/26 11:38	03/06/26 09:35	7440-36-0	
Arsenic	**0.00088J**	mg/L	0.0020	0.00041	1	02/25/26 11:38	03/06/26 09:35	7440-38-2	
Barium	**0.024**	mg/L	0.0050	0.00056	1	02/25/26 11:38	03/06/26 09:35	7440-39-3	
Beryllium	ND	mg/L	0.00040	0.00015	1	02/25/26 11:38	03/06/26 09:35	7440-41-7	
Boron	ND	mg/L	0.040	0.0073	1	02/25/26 11:38	03/06/26 09:35	7440-42-8	
Cadmium	ND	mg/L	0.00050	0.00010	1	02/25/26 11:38	03/06/26 09:35	7440-43-9	
Calcium	**68.6**	mg/L	2.0	0.50	5	02/25/26 11:38	03/10/26 12:03	7440-70-2	
Chromium	**0.0021J**	mg/L	0.0050	0.00024	1	02/25/26 11:38	03/06/26 09:35	7440-47-3	
Cobalt	ND	mg/L	0.0050	0.00012	1	02/25/26 11:38	03/06/26 09:35	7440-48-4	
Copper	**0.00080J**	mg/L	0.0050	0.00069	1	02/25/26 11:38	03/06/26 09:35	7440-50-8	
Iron	**0.092**	mg/L	0.040	0.016	1	02/25/26 11:38	03/06/26 09:35	7439-89-6	
Lead	ND	mg/L	0.0010	0.00027	1	02/25/26 11:38	03/06/26 09:35	7439-92-1	
Magnesium	**37.3**	mg/L	0.25	0.12	5	02/25/26 11:38	03/10/26 12:03	7439-95-4	
Manganese	ND	mg/L	0.0050	0.0013	1	02/25/26 11:38	03/06/26 09:35	7439-96-5	
Nickel	**0.0011J**	mg/L	0.0050	0.00092	1	02/25/26 11:38	03/06/26 09:35	7440-02-0	
Potassium	**1.0**	mg/L	0.40	0.13	1	02/25/26 11:38	03/06/26 09:35	7440-09-7	
Selenium	ND	mg/L	0.0050	0.00050	1	02/25/26 11:38	03/06/26 09:35	7782-49-2	
Silver	ND	mg/L	0.0010	0.00021	1	02/25/26 11:38	03/06/26 09:35	7440-22-4	
Sodium	**1.5**	mg/L	0.40	0.083	1	02/25/26 11:38	03/06/26 09:35	7440-23-5	
Thallium	**0.00022J**	mg/L	0.00050	0.00017	1	02/25/26 11:38	03/06/26 09:35	7440-28-0	
Vanadium	ND	mg/L	0.0050	0.0011	1	02/25/26 11:38	03/06/26 09:35	7440-62-2	
Zinc	**0.0037J**	mg/L	0.010	0.0014	1	02/25/26 11:38	03/06/26 09:35	7440-66-6	
WCOL 7470 Mercury	Analytical Method: EPA 7470A Preparation Method: EPA 7470A Pace Analytical Services - West Columbia								
Mercury	ND	mg/L	0.00020	0.000091	1	02/25/26 15:18	02/25/26 21:36	7439-97-6	

REPORT OF LABORATORY ANALYSIS

This report shall not be reproduced, except in full,
without the written consent of Pace Analytical Services, LLC.

Pace Analytical Services, LLC
9800 Kincey Ave. Suite 100
Huntersville, NC 28078
(704)875-9092

QUALITY CONTROL DATA

Project: Bowen LF Cells 3&4
Pace Project No.: 92844150

QC Batch: 992747 | Analysis Method: SM 2320B-2021
QC Batch Method: SM 2320B-2021 | Analysis Description: 2320B Alkalinity
Laboratory: Pace Analytical Services - Asheville
Associated Lab Samples: 92844150001, 92844150002, 92844150003, 92844150004, 92844150005, 92844150006, 92844150007, 92844150008, 92844150009, 92844150013, 92844150014

METHOD BLANK: 5103066 Matrix: Water
Associated Lab Samples: 92844150001, 92844150002, 92844150003, 92844150004, 92844150005, 92844150006, 92844150007, 92844150008, 92844150009, 92844150013, 92844150014

Parameter	Units	Blank Result	Reporting Limit	MDL	Analyzed	Qualifiers
Alkalinity, Total as CaCO3	mg/L	ND	5.0	5.0	02/24/26 11:25	
Alkalinity,Bicarbonate (CaCO3)	mg/L	ND	5.0	5.0	02/24/26 11:25	
Alkalinity,Carbonate (CaCO3)	mg/L	ND	5.0	5.0	02/24/26 11:25	

LABORATORY CONTROL SAMPLE: 5103067

Parameter	Units	Spike Conc.	LCS Result	LCS % Rec	% Rec Limits	Qualifiers
Alkalinity, Total as CaCO3	mg/L	50	50.7	101	80-120	

LABORATORY CONTROL SAMPLE: 5103068

Parameter	Units	Spike Conc.	LCS Result	LCS % Rec	% Rec Limits	Qualifiers
Alkalinity, Total as CaCO3	mg/L	50	50.6	101	80-120	

MATRIX SPIKE & MATRIX SPIKE DUPLICATE: 5103069 5103070

Parameter	Units	92845472002 Result	MS Spike Conc.	MSD Spike Conc.	MS Result	MSD Result	MS % Rec	MSD % Rec	% Rec Limits	RPD	Max RPD	Qual
Alkalinity, Total as CaCO3	mg/L	83.3	50	50	132	132	97	97	80-120	0	25	

MATRIX SPIKE & MATRIX SPIKE DUPLICATE: 5103071 5103072

Parameter	Units	92845472008 Result	MS Spike Conc.	MSD Spike Conc.	MS Result	MSD Result	MS % Rec	MSD % Rec	% Rec Limits	RPD	Max RPD	Qual
Alkalinity, Total as CaCO3	mg/L	ND	50	50	34.0	34.3	68	69	80-120	1	25	M1

Results presented on this page are in the units indicated by the "Units" column except where an alternate unit is presented to the right of the result.

REPORT OF LABORATORY ANALYSIS

This report shall not be reproduced, except in full,
without the written consent of Pace Analytical Services, LLC.

Pace Analytical Services, LLC
9800 Kincey Ave. Suite 100
Huntersville, NC 28078
(704)875-9092

QUALITY CONTROL DATA

Project: Bowen LF Cells 3&4
Pace Project No.: 92844150

QC Batch: 992749
QC Batch Method: SM 2320B-2021
Analysis Method: SM 2320B-2021
Analysis Description: 2320B Alkalinity
Laboratory: Pace Analytical Services - Asheville
Associated Lab Samples: 92844150015, 92844150016, 92844150018

METHOD BLANK: 5103075 Matrix: Water
Associated Lab Samples: 92844150015, 92844150016, 92844150018

Parameter	Units	Blank Result	Reporting Limit	MDL	Analyzed	Qualifiers
Alkalinity, Total as CaCO3	mg/L	ND	5.0	5.0	02/24/26 14:40	
Alkalinity,Bicarbonate (CaCO3)	mg/L	ND	5.0	5.0	02/24/26 14:40	
Alkalinity,Carbonate (CaCO3)	mg/L	ND	5.0	5.0	02/24/26 14:40	

LABORATORY CONTROL SAMPLE: 5103076

Parameter	Units	Spike Conc.	LCS Result	LCS % Rec	% Rec Limits	Qualifiers
Alkalinity, Total as CaCO3	mg/L	50	51.0	102	80-120	

LABORATORY CONTROL SAMPLE: 5103077

Parameter	Units	Spike Conc.	LCS Result	LCS % Rec	% Rec Limits	Qualifiers
Alkalinity, Total as CaCO3	mg/L	50	51.3	103	80-120	

MATRIX SPIKE & MATRIX SPIKE DUPLICATE: 5103078 5103079

Parameter	Units	92845222001 Result	MS Spike Conc.	MSD Spike Conc.	MS Result	MSD Result	MS % Rec	MSD % Rec	% Rec Limits	RPD	Max RPD	Qual
Alkalinity, Total as CaCO3	mg/L	69.9	50	50	122	121	104	102	80-120	1	25	

MATRIX SPIKE & MATRIX SPIKE DUPLICATE: 5103080 5103081

Parameter	Units	92845222002 Result	MS Spike Conc.	MSD Spike Conc.	MS Result	MSD Result	MS % Rec	MSD % Rec	% Rec Limits	RPD	Max RPD	Qual
Alkalinity, Total as CaCO3	mg/L	75.6	50	50	129	128	106	104	80-120	1	25	

Results presented on this page are in the units indicated by the "Units" column except where an alternate unit is presented to the right of the result.

REPORT OF LABORATORY ANALYSIS

This report shall not be reproduced, except in full,
without the written consent of Pace Analytical Services, LLC.

Pace Analytical Services, LLC
9800 Kincey Ave. Suite 100
Huntersville, NC 28078
(704)875-9092

QUALITY CONTROL DATA

Project: Bowen LF Cells 3&4
Pace Project No.: 92844150

QC Batch: 992820
QC Batch Method: SM 2320B-2021
Analysis Method: SM 2320B-2021
Analysis Description: 2320B Alkalinity
Laboratory: Pace Analytical Services - Asheville
Associated Lab Samples: 92844150017

METHOD BLANK: 5103502 Matrix: Water
Associated Lab Samples: 92844150017

Parameter	Units	Blank Result	Reporting Limit	MDL	Analyzed	Qualifiers
Alkalinity, Total as CaCO3	mg/L	ND	5.0	5.0	02/24/26 18:15	
Alkalinity,Bicarbonate (CaCO3)	mg/L	ND	5.0	5.0	02/24/26 18:15	
Alkalinity,Carbonate (CaCO3)	mg/L	ND	5.0	5.0	02/24/26 18:15	

LABORATORY CONTROL SAMPLE: 5103503

Parameter	Units	Spike Conc.	LCS Result	LCS % Rec	% Rec Limits	Qualifiers
Alkalinity, Total as CaCO3	mg/L	50	51.1	102	80-120	

LABORATORY CONTROL SAMPLE: 5103504

Parameter	Units	Spike Conc.	LCS Result	LCS % Rec	% Rec Limits	Qualifiers
Alkalinity, Total as CaCO3	mg/L	50	51.4	103	80-120	

MATRIX SPIKE & MATRIX SPIKE DUPLICATE: 5103505 5103506

Parameter	Units	92844468010 Result	MS Spike Conc.	MSD Spike Conc.	MS Result	MSD Result	MS % Rec	MSD % Rec	% Rec Limits	RPD	Max RPD	Qual
Alkalinity, Total as CaCO3	mg/L	18.2	50	50	69.5	70.6	103	105	80-120	1	25	

MATRIX SPIKE & MATRIX SPIKE DUPLICATE: 5103507 5103508

Parameter	Units	92845013001 Result	MS Spike Conc.	MSD Spike Conc.	MS Result	MSD Result	MS % Rec	MSD % Rec	% Rec Limits	RPD	Max RPD	Qual
Alkalinity, Total as CaCO3	mg/L	34.3	50	50	83.9	84.6	99	101	80-120	1	25	

Results presented on this page are in the units indicated by the "Units" column except where an alternate unit is presented to the right of the result.

REPORT OF LABORATORY ANALYSIS

This report shall not be reproduced, except in full,
without the written consent of Pace Analytical Services, LLC.

Pace Analytical Services, LLC
9800 Kincey Ave. Suite 100
Huntersville, NC 28078
(704)875-9092

QUALITY CONTROL DATA

Project: Bowen LF Cells 3&4
Pace Project No.: 92844150

QC Batch: 993999
QC Batch Method: SM 2320B-2021
Analysis Method: SM 2320B-2021
Analysis Description: 2320B Alkalinity
Laboratory: Pace Analytical Services - Asheville
Associated Lab Samples: 92844150022

METHOD BLANK: 5110023 Matrix: Water
Associated Lab Samples: 92844150022

Parameter	Units	Blank Result	Reporting Limit	MDL	Analyzed	Qualifiers
Alkalinity, Total as CaCO3	mg/L	ND	5.0	5.0	03/03/26 14:35	
Alkalinity,Bicarbonate (CaCO3)	mg/L	ND	5.0	5.0	03/03/26 14:35	
Alkalinity,Carbonate (CaCO3)	mg/L	ND	5.0	5.0	03/03/26 14:35	

LABORATORY CONTROL SAMPLE: 5110024

Parameter	Units	Spike Conc.	LCS Result	LCS % Rec	% Rec Limits	Qualifiers
Alkalinity, Total as CaCO3	mg/L	50	52.3	105	80-120	

LABORATORY CONTROL SAMPLE: 5110025

Parameter	Units	Spike Conc.	LCS Result	LCS % Rec	% Rec Limits	Qualifiers
Alkalinity, Total as CaCO3	mg/L	50	52.3	105	80-120	

MATRIX SPIKE & MATRIX SPIKE DUPLICATE: 5110026 5110027

Parameter	Units	92844675002 Result	MS Spike Conc.	MSD Spike Conc.	MS Result	MSD Result	MS % Rec	MSD % Rec	% Rec Limits	RPD	Max RPD	Qual
Alkalinity, Total as CaCO3	mg/L	186	50	50	237	243	102	115	80-120	3	25	

MATRIX SPIKE & MATRIX SPIKE DUPLICATE: 5110028 5110029

Parameter	Units	92844695001 Result	MS Spike Conc.	MSD Spike Conc.	MS Result	MSD Result	MS % Rec	MSD % Rec	% Rec Limits	RPD	Max RPD	Qual
Alkalinity, Total as CaCO3	mg/L	45.8	50	50	98.2	99.0	105	106	80-120	1	25	

Results presented on this page are in the units indicated by the "Units" column except where an alternate unit is presented to the right of the result.

REPORT OF LABORATORY ANALYSIS

This report shall not be reproduced, except in full,
without the written consent of Pace Analytical Services, LLC.

Pace Analytical Services, LLC
9800 Kincey Ave. Suite 100
Huntersville, NC 28078
(704)875-9092

QUALITY CONTROL DATA

Project: Bowen LF Cells 3&4
Pace Project No.: 92844150

QC Batch: 991094
QC Batch Method: SM 2540C-2020
Analysis Method: SM 2540C-2020
Analysis Description: 2540C Total Dissolved Solids
Laboratory: Pace Analytical Services - Asheville
Associated Lab Samples: 92844150001, 92844150002, 92844150003, 92844150004

METHOD BLANK: 5094446 Matrix: Water
Associated Lab Samples: 92844150001, 92844150002, 92844150003, 92844150004

Parameter	Units	Blank Result	Reporting Limit	MDL	Analyzed	Qualifiers
Total Dissolved Solids	mg/L	ND	25.0	25.0	02/16/26 17:17	

LABORATORY CONTROL SAMPLE: 5094447

Parameter	Units	Spike Conc.	LCS Result	LCS % Rec	% Rec Limits	Qualifiers
Total Dissolved Solids	mg/L	250	254	102	90-110	

SAMPLE DUPLICATE: 5094448

Parameter	Units	92843817003 Result	Dup Result	RPD	Max RPD	Qualifiers
Total Dissolved Solids	mg/L	33.0	31.0	6	25	

SAMPLE DUPLICATE: 5094449

Parameter	Units	92843929001 Result	Dup Result	RPD	Max RPD	Qualifiers
Total Dissolved Solids	mg/L	984	978	1	25	

Results presented on this page are in the units indicated by the "Units" column except where an alternate unit is presented to the right of the result.

REPORT OF LABORATORY ANALYSIS

This report shall not be reproduced, except in full,
without the written consent of Pace Analytical Services, LLC.

Pace Analytical Services, LLC
9800 Kincey Ave. Suite 100
Huntersville, NC 28078
(704)875-9092

QUALITY CONTROL DATA

Project: Bowen LF Cells 3&4
Pace Project No.: 92844150

QC Batch: 991097 | Analysis Method: SM 2540C-2020
QC Batch Method: SM 2540C-2020 | Analysis Description: 2540C Total Dissolved Solids
Laboratory: Pace Analytical Services - Asheville
Associated Lab Samples: 92844150006, 92844150007, 92844150008, 92844150009, 92844150010, 92844150011, 92844150012

METHOD BLANK: 5094454 Matrix: Water
Associated Lab Samples: 92844150006, 92844150007, 92844150008, 92844150009, 92844150010, 92844150011, 92844150012

Parameter	Units	Blank Result	Reporting Limit	MDL	Analyzed	Qualifiers
Total Dissolved Solids	mg/L	ND	25.0	25.0	02/16/26 17:05	

LABORATORY CONTROL SAMPLE: 5094455

Parameter	Units	Spike Conc.	LCS Result	LCS % Rec	% Rec Limits	Qualifiers
Total Dissolved Solids	mg/L	250	248	99	90-110	

SAMPLE DUPLICATE: 5094456

Parameter	Units	92844150006 Result	Dup Result	RPD	Max RPD	Qualifiers
Total Dissolved Solids	mg/L	137	140	2	25	

SAMPLE DUPLICATE: 5094457

Parameter	Units	92844129001 Result	Dup Result	RPD	Max RPD	Qualifiers
Total Dissolved Solids	mg/L	<25.0	ND		25	

Results presented on this page are in the units indicated by the "Units" column except where an alternate unit is presented to the right of the result.

REPORT OF LABORATORY ANALYSIS

This report shall not be reproduced, except in full,
without the written consent of Pace Analytical Services, LLC.

Pace Analytical Services, LLC
9800 Kincey Ave. Suite 100
Huntersville, NC 28078
(704)875-9092

QUALITY CONTROL DATA

Project: Bowen LF Cells 3&4
Pace Project No.: 92844150

QC Batch: 991663 | Analysis Method: SM 2540C-2020
QC Batch Method: SM 2540C-2020 | Analysis Description: 2540C Total Dissolved Solids
Laboratory: Pace Analytical Services - Asheville
Associated Lab Samples: 92844150013, 92844150014, 92844150015, 92844150016, 92844150017, 92844150018, 92844150019, 92844150020, 92844150021

METHOD BLANK: 5097687 Matrix: Water
Associated Lab Samples: 92844150013, 92844150014, 92844150015, 92844150016, 92844150017, 92844150018, 92844150019, 92844150020, 92844150021

Parameter	Units	Blank Result	Reporting Limit	MDL	Analyzed	Qualifiers
Total Dissolved Solids	mg/L	ND	25.0	25.0	02/19/26 09:39	

LABORATORY CONTROL SAMPLE: 5097688

Parameter	Units	Spike Conc.	LCS Result	LCS % Rec	% Rec Limits	Qualifiers
Total Dissolved Solids	mg/L	250	248	99	90-110	

SAMPLE DUPLICATE: 5097690

Parameter	Units	92844293003 Result	Dup Result	RPD	Max RPD	Qualifiers
Total Dissolved Solids	mg/L	93.0	88.0	6	25	

SAMPLE DUPLICATE: 5097733

Parameter	Units	92844069001 Result	Dup Result	RPD	Max RPD	Qualifiers
Total Dissolved Solids	mg/L	2700	2680	1	25	

Results presented on this page are in the units indicated by the "Units" column except where an alternate unit is presented to the right of the result.

REPORT OF LABORATORY ANALYSIS

This report shall not be reproduced, except in full,
without the written consent of Pace Analytical Services, LLC.

Pace Analytical Services, LLC
9800 Kincey Ave. Suite 100
Huntersville, NC 28078
(704)875-9092

QUALITY CONTROL DATA

Project: Bowen LF Cells 3&4
Pace Project No.: 92844150

QC Batch: 991664
QC Batch Method: SM 2540C-2020
Analysis Method: SM 2540C-2020
Analysis Description: 2540C Total Dissolved Solids
Laboratory: Pace Analytical Services - Asheville
Associated Lab Samples: 92844150005

METHOD BLANK: 5097691 Matrix: Water
Associated Lab Samples: 92844150005

Parameter	Units	Blank Result	Reporting Limit	MDL	Analyzed	Qualifiers
Total Dissolved Solids	mg/L	ND	25.0	25.0	02/19/26 02:29	

LABORATORY CONTROL SAMPLE: 5097692

Parameter	Units	Spike Conc.	LCS Result	LCS % Rec	% Rec Limits	Qualifiers
Total Dissolved Solids	mg/L	250	252	101	90-110	

SAMPLE DUPLICATE: 5097693

Parameter	Units	92844564003 Result	Dup Result	RPD	Max RPD	Qualifiers
Total Dissolved Solids	mg/L	182	168	8	25	

SAMPLE DUPLICATE: 5097694

Parameter	Units	92844427001 Result	Dup Result	RPD	Max RPD	Qualifiers
Total Dissolved Solids	mg/L	844	834	1	25	

Results presented on this page are in the units indicated by the "Units" column except where an alternate unit is presented to the right of the result.

REPORT OF LABORATORY ANALYSIS

This report shall not be reproduced, except in full,
without the written consent of Pace Analytical Services, LLC.

Pace Analytical Services, LLC
9800 Kincey Ave. Suite 100
Huntersville, NC 28078
(704)875-9092

QUALITY CONTROL DATA

Project: Bowen LF Cells 3&4
Pace Project No.: 92844150

QC Batch: 992713
QC Batch Method: SM 2540C-2020
Analysis Method: SM 2540C-2020
Analysis Description: 2540C Total Dissolved Solids
Laboratory: Pace Analytical Services - Asheville
Associated Lab Samples: 92844150022

METHOD BLANK: 5102953 Matrix: Water
Associated Lab Samples: 92844150022

Parameter	Units	Blank Result	Reporting Limit	MDL	Analyzed	Qualifiers
Total Dissolved Solids	mg/L	ND	25.0	25.0	02/24/26 02:55	

LABORATORY CONTROL SAMPLE: 5102954

Parameter	Units	Spike Conc.	LCS Result	LCS % Rec	% Rec Limits	Qualifiers
Total Dissolved Solids	mg/L	250	244	98	90-110	

SAMPLE DUPLICATE: 5102955

Parameter	Units	92844150022 Result	Dup Result	RPD	Max RPD	Qualifiers
Total Dissolved Solids	mg/L	290	287	1	25	

SAMPLE DUPLICATE: 5102956

Parameter	Units	92844564017 Result	Dup Result	RPD	Max RPD	Qualifiers
Total Dissolved Solids	mg/L	165	169	2	25	

Results presented on this page are in the units indicated by the "Units" column except where an alternate unit is presented to the right of the result.

REPORT OF LABORATORY ANALYSIS

This report shall not be reproduced, except in full,
without the written consent of Pace Analytical Services, LLC.

Pace Analytical Services, LLC
9800 Kincey Ave. Suite 100
Huntersville, NC 28078
(704)875-9092

QUALITY CONTROL DATA

Project: Bowen LF Cells 3&4
Pace Project No.: 92844150

QC Batch: 990865
QC Batch Method: EPA 300.0 Rev 2.1 1993
Analysis Method: EPA 300.0 Rev 2.1 1993
Analysis Description: 300.0 IC Anions
Laboratory: Pace Analytical Services - Asheville
Associated Lab Samples: 92844150001, 92844150002, 92844150003, 92844150004, 92844150005, 92844150006, 92844150007

METHOD BLANK: 5093414 Matrix: Water
Associated Lab Samples: 92844150001, 92844150002, 92844150003, 92844150004, 92844150005, 92844150006, 92844150007

Parameter	Units	Blank Result	Reporting Limit	MDL	Analyzed	Qualifiers
Chloride	mg/L	ND	1.0	0.60	02/14/26 12:48	
Fluoride	mg/L	ND	0.10	0.050	02/14/26 12:48	
Sulfate	mg/L	ND	1.0	0.50	02/14/26 12:48	

LABORATORY CONTROL SAMPLE: 5093415

Parameter	Units	Spike Conc.	LCS Result	LCS % Rec	% Rec Limits	Qualifiers
Chloride	mg/L	50	50.7	101	90-110	
Fluoride	mg/L	2.5	2.5	102	90-110	
Sulfate	mg/L	50	51.3	103	90-110	

MATRIX SPIKE & MATRIX SPIKE DUPLICATE: 5093416 5093417

Parameter	Units	92844011001 Result	MS Spike Conc.	MSD Spike Conc.	MS Result	MSD Result	MS % Rec	MSD % Rec	% Rec Limits	RPD	Max RPD	Qual
Chloride	mg/L	33.8	50	50	83.4	83.9	99	100	90-110	1	10	
Fluoride	mg/L	0.10	2.5	2.5	2.4	2.4	93	93	90-110	1	10	
Sulfate	mg/L	145	50	50	186	186	81	82	90-110	0	10	M1

MATRIX SPIKE & MATRIX SPIKE DUPLICATE: 5093418 5093419

Parameter	Units	92844150007 Result	MS Spike Conc.	MSD Spike Conc.	MS Result	MSD Result	MS % Rec	MSD % Rec	% Rec Limits	RPD	Max RPD	Qual
Chloride	mg/L	2.5	50	50	53.2	53.5	101	102	90-110	1	10	
Fluoride	mg/L	ND	2.5	2.5	2.4	2.4	94	94	90-110	1	10	
Sulfate	mg/L	2.9	50	50	53.7	54.1	102	102	90-110	1	10	

Results presented on this page are in the units indicated by the "Units" column except where an alternate unit is presented to the right of the result.

REPORT OF LABORATORY ANALYSIS

This report shall not be reproduced, except in full,
without the written consent of Pace Analytical Services, LLC.

Pace Analytical Services, LLC
9800 Kincey Ave. Suite 100
Huntersville, NC 28078
(704)875-9092

QUALITY CONTROL DATA

Project: Bowen LF Cells 3&4
Pace Project No.: 92844150

QC Batch: 990866
QC Batch Method: EPA 300.0 Rev 2.1 1993
Analysis Method: EPA 300.0 Rev 2.1 1993
Analysis Description: 300.0 IC Anions
Laboratory: Pace Analytical Services - Asheville
Associated Lab Samples: 92844150008, 92844150009, 92844150010, 92844150011, 92844150012

METHOD BLANK: 5093420 Matrix: Water
Associated Lab Samples: 92844150008, 92844150009, 92844150010, 92844150011, 92844150012

Parameter	Units	Blank Result	Reporting Limit	MDL	Analyzed	Qualifiers
Chloride	mg/L	ND	1.0	0.60	02/14/26 13:19	
Fluoride	mg/L	ND	0.10	0.050	02/14/26 13:19	
Sulfate	mg/L	ND	1.0	0.50	02/14/26 13:19	

LABORATORY CONTROL SAMPLE: 5093421

Parameter	Units	Spike Conc.	LCS Result	LCS % Rec	% Rec Limits	Qualifiers
Chloride	mg/L	50	48.5	97	90-110	
Fluoride	mg/L	2.5	2.4	95	90-110	
Sulfate	mg/L	50	49.2	98	90-110	

MATRIX SPIKE & MATRIX SPIKE DUPLICATE: 5093422 5093423

Parameter	Units	92844150008 Result	MS Spike Conc.	MSD Spike Conc.	MS Result	MSD Result	MS % Rec	MSD % Rec	% Rec Limits	RPD	Max RPD	Qual
Chloride	mg/L	1.5	50	50	52.4	52.7	102	102	90-110	0	10	
Fluoride	mg/L	ND	2.5	2.5	2.4	2.4	94	95	90-110	0	10	
Sulfate	mg/L	1.3	50	50	52.3	52.6	102	103	90-110	1	10	

MATRIX SPIKE & MATRIX SPIKE DUPLICATE: 5093424 5093425

Parameter	Units	92841933047 Result	MS Spike Conc.	MSD Spike Conc.	MS Result	MSD Result	MS % Rec	MSD % Rec	% Rec Limits	RPD	Max RPD	Qual
Chloride	mg/L	131	50	50	167	168	70	74	90-110	1	10	M1
Fluoride	mg/L	0.25	2.5	2.5	2.6	2.6	95	96	90-110	1	10	
Sulfate	mg/L	220	50	50	253	256	65	71	90-110	1	10	M1

Results presented on this page are in the units indicated by the "Units" column except where an alternate unit is presented to the right of the result.

REPORT OF LABORATORY ANALYSIS

This report shall not be reproduced, except in full,
without the written consent of Pace Analytical Services, LLC.

Pace Analytical Services, LLC
9800 Kincey Ave. Suite 100
Huntersville, NC 28078
(704)875-9092

QUALITY CONTROL DATA

Project: Bowen LF Cells 3&4
Pace Project No.: 92844150

QC Batch: 991345
QC Batch Method: EPA 300.0 Rev 2.1 1993
Analysis Method: EPA 300.0 Rev 2.1 1993
Analysis Description: 300.0 IC Anions
Laboratory: Pace Analytical Services - Asheville
Associated Lab Samples: 92844150013, 92844150014, 92844150015, 92844150016, 92844150017, 92844150018, 92844150019, 92844150020, 92844150021

METHOD BLANK: 5095826 Matrix: Water
Associated Lab Samples: 92844150013, 92844150014, 92844150015, 92844150016, 92844150017, 92844150018, 92844150019, 92844150020, 92844150021

Parameter	Units	Blank Result	Reporting Limit	MDL	Analyzed	Qualifiers
Chloride	mg/L	ND	1.0	0.60	02/17/26 21:17	
Fluoride	mg/L	ND	0.10	0.050	02/17/26 21:17	
Sulfate	mg/L	ND	1.0	0.50	02/17/26 21:17	

LABORATORY CONTROL SAMPLE: 5095827

Parameter	Units	Spike Conc.	LCS Result	LCS % Rec	% Rec Limits	Qualifiers
Chloride	mg/L	50	48.0	96	90-110	
Fluoride	mg/L	2.5	2.3	93	90-110	
Sulfate	mg/L	50	48.9	98	90-110	

MATRIX SPIKE & MATRIX SPIKE DUPLICATE: 5095828 5095829

Parameter	Units	92844150013 Result	MS Spike Conc.	MSD Spike Conc.	MS Result	MSD Result	MS % Rec	MSD % Rec	% Rec Limits	RPD	Max RPD	Qual
Chloride	mg/L	1.5	50	50	51.0	52.1	99	101	90-110	2	10	
Fluoride	mg/L	ND	2.5	2.5	2.4	2.5	95	97	90-110	2	10	
Sulfate	mg/L	8.7	50	50	58.0	59.1	98	101	90-110	2	10	

MATRIX SPIKE & MATRIX SPIKE DUPLICATE: 5095830 5095831

Parameter	Units	92844564001 Result	MS Spike Conc.	MSD Spike Conc.	MS Result	MSD Result	MS % Rec	MSD % Rec	% Rec Limits	RPD	Max RPD	Qual
Chloride	mg/L	0.74J	50	50	50.0	54.7	99	108	90-110	9	10	
Fluoride	mg/L	ND	2.5	2.5	2.3	2.5	92	101	90-110	9	10	
Sulfate	mg/L	1.2	50	50	50.8	55.6	99	109	90-110	9	10	

Results presented on this page are in the units indicated by the "Units" column except where an alternate unit is presented to the right of the result.

REPORT OF LABORATORY ANALYSIS

This report shall not be reproduced, except in full,
without the written consent of Pace Analytical Services, LLC.

Pace Analytical Services, LLC
9800 Kincey Ave. Suite 100
Huntersville, NC 28078
(704)875-9092

QUALITY CONTROL DATA

Project: Bowen LF Cells 3&4
Pace Project No.: 92844150

QC Batch: 992697
QC Batch Method: EPA 300.0 Rev 2.1 1993
Analysis Method: EPA 300.0 Rev 2.1 1993
Analysis Description: 300.0 IC Anions
Laboratory: Pace Analytical Services - Asheville
Associated Lab Samples: 92844150022

METHOD BLANK: 5102910 Matrix: Water
Associated Lab Samples: 92844150022

Parameter	Units	Blank Result	Reporting Limit	MDL	Analyzed	Qualifiers
Chloride	mg/L	ND	1.0	0.60	02/24/26 00:22	
Fluoride	mg/L	ND	0.10	0.050	02/24/26 00:22	
Sulfate	mg/L	ND	1.0	0.50	02/24/26 00:22	

LABORATORY CONTROL SAMPLE: 5102911

Parameter	Units	Spike Conc.	LCS Result	LCS % Rec	% Rec Limits	Qualifiers
Chloride	mg/L	50	51.7	103	90-110	
Fluoride	mg/L	2.5	2.5	101	90-110	
Sulfate	mg/L	50	52.1	104	90-110	

MATRIX SPIKE & MATRIX SPIKE DUPLICATE: 5102912 5102913

Parameter	Units	92845342024 Result	MS Spike Conc.	MSD Spike Conc.	MS Result	MSD Result	MS % Rec	MSD % Rec	% Rec Limits	RPD	Max RPD	Qual
Chloride	mg/L	4.2	50	50	54.2	55.2	100	102	90-110	2	10	
Fluoride	mg/L	ND	2.5	2.5	2.4	2.5	95	98	90-110	3	10	
Sulfate	mg/L	138	50	50	185	186	93	95	90-110	1	10	

MATRIX SPIKE & MATRIX SPIKE DUPLICATE: 5102914 5102915

Parameter	Units	92845520008 Result	MS Spike Conc.	MSD Spike Conc.	MS Result	MSD Result	MS % Rec	MSD % Rec	% Rec Limits	RPD	Max RPD	Qual
Chloride	mg/L	1.4	50	50	51.6	50.7	100	99	90-110	2	10	
Fluoride	mg/L	0.062J	2.5	2.5	2.8	2.8	110	108	90-110	2	10	
Sulfate	mg/L	0.92J	50	50	50.9	50.0	100	98	90-110	2	10	

Results presented on this page are in the units indicated by the "Units" column except where an alternate unit is presented to the right of the result.

REPORT OF LABORATORY ANALYSIS

This report shall not be reproduced, except in full,
without the written consent of Pace Analytical Services, LLC.

Pace Analytical Services, LLC
9800 Kincey Ave. Suite 100
Huntersville, NC 28078
(704)875-9092

QUALITY CONTROL DATA

Project: Bowen LF Cells 3&4
Pace Project No.: 92844150

QC Batch: 991018
QC Batch Method: EPA 3005A
Analysis Method: EPA 6020B
Analysis Description: WC 6020B MET
Laboratory: Pace Analytical Services - West Columbia
Associated Lab Samples: 92844150001, 92844150002, 92844150003, 92844150004, 92844150005, 92844150006, 92844150007, 92844150008, 92844150009, 92844150010

METHOD BLANK: 5094019 Matrix: Water
Associated Lab Samples: 92844150001, 92844150002, 92844150003, 92844150004, 92844150005, 92844150006, 92844150007, 92844150008, 92844150009, 92844150010

Parameter	Units	Blank Result	Reporting Limit	MDL	Analyzed	Qualifiers
Antimony	mg/L	ND	0.0020	0.00043	03/13/26 12:17	
Arsenic	mg/L	ND	0.0020	0.00041	03/13/26 12:17	
Barium	mg/L	ND	0.0050	0.00056	03/13/26 12:17	
Beryllium	mg/L	ND	0.00040	0.00015	03/13/26 12:17	2g
Boron	mg/L	ND	0.040	0.0073	03/19/26 17:50	
Cadmium	mg/L	ND	0.00050	0.00010	03/13/26 12:17	
Calcium	mg/L	ND	0.40	0.10	03/13/26 12:17	
Chromium	mg/L	ND	0.0050	0.00024	03/13/26 12:17	
Cobalt	mg/L	ND	0.0050	0.00012	03/13/26 12:17	
Copper	mg/L	ND	0.0050	0.00069	03/13/26 12:17	
Iron	mg/L	ND	0.040	0.016	03/13/26 12:17	
Lead	mg/L	ND	0.0010	0.00027	03/13/26 12:17	
Magnesium	mg/L	ND	0.050	0.024	03/13/26 12:17	
Manganese	mg/L	ND	0.0050	0.0013	03/13/26 12:17	
Nickel	mg/L	ND	0.0050	0.00092	03/13/26 12:17	
Potassium	mg/L	ND	0.40	0.13	03/13/26 12:17	
Selenium	mg/L	ND	0.0050	0.00050	03/13/26 12:17	
Silver	mg/L	ND	0.0010	0.00021	03/13/26 12:17	
Sodium	mg/L	ND	0.40	0.083	03/13/26 12:17	
Thallium	mg/L	ND	0.00050	0.00017	03/13/26 12:17	
Vanadium	mg/L	ND	0.0050	0.0011	03/13/26 12:17	
Zinc	mg/L	ND	0.010	0.0014	03/13/26 12:17	

LABORATORY CONTROL SAMPLE: 5094020

Parameter	Units	Spike Conc.	LCS Result	LCS % Rec	% Rec Limits	Qualifiers
Antimony	mg/L	0.1	0.11	107	80-120	
Arsenic	mg/L	0.1	0.10	104	80-120	
Barium	mg/L	0.1	0.10	104	80-120	
Beryllium	mg/L	0.1	0.11	106	80-120	1g
Boron	mg/L	0.1	0.10	105	80-120	
Cadmium	mg/L	0.1	0.10	104	80-120	
Calcium	mg/L	1	0.97	97	80-120	
Chromium	mg/L	0.1	0.11	107	80-120	
Cobalt	mg/L	0.1	0.10	105	80-120	
Copper	mg/L	0.1	0.10	102	80-120	
Iron	mg/L	1	1.0	104	80-120	

Results presented on this page are in the units indicated by the "Units" column except where an alternate unit is presented to the right of the result.

REPORT OF LABORATORY ANALYSIS

This report shall not be reproduced, except in full,
without the written consent of Pace Analytical Services, LLC.

Pace Analytical Services, LLC
9800 Kincey Ave. Suite 100
Huntersville, NC 28078
(704)875-9092

QUALITY CONTROL DATA

Project: Bowen LF Cells 3&4
Pace Project No.: 92844150

LABORATORY CONTROL SAMPLE: 5094020

Parameter	Units	Spike Conc.	LCS Result	LCS % Rec	% Rec Limits	Qualifiers
Lead	mg/L	0.1	0.10	102	80-120	
Magnesium	mg/L	1	1.0	104	80-120	
Manganese	mg/L	0.1	0.11	110	80-120	
Nickel	mg/L	0.1	0.10	101	80-120	
Potassium	mg/L	1	1.1	105	80-120	
Selenium	mg/L	0.1	0.10	101	80-120	
Silver	mg/L	0.1	0.11	108	80-120	
Sodium	mg/L	1	1.0	104	80-120	
Thallium	mg/L	0.1	0.10	102	80-120	
Vanadium	mg/L	0.1	0.11	106	80-120	
Zinc	mg/L	0.1	0.097	97	80-120	

MATRIX SPIKE & MATRIX SPIKE DUPLICATE: 5094021 5094022

Parameter	Units	92843968002 Result	MS Spike Conc.	MSD Spike Conc.	MS Result	MSD Result	MS % Rec	MSD % Rec	% Rec Limits	RPD	Max RPD	Qual
Antimony	mg/L	ND	0.1	0.1	0.10	0.11	103	106	75-125	2	20	
Arsenic	mg/L	0.66J ug/L	0.1	0.1	0.10	0.10	103	104	75-125	1	20	
Barium	mg/L	22.9J ug/L	0.1	0.1	0.12	0.13	101	103	75-125	2	20	
Beryllium	mg/L	ND	0.1	0.1	0.11	0.11	109	113	75-125	4	20	
Boron	mg/L	63.4 ug/L	0.1	0.1	0.14	0.14	78	81	75-125	2	20	
Cadmium	mg/L	ND	0.1	0.1	0.10	0.10	102	104	75-125	2	20	
Calcium	mg/L	14100 ug/L	1	1	15.0	15.3	92	121	75-125	2	20	
Chromium	mg/L	2.0J ug/L	0.1	0.1	0.11	0.11	107	106	75-125	0	20	
Cobalt	mg/L	1.4J ug/L	0.1	0.1	0.10	0.11	102	105	75-125	3	20	
Copper	mg/L	15.6 ug/L	0.1	0.1	0.12	0.12	101	101	75-125	1	20	
Iron	mg/L	34.0J ug/L	1	1	1.1	1.1	103	104	75-125	1	20	
Lead	mg/L	ND	0.1	0.1	0.10	0.10	103	104	75-125	1	20	
Magnesium	mg/L	6970 ug/L	1	1	8.0	8.0	99	108	75-125	1	20	
Manganese	mg/L	3.3J ug/L	0.1	0.1	0.11	0.11	108	107	75-125	1	20	
Nickel	mg/L	7.8J ug/L	0.1	0.1	0.10	0.11	96	101	75-125	4	20	
Potassium	mg/L	3190 ug/L	1	1	4.0	4.1	82	95	75-125	3	20	
Selenium	mg/L	ND	0.1	0.1	0.099	0.10	99	100	75-125	2	20	
Silver	mg/L	ND	0.1	0.1	0.10	0.11	104	105	75-125	1	20	
Sodium	mg/L	8000 ug/L	1	1	8.8	9.2	82	124	75-125	5	20	
Thallium	mg/L	ND	0.1	0.1	0.10	0.10	102	100	75-125	2	20	
Vanadium	mg/L	4.6J ug/L	0.1	0.1	0.11	0.11	104	105	75-125	1	20	
Zinc	mg/L	ND	0.1	0.1	0.10	0.10	101	102	75-125	1	20	

Results presented on this page are in the units indicated by the "Units" column except where an alternate unit is presented to the right of the result.

REPORT OF LABORATORY ANALYSIS

This report shall not be reproduced, except in full,
without the written consent of Pace Analytical Services, LLC.

Pace Analytical Services, LLC
9800 Kincey Ave. Suite 100
Huntersville, NC 28078
(704)875-9092

QUALITY CONTROL DATA

Project: Bowen LF Cells 3&4
Pace Project No.: 92844150

QC Batch: 991124
QC Batch Method: EPA 3005A
Analysis Method: EPA 6020B
Analysis Description: WC 6020B MET
Laboratory: Pace Analytical Services - West Columbia
Associated Lab Samples: 92844150011, 92844150012

METHOD BLANK: 5094622 Matrix: Water
Associated Lab Samples: 92844150011, 92844150012

Parameter	Units	Blank Result	Reporting Limit	MDL	Analyzed	Qualifiers
Antimony	mg/L	ND	0.0020	0.00043	03/05/26 23:59	
Arsenic	mg/L	ND	0.0020	0.00041	03/05/26 23:59	
Barium	mg/L	ND	0.0050	0.00056	03/05/26 23:59	
Beryllium	mg/L	ND	0.00040	0.00015	03/05/26 23:59	
Boron	mg/L	ND	0.040	0.0073	03/05/26 23:59	
Cadmium	mg/L	ND	0.00050	0.00010	03/05/26 23:59	
Calcium	mg/L	ND	0.40	0.10	03/06/26 12:02	
Chromium	mg/L	ND	0.0050	0.00024	03/05/26 23:59	
Cobalt	mg/L	ND	0.0050	0.00012	03/05/26 23:59	
Copper	mg/L	ND	0.0050	0.00069	03/05/26 23:59	
Lead	mg/L	ND	0.0010	0.00027	03/05/26 23:59	
Nickel	mg/L	ND	0.0050	0.00092	03/05/26 23:59	
Selenium	mg/L	ND	0.0050	0.00050	03/05/26 23:59	
Silver	mg/L	ND	0.0010	0.00021	03/05/26 23:59	
Thallium	mg/L	ND	0.00050	0.00017	03/05/26 23:59	
Vanadium	mg/L	ND	0.0050	0.0011	03/05/26 23:59	
Zinc	mg/L	ND	0.010	0.0014	03/05/26 23:59	

LABORATORY CONTROL SAMPLE: 5094623

Parameter	Units	Spike Conc.	LCS Result	LCS % Rec	% Rec Limits	Qualifiers
Antimony	mg/L	0.1	0.10	100	80-120	
Arsenic	mg/L	0.1	0.090	90	80-120	
Barium	mg/L	0.1	0.096	96	80-120	
Beryllium	mg/L	0.1	0.094	94	80-120	
Boron	mg/L	0.1	0.098	98	80-120	
Cadmium	mg/L	0.1	0.10	103	80-120	
Calcium	mg/L	1	0.95	95	80-120	
Chromium	mg/L	0.1	0.10	104	80-120	
Cobalt	mg/L	0.1	0.11	106	80-120	
Copper	mg/L	0.1	0.10	103	80-120	
Lead	mg/L	0.1	0.10	104	80-120	
Nickel	mg/L	0.1	0.11	105	80-120	
Selenium	mg/L	0.1	0.086	86	80-120	
Silver	mg/L	0.1	0.11	109	80-120	
Thallium	mg/L	0.1	0.10	103	80-120	
Vanadium	mg/L	0.1	0.10	100	80-120	
Zinc	mg/L	0.1	0.095	95	80-120	

Results presented on this page are in the units indicated by the "Units" column except where an alternate unit is presented to the right of the result.

REPORT OF LABORATORY ANALYSIS

This report shall not be reproduced, except in full,
without the written consent of Pace Analytical Services, LLC.

Pace Analytical Services, LLC
9800 Kincey Ave. Suite 100
Huntersville, NC 28078
(704)875-9092

QUALITY CONTROL DATA

Project: Bowen LF Cells 3&4
Pace Project No.: 92844150

MATRIX SPIKE & MATRIX SPIKE DUPLICATE: 5094624 5094625

Parameter	Units	92841933041 Result	MS Spike Conc.	MSD Spike Conc.	MS Result	MSD Result	MS % Rec	MSD % Rec	% Rec Limits	RPD	Max RPD	Qual
Antimony	mg/L	0.00079J	0.1	0.1	0.10	0.10	102	104	75-125	2	20	
Arsenic	mg/L	0.00058J	0.1	0.1	0.099	0.10	99	100	75-125	1	20	
Barium	mg/L	0.10	0.1	0.1	0.20	0.20	97	102	75-125	3	20	
Beryllium	mg/L	ND	0.1	0.1	0.10	0.10	103	104	75-125	1	20	
Boron	mg/L	0.018J	0.1	0.1	0.12	0.12	99	102	75-125	3	20	
Cadmium	mg/L	ND	0.1	0.1	0.10	0.11	104	107	75-125	3	20	
Calcium	mg/L	50.0	1	1	49.9	49.9	-12	-6	75-125	0	20	M1
Chromium	mg/L	0.00055J	0.1	0.1	0.10	0.10	102	103	75-125	1	20	
Cobalt	mg/L	ND	0.1	0.1	0.10	0.10	101	102	75-125	1	20	
Copper	mg/L	ND	0.1	0.1	0.098	0.099	98	99	75-125	1	20	
Lead	mg/L	ND	0.1	0.1	0.099	0.10	99	102	75-125	2	20	
Nickel	mg/L	ND	0.1	0.1	0.099	0.10	99	100	75-125	1	20	
Selenium	mg/L	0.00052J	0.1	0.1	0.10	0.10	100	101	75-125	2	20	
Silver	mg/L	ND	0.1	0.1	0.10	0.11	104	106	75-125	2	20	
Thallium	mg/L	ND	0.1	0.1	0.10	0.10	101	103	75-125	1	20	
Vanadium	mg/L	ND	0.1	0.1	0.10	0.10	99	102	75-125	2	20	
Zinc	mg/L	ND	0.1	0.1	0.10	0.10	99	101	75-125	2	20	

Results presented on this page are in the units indicated by the "Units" column except where an alternate unit is presented to the right of the result.

REPORT OF LABORATORY ANALYSIS

This report shall not be reproduced, except in full,
without the written consent of Pace Analytical Services, LLC.

Pace Analytical Services, LLC
9800 Kincey Ave. Suite 100
Huntersville, NC 28078
(704)875-9092

QUALITY CONTROL DATA

Project: Bowen LF Cells 3&4
Pace Project No.: 92844150

QC Batch: 992965
QC Batch Method: EPA 3005A
Analysis Method: EPA 6020B
Analysis Description: WC 6020B MET
Laboratory: Pace Analytical Services - West Columbia
Associated Lab Samples: 92844150013, 92844150014, 92844150015, 92844150016, 92844150017, 92844150018, 92844150019, 92844150020, 92844150021

METHOD BLANK: 5104518 Matrix: Water
Associated Lab Samples: 92844150013, 92844150014, 92844150015, 92844150016, 92844150017, 92844150018, 92844150019, 92844150020, 92844150021

Parameter	Units	Blank Result	Reporting Limit	MDL	Analyzed	Qualifiers
Antimony	mg/L	ND	0.0020	0.00043	03/12/26 13:01	
Arsenic	mg/L	ND	0.0020	0.00041	03/12/26 13:01	
Barium	mg/L	ND	0.0050	0.00056	03/12/26 13:01	
Beryllium	mg/L	ND	0.00040	0.00015	03/19/26 12:31	
Boron	mg/L	ND	0.040	0.0073	03/19/26 12:31	
Cadmium	mg/L	ND	0.00050	0.00010	03/12/26 13:01	
Calcium	mg/L	ND	0.40	0.10	03/12/26 13:01	
Chromium	mg/L	ND	0.0050	0.00024	03/12/26 13:01	
Cobalt	mg/L	ND	0.0050	0.00012	03/12/26 13:01	
Copper	mg/L	ND	0.0050	0.00069	03/12/26 13:01	
Iron	mg/L	ND	0.040	0.016	03/12/26 13:01	
Lead	mg/L	ND	0.0010	0.00027	03/12/26 13:01	
Magnesium	mg/L	ND	0.050	0.024	03/12/26 13:01	
Manganese	mg/L	ND	0.0050	0.0013	03/12/26 13:01	
Nickel	mg/L	ND	0.0050	0.00092	03/12/26 13:01	
Potassium	mg/L	ND	0.40	0.13	03/12/26 13:01	
Selenium	mg/L	ND	0.0050	0.00050	03/12/26 13:01	
Silver	mg/L	ND	0.0010	0.00021	03/12/26 13:01	
Sodium	mg/L	ND	0.40	0.083	03/12/26 13:01	
Thallium	mg/L	ND	0.00050	0.00017	03/12/26 13:01	
Vanadium	mg/L	ND	0.0050	0.0011	03/12/26 13:01	
Zinc	mg/L	ND	0.010	0.0014	03/12/26 13:01	

LABORATORY CONTROL SAMPLE: 5104519

Parameter	Units	Spike Conc.	LCS Result	LCS % Rec	% Rec Limits	Qualifiers
Antimony	mg/L	0.1	0.098	98	80-120	
Arsenic	mg/L	0.1	0.10	101	80-120	
Barium	mg/L	0.1	0.098	98	80-120	
Beryllium	mg/L	0.1	0.096	96	80-120	
Boron	mg/L	0.1	0.099	99	80-120	
Cadmium	mg/L	0.1	0.11	107	80-120	
Calcium	mg/L	1	0.96	96	80-120	
Chromium	mg/L	0.1	0.10	104	80-120	
Cobalt	mg/L	0.1	0.097	97	80-120	
Copper	mg/L	0.1	0.10	103	80-120	
Iron	mg/L	1	0.94	94	80-120	

Results presented on this page are in the units indicated by the "Units" column except where an alternate unit is presented to the right of the result.

REPORT OF LABORATORY ANALYSIS

This report shall not be reproduced, except in full,
without the written consent of Pace Analytical Services, LLC.

Pace Analytical Services, LLC
9800 Kincey Ave. Suite 100
Huntersville, NC 28078
(704)875-9092

QUALITY CONTROL DATA

Project: Bowen LF Cells 3&4
Pace Project No.: 92844150

LABORATORY CONTROL SAMPLE: 5104519

Parameter	Units	Spike Conc.	LCS Result	LCS % Rec	% Rec Limits	Qualifiers
Lead	mg/L	0.1	0.10	101	80-120	
Magnesium	mg/L	1	0.92	92	80-120	
Manganese	mg/L	0.1	0.11	105	80-120	
Nickel	mg/L	0.1	0.10	101	80-120	
Potassium	mg/L	1	0.99	99	80-120	
Selenium	mg/L	0.1	0.093	93	80-120	
Silver	mg/L	0.1	0.10	101	80-120	
Sodium	mg/L	1	0.95	95	80-120	
Thallium	mg/L	0.1	0.10	105	80-120	
Vanadium	mg/L	0.1	0.10	104	80-120	
Zinc	mg/L	0.1	0.10	103	80-120	

MATRIX SPIKE & MATRIX SPIKE DUPLICATE: 5104520 5104521

Parameter	Units	92841933046 Result	MS Spike Conc.	MSD Spike Conc.	MS Result	MSD Result	MS % Rec	MSD % Rec	% Rec Limits	RPD	Max RPD	Qual
Antimony	mg/L	0.0010J	0.1	0.1	0.10	0.10	101	100	75-125	1	20	
Arsenic	mg/L	ND	0.1	0.1	0.10	0.10	101	100	75-125	1	20	
Barium	mg/L	0.050	0.1	0.1	0.15	0.15	99	100	75-125	0	20	
Beryllium	mg/L	ND	0.1	0.1	0.094	0.10	94	101	75-125	7	20	
Boron	mg/L	9.6	0.1	0.1	9.3	8.5	-374	-1130	75-125	9	20	M1
Cadmium	mg/L	0.00031J	0.1	0.1	0.11	0.11	108	107	75-125	1	20	
Calcium	mg/L	205	1	1	195	207	-1000	163	75-125	6	20	M1
Chromium	mg/L	0.00033J	0.1	0.1	0.10	0.10	102	103	75-125	1	20	
Cobalt	mg/L	0.0028J	0.1	0.1	0.097	0.095	94	93	75-125	1	20	
Copper	mg/L	ND	0.1	0.1	0.097	0.096	96	96	75-125	0	20	
Iron	mg/L	0.15	1	1	1.1	1.1	95	91	75-125	4	20	
Lead	mg/L	ND	0.1	0.1	0.096	0.10	96	100	75-125	4	20	
Magnesium	mg/L	37.2	1	1	37.7	37.4	50	19	75-125	1	20	M1
Manganese	mg/L	0.62	0.1	0.1	0.70	0.72	74	98	75-125	3	20	M1
Nickel	mg/L	0.0050	0.1	0.1	0.10	0.098	96	93	75-125	3	20	
Potassium	mg/L	7.8	1	1	9.1	8.8	133	104	75-125	3	20	M1
Selenium	mg/L	0.00064J	0.1	0.1	0.090	0.093	89	92	75-125	4	20	
Silver	mg/L	ND	0.1	0.1	0.10	0.099	100	98	75-125	1	20	
Sodium	mg/L	33.3	1	1	33.7	34.0	45	75	75-125	1	20	M1
Thallium	mg/L	0.0011	0.1	0.1	0.10	0.10	103	99	75-125	3	20	
Vanadium	mg/L	ND	0.1	0.1	0.10	0.10	104	105	75-125	1	20	
Zinc	mg/L	0.0023J	0.1	0.1	0.10	0.10	100	99	75-125	1	20	

Results presented on this page are in the units indicated by the "Units" column except where an alternate unit is presented to the right of the result.

REPORT OF LABORATORY ANALYSIS

This report shall not be reproduced, except in full,
without the written consent of Pace Analytical Services, LLC.

Pace Analytical Services, LLC
9800 Kincey Ave. Suite 100
Huntersville, NC 28078
(704)875-9092

QUALITY CONTROL DATA

Project: Bowen LF Cells 3&4
Pace Project No.: 92844150

QC Batch: 992972
QC Batch Method: EPA 3005A
Analysis Method: EPA 6020B
Analysis Description: WC 6020B MET
Laboratory: Pace Analytical Services - West Columbia

Associated Lab Samples: 92844150022

METHOD BLANK: 5104526 Matrix: Water
Associated Lab Samples: 92844150022

Parameter	Units	Blank Result	Reporting Limit	MDL	Analyzed	Qualifiers
Antimony	mg/L	ND	0.0020	0.00043	03/06/26 05:06	
Arsenic	mg/L	ND	0.0020	0.00041	03/06/26 05:06	
Barium	mg/L	ND	0.0050	0.00056	03/06/26 05:06	
Beryllium	mg/L	ND	0.00040	0.00015	03/06/26 05:06	
Boron	mg/L	ND	0.040	0.0073	03/06/26 05:06	
Cadmium	mg/L	ND	0.00050	0.00010	03/06/26 05:06	
Calcium	mg/L	ND	0.40	0.10	03/06/26 15:33	
Chromium	mg/L	ND	0.0050	0.00024	03/06/26 05:06	
Cobalt	mg/L	ND	0.0050	0.00012	03/06/26 05:06	
Copper	mg/L	ND	0.0050	0.00069	03/06/26 05:06	
Iron	mg/L	ND	0.040	0.016	03/06/26 05:06	
Lead	mg/L	ND	0.0010	0.00027	03/06/26 05:06	
Magnesium	mg/L	ND	0.050	0.024	03/06/26 05:06	
Manganese	mg/L	ND	0.0050	0.0013	03/06/26 05:06	
Nickel	mg/L	ND	0.0050	0.00092	03/06/26 05:06	
Potassium	mg/L	ND	0.40	0.13	03/06/26 05:06	
Selenium	mg/L	ND	0.0050	0.00050	03/06/26 05:06	
Silver	mg/L	ND	0.0010	0.00021	03/06/26 05:06	
Sodium	mg/L	ND	0.40	0.083	03/06/26 05:06	
Thallium	mg/L	ND	0.00050	0.00017	03/06/26 05:06	
Vanadium	mg/L	ND	0.0050	0.0011	03/06/26 05:06	
Zinc	mg/L	ND	0.010	0.0014	03/06/26 05:06	

LABORATORY CONTROL SAMPLE: 5104527

Parameter	Units	Spike Conc.	LCS Result	LCS % Rec	% Rec Limits	Qualifiers
Antimony	mg/L	0.1	0.10	101	80-120	
Arsenic	mg/L	0.1	0.091	91	80-120	
Barium	mg/L	0.1	0.095	95	80-120	
Beryllium	mg/L	0.1	0.095	95	80-120	
Boron	mg/L	0.1	0.097	97	80-120	
Cadmium	mg/L	0.1	0.11	105	80-120	
Calcium	mg/L	1	0.97	97	80-120	
Chromium	mg/L	0.1	0.11	105	80-120	
Cobalt	mg/L	0.1	0.11	109	80-120	
Copper	mg/L	0.1	0.10	103	80-120	
Iron	mg/L	1	1.0	100	80-120	
Lead	mg/L	0.1	0.10	102	80-120	
Magnesium	mg/L	1	1.0	100	80-120	

Results presented on this page are in the units indicated by the "Units" column except where an alternate unit is presented to the right of the result.

REPORT OF LABORATORY ANALYSIS

This report shall not be reproduced, except in full,
without the written consent of Pace Analytical Services, LLC.

Pace Analytical Services, LLC
9800 Kincey Ave. Suite 100
Huntersville, NC 28078
(704)875-9092

QUALITY CONTROL DATA

Project: Bowen LF Cells 3&4
Pace Project No.: 92844150

LABORATORY CONTROL SAMPLE: 5104527

Parameter	Units	Spike Conc.	LCS Result	LCS % Rec	% Rec Limits	Qualifiers
Manganese	mg/L	0.1	0.11	107	80-120	
Nickel	mg/L	0.1	0.11	107	80-120	
Potassium	mg/L	1	0.88	88	80-120	
Selenium	mg/L	0.1	0.087	87	80-120	
Silver	mg/L	0.1	0.11	109	80-120	
Sodium	mg/L	1	0.97	97	80-120	
Thallium	mg/L	0.1	0.10	100	80-120	
Vanadium	mg/L	0.1	0.10	100	80-120	
Zinc	mg/L	0.1	0.098	98	80-120	

MATRIX SPIKE & MATRIX SPIKE DUPLICATE: 5104532 5104533

Parameter	Units	92845013001 Result	MS Spike Conc.	MSD Spike Conc.	MS Result	MSD Result	MS % Rec	MSD % Rec	% Rec Limits	RPD	Max RPD	Qual
Antimony	mg/L	ND	0.1	0.1	0.10	0.10	104	102	75-125	2	20	
Arsenic	mg/L	ND	0.1	0.1	0.099	0.096	98	96	75-125	2	20	
Barium	mg/L	33.2 ug/L	0.1	0.1	0.13	0.13	94	94	75-125	0	20	
Beryllium	mg/L	ND	0.1	0.1	0.10	0.10	100	101	75-125	0	20	
Boron	mg/L	ND	0.1	0.1	0.11	0.11	96	98	75-125	2	20	
Cadmium	mg/L	ND	0.1	0.1	0.11	0.11	111	109	75-125	2	20	
Calcium	mg/L	5.9	1	1	6.8	7.0	88	106	75-125	3	20	
Chromium	mg/L	ND	0.1	0.1	0.10	0.10	101	103	75-125	3	20	
Cobalt	mg/L	ND	0.1	0.1	0.10	0.11	103	106	75-125	3	20	
Copper	mg/L	ND	0.1	0.1	0.10	0.10	102	100	75-125	2	20	
Iron	mg/L	172 ug/L	1	1	1.1	1.2	97	100	75-125	3	20	
Lead	mg/L	ND	0.1	0.1	0.10	0.10	100	102	75-125	2	20	
Magnesium	mg/L	2.7	1	1	3.6	3.7	93	95	75-125	1	20	
Manganese	mg/L	66.8 ug/L	0.1	0.1	0.17	0.18	102	109	75-125	4	20	
Nickel	mg/L	ND	0.1	0.1	0.10	0.10	101	104	75-125	3	20	
Potassium	mg/L	2.4	1	1	3.2	3.3	82	93	75-125	3	20	
Selenium	mg/L	ND	0.1	0.1	0.10	0.099	102	99	75-125	2	20	
Silver	mg/L	ND	0.1	0.1	0.11	0.11	109	108	75-125	1	20	
Sodium	mg/L	6.0	1	1	6.7	6.9	77	94	75-125	3	20	
Thallium	mg/L	ND	0.1	0.1	0.10	0.10	100	103	75-125	2	20	
Vanadium	mg/L	ND	0.1	0.1	0.097	0.099	96	99	75-125	3	20	
Zinc	mg/L	ND	0.1	0.1	0.10	0.11	103	107	75-125	4	20	

Results presented on this page are in the units indicated by the "Units" column except where an alternate unit is presented to the right of the result.

REPORT OF LABORATORY ANALYSIS

This report shall not be reproduced, except in full,
without the written consent of Pace Analytical Services, LLC.

Pace Analytical Services, LLC
9800 Kincey Ave. Suite 100
Huntersville, NC 28078
(704)875-9092

QUALITY CONTROL DATA

Project: Bowen LF Cells 3&4
Pace Project No.: 92844150

QC Batch: 991300 | Analysis Method: EPA 7470A
QC Batch Method: EPA 7470A | Analysis Description: WCOL 7470 Mercury
Laboratory: Pace Analytical Services - West Columbia
Associated Lab Samples: 92844150001, 92844150002, 92844150003, 92844150004, 92844150005, 92844150006, 92844150007, 92844150008, 92844150009, 92844150010, 92844150011

METHOD BLANK: 5095447 | Matrix: Water
Associated Lab Samples: 92844150001, 92844150002, 92844150003, 92844150004, 92844150005, 92844150006, 92844150007, 92844150008, 92844150009, 92844150010, 92844150011

Parameter	Units	Blank Result	Reporting Limit	MDL	Analyzed	Qualifiers
Mercury	mg/L	ND	0.00020	0.000091	02/21/26 16:37	

LABORATORY CONTROL SAMPLE: 5095448

Parameter	Units	Spike Conc.	LCS Result	LCS % Rec	% Rec Limits	Qualifiers
Mercury	mg/L	0.002	0.0020	100	80-120	

MATRIX SPIKE & MATRIX SPIKE DUPLICATE: 5095449 5095450

Parameter	Units	92844150001 Result	MS Spike Conc.	MSD Spike Conc.	MS Result	MSD Result	MS % Rec	MSD % Rec	% Rec Limits	RPD	Max RPD	Qual
Mercury	mg/L	ND	0.002	0.002	0.0021	0.0020	101	99	80-120	2	20	

Results presented on this page are in the units indicated by the "Units" column except where an alternate unit is presented to the right of the result.

REPORT OF LABORATORY ANALYSIS

This report shall not be reproduced, except in full,
without the written consent of Pace Analytical Services, LLC.

Pace Analytical Services, LLC
9800 Kincey Ave. Suite 100
Huntersville, NC 28078
(704)875-9092

QUALITY CONTROL DATA

Project: Bowen LF Cells 3&4
Pace Project No.: 92844150

QC Batch: 991857
QC Batch Method: EPA 7470A
Analysis Method: EPA 7470A
Analysis Description: WCOL 7470 Mercury
Laboratory: Pace Analytical Services - West Columbia
Associated Lab Samples: 92844150012

METHOD BLANK: 5098613 Matrix: Water
Associated Lab Samples: 92844150012

Parameter	Units	Blank Result	Reporting Limit	MDL	Analyzed	Qualifiers
Mercury	mg/L	ND	0.00020	0.000091	02/20/26 21:03	

LABORATORY CONTROL SAMPLE: 5098614

Parameter	Units	Spike Conc.	LCS Result	LCS % Rec	% Rec Limits	Qualifiers
Mercury	mg/L	0.002	0.0021	105	80-120	

MATRIX SPIKE & MATRIX SPIKE DUPLICATE: 5098617 5098618

Parameter	Units	92844115004 Result	MS Spike Conc.	MSD Spike Conc.	MS Result	MSD Result	MS % Rec	MSD % Rec	% Rec Limits	RPD	Max RPD	Qual
Mercury	mg/L	ND	0.002	0.002	0.0021	0.0021	104	105	80-120	1	20	

Results presented on this page are in the units indicated by the "Units" column except where an alternate unit is presented to the right of the result.

REPORT OF LABORATORY ANALYSIS

This report shall not be reproduced, except in full,
without the written consent of Pace Analytical Services, LLC.

Pace Analytical Services, LLC
9800 Kincey Ave. Suite 100
Huntersville, NC 28078
(704)875-9092

QUALITY CONTROL DATA

Project: Bowen LF Cells 3&4
Pace Project No.: 92844150

QC Batch: 991861
QC Batch Method: EPA 7470A
Analysis Method: EPA 7470A
Analysis Description: WCOL 7470 Mercury
Laboratory: Pace Analytical Services - West Columbia
Associated Lab Samples: 92844150013, 92844150014, 92844150015, 92844150016, 92844150017, 92844150018, 92844150019, 92844150020, 92844150021

METHOD BLANK: 5098659 Matrix: Water
Associated Lab Samples: 92844150013, 92844150014, 92844150015, 92844150016, 92844150017, 92844150018, 92844150019, 92844150020, 92844150021

Parameter	Units	Blank Result	Reporting Limit	MDL	Analyzed	Qualifiers
Mercury	mg/L	ND	0.00020	0.000091	02/21/26 17:53	

LABORATORY CONTROL SAMPLE: 5098660

Parameter	Units	Spike Conc.	LCS Result	LCS % Rec	% Rec Limits	Qualifiers
Mercury	mg/L	0.002	0.0021	105	80-120	

MATRIX SPIKE & MATRIX SPIKE DUPLICATE: 5098661 5098662

Parameter	Units	92844564003 Result	MS Spike Conc.	MSD Spike Conc.	MS Result	MSD Result	MS % Rec	MSD % Rec	% Rec Limits	RPD	Max RPD	Qual
Mercury	mg/L	ND	0.002	0.002	0.0021	0.0020	101	99	80-120	2	20	

Results presented on this page are in the units indicated by the "Units" column except where an alternate unit is presented to the right of the result.

REPORT OF LABORATORY ANALYSIS

This report shall not be reproduced, except in full,
without the written consent of Pace Analytical Services, LLC.

Pace Analytical Services, LLC
9800 Kincey Ave. Suite 100
Huntersville, NC 28078
(704)875-9092

QUALITY CONTROL DATA

Project: Bowen LF Cells 3&4
Pace Project No.: 92844150

QC Batch: 992953
QC Batch Method: EPA 7470A
Analysis Method: EPA 7470A
Analysis Description: WCOL 7470 Mercury
Laboratory: Pace Analytical Services - West Columbia
Associated Lab Samples: 92844150022

METHOD BLANK: 5104478 Matrix: Water
Associated Lab Samples: 92844150022

Parameter	Units	Blank Result	Reporting Limit	MDL	Analyzed	Qualifiers
Mercury	mg/L	ND	0.00020	0.000091	02/25/26 21:19	

LABORATORY CONTROL SAMPLE: 5104479

Parameter	Units	Spike Conc.	LCS Result	LCS % Rec	% Rec Limits	Qualifiers
Mercury	mg/L	0.002	0.0021	104	80-120	

MATRIX SPIKE & MATRIX SPIKE DUPLICATE: 5104480 5104481

Parameter	Units	92845506011 Result	MS Spike Conc.	MSD Spike Conc.	MS Result	MSD Result	MS % Rec	MSD % Rec	% Rec Limits	RPD	Max RPD	Qual
Mercury	mg/L	ND	0.002	0.002	0.0021	0.0021	101	102	80-120	1	20	

Results presented on this page are in the units indicated by the "Units" column except where an alternate unit is presented to the right of the result.

REPORT OF LABORATORY ANALYSIS

This report shall not be reproduced, except in full,
without the written consent of Pace Analytical Services, LLC.

Pace Analytical Services, LLC
9800 Kincey Ave. Suite 100
Huntersville, NC 28078
(704)875-9092

QUALIFIERS

Project: Bowen LF Cells 3&4
Pace Project No.: 92844150

DEFINITIONS

DF - Dilution Factor, if reported, represents the factor applied to the reported data due to dilution of the sample aliquot.

ND - Not Detected at or above adjusted reporting limit.

TNTC - Too Numerous To Count

J - Estimated concentration above the adjusted method detection limit and below the adjusted reporting limit.

MDL - Adjusted Method Detection Limit.

PQL - Practical Quantitation Limit.

RL - Reporting Limit - The lowest concentration value that meets project requirements for quantitative data with known precision and bias for a specific analyte in a specific matrix.

S - Surrogate

1,2-Diphenylhydrazine decomposes to and cannot be separated from Azobenzene using Method 8270. The result for each analyte is a combined concentration.

Consistent with EPA guidelines, unrounded data are displayed and have been used to calculate % recovery and RPD values.

LCS(D) - Laboratory Control Sample (Duplicate)

MS(D) - Matrix Spike (Duplicate)

DUP - Sample Duplicate

RPD - Relative Percent Difference

NC - Not Calculable.

SG - Silica Gel - Clean-Up

U - Indicates the compound was analyzed for, but not detected.

Acid preservation may not be appropriate for 2 Chloroethylvinyl ether.

A separate vial preserved to a pH of 4-5 is recommended in SW846 Chapter 4 for the analysis of Acrolein and Acrylonitrile by EPA Method 8260.

N-Nitrosodiphenylamine decomposes and cannot be separated from Diphenylamine using Method 8270. The result reported for each analyte is a combined concentration.

Reported results are not rounded until the final step prior to reporting. Therefore, calculated parameters that are typically reported as "Total" may vary slightly from the sum of the reported component parameters.

Pace Analytical is TNI accredited. Contact your Pace PM for the current list of accredited analytes.

TNI - The NELAC Institute.

WORKORDER QUALIFIERS

WO: 92844150

[1]	STANTEC
[2]	DO NOT DILUTE. MUST MEET REPORTING LIMITS. LET PM KNOW FIRST IF THERE ARE ISSUES.

ANALYTE QUALIFIERS

1g	The continuing calibration verification (CCV) for this analyte was above laboratory acceptance limits. The LCS percent recovery was not biased into control and will be reported.
2g	The continuing calibration verification (CCV) for this analyte was above laboratory acceptance limits. The concentration of the analyte was not detected in the method blank.
CU	The continuing calibration for this analyte is above laboratory acceptance limits. Analyte was not detected above the reporting limit in any of the associated samples.
M1	Matrix spike recovery exceeded QC limits. Batch accepted based on laboratory control sample (LCS) recovery.

This report shall not be reproduced, except in full,
without the written consent of Pace Analytical Services, LLC.

Pace Analytical Services, LLC
9800 Kincey Ave. Suite 100
Huntersville, NC 28078
(704)875-9092

QUALITY CONTROL DATA CROSS REFERENCE TABLE

Project: Bowen LF Cells 3&4
Pace Project No.: 92844150

Lab ID	Sample ID	QC Batch Method	QC Batch	Analytical Method	Analytical Batch
92844150001	**BOW-GWC-36A**	SM 2320B-2021	992747		
92844150002	**BOW-GWC-36RA**	SM 2320B-2021	992747		
92844150003	**BOW-GWC-37**	SM 2320B-2021	992747		
92844150004	**BOW-GWC-38**	SM 2320B-2021	992747		
92844150005	**BOW-GWC-18**	SM 2320B-2021	992747		
92844150006	**BOW-GWC-18R**	SM 2320B-2021	992747		
92844150007	**BOW-GWC-19R**	SM 2320B-2021	992747		
92844150008	**BOW-GWC-20R**	SM 2320B-2021	992747		
92844150009	**BOW-GWC-24R**	SM 2320B-2021	992747		
92844150013	**BOW-GWC-16R**	SM 2320B-2021	992747		
92844150014	**BOW-GWC-17R**	SM 2320B-2021	992747		
92844150015	**BOW-GWC-22R**	SM 2320B-2021	992749		
92844150016	**BOW-GWC-23R**	SM 2320B-2021	992749		
92844150017	**BOW-GWC-25**	SM 2320B-2021	992820		
92844150018	**BOW-GWC-25R**	SM 2320B-2021	992749		
92844150022	**BOW-GWC-21R**	SM 2320B-2021	993999		
92844150001	**BOW-GWC-36A**	SM 2540C-2020	991094		
92844150002	**BOW-GWC-36RA**	SM 2540C-2020	991094		
92844150003	**BOW-GWC-37**	SM 2540C-2020	991094		
92844150004	**BOW-GWC-38**	SM 2540C-2020	991094		
92844150005	**BOW-GWC-18**	SM 2540C-2020	991664		
92844150006	**BOW-GWC-18R**	SM 2540C-2020	991097		
92844150007	**BOW-GWC-19R**	SM 2540C-2020	991097		
92844150008	**BOW-GWC-20R**	SM 2540C-2020	991097		
92844150009	**BOW-GWC-24R**	SM 2540C-2020	991097		
92844150010	**BOW-LF3-4-FD-05**	SM 2540C-2020	991097		
92844150011	**BOW-LF3-4-FB-05**	SM 2540C-2020	991097		
92844150012	**BOW-LF3-4-EB-05**	SM 2540C-2020	991097		
92844150013	**BOW-GWC-16R**	SM 2540C-2020	991663		
92844150014	**BOW-GWC-17R**	SM 2540C-2020	991663		
92844150015	**BOW-GWC-22R**	SM 2540C-2020	991663		
92844150016	**BOW-GWC-23R**	SM 2540C-2020	991663		
92844150017	**BOW-GWC-25**	SM 2540C-2020	991663		
92844150018	**BOW-GWC-25R**	SM 2540C-2020	991663		
92844150019	**BOW-LF3-4-FD-06**	SM 2540C-2020	991663		
92844150020	**BOW-LF3-4-FB-06**	SM 2540C-2020	991663		
92844150021	**BOW-LF3-4-EB-06**	SM 2540C-2020	991663		
92844150022	**BOW-GWC-21R**	SM 2540C-2020	992713		
92844150001	**BOW-GWC-36A**	EPA 300.0 Rev 2.1 1993	990865		
92844150002	**BOW-GWC-36RA**	EPA 300.0 Rev 2.1 1993	990865		
92844150003	**BOW-GWC-37**	EPA 300.0 Rev 2.1 1993	990865		
92844150004	**BOW-GWC-38**	EPA 300.0 Rev 2.1 1993	990865		
92844150005	**BOW-GWC-18**	EPA 300.0 Rev 2.1 1993	990865		
92844150006	**BOW-GWC-18R**	EPA 300.0 Rev 2.1 1993	990865		

REPORT OF LABORATORY ANALYSIS

This report shall not be reproduced, except in full,
without the written consent of Pace Analytical Services, LLC.

Pace Analytical Services, LLC
9800 Kincey Ave. Suite 100
Huntersville, NC 28078
(704)875-9092

QUALITY CONTROL DATA CROSS REFERENCE TABLE

Project: Bowen LF Cells 3&4
Pace Project No.: 92844150

Lab ID	Sample ID	QC Batch Method	QC Batch	Analytical Method	Analytical Batch
92844150007	**BOW-GWC-19R**	EPA 300.0 Rev 2.1 1993	990865		
92844150008	**BOW-GWC-20R**	EPA 300.0 Rev 2.1 1993	990866		
92844150009	**BOW-GWC-24R**	EPA 300.0 Rev 2.1 1993	990866		
92844150010	**BOW-LF3-4-FD-05**	EPA 300.0 Rev 2.1 1993	990866		
92844150011	**BOW-LF3-4-FB-05**	EPA 300.0 Rev 2.1 1993	990866		
92844150012	**BOW-LF3-4-EB-05**	EPA 300.0 Rev 2.1 1993	990866		
92844150013	**BOW-GWC-16R**	EPA 300.0 Rev 2.1 1993	991345		
92844150014	**BOW-GWC-17R**	EPA 300.0 Rev 2.1 1993	991345		
92844150015	**BOW-GWC-22R**	EPA 300.0 Rev 2.1 1993	991345		
92844150016	**BOW-GWC-23R**	EPA 300.0 Rev 2.1 1993	991345		
92844150017	**BOW-GWC-25**	EPA 300.0 Rev 2.1 1993	991345		
92844150018	**BOW-GWC-25R**	EPA 300.0 Rev 2.1 1993	991345		
92844150019	**BOW-LF3-4-FD-06**	EPA 300.0 Rev 2.1 1993	991345		
92844150020	**BOW-LF3-4-FB-06**	EPA 300.0 Rev 2.1 1993	991345		
92844150021	**BOW-LF3-4-EB-06**	EPA 300.0 Rev 2.1 1993	991345		
92844150022	**BOW-GWC-21R**	EPA 300.0 Rev 2.1 1993	992697		
92844150001	**BOW-GWC-36A**	EPA 3005A	991018	EPA 6020B	997023
92844150002	**BOW-GWC-36RA**	EPA 3005A	991018	EPA 6020B	997023
92844150003	**BOW-GWC-37**	EPA 3005A	991018	EPA 6020B	997023
92844150004	**BOW-GWC-38**	EPA 3005A	991018	EPA 6020B	997023
92844150005	**BOW-GWC-18**	EPA 3005A	991018	EPA 6020B	997023
92844150006	**BOW-GWC-18R**	EPA 3005A	991018	EPA 6020B	997023
92844150007	**BOW-GWC-19R**	EPA 3005A	991018	EPA 6020B	997023
92844150008	**BOW-GWC-20R**	EPA 3005A	991018	EPA 6020B	997023
92844150009	**BOW-GWC-24R**	EPA 3005A	991018	EPA 6020B	997023
92844150010	**BOW-LF3-4-FD-05**	EPA 3005A	991018	EPA 6020B	997023
92844150011	**BOW-LF3-4-FB-05**	EPA 3005A	991124	EPA 6020B	995535
92844150012	**BOW-LF3-4-EB-05**	EPA 3005A	991124	EPA 6020B	995535
92844150013	**BOW-GWC-16R**	EPA 3005A	992965	EPA 6020B	996656
92844150014	**BOW-GWC-17R**	EPA 3005A	992965	EPA 6020B	996656
92844150015	**BOW-GWC-22R**	EPA 3005A	992965	EPA 6020B	996656
92844150016	**BOW-GWC-23R**	EPA 3005A	992965	EPA 6020B	996656
92844150017	**BOW-GWC-25**	EPA 3005A	992965	EPA 6020B	996656
92844150018	**BOW-GWC-25R**	EPA 3005A	992965	EPA 6020B	996656
92844150019	**BOW-LF3-4-FD-06**	EPA 3005A	992965	EPA 6020B	996656
92844150020	**BOW-LF3-4-FB-06**	EPA 3005A	992965	EPA 6020B	996656
92844150021	**BOW-LF3-4-EB-06**	EPA 3005A	992965	EPA 6020B	996656
92844150022	**BOW-GWC-21R**	EPA 3005A	992972	EPA 6020B	995536
92844150001	**BOW-GWC-36A**	EPA 7470A	991300	EPA 7470A	992448
92844150002	**BOW-GWC-36RA**	EPA 7470A	991300	EPA 7470A	992448
92844150003	**BOW-GWC-37**	EPA 7470A	991300	EPA 7470A	992448
92844150004	**BOW-GWC-38**	EPA 7470A	991300	EPA 7470A	992448
92844150005	**BOW-GWC-18**	EPA 7470A	991300	EPA 7470A	992448
92844150006	**BOW-GWC-18R**	EPA 7470A	991300	EPA 7470A	992448
92844150007	**BOW-GWC-19R**	EPA 7470A	991300	EPA 7470A	992448

REPORT OF LABORATORY ANALYSIS

This report shall not be reproduced, except in full,
without the written consent of Pace Analytical Services, LLC.

Pace Analytical Services, LLC
9800 Kincey Ave. Suite 100
Huntersville, NC 28078
(704)875-9092

QUALITY CONTROL DATA CROSS REFERENCE TABLE

Project: Bowen LF Cells 3&4
Pace Project No.: 92844150

Lab ID	Sample ID	QC Batch Method	QC Batch	Analytical Method	Analytical Batch
92844150008	**BOW-GWC-20R**	EPA 7470A	991300	EPA 7470A	992448
92844150009	**BOW-GWC-24R**	EPA 7470A	991300	EPA 7470A	992448
92844150010	**BOW-LF3-4-FD-05**	EPA 7470A	991300	EPA 7470A	992448
92844150011	**BOW-LF3-4-FB-05**	EPA 7470A	991300	EPA 7470A	992448
92844150012	**BOW-LF3-4-EB-05**	EPA 7470A	991857	EPA 7470A	992369
92844150013	**BOW-GWC-16R**	EPA 7470A	991861	EPA 7470A	992449
92844150014	**BOW-GWC-17R**	EPA 7470A	991861	EPA 7470A	992449
92844150015	**BOW-GWC-22R**	EPA 7470A	991861	EPA 7470A	992449
92844150016	**BOW-GWC-23R**	EPA 7470A	991861	EPA 7470A	992449
92844150017	**BOW-GWC-25**	EPA 7470A	991861	EPA 7470A	992449
92844150018	**BOW-GWC-25R**	EPA 7470A	991861	EPA 7470A	992449
92844150019	**BOW-LF3-4-FD-06**	EPA 7470A	991861	EPA 7470A	992449
92844150020	**BOW-LF3-4-FB-06**	EPA 7470A	991861	EPA 7470A	992449
92844150021	**BOW-LF3-4-EB-06**	EPA 7470A	991861	EPA 7470A	992449
92844150022	**BOW-GWC-21R**	EPA 7470A	992953	EPA 7470A	993455

This report shall not be reproduced, except in full,
without the written consent of Pace Analytical Services, LLC.

Pace	DC#_Title: ENV-FRM-HUN1-0083 v05_Sample Condition Upon Receipt
	Effective Date: 05/24/2024

Laboratory receiving samples:

Asheville ☐ Eden ☐ Greenwood ☐ Huntersville ☐ Raleigh ☐ Mechanicsville ☐ Atlanta ☑

Sample Condition Upon Receipt

Client Name: GA Power

Project #:

WO# : 92844150

92844150

Courier: ☐ Fed Ex ☐ UPS ☐ USPS ☐ Client ☐ Commercial ☑ Pace ☐ Other:____

Custody Seal Present? ☑ Yes ☐ No **Seals Intact?** ☑ Yes ☐ No ☐ N/A

Date/Initials Person Examining Contents: JG 2/13/26

Packing Material: ☑ Bubble Wrap ☐ Bubble Bags ☐ None ☐ Other

Biological Tissue Frozen? ☐ Yes ☐ No ☑ N/A

Thermometer: ☑ IR Gun ID: 214 **Type of Ice:** ☑ Wet ☐ Blue ☐ None

Cooler Temp: 4.8 **Correction Factor:** Add/Subtract (°C) 0.0

Cooler Temp Corrected (°C): 4.8

Temp should be above freezing to 6°C

☐ Samples out of temp criteria. Samples on ice, cooling process has begun

USDA Regulated Soil (☐ N/A, water sample)

Did samples originate in a quarantine zone within the United States: CA, NY, or SC (check maps)? ☐ Yes ☐ No

Did samples originate from a foreign source (internationally, including Hawaii and Puerto Rico)? ☐ Yes ☐ No

				Comments/Discrepancy:
Chain of Custody Present?	☑ Yes	☐ No	☐ N/A	1.
Samples Arrived within Hold Time?	☑ Yes	☐ No	☐ N/A	2.
Short Hold Time Analysis (<72 hr.)?	☐ Yes	☑ No	☐ N/A	3.
Rush Turn Around Time Requested?	☐ Yes	☑ No	☐ N/A	4.
Sufficient Volume?	☑ Yes	☐ No	☐ N/A	5.
Correct Containers Used?	☑ Yes	☐ No	☐ N/A	6.
-Pace Containers Used?	☑ Yes	☐ No	☐ N/A	
Containers Intact?	☑ Yes	☐ No	☐ N/A	7.
Dissolved analysis: Samples Field Filtered?	☐ Yes	☐ No	☑ N/A	8.
Sample Labels Match COC?	☑ Yes	☐ No	☐ N/A	9.
-Includes Date/Time/ID/Analysis Matrix: WG/WQ				
Headspace in VOA Vials (>5-6mm)?	☐ Yes	☐ No	☑ N/A	10.
Trip Blank Present?	☐ Yes	☐ No	☑ N/A	11.
Trip Blank Custody Seals Present?	☐ Yes	☐ No	☑ N/A	

COMMENTS/SAMPLE DISCREPANCY

Field Data Required? ☐ Yes ☐ No

Lot ID of split containers:

CLIENT NOTIFICATION/RESOLUTION

Person contacted: _____ Date/Time: _____

Project Manager SCURF Review: _____ **Date:** _____

Project Manager SRF Review: _____ **Date:** _____

WO#: 92844150

PM: BV Due Date: 03/02/26

CLIENT: 92-GP-BOWLF

*Check mark top half of box if pH and/or dechlorination is verified and within the acceptance range for preservation samples.

Exceptions: VOA, Coliform, TOC, Oil and Grease, DRO/8015 (water) DOC, LLHg

**Bottom half of box is to list number of bottles

***Check all unpreserved Nitrates for chlorine

Project #

Laboratory Receiving Location: Asheville ☐ Eden ☐ Greenwood ☐ Huntersville ☐ Raleigh ☐ Mechanicsville ☐ Atlanta ☑ Kernersville ☐

Client GA Power Profile (EZ) (Circle one) 362961 Notes

Item#	BP4U-125 mL Plastic Unpreserved (N/A) (Cl-)	BP3U-250 mL Plastic Unpreserved (N/A)	BP2U-500 mL Plastic Unpreserved (N/A)	BP1U-1 liter Plastic Unpreserved (N/A)		BP4S-125 mL Plastic H2SO4 (pH < 2) (Cl-)	BP3N-250 mL plastic HNO3 (pH < 2)	BP4Z-125 mL Plastic ZN Acetate & NaOH (>9)	BP4B-125 mL Plastic NaOH (pH > 12) (Cl-)	WGFU-Wide-mouthed Glass Jar Unpreserved	AG1U-1 liter Amber Unpreserved (N/A) (Cl-)	AG1H-1 liter Amber HCl (pH < 2)	AG3U-250 mL Amber Unpreserved (N/A) (Cl-)	AG1S-1 liter Amber H2SO4 (pH < 2)	AG3S-250 mL Amber H2SO4 (pH < 2)	DG94-40 mL Amber NH4Cl (N/A)(Cl-)	DG9H-40 mL VOA HCl (N/A)	VG9T-40 mL VOA Na2S2O3 (N/A)	VG9U-40 mL VOA Unpreserved (N/A)	DG9V-40 mL VOA H3PO4 (N/A)	KP7U-50 mL Plastic Unpreserved (N/A)	V/GK (3 vials per kit)-VPH/Gas kit (N/A)	SP5T-125 mL Sterile Plastic (N/A – lab)	SP2T-250 mL Sterile Plastic (N/A – lab)		BP3R-250 mL Plastic (NH2)2SO4 (9.3-9.7)	AG0U-100 mL Amber Unpreserved (N/A) (Cl-)	VSGU-20 mL Scintillation vials (N/A)	DG9U-40 mL Amber Unpreserved vials (N/A)
CC																														
1		2	1				2																							
2		2	1				2																							
3		2	1				2																							
4		2	1				2																							
5		2	1				2																							
6		2	1				2																							
7		2	1				2																							
8		2	1				2																							
9		2	1				2																							
10		1	1				2																							
11		1	1				2																							
12		1	1				2																							

pH Adjustment Log for Preserved Samples

Sample ID	Type of Preservative	pH upon receipt	Date preservation adjusted	Time preservation adjusted	Amount of Preservative added	Lot #

Note: Whenever there is a discrepancy affecting North Carolina compliance samples, a copy of this form will be sent to the North Carolina DENR Certification Office (i.e. Out of hold, incorrect preservative, out of temp, incorrect containers.

Pace® Location Requested (City/State):
Pace Analytical Charlotte
9800 Kincey Ave Suite 100, Huntersville, NC 28078

CHAIN-OF-CUSTODY Analytical Request Document

Chain-of-Custody is a LEGAL DOCUMENT - Complete all relevant fields

LAB USE ONLY- Affix Workorder/Login Label Here

Scan QR Code for Instructions

Company Name: Georgia Power - Bowen	Contact/Report To: Kristen Jurinko, Kevin Stephenson, Stantec Group
Street Address: 241 Ralph McGill Blvd NE Bin 10160 Atlanta, GA 30308	Phone #: (470) 217-0008; (404) 831-4407 E-Mail: knjurink@southernco.com; kmstephe@southernco.com Cc E-Mail: Laura Midkiff, Ben Hodges, Mike Smilley, Noelia Gangi
Customer Project #:	
Project Name: Bowen LF Cells 3&4	Invoice To: Account Payable
	Invoice Email: georgiapowerinvoices@southernco.com
Site Collection Info/Facility ID (as applicable):	Purchase Order # (if applicable): GPC82474-0006
	Quote #:
Time Zone Collected: [ ] AK [ ] PT [ ] MT [ ] CT [X] ET	County / State origin of sample(s): Georgia
Data Deliverables: [ ] Level II [ ] Level III [ ] Level IV [ ] EQUIS [ ] Other	Regulatory Program (DW, RCRA, etc.) as applicable: Reportable [ ] Yes [ ] No
	Rush (Pre-approval required): [ ] Same Day [ ] 1 Day [ ] 2 Day [ ] 3 Day Other
	Date Results Requested:
	DW PWSID # or WW Permit # as applicable:
	Field Filtered (if applicable): [ ] Yes [ ] No Analysis:

* Matrix Codes (Insert in Matrix box below): Drinking Water (DW), Ground Water (GW), Wastewater (WW), Product (P), Soil/Solid (SS), Oil (OL), Wipe (WP), Tissue (TS), Bioassay (B), Vapor (V), Surface Water (SW), Sediment (SED), Sludge (SL), Caulk (CK), Leachate (LL), Bioslid (BS), Other (OT)

Customer Sample ID	Matrix *	Comp / Grab	Composite Start Date	Composite Start Time	Collected or Composite End Date	Collected or Composite End Time	# Cont.	Res. Chlorine Result	Res. Chlorine Units	2320B Alkalinity	2540C Total Dissolved Solids	300.0-Cl, SO4, F	App I/III Metals + State Metals	Additional Metals (Fe, Mg, Mn, K, Na)					Lab Use Only	Sample Comment	Preservation non-conformance identified for sample
BOW-GWC-36A	WG	G			2/12/26	1052	5			X	X	X	X	X							
BOW-GWC-36RA	WG	G			2/12/26	1336	5			X	X	X	X	X							
BOW-GWC-37	WG	G			2/12/26	1308	5			X	X	X	X	X							
BOW-GWC-38	WG	G			2/12/26	1620	5			X	X	X	X	X							
BOW-GWC-16R	WG	G					5			X	X	X	X	X							
BOW-GWC-17R	WG	G					5			X	X	X	X	X							
BOW-GWC-18	WG	G			2/12/26	1155	5			X	X	X	X	X							
BOW-GWC-18R	WG	G			2/12/26	1305	5			X	X	X	X	X							
BOW-GWC-19R	WG	G			2/12/26	1437	5			X	X	X	X	X							
BOW-GWC-20R	WG	G			2/12/26	1549	5			X	X	X	X	X							

Specify Container Size **: 3 2 3 3 3

Identify Container Preservative Type***: 1 1 1 2 2

Analysis Requested

**Container Size: (1) 1L, (2) 500mL, (3) 250mL, (4) 125mL, (5) 100mL, (6) 40mL vial, (7) EnCore, (8) TerraCore, (9) 90mL, (10) Other

*** Preservative Types: (1) None, (2) HNO3, (3) H2SO4, (4) HCl, (5) NaOH, (6) Zn Acetate, (7) Na2SO4, (8) Sod. Thiosulfate, (9) Ascorbic Acid, (10) MeOH, (11) Other

Lab Use Only:
Proj. Mgr: Bonnie Vang
AcctNum / Client ID:
Table #:
Profile / Template: 16492
Prelog / Bottle Ord. ID: EZ 3362964

Additional Instructions from Pace®:
Task Code: BOW-CCR-ASSMT-2026S1
App I: Antimony, Arsenic, Barium, Beryllium, Cadmium, Chromium, Cobalt, Copper, Lead, Mercury, Nickel, Selenium, Silver, Thallium, Vanadium, Zinc
App III: Boron, Calcium, Chloride, Fluoride, Sulfate, TDS
Additional Metals: Iron, Magnesium, Manganese, Potassium, Sodium

Collected By: (Printed Name): William Laaker, Jay Siewert, Natalie Piparo, Shannon Northen, Ori Kimhi, Kyle Rhyne

Signature: EnSafe

Customer Remarks / Special Conditions / Possible Hazards:

Coolers: Thermometer ID: Correction Factor (°C): Obs Temp (°C): Corrected Temp (°C): On Ice

Relinquished by/Company: (Signature)	Date/Time	Received by/Company: (Signature)	Date/Time	Tracking Number:
EnSafe	2/13/26 1101	Pace	2/13/26 1101	
Relinquished by/Company: (Signature)	Date/Time	Received by/Company: (Signature)	Date/Time	Delivered by: [ ] In-Person [ ] Courier [ ] FedEx [ ] UPS [ ] Other
Pace	2/13/26 1430		2/13/26 1430	
Relinquished by/Company: (Signature)	Date/Time:	Received by/Company: (Signature)	Date/Time:	
Relinquished by/Company: (Signature)	Date/Time:	Received by/Company: (Signature)	Date/Time:	Page: 1

Submitting a sample via this chain of custody constitutes acknowledgment and acceptance of the Pace® Terms and Conditions found at https://www.pacelabs.com/resource-library/resource/pace-terms-and-conditions/

Pace® Location Requested (City/State):
Pace Analytical Charlotte
9800 Kincey Ave. Suite 100, Huntersville, NC 28078

CHAIN-OF-CUSTODY Analytical Request Document

Chain-of-Custody is a LEGAL DOCUMENT - Complete all relevant fields

LAB USE ONLY- Affix Workorder/Login Label Here

Scan QR Code for Instructions

Company Name: Georgia Power - Bowen	Contact/Report To: Kristen Jurinko, Kevin Stephenson, Stantec Group
Street Address: 241 Ralph McGill Blvd NE Bin 10160 Atlanta, GA 30308	Phone #: (470) 217-0008; (404) 831-4407 E-Mail: knjurink@southernco.com; kmstephe@southernco.com Cc E-Mail: Laura Midkiff, Ben Hodges, Mike Smilley, Noelia Gangi
Customer Project #:	
Project Name: Bowen LF Cells 3&4	Invoice To: Account Payable
	Invoice Email: georgiapowerinvoices@southernco.com
Site Collection Info/Facility ID (as applicable):	Purchase Order # (if applicable): GPC82474-0006
	Quote #:
Time Zone Collected: [ ] AK [ ] PT [ ] MT [ ] CT [X] ET	County / State origin of sample(s): Georgia
Data Deliverables: [ ] Level II [ ] Level III [ ] Level IV [ ] EQUIS [ ] Other	Regulatory Program (DW, RCRA, etc.) as applicable: Reportable [ ] Yes [ ] No
	Rush (Pre-approval required): [ ] Same Day [ ] 1 Day [ ] 2 Day [ ] 3 Day Other
	Date Results Requested:
	DW PWSID # or WW Permit # as applicable:
	Field Filtered (if applicable): [ ] Yes [ ] No Analysis:

* Matrix Codes (Insert in Matrix box below): Drinking Water (DW), Ground Water (GW), Wastewater (WW), Product (P), Soil/Solid (SS), Oil (OL), Wipe (WP), Tissue (TS), Bioassay (B), Vapor (V), Surface Water (SW), Sediment (SED), Sludge (SL), Caulk (CK), Leachate (LL), Biosolid (BS), Other (OT)

Customer Sample ID	Matrix *	Comp / Grab	Composite Start Date	Composite Start Time	Collected or Composite End Date	Collected or Composite End Time	# Cont.	Res. Chlorine Result	Res. Chlorine Units	2320B Alkalinity	2540C Total Dissolved Solids	300.0-Cl, SO4, F	App I/III Metals + State Metals	Additional Metals (Fe, Mg, Mn, K, Na)
Specify Container Size **										3	2	3	3	3
Identify Container Preservative Type***										1	1	1	2	2
BOW-GWC-21R	WG	G					5			X	X	X	X	X
BOW-GWC-22R	WG	G					5			X	X	X	X	X
BOW-GWC-23R	WG	G					5			X	X	X	X	X
BOW-GWC-24R	WG	G			2/12/26	1438	5			X	X	X	X	X
BOW-GWC-25	WG	G					5			X	X	X	X	X
BOW-GWC-25R	WG	G					5			X	X	X	X	X
BOW-LF3-4-FD- 05	WG	G			2/12/26	—	4				X	X	X	
BOW-LF3-4-FD-	WG	G					4				X	X	X	
BOW-LF3-4-FB- 05	WQ	G			2/12/26	1530	4				X	X	X	
BOW-LF3-4-FB-	WQ	G					4				X	X	X	

**Containter Size: (1) 1L, (2) 500mL, (3) 250mL, (4) 125mL, (5) 100mL, (6) 40mL vial, (7) EnCore, (8) TerraCore, (9) 90mL, (10) Other

*** Preservative Types: (1) None, (2) HNO3, (3) H2SO4, (4) HCl, (5) NaOH, (6) Zn Acetate, (7) NaHSO4, (8) Sod Thiosulfate, (9) Ascorbic Acid, (10) MeOH, (11) Other

Analysis Requested

Lab Use Only
Proj. Mgr: Bonnie Vang
AcctNum / Client ID:
Table #
Profile / Template: 16492
Prelog / Bottle Ord. ID: EZ 3362964

Sample Comment

Preservation non-conformance identified for sample.

Additional Instructions from Pace® :
Task Code: BOW-CCR-ASSMT-2026S1
App I: Antimony, Arsenic, Barium, Beryllium, Cadmium, Chromium, Cobalt, Copper, Lead, Mercury, Nickel, Selenium, Silver, Thallium, Vanadium, Zinc
App III: Boron, Calcium, Chloride, Fluoride, Sulfate, TDS
Additional Metals: Iron, Magnesium, Manganese, Potassium, Sodium

Collected By: (Printed Name): William Laaker, Jay Siewert, Natalie Piparo, Shannon Northen, Ori Kimhi, Kyle Rhyne

Signature: EnSafe

Customer Remarks / Special Conditions / Possible Hazards:

Coolers: Thermometer ID: Correction Factor (°C): Obs. Temp (°C): Corrected Temp (°C): On Ice:

Relinquished by/Company: (Signature)	Date/Time	Received by/Company: (Signature)	Date/Time	Tracking Number:
EnSafe	2/13/26 1101	Ryan Williams / Pace	2/13/26 1101	
Ryan Williams / Pace	2/13/26 1430		2/13/26 1430	Delivered by: [ ] In-Person [ ] Courier [ ] FedEx [ ] UPS [ ] Other

Page: 2 Page 68 of 77

Submitting a sample via this chain of custody constitutes acknowledgment and acceptance of the Pace® Terms and Conditions found at https://www.pacelabs.com/resource-library/resource/pace-terms-and-conditions/

Pace® Location Requested (City/State):
Pace Analytical Charlotte
9800 Kincey Ave. Suite 100, Huntersville, NC 28078

CHAIN-OF-CUSTODY Analytical Request Document

Chain-of-Custody is a LEGAL DOCUMENT - Complete all relevant fields

LAB USE ONLY- Affix Workorder/Login Label Here

Scan QR Code for Instructions

Company Name: Georgia Power - Bowen
Street Address: 241 Ralph McGill Blvd NE
Bin 10160
Atlanta, GA 30308
Customer Project #:
Project Name: Bowen LF Cells 3&4
Site Collection Info/Facility ID (as applicable):
Time Zone Collected: [ ] AK [ ] PT [ ] MT [ ] CT [X] ET

Contact/Report To: Kristen Jurinko, Kevin Stephenson, Stantec Group
Phone #: (470) 217-0008; (404) 831-4407
E-Mail: knjurink@southernco.com; kmstephe@southernco.com
Cc E-Mail: Laura Midkiff, Ben Hodges, Mike Smilley, Noelia Gangi
Invoice To: Account Payable
Invoice Email: georgiapowerinvoices@southernco.com
Purchase Order # (if applicable): GPC82474-0006
Quote #:
County / State origin of sample(s): Georgia

Data Deliverables:
[ ] Level II [ ] Level III [ ] Level IV
[ ] EQUIS
[ ] Other _____

Regulatory Program (DW, RCRA, etc.) as applicable: Reportable [ ] Yes [ ] No
Rush (Pre-approval required): [ ] Same Day [ ] 1 Day [ ] 2 Day [ ] 3 Day Other _____
DW PWSID # or WW Permit # as applicable:
Date Results Requested:
Field Filtered (if applicable): [ ] Yes [ ] No
Analysis:

Specify Container Size **: 3 | 2 | 3 | 3 | 3
Identify Container Preservative Type***: 1 | 1 | 1 | 2 | 2
Analysis Requested

**Container Size: (1) 1L, (2) 500mL, (3) 250mL, (4) 125mL, (5) 100mL, (6) 40mL vial, (7) EnCore, (8) TerraCore, (9) 90mL, (10) Other
*** Preservative Types: (1) None, (2) HNO3, (3) H2SO4, (4) HCl, (5) NaOH, (6) Zn Acetate, (7) NaHSO4, (8) Sod Thiosulfate, (9) Ascorbic Acid, (10) MeOH, (11) Other

Lab Use Only
Proj. Mgr: Bonnie Vang
AcctNum / Client ID:
Table #:
Profile / Template: 16492
Prelog / Bottle Ord ID: EZ 3362964

* Matrix Codes (Insert in Matrix box below): Drinking Water (DW), Ground Water (GW), Wastewater (WW), Product (P), Soil/Solid (SS), Oil (OL), Wipe (WP), Tissue (TS), Bioassay (B), Vapor (V), Surface Water (SW), Sediment (SED), Sludge (SL), Caulk (CK), Leachate (LL), Biosolid (BS), Other (OT)

Customer Sample ID	Matrix *	Comp / Grab	Composite Start Date	Composite Start Time	Collected or Composite End Date	Collected or Composite End Time	# Cont.	Res. Chlorine Result	Res. Chlorine Units	2320B Alkalinity	2540C Total Dissolved Solids	300.0-Cl, SO4, F	App I/III Metals + State Metals	Additional Metals (Fe, Mg, Mn, K, Na)						Sample Comment	Preservation non-conformance identified for sample
BOW-LF3-4-EB- 05	WQ	G			2/12/26	1540	4				X	X	X								
BOW-LF3-4-EB-	WQ	G					4				X	X	X								

Additional Instructions from Pace®:
Task Code: BOW-CCR-ASSMT-2026S1
App I: Antimony, Arsenic, Barium, Beryllium, Cadmium, Chromium, Cobalt, Copper, Lead, Mercury, Nickel, Selenium, Silver, Thallium, Vanadium, Zinc
App III: Boron, Calcium, Chloride, Fluoride, Sulfate, TDS
Additional Metals: Iron, Magnesium, Manganese, Potassium, Sodium

Collected By: (Printed Name) William Laaker, Jay Siewert, Natalie Piparo, Shannon Northen, Ori Kimhi, Kyle Rhyne
Signature: [signature] EnSafe

Customer Remarks / Special Conditions / Possible Hazards:
Coolers: Thermometer ID: Correction Factor (°C): Obs Temp (°C): Corrected Temp (°C): Ostrc:

Relinquished by/Company: (Signature)	Date/Time	Received by/Company: (Signature)	Date/Time	Tracking Number:
[signature] EnSafe	2/13/26 1101	Kyan William / Pace	2/13/26 1101	
Kyan William / Pace	2/13/26 1430	[signature]	2/13/26 1430	Delivered by: [ ] In-Person [ ] Courier [ ] FedEX [ ] UPS [ ] Other

Page: 3 Page 69 of 77

Submitting a sample via this chain of custody constitutes acknowledgment and acceptance of the Pace® Terms and Conditions found at https://www.pacelabs.com/resource-library/resource/pace-terms-and-conditions/

ENV-FRM-CORQ-0019_v02_110123 ©

Pace	DC#_Title: ENV-FRM-HUN1-0083 v05_Sample Condition Upon Receipt
	Effective Date: 05/24/2024

Laboratory receiving samples:

Asheville ☐ Eden ☐ Greenwood ☐ Huntersville ☐ Raleigh ☐ Mechanicsville ☐ Atlanta ☑ Kernersville ☐

Sample Condition Upon Receipt

Client Name: GA Power

Project #:

Courier: ☐ Commercial ☐ Fed Ex ☑ Pace ☐ UPS ☐ USPS ☐ Other:____ ☐ Client

Custody Seal Present? ☐ Yes ☑ No Seals Intact? ☐ Yes ☐ No ☑ N/A

Date/Initials Person Examining Contents: 2/17/26 CAH

Packing Material: ☐ Bubble Wrap ☐ Bubble Bags ☑ None ☐ Other

Biological Tissue Frozen? ☐ Yes ☐ No ☑ N/A

Thermometer: ☐ IR Gun ID: 083

Type of Ice: ☑ Wet ☐ Blue ☐ None

Cooler Temp: 3.2 Correction Factor: Add/Subtract (°C) 0.0

Temp should be above freezing to 6°C

☐ Samples out of temp criteria. Samples on ice, cooling process has begun

Cooler Temp Corrected (°C): 3.2

USDA Regulated Soil (☐ N/A, water sample)

Did samples originate in a quarantine zone within the United States: CA, NY, or SC (check maps)? ☐ Yes ☐ No

Did samples originate from a foreign source (internationally, including Hawaii and Puerto Rico)? ☐ Yes ☐ No

				Comments/Discrepancy:
Chain of Custody Present?	☑ Yes	☐ No	☐ N/A	1.
Samples Arrived within Hold Time?	☑ Yes	☐ No	☐ N/A	2.
Short Hold Time Analysis (<72 hr.)?	☐ Yes	☑ No	☐ N/A	3.
Rush Turn Around Time Requested?	☐ Yes	☑ No	☐ N/A	4.
Sufficient Volume?	☑ Yes	☐ No	☐ N/A	5.
Correct Containers Used?	☑ Yes	☐ No	☐ N/A	6.
-Pace Containers Used?	☑ Yes	☐ No	☐ N/A	
Containers Intact?	☑ Yes	☐ No	☐ N/A	7.
Dissolved analysis: Samples Field Filtered?	☐ Yes	☐ No	☑ N/A	8.
Sample Labels Match COC?	☑ Yes	☐ No	☐ N/A	9.
-Includes Date/Time/ID/Analysis Matrix: W				
Headspace in VOA Vials (>5-6mm)?	☐ Yes	☐ No	☑ N/A	10.
Trip Blank Present?	☐ Yes	☐ No	☑ N/A	11.
Trip Blank Custody Seals Present?	☐ Yes	☐ No	☑ N/A	

COMMENTS/SAMPLE DISCREPANCY

Field Data Required? ☐ Yes ☐ No

Lot ID of split containers:

CLIENT NOTIFICATION/RESOLUTION

Person contacted: _____ Date/Time: _____

Project Manager SCURF Review: _____ Date: _____

Project Manager SRF Review: _____ Date: _____

Pace	DC#_Title: ENV-FRM-HUN1-0083 v05_Sample Condition Upon Receipt
	Effective Date: 05/24/2024

*Check mark top half of box if pH and/or dechlorination is verified and within the acceptance range for preservation samples.
Exceptions: VOA, Coliform, TOC, Oil and Grease, DRO/8015 (water) DOC, LLHg
**Bottom half of box is to list number of bottles
***Check all unpreserved Nitrates for chlorine

Project #

Laboratory Receiving Location: Asheville ☐ Eden ☐ Greenwood ☐ Huntersville ☐ Raleigh ☐ Mechanicsville ☐ Atlanta ☐ Kernersville ☐

Client_____ Profile/EZ (Circle one)_____ Notes_____

Item#	BP4U-125 mL Plastic Unpreserved (N/A) (Cl-)	BP3U-250 mL Plastic Unpreserved (N/A)	BP2U-500 mL Plastic Unpreserved (N/A)	BP1U-1 liter Plastic Unpreserved (N/A)		BP4S-125 mL Plastic H2SO4 (pH < 2) (Cl-)	BP3N-250 mL plastic HNO3 (pH < 2)	BP4Z-125 mL Plastic ZN Acetate & NaOH (>9)	BP4B-125 mL Plastic NaOH (pH > 12) (Cl-)	WGFU-Wide-mouthed Glass jar Unpreserved	AG1U-1 liter Amber Unpreserved (N/A) (Cl-)	AG1H-1 liter Amber HCl (pH < 2)	AG3U-250 mL Amber Unpreserved (N/A) (Cl-)	AG1S-1 liter Amber H2SO4 (pH < 2)	AG3S-250 mL Amber H2SO4 (pH < 2)	DG94-40 mL Amber NH4Cl (N/A)(Cl-)	DG9H-40 mL VOA HCl (N/A)	VG9T-40 mL VOA Na2S2O3 (N/A)	VG9U-40 mL VOA Unpreserved (N/A)	DG9V-40 mL VOA H3PO4 (N/A)	KP7U-50 mL Plastic Unpreserved (N/A)	V/GK (3 vials per kit)-VPH/Gas kit (N/A)	SP5T-125 mL Sterile Plastic (N/A - lab)	SP2T-250 mL Sterile Plastic (N/A - lab)		BP3R-250 mL Plastic (NH2)2SO4 (9.3-9.7)	AG0U-100 mL Amber Unpreserved (N/A) (Cl-)	VSGU-20 mL Scintillation vials (N/A)	DG9U-40 mL Amber Unpreserved vials (N/A)
CC																														
1		2	1				2																							
2		2	1				2																							
3		2	1				2																							
4		2	1				2																							
5		2	1				2																							
6		2	1				2																							
7		1	1				2																							
8		1	1				2																							
9		1	1				2																							
10																														
11																														
12																														

pH Adjustment Log for Preserved Samples

Sample ID	Type of Preservative	pH upon receipt	Date preservation adjusted	Time preservation adjusted	Amount of Preservative added	Lot #

Note: Whenever there is a discrepancy affecting North Carolina compliance samples, a copy of this form will be sent to the North Carolina DENR Certification Office (i.e. Out of hold, incorrect preservative, out of temp, incorrect containers.

Pace® Location Requested (City/State):
Pace Analytical Charlotte
9800 Kincey Ave Suite 100, Huntersville, NC 28078

CHAIN-OF-CUSTODY Analytical Request Document

Chain-of-Custody is a LEGAL DOCUMENT - Complete all relevant fields

LAB USE ONLY- Affix Workorder/Login Label Here

92844150

Scan QR Code for Instructions

Company Name: Georgia Power - Bowen	Contact/Report To: Kristen Jurinko, Kevin Stephenson, Stantec Group
Street Address: 241 Ralph McGill Blvd NE Bin 10160 Atlanta, GA 30308	Phone #: (470) 217-0008; (404) 831-4407 E-Mail: knjurink@southernco.com; kmstephe@southernco.com Cc E-Mail: Laura Midkiff, Ben Hodges, Mike Smilley, Noelia Gangi
Customer Project #:	
Project Name: Bowen LF Cells 3&4	Invoice To: Account Payable
Site Collection Info/Facility ID (as applicable):	Invoice Email: georgiapowerinvoices@southernco.com Purchase Order # (If applicable): GPC82474-0006 Quote #:
Time Zone Collected: [ ] AK [ ] PT [ ] MT [ ] CT [X] ET	County / State origin of sample(s): Georgia

Data Deliverables:
[ ] Level II [ ] Level III [ ] Level IV
[ ] EQUIS
[ ] Other_____

Regulatory Program (DW, RCRA, etc.) as applicable: Reportable [ ] Yes [ ] No

Rush (Pre-approval required):
[ ] Same Day [ ] 1 Day [ ] 2 Day [ ] 3 Day Other _____

DW PWSID # or WW Permit # as applicable:

Date Results Requested:

Field Filtered (if applicable): [ ] Yes [ ] No
Analysis:

* Matrix Codes (Insert in Matrix box below): Drinking Water (DW), Ground Water (GW), Wastewater (WW), Product (P), Soil/Solid (SS), Oil (OL), Wipe (WP), Tissue (TS), Bioassay (B), Vapor (V), Surface Water (SW), Sediment (SED), Sludge (SL), Caulk (CK), Leachate (LL), Biosolid (BS), Other (OT)

Specify Container Size **: 3 2 3 3 3

Identify Container Preservative Type***: 1 1 1 2 2

**Container Size: (1) 1L, (2) 500mL, (3) 250mL, (4) 125mL, (5) 100mL, (6) 40mL vial, (7) EnCore, (8) TerraCore, (9) 90mL, (10) Other

*** Preservative Types: (1) None, (2) HNO3, (3) H2SO4, (4) HCl, (5) NaOH, (6) Zn Acetate, (7) NaHSO4, (8) Sod Thiosulfate, (9) Ascorbic Acid, (10) MeOH, (11) Other

Customer Sample ID	Matrix *	Comp / Grab	Composite Start Date	Composite Start Time	Collected or Composite End Date	Collected or Composite End Time	# Cont.	Res. Chlorine Result	Res. Chlorine Units	2320B Alkalinity	2540C Total Dissolved Solids	300.0-Cl, SO4, F	App I/III Metals + State Metals	Additional Metals (Fe, Mg, Mn, K, Na)	Sample Comment
BOW-GWC-36A	WG	G					5			X	X	X	X	X	
BOW-GWC-36RA	WG	G					5			X	X	X	X	X	
BOW-GWC-37	WG	G					5			X	X	X	X	X	
BOW-GWC-38	WG	G					5			X	X	X	X	X	
BOW-GWC-16R	WG	G			2/13/26	0950	5			X	X	X	X	X	
BOW-GWC-17R	WG	G			2/13/26	1040	5			X	X	X	X	X	013
BOW-GWC-18	WG	G					5			X	X	X	X	X	014
BOW-GWC-18R	WG	G					5			X	X	X	X	X	
BOW-GWC-19R	WG	G					5			X	X	X	X	X	
BOW-GWC-20R	WG	G					5			X	X	X	X	X	

Lab Use Only
Proj. Mgr: Bonnie Vang
AcctNum / Client ID:
Table #:
Profile / Template: 16492
Prelog / Bottle Ord. ID: EZ 3362964

Preservation non-conformance identified for sample.

Additional Instructions from Pace®:
Task Code: BOW-CCR-ASSMT-2026S1
App I: Antimony, Arsenic, Barium, Beryllium, Cadmium, Chromium, Cobalt, Copper, Lead, Mercury, Nickel, Selenium, Silver, Thallium, Vanadium, Zinc
App III: Boron, Calcium, Chloride, Fluoride, Sulfate, TDS
Additional Metals: Iron, Magnesium, Manganese, Potassium, Sodium

Collected By: (Printed Name) William Laaker, Jay Siewert, Natalie Piparo, Shannon Northen, Ori Kimhi, Kyle Rhyne
Signature:

Customer Remarks / Special Conditions / Possible Hazards:

Coolers: Thermometer ID: Correction Factor (°C): Obs. Temp. (°C): Corrected Temp (°C): On Ice:

Relinquished By/Company: (Signature)	Date/Time:	Received by/Company: (Signature)	Date/Time:	Tracking Number:
EnSafe	2/17/26 1020	Ryan William / Pace	2/17/26 1020	
Ryan William / Pace	2/17/26 1205		2/17/26 1205	Delivered by: [ ] In-Person [ ] Courier [ ] FedEx [ ] UPS [ ] Other

Page: 1 of 3

Submitting a sample via this chain of custody constitutes acknowledgment and acceptance of the Pace® Terms and Conditions found at https://www.pacelabs.com/resource-library/resource/pace-terms-and-conditions/

Pace® Location Requested (City/State):
Pace Analytical Charlotte
9800 Kincey Ave Suite 100, Huntersville, NC 28078

CHAIN-OF-CUSTODY Analytical Request Document

Chain-of-Custody is a LEGAL DOCUMENT - Complete all relevant fields

LAB USE ONLY- Affix Workorder/Login Label Here

Scan QR Code for Instructions

Company Name: Georgia Power - Bowen	Contact/Report To: Kristen Jurinko, Kevin Stephenson, Stantec Group
Street Address: 241 Ralph McGill Blvd NE, Bin 10160, Atlanta, GA 30308	Phone #: (470) 217-0008; (404) 831-4407
	E-Mail: knjurink@southernco.com; kmstephe@southernco.com
	Cc E-Mail: Laura Midkiff, Ben Hodges, Mike Smilley, Noelia Gangi
Customer Project #:	
Project Name: Bowen LF Cells 3&4	Invoice To: Account Payable
	Invoice Email: georgiapowerinvoices@southernco.com
Site Collection Info/Facility ID (as applicable):	Purchase Order # (if applicable): GPC82474-0006
	Quote #:
Time Zone Collected: [ ] AK [ ] PT [ ] MT [ ] CT [X] ET	County / State origin of sample(s): Georgia

Data Deliverables:
[ ] Level II [ ] Level III [ ] Level IV
[ ] EQUIS
[ ] Other_____

Regulatory Program (DW, RCRA, etc.) as applicable: Reportable [ ] Yes [ ] No

Rush (Pre-approval required):
[ ] Same Day [ ] 1 Day [ ] 2 Day [ ] 3 Day Other_____

Date Results Requested:

DW PWSID # or WW Permit # as applicable:

Field Filtered (if applicable): [ ] Yes [ ] No
Analysis:

* Matrix Codes (Insert in Matrix box below): Drinking Water (DW), Ground Water (GW), Wastewater (WW), Product (P), Soil/Solid (SS), Oil (OL), Wipe (WP), Tissue (TS), Bioassay (B), Vapor (V), Surface Water (SW), Sediment (SED), Sludge (SL), Caulk (CK), Leachate (LL), Biosolid (BS), Other (OT)

Customer Sample ID	Matrix *	Comp / Grab	Composite Start Date	Composite Start Time	Collected or Composite End Date	Collected or Composite End Time	# Cont.	Res. Chlorine Result	Res. Chlorine Units	2320B Alkalinity	2540C Total Dissolved Solids	300.0-Cl, SO4, F	App I/III Metals + State Metals	Additional Metals (Fe, Mg, Mn, K, Na)	Sample Comment
BOW-GWC-21R	WG	G					5			X	X	X	X	X	
BOW-GWC-22R	WG	G			2/13/26	1148	5			X	X	X	X	X	015
BOW-GWC-23R	WG	G			2/13/26	0956	5			X	X	X	X	X	016
BOW-GWC-24R	WG	G					5			X	X	X	X	X	
BOW-GWC-25	WG	G			2/16/26	1102	5			X	X	X	X	X	017
BOW-GWC-25R	WG	G			2/13/26	1147	5			X	X	X	X	X	018
BOW-LF3-4-FD- 06	WG	G			2/16/26	—	4				X	X	X		019
BOW-LF3-4-FD-	WG	G					4				X	X	X		
BOW-LF3-4-FB- 06	WQ	G			2/16/26	1556	4				X	X	X		020
BOW-LF3-4-FB-	WQ	G					4				X	X	X		

Specify Container Size **: 3 2 3 3 3
Identify Container Preservative Type***: 1 1 1 2 2
Analysis Requested

**Container Size: (1) 1L, (2) 500mL, (3) 250mL, (4) 125mL, (5) 100mL, (6) 40mL vial, (7) EnCore, (8) TerraCore, (9) 90mL, (10) Other

*** Preservative Types: (1) None, (2) HNO3, (3) H2SO4, (4) HCl, (5) NaOH, (6) Zn Acetate, (7) NaHSO4, (8) Sod Thiosulfate, (9) Ascorbic Acid, (10) MeOH, (11) Other

Lab Use Only
Proj. Mgr.: Bonnie Vang
AcctNum / Client ID:
Table #:
Profile / Template: 16492
Prelog / Bottle Ord. ID: EZ 3362964

Preservation non-conformance identified for sample

Additional Instructions from Pace® :
Task Code: BOW-CCR-ASSMT-2026S1
App I: Antimony, Arsenic, Barium, Beryllium, Cadmium, Chromium, Cobalt, Copper, Lead, Mercury, Nickel, Selenium, Silver, Thallium, Vanadium, Zinc
App III: Boron, Calcium, Chloride, Fluoride, Sulfate, TDS
Additional Metals: Iron, Magnesium, Manganese, Potassium, Sodium

Collected By: (Printed Name): William Laaker, Jay Siewert, Natalie Piparo, Shannon Northen, Ori Kimhi, Kyle Rhyne
Signature:

Customer Remarks / Special Conditions / Possible Hazards:

Coolers: Thermometer ID: Correction Factor (°C): Obs Temp (°C): Corrected Temp (°C): On Ice

Relinquished by/Company: (Signature)	Date/Time:	Received by/Company: (Signature)	Date/Time:	Tracking Number:
EnSafe	2/17/26 1020	Ryan Williams / Pace	2/17/26 1020	
Ryan Williams / Pace	2/17/26 1205	Christ Hunt	2/17/26 1205	Delivered by: [ ] In-Person [ ] Courier [ ] FedEx [ ] UPS [ ] Other
Relinquished by/Company: (Signature)	Date/Time:	Received by/Company: (Signature)	Date/Time:	
Relinquished by/Company: (Signature)	Date/Time:	Received by/Company: (Signature)	Date/Time:	

Page: 2 of 3

Submitting a sample via this chain of custody constitutes acknowledgment and acceptance of the Pace® Terms and Conditions found at https://www.pacelabs.com/resource-library/resource/pace-terms-and-conditions/

Pace® Location Requested (City/State):
Pace Analytical Charlotte
9800 Kincey Ave. Suite 100, Huntersville, NC 28078

CHAIN-OF-CUSTODY Analytical Request Document

Chain-of-Custody is a LEGAL DOCUMENT - Complete all relevant fields

LAB USE ONLY- Affix Workorder/Login Label Here

Scan QR Code for Instructions

Company Name: Georgia Power - Bowen
Street Address: 241 Ralph McGill Blvd NE
Bin 10160
Atlanta, GA 30308
Customer Project #:
Project Name: Bowen LF Cells 3&4
Site Collection Info/Facility ID (as applicable):
Time Zone Collected: [ ] AK [ ] PT [ ] MT [ ] CT [X] ET

Contact/Report To: Kristen Jurinko, Kevin Stephenson, Stantec Group
Phone #: (470) 217-0008; (404) 831-4407
E-Mail: knjurink@southernco.com; kmstephe@southernco.com
Cc E-Mail: Laura Midkiff, Ben Hodges, Mike Smilley, Noelia Gangi
Invoice To: Account Payable
Invoice Email: georgiapowerinvoices@southernco.com
Purchase Order # (if applicable): GPC82474-0006
Quote #:
County / State origin of sample(s): Georgia

Data Deliverables:
[ ] Level II [ ] Level III [ ] Level IV
[ ] EQUIS
[ ] Other

Regulatory Program (DW, RCRA, etc.) as applicable:
Reportable [ ] Yes [ ] No
Rush (Pre-approval required):
[ ] Same Day [ ] 1 Day [ ] 2 Day [ ] 3 Day Other
DW PWSID # or WW Permit # as applicable:
Date Results Requested:
Field Filtered (if applicable): [ ] Yes [ ] No
Analysis:

Specify Container Size **: 3 | 2 | 3 | 3 | 3
Identify Container Preservative Type***: 1 | 1 | 1 | 2 | 2
Analysis Requested

**Container Size: (1) 1L, (2) 500mL, (3) 250mL, (4) 125mL, (5) 100mL, (6) 40mL vial, (7) EnCore, (8) TerraCore, (9) 90mL, (10) Other
*** Preservative Types: (1) None, (2) HNO3, (3) H2SO4, (4) HCl, (5) NaOH, (6) Zn Acetate, (7) NaHSO4, (8) Sod. Thiosulfate, (9) Ascorbic Acid, (10) MeOH, (11) Other

Lab Use Only
Proj. Mgr: Bonnie Vang
AcctNum / Client ID:
Table #:
Profile / Template: 16492
Prelog / Bottle Ord. ID: EZ 3362964

* Matrix Codes (insert in Matrix box below): Drinking Water (DW), Ground Water (GW), Wastewater (WW), Product (P), Soil/Solid (SS), Oil (OL), Wipe (WP), Tissue (TS), Bioassay (B), Vapor (V), Surface Water (SW), Sediment (SED), Sludge (SL), Caulk (CK), Leachate (LL), Biosolid (BS), Other (OT)

Customer Sample ID	Matrix *	Comp / Grab	Composite Start Date	Composite Start Time	Collected or Composite End Date	Collected or Composite End Time	# Cont.	Res. Chlorine Result	Res. Chlorine Units	2320B Alkalinity	2540C Total Dissolved Solids	300.0-Cl, SO4, F	App I/III Metals + State Metals	Additional Metals (Fe, Mg, Mn, K, Na)	Sample Comment	Preservation non-conformance identified for sample
BOW-LF3-4-EB-06	WQ	G			2/16/26	1600	4				X	X	X		021	
BOW-LF3-4-EB-	WQ	G					4				X	X	X			

Additional Instructions from Pace®:
Task Code: BOW-CCR-ASSMT-2026S1
App I: Antimony, Arsenic, Barium, Beryllium, Cadmium, Chromium, Cobalt, Copper, Lead, Mercury, Nickel, Selenium, Silver, Thallium, Vanadium, Zinc
App III: Boron, Calcium, Chloride, Fluoride, Sulfate, TDS
Additional Metals: Iron, Magnesium, Manganese, Potassium, Sodium

Collected By: (Printed Name) William Laaker, Jay Siewert, Natalie Piparo, Shannon Northen, Ori Kimhi, Kyle Rhyne
Signature:
EnSafe

Customer Remarks / Special Conditions / Possible Hazards:
Coolers: Thermometer ID: Correction Factor (°C): Obs. Temp. (°C): Corrected Temp (°C): Device:

Relinquished by/Company: (Signature)	Date/Time:	Received by/Company: (Signature)	Date/Time:
[signature] EnSafe	2/17/26 1020	Ryan Williams / Pace	2/17/26 1020
Ryan Williams / Pace	2/17/26 1205	[signature] 2/17/26	1205

Tracking Number:
Delivered by: [ ] In-Person [ ] Courier [ ] FedEX [ ] UPS [ ] Other

Submitting a sample via this chain of custody constitutes acknowledgment and acceptance of the Pace® Terms and Conditions found at https://www.pacelabs.com/resource-library/resource/pace-terms-and-conditions/

ENV-FRM-CORO-0019_v02_110123 ©

Pace	DC#_Title: ENV-FRM-HUN1-0083 v05_Sample Condition Upon Receipt
	Effective Date: 05/24/2024

Laboratory receiving samples:

Asheville ☐ Eden ☐ Greenwood ☐ Huntersville ☐ Raleigh ☐ Mechanicsville ☐ Atlanta ☑ Kernersville ☐

Sample Condition Upon Receipt

Client Name: GA Power

Project #:

Courier: ☐ Commercial ☐ Fed Ex ☑ Pace ☐ UPS ☐ USPS ☐ Other: ☐ Client

Custody Seal Present? ☐ Yes ☑ No Seals Intact? ☐ Yes ☐ No ☑ N/A

Date/Initials Person Examining Contents: 2/20/26 CH

Packing Material: ☐ Bubble Wrap ☐ Bubble Bags ☑ None ☐ Other

Thermometer: ☑ IR Gun ID: 214

Biological Tissue Frozen? ☐ Yes ☐ No ☑ N/A

Type of Ice: ☑ Wet ☐ Blue ☐ None

Cooler Temp: 3.3 Correction Factor: Add/Subtract (°C) 0.0

Cooler Temp Corrected (°C): 3.3

Temp should be above freezing to 6°C

☐ Samples out of temp criteria. Samples on ice, cooling process has begun

USDA Regulated Soil (☐ N/A, water sample)

Did samples originate in a quarantine zone within the United States: CA, NY, or SC (check maps)? ☐ Yes ☐ No

Did samples originate from a foreign source (internationally, including Hawaii and Puerto Rico)? ☐ Yes ☐ No

				Comments/Discrepancy:
Chain of Custody Present?	☑ Yes	☐ No	☐ N/A	1.
Samples Arrived within Hold Time?	☑ Yes	☐ No	☐ N/A	2.
Short Hold Time Analysis (<72 hr.)?	☐ Yes	☑ No	☐ N/A	3.
Rush Turn Around Time Requested?	☐ Yes	☑ No	☐ N/A	4.
Sufficient Volume?	☑ Yes	☐ No	☐ N/A	5.
Correct Containers Used?	☑ Yes	☐ No	☐ N/A	6.
-Pace Containers Used?	☑ Yes	☐ No	☐ N/A	
Containers Intact?	☑ Yes	☐ No	☐ N/A	7.
Dissolved analysis: Samples Field Filtered?	☐ Yes	☐ No	☑ N/A	8.
Sample Labels Match COC?	☑ Yes	☐ No	☐ N/A	9.
-Includes Date/Time/ID/Analysis Matrix: W				
Headspace in VOA Vials (>5-6mm)?	☐ Yes	☐ No	☑ N/A	10.
Trip Blank Present?	☐ Yes	☐ No	☑ N/A	11.
Trip Blank Custody Seals Present?	☐ Yes	☐ No	☑ N/A	

COMMENTS/SAMPLE DISCREPANCY

Field Data Required? ☐ Yes ☐ No

CLIENT NOTIFICATION/RESOLUTION

Lot ID of split containers:

Person contacted: _____ Date/Time: _____

Project Manager SCURF Review: _____ Date: _____

Project Manager SRF Review: _____ Date: _____

*Check mark top half of box if pH and/or dechlorination is verified and within the acceptance range for preservation samples.
Exceptions: VOA, Coliform, TOC, Oil and Grease, DRO/8015 (water) DOC, LLHg
**Bottom half of box is to list number of bottles
***Check all unpreserved Nitrates for chlorine

Project #

Laboratory Receiving Location: Asheville ☐ Eden ☐ Greenwood ☐ Huntersville ☐ Raleigh ☐ Mechanicsville ☐ Atlanta ☐ Kernersville ☐

Client_____ Profile/EZ (Circle one)_____ Notes_____

Item#	BP4U-125 mL Plastic Unpreserved (N/A) (Cl-)	BP3U-250 mL Plastic Unpreserved (N/A)	BP2U-500 mL Plastic Unpreserved (N/A)	BP1U-1 liter Plastic Unpreserved (N/A)		BP4S-125 mL Plastic H2SO4 (pH < 2) (Cl-)	BP3N-250 mL plastic HNO3 (pH < 2)	BP4Z-125 mL Plastic ZN Acetate & NaOH (>9)	BP4B-125 mL Plastic NaOH (pH > 12) (Cl-)	WGFU-Wide-mouthed Glass jar Unpreserved	AG1U-1 liter Amber Unpreserved (N/A) (Cl-)	AG1H-1 liter Amber HCl (pH < 2)	AG3U-250 mL Amber Unpreserved (N/A) (Cl-)	AG1S-1 liter Amber H2SO4 (pH < 2)	AG3S-250 mL Amber H2SO4 (pH < 2)	DG94-40 mL Amber NH4Cl (N/A)(Cl-)	DG9H-40 mL VOA HCl (N/A)	VG9T-40 mL VOA Na2S2O3 (N/A)	VG9U-40 mL VOA Unpreserved (N/A)	DG9V-40 mL VOA H3PO4 (N/A)	KP7U-50 mL Plastic Unpreserved (N/A)	V/GK (3 vials per kit)-VPH/Gas kit (N/A)	SP5T-125 mL Sterile Plastic (N/A – lab)	SP2T-250 mL Sterile Plastic (N/A – lab)		BP3R-250 mL Plastic (NH2)2SO4 (9.3-9.7)	AG0U-100 mL Amber Unpreserved (N/A) (Cl-)	VSGU-20 mL Scintillation vials (N/A)	DG9U-40 mL Amber Unpreserved vials (N/A)
CC																													
1		2	1				2																						
2																													
3																													
4																													
5																													
6																													
7																													
8																													
9																													
10																													
11																													
12																													

pH Adjustment Log for Preserved Samples

Sample ID	Type of Preservative	pH upon receipt	Date preservation adjusted	Time preservation adjusted	Amount of Preservative added	Lot #

Note: Whenever there is a discrepancy affecting North Carolina compliance samples, a copy of this form will be sent to the North Carolina DENR Certification Office (i.e. Out of hold, incorrect preservative, out of temp, incorrect containers.

Pace® Location Requested (City/State):
Pace Analytical Charlotte
9800 Kincey Ave. Suite 100, Huntersville, NC 28078

CHAIN-OF-CUSTODY Analytical Request Document

Chain-of-Custody is a LEGAL DOCUMENT - Complete all relevant fields

LAB USE ONLY- Affix Workorder/Login Label Here

Scan QR Code for instructions

Company Name:	Georgia Power- Bowen
Street Address:	241 Ralph McGill Blvd NE, Bin 10160 Atlanta, GA 30308
Customer Project #:	
Project Name:	Bowen LF-Cells 3&4
Site Collection info/Facility ID (as applicable):	
Contact/Report To:	Kristen Jurinko
Phone #:	(470)217-0008
E-Mail:	knjurink@southernco.com
Cc E-Mail:	
Invoice To:	Account Payable
Invoice E-Mail:	georgiapowerinvoices@southernco.com
Purchase Order # (if applicable):	GPC82474-0006
Quote #:	

Time Zone Collected: [ ] AK [ ] PT [ ] MT [ ] CT [ ] ET

County / State origin of sample(s): Georgia

Data Deliverables: [ ] Level II [ ] Level III [ ] Level IV [ ] EQUIS [ ] Other

Regulatory Program (DW, RCRA, etc.) as applicable: Reportable [ ] Yes [ ] No

Rush (Pre-approval required): [ ] Same Day [ ] 1 Day [ ] 2 Day [ ] 3 Day [ ] Other _____

Date Results Requested:

DW PWSID # or WW Permit # as applicable:

Field Filtered (if applicable): [ ] Yes [ ] No

Analysis:

* Matrix Codes (Insert in Matrix box below): Drinking Water (DW), Ground Water (GW), Waste Water (WW), Product (P), Soil/Solid (SS), Oil (OL), Wipe (WP), Tissue (TS), Bioassay (B), Vapor (V), Surface Water (SW),Sediment (SED), Sludge (SL), Caulk (CK), Leachate (LL), Biosolid (BS), Other (OT)

Customer Sample ID	Matrix *	Comp / Grab	Composite Start Date	Composite Start Time	Collected or Composite End Date	Collected or Composite End Time	# Cont.	Res. Chlorine Results	Res. Chlorine Units	2320B Alkalinity	2540C Total Dissolved Solids	300.0-Cl, SO4, F	APP I/II/IV+ State Metals	Sample Comment
BOW-GWC-21R	WT				2/17/26	0956				X	X	X	X	
BOW-GWC-22R	WT									X	X	X	X	022
BOW-GWC-23R	WT									X	X	X	X	
BOW-GWC-24R	WT									X	X	X	X	
BOW-GWC-25	WT									X	X	X	X	
BOW-GWC-25R	WT									X	X	X	X	
BOW-LF3-4-FD-	WT									X	X	X	X	
BOW-LF3-4-FD-	WT									X	X	X	X	
BOW-LF3-4-FB-	WT									X	X	X	X	
BOW-LF3-4-FB-	WT									X	X	X	X	

Specify Container Size **

Identify Container Preservative Type***

Analysis Requested

**Container Size: (1) 1L, (2) 500mL, (3) 250mL, (4) 125mL, (5) 100mL, (6) 40mL vial, (7) EnCore, (8) TerraCore, (9) 90mL, (10) Other

*** Preservative Types: (1) None, (2) HNO3, (3) H2SO4, (4) HCl, (5) NaOH, (6) Zn Acetate, (7) NaHSO4, (8) Sod. Thiosulfate, (9) Ascorbic Acid, (10) MeOH, (11) Other

Lab Use Only

Proj. Mgr: Bonnie Vang

AcctNum / Client ID:

Table #:

Profile / Template: 16492

Prelog / Bottle Ord. ID: EZ 3362964

Preservation non-conformance identified for sample:

Additional Instructions from Pace®:
Task Code: BOW-CCR-ASSMT-2026S1

Collected By:
(Printed Name)
Signature: Kyle Rhyne

Customer Remarks / Special Conditions / Possible Hazards:

# Coolers:	Thermometer ID:	Correction Factor (°C):	Obs. Temp. (°C)	Corrected Temp. (°C)	On Ice:

Relinquished by/Company: (Signature) Kyle Rhyne / EnSafe	Date/Time: 2/20/26 1115	Received by/Company: (Signature) Ryan Williams / Pace	Date/Time: 2/26/26 1115	Tracking Number:
Relinquished by/Company: (Signature) Ryan Williams / Pace	Date/Time: 2/20/26 1505	Received by/Company: (Signature)	Date/Time: 2/26/26 1501	Delivered by: [ ] In-Person [ ] Courier [ ] FedEX [ ] UPS [ ] Other
Relinquished by/Company: (Signature)	Date/Time:	Received by/Company: (Signature)	Date/Time:	
Relinquished by/Company: (Signature)	Date/Time:	Received by/Company: (Signature)	Date/Time:	Page: 2 of 3

Submitting a sample via this chain of custody constitutes acknowledgment and acceptance of the Pace® Terms and Conditions found at https://www.pacelabs.com/resource-library/resource/pace-terms-and-conditions/

Pace Analytical Services, LLC
9800 Kincey Ave. Suite 100
Huntersville, NC 28078
(704)875-9092

April 01, 2026

Kristen Jurinko
Southern Company
241 Ralph McGill Blvd
NE, Bin 10160
Atlanta, GA 30308

RE: Project: Bowen LF Cells 9&10
Pace Project No.: 92844564

Dear Kristen Jurinko:

Enclosed are the analytical results for sample(s) received by the laboratory between February 17, 2026 and February 20, 2026. The results relate only to the samples included in this report. Results reported herein conform to the applicable TNI/NELAC Standards and the laboratory's Quality Manual, where applicable, unless otherwise noted in the body of the report.

The test results provided in this final report were generated by each of the following laboratories within the Pace Network:

- Pace Analytical Services - Asheville
- Pace Analytical Services - West Columbia

If you have any questions concerning this report, please feel free to contact me.

Sincerely,

Bonnie Vang
bonnie.vang@pacelabs.com
704-977-0968
Project Manager

Enclosures

cc: Carole Lieu, Stantec
Laura Midkiff, Southern Co.
John Mocko, Stantec
Katie Ross, Stantec
Edgar Smith, Stantec
Kevin Stephenson, Southern Company
Andrew Stevens, Stantec

This report shall not be reproduced, except in full,
without the written consent of Pace Analytical Services, LLC.

Pace Analytical Services, LLC
9800 Kincey Ave. Suite 100
Huntersville, NC 28078
(704)875-9092

CERTIFICATIONS

Project: Bowen LF Cells 9&10
Pace Project No.: 92844564

Pace Analytical Services Asheville

2225 Riverside Drive, Asheville, NC 28804
Florida/NELAP Certification #: E87648
North Carolina Drinking Water Certification #: 37712
North Carolina Wastewater Certification #: 40
South Carolina Laboratory ID: 99030
South Carolina Certification #: 99030001
Virginia/VELAP Certification #: 460222

Pace Analytical Services West Columbia

106 Vantage Point Drive, West Columbia, SC 29172
Alaska Dept. of Energy Conservation, Cert# 20-002
California ELAP, cert# 3049
DoD, DoD QSM V5.4, cert# I.2224
DOE, DoD/DOE QSM V5.4, cert# I.2224.01
Florida, Dept. of Health, cert# E87653-70
Georgia, Env. Protection Division, cert# E87653
Illinois, EPA NELAP, cert# 2000552024-9
Kansas, Dept. of Health and Environment, cert# E-10417
Kentucky, Dept. for Env. Protection, UST, cert# 103582
Kentucky, Dept. for Env. Protection, cert# 98037
Louisiana, Dept. of Environmental Quality, cert# 5125
North Carolina, DEQ, Water Resources, cert# 329
New Jersey, Dept. of Env. Protection, cert# NLC 240005
Oklahoma, Dept. of Env. Quality, cert# 2023-175
Oregon, ELAP, cert# 4181-006
Pennsylvania, Dept. of Env. Protection, cert# 003
South Carolina, Dept. of Env. Services, cert# 32010001
Texas, Commission on Env. Quality, cert# TX-C24-00083
Virginia, Dept. of General Services, cert# 13080
Wisconsin, Dept. of Natural Resources, cert# 399136100

This report shall not be reproduced, except in full,
without the written consent of Pace Analytical Services, LLC.

Pace Analytical Services, LLC
9800 Kincey Ave. Suite 100
Huntersville, NC 28078
(704)875-9092

SAMPLE SUMMARY

Project: Bowen LF Cells 9&10
Pace Project No.: 92844564

Lab ID	Sample ID	Matrix	Date Collected	Date Received
92844564001	**BOW-GWA-40**	Water	02/16/26 16:03	02/17/26 12:05
92844564002	**BOW-GWA-41**	Water	02/16/26 15:05	02/17/26 12:05
92844564003	**BOW-GWA-41R**	Water	02/16/26 11:20	02/17/26 12:05
92844564004	**BOW-GWA-42**	Water	02/16/26 10:47	02/17/26 12:05
92844564005	**BOW-GWA-43**	Water	02/16/26 14:29	02/17/26 12:05
92844564006	**BOW-GWA-43R**	Water	02/16/26 12:45	02/17/26 12:05
92844564007	**BOW-GWC-44**	Water	02/16/26 12:50	02/17/26 12:05
92844564008	**BOW-GWC-46R**	Water	02/16/26 14:42	02/17/26 12:05
92844564009	**BOW-LF9-10-FD-07**	Water	02/16/26 00:00	02/17/26 12:05
92844564010	**BOW-LF9-10-FB-07**	Water	02/16/26 16:03	02/17/26 12:05
92844564011	**BOW-LF9-10-EB-07**	Water	02/16/26 16:07	02/17/26 12:05
92844564012	**BOW-GWA-39RZ**	Water	02/18/26 13:48	02/20/26 15:05
92844564013	**BOW-GWA-39Z**	Water	02/18/26 15:37	02/20/26 15:05
92844564014	**BOW-GWC-45**	Water	02/17/26 12:08	02/20/26 15:05
92844564015	**BOW-GWC-45R**	Water	02/17/26 13:52	02/20/26 15:05
92844564016	**BOW-GWC-47**	Water	02/17/26 13:54	02/20/26 15:05
92844564017	**BOW-GWC-47R**	Water	02/17/26 12:01	02/20/26 15:05
92844564018	**BOW-GWC-48**	Water	02/17/26 11:18	02/20/26 15:05
92844564019	**BOW-GWC-49R**	Water	02/17/26 13:24	02/20/26 15:05
92844564020	**BOW-GWC-49Z**	Water	02/17/26 14:51	02/20/26 15:05
92844564021	**BOW-LF9-10-FD-08**	Water	02/17/26 00:00	02/20/26 15:05
92844564022	**BOW-LF9-10-FB-08**	Water	02/17/26 15:55	02/20/26 15:05
92844564023	**BOW-LF9-10-EB-08**	Water	02/17/26 15:58	02/20/26 15:05

REPORT OF LABORATORY ANALYSIS

This report shall not be reproduced, except in full,
without the written consent of Pace Analytical Services, LLC.

Pace Analytical Services, LLC
9800 Kincey Ave. Suite 100
Huntersville, NC 28078
(704)875-9092

SAMPLE ANALYTE COUNT

Project: Bowen LF Cells 9&10
Pace Project No.: 92844564

Lab ID	Sample ID	Method	Analysts	Analytes Reported
92844564001	**BOW-GWA-40**	SM 2320B-2021	SMS	3
		SM 2540C-2020	ACE	1
		EPA 300.0 Rev 2.1 1993	CDC	3
		EPA 6020B	BW	22
		EPA 7470A	DH	1
92844564002	**BOW-GWA-41**	SM 2320B-2021	SMS	3
		SM 2540C-2020	ACE	1
		EPA 300.0 Rev 2.1 1993	CDC	3
		EPA 6020B	BW	22
		EPA 7470A	DH	1
92844564003	**BOW-GWA-41R**	SM 2320B-2021	SMS	3
		SM 2540C-2020	NSS	1
		EPA 300.0 Rev 2.1 1993	CDC	3
		EPA 6020B	BW	22
		EPA 7470A	DH	1
92844564004	**BOW-GWA-42**	SM 2320B-2021	SMS	3
		SM 2540C-2020	NSS	1
		EPA 300.0 Rev 2.1 1993	CDC	3
		EPA 6020B	BW	22
		EPA 7470A	DH	1
92844564005	**BOW-GWA-43**	SM 2320B-2021	SMS	3
		SM 2540C-2020	NSS	1
		EPA 300.0 Rev 2.1 1993	CDC	3
		EPA 6020B	BW	22
		EPA 7470A	DH	1
92844564006	**BOW-GWA-43R**	SM 2320B-2021	SMS	3
		SM 2540C-2020	NSS	1
		EPA 300.0 Rev 2.1 1993	CDC	3
		EPA 6020B	BW	22
		EPA 7470A	DH	1
92844564007	**BOW-GWC-44**	SM 2320B-2021	SMS	3
		SM 2540C-2020	NSS	1
		EPA 300.0 Rev 2.1 1993	CDC	3
		EPA 6020B	BW	22
		EPA 7470A	DH	1
92844564008	**BOW-GWC-46R**	SM 2320B-2021	SMS	3
		SM 2540C-2020	NSS	1

REPORT OF LABORATORY ANALYSIS

This report shall not be reproduced, except in full,
without the written consent of Pace Analytical Services, LLC.

Pace Analytical Services, LLC
9800 Kincey Ave. Suite 100
Huntersville, NC 28078
(704)875-9092

SAMPLE ANALYTE COUNT

Project: Bowen LF Cells 9&10
Pace Project No.: 92844564

Lab ID	Sample ID	Method	Analysts	Analytes Reported
		EPA 300.0 Rev 2.1 1993	CDC	3
		EPA 6020B	BW	22
		EPA 7470A	DH	1
92844564009	**BOW-LF9-10-FD-07**	SM 2540C-2020	NSS	1
		EPA 300.0 Rev 2.1 1993	CDC	3
		EPA 6020B	BW	17
		EPA 7470A	DH	1
92844564010	**BOW-LF9-10-FB-07**	SM 2540C-2020	NSS	1
		EPA 300.0 Rev 2.1 1993	CDC	3
		EPA 6020B	BW	17
		EPA 7470A	DH	1
92844564011	**BOW-LF9-10-EB-07**	SM 2540C-2020	NSS	1
		EPA 300.0 Rev 2.1 1993	CDC	3
		EPA 6020B	BW	17
		EPA 7470A	DH	1
92844564012	**BOW-GWA-39RZ**	SM 2320B-2021	MDW	3
		SM 2540C-2020	NSS	1
		EPA 300.0 Rev 2.1 1993	JCM	3
		EPA 6020B	BW	22
		EPA 7470A	DH	1
92844564013	**BOW-GWA-39Z**	SM 2320B-2021	MDW	3
		SM 2540C-2020	NSS	1
		EPA 300.0 Rev 2.1 1993	JCM	3
		EPA 6020B	BW	22
		EPA 7470A	DH	1
92844564014	**BOW-GWC-45**	SM 2320B-2021	MDW	3
		SM 2540C-2020	NSS	1
		EPA 300.0 Rev 2.1 1993	JCM	3
		EPA 6020B	BW	22
		EPA 7470A	DH	1
92844564015	**BOW-GWC-45R**	SM 2320B-2021	MDW	3
		SM 2540C-2020	NSS	1
		EPA 300.0 Rev 2.1 1993	JCM	3
		EPA 6020B	BW	22
		EPA 7470A	DH	1
92844564016	**BOW-GWC-47**	SM 2320B-2021	MDW	3
		SM 2540C-2020	NSS	1

This report shall not be reproduced, except in full,
without the written consent of Pace Analytical Services, LLC.

Pace Analytical Services, LLC
9800 Kincey Ave. Suite 100
Huntersville, NC 28078
(704)875-9092

SAMPLE ANALYTE COUNT

Project: Bowen LF Cells 9&10
Pace Project No.: 92844564

Lab ID	Sample ID	Method	Analysts	Analytes Reported
		EPA 300.0 Rev 2.1 1993	JCM	3
		EPA 6020B	BW	22
		EPA 7470A	DH	1
92844564017	**BOW-GWC-47R**	SM 2320B-2021	MDW	3
		SM 2540C-2020	NSS	1
		EPA 300.0 Rev 2.1 1993	JCM	3
		EPA 6020B	BW	22
		EPA 7470A	DH	1
92844564018	**BOW-GWC-48**	SM 2320B-2021	MDW	3
		SM 2540C-2020	NSS	1
		EPA 300.0 Rev 2.1 1993	JCM	3
		EPA 6020B	BW	22
		EPA 7470A	DH	1
92844564019	**BOW-GWC-49R**	SM 2320B-2021	MDW	3
		SM 2540C-2020	NSS	1
		EPA 300.0 Rev 2.1 1993	JCM	3
		EPA 6020B	ARB, BW	22
		EPA 7470A	DH	1
92844564020	**BOW-GWC-49Z**	SM 2320B-2021	MDW	3
		SM 2540C-2020	NSS	1
		EPA 300.0 Rev 2.1 1993	JCM	3
		EPA 6020B	ARB, BW	22
		EPA 7470A	DH	1
92844564021	**BOW-LF9-10-FD-08**	SM 2540C-2020	NSS	1
		EPA 300.0 Rev 2.1 1993	JCM	3
		EPA 6020B	ARB, BW	17
		EPA 7470A	DH	1
92844564022	**BOW-LF9-10-FB-08**	SM 2540C-2020	NSS	1
		EPA 300.0 Rev 2.1 1993	JCM	3
		EPA 6020B	ARB, BW	17
		EPA 7470A	DH	1
92844564023	**BOW-LF9-10-EB-08**	SM 2540C-2020	NSS	1
		EPA 300.0 Rev 2.1 1993	JCM	3
		EPA 6020B	ARB, BW	17
		EPA 7470A	DH	1

PASI-A = Pace Analytical Services - Asheville
PASI-WC = Pace Analytical Services - West Columbia

REPORT OF LABORATORY ANALYSIS

This report shall not be reproduced, except in full,
without the written consent of Pace Analytical Services, LLC.

Pace Analytical Services, LLC
9800 Kincey Ave. Suite 100
Huntersville, NC 28078
(704)875-9092

SUMMARY OF DETECTION

Project: Bowen LF Cells 9&10
Pace Project No.: 92844564

Lab Sample ID / Method	Client Sample ID / Parameters	Result	Units	Report Limit	Analyzed	Qualifiers
92844564001	**BOW-GWA-40**					
SM 2320B-2021	Alkalinity,Bicarbonate (CaCO3)	92.6	mg/L	5.0	02/24/26 20:01	
SM 2320B-2021	Alkalinity, Total as CaCO3	92.6	mg/L	5.0	02/24/26 20:01	
SM 2540C-2020	Total Dissolved Solids	73.0	mg/L	25.0	02/19/26 09:42	
EPA 300.0 Rev 2.1 1993	Chloride	0.74J	mg/L	1.0	02/18/26 07:35	
EPA 300.0 Rev 2.1 1993	Sulfate	1.2	mg/L	1.0	02/18/26 07:35	
EPA 6020B	Barium	0.0078	mg/L	0.0050	03/12/26 15:37	
EPA 6020B	Calcium	18.4	mg/L	0.40	03/12/26 15:37	
EPA 6020B	Chromium	0.00064J	mg/L	0.0050	03/12/26 15:37	
EPA 6020B	Iron	0.016J	mg/L	0.040	03/12/26 15:37	
EPA 6020B	Magnesium	9.1	mg/L	0.050	03/12/26 15:37	
EPA 6020B	Potassium	0.89	mg/L	0.40	03/12/26 15:37	
EPA 6020B	Sodium	1.4	mg/L	0.40	03/12/26 15:37	
EPA 7470A	Mercury	0.00014J	mg/L	0.00020	02/21/26 18:26	
92844564002	**BOW-GWA-41**					
SM 2320B-2021	Alkalinity,Bicarbonate (CaCO3)	49.7	mg/L	5.0	02/24/26 20:09	
SM 2320B-2021	Alkalinity, Total as CaCO3	49.7	mg/L	5.0	02/24/26 20:09	
SM 2540C-2020	Total Dissolved Solids	54.0	mg/L	25.0	02/19/26 09:42	
EPA 300.0 Rev 2.1 1993	Chloride	1.0	mg/L	1.0	02/18/26 08:21	
EPA 300.0 Rev 2.1 1993	Sulfate	1.0	mg/L	1.0	02/18/26 08:21	
EPA 6020B	Barium	0.015	mg/L	0.0050	03/12/26 15:41	
EPA 6020B	Calcium	10.6	mg/L	0.40	03/12/26 15:41	
EPA 6020B	Chromium	0.00044J	mg/L	0.0050	03/12/26 15:41	
EPA 6020B	Iron	0.017J	mg/L	0.040	03/12/26 15:41	
EPA 6020B	Magnesium	4.9	mg/L	0.050	03/12/26 15:41	
EPA 6020B	Manganese	0.0050J	mg/L	0.0050	03/12/26 15:41	
EPA 6020B	Potassium	0.36J	mg/L	0.40	03/12/26 15:41	
EPA 6020B	Sodium	0.83	mg/L	0.40	03/12/26 15:41	
92844564003	**BOW-GWA-41R**					
SM 2320B-2021	Alkalinity,Bicarbonate (CaCO3)	198	mg/L	5.0	02/24/26 20:16	
SM 2320B-2021	Alkalinity, Total as CaCO3	198	mg/L	5.0	02/24/26 20:16	
SM 2540C-2020	Total Dissolved Solids	182	mg/L	25.0	02/19/26 02:29	
EPA 300.0 Rev 2.1 1993	Chloride	1.2	mg/L	1.0	02/18/26 08:37	
EPA 300.0 Rev 2.1 1993	Sulfate	4.9	mg/L	1.0	02/18/26 08:37	
EPA 6020B	Arsenic	0.00053J	mg/L	0.0020	03/12/26 15:45	
EPA 6020B	Barium	0.023	mg/L	0.0050	03/12/26 15:45	
EPA 6020B	Boron	0.012J	mg/L	0.040	03/19/26 16:24	
EPA 6020B	Calcium	42.6	mg/L	0.40	03/12/26 15:45	
EPA 6020B	Chromium	0.00027J	mg/L	0.0050	03/12/26 15:45	
EPA 6020B	Cobalt	0.00047J	mg/L	0.0050	03/12/26 15:45	
EPA 6020B	Iron	0.55	mg/L	0.040	03/12/26 15:45	
EPA 6020B	Magnesium	19.6	mg/L	0.050	03/12/26 15:45	
EPA 6020B	Manganese	0.33	mg/L	0.0050	03/12/26 15:45	
EPA 6020B	Potassium	1.4	mg/L	0.40	03/12/26 15:45	
EPA 6020B	Sodium	1.3	mg/L	0.40	03/12/26 15:45	
92844564004	**BOW-GWA-42**					
SM 2320B-2021	Alkalinity,Bicarbonate (CaCO3)	164	mg/L	5.0	02/24/26 20:24	

REPORT OF LABORATORY ANALYSIS

This report shall not be reproduced, except in full,
without the written consent of Pace Analytical Services, LLC.

Pace Analytical Services, LLC
9800 Kincey Ave. Suite 100
Huntersville, NC 28078
(704)875-9092

SUMMARY OF DETECTION

Project: Bowen LF Cells 9&10
Pace Project No.: 92844564

Lab Sample ID / Method	Client Sample ID / Parameters	Result	Units	Report Limit	Analyzed	Qualifiers
92844564004	**BOW-GWA-42**					
SM 2320B-2021	Alkalinity, Total as CaCO3	164	mg/L	5.0	02/24/26 20:24	
SM 2540C-2020	Total Dissolved Solids	166	mg/L	25.0	02/19/26 02:29	
EPA 300.0 Rev 2.1 1993	Chloride	2.5	mg/L	1.0	02/19/26 02:06	
EPA 300.0 Rev 2.1 1993	Sulfate	1.4	mg/L	1.0	02/19/26 02:06	
EPA 6020B	Barium	0.0071	mg/L	0.0050	03/12/26 15:54	
EPA 6020B	Cadmium	0.00016J	mg/L	0.00050	03/12/26 15:54	
EPA 6020B	Calcium	37.9	mg/L	0.40	03/12/26 15:54	
EPA 6020B	Chromium	0.00057J	mg/L	0.0050	03/12/26 15:54	
EPA 6020B	Copper	0.00074J	mg/L	0.0050	03/12/26 15:54	
EPA 6020B	Iron	0.027J	mg/L	0.040	03/12/26 15:54	
EPA 6020B	Magnesium	14.6	mg/L	0.050	03/12/26 15:54	
EPA 6020B	Manganese	0.0022J	mg/L	0.0050	03/12/26 15:54	
EPA 6020B	Nickel	0.0015J	mg/L	0.0050	03/12/26 15:54	
EPA 6020B	Potassium	0.29J	mg/L	0.40	03/12/26 15:54	
EPA 6020B	Sodium	1.7	mg/L	0.40	03/12/26 15:54	
EPA 6020B	Zinc	0.010	mg/L	0.010	03/12/26 15:54	
92844564005	**BOW-GWA-43**					
SM 2320B-2021	Alkalinity,Bicarbonate (CaCO3)	7.2	mg/L	5.0	02/24/26 20:40	
SM 2320B-2021	Alkalinity, Total as CaCO3	7.2	mg/L	5.0	02/24/26 20:40	
EPA 300.0 Rev 2.1 1993	Chloride	1.3	mg/L	1.0	02/19/26 02:21	
EPA 6020B	Barium	0.013	mg/L	0.0050	03/12/26 16:11	
EPA 6020B	Calcium	2.3	mg/L	0.40	03/12/26 16:11	
EPA 6020B	Chromium	0.00045J	mg/L	0.0050	03/12/26 16:11	
EPA 6020B	Cobalt	0.00015J	mg/L	0.0050	03/12/26 16:11	
EPA 6020B	Iron	0.018J	mg/L	0.040	03/12/26 16:11	
EPA 6020B	Magnesium	0.48	mg/L	0.050	03/12/26 16:11	
EPA 6020B	Manganese	0.012	mg/L	0.0050	03/12/26 16:11	
EPA 6020B	Potassium	0.28J	mg/L	0.40	03/12/26 16:11	
EPA 6020B	Sodium	1.3	mg/L	0.40	03/12/26 16:11	
EPA 6020B	Zinc	0.0019J	mg/L	0.010	03/12/26 16:11	
92844564006	**BOW-GWA-43R**					
SM 2320B-2021	Alkalinity,Bicarbonate (CaCO3)	159	mg/L	5.0	02/24/26 20:44	
SM 2320B-2021	Alkalinity, Total as CaCO3	159	mg/L	5.0	02/24/26 20:44	
SM 2540C-2020	Total Dissolved Solids	151	mg/L	25.0	02/19/26 02:29	
EPA 300.0 Rev 2.1 1993	Chloride	2.4	mg/L	1.0	02/18/26 08:52	
EPA 300.0 Rev 2.1 1993	Sulfate	3.4	mg/L	1.0	02/18/26 08:52	
EPA 6020B	Barium	0.0075	mg/L	0.0050	03/12/26 16:16	
EPA 6020B	Boron	0.017J	mg/L	0.040	03/19/26 16:50	
EPA 6020B	Calcium	32.9	mg/L	0.40	03/12/26 16:16	
EPA 6020B	Chromium	0.00063J	mg/L	0.0050	03/12/26 16:16	
EPA 6020B	Iron	0.028J	mg/L	0.040	03/12/26 16:16	
EPA 6020B	Magnesium	16.5	mg/L	0.050	03/12/26 16:16	
EPA 6020B	Potassium	0.46	mg/L	0.40	03/12/26 16:16	
EPA 6020B	Sodium	1.3	mg/L	0.40	03/12/26 16:16	
92844564007	**BOW-GWC-44**					
SM 2540C-2020	Total Dissolved Solids	29.0	mg/L	25.0	02/19/26 02:29	

REPORT OF LABORATORY ANALYSIS

This report shall not be reproduced, except in full,
without the written consent of Pace Analytical Services, LLC.

Pace Analytical Services, LLC
9800 Kincey Ave. Suite 100
Huntersville, NC 28078
(704)875-9092

SUMMARY OF DETECTION

Project: Bowen LF Cells 9&10
Pace Project No.: 92844564

Lab Sample ID / Method	Client Sample ID / Parameters	Result	Units	Report Limit	Analyzed	Qualifiers
92844564007	**BOW-GWC-44**					
EPA 300.0 Rev 2.1 1993	Chloride	1.7	mg/L	1.0	02/18/26 09:38	
EPA 300.0 Rev 2.1 1993	Sulfate	2.6	mg/L	1.0	02/18/26 09:38	
EPA 6020B	Barium	0.012	mg/L	0.0050	03/12/26 16:22	
EPA 6020B	Calcium	1.7	mg/L	0.40	03/12/26 16:22	
EPA 6020B	Chromium	0.00034J	mg/L	0.0050	03/12/26 16:22	
EPA 6020B	Cobalt	0.0012J	mg/L	0.0050	03/12/26 16:22	
EPA 6020B	Magnesium	0.54	mg/L	0.050	03/12/26 16:22	
EPA 6020B	Manganese	0.037	mg/L	0.0050	03/12/26 16:22	
EPA 6020B	Potassium	0.32J	mg/L	0.40	03/12/26 16:22	
EPA 6020B	Sodium	2.4	mg/L	0.40	03/12/26 16:22	
EPA 6020B	Zinc	0.0032J	mg/L	0.010	03/12/26 16:22	
92844564008	**BOW-GWC-46R**					
SM 2320B-2021	Alkalinity,Bicarbonate (CaCO3)	216	mg/L	5.0	02/24/26 20:55	
SM 2320B-2021	Alkalinity, Total as CaCO3	216	mg/L	5.0	02/24/26 20:55	
SM 2540C-2020	Total Dissolved Solids	206	mg/L	25.0	02/19/26 02:29	
EPA 300.0 Rev 2.1 1993	Chloride	3.5	mg/L	1.0	02/18/26 09:54	
EPA 300.0 Rev 2.1 1993	Sulfate	4.7	mg/L	1.0	02/18/26 09:54	
EPA 6020B	Barium	0.012	mg/L	0.0050	03/12/26 16:27	
EPA 6020B	Calcium	43.4	mg/L	0.40	03/12/26 16:27	
EPA 6020B	Chromium	0.0043J	mg/L	0.0050	03/12/26 16:27	
EPA 6020B	Iron	0.029J	mg/L	0.040	03/12/26 16:27	
EPA 6020B	Magnesium	22.5	mg/L	0.050	03/12/26 16:27	
EPA 6020B	Potassium	2.2	mg/L	0.40	03/12/26 16:27	
EPA 6020B	Sodium	8.5	mg/L	0.40	03/12/26 16:27	
92844564009	**BOW-LF9-10-FD-07**					
SM 2540C-2020	Total Dissolved Solids	215	mg/L	25.0	02/19/26 02:30	
EPA 300.0 Rev 2.1 1993	Chloride	3.5	mg/L	1.0	02/18/26 10:09	
EPA 300.0 Rev 2.1 1993	Sulfate	4.8	mg/L	1.0	02/18/26 10:09	
EPA 6020B	Barium	0.012	mg/L	0.0050	03/12/26 16:35	
EPA 6020B	Calcium	42.2	mg/L	0.40	03/12/26 16:35	
EPA 6020B	Chromium	0.0045J	mg/L	0.0050	03/12/26 16:35	
EPA 6020B	Zinc	0.0016J	mg/L	0.010	03/12/26 16:35	
92844564012	**BOW-GWA-39RZ**					
SM 2320B-2021	Alkalinity,Bicarbonate (CaCO3)	150	mg/L	5.0	03/03/26 18:42	
SM 2320B-2021	Alkalinity, Total as CaCO3	150	mg/L	5.0	03/03/26 18:42	
SM 2540C-2020	Total Dissolved Solids	143	mg/L	25.0	02/24/26 03:02	
EPA 300.0 Rev 2.1 1993	Chloride	1.4	mg/L	1.0	02/24/26 10:41	
EPA 300.0 Rev 2.1 1993	Sulfate	2.7	mg/L	1.0	02/24/26 10:41	
EPA 6020B	Antimony	0.0015J	mg/L	0.0020	03/13/26 16:13	
EPA 6020B	Arsenic	0.00099J	mg/L	0.0020	03/13/26 16:13	
EPA 6020B	Barium	0.019	mg/L	0.0050	03/13/26 16:13	
EPA 6020B	Calcium	37.0	mg/L	0.40	03/13/26 16:13	
EPA 6020B	Iron	0.23	mg/L	0.040	03/13/26 16:13	
EPA 6020B	Magnesium	19.6	mg/L	0.050	03/13/26 16:13	
EPA 6020B	Manganese	0.027	mg/L	0.0050	03/13/26 16:13	
EPA 6020B	Potassium	1.2	mg/L	0.40	03/13/26 16:13	

REPORT OF LABORATORY ANALYSIS

This report shall not be reproduced, except in full,
without the written consent of Pace Analytical Services, LLC.

Pace Analytical Services, LLC
9800 Kincey Ave. Suite 100
Huntersville, NC 28078
(704)875-9092

SUMMARY OF DETECTION

Project: Bowen LF Cells 9&10
Pace Project No.: 92844564

Lab Sample ID / Method	Client Sample ID / Parameters	Result	Units	Report Limit	Analyzed	Qualifiers
92844564012	**BOW-GWA-39RZ**					
EPA 6020B	Sodium	1.3	mg/L	0.40	03/13/26 16:13	
92844564013	**BOW-GWA-39Z**					
SM 2320B-2021	Alkalinity,Bicarbonate (CaCO3)	58.7	mg/L	5.0	03/03/26 19:04	
SM 2320B-2021	Alkalinity, Total as CaCO3	58.7	mg/L	5.0	03/03/26 19:04	
SM 2540C-2020	Total Dissolved Solids	71.0	mg/L	25.0	02/24/26 03:02	
EPA 300.0 Rev 2.1 1993	Chloride	1.0	mg/L	1.0	02/24/26 11:26	
EPA 300.0 Rev 2.1 1993	Sulfate	1.0	mg/L	1.0	02/24/26 11:26	
EPA 6020B	Barium	0.016	mg/L	0.0050	03/13/26 16:17	
EPA 6020B	Calcium	13.0	mg/L	0.40	03/13/26 16:17	
EPA 6020B	Chromium	0.00040J	mg/L	0.0050	03/13/26 16:17	
EPA 6020B	Magnesium	7.2	mg/L	0.050	03/13/26 16:17	
EPA 6020B	Manganese	0.0037J	mg/L	0.0050	03/13/26 16:17	
EPA 6020B	Potassium	1.3	mg/L	0.40	03/13/26 16:17	
EPA 6020B	Sodium	2.0	mg/L	0.40	03/13/26 16:17	
92844564014	**BOW-GWC-45**					
SM 2540C-2020	Total Dissolved Solids	29.0	mg/L	25.0	02/24/26 02:56	
EPA 300.0 Rev 2.1 1993	Chloride	0.82J	mg/L	1.0	02/24/26 11:41	
EPA 6020B	Antimony	0.012	mg/L	0.0020	03/13/26 16:22	
EPA 6020B	Barium	0.0076	mg/L	0.0050	03/13/26 16:22	
EPA 6020B	Calcium	1.1	mg/L	0.40	03/13/26 16:22	
EPA 6020B	Chromium	0.00029J	mg/L	0.0050	03/13/26 16:22	
EPA 6020B	Cobalt	0.0017J	mg/L	0.0050	03/13/26 16:22	
EPA 6020B	Copper	0.00074J	mg/L	0.0050	03/13/26 16:22	
EPA 6020B	Magnesium	0.67	mg/L	0.050	03/13/26 16:22	
EPA 6020B	Manganese	0.036	mg/L	0.0050	03/13/26 16:22	
EPA 6020B	Nickel	0.0013J	mg/L	0.0050	03/13/26 16:22	
EPA 6020B	Potassium	0.38J	mg/L	0.40	03/13/26 16:22	
EPA 6020B	Sodium	2.2	mg/L	0.40	03/13/26 16:22	
EPA 6020B	Zinc	0.0039J	mg/L	0.010	03/20/26 00:52	
92844564015	**BOW-GWC-45R**					
SM 2320B-2021	Alkalinity,Bicarbonate (CaCO3)	182	mg/L	5.0	03/03/26 17:28	
SM 2320B-2021	Alkalinity, Total as CaCO3	182	mg/L	5.0	03/03/26 17:28	
SM 2540C-2020	Total Dissolved Solids	176	mg/L	25.0	02/24/26 02:56	
EPA 300.0 Rev 2.1 1993	Chloride	3.5	mg/L	1.0	02/24/26 11:56	
EPA 300.0 Rev 2.1 1993	Sulfate	3.6	mg/L	1.0	02/24/26 11:56	
EPA 6020B	Barium	0.022	mg/L	0.0050	03/13/26 16:35	
EPA 6020B	Boron	0.0084J	mg/L	0.040	03/20/26 01:01	
EPA 6020B	Calcium	43.1	mg/L	0.40	03/13/26 16:35	
EPA 6020B	Chromium	0.00054J	mg/L	0.0050	03/13/26 16:35	
EPA 6020B	Iron	0.031J	mg/L	0.040	03/13/26 16:35	
EPA 6020B	Magnesium	23.7	mg/L	0.050	03/13/26 16:35	
EPA 6020B	Potassium	0.87	mg/L	0.40	03/13/26 16:35	
EPA 6020B	Sodium	2.2	mg/L	0.40	03/13/26 16:35	
EPA 6020B	Zinc	0.0020J	mg/L	0.010	03/20/26 01:01	

REPORT OF LABORATORY ANALYSIS

This report shall not be reproduced, except in full,
without the written consent of Pace Analytical Services, LLC.

Pace Analytical Services, LLC
9800 Kincey Ave. Suite 100
Huntersville, NC 28078
(704)875-9092

SUMMARY OF DETECTION

Project: Bowen LF Cells 9&10
Pace Project No.: 92844564

Lab Sample ID / Method	Client Sample ID / Parameters	Result	Units	Report Limit	Analyzed	Qualifiers
92844564016	**BOW-GWC-47**					
SM 2320B-2021	Alkalinity,Bicarbonate (CaCO3)	132	mg/L	5.0	03/03/26 17:39	
SM 2320B-2021	Alkalinity, Total as CaCO3	132	mg/L	5.0	03/03/26 17:39	
SM 2540C-2020	Total Dissolved Solids	140	mg/L	25.0	02/24/26 02:56	
EPA 300.0 Rev 2.1 1993	Chloride	2.2	mg/L	1.0	02/24/26 12:11	
EPA 300.0 Rev 2.1 1993	Sulfate	7.7	mg/L	1.0	02/24/26 12:11	
EPA 6020B	Barium	0.0091	mg/L	0.0050	03/13/26 16:43	
EPA 6020B	Cadmium	0.00014J	mg/L	0.00050	03/13/26 16:43	
EPA 6020B	Calcium	30.8	mg/L	0.40	03/13/26 16:43	
EPA 6020B	Chromium	0.0022J	mg/L	0.0050	03/13/26 16:43	
EPA 6020B	Iron	0.024J	mg/L	0.040	03/13/26 16:43	
EPA 6020B	Magnesium	16.2	mg/L	0.050	03/13/26 16:43	
EPA 6020B	Manganese	0.0027J	mg/L	0.0050	03/13/26 16:43	
EPA 6020B	Potassium	0.95	mg/L	0.40	03/13/26 16:43	
EPA 6020B	Selenium	0.00051J	mg/L	0.0050	03/13/26 16:43	
EPA 6020B	Sodium	3.4	mg/L	0.40	03/13/26 16:43	
EPA 6020B	Zinc	0.036	mg/L	0.010	03/20/26 01:09	
92844564017	**BOW-GWC-47R**					
SM 2320B-2021	Alkalinity,Bicarbonate (CaCO3)	157	mg/L	5.0	03/03/26 17:48	
SM 2320B-2021	Alkalinity, Total as CaCO3	157	mg/L	5.0	03/03/26 17:48	
SM 2540C-2020	Total Dissolved Solids	165	mg/L	25.0	02/24/26 02:56	
EPA 300.0 Rev 2.1 1993	Chloride	2.2	mg/L	1.0	02/24/26 12:56	
EPA 300.0 Rev 2.1 1993	Sulfate	8.8	mg/L	1.0	02/24/26 12:56	
EPA 6020B	Antimony	0.00061J	mg/L	0.0020	03/13/26 16:48	
EPA 6020B	Arsenic	0.00047J	mg/L	0.0020	03/13/26 16:48	
EPA 6020B	Barium	0.0093	mg/L	0.0050	03/13/26 16:48	
EPA 6020B	Calcium	38.9	mg/L	0.40	03/13/26 16:48	
EPA 6020B	Chromium	0.0020J	mg/L	0.0050	03/13/26 16:48	
EPA 6020B	Iron	0.034J	mg/L	0.040	03/13/26 16:48	
EPA 6020B	Magnesium	20.6	mg/L	0.050	03/13/26 16:48	
EPA 6020B	Potassium	1.1	mg/L	0.40	03/13/26 16:48	
EPA 6020B	Sodium	3.0	mg/L	0.40	03/13/26 16:48	
EPA 6020B	Zinc	0.021	mg/L	0.010	03/20/26 01:18	
92844564018	**BOW-GWC-48**					
SM 2320B-2021	Alkalinity,Bicarbonate (CaCO3)	6.4	mg/L	5.0	03/03/26 17:58	
SM 2320B-2021	Alkalinity, Total as CaCO3	6.4	mg/L	5.0	03/03/26 17:58	
SM 2540C-2020	Total Dissolved Solids	55.0	mg/L	25.0	02/24/26 02:57	
EPA 300.0 Rev 2.1 1993	Chloride	6.5	mg/L	1.0	02/24/26 13:11	
EPA 300.0 Rev 2.1 1993	Sulfate	9.5	mg/L	1.0	02/24/26 13:11	
EPA 6020B	Barium	0.055	mg/L	0.0050	03/13/26 16:56	
EPA 6020B	Beryllium	0.00028J	mg/L	0.00040	03/13/26 16:56	CU
EPA 6020B	Cadmium	0.00025J	mg/L	0.00050	03/13/26 16:56	
EPA 6020B	Calcium	5.0	mg/L	0.40	03/13/26 16:56	
EPA 6020B	Chromium	0.0013J	mg/L	0.0050	03/13/26 16:56	
EPA 6020B	Cobalt	0.0035J	mg/L	0.0050	03/13/26 16:56	
EPA 6020B	Iron	0.044	mg/L	0.040	03/13/26 16:56	
EPA 6020B	Magnesium	2.4	mg/L	0.050	03/13/26 16:56	

REPORT OF LABORATORY ANALYSIS

This report shall not be reproduced, except in full,
without the written consent of Pace Analytical Services, LLC.

Pace Analytical Services, LLC
9800 Kincey Ave. Suite 100
Huntersville, NC 28078
(704)875-9092

SUMMARY OF DETECTION

Project: Bowen LF Cells 9&10
Pace Project No.: 92844564

Lab Sample ID / Method	Client Sample ID / Parameters	Result	Units	Report Limit	Analyzed	Qualifiers
92844564018	**BOW-GWC-48**					
EPA 6020B	Manganese	0.34	mg/L	0.0050	03/13/26 16:56	
EPA 6020B	Nickel	0.0072	mg/L	0.0050	03/13/26 16:56	
EPA 6020B	Potassium	0.40J	mg/L	0.40	03/13/26 16:56	
EPA 6020B	Selenium	0.0014J	mg/L	0.0050	03/13/26 16:56	
EPA 6020B	Sodium	3.9	mg/L	0.40	03/13/26 16:56	
EPA 6020B	Zinc	0.011	mg/L	0.010	03/20/26 01:27	
EPA 7470A	Mercury	0.00060	mg/L	0.00020	02/25/26 20:46	
92844564019	**BOW-GWC-49R**					
SM 2320B-2021	Alkalinity,Bicarbonate (CaCO3)	135	mg/L	5.0	03/03/26 18:03	
SM 2320B-2021	Alkalinity, Total as CaCO3	135	mg/L	5.0	03/03/26 18:03	
SM 2540C-2020	Total Dissolved Solids	129	mg/L	25.0	02/24/26 02:57	
EPA 300.0 Rev 2.1 1993	Chloride	1.2	mg/L	1.0	02/24/26 13:26	
EPA 300.0 Rev 2.1 1993	Sulfate	2.2	mg/L	1.0	02/24/26 13:26	
EPA 6020B	Barium	0.012	mg/L	0.0050	03/26/26 12:45	
EPA 6020B	Calcium	29.8	mg/L	0.40	03/19/26 17:45	M1
EPA 6020B	Chromium	0.00060J	mg/L	0.0050	03/26/26 12:45	
EPA 6020B	Magnesium	14.8	mg/L	0.050	03/26/26 12:45	M1
EPA 6020B	Potassium	0.68	mg/L	0.40	03/19/26 17:45	
EPA 6020B	Sodium	1.6	mg/L	0.40	03/26/26 12:45	
92844564020	**BOW-GWC-49Z**					
SM 2540C-2020	Total Dissolved Solids	33.0	mg/L	25.0	02/24/26 02:57	
EPA 300.0 Rev 2.1 1993	Chloride	1.0	mg/L	1.0	02/24/26 13:40	
EPA 300.0 Rev 2.1 1993	Sulfate	0.57J	mg/L	1.0	02/24/26 13:40	
EPA 6020B	Barium	0.0042J	mg/L	0.0050	03/26/26 13:31	
EPA 6020B	Calcium	0.69	mg/L	0.40	03/19/26 18:00	
EPA 6020B	Chromium	0.00032J	mg/L	0.0050	03/26/26 13:31	
EPA 6020B	Magnesium	0.32	mg/L	0.050	03/26/26 13:31	
EPA 6020B	Manganese	0.022	mg/L	0.0050	03/26/26 13:31	
EPA 6020B	Nickel	0.0016J	mg/L	0.0050	03/26/26 13:31	
EPA 6020B	Potassium	0.36J	mg/L	0.40	03/19/26 18:00	
EPA 6020B	Sodium	2.0	mg/L	0.40	03/26/26 13:31	
EPA 6020B	Zinc	0.0021J	mg/L	0.010	03/19/26 18:00	
92844564021	**BOW-LF9-10-FD-08**					
SM 2540C-2020	Total Dissolved Solids	140	mg/L	25.0	02/24/26 02:57	
EPA 300.0 Rev 2.1 1993	Chloride	2.2	mg/L	1.0	02/24/26 13:55	
EPA 300.0 Rev 2.1 1993	Sulfate	7.6	mg/L	1.0	02/24/26 13:55	
EPA 6020B	Barium	0.0084	mg/L	0.0050	03/26/26 13:40	
EPA 6020B	Cadmium	0.00016J	mg/L	0.00050	03/26/26 13:40	
EPA 6020B	Calcium	31.9	mg/L	0.40	03/19/26 18:04	
EPA 6020B	Chromium	0.0021J	mg/L	0.0050	03/26/26 13:40	
EPA 6020B	Zinc	0.040	mg/L	0.010	03/19/26 18:04	
92844564023	**BOW-LF9-10-EB-08**					
EPA 6020B	Zinc	0.0023J	mg/L	0.010	03/19/26 18:16	

REPORT OF LABORATORY ANALYSIS

This report shall not be reproduced, except in full,
without the written consent of Pace Analytical Services, LLC.

Pace Analytical Services, LLC
9800 Kincey Ave. Suite 100
Huntersville, NC 28078
(704)875-9092

ANALYTICAL RESULTS

Project: Bowen LF Cells 9&10
Pace Project No.: 92844564

Sample: BOW-GWA-40 **Lab ID: 92844564001** Collected: 02/16/26 16:03 Received: 02/17/26 12:05 Matrix: Water

Parameters	Results	Units	Report Limit	MDL	DF	Prepared	Analyzed	CAS No.	Qual
2320B Alkalinity	Analytical Method: SM 2320B-2021 Pace Analytical Services - Asheville								
Alkalinity,Bicarbonate (CaCO3)	**92.6**	mg/L	5.0	5.0	1		02/24/26 20:01		
Alkalinity,Carbonate (CaCO3)	ND	mg/L	5.0	5.0	1		02/24/26 20:01		
Alkalinity, Total as CaCO3	**92.6**	mg/L	5.0	5.0	1		02/24/26 20:01		
2540C Total Dissolved Solids	Analytical Method: SM 2540C-2020 Pace Analytical Services - Asheville								
Total Dissolved Solids	**73.0**	mg/L	25.0	25.0	1		02/19/26 09:42		
300.0 IC Anions 28 Days	Analytical Method: EPA 300.0 Rev 2.1 1993 Pace Analytical Services - Asheville								
Chloride	**0.74J**	mg/L	1.0	0.60	1		02/18/26 07:35	16887-00-6	
Fluoride	ND	mg/L	0.10	0.050	1		02/18/26 07:35	16984-48-8	
Sulfate	**1.2**	mg/L	1.0	0.50	1		02/18/26 07:35	14808-79-8	
WC 6020B MET ICPMS	Analytical Method: EPA 6020B Preparation Method: EPA 3005A Pace Analytical Services - West Columbia								
Antimony	ND	mg/L	0.0020	0.00043	1	02/25/26 11:15	03/12/26 15:37	7440-36-0	
Arsenic	ND	mg/L	0.0020	0.00041	1	02/25/26 11:15	03/12/26 15:37	7440-38-2	
Barium	**0.0078**	mg/L	0.0050	0.00056	1	02/25/26 11:15	03/12/26 15:37	7440-39-3	
Beryllium	ND	mg/L	0.00040	0.00015	1	02/25/26 11:15	03/19/26 16:07	7440-41-7	
Boron	ND	mg/L	0.040	0.0073	1	02/25/26 11:15	03/19/26 16:07	7440-42-8	
Cadmium	ND	mg/L	0.00050	0.00010	1	02/25/26 11:15	03/12/26 15:37	7440-43-9	
Calcium	**18.4**	mg/L	0.40	0.10	1	02/25/26 11:15	03/12/26 15:37	7440-70-2	
Chromium	**0.00064J**	mg/L	0.0050	0.00024	1	02/25/26 11:15	03/12/26 15:37	7440-47-3	
Cobalt	ND	mg/L	0.0050	0.00012	1	02/25/26 11:15	03/12/26 15:37	7440-48-4	
Copper	ND	mg/L	0.0050	0.00069	1	02/25/26 11:15	03/12/26 15:37	7440-50-8	
Iron	**0.016J**	mg/L	0.040	0.016	1	02/25/26 11:15	03/12/26 15:37	7439-89-6	
Lead	ND	mg/L	0.0010	0.00027	1	02/25/26 11:15	03/12/26 15:37	7439-92-1	
Magnesium	**9.1**	mg/L	0.050	0.024	1	02/25/26 11:15	03/12/26 15:37	7439-95-4	
Manganese	ND	mg/L	0.0050	0.0013	1	02/25/26 11:15	03/12/26 15:37	7439-96-5	
Nickel	ND	mg/L	0.0050	0.00092	1	02/25/26 11:15	03/12/26 15:37	7440-02-0	
Potassium	**0.89**	mg/L	0.40	0.13	1	02/25/26 11:15	03/12/26 15:37	7440-09-7	
Selenium	ND	mg/L	0.0050	0.00050	1	02/25/26 11:15	03/12/26 15:37	7782-49-2	
Silver	ND	mg/L	0.0010	0.00021	1	02/25/26 11:15	03/12/26 15:37	7440-22-4	
Sodium	**1.4**	mg/L	0.40	0.083	1	02/25/26 11:15	03/12/26 15:37	7440-23-5	
Thallium	ND	mg/L	0.00050	0.00017	1	02/25/26 11:15	03/12/26 15:37	7440-28-0	
Vanadium	ND	mg/L	0.0050	0.0011	1	02/25/26 11:15	03/12/26 15:37	7440-62-2	
Zinc	ND	mg/L	0.010	0.0014	1	02/25/26 11:15	03/12/26 15:37	7440-66-6	
WCOL 7470 Mercury	Analytical Method: EPA 7470A Preparation Method: EPA 7470A Pace Analytical Services - West Columbia								
Mercury	**0.00014J**	mg/L	0.00020	0.000091	1	02/19/26 15:09	02/21/26 18:26	7439-97-6	

REPORT OF LABORATORY ANALYSIS

This report shall not be reproduced, except in full,
without the written consent of Pace Analytical Services, LLC.

Pace Analytical Services, LLC
9800 Kincey Ave. Suite 100
Huntersville, NC 28078
(704)875-9092

ANALYTICAL RESULTS

Project: Bowen LF Cells 9&10
Pace Project No.: 92844564

Sample: BOW-GWA-41 **Lab ID: 92844564002** Collected: 02/16/26 15:05 Received: 02/17/26 12:05 Matrix: Water

Parameters	Results	Units	Report Limit	MDL	DF	Prepared	Analyzed	CAS No.	Qual
2320B Alkalinity	Analytical Method: SM 2320B-2021 Pace Analytical Services - Asheville								
Alkalinity,Bicarbonate (CaCO3)	**49.7**	mg/L	5.0	5.0	1		02/24/26 20:09		
Alkalinity,Carbonate (CaCO3)	ND	mg/L	5.0	5.0	1		02/24/26 20:09		
Alkalinity, Total as CaCO3	**49.7**	mg/L	5.0	5.0	1		02/24/26 20:09		
2540C Total Dissolved Solids	Analytical Method: SM 2540C-2020 Pace Analytical Services - Asheville								
Total Dissolved Solids	**54.0**	mg/L	25.0	25.0	1		02/19/26 09:42		
300.0 IC Anions 28 Days	Analytical Method: EPA 300.0 Rev 2.1 1993 Pace Analytical Services - Asheville								
Chloride	**1.0**	mg/L	1.0	0.60	1		02/18/26 08:21	16887-00-6	
Fluoride	ND	mg/L	0.10	0.050	1		02/18/26 08:21	16984-48-8	
Sulfate	**1.0**	mg/L	1.0	0.50	1		02/18/26 08:21	14808-79-8	
WC 6020B MET ICPMS	Analytical Method: EPA 6020B Preparation Method: EPA 3005A Pace Analytical Services - West Columbia								
Antimony	ND	mg/L	0.0020	0.00043	1	02/25/26 11:15	03/12/26 15:41	7440-36-0	
Arsenic	ND	mg/L	0.0020	0.00041	1	02/25/26 11:15	03/12/26 15:41	7440-38-2	
Barium	**0.015**	mg/L	0.0050	0.00056	1	02/25/26 11:15	03/12/26 15:41	7440-39-3	
Beryllium	ND	mg/L	0.00040	0.00015	1	02/25/26 11:15	03/19/26 16:15	7440-41-7	
Boron	ND	mg/L	0.040	0.0073	1	02/25/26 11:15	03/19/26 16:15	7440-42-8	
Cadmium	ND	mg/L	0.00050	0.00010	1	02/25/26 11:15	03/12/26 15:41	7440-43-9	
Calcium	**10.6**	mg/L	0.40	0.10	1	02/25/26 11:15	03/12/26 15:41	7440-70-2	
Chromium	**0.00044J**	mg/L	0.0050	0.00024	1	02/25/26 11:15	03/12/26 15:41	7440-47-3	
Cobalt	ND	mg/L	0.0050	0.00012	1	02/25/26 11:15	03/12/26 15:41	7440-48-4	
Copper	ND	mg/L	0.0050	0.00069	1	02/25/26 11:15	03/12/26 15:41	7440-50-8	
Iron	**0.017J**	mg/L	0.040	0.016	1	02/25/26 11:15	03/12/26 15:41	7439-89-6	
Lead	ND	mg/L	0.0010	0.00027	1	02/25/26 11:15	03/12/26 15:41	7439-92-1	
Magnesium	**4.9**	mg/L	0.050	0.024	1	02/25/26 11:15	03/12/26 15:41	7439-95-4	
Manganese	**0.0050J**	mg/L	0.0050	0.0013	1	02/25/26 11:15	03/12/26 15:41	7439-96-5	
Nickel	ND	mg/L	0.0050	0.00092	1	02/25/26 11:15	03/12/26 15:41	7440-02-0	
Potassium	**0.36J**	mg/L	0.40	0.13	1	02/25/26 11:15	03/12/26 15:41	7440-09-7	
Selenium	ND	mg/L	0.0050	0.00050	1	02/25/26 11:15	03/12/26 15:41	7782-49-2	
Silver	ND	mg/L	0.0010	0.00021	1	02/25/26 11:15	03/12/26 15:41	7440-22-4	
Sodium	**0.83**	mg/L	0.40	0.083	1	02/25/26 11:15	03/12/26 15:41	7440-23-5	
Thallium	ND	mg/L	0.00050	0.00017	1	02/25/26 11:15	03/12/26 15:41	7440-28-0	
Vanadium	ND	mg/L	0.0050	0.0011	1	02/25/26 11:15	03/12/26 15:41	7440-62-2	
Zinc	ND	mg/L	0.010	0.0014	1	02/25/26 11:15	03/12/26 15:41	7440-66-6	
WCOL 7470 Mercury	Analytical Method: EPA 7470A Preparation Method: EPA 7470A Pace Analytical Services - West Columbia								
Mercury	ND	mg/L	0.00020	0.000091	1	02/19/26 15:09	02/21/26 18:29	7439-97-6	

REPORT OF LABORATORY ANALYSIS

This report shall not be reproduced, except in full,
without the written consent of Pace Analytical Services, LLC.

Pace Analytical Services, LLC
9800 Kincey Ave. Suite 100
Huntersville, NC 28078
(704)875-9092

ANALYTICAL RESULTS

Project: Bowen LF Cells 9&10
Pace Project No.: 92844564

Sample: BOW-GWA-41R **Lab ID: 92844564003** Collected: 02/16/26 11:20 Received: 02/17/26 12:05 Matrix: Water

Parameters	Results	Units	Report Limit	MDL	DF	Prepared	Analyzed	CAS No.	Qual
2320B Alkalinity	Analytical Method: SM 2320B-2021 Pace Analytical Services - Asheville								
Alkalinity,Bicarbonate (CaCO3)	**198**	mg/L	5.0	5.0	1		02/24/26 20:16		
Alkalinity,Carbonate (CaCO3)	ND	mg/L	5.0	5.0	1		02/24/26 20:16		
Alkalinity, Total as CaCO3	**198**	mg/L	5.0	5.0	1		02/24/26 20:16		
2540C Total Dissolved Solids	Analytical Method: SM 2540C-2020 Pace Analytical Services - Asheville								
Total Dissolved Solids	**182**	mg/L	25.0	25.0	1		02/19/26 02:29		
300.0 IC Anions 28 Days	Analytical Method: EPA 300.0 Rev 2.1 1993 Pace Analytical Services - Asheville								
Chloride	**1.2**	mg/L	1.0	0.60	1		02/18/26 08:37	16887-00-6	
Fluoride	ND	mg/L	0.10	0.050	1		02/18/26 08:37	16984-48-8	
Sulfate	**4.9**	mg/L	1.0	0.50	1		02/18/26 08:37	14808-79-8	
WC 6020B MET ICPMS	Analytical Method: EPA 6020B Preparation Method: EPA 3005A Pace Analytical Services - West Columbia								
Antimony	ND	mg/L	0.0020	0.00043	1	02/25/26 11:15	03/12/26 15:45	7440-36-0	
Arsenic	**0.00053J**	mg/L	0.0020	0.00041	1	02/25/26 11:15	03/12/26 15:45	7440-38-2	
Barium	**0.023**	mg/L	0.0050	0.00056	1	02/25/26 11:15	03/12/26 15:45	7440-39-3	
Beryllium	ND	mg/L	0.00040	0.00015	1	02/25/26 11:15	03/19/26 16:24	7440-41-7	
Boron	**0.012J**	mg/L	0.040	0.0073	1	02/25/26 11:15	03/19/26 16:24	7440-42-8	
Cadmium	ND	mg/L	0.00050	0.00010	1	02/25/26 11:15	03/12/26 15:45	7440-43-9	
Calcium	**42.6**	mg/L	0.40	0.10	1	02/25/26 11:15	03/12/26 15:45	7440-70-2	
Chromium	**0.00027J**	mg/L	0.0050	0.00024	1	02/25/26 11:15	03/12/26 15:45	7440-47-3	
Cobalt	**0.00047J**	mg/L	0.0050	0.00012	1	02/25/26 11:15	03/12/26 15:45	7440-48-4	
Copper	ND	mg/L	0.0050	0.00069	1	02/25/26 11:15	03/12/26 15:45	7440-50-8	
Iron	**0.55**	mg/L	0.040	0.016	1	02/25/26 11:15	03/12/26 15:45	7439-89-6	
Lead	ND	mg/L	0.0010	0.00027	1	02/25/26 11:15	03/12/26 15:45	7439-92-1	
Magnesium	**19.6**	mg/L	0.050	0.024	1	02/25/26 11:15	03/12/26 15:45	7439-95-4	
Manganese	**0.33**	mg/L	0.0050	0.0013	1	02/25/26 11:15	03/12/26 15:45	7439-96-5	
Nickel	ND	mg/L	0.0050	0.00092	1	02/25/26 11:15	03/12/26 15:45	7440-02-0	
Potassium	**1.4**	mg/L	0.40	0.13	1	02/25/26 11:15	03/12/26 15:45	7440-09-7	
Selenium	ND	mg/L	0.0050	0.00050	1	02/25/26 11:15	03/12/26 15:45	7782-49-2	
Silver	ND	mg/L	0.0010	0.00021	1	02/25/26 11:15	03/12/26 15:45	7440-22-4	
Sodium	**1.3**	mg/L	0.40	0.083	1	02/25/26 11:15	03/12/26 15:45	7440-23-5	
Thallium	ND	mg/L	0.00050	0.00017	1	02/25/26 11:15	03/12/26 15:45	7440-28-0	
Vanadium	ND	mg/L	0.0050	0.0011	1	02/25/26 11:15	03/12/26 15:45	7440-62-2	
Zinc	ND	mg/L	0.010	0.0014	1	02/25/26 11:15	03/12/26 15:45	7440-66-6	
WCOL 7470 Mercury	Analytical Method: EPA 7470A Preparation Method: EPA 7470A Pace Analytical Services - West Columbia								
Mercury	ND	mg/L	0.00020	0.000091	1	02/19/26 15:09	02/21/26 18:31	7439-97-6	

REPORT OF LABORATORY ANALYSIS

This report shall not be reproduced, except in full,
without the written consent of Pace Analytical Services, LLC.

Pace Analytical Services, LLC
9800 Kincey Ave. Suite 100
Huntersville, NC 28078
(704)875-9092

ANALYTICAL RESULTS

Project: Bowen LF Cells 9&10
Pace Project No.: 92844564

Sample: BOW-GWA-42 **Lab ID: 92844564004** Collected: 02/16/26 10:47 Received: 02/17/26 12:05 Matrix: Water

Parameters	Results	Units	Report Limit	MDL	DF	Prepared	Analyzed	CAS No.	Qual
2320B Alkalinity	Analytical Method: SM 2320B-2021 Pace Analytical Services - Asheville								
Alkalinity,Bicarbonate (CaCO3)	**164**	mg/L	5.0	5.0	1		02/24/26 20:24		
Alkalinity,Carbonate (CaCO3)	ND	mg/L	5.0	5.0	1		02/24/26 20:24		
Alkalinity, Total as CaCO3	**164**	mg/L	5.0	5.0	1		02/24/26 20:24		
2540C Total Dissolved Solids	Analytical Method: SM 2540C-2020 Pace Analytical Services - Asheville								
Total Dissolved Solids	**166**	mg/L	25.0	25.0	1		02/19/26 02:29		
300.0 IC Anions 28 Days	Analytical Method: EPA 300.0 Rev 2.1 1993 Pace Analytical Services - Asheville								
Chloride	**2.5**	mg/L	1.0	0.60	1		02/19/26 02:06	16887-00-6	
Fluoride	ND	mg/L	0.10	0.050	1		02/19/26 02:06	16984-48-8	
Sulfate	**1.4**	mg/L	1.0	0.50	1		02/19/26 02:06	14808-79-8	
WC 6020B MET ICPMS	Analytical Method: EPA 6020B Preparation Method: EPA 3005A Pace Analytical Services - West Columbia								
Antimony	ND	mg/L	0.0020	0.00043	1	02/25/26 11:15	03/12/26 15:54	7440-36-0	
Arsenic	ND	mg/L	0.0020	0.00041	1	02/25/26 11:15	03/12/26 15:54	7440-38-2	
Barium	**0.0071**	mg/L	0.0050	0.00056	1	02/25/26 11:15	03/12/26 15:54	7440-39-3	
Beryllium	ND	mg/L	0.00040	0.00015	1	02/25/26 11:15	03/19/26 16:32	7440-41-7	
Boron	ND	mg/L	0.040	0.0073	1	02/25/26 11:15	03/19/26 16:32	7440-42-8	
Cadmium	**0.00016J**	mg/L	0.00050	0.00010	1	02/25/26 11:15	03/12/26 15:54	7440-43-9	
Calcium	**37.9**	mg/L	0.40	0.10	1	02/25/26 11:15	03/12/26 15:54	7440-70-2	
Chromium	**0.00057J**	mg/L	0.0050	0.00024	1	02/25/26 11:15	03/12/26 15:54	7440-47-3	
Cobalt	ND	mg/L	0.0050	0.00012	1	02/25/26 11:15	03/12/26 15:54	7440-48-4	
Copper	**0.00074J**	mg/L	0.0050	0.00069	1	02/25/26 11:15	03/12/26 15:54	7440-50-8	
Iron	**0.027J**	mg/L	0.040	0.016	1	02/25/26 11:15	03/12/26 15:54	7439-89-6	
Lead	ND	mg/L	0.0010	0.00027	1	02/25/26 11:15	03/12/26 15:54	7439-92-1	
Magnesium	**14.6**	mg/L	0.050	0.024	1	02/25/26 11:15	03/12/26 15:54	7439-95-4	
Manganese	**0.0022J**	mg/L	0.0050	0.0013	1	02/25/26 11:15	03/12/26 15:54	7439-96-5	
Nickel	**0.0015J**	mg/L	0.0050	0.00092	1	02/25/26 11:15	03/12/26 15:54	7440-02-0	
Potassium	**0.29J**	mg/L	0.40	0.13	1	02/25/26 11:15	03/12/26 15:54	7440-09-7	
Selenium	ND	mg/L	0.0050	0.00050	1	02/25/26 11:15	03/12/26 15:54	7782-49-2	
Silver	ND	mg/L	0.0010	0.00021	1	02/25/26 11:15	03/12/26 15:54	7440-22-4	
Sodium	**1.7**	mg/L	0.40	0.083	1	02/25/26 11:15	03/12/26 15:54	7440-23-5	
Thallium	ND	mg/L	0.00050	0.00017	1	02/25/26 11:15	03/12/26 15:54	7440-28-0	
Vanadium	ND	mg/L	0.0050	0.0011	1	02/25/26 11:15	03/12/26 15:54	7440-62-2	
Zinc	**0.010**	mg/L	0.010	0.0014	1	02/25/26 11:15	03/12/26 15:54	7440-66-6	
WCOL 7470 Mercury	Analytical Method: EPA 7470A Preparation Method: EPA 7470A Pace Analytical Services - West Columbia								
Mercury	ND	mg/L	0.00020	0.000091	1	02/19/26 15:09	02/21/26 18:39	7439-97-6	

REPORT OF LABORATORY ANALYSIS

This report shall not be reproduced, except in full,
without the written consent of Pace Analytical Services, LLC.

Pace Analytical Services, LLC
9800 Kincey Ave. Suite 100
Huntersville, NC 28078
(704)875-9092

ANALYTICAL RESULTS

Project: Bowen LF Cells 9&10
Pace Project No.: 92844564

Sample: BOW-GWA-43 **Lab ID: 92844564005** Collected: 02/16/26 14:29 Received: 02/17/26 12:05 Matrix: Water

Parameters	Results	Units	Report Limit	MDL	DF	Prepared	Analyzed	CAS No.	Qual
2320B Alkalinity	Analytical Method: SM 2320B-2021 Pace Analytical Services - Asheville								
Alkalinity,Bicarbonate (CaCO3)	**7.2**	mg/L	5.0	5.0	1		02/24/26 20:40		
Alkalinity,Carbonate (CaCO3)	ND	mg/L	5.0	5.0	1		02/24/26 20:40		
Alkalinity, Total as CaCO3	**7.2**	mg/L	5.0	5.0	1		02/24/26 20:40		
2540C Total Dissolved Solids	Analytical Method: SM 2540C-2020 Pace Analytical Services - Asheville								
Total Dissolved Solids	ND	mg/L	25.0	25.0	1		02/19/26 02:29		
300.0 IC Anions 28 Days	Analytical Method: EPA 300.0 Rev 2.1 1993 Pace Analytical Services - Asheville								
Chloride	**1.3**	mg/L	1.0	0.60	1		02/19/26 02:21	16887-00-6	
Fluoride	ND	mg/L	0.10	0.050	1		02/19/26 02:21	16984-48-8	
Sulfate	ND	mg/L	1.0	0.50	1		02/19/26 02:21	14808-79-8	
WC 6020B MET ICPMS	Analytical Method: EPA 6020B Preparation Method: EPA 3005A Pace Analytical Services - West Columbia								
Antimony	ND	mg/L	0.0020	0.00043	1	02/25/26 11:15	03/12/26 16:11	7440-36-0	
Arsenic	ND	mg/L	0.0020	0.00041	1	02/25/26 11:15	03/12/26 16:11	7440-38-2	
Barium	**0.013**	mg/L	0.0050	0.00056	1	02/25/26 11:15	03/12/26 16:11	7440-39-3	
Beryllium	ND	mg/L	0.00040	0.00015	1	02/25/26 11:15	03/19/26 16:41	7440-41-7	
Boron	ND	mg/L	0.040	0.0073	1	02/25/26 11:15	03/19/26 16:41	7440-42-8	
Cadmium	ND	mg/L	0.00050	0.00010	1	02/25/26 11:15	03/12/26 16:11	7440-43-9	
Calcium	**2.3**	mg/L	0.40	0.10	1	02/25/26 11:15	03/12/26 16:11	7440-70-2	
Chromium	**0.00045J**	mg/L	0.0050	0.00024	1	02/25/26 11:15	03/12/26 16:11	7440-47-3	
Cobalt	**0.00015J**	mg/L	0.0050	0.00012	1	02/25/26 11:15	03/12/26 16:11	7440-48-4	
Copper	ND	mg/L	0.0050	0.00069	1	02/25/26 11:15	03/12/26 16:11	7440-50-8	
Iron	**0.018J**	mg/L	0.040	0.016	1	02/25/26 11:15	03/12/26 16:11	7439-89-6	
Lead	ND	mg/L	0.0010	0.00027	1	02/25/26 11:15	03/12/26 16:11	7439-92-1	
Magnesium	**0.48**	mg/L	0.050	0.024	1	02/25/26 11:15	03/12/26 16:11	7439-95-4	
Manganese	**0.012**	mg/L	0.0050	0.0013	1	02/25/26 11:15	03/12/26 16:11	7439-96-5	
Nickel	ND	mg/L	0.0050	0.00092	1	02/25/26 11:15	03/12/26 16:11	7440-02-0	
Potassium	**0.28J**	mg/L	0.40	0.13	1	02/25/26 11:15	03/12/26 16:11	7440-09-7	
Selenium	ND	mg/L	0.0050	0.00050	1	02/25/26 11:15	03/12/26 16:11	7782-49-2	
Silver	ND	mg/L	0.0010	0.00021	1	02/25/26 11:15	03/12/26 16:11	7440-22-4	
Sodium	**1.3**	mg/L	0.40	0.083	1	02/25/26 11:15	03/12/26 16:11	7440-23-5	
Thallium	ND	mg/L	0.00050	0.00017	1	02/25/26 11:15	03/12/26 16:11	7440-28-0	
Vanadium	ND	mg/L	0.0050	0.0011	1	02/25/26 11:15	03/12/26 16:11	7440-62-2	
Zinc	**0.0019J**	mg/L	0.010	0.0014	1	02/25/26 11:15	03/12/26 16:11	7440-66-6	
WCOL 7470 Mercury	Analytical Method: EPA 7470A Preparation Method: EPA 7470A Pace Analytical Services - West Columbia								
Mercury	ND	mg/L	0.00020	0.000091	1	02/19/26 15:09	02/21/26 18:47	7439-97-6	

REPORT OF LABORATORY ANALYSIS

This report shall not be reproduced, except in full,
without the written consent of Pace Analytical Services, LLC.

Pace Analytical Services, LLC
9800 Kincey Ave. Suite 100
Huntersville, NC 28078
(704)875-9092

ANALYTICAL RESULTS

Project: Bowen LF Cells 9&10
Pace Project No.: 92844564

Sample: BOW-GWA-43R **Lab ID: 92844564006** Collected: 02/16/26 12:45 Received: 02/17/26 12:05 Matrix: Water

Parameters	Results	Units	Report Limit	MDL	DF	Prepared	Analyzed	CAS No.	Qual
2320B Alkalinity	Analytical Method: SM 2320B-2021 Pace Analytical Services - Asheville								
Alkalinity,Bicarbonate (CaCO3)	**159**	mg/L	5.0	5.0	1		02/24/26 20:44		
Alkalinity,Carbonate (CaCO3)	ND	mg/L	5.0	5.0	1		02/24/26 20:44		
Alkalinity, Total as CaCO3	**159**	mg/L	5.0	5.0	1		02/24/26 20:44		
2540C Total Dissolved Solids	Analytical Method: SM 2540C-2020 Pace Analytical Services - Asheville								
Total Dissolved Solids	**151**	mg/L	25.0	25.0	1		02/19/26 02:29		
300.0 IC Anions 28 Days	Analytical Method: EPA 300.0 Rev 2.1 1993 Pace Analytical Services - Asheville								
Chloride	**2.4**	mg/L	1.0	0.60	1		02/18/26 08:52	16887-00-6	
Fluoride	ND	mg/L	0.10	0.050	1		02/18/26 08:52	16984-48-8	
Sulfate	**3.4**	mg/L	1.0	0.50	1		02/18/26 08:52	14808-79-8	
WC 6020B MET ICPMS	Analytical Method: EPA 6020B Preparation Method: EPA 3005A Pace Analytical Services - West Columbia								
Antimony	ND	mg/L	0.0020	0.00043	1	02/25/26 11:15	03/12/26 16:16	7440-36-0	
Arsenic	ND	mg/L	0.0020	0.00041	1	02/25/26 11:15	03/12/26 16:16	7440-38-2	
Barium	**0.0075**	mg/L	0.0050	0.00056	1	02/25/26 11:15	03/12/26 16:16	7440-39-3	
Beryllium	ND	mg/L	0.00040	0.00015	1	02/25/26 11:15	03/19/26 16:50	7440-41-7	
Boron	**0.017J**	mg/L	0.040	0.0073	1	02/25/26 11:15	03/19/26 16:50	7440-42-8	
Cadmium	ND	mg/L	0.00050	0.00010	1	02/25/26 11:15	03/12/26 16:16	7440-43-9	
Calcium	**32.9**	mg/L	0.40	0.10	1	02/25/26 11:15	03/12/26 16:16	7440-70-2	
Chromium	**0.00063J**	mg/L	0.0050	0.00024	1	02/25/26 11:15	03/12/26 16:16	7440-47-3	
Cobalt	ND	mg/L	0.0050	0.00012	1	02/25/26 11:15	03/12/26 16:16	7440-48-4	
Copper	ND	mg/L	0.0050	0.00069	1	02/25/26 11:15	03/12/26 16:16	7440-50-8	
Iron	**0.028J**	mg/L	0.040	0.016	1	02/25/26 11:15	03/12/26 16:16	7439-89-6	
Lead	ND	mg/L	0.0010	0.00027	1	02/25/26 11:15	03/12/26 16:16	7439-92-1	
Magnesium	**16.5**	mg/L	0.050	0.024	1	02/25/26 11:15	03/12/26 16:16	7439-95-4	
Manganese	ND	mg/L	0.0050	0.0013	1	02/25/26 11:15	03/12/26 16:16	7439-96-5	
Nickel	ND	mg/L	0.0050	0.00092	1	02/25/26 11:15	03/12/26 16:16	7440-02-0	
Potassium	**0.46**	mg/L	0.40	0.13	1	02/25/26 11:15	03/12/26 16:16	7440-09-7	
Selenium	ND	mg/L	0.0050	0.00050	1	02/25/26 11:15	03/12/26 16:16	7782-49-2	
Silver	ND	mg/L	0.0010	0.00021	1	02/25/26 11:15	03/12/26 16:16	7440-22-4	
Sodium	**1.3**	mg/L	0.40	0.083	1	02/25/26 11:15	03/12/26 16:16	7440-23-5	
Thallium	ND	mg/L	0.00050	0.00017	1	02/25/26 11:15	03/12/26 16:16	7440-28-0	
Vanadium	ND	mg/L	0.0050	0.0011	1	02/25/26 11:15	03/12/26 16:16	7440-62-2	
Zinc	ND	mg/L	0.010	0.0014	1	02/25/26 11:15	03/12/26 16:16	7440-66-6	
WCOL 7470 Mercury	Analytical Method: EPA 7470A Preparation Method: EPA 7470A Pace Analytical Services - West Columbia								
Mercury	ND	mg/L	0.00020	0.000091	1	02/19/26 15:09	02/21/26 18:49	7439-97-6	

REPORT OF LABORATORY ANALYSIS

This report shall not be reproduced, except in full,
without the written consent of Pace Analytical Services, LLC.

Pace Analytical Services, LLC
9800 Kincey Ave. Suite 100
Huntersville, NC 28078
(704)875-9092

ANALYTICAL RESULTS

Project: Bowen LF Cells 9&10
Pace Project No.: 92844564

Sample: BOW-GWC-44 **Lab ID: 92844564007** Collected: 02/16/26 12:50 Received: 02/17/26 12:05 Matrix: Water

Parameters	Results	Units	Report Limit	MDL	DF	Prepared	Analyzed	CAS No.	Qual
2320B Alkalinity	Analytical Method: SM 2320B-2021 Pace Analytical Services - Asheville								
Alkalinity,Bicarbonate (CaCO3)	ND	mg/L	5.0	5.0	1		02/24/26 20:52		
Alkalinity,Carbonate (CaCO3)	ND	mg/L	5.0	5.0	1		02/24/26 20:52		
Alkalinity, Total as CaCO3	ND	mg/L	5.0	5.0	1		02/24/26 20:52		
2540C Total Dissolved Solids	Analytical Method: SM 2540C-2020 Pace Analytical Services - Asheville								
Total Dissolved Solids	**29.0**	mg/L	25.0	25.0	1		02/19/26 02:29		
300.0 IC Anions 28 Days	Analytical Method: EPA 300.0 Rev 2.1 1993 Pace Analytical Services - Asheville								
Chloride	**1.7**	mg/L	1.0	0.60	1		02/18/26 09:38	16887-00-6	
Fluoride	ND	mg/L	0.10	0.050	1		02/18/26 09:38	16984-48-8	
Sulfate	**2.6**	mg/L	1.0	0.50	1		02/18/26 09:38	14808-79-8	
WC 6020B MET ICPMS	Analytical Method: EPA 6020B Preparation Method: EPA 3005A Pace Analytical Services - West Columbia								
Antimony	ND	mg/L	0.0020	0.00043	1	02/25/26 11:15	03/12/26 16:22	7440-36-0	
Arsenic	ND	mg/L	0.0020	0.00041	1	02/25/26 11:15	03/12/26 16:22	7440-38-2	
Barium	**0.012**	mg/L	0.0050	0.00056	1	02/25/26 11:15	03/12/26 16:22	7440-39-3	
Beryllium	ND	mg/L	0.00040	0.00015	1	02/25/26 11:15	03/19/26 16:58	7440-41-7	
Boron	ND	mg/L	0.040	0.0073	1	02/25/26 11:15	03/19/26 16:58	7440-42-8	
Cadmium	ND	mg/L	0.00050	0.00010	1	02/25/26 11:15	03/12/26 16:22	7440-43-9	
Calcium	**1.7**	mg/L	0.40	0.10	1	02/25/26 11:15	03/12/26 16:22	7440-70-2	
Chromium	**0.00034J**	mg/L	0.0050	0.00024	1	02/25/26 11:15	03/12/26 16:22	7440-47-3	
Cobalt	**0.0012J**	mg/L	0.0050	0.00012	1	02/25/26 11:15	03/12/26 16:22	7440-48-4	
Copper	ND	mg/L	0.0050	0.00069	1	02/25/26 11:15	03/12/26 16:22	7440-50-8	
Iron	ND	mg/L	0.040	0.016	1	02/25/26 11:15	03/12/26 16:22	7439-89-6	
Lead	ND	mg/L	0.0010	0.00027	1	02/25/26 11:15	03/12/26 16:22	7439-92-1	
Magnesium	**0.54**	mg/L	0.050	0.024	1	02/25/26 11:15	03/12/26 16:22	7439-95-4	
Manganese	**0.037**	mg/L	0.0050	0.0013	1	02/25/26 11:15	03/12/26 16:22	7439-96-5	
Nickel	ND	mg/L	0.0050	0.00092	1	02/25/26 11:15	03/12/26 16:22	7440-02-0	
Potassium	**0.32J**	mg/L	0.40	0.13	1	02/25/26 11:15	03/12/26 16:22	7440-09-7	
Selenium	ND	mg/L	0.0050	0.00050	1	02/25/26 11:15	03/12/26 16:22	7782-49-2	
Silver	ND	mg/L	0.0010	0.00021	1	02/25/26 11:15	03/12/26 16:22	7440-22-4	
Sodium	**2.4**	mg/L	0.40	0.083	1	02/25/26 11:15	03/12/26 16:22	7440-23-5	
Thallium	ND	mg/L	0.00050	0.00017	1	02/25/26 11:15	03/12/26 16:22	7440-28-0	
Vanadium	ND	mg/L	0.0050	0.0011	1	02/25/26 11:15	03/12/26 16:22	7440-62-2	
Zinc	**0.0032J**	mg/L	0.010	0.0014	1	02/25/26 11:15	03/12/26 16:22	7440-66-6	
WCOL 7470 Mercury	Analytical Method: EPA 7470A Preparation Method: EPA 7470A Pace Analytical Services - West Columbia								
Mercury	ND	mg/L	0.00020	0.000091	1	02/19/26 15:09	02/21/26 18:52	7439-97-6	

REPORT OF LABORATORY ANALYSIS

This report shall not be reproduced, except in full,
without the written consent of Pace Analytical Services, LLC.

Pace Analytical Services, LLC
9800 Kincey Ave. Suite 100
Huntersville, NC 28078
(704)875-9092

ANALYTICAL RESULTS

Project: Bowen LF Cells 9&10
Pace Project No.: 92844564

Sample: BOW-GWC-46R **Lab ID: 92844564008** Collected: 02/16/26 14:42 Received: 02/17/26 12:05 Matrix: Water

Parameters	Results	Units	Report Limit	MDL	DF	Prepared	Analyzed	CAS No.	Qual
2320B Alkalinity	Analytical Method: SM 2320B-2021 Pace Analytical Services - Asheville								
Alkalinity,Bicarbonate (CaCO3)	**216**	mg/L	5.0	5.0	1		02/24/26 20:55		
Alkalinity,Carbonate (CaCO3)	ND	mg/L	5.0	5.0	1		02/24/26 20:55		
Alkalinity, Total as CaCO3	**216**	mg/L	5.0	5.0	1		02/24/26 20:55		
2540C Total Dissolved Solids	Analytical Method: SM 2540C-2020 Pace Analytical Services - Asheville								
Total Dissolved Solids	**206**	mg/L	25.0	25.0	1		02/19/26 02:29		
300.0 IC Anions 28 Days	Analytical Method: EPA 300.0 Rev 2.1 1993 Pace Analytical Services - Asheville								
Chloride	**3.5**	mg/L	1.0	0.60	1		02/18/26 09:54	16887-00-6	
Fluoride	ND	mg/L	0.10	0.050	1		02/18/26 09:54	16984-48-8	
Sulfate	**4.7**	mg/L	1.0	0.50	1		02/18/26 09:54	14808-79-8	
WC 6020B MET ICPMS	Analytical Method: EPA 6020B Preparation Method: EPA 3005A Pace Analytical Services - West Columbia								
Antimony	ND	mg/L	0.0020	0.00043	1	02/25/26 11:15	03/12/26 16:27	7440-36-0	
Arsenic	ND	mg/L	0.0020	0.00041	1	02/25/26 11:15	03/12/26 16:27	7440-38-2	
Barium	**0.012**	mg/L	0.0050	0.00056	1	02/25/26 11:15	03/12/26 16:27	7440-39-3	
Beryllium	ND	mg/L	0.00040	0.00015	1	02/25/26 11:15	03/19/26 17:07	7440-41-7	
Boron	ND	mg/L	0.040	0.0073	1	02/25/26 11:15	03/19/26 17:07	7440-42-8	
Cadmium	ND	mg/L	0.00050	0.00010	1	02/25/26 11:15	03/12/26 16:27	7440-43-9	
Calcium	**43.4**	mg/L	0.40	0.10	1	02/25/26 11:15	03/12/26 16:27	7440-70-2	
Chromium	**0.0043J**	mg/L	0.0050	0.00024	1	02/25/26 11:15	03/12/26 16:27	7440-47-3	
Cobalt	ND	mg/L	0.0050	0.00012	1	02/25/26 11:15	03/12/26 16:27	7440-48-4	
Copper	ND	mg/L	0.0050	0.00069	1	02/25/26 11:15	03/12/26 16:27	7440-50-8	
Iron	**0.029J**	mg/L	0.040	0.016	1	02/25/26 11:15	03/12/26 16:27	7439-89-6	
Lead	ND	mg/L	0.0010	0.00027	1	02/25/26 11:15	03/12/26 16:27	7439-92-1	
Magnesium	**22.5**	mg/L	0.050	0.024	1	02/25/26 11:15	03/12/26 16:27	7439-95-4	
Manganese	ND	mg/L	0.0050	0.0013	1	02/25/26 11:15	03/12/26 16:27	7439-96-5	
Nickel	ND	mg/L	0.0050	0.00092	1	02/25/26 11:15	03/12/26 16:27	7440-02-0	
Potassium	**2.2**	mg/L	0.40	0.13	1	02/25/26 11:15	03/12/26 16:27	7440-09-7	
Selenium	ND	mg/L	0.0050	0.00050	1	02/25/26 11:15	03/12/26 16:27	7782-49-2	
Silver	ND	mg/L	0.0010	0.00021	1	02/25/26 11:15	03/12/26 16:27	7440-22-4	
Sodium	**8.5**	mg/L	0.40	0.083	1	02/25/26 11:15	03/12/26 16:27	7440-23-5	
Thallium	ND	mg/L	0.00050	0.00017	1	02/25/26 11:15	03/12/26 16:27	7440-28-0	
Vanadium	ND	mg/L	0.0050	0.0011	1	02/25/26 11:15	03/12/26 16:27	7440-62-2	
Zinc	ND	mg/L	0.010	0.0014	1	02/25/26 11:15	03/12/26 16:27	7440-66-6	
WCOL 7470 Mercury	Analytical Method: EPA 7470A Preparation Method: EPA 7470A Pace Analytical Services - West Columbia								
Mercury	ND	mg/L	0.00020	0.000091	1	02/19/26 15:09	02/21/26 18:54	7439-97-6	

REPORT OF LABORATORY ANALYSIS

This report shall not be reproduced, except in full,
without the written consent of Pace Analytical Services, LLC.

Pace Analytical Services, LLC
9800 Kincey Ave. Suite 100
Huntersville, NC 28078
(704)875-9092

ANALYTICAL RESULTS

Project: Bowen LF Cells 9&10
Pace Project No.: 92844564

Sample: BOW-LF9-10-FD-07 **Lab ID: 92844564009** Collected: 02/16/26 00:00 Received: 02/17/26 12:05 Matrix: Water

Parameters	Results	Units	Report Limit	MDL	DF	Prepared	Analyzed	CAS No.	Qual
2540C Total Dissolved Solids	Analytical Method: SM 2540C-2020 Pace Analytical Services - Asheville								
Total Dissolved Solids	**215**	mg/L	25.0	25.0	1		02/19/26 02:30		
300.0 IC Anions 28 Days	Analytical Method: EPA 300.0 Rev 2.1 1993 Pace Analytical Services - Asheville								
Chloride	**3.5**	mg/L	1.0	0.60	1		02/18/26 10:09	16887-00-6	
Fluoride	ND	mg/L	0.10	0.050	1		02/18/26 10:09	16984-48-8	
Sulfate	**4.8**	mg/L	1.0	0.50	1		02/18/26 10:09	14808-79-8	
WC 6020B MET ICPMS	Analytical Method: EPA 6020B Preparation Method: EPA 3005A Pace Analytical Services - West Columbia								
Antimony	ND	mg/L	0.0020	0.00043	1	02/25/26 11:15	03/12/26 16:35	7440-36-0	
Arsenic	ND	mg/L	0.0020	0.00041	1	02/25/26 11:15	03/12/26 16:35	7440-38-2	
Barium	**0.012**	mg/L	0.0050	0.00056	1	02/25/26 11:15	03/12/26 16:35	7440-39-3	
Beryllium	ND	mg/L	0.00040	0.00015	1	02/25/26 11:15	03/19/26 17:15	7440-41-7	
Boron	ND	mg/L	0.040	0.0073	1	02/25/26 11:15	03/19/26 17:15	7440-42-8	
Cadmium	ND	mg/L	0.00050	0.00010	1	02/25/26 11:15	03/12/26 16:35	7440-43-9	
Calcium	**42.2**	mg/L	0.40	0.10	1	02/25/26 11:15	03/12/26 16:35	7440-70-2	
Chromium	**0.0045J**	mg/L	0.0050	0.00024	1	02/25/26 11:15	03/12/26 16:35	7440-47-3	
Cobalt	ND	mg/L	0.0050	0.00012	1	02/25/26 11:15	03/12/26 16:35	7440-48-4	
Copper	ND	mg/L	0.0050	0.00069	1	02/25/26 11:15	03/12/26 16:35	7440-50-8	
Lead	ND	mg/L	0.0010	0.00027	1	02/25/26 11:15	03/12/26 16:35	7439-92-1	
Nickel	ND	mg/L	0.0050	0.00092	1	02/25/26 11:15	03/12/26 16:35	7440-02-0	
Selenium	ND	mg/L	0.0050	0.00050	1	02/25/26 11:15	03/12/26 16:35	7782-49-2	
Silver	ND	mg/L	0.0010	0.00021	1	02/25/26 11:15	03/12/26 16:35	7440-22-4	
Thallium	ND	mg/L	0.00050	0.00017	1	02/25/26 11:15	03/12/26 16:35	7440-28-0	
Vanadium	ND	mg/L	0.0050	0.0011	1	02/25/26 11:15	03/12/26 16:35	7440-62-2	
Zinc	**0.0016J**	mg/L	0.010	0.0014	1	02/25/26 11:15	03/12/26 16:35	7440-66-6	
WCOL 7470 Mercury	Analytical Method: EPA 7470A Preparation Method: EPA 7470A Pace Analytical Services - West Columbia								
Mercury	ND	mg/L	0.00020	0.000091	1	02/19/26 15:09	02/21/26 18:57	7439-97-6	

REPORT OF LABORATORY ANALYSIS

This report shall not be reproduced, except in full,
without the written consent of Pace Analytical Services, LLC.

Pace Analytical Services, LLC
9800 Kincey Ave. Suite 100
Huntersville, NC 28078
(704)875-9092

ANALYTICAL RESULTS

Project: Bowen LF Cells 9&10
Pace Project No.: 92844564

Sample: BOW-LF9-10-FB-07 **Lab ID: 92844564010** Collected: 02/16/26 16:03 Received: 02/17/26 12:05 Matrix: Water

Parameters	Results	Units	Report Limit	MDL	DF	Prepared	Analyzed	CAS No.	Qual
2540C Total Dissolved Solids	Analytical Method: SM 2540C-2020 Pace Analytical Services - Asheville								
Total Dissolved Solids	ND	mg/L	25.0	25.0	1		02/19/26 02:30		
300.0 IC Anions 28 Days	Analytical Method: EPA 300.0 Rev 2.1 1993 Pace Analytical Services - Asheville								
Chloride	ND	mg/L	1.0	0.60	1		02/18/26 00:23	16887-00-6	
Fluoride	ND	mg/L	0.10	0.050	1		02/18/26 00:23	16984-48-8	
Sulfate	ND	mg/L	1.0	0.50	1		02/18/26 00:23	14808-79-8	
WC 6020B MET ICPMS	Analytical Method: EPA 6020B Preparation Method: EPA 3005A Pace Analytical Services - West Columbia								
Antimony	ND	mg/L	0.0020	0.00043	1	02/25/26 11:15	03/12/26 16:40	7440-36-0	
Arsenic	ND	mg/L	0.0020	0.00041	1	02/25/26 11:15	03/12/26 16:40	7440-38-2	
Barium	ND	mg/L	0.0050	0.00056	1	02/25/26 11:15	03/12/26 16:40	7440-39-3	
Beryllium	ND	mg/L	0.00040	0.00015	1	02/25/26 11:15	03/19/26 17:41	7440-41-7	
Boron	ND	mg/L	0.040	0.0073	1	02/25/26 11:15	03/19/26 17:41	7440-42-8	
Cadmium	ND	mg/L	0.00050	0.00010	1	02/25/26 11:15	03/12/26 16:40	7440-43-9	
Calcium	ND	mg/L	0.40	0.10	1	02/25/26 11:15	03/12/26 16:40	7440-70-2	
Chromium	ND	mg/L	0.0050	0.00024	1	02/25/26 11:15	03/12/26 16:40	7440-47-3	
Cobalt	ND	mg/L	0.0050	0.00012	1	02/25/26 11:15	03/12/26 16:40	7440-48-4	
Copper	ND	mg/L	0.0050	0.00069	1	02/25/26 11:15	03/12/26 16:40	7440-50-8	
Lead	ND	mg/L	0.0010	0.00027	1	02/25/26 11:15	03/12/26 16:40	7439-92-1	
Nickel	ND	mg/L	0.0050	0.00092	1	02/25/26 11:15	03/12/26 16:40	7440-02-0	
Selenium	ND	mg/L	0.0050	0.00050	1	02/25/26 11:15	03/12/26 16:40	7782-49-2	
Silver	ND	mg/L	0.0010	0.00021	1	02/25/26 11:15	03/12/26 16:40	7440-22-4	
Thallium	ND	mg/L	0.00050	0.00017	1	02/25/26 11:15	03/12/26 16:40	7440-28-0	
Vanadium	ND	mg/L	0.0050	0.0011	1	02/25/26 11:15	03/12/26 16:40	7440-62-2	
Zinc	ND	mg/L	0.010	0.0014	1	02/25/26 11:15	03/12/26 16:40	7440-66-6	
WCOL 7470 Mercury	Analytical Method: EPA 7470A Preparation Method: EPA 7470A Pace Analytical Services - West Columbia								
Mercury	ND	mg/L	0.00020	0.000091	1	02/19/26 15:09	02/21/26 18:59	7439-97-6	

REPORT OF LABORATORY ANALYSIS

This report shall not be reproduced, except in full,
without the written consent of Pace Analytical Services, LLC.

Pace Analytical Services, LLC
9800 Kincey Ave. Suite 100
Huntersville, NC 28078
(704)875-9092

ANALYTICAL RESULTS

Project: Bowen LF Cells 9&10
Pace Project No.: 92844564

Sample: BOW-LF9-10-EB-07 **Lab ID: 92844564011** Collected: 02/16/26 16:07 Received: 02/17/26 12:05 Matrix: Water

Parameters	Results	Units	Report Limit	MDL	DF	Prepared	Analyzed	CAS No.	Qual
2540C Total Dissolved Solids	Analytical Method: SM 2540C-2020 Pace Analytical Services - Asheville								
Total Dissolved Solids	ND	mg/L	25.0	25.0	1		02/19/26 02:30		
300.0 IC Anions 28 Days	Analytical Method: EPA 300.0 Rev 2.1 1993 Pace Analytical Services - Asheville								
Chloride	ND	mg/L	1.0	0.60	1		02/18/26 00:39	16887-00-6	
Fluoride	ND	mg/L	0.10	0.050	1		02/18/26 00:39	16984-48-8	
Sulfate	ND	mg/L	1.0	0.50	1		02/18/26 00:39	14808-79-8	
WC 6020B MET ICPMS	Analytical Method: EPA 6020B Preparation Method: EPA 3005A Pace Analytical Services - West Columbia								
Antimony	ND	mg/L	0.0020	0.00043	1	02/25/26 11:38	03/06/26 05:24	7440-36-0	
Arsenic	ND	mg/L	0.0020	0.00041	1	02/25/26 11:38	03/06/26 05:24	7440-38-2	
Barium	ND	mg/L	0.0050	0.00056	1	02/25/26 11:38	03/06/26 05:24	7440-39-3	
Beryllium	ND	mg/L	0.00040	0.00015	1	02/25/26 11:38	03/06/26 05:24	7440-41-7	
Boron	ND	mg/L	0.040	0.0073	1	02/25/26 11:38	03/06/26 05:24	7440-42-8	
Cadmium	ND	mg/L	0.00050	0.00010	1	02/25/26 11:38	03/06/26 05:24	7440-43-9	
Calcium	ND	mg/L	0.40	0.10	1	02/25/26 11:38	03/06/26 15:52	7440-70-2	
Chromium	ND	mg/L	0.0050	0.00024	1	02/25/26 11:38	03/06/26 05:24	7440-47-3	
Cobalt	ND	mg/L	0.0050	0.00012	1	02/25/26 11:38	03/06/26 05:24	7440-48-4	
Copper	ND	mg/L	0.0050	0.00069	1	02/25/26 11:38	03/06/26 05:24	7440-50-8	
Lead	ND	mg/L	0.0010	0.00027	1	02/25/26 11:38	03/06/26 05:24	7439-92-1	
Nickel	ND	mg/L	0.0050	0.00092	1	02/25/26 11:38	03/06/26 05:24	7440-02-0	
Selenium	ND	mg/L	0.0050	0.00050	1	02/25/26 11:38	03/06/26 05:24	7782-49-2	
Silver	ND	mg/L	0.0010	0.00021	1	02/25/26 11:38	03/06/26 05:24	7440-22-4	
Thallium	ND	mg/L	0.00050	0.00017	1	02/25/26 11:38	03/06/26 05:24	7440-28-0	
Vanadium	ND	mg/L	0.0050	0.0011	1	02/25/26 11:38	03/06/26 05:24	7440-62-2	
Zinc	ND	mg/L	0.010	0.0014	1	02/25/26 11:38	03/06/26 05:24	7440-66-6	
WCOL 7470 Mercury	Analytical Method: EPA 7470A Preparation Method: EPA 7470A Pace Analytical Services - West Columbia								
Mercury	ND	mg/L	0.00020	0.000091	1	02/19/26 15:09	02/21/26 19:02	7439-97-6	

REPORT OF LABORATORY ANALYSIS

This report shall not be reproduced, except in full,
without the written consent of Pace Analytical Services, LLC.

Pace Analytical Services, LLC
9800 Kincey Ave. Suite 100
Huntersville, NC 28078
(704)875-9092

ANALYTICAL RESULTS

Project: Bowen LF Cells 9&10
Pace Project No.: 92844564

Sample: BOW-GWA-39RZ **Lab ID: 92844564012** Collected: 02/18/26 13:48 Received: 02/20/26 15:05 Matrix: Water

Parameters	Results	Units	Report Limit	MDL	DF	Prepared	Analyzed	CAS No.	Qual
2320B Alkalinity	Analytical Method: SM 2320B-2021 Pace Analytical Services - Asheville								
Alkalinity,Bicarbonate (CaCO3)	**150**	mg/L	5.0	5.0	1		03/03/26 18:42		
Alkalinity,Carbonate (CaCO3)	ND	mg/L	5.0	5.0	1		03/03/26 18:42		
Alkalinity, Total as CaCO3	**150**	mg/L	5.0	5.0	1		03/03/26 18:42		
2540C Total Dissolved Solids	Analytical Method: SM 2540C-2020 Pace Analytical Services - Asheville								
Total Dissolved Solids	**143**	mg/L	25.0	25.0	1		02/24/26 03:02		
300.0 IC Anions 28 Days	Analytical Method: EPA 300.0 Rev 2.1 1993 Pace Analytical Services - Asheville								
Chloride	**1.4**	mg/L	1.0	0.60	1		02/24/26 10:41	16887-00-6	
Fluoride	ND	mg/L	0.10	0.050	1		02/24/26 10:41	16984-48-8	
Sulfate	**2.7**	mg/L	1.0	0.50	1		02/24/26 10:41	14808-79-8	
WC 6020B MET ICPMS	Analytical Method: EPA 6020B Preparation Method: EPA 3005A Pace Analytical Services - West Columbia								
Antimony	**0.0015J**	mg/L	0.0020	0.00043	1	02/26/26 11:43	03/13/26 16:13	7440-36-0	
Arsenic	**0.00099J**	mg/L	0.0020	0.00041	1	02/26/26 11:43	03/13/26 16:13	7440-38-2	
Barium	**0.019**	mg/L	0.0050	0.00056	1	02/26/26 11:43	03/13/26 16:13	7440-39-3	
Beryllium	ND	mg/L	0.00040	0.00015	1	02/26/26 11:43	03/13/26 16:13	7440-41-7	CU
Boron	ND	mg/L	0.040	0.0073	1	02/26/26 11:43	03/20/26 00:18	7440-42-8	
Cadmium	ND	mg/L	0.00050	0.00010	1	02/26/26 11:43	03/13/26 16:13	7440-43-9	
Calcium	**37.0**	mg/L	0.40	0.10	1	02/26/26 11:43	03/13/26 16:13	7440-70-2	
Chromium	ND	mg/L	0.0050	0.00024	1	02/26/26 11:43	03/13/26 16:13	7440-47-3	
Cobalt	ND	mg/L	0.0050	0.00012	1	02/26/26 11:43	03/13/26 16:13	7440-48-4	
Copper	ND	mg/L	0.0050	0.00069	1	02/26/26 11:43	03/13/26 16:13	7440-50-8	
Iron	**0.23**	mg/L	0.040	0.016	1	02/26/26 11:43	03/13/26 16:13	7439-89-6	
Lead	ND	mg/L	0.0010	0.00027	1	02/26/26 11:43	03/13/26 16:13	7439-92-1	
Magnesium	**19.6**	mg/L	0.050	0.024	1	02/26/26 11:43	03/13/26 16:13	7439-95-4	
Manganese	**0.027**	mg/L	0.0050	0.0013	1	02/26/26 11:43	03/13/26 16:13	7439-96-5	
Nickel	ND	mg/L	0.0050	0.00092	1	02/26/26 11:43	03/13/26 16:13	7440-02-0	
Potassium	**1.2**	mg/L	0.40	0.13	1	02/26/26 11:43	03/13/26 16:13	7440-09-7	
Selenium	ND	mg/L	0.0050	0.00050	1	02/26/26 11:43	03/13/26 16:13	7782-49-2	
Silver	ND	mg/L	0.0010	0.00021	1	02/26/26 11:43	03/13/26 16:13	7440-22-4	
Sodium	**1.3**	mg/L	0.40	0.083	1	02/26/26 11:43	03/13/26 16:13	7440-23-5	
Thallium	ND	mg/L	0.00050	0.00017	1	02/26/26 11:43	03/13/26 16:13	7440-28-0	
Vanadium	ND	mg/L	0.0050	0.0011	1	02/26/26 11:43	03/13/26 16:13	7440-62-2	
Zinc	ND	mg/L	0.010	0.0014	1	02/26/26 11:43	03/20/26 00:18	7440-66-6	
WCOL 7470 Mercury	Analytical Method: EPA 7470A Preparation Method: EPA 7470A Pace Analytical Services - West Columbia								
Mercury	ND	mg/L	0.00020	0.000091	1	02/25/26 15:18	02/25/26 20:25	7439-97-6	

REPORT OF LABORATORY ANALYSIS

This report shall not be reproduced, except in full,
without the written consent of Pace Analytical Services, LLC.

Pace Analytical Services, LLC
9800 Kincey Ave. Suite 100
Huntersville, NC 28078
(704)875-9092

ANALYTICAL RESULTS

Project: Bowen LF Cells 9&10
Pace Project No.: 92844564

Sample: BOW-GWA-39Z **Lab ID: 92844564013** Collected: 02/18/26 15:37 Received: 02/20/26 15:05 Matrix: Water

Parameters	Results	Units	Report Limit	MDL	DF	Prepared	Analyzed	CAS No.	Qual
2320B Alkalinity	Analytical Method: SM 2320B-2021 Pace Analytical Services - Asheville								
Alkalinity,Bicarbonate (CaCO3)	**58.7**	mg/L	5.0	5.0	1		03/03/26 19:04		
Alkalinity,Carbonate (CaCO3)	ND	mg/L	5.0	5.0	1		03/03/26 19:04		
Alkalinity, Total as CaCO3	**58.7**	mg/L	5.0	5.0	1		03/03/26 19:04		
2540C Total Dissolved Solids	Analytical Method: SM 2540C-2020 Pace Analytical Services - Asheville								
Total Dissolved Solids	**71.0**	mg/L	25.0	25.0	1		02/24/26 03:02		
300.0 IC Anions 28 Days	Analytical Method: EPA 300.0 Rev 2.1 1993 Pace Analytical Services - Asheville								
Chloride	**1.0**	mg/L	1.0	0.60	1		02/24/26 11:26	16887-00-6	
Fluoride	ND	mg/L	0.10	0.050	1		02/24/26 11:26	16984-48-8	
Sulfate	**1.0**	mg/L	1.0	0.50	1		02/24/26 11:26	14808-79-8	
WC 6020B MET ICPMS	Analytical Method: EPA 6020B Preparation Method: EPA 3005A Pace Analytical Services - West Columbia								
Antimony	ND	mg/L	0.0020	0.00043	1	02/26/26 11:43	03/13/26 16:17	7440-36-0	
Arsenic	ND	mg/L	0.0020	0.00041	1	02/26/26 11:43	03/13/26 16:17	7440-38-2	
Barium	**0.016**	mg/L	0.0050	0.00056	1	02/26/26 11:43	03/13/26 16:17	7440-39-3	
Beryllium	ND	mg/L	0.00040	0.00015	1	02/26/26 11:43	03/13/26 16:17	7440-41-7	CU
Boron	ND	mg/L	0.040	0.0073	1	02/26/26 11:43	03/20/26 00:44	7440-42-8	
Cadmium	ND	mg/L	0.00050	0.00010	1	02/26/26 11:43	03/13/26 16:17	7440-43-9	
Calcium	**13.0**	mg/L	0.40	0.10	1	02/26/26 11:43	03/13/26 16:17	7440-70-2	
Chromium	**0.00040J**	mg/L	0.0050	0.00024	1	02/26/26 11:43	03/13/26 16:17	7440-47-3	
Cobalt	ND	mg/L	0.0050	0.00012	1	02/26/26 11:43	03/13/26 16:17	7440-48-4	
Copper	ND	mg/L	0.0050	0.00069	1	02/26/26 11:43	03/13/26 16:17	7440-50-8	
Iron	ND	mg/L	0.040	0.016	1	02/26/26 11:43	03/13/26 16:17	7439-89-6	
Lead	ND	mg/L	0.0010	0.00027	1	02/26/26 11:43	03/13/26 16:17	7439-92-1	
Magnesium	**7.2**	mg/L	0.050	0.024	1	02/26/26 11:43	03/13/26 16:17	7439-95-4	
Manganese	**0.0037J**	mg/L	0.0050	0.0013	1	02/26/26 11:43	03/13/26 16:17	7439-96-5	
Nickel	ND	mg/L	0.0050	0.00092	1	02/26/26 11:43	03/13/26 16:17	7440-02-0	
Potassium	**1.3**	mg/L	0.40	0.13	1	02/26/26 11:43	03/13/26 16:17	7440-09-7	
Selenium	ND	mg/L	0.0050	0.00050	1	02/26/26 11:43	03/13/26 16:17	7782-49-2	
Silver	ND	mg/L	0.0010	0.00021	1	02/26/26 11:43	03/13/26 16:17	7440-22-4	
Sodium	**2.0**	mg/L	0.40	0.083	1	02/26/26 11:43	03/13/26 16:17	7440-23-5	
Thallium	ND	mg/L	0.00050	0.00017	1	02/26/26 11:43	03/13/26 16:17	7440-28-0	
Vanadium	ND	mg/L	0.0050	0.0011	1	02/26/26 11:43	03/13/26 16:17	7440-62-2	
Zinc	ND	mg/L	0.010	0.0014	1	02/26/26 11:43	03/20/26 00:44	7440-66-6	
WCOL 7470 Mercury	Analytical Method: EPA 7470A Preparation Method: EPA 7470A Pace Analytical Services - West Columbia								
Mercury	ND	mg/L	0.00020	0.000091	1	02/25/26 15:18	02/25/26 20:28	7439-97-6	

REPORT OF LABORATORY ANALYSIS

This report shall not be reproduced, except in full,
without the written consent of Pace Analytical Services, LLC.

Pace Analytical Services, LLC
9800 Kincey Ave. Suite 100
Huntersville, NC 28078
(704)875-9092

ANALYTICAL RESULTS

Project: Bowen LF Cells 9&10
Pace Project No.: 92844564

Sample: BOW-GWC-45 **Lab ID: 92844564014** Collected: 02/17/26 12:08 Received: 02/20/26 15:05 Matrix: Water

Parameters	Results	Units	Report Limit	MDL	DF	Prepared	Analyzed	CAS No.	Qual
2320B Alkalinity	Analytical Method: SM 2320B-2021 Pace Analytical Services - Asheville								
Alkalinity,Bicarbonate (CaCO3)	ND	mg/L	5.0	5.0	1		03/03/26 17:24		
Alkalinity,Carbonate (CaCO3)	ND	mg/L	5.0	5.0	1		03/03/26 17:24		
Alkalinity, Total as CaCO3	ND	mg/L	5.0	5.0	1		03/03/26 17:24		
2540C Total Dissolved Solids	Analytical Method: SM 2540C-2020 Pace Analytical Services - Asheville								
Total Dissolved Solids	**29.0**	mg/L	25.0	25.0	1		02/24/26 02:56		
300.0 IC Anions 28 Days	Analytical Method: EPA 300.0 Rev 2.1 1993 Pace Analytical Services - Asheville								
Chloride	**0.82J**	mg/L	1.0	0.60	1		02/24/26 11:41	16887-00-6	
Fluoride	ND	mg/L	0.10	0.050	1		02/24/26 11:41	16984-48-8	
Sulfate	ND	mg/L	1.0	0.50	1		02/24/26 11:41	14808-79-8	
WC 6020B MET ICPMS	Analytical Method: EPA 6020B Preparation Method: EPA 3005A Pace Analytical Services - West Columbia								
Antimony	**0.012**	mg/L	0.0020	0.00043	1	02/26/26 11:43	03/13/26 16:22	7440-36-0	
Arsenic	ND	mg/L	0.0020	0.00041	1	02/26/26 11:43	03/13/26 16:22	7440-38-2	
Barium	**0.0076**	mg/L	0.0050	0.00056	1	02/26/26 11:43	03/13/26 16:22	7440-39-3	
Beryllium	ND	mg/L	0.00040	0.00015	1	02/26/26 11:43	03/13/26 16:22	7440-41-7	CU
Boron	ND	mg/L	0.040	0.0073	1	02/26/26 11:43	03/20/26 00:52	7440-42-8	
Cadmium	ND	mg/L	0.00050	0.00010	1	02/26/26 11:43	03/13/26 16:22	7440-43-9	
Calcium	**1.1**	mg/L	0.40	0.10	1	02/26/26 11:43	03/13/26 16:22	7440-70-2	
Chromium	**0.00029J**	mg/L	0.0050	0.00024	1	02/26/26 11:43	03/13/26 16:22	7440-47-3	
Cobalt	**0.0017J**	mg/L	0.0050	0.00012	1	02/26/26 11:43	03/13/26 16:22	7440-48-4	
Copper	**0.00074J**	mg/L	0.0050	0.00069	1	02/26/26 11:43	03/13/26 16:22	7440-50-8	
Iron	ND	mg/L	0.040	0.016	1	02/26/26 11:43	03/13/26 16:22	7439-89-6	
Lead	ND	mg/L	0.0010	0.00027	1	02/26/26 11:43	03/13/26 16:22	7439-92-1	
Magnesium	**0.67**	mg/L	0.050	0.024	1	02/26/26 11:43	03/13/26 16:22	7439-95-4	
Manganese	**0.036**	mg/L	0.0050	0.0013	1	02/26/26 11:43	03/13/26 16:22	7439-96-5	
Nickel	**0.0013J**	mg/L	0.0050	0.00092	1	02/26/26 11:43	03/13/26 16:22	7440-02-0	
Potassium	**0.38J**	mg/L	0.40	0.13	1	02/26/26 11:43	03/13/26 16:22	7440-09-7	
Selenium	ND	mg/L	0.0050	0.00050	1	02/26/26 11:43	03/13/26 16:22	7782-49-2	
Silver	ND	mg/L	0.0010	0.00021	1	02/26/26 11:43	03/13/26 16:22	7440-22-4	
Sodium	**2.2**	mg/L	0.40	0.083	1	02/26/26 11:43	03/13/26 16:22	7440-23-5	
Thallium	ND	mg/L	0.00050	0.00017	1	02/26/26 11:43	03/13/26 16:22	7440-28-0	
Vanadium	ND	mg/L	0.0050	0.0011	1	02/26/26 11:43	03/13/26 16:22	7440-62-2	
Zinc	**0.0039J**	mg/L	0.010	0.0014	1	02/26/26 11:43	03/20/26 00:52	7440-66-6	
WCOL 7470 Mercury	Analytical Method: EPA 7470A Preparation Method: EPA 7470A Pace Analytical Services - West Columbia								
Mercury	ND	mg/L	0.00020	0.000091	1	02/25/26 15:18	02/25/26 20:36	7439-97-6	

REPORT OF LABORATORY ANALYSIS

This report shall not be reproduced, except in full,
without the written consent of Pace Analytical Services, LLC.

Pace Analytical Services, LLC
9800 Kincey Ave. Suite 100
Huntersville, NC 28078
(704)875-9092

ANALYTICAL RESULTS

Project: Bowen LF Cells 9&10
Pace Project No.: 92844564

Sample: BOW-GWC-45R **Lab ID: 92844564015** Collected: 02/17/26 13:52 Received: 02/20/26 15:05 Matrix: Water

Parameters	Results	Units	Report Limit	MDL	DF	Prepared	Analyzed	CAS No.	Qual
2320B Alkalinity	Analytical Method: SM 2320B-2021 Pace Analytical Services - Asheville								
Alkalinity,Bicarbonate (CaCO3)	**182**	mg/L	5.0	5.0	1		03/03/26 17:28		
Alkalinity,Carbonate (CaCO3)	ND	mg/L	5.0	5.0	1		03/03/26 17:28		
Alkalinity, Total as CaCO3	**182**	mg/L	5.0	5.0	1		03/03/26 17:28		
2540C Total Dissolved Solids	Analytical Method: SM 2540C-2020 Pace Analytical Services - Asheville								
Total Dissolved Solids	**176**	mg/L	25.0	25.0	1		02/24/26 02:56		
300.0 IC Anions 28 Days	Analytical Method: EPA 300.0 Rev 2.1 1993 Pace Analytical Services - Asheville								
Chloride	**3.5**	mg/L	1.0	0.60	1		02/24/26 11:56	16887-00-6	
Fluoride	ND	mg/L	0.10	0.050	1		02/24/26 11:56	16984-48-8	
Sulfate	**3.6**	mg/L	1.0	0.50	1		02/24/26 11:56	14808-79-8	
WC 6020B MET ICPMS	Analytical Method: EPA 6020B Preparation Method: EPA 3005A Pace Analytical Services - West Columbia								
Antimony	ND	mg/L	0.0020	0.00043	1	02/26/26 11:43	03/13/26 16:35	7440-36-0	
Arsenic	ND	mg/L	0.0020	0.00041	1	02/26/26 11:43	03/13/26 16:35	7440-38-2	
Barium	**0.022**	mg/L	0.0050	0.00056	1	02/26/26 11:43	03/13/26 16:35	7440-39-3	
Beryllium	ND	mg/L	0.00040	0.00015	1	02/26/26 11:43	03/13/26 16:35	7440-41-7	CU
Boron	**0.0084J**	mg/L	0.040	0.0073	1	02/26/26 11:43	03/20/26 01:01	7440-42-8	
Cadmium	ND	mg/L	0.00050	0.00010	1	02/26/26 11:43	03/13/26 16:35	7440-43-9	
Calcium	**43.1**	mg/L	0.40	0.10	1	02/26/26 11:43	03/13/26 16:35	7440-70-2	
Chromium	**0.00054J**	mg/L	0.0050	0.00024	1	02/26/26 11:43	03/13/26 16:35	7440-47-3	
Cobalt	ND	mg/L	0.0050	0.00012	1	02/26/26 11:43	03/13/26 16:35	7440-48-4	
Copper	ND	mg/L	0.0050	0.00069	1	02/26/26 11:43	03/13/26 16:35	7440-50-8	
Iron	**0.031J**	mg/L	0.040	0.016	1	02/26/26 11:43	03/13/26 16:35	7439-89-6	
Lead	ND	mg/L	0.0010	0.00027	1	02/26/26 11:43	03/13/26 16:35	7439-92-1	
Magnesium	**23.7**	mg/L	0.050	0.024	1	02/26/26 11:43	03/13/26 16:35	7439-95-4	
Manganese	ND	mg/L	0.0050	0.0013	1	02/26/26 11:43	03/13/26 16:35	7439-96-5	
Nickel	ND	mg/L	0.0050	0.00092	1	02/26/26 11:43	03/13/26 16:35	7440-02-0	
Potassium	**0.87**	mg/L	0.40	0.13	1	02/26/26 11:43	03/13/26 16:35	7440-09-7	
Selenium	ND	mg/L	0.0050	0.00050	1	02/26/26 11:43	03/13/26 16:35	7782-49-2	
Silver	ND	mg/L	0.0010	0.00021	1	02/26/26 11:43	03/13/26 16:35	7440-22-4	
Sodium	**2.2**	mg/L	0.40	0.083	1	02/26/26 11:43	03/13/26 16:35	7440-23-5	
Thallium	ND	mg/L	0.00050	0.00017	1	02/26/26 11:43	03/13/26 16:35	7440-28-0	
Vanadium	ND	mg/L	0.0050	0.0011	1	02/26/26 11:43	03/13/26 16:35	7440-62-2	
Zinc	**0.0020J**	mg/L	0.010	0.0014	1	02/26/26 11:43	03/20/26 01:01	7440-66-6	
WCOL 7470 Mercury	Analytical Method: EPA 7470A Preparation Method: EPA 7470A Pace Analytical Services - West Columbia								
Mercury	ND	mg/L	0.00020	0.000091	1	02/25/26 15:18	02/25/26 20:38	7439-97-6	

REPORT OF LABORATORY ANALYSIS

This report shall not be reproduced, except in full,
without the written consent of Pace Analytical Services, LLC.

Pace Analytical Services, LLC
9800 Kincey Ave. Suite 100
Huntersville, NC 28078
(704)875-9092

ANALYTICAL RESULTS

Project: Bowen LF Cells 9&10
Pace Project No.: 92844564

Sample: BOW-GWC-47 **Lab ID: 92844564016** Collected: 02/17/26 13:54 Received: 02/20/26 15:05 Matrix: Water

Parameters	Results	Units	Report Limit	MDL	DF	Prepared	Analyzed	CAS No.	Qual
2320B Alkalinity	Analytical Method: SM 2320B-2021 Pace Analytical Services - Asheville								
Alkalinity,Bicarbonate (CaCO3)	**132**	mg/L	5.0	5.0	1		03/03/26 17:39		
Alkalinity,Carbonate (CaCO3)	ND	mg/L	5.0	5.0	1		03/03/26 17:39		
Alkalinity, Total as CaCO3	**132**	mg/L	5.0	5.0	1		03/03/26 17:39		
2540C Total Dissolved Solids	Analytical Method: SM 2540C-2020 Pace Analytical Services - Asheville								
Total Dissolved Solids	**140**	mg/L	25.0	25.0	1		02/24/26 02:56		
300.0 IC Anions 28 Days	Analytical Method: EPA 300.0 Rev 2.1 1993 Pace Analytical Services - Asheville								
Chloride	**2.2**	mg/L	1.0	0.60	1		02/24/26 12:11	16887-00-6	
Fluoride	ND	mg/L	0.10	0.050	1		02/24/26 12:11	16984-48-8	
Sulfate	**7.7**	mg/L	1.0	0.50	1		02/24/26 12:11	14808-79-8	
WC 6020B MET ICPMS	Analytical Method: EPA 6020B Preparation Method: EPA 3005A Pace Analytical Services - West Columbia								
Antimony	ND	mg/L	0.0020	0.00043	1	02/26/26 11:43	03/13/26 16:43	7440-36-0	
Arsenic	ND	mg/L	0.0020	0.00041	1	02/26/26 11:43	03/13/26 16:43	7440-38-2	
Barium	**0.0091**	mg/L	0.0050	0.00056	1	02/26/26 11:43	03/13/26 16:43	7440-39-3	
Beryllium	ND	mg/L	0.00040	0.00015	1	02/26/26 11:43	03/13/26 16:43	7440-41-7	CU
Boron	ND	mg/L	0.040	0.0073	1	02/26/26 11:43	03/20/26 01:09	7440-42-8	
Cadmium	**0.00014J**	mg/L	0.00050	0.00010	1	02/26/26 11:43	03/13/26 16:43	7440-43-9	
Calcium	**30.8**	mg/L	0.40	0.10	1	02/26/26 11:43	03/13/26 16:43	7440-70-2	
Chromium	**0.0022J**	mg/L	0.0050	0.00024	1	02/26/26 11:43	03/13/26 16:43	7440-47-3	
Cobalt	ND	mg/L	0.0050	0.00012	1	02/26/26 11:43	03/13/26 16:43	7440-48-4	
Copper	ND	mg/L	0.0050	0.00069	1	02/26/26 11:43	03/13/26 16:43	7440-50-8	
Iron	**0.024J**	mg/L	0.040	0.016	1	02/26/26 11:43	03/13/26 16:43	7439-89-6	
Lead	ND	mg/L	0.0010	0.00027	1	02/26/26 11:43	03/13/26 16:43	7439-92-1	
Magnesium	**16.2**	mg/L	0.050	0.024	1	02/26/26 11:43	03/13/26 16:43	7439-95-4	
Manganese	**0.0027J**	mg/L	0.0050	0.0013	1	02/26/26 11:43	03/13/26 16:43	7439-96-5	
Nickel	ND	mg/L	0.0050	0.00092	1	02/26/26 11:43	03/13/26 16:43	7440-02-0	
Potassium	**0.95**	mg/L	0.40	0.13	1	02/26/26 11:43	03/13/26 16:43	7440-09-7	
Selenium	**0.00051J**	mg/L	0.0050	0.00050	1	02/26/26 11:43	03/13/26 16:43	7782-49-2	
Silver	ND	mg/L	0.0010	0.00021	1	02/26/26 11:43	03/13/26 16:43	7440-22-4	
Sodium	**3.4**	mg/L	0.40	0.083	1	02/26/26 11:43	03/13/26 16:43	7440-23-5	
Thallium	ND	mg/L	0.00050	0.00017	1	02/26/26 11:43	03/13/26 16:43	7440-28-0	
Vanadium	ND	mg/L	0.0050	0.0011	1	02/26/26 11:43	03/13/26 16:43	7440-62-2	
Zinc	**0.036**	mg/L	0.010	0.0014	1	02/26/26 11:43	03/20/26 01:09	7440-66-6	
WCOL 7470 Mercury	Analytical Method: EPA 7470A Preparation Method: EPA 7470A Pace Analytical Services - West Columbia								
Mercury	ND	mg/L	0.00020	0.000091	1	02/25/26 15:18	02/25/26 20:41	7439-97-6	

REPORT OF LABORATORY ANALYSIS

This report shall not be reproduced, except in full,
without the written consent of Pace Analytical Services, LLC.

Pace Analytical Services, LLC
9800 Kincey Ave. Suite 100
Huntersville, NC 28078
(704)875-9092

ANALYTICAL RESULTS

Project: Bowen LF Cells 9&10
Pace Project No.: 92844564

Sample: BOW-GWC-47R **Lab ID: 92844564017** Collected: 02/17/26 12:01 Received: 02/20/26 15:05 Matrix: Water

Parameters	Results	Units	Report Limit	MDL	DF	Prepared	Analyzed	CAS No.	Qual
2320B Alkalinity	Analytical Method: SM 2320B-2021 Pace Analytical Services - Asheville								
Alkalinity,Bicarbonate (CaCO3)	**157**	mg/L	5.0	5.0	1		03/03/26 17:48		
Alkalinity,Carbonate (CaCO3)	ND	mg/L	5.0	5.0	1		03/03/26 17:48		
Alkalinity, Total as CaCO3	**157**	mg/L	5.0	5.0	1		03/03/26 17:48		
2540C Total Dissolved Solids	Analytical Method: SM 2540C-2020 Pace Analytical Services - Asheville								
Total Dissolved Solids	**165**	mg/L	25.0	25.0	1		02/24/26 02:56		
300.0 IC Anions 28 Days	Analytical Method: EPA 300.0 Rev 2.1 1993 Pace Analytical Services - Asheville								
Chloride	**2.2**	mg/L	1.0	0.60	1		02/24/26 12:56	16887-00-6	
Fluoride	ND	mg/L	0.10	0.050	1		02/24/26 12:56	16984-48-8	
Sulfate	**8.8**	mg/L	1.0	0.50	1		02/24/26 12:56	14808-79-8	
WC 6020B MET ICPMS	Analytical Method: EPA 6020B Preparation Method: EPA 3005A Pace Analytical Services - West Columbia								
Antimony	**0.00061J**	mg/L	0.0020	0.00043	1	02/26/26 11:43	03/13/26 16:48	7440-36-0	
Arsenic	**0.00047J**	mg/L	0.0020	0.00041	1	02/26/26 11:43	03/13/26 16:48	7440-38-2	
Barium	**0.0093**	mg/L	0.0050	0.00056	1	02/26/26 11:43	03/13/26 16:48	7440-39-3	
Beryllium	ND	mg/L	0.00040	0.00015	1	02/26/26 11:43	03/13/26 16:48	7440-41-7	CU
Boron	ND	mg/L	0.040	0.0073	1	02/26/26 11:43	03/20/26 01:18	7440-42-8	
Cadmium	ND	mg/L	0.00050	0.00010	1	02/26/26 11:43	03/13/26 16:48	7440-43-9	
Calcium	**38.9**	mg/L	0.40	0.10	1	02/26/26 11:43	03/13/26 16:48	7440-70-2	
Chromium	**0.0020J**	mg/L	0.0050	0.00024	1	02/26/26 11:43	03/13/26 16:48	7440-47-3	
Cobalt	ND	mg/L	0.0050	0.00012	1	02/26/26 11:43	03/13/26 16:48	7440-48-4	
Copper	ND	mg/L	0.0050	0.00069	1	02/26/26 11:43	03/13/26 16:48	7440-50-8	
Iron	**0.034J**	mg/L	0.040	0.016	1	02/26/26 11:43	03/13/26 16:48	7439-89-6	
Lead	ND	mg/L	0.0010	0.00027	1	02/26/26 11:43	03/13/26 16:48	7439-92-1	
Magnesium	**20.6**	mg/L	0.050	0.024	1	02/26/26 11:43	03/13/26 16:48	7439-95-4	
Manganese	ND	mg/L	0.0050	0.0013	1	02/26/26 11:43	03/13/26 16:48	7439-96-5	
Nickel	ND	mg/L	0.0050	0.00092	1	02/26/26 11:43	03/13/26 16:48	7440-02-0	
Potassium	**1.1**	mg/L	0.40	0.13	1	02/26/26 11:43	03/13/26 16:48	7440-09-7	
Selenium	ND	mg/L	0.0050	0.00050	1	02/26/26 11:43	03/13/26 16:48	7782-49-2	
Silver	ND	mg/L	0.0010	0.00021	1	02/26/26 11:43	03/13/26 16:48	7440-22-4	
Sodium	**3.0**	mg/L	0.40	0.083	1	02/26/26 11:43	03/13/26 16:48	7440-23-5	
Thallium	ND	mg/L	0.00050	0.00017	1	02/26/26 11:43	03/13/26 16:48	7440-28-0	
Vanadium	ND	mg/L	0.0050	0.0011	1	02/26/26 11:43	03/13/26 16:48	7440-62-2	
Zinc	**0.021**	mg/L	0.010	0.0014	1	02/26/26 11:43	03/20/26 01:18	7440-66-6	
WCOL 7470 Mercury	Analytical Method: EPA 7470A Preparation Method: EPA 7470A Pace Analytical Services - West Columbia								
Mercury	ND	mg/L	0.00020	0.000091	1	02/25/26 15:18	02/25/26 20:43	7439-97-6	

REPORT OF LABORATORY ANALYSIS

This report shall not be reproduced, except in full,
without the written consent of Pace Analytical Services, LLC.

Pace Analytical Services, LLC
9800 Kincey Ave. Suite 100
Huntersville, NC 28078
(704)875-9092

ANALYTICAL RESULTS

Project: Bowen LF Cells 9&10
Pace Project No.: 92844564

Sample: BOW-GWC-48 **Lab ID: 92844564018** Collected: 02/17/26 11:18 Received: 02/20/26 15:05 Matrix: Water

Parameters	Results	Units	Report Limit	MDL	DF	Prepared	Analyzed	CAS No.	Qual
2320B Alkalinity	Analytical Method: SM 2320B-2021 Pace Analytical Services - Asheville								
Alkalinity,Bicarbonate (CaCO3)	**6.4**	mg/L	5.0	5.0	1		03/03/26 17:58		
Alkalinity,Carbonate (CaCO3)	ND	mg/L	5.0	5.0	1		03/03/26 17:58		
Alkalinity, Total as CaCO3	**6.4**	mg/L	5.0	5.0	1		03/03/26 17:58		
2540C Total Dissolved Solids	Analytical Method: SM 2540C-2020 Pace Analytical Services - Asheville								
Total Dissolved Solids	**55.0**	mg/L	25.0	25.0	1		02/24/26 02:57		
300.0 IC Anions 28 Days	Analytical Method: EPA 300.0 Rev 2.1 1993 Pace Analytical Services - Asheville								
Chloride	**6.5**	mg/L	1.0	0.60	1		02/24/26 13:11	16887-00-6	
Fluoride	ND	mg/L	0.10	0.050	1		02/24/26 13:11	16984-48-8	
Sulfate	**9.5**	mg/L	1.0	0.50	1		02/24/26 13:11	14808-79-8	
WC 6020B MET ICPMS	Analytical Method: EPA 6020B Preparation Method: EPA 3005A Pace Analytical Services - West Columbia								
Antimony	ND	mg/L	0.0020	0.00043	1	02/26/26 11:43	03/13/26 16:56	7440-36-0	
Arsenic	ND	mg/L	0.0020	0.00041	1	02/26/26 11:43	03/13/26 16:56	7440-38-2	
Barium	**0.055**	mg/L	0.0050	0.00056	1	02/26/26 11:43	03/13/26 16:56	7440-39-3	
Beryllium	**0.00028J**	mg/L	0.00040	0.00015	1	02/26/26 11:43	03/13/26 16:56	7440-41-7	CU
Boron	ND	mg/L	0.040	0.0073	1	02/26/26 11:43	03/20/26 01:27	7440-42-8	
Cadmium	**0.00025J**	mg/L	0.00050	0.00010	1	02/26/26 11:43	03/13/26 16:56	7440-43-9	
Calcium	**5.0**	mg/L	0.40	0.10	1	02/26/26 11:43	03/13/26 16:56	7440-70-2	
Chromium	**0.0013J**	mg/L	0.0050	0.00024	1	02/26/26 11:43	03/13/26 16:56	7440-47-3	
Cobalt	**0.0035J**	mg/L	0.0050	0.00012	1	02/26/26 11:43	03/13/26 16:56	7440-48-4	
Copper	ND	mg/L	0.0050	0.00069	1	02/26/26 11:43	03/13/26 16:56	7440-50-8	
Iron	**0.044**	mg/L	0.040	0.016	1	02/26/26 11:43	03/13/26 16:56	7439-89-6	
Lead	ND	mg/L	0.0010	0.00027	1	02/26/26 11:43	03/13/26 16:56	7439-92-1	
Magnesium	**2.4**	mg/L	0.050	0.024	1	02/26/26 11:43	03/13/26 16:56	7439-95-4	
Manganese	**0.34**	mg/L	0.0050	0.0013	1	02/26/26 11:43	03/13/26 16:56	7439-96-5	
Nickel	**0.0072**	mg/L	0.0050	0.00092	1	02/26/26 11:43	03/13/26 16:56	7440-02-0	
Potassium	**0.40J**	mg/L	0.40	0.13	1	02/26/26 11:43	03/13/26 16:56	7440-09-7	
Selenium	**0.0014J**	mg/L	0.0050	0.00050	1	02/26/26 11:43	03/13/26 16:56	7782-49-2	
Silver	ND	mg/L	0.0010	0.00021	1	02/26/26 11:43	03/13/26 16:56	7440-22-4	
Sodium	**3.9**	mg/L	0.40	0.083	1	02/26/26 11:43	03/13/26 16:56	7440-23-5	
Thallium	ND	mg/L	0.00050	0.00017	1	02/26/26 11:43	03/13/26 16:56	7440-28-0	
Vanadium	ND	mg/L	0.0050	0.0011	1	02/26/26 11:43	03/13/26 16:56	7440-62-2	
Zinc	**0.011**	mg/L	0.010	0.0014	1	02/26/26 11:43	03/20/26 01:27	7440-66-6	
WCOL 7470 Mercury	Analytical Method: EPA 7470A Preparation Method: EPA 7470A Pace Analytical Services - West Columbia								
Mercury	**0.00060**	mg/L	0.00020	0.000091	1	02/25/26 15:18	02/25/26 20:46	7439-97-6	

REPORT OF LABORATORY ANALYSIS

This report shall not be reproduced, except in full,
without the written consent of Pace Analytical Services, LLC.

Pace Analytical Services, LLC
9800 Kincey Ave. Suite 100
Huntersville, NC 28078
(704)875-9092

ANALYTICAL RESULTS

Project: Bowen LF Cells 9&10
Pace Project No.: 92844564

Sample: BOW-GWC-49R **Lab ID: 92844564019** Collected: 02/17/26 13:24 Received: 02/20/26 15:05 Matrix: Water

Parameters	Results	Units	Report Limit	MDL	DF	Prepared	Analyzed	CAS No.	Qual
2320B Alkalinity	Analytical Method: SM 2320B-2021 Pace Analytical Services - Asheville								
Alkalinity,Bicarbonate (CaCO3)	**135**	mg/L	5.0	5.0	1		03/03/26 18:03		
Alkalinity,Carbonate (CaCO3)	ND	mg/L	5.0	5.0	1		03/03/26 18:03		
Alkalinity, Total as CaCO3	**135**	mg/L	5.0	5.0	1		03/03/26 18:03		
2540C Total Dissolved Solids	Analytical Method: SM 2540C-2020 Pace Analytical Services - Asheville								
Total Dissolved Solids	**129**	mg/L	25.0	25.0	1		02/24/26 02:57		
300.0 IC Anions 28 Days	Analytical Method: EPA 300.0 Rev 2.1 1993 Pace Analytical Services - Asheville								
Chloride	**1.2**	mg/L	1.0	0.60	1		02/24/26 13:26	16887-00-6	
Fluoride	ND	mg/L	0.10	0.050	1		02/24/26 13:26	16984-48-8	
Sulfate	**2.2**	mg/L	1.0	0.50	1		02/24/26 13:26	14808-79-8	
WC 6020B MET ICPMS	Analytical Method: EPA 6020B Preparation Method: EPA 3005A Pace Analytical Services - West Columbia								
Antimony	ND	mg/L	0.0020	0.00043	1	02/26/26 11:43	03/26/26 12:45	7440-36-0	
Arsenic	ND	mg/L	0.0020	0.00041	1	02/26/26 11:43	03/19/26 17:45	7440-38-2	
Barium	**0.012**	mg/L	0.0050	0.00056	1	02/26/26 11:43	03/26/26 12:45	7440-39-3	
Beryllium	ND	mg/L	0.00040	0.00015	1	02/26/26 11:43	03/26/26 12:45	7440-41-7	
Boron	ND	mg/L	0.040	0.0073	1	02/26/26 11:43	03/26/26 12:45	7440-42-8	
Cadmium	ND	mg/L	0.00050	0.00010	1	02/26/26 11:43	03/26/26 12:45	7440-43-9	
Calcium	**29.8**	mg/L	0.40	0.10	1	02/26/26 11:43	03/19/26 17:45	7440-70-2	M1
Chromium	**0.00060J**	mg/L	0.0050	0.00024	1	02/26/26 11:43	03/26/26 12:45	7440-47-3	
Cobalt	ND	mg/L	0.0050	0.00012	1	02/26/26 11:43	03/26/26 12:45	7440-48-4	
Copper	ND	mg/L	0.0050	0.00069	1	02/26/26 11:43	03/26/26 12:45	7440-50-8	
Iron	ND	mg/L	0.040	0.016	1	02/26/26 11:43	03/26/26 12:45	7439-89-6	
Lead	ND	mg/L	0.0010	0.00027	1	02/26/26 11:43	03/26/26 12:45	7439-92-1	
Magnesium	**14.8**	mg/L	0.050	0.024	1	02/26/26 11:43	03/26/26 12:45	7439-95-4	M1
Manganese	ND	mg/L	0.0050	0.0013	1	02/26/26 11:43	03/26/26 12:45	7439-96-5	
Nickel	ND	mg/L	0.0050	0.00092	1	02/26/26 11:43	03/26/26 12:45	7440-02-0	
Potassium	**0.68**	mg/L	0.40	0.13	1	02/26/26 11:43	03/19/26 17:45	7440-09-7	
Selenium	ND	mg/L	0.0050	0.00050	1	02/26/26 11:43	03/19/26 17:45	7782-49-2	
Silver	ND	mg/L	0.0010	0.00021	1	02/26/26 11:43	03/26/26 12:45	7440-22-4	
Sodium	**1.6**	mg/L	0.40	0.083	1	02/26/26 11:43	03/26/26 12:45	7440-23-5	
Thallium	ND	mg/L	0.00050	0.00017	1	02/26/26 11:43	03/26/26 12:45	7440-28-0	
Vanadium	ND	mg/L	0.0050	0.0011	1	02/26/26 11:43	03/26/26 12:45	7440-62-2	
Zinc	ND	mg/L	0.010	0.0014	1	02/26/26 11:43	03/19/26 17:45	7440-66-6	
WCOL 7470 Mercury	Analytical Method: EPA 7470A Preparation Method: EPA 7470A Pace Analytical Services - West Columbia								
Mercury	ND	mg/L	0.00020	0.000091	1	02/25/26 15:18	02/25/26 20:48	7439-97-6	

REPORT OF LABORATORY ANALYSIS

This report shall not be reproduced, except in full,
without the written consent of Pace Analytical Services, LLC.

Pace Analytical Services, LLC
9800 Kincey Ave. Suite 100
Huntersville, NC 28078
(704)875-9092

ANALYTICAL RESULTS

Project: Bowen LF Cells 9&10
Pace Project No.: 92844564

Sample: BOW-GWC-49Z **Lab ID: 92844564020** Collected: 02/17/26 14:51 Received: 02/20/26 15:05 Matrix: Water

Parameters	Results	Units	Report Limit	MDL	DF	Prepared	Analyzed	CAS No.	Qual
2320B Alkalinity	Analytical Method: SM 2320B-2021 Pace Analytical Services - Asheville								
Alkalinity,Bicarbonate (CaCO3)	ND	mg/L	5.0	5.0	1		03/03/26 18:12		
Alkalinity,Carbonate (CaCO3)	ND	mg/L	5.0	5.0	1		03/03/26 18:12		
Alkalinity, Total as CaCO3	ND	mg/L	5.0	5.0	1		03/03/26 18:12		
2540C Total Dissolved Solids	Analytical Method: SM 2540C-2020 Pace Analytical Services - Asheville								
Total Dissolved Solids	**33.0**	mg/L	25.0	25.0	1		02/24/26 02:57		
300.0 IC Anions 28 Days	Analytical Method: EPA 300.0 Rev 2.1 1993 Pace Analytical Services - Asheville								
Chloride	**1.0**	mg/L	1.0	0.60	1		02/24/26 13:40	16887-00-6	
Fluoride	ND	mg/L	0.10	0.050	1		02/24/26 13:40	16984-48-8	
Sulfate	**0.57J**	mg/L	1.0	0.50	1		02/24/26 13:40	14808-79-8	
WC 6020B MET ICPMS	Analytical Method: EPA 6020B Preparation Method: EPA 3005A Pace Analytical Services - West Columbia								
Antimony	ND	mg/L	0.0020	0.00043	1	02/26/26 11:43	03/26/26 13:31	7440-36-0	
Arsenic	ND	mg/L	0.0020	0.00041	1	02/26/26 11:43	03/19/26 18:00	7440-38-2	
Barium	**0.0042J**	mg/L	0.0050	0.00056	1	02/26/26 11:43	03/26/26 13:31	7440-39-3	
Beryllium	ND	mg/L	0.00040	0.00015	1	02/26/26 11:43	03/26/26 13:31	7440-41-7	
Boron	ND	mg/L	0.040	0.0073	1	02/26/26 11:43	03/26/26 13:31	7440-42-8	
Cadmium	ND	mg/L	0.00050	0.00010	1	02/26/26 11:43	03/26/26 13:31	7440-43-9	
Calcium	**0.69**	mg/L	0.40	0.10	1	02/26/26 11:43	03/19/26 18:00	7440-70-2	
Chromium	**0.00032J**	mg/L	0.0050	0.00024	1	02/26/26 11:43	03/26/26 13:31	7440-47-3	
Cobalt	ND	mg/L	0.0050	0.00012	1	02/26/26 11:43	03/26/26 13:31	7440-48-4	
Copper	ND	mg/L	0.0050	0.00069	1	02/26/26 11:43	03/26/26 13:31	7440-50-8	
Iron	ND	mg/L	0.040	0.016	1	02/26/26 11:43	03/26/26 13:31	7439-89-6	
Lead	ND	mg/L	0.0010	0.00027	1	02/26/26 11:43	03/26/26 13:31	7439-92-1	
Magnesium	**0.32**	mg/L	0.050	0.024	1	02/26/26 11:43	03/26/26 13:31	7439-95-4	
Manganese	**0.022**	mg/L	0.0050	0.0013	1	02/26/26 11:43	03/26/26 13:31	7439-96-5	
Nickel	**0.0016J**	mg/L	0.0050	0.00092	1	02/26/26 11:43	03/26/26 13:31	7440-02-0	
Potassium	**0.36J**	mg/L	0.40	0.13	1	02/26/26 11:43	03/19/26 18:00	7440-09-7	
Selenium	ND	mg/L	0.0050	0.00050	1	02/26/26 11:43	03/19/26 18:00	7782-49-2	
Silver	ND	mg/L	0.0010	0.00021	1	02/26/26 11:43	03/26/26 13:31	7440-22-4	
Sodium	**2.0**	mg/L	0.40	0.083	1	02/26/26 11:43	03/26/26 13:31	7440-23-5	
Thallium	ND	mg/L	0.00050	0.00017	1	02/26/26 11:43	03/26/26 13:31	7440-28-0	
Vanadium	ND	mg/L	0.0050	0.0011	1	02/26/26 11:43	03/26/26 13:31	7440-62-2	
Zinc	**0.0021J**	mg/L	0.010	0.0014	1	02/26/26 11:43	03/19/26 18:00	7440-66-6	
WCOL 7470 Mercury	Analytical Method: EPA 7470A Preparation Method: EPA 7470A Pace Analytical Services - West Columbia								
Mercury	ND	mg/L	0.00020	0.000091	1	02/25/26 15:18	02/25/26 20:56	7439-97-6	

REPORT OF LABORATORY ANALYSIS

This report shall not be reproduced, except in full,
without the written consent of Pace Analytical Services, LLC.

Pace Analytical Services, LLC
9800 Kincey Ave. Suite 100
Huntersville, NC 28078
(704)875-9092

ANALYTICAL RESULTS

Project: Bowen LF Cells 9&10
Pace Project No.: 92844564

Sample: BOW-LF9-10-FD-08 **Lab ID: 92844564021** Collected: 02/17/26 00:00 Received: 02/20/26 15:05 Matrix: Water

Parameters	Results	Units	Report Limit	MDL	DF	Prepared	Analyzed	CAS No.	Qual
2540C Total Dissolved Solids	Analytical Method: SM 2540C-2020 Pace Analytical Services - Asheville								
Total Dissolved Solids	**140**	mg/L	25.0	25.0	1		02/24/26 02:57		
300.0 IC Anions 28 Days	Analytical Method: EPA 300.0 Rev 2.1 1993 Pace Analytical Services - Asheville								
Chloride	**2.2**	mg/L	1.0	0.60	1		02/24/26 13:55	16887-00-6	
Fluoride	ND	mg/L	0.10	0.050	1		02/24/26 13:55	16984-48-8	
Sulfate	**7.6**	mg/L	1.0	0.50	1		02/24/26 13:55	14808-79-8	
WC 6020B MET ICPMS	Analytical Method: EPA 6020B Preparation Method: EPA 3005A Pace Analytical Services - West Columbia								
Antimony	ND	mg/L	0.0020	0.00043	1	02/26/26 11:43	03/26/26 13:40	7440-36-0	
Arsenic	ND	mg/L	0.0020	0.00041	1	02/26/26 11:43	03/19/26 18:04	7440-38-2	
Barium	**0.0084**	mg/L	0.0050	0.00056	1	02/26/26 11:43	03/26/26 13:40	7440-39-3	
Beryllium	ND	mg/L	0.00040	0.00015	1	02/26/26 11:43	03/26/26 13:40	7440-41-7	
Boron	ND	mg/L	0.040	0.0073	1	02/26/26 11:43	03/26/26 13:40	7440-42-8	
Cadmium	**0.00016J**	mg/L	0.00050	0.00010	1	02/26/26 11:43	03/26/26 13:40	7440-43-9	
Calcium	**31.9**	mg/L	0.40	0.10	1	02/26/26 11:43	03/19/26 18:04	7440-70-2	
Chromium	**0.0021J**	mg/L	0.0050	0.00024	1	02/26/26 11:43	03/26/26 13:40	7440-47-3	
Cobalt	ND	mg/L	0.0050	0.00012	1	02/26/26 11:43	03/26/26 13:40	7440-48-4	
Copper	ND	mg/L	0.0050	0.00069	1	02/26/26 11:43	03/26/26 13:40	7440-50-8	
Lead	ND	mg/L	0.0010	0.00027	1	02/26/26 11:43	03/26/26 13:40	7439-92-1	
Nickel	ND	mg/L	0.0050	0.00092	1	02/26/26 11:43	03/26/26 13:40	7440-02-0	
Selenium	ND	mg/L	0.0050	0.00050	1	02/26/26 11:43	03/19/26 18:04	7782-49-2	
Silver	ND	mg/L	0.0010	0.00021	1	02/26/26 11:43	03/26/26 13:40	7440-22-4	
Thallium	ND	mg/L	0.00050	0.00017	1	02/26/26 11:43	03/26/26 13:40	7440-28-0	
Vanadium	ND	mg/L	0.0050	0.0011	1	02/26/26 11:43	03/26/26 13:40	7440-62-2	
Zinc	**0.040**	mg/L	0.010	0.0014	1	02/26/26 11:43	03/19/26 18:04	7440-66-6	
WCOL 7470 Mercury	Analytical Method: EPA 7470A Preparation Method: EPA 7470A Pace Analytical Services - West Columbia								
Mercury	ND	mg/L	0.00020	0.000091	1	02/25/26 15:18	02/25/26 20:58	7439-97-6	

REPORT OF LABORATORY ANALYSIS

This report shall not be reproduced, except in full,
without the written consent of Pace Analytical Services, LLC.

Pace Analytical Services, LLC
9800 Kincey Ave. Suite 100
Huntersville, NC 28078
(704)875-9092

ANALYTICAL RESULTS

Project: Bowen LF Cells 9&10
Pace Project No.: 92844564

Sample: BOW-LF9-10-FB-08 **Lab ID: 92844564022** Collected: 02/17/26 15:55 Received: 02/20/26 15:05 Matrix: Water

Parameters	Results	Units	Report Limit	MDL	DF	Prepared	Analyzed	CAS No.	Qual
2540C Total Dissolved Solids	Analytical Method: SM 2540C-2020 Pace Analytical Services - Asheville								
Total Dissolved Solids	ND	mg/L	25.0	25.0	1		02/24/26 02:57		
300.0 IC Anions 28 Days	Analytical Method: EPA 300.0 Rev 2.1 1993 Pace Analytical Services - Asheville								
Chloride	ND	mg/L	1.0	0.60	1		02/24/26 02:43	16887-00-6	
Fluoride	ND	mg/L	0.10	0.050	1		02/24/26 02:43	16984-48-8	
Sulfate	ND	mg/L	1.0	0.50	1		02/24/26 02:43	14808-79-8	
WC 6020B MET ICPMS	Analytical Method: EPA 6020B Preparation Method: EPA 3005A Pace Analytical Services - West Columbia								
Antimony	ND	mg/L	0.0020	0.00043	1	02/26/26 11:43	03/26/26 13:50	7440-36-0	
Arsenic	ND	mg/L	0.0020	0.00041	1	02/26/26 11:43	03/19/26 18:13	7440-38-2	
Barium	ND	mg/L	0.0050	0.00056	1	02/26/26 11:43	03/26/26 13:50	7440-39-3	
Beryllium	ND	mg/L	0.00040	0.00015	1	02/26/26 11:43	03/26/26 13:50	7440-41-7	
Boron	ND	mg/L	0.040	0.0073	1	02/26/26 11:43	03/26/26 13:50	7440-42-8	
Cadmium	ND	mg/L	0.00050	0.00010	1	02/26/26 11:43	03/26/26 13:50	7440-43-9	
Calcium	ND	mg/L	0.40	0.10	1	02/26/26 11:43	03/19/26 18:13	7440-70-2	
Chromium	ND	mg/L	0.0050	0.00024	1	02/26/26 11:43	03/26/26 13:50	7440-47-3	
Cobalt	ND	mg/L	0.0050	0.00012	1	02/26/26 11:43	03/26/26 13:50	7440-48-4	
Copper	ND	mg/L	0.0050	0.00069	1	02/26/26 11:43	03/26/26 13:50	7440-50-8	
Lead	ND	mg/L	0.0010	0.00027	1	02/26/26 11:43	03/26/26 13:50	7439-92-1	
Nickel	ND	mg/L	0.0050	0.00092	1	02/26/26 11:43	03/26/26 13:50	7440-02-0	
Selenium	ND	mg/L	0.0050	0.00050	1	02/26/26 11:43	03/19/26 18:13	7782-49-2	
Silver	ND	mg/L	0.0010	0.00021	1	02/26/26 11:43	03/26/26 13:50	7440-22-4	
Thallium	ND	mg/L	0.00050	0.00017	1	02/26/26 11:43	03/26/26 13:50	7440-28-0	
Vanadium	ND	mg/L	0.0050	0.0011	1	02/26/26 11:43	03/26/26 13:50	7440-62-2	
Zinc	ND	mg/L	0.010	0.0014	1	02/26/26 11:43	03/19/26 18:13	7440-66-6	
WCOL 7470 Mercury	Analytical Method: EPA 7470A Preparation Method: EPA 7470A Pace Analytical Services - West Columbia								
Mercury	ND	mg/L	0.00020	0.000091	1	02/25/26 15:18	02/25/26 21:01	7439-97-6	

REPORT OF LABORATORY ANALYSIS

This report shall not be reproduced, except in full,
without the written consent of Pace Analytical Services, LLC.

Pace Analytical Services, LLC
9800 Kincey Ave. Suite 100
Huntersville, NC 28078
(704)875-9092

ANALYTICAL RESULTS

Project: Bowen LF Cells 9&10
Pace Project No.: 92844564

Sample: BOW-LF9-10-EB-08 **Lab ID: 92844564023** Collected: 02/17/26 15:58 Received: 02/20/26 15:05 Matrix: Water

Parameters	Results	Units	Report Limit	MDL	DF	Prepared	Analyzed	CAS No.	Qual
2540C Total Dissolved Solids	Analytical Method: SM 2540C-2020 Pace Analytical Services - Asheville								
Total Dissolved Solids	ND	mg/L	25.0	25.0	1		02/24/26 02:57		
300.0 IC Anions 28 Days	Analytical Method: EPA 300.0 Rev 2.1 1993 Pace Analytical Services - Asheville								
Chloride	ND	mg/L	1.0	0.60	1		02/24/26 02:58	16887-00-6	
Fluoride	ND	mg/L	0.10	0.050	1		02/24/26 02:58	16984-48-8	
Sulfate	ND	mg/L	1.0	0.50	1		02/24/26 02:58	14808-79-8	
WC 6020B MET ICPMS	Analytical Method: EPA 6020B Preparation Method: EPA 3005A Pace Analytical Services - West Columbia								
Antimony	ND	mg/L	0.0020	0.00043	1	02/26/26 11:43	03/26/26 14:18	7440-36-0	
Arsenic	ND	mg/L	0.0020	0.00041	1	02/26/26 11:43	03/19/26 18:16	7440-38-2	
Barium	ND	mg/L	0.0050	0.00056	1	02/26/26 11:43	03/26/26 14:18	7440-39-3	
Beryllium	ND	mg/L	0.00040	0.00015	1	02/26/26 11:43	03/26/26 14:18	7440-41-7	
Boron	ND	mg/L	0.040	0.0073	1	02/26/26 11:43	03/26/26 14:18	7440-42-8	
Cadmium	ND	mg/L	0.00050	0.00010	1	02/26/26 11:43	03/26/26 14:18	7440-43-9	
Calcium	ND	mg/L	0.40	0.10	1	02/26/26 11:43	03/19/26 18:16	7440-70-2	
Chromium	ND	mg/L	0.0050	0.00024	1	02/26/26 11:43	03/26/26 14:18	7440-47-3	
Cobalt	ND	mg/L	0.0050	0.00012	1	02/26/26 11:43	03/26/26 14:18	7440-48-4	
Copper	ND	mg/L	0.0050	0.00069	1	02/26/26 11:43	03/26/26 14:18	7440-50-8	
Lead	ND	mg/L	0.0010	0.00027	1	02/26/26 11:43	03/26/26 14:18	7439-92-1	
Nickel	ND	mg/L	0.0050	0.00092	1	02/26/26 11:43	03/26/26 14:18	7440-02-0	
Selenium	ND	mg/L	0.0050	0.00050	1	02/26/26 11:43	03/19/26 18:16	7782-49-2	
Silver	ND	mg/L	0.0010	0.00021	1	02/26/26 11:43	03/26/26 14:18	7440-22-4	
Thallium	ND	mg/L	0.00050	0.00017	1	02/26/26 11:43	03/26/26 14:18	7440-28-0	
Vanadium	ND	mg/L	0.0050	0.0011	1	02/26/26 11:43	03/26/26 14:18	7440-62-2	
Zinc	**0.0023J**	mg/L	0.010	0.0014	1	02/26/26 11:43	03/19/26 18:16	7440-66-6	
WCOL 7470 Mercury	Analytical Method: EPA 7470A Preparation Method: EPA 7470A Pace Analytical Services - West Columbia								
Mercury	ND	mg/L	0.00020	0.000091	1	02/25/26 15:18	02/25/26 21:03	7439-97-6	

REPORT OF LABORATORY ANALYSIS

This report shall not be reproduced, except in full,
without the written consent of Pace Analytical Services, LLC.

Pace Analytical Services, LLC
9800 Kincey Ave. Suite 100
Huntersville, NC 28078
(704)875-9092

QUALITY CONTROL DATA

Project: Bowen LF Cells 9&10
Pace Project No.: 92844564

QC Batch: 992820 | Analysis Method: SM 2320B-2021
QC Batch Method: SM 2320B-2021 | Analysis Description: 2320B Alkalinity
Laboratory: Pace Analytical Services - Asheville
Associated Lab Samples: 92844564001, 92844564002, 92844564003, 92844564004, 92844564005, 92844564006, 92844564007, 92844564008

METHOD BLANK: 5103502 Matrix: Water
Associated Lab Samples: 92844564001, 92844564002, 92844564003, 92844564004, 92844564005, 92844564006, 92844564007, 92844564008

Parameter	Units	Blank Result	Reporting Limit	MDL	Analyzed	Qualifiers
Alkalinity, Total as CaCO3	mg/L	ND	5.0	5.0	02/24/26 18:15	
Alkalinity,Bicarbonate (CaCO3)	mg/L	ND	5.0	5.0	02/24/26 18:15	
Alkalinity,Carbonate (CaCO3)	mg/L	ND	5.0	5.0	02/24/26 18:15	

LABORATORY CONTROL SAMPLE: 5103503

Parameter	Units	Spike Conc.	LCS Result	LCS % Rec	% Rec Limits	Qualifiers
Alkalinity, Total as CaCO3	mg/L	50	51.1	102	80-120	

LABORATORY CONTROL SAMPLE: 5103504

Parameter	Units	Spike Conc.	LCS Result	LCS % Rec	% Rec Limits	Qualifiers
Alkalinity, Total as CaCO3	mg/L	50	51.4	103	80-120	

MATRIX SPIKE & MATRIX SPIKE DUPLICATE: 5103505 5103506

Parameter	Units	92844468010 Result	MS Spike Conc.	MSD Spike Conc.	MS Result	MSD Result	MS % Rec	MSD % Rec	% Rec Limits	RPD	Max RPD	Qual
Alkalinity, Total as CaCO3	mg/L	18.2	50	50	69.5	70.6	103	105	80-120	1	25	

MATRIX SPIKE & MATRIX SPIKE DUPLICATE: 5103507 5103508

Parameter	Units	92845013001 Result	MS Spike Conc.	MSD Spike Conc.	MS Result	MSD Result	MS % Rec	MSD % Rec	% Rec Limits	RPD	Max RPD	Qual
Alkalinity, Total as CaCO3	mg/L	34.3	50	50	83.9	84.6	99	101	80-120	1	25	

Results presented on this page are in the units indicated by the "Units" column except where an alternate unit is presented to the right of the result.

REPORT OF LABORATORY ANALYSIS

This report shall not be reproduced, except in full,
without the written consent of Pace Analytical Services, LLC.

Pace Analytical Services, LLC
9800 Kincey Ave. Suite 100
Huntersville, NC 28078
(704)875-9092

QUALITY CONTROL DATA

Project: Bowen LF Cells 9&10
Pace Project No.: 92844564

QC Batch: 993999 | Analysis Method: SM 2320B-2021
QC Batch Method: SM 2320B-2021 | Analysis Description: 2320B Alkalinity
Laboratory: Pace Analytical Services - Asheville
Associated Lab Samples: 92844564014, 92844564015, 92844564016, 92844564017, 92844564018, 92844564019, 92844564020

METHOD BLANK: 5110023 Matrix: Water
Associated Lab Samples: 92844564014, 92844564015, 92844564016, 92844564017, 92844564018, 92844564019, 92844564020

Parameter	Units	Blank Result	Reporting Limit	MDL	Analyzed	Qualifiers
Alkalinity, Total as CaCO3	mg/L	ND	5.0	5.0	03/03/26 14:35	
Alkalinity,Bicarbonate (CaCO3)	mg/L	ND	5.0	5.0	03/03/26 14:35	
Alkalinity,Carbonate (CaCO3)	mg/L	ND	5.0	5.0	03/03/26 14:35	

LABORATORY CONTROL SAMPLE: 5110024

Parameter	Units	Spike Conc.	LCS Result	LCS % Rec	% Rec Limits	Qualifiers
Alkalinity, Total as CaCO3	mg/L	50	52.3	105	80-120	

LABORATORY CONTROL SAMPLE: 5110025

Parameter	Units	Spike Conc.	LCS Result	LCS % Rec	% Rec Limits	Qualifiers
Alkalinity, Total as CaCO3	mg/L	50	52.3	105	80-120	

MATRIX SPIKE & MATRIX SPIKE DUPLICATE: 5110026 5110027

Parameter	Units	92844675002 Result	MS Spike Conc.	MSD Spike Conc.	MS Result	MSD Result	MS % Rec	MSD % Rec	% Rec Limits	RPD	Max RPD	Qual
Alkalinity, Total as CaCO3	mg/L	186	50	50	237	243	102	115	80-120	3	25	

MATRIX SPIKE & MATRIX SPIKE DUPLICATE: 5110028 5110029

Parameter	Units	92844695001 Result	MS Spike Conc.	MSD Spike Conc.	MS Result	MSD Result	MS % Rec	MSD % Rec	% Rec Limits	RPD	Max RPD	Qual
Alkalinity, Total as CaCO3	mg/L	45.8	50	50	98.2	99.0	105	106	80-120	1	25	

Results presented on this page are in the units indicated by the "Units" column except where an alternate unit is presented to the right of the result.

REPORT OF LABORATORY ANALYSIS

This report shall not be reproduced, except in full,
without the written consent of Pace Analytical Services, LLC.

Pace Analytical Services, LLC
9800 Kincey Ave. Suite 100
Huntersville, NC 28078
(704)875-9092

QUALITY CONTROL DATA

Project: Bowen LF Cells 9&10
Pace Project No.: 92844564

QC Batch: 994333
QC Batch Method: SM 2320B-2021
Analysis Method: SM 2320B-2021
Analysis Description: 2320B Alkalinity
Laboratory: Pace Analytical Services - Asheville
Associated Lab Samples: 92844564012, 92844564013

METHOD BLANK: 5111257 Matrix: Water
Associated Lab Samples: 92844564012, 92844564013

Parameter	Units	Blank Result	Reporting Limit	MDL	Analyzed	Qualifiers
Alkalinity, Total as CaCO3	mg/L	ND	5.0	5.0	03/03/26 18:26	
Alkalinity,Bicarbonate (CaCO3)	mg/L	ND	5.0	5.0	03/03/26 18:26	
Alkalinity,Carbonate (CaCO3)	mg/L	ND	5.0	5.0	03/03/26 18:26	

LABORATORY CONTROL SAMPLE: 5111258

Parameter	Units	Spike Conc.	LCS Result	LCS % Rec	% Rec Limits	Qualifiers
Alkalinity, Total as CaCO3	mg/L	50	52.3	105	80-120	

LABORATORY CONTROL SAMPLE: 5111259

Parameter	Units	Spike Conc.	LCS Result	LCS % Rec	% Rec Limits	Qualifiers
Alkalinity, Total as CaCO3	mg/L	50	51.7	103	80-120	

MATRIX SPIKE & MATRIX SPIKE DUPLICATE: 5111260 5111261

Parameter	Units	92844564012 Result	MS Spike Conc.	MSD Spike Conc.	MS Result	MSD Result	MS % Rec	MSD % Rec	% Rec Limits	RPD	Max RPD	Qual
Alkalinity, Total as CaCO3	mg/L	150	50	50	193	195	86	89	80-120	1	25	

MATRIX SPIKE & MATRIX SPIKE DUPLICATE: 5111262 5111263

Parameter	Units	92844564013 Result	MS Spike Conc.	MSD Spike Conc.	MS Result	MSD Result	MS % Rec	MSD % Rec	% Rec Limits	RPD	Max RPD	Qual
Alkalinity, Total as CaCO3	mg/L	58.7	50	50	108	108	99	98	80-120	0	25	

Results presented on this page are in the units indicated by the "Units" column except where an alternate unit is presented to the right of the result.

REPORT OF LABORATORY ANALYSIS

This report shall not be reproduced, except in full,
without the written consent of Pace Analytical Services, LLC.

Pace Analytical Services, LLC
9800 Kincey Ave. Suite 100
Huntersville, NC 28078
(704)875-9092

QUALITY CONTROL DATA

Project: Bowen LF Cells 9&10
Pace Project No.: 92844564

QC Batch: 991663
QC Batch Method: SM 2540C-2020
Analysis Method: SM 2540C-2020
Analysis Description: 2540C Total Dissolved Solids
Laboratory: Pace Analytical Services - Asheville
Associated Lab Samples: 92844564001, 92844564002

METHOD BLANK: 5097687 Matrix: Water
Associated Lab Samples: 92844564001, 92844564002

Parameter	Units	Blank Result	Reporting Limit	MDL	Analyzed	Qualifiers
Total Dissolved Solids	mg/L	ND	25.0	25.0	02/19/26 09:39	

LABORATORY CONTROL SAMPLE: 5097688

Parameter	Units	Spike Conc.	LCS Result	LCS % Rec	% Rec Limits	Qualifiers
Total Dissolved Solids	mg/L	250	248	99	90-110	

SAMPLE DUPLICATE: 5097690

Parameter	Units	92844293003 Result	Dup Result	RPD	Max RPD	Qualifiers
Total Dissolved Solids	mg/L	93.0	88.0	6	25	

SAMPLE DUPLICATE: 5097733

Parameter	Units	92844069001 Result	Dup Result	RPD	Max RPD	Qualifiers
Total Dissolved Solids	mg/L	2700	2680	1	25	

Results presented on this page are in the units indicated by the "Units" column except where an alternate unit is presented to the right of the result.

REPORT OF LABORATORY ANALYSIS

This report shall not be reproduced, except in full,
without the written consent of Pace Analytical Services, LLC.

Pace Analytical Services, LLC
9800 Kincey Ave. Suite 100
Huntersville, NC 28078
(704)875-9092

QUALITY CONTROL DATA

Project: Bowen LF Cells 9&10
Pace Project No.: 92844564

QC Batch: 991664 | Analysis Method: SM 2540C-2020
QC Batch Method: SM 2540C-2020 | Analysis Description: 2540C Total Dissolved Solids
Laboratory: Pace Analytical Services - Asheville
Associated Lab Samples: 92844564003, 92844564004, 92844564005, 92844564006, 92844564007, 92844564008, 92844564009, 92844564010, 92844564011

METHOD BLANK: 5097691 Matrix: Water
Associated Lab Samples: 92844564003, 92844564004, 92844564005, 92844564006, 92844564007, 92844564008, 92844564009, 92844564010, 92844564011

Parameter	Units	Blank Result	Reporting Limit	MDL	Analyzed	Qualifiers
Total Dissolved Solids	mg/L	ND	25.0	25.0	02/19/26 02:29	

LABORATORY CONTROL SAMPLE: 5097692

Parameter	Units	Spike Conc.	LCS Result	LCS % Rec	% Rec Limits	Qualifiers
Total Dissolved Solids	mg/L	250	252	101	90-110	

SAMPLE DUPLICATE: 5097693

Parameter	Units	92844564003 Result	Dup Result	RPD	Max RPD	Qualifiers
Total Dissolved Solids	mg/L	182	168	8	25	

SAMPLE DUPLICATE: 5097694

Parameter	Units	92844427001 Result	Dup Result	RPD	Max RPD	Qualifiers
Total Dissolved Solids	mg/L	844	834	1	25	

Results presented on this page are in the units indicated by the "Units" column except where an alternate unit is presented to the right of the result.

REPORT OF LABORATORY ANALYSIS

This report shall not be reproduced, except in full,
without the written consent of Pace Analytical Services, LLC.

Pace Analytical Services, LLC
9800 Kincey Ave. Suite 100
Huntersville, NC 28078
(704)875-9092

QUALITY CONTROL DATA

Project: Bowen LF Cells 9&10
Pace Project No.: 92844564

QC Batch: 992713 | Analysis Method: SM 2540C-2020
QC Batch Method: SM 2540C-2020 | Analysis Description: 2540C Total Dissolved Solids
Laboratory: Pace Analytical Services - Asheville
Associated Lab Samples: 92844564014, 92844564015, 92844564016, 92844564017, 92844564018, 92844564019, 92844564020, 92844564021, 92844564022, 92844564023

METHOD BLANK: 5102953 Matrix: Water
Associated Lab Samples: 92844564014, 92844564015, 92844564016, 92844564017, 92844564018, 92844564019, 92844564020, 92844564021, 92844564022, 92844564023

Parameter	Units	Blank Result	Reporting Limit	MDL	Analyzed	Qualifiers
Total Dissolved Solids	mg/L	ND	25.0	25.0	02/24/26 02:55	

LABORATORY CONTROL SAMPLE: 5102954

Parameter	Units	Spike Conc.	LCS Result	LCS % Rec	% Rec Limits	Qualifiers
Total Dissolved Solids	mg/L	250	244	98	90-110	

SAMPLE DUPLICATE: 5102955

Parameter	Units	92844150022 Result	Dup Result	RPD	Max RPD	Qualifiers
Total Dissolved Solids	mg/L	290	287	1	25	

SAMPLE DUPLICATE: 5102956

Parameter	Units	92844564017 Result	Dup Result	RPD	Max RPD	Qualifiers
Total Dissolved Solids	mg/L	165	169	2	25	

Results presented on this page are in the units indicated by the "Units" column except where an alternate unit is presented to the right of the result.

REPORT OF LABORATORY ANALYSIS

This report shall not be reproduced, except in full,
without the written consent of Pace Analytical Services, LLC.

Pace Analytical Services, LLC
9800 Kincey Ave. Suite 100
Huntersville, NC 28078
(704)875-9092

QUALITY CONTROL DATA

Project: Bowen LF Cells 9&10
Pace Project No.: 92844564

QC Batch: 992714
QC Batch Method: SM 2540C-2020
Analysis Method: SM 2540C-2020
Analysis Description: 2540C Total Dissolved Solids
Laboratory: Pace Analytical Services - Asheville
Associated Lab Samples: 92844564012, 92844564013

METHOD BLANK: 5102957 Matrix: Water
Associated Lab Samples: 92844564012, 92844564013

Parameter	Units	Blank Result	Reporting Limit	MDL	Analyzed	Qualifiers
Total Dissolved Solids	mg/L	ND	25.0	25.0	02/24/26 03:00	

LABORATORY CONTROL SAMPLE: 5102958

Parameter	Units	Spike Conc.	LCS Result	LCS % Rec	% Rec Limits	Qualifiers
Total Dissolved Solids	mg/L	250	252	101	90-110	

SAMPLE DUPLICATE: 5102959

Parameter	Units	92845342006 Result	Dup Result	RPD	Max RPD	Qualifiers
Total Dissolved Solids	mg/L	395	383	3	25	

SAMPLE DUPLICATE: 5102960

Parameter	Units	92845520008 Result	Dup Result	RPD	Max RPD	Qualifiers
Total Dissolved Solids	mg/L	97.0	85.0	13	25	

Results presented on this page are in the units indicated by the "Units" column except where an alternate unit is presented to the right of the result.

REPORT OF LABORATORY ANALYSIS

This report shall not be reproduced, except in full,
without the written consent of Pace Analytical Services, LLC.

Pace Analytical Services, LLC
9800 Kincey Ave. Suite 100
Huntersville, NC 28078
(704)875-9092

QUALITY CONTROL DATA

Project: Bowen LF Cells 9&10
Pace Project No.: 92844564

QC Batch: 991345
QC Batch Method: EPA 300.0 Rev 2.1 1993
Analysis Method: EPA 300.0 Rev 2.1 1993
Analysis Description: 300.0 IC Anions
Laboratory: Pace Analytical Services - Asheville
Associated Lab Samples: 92844564001, 92844564002, 92844564003, 92844564006, 92844564007, 92844564008, 92844564009, 92844564010, 92844564011

METHOD BLANK: 5095826 Matrix: Water
Associated Lab Samples: 92844564001, 92844564002, 92844564003, 92844564006, 92844564007, 92844564008, 92844564009, 92844564010, 92844564011

Parameter	Units	Blank Result	Reporting Limit	MDL	Analyzed	Qualifiers
Chloride	mg/L	ND	1.0	0.60	02/17/26 21:17	
Fluoride	mg/L	ND	0.10	0.050	02/17/26 21:17	
Sulfate	mg/L	ND	1.0	0.50	02/17/26 21:17	

LABORATORY CONTROL SAMPLE: 5095827

Parameter	Units	Spike Conc.	LCS Result	LCS % Rec	% Rec Limits	Qualifiers
Chloride	mg/L	50	48.0	96	90-110	
Fluoride	mg/L	2.5	2.3	93	90-110	
Sulfate	mg/L	50	48.9	98	90-110	

MATRIX SPIKE & MATRIX SPIKE DUPLICATE: 5095828 5095829

Parameter	Units	92844150013 Result	MS Spike Conc.	MSD Spike Conc.	MS Result	MSD Result	MS % Rec	MSD % Rec	% Rec Limits	RPD	Max RPD	Qual
Chloride	mg/L	1.5	50	50	51.0	52.1	99	101	90-110	2	10	
Fluoride	mg/L	ND	2.5	2.5	2.4	2.5	95	97	90-110	2	10	
Sulfate	mg/L	8.7	50	50	58.0	59.1	98	101	90-110	2	10	

MATRIX SPIKE & MATRIX SPIKE DUPLICATE: 5095830 5095831

Parameter	Units	92844564001 Result	MS Spike Conc.	MSD Spike Conc.	MS Result	MSD Result	MS % Rec	MSD % Rec	% Rec Limits	RPD	Max RPD	Qual
Chloride	mg/L	0.74J	50	50	50.0	54.7	99	108	90-110	9	10	
Fluoride	mg/L	ND	2.5	2.5	2.3	2.5	92	101	90-110	9	10	
Sulfate	mg/L	1.2	50	50	50.8	55.6	99	109	90-110	9	10	

Results presented on this page are in the units indicated by the "Units" column except where an alternate unit is presented to the right of the result.

REPORT OF LABORATORY ANALYSIS

This report shall not be reproduced, except in full,
without the written consent of Pace Analytical Services, LLC.

Pace Analytical Services, LLC
9800 Kincey Ave. Suite 100
Huntersville, NC 28078
(704)875-9092

QUALITY CONTROL DATA

Project: Bowen LF Cells 9&10
Pace Project No.: 92844564

QC Batch: 991635
QC Batch Method: EPA 300.0 Rev 2.1 1993
Analysis Method: EPA 300.0 Rev 2.1 1993
Analysis Description: 300.0 IC Anions
Laboratory: Pace Analytical Services - Asheville
Associated Lab Samples: 92844564004, 92844564005

METHOD BLANK: 5097434 Matrix: Water
Associated Lab Samples: 92844564004, 92844564005

Parameter	Units	Blank Result	Reporting Limit	MDL	Analyzed	Qualifiers
Chloride	mg/L	ND	1.0	0.60	02/18/26 19:22	
Fluoride	mg/L	ND	0.10	0.050	02/18/26 19:22	
Sulfate	mg/L	ND	1.0	0.50	02/18/26 19:22	

LABORATORY CONTROL SAMPLE: 5097435

Parameter	Units	Spike Conc.	LCS Result	LCS % Rec	% Rec Limits	Qualifiers
Chloride	mg/L	50	48.2	96	90-110	
Fluoride	mg/L	2.5	2.4	95	90-110	
Sulfate	mg/L	50	48.9	98	90-110	

MATRIX SPIKE & MATRIX SPIKE DUPLICATE: 5097436 5097437

Parameter	Units	92844653001 Result	MS Spike Conc.	MSD Spike Conc.	MS Result	MSD Result	MS % Rec	MSD % Rec	% Rec Limits	RPD	Max RPD	Qual
Chloride	mg/L		50	50	384	382	74	71	90-110	0	10	M1
Fluoride	mg/L	0.28	2.5	2.5	2.5	2.5	89	90	90-110	2	10	M1
Sulfate	mg/L	97.6	50	50	140	139	85	83	90-110	1	10	M1

MATRIX SPIKE & MATRIX SPIKE DUPLICATE: 5097438 5097439

Parameter	Units	92844737007 Result	MS Spike Conc.	MSD Spike Conc.	MS Result	MSD Result	MS % Rec	MSD % Rec	% Rec Limits	RPD	Max RPD	Qual
Chloride	mg/L	11.9	50	50	61.8	62.6	100	101	90-110	1	10	
Fluoride	mg/L	0.34	2.5	2.5	2.7	2.7	93	94	90-110	1	10	
Sulfate	mg/L	43.0	50	50	91.0	92.0	96	98	90-110	1	10	

Results presented on this page are in the units indicated by the "Units" column except where an alternate unit is presented to the right of the result.

REPORT OF LABORATORY ANALYSIS

This report shall not be reproduced, except in full,
without the written consent of Pace Analytical Services, LLC.

Pace Analytical Services, LLC
9800 Kincey Ave. Suite 100
Huntersville, NC 28078
(704)875-9092

QUALITY CONTROL DATA

Project: Bowen LF Cells 9&10
Pace Project No.: 92844564

QC Batch: 992700
QC Batch Method: EPA 300.0 Rev 2.1 1993
Analysis Method: EPA 300.0 Rev 2.1 1993
Analysis Description: 300.0 IC Anions
Laboratory: Pace Analytical Services - Asheville
Associated Lab Samples: 92844564012, 92844564013, 92844564014, 92844564015, 92844564016, 92844564017, 92844564018, 92844564019, 92844564020, 92844564021, 92844564022, 92844564023

METHOD BLANK: 5102923 Matrix: Water
Associated Lab Samples: 92844564012, 92844564013, 92844564014, 92844564015, 92844564016, 92844564017, 92844564018, 92844564019, 92844564020, 92844564021, 92844564022, 92844564023

Parameter	Units	Blank Result	Reporting Limit	MDL	Analyzed	Qualifiers
Chloride	mg/L	ND	1.0	0.60	02/24/26 01:13	
Fluoride	mg/L	ND	0.10	0.050	02/24/26 01:13	
Sulfate	mg/L	ND	1.0	0.50	02/24/26 01:13	

LABORATORY CONTROL SAMPLE: 5102924

Parameter	Units	Spike Conc.	LCS Result	LCS % Rec	% Rec Limits	Qualifiers
Chloride	mg/L	50	52.1	104	90-110	
Fluoride	mg/L	2.5	2.6	103	90-110	
Sulfate	mg/L	50	52.0	104	90-110	

MATRIX SPIKE & MATRIX SPIKE DUPLICATE: 5102925 5102926

Parameter	Units	92844564012 Result	MS Spike Conc.	MSD Spike Conc.	MS Result	MSD Result	MS % Rec	MSD % Rec	% Rec Limits	RPD	Max RPD	Qual
Chloride	mg/L	1.4	50	50	50.4	54.3	98	106	90-110	8	10	
Fluoride	mg/L	ND	2.5	2.5	2.3	2.5	90	98	90-110	8	10	
Sulfate	mg/L	2.7	50	50	51.1	55.0	97	105	90-110	7	10	

MATRIX SPIKE & MATRIX SPIKE DUPLICATE: 5102927 5102928

Parameter	Units	92844564021 Result	MS Spike Conc.	MSD Spike Conc.	MS Result	MSD Result	MS % Rec	MSD % Rec	% Rec Limits	RPD	Max RPD	Qual
Chloride	mg/L	2.2	50	50	53.0	53.5	102	103	90-110	1	10	
Fluoride	mg/L	ND	2.5	2.5	2.4	2.4	94	95	90-110	1	10	
Sulfate	mg/L	7.6	50	50	57.6	58.3	100	101	90-110	1	10	

Results presented on this page are in the units indicated by the "Units" column except where an alternate unit is presented to the right of the result.

REPORT OF LABORATORY ANALYSIS

This report shall not be reproduced, except in full,
without the written consent of Pace Analytical Services, LLC.

Pace Analytical Services, LLC
9800 Kincey Ave. Suite 100
Huntersville, NC 28078
(704)875-9092

QUALITY CONTROL DATA

Project: Bowen LF Cells 9&10
Pace Project No.: 92844564

QC Batch: 992965
QC Batch Method: EPA 3005A
Analysis Method: EPA 6020B
Analysis Description: WC 6020B MET
Laboratory: Pace Analytical Services - West Columbia
Associated Lab Samples: 92844564001, 92844564002, 92844564003, 92844564004, 92844564005, 92844564006, 92844564007, 92844564008, 92844564009, 92844564010

METHOD BLANK: 5104518 Matrix: Water
Associated Lab Samples: 92844564001, 92844564002, 92844564003, 92844564004, 92844564005, 92844564006, 92844564007, 92844564008, 92844564009, 92844564010

Parameter	Units	Blank Result	Reporting Limit	MDL	Analyzed	Qualifiers
Antimony	mg/L	ND	0.0020	0.00043	03/12/26 13:01	
Arsenic	mg/L	ND	0.0020	0.00041	03/12/26 13:01	
Barium	mg/L	ND	0.0050	0.00056	03/12/26 13:01	
Beryllium	mg/L	ND	0.00040	0.00015	03/19/26 12:31	
Boron	mg/L	ND	0.040	0.0073	03/19/26 12:31	
Cadmium	mg/L	ND	0.00050	0.00010	03/12/26 13:01	
Calcium	mg/L	ND	0.40	0.10	03/12/26 13:01	
Chromium	mg/L	ND	0.0050	0.00024	03/12/26 13:01	
Cobalt	mg/L	ND	0.0050	0.00012	03/12/26 13:01	
Copper	mg/L	ND	0.0050	0.00069	03/12/26 13:01	
Iron	mg/L	ND	0.040	0.016	03/12/26 13:01	
Lead	mg/L	ND	0.0010	0.00027	03/12/26 13:01	
Magnesium	mg/L	ND	0.050	0.024	03/12/26 13:01	
Manganese	mg/L	ND	0.0050	0.0013	03/12/26 13:01	
Nickel	mg/L	ND	0.0050	0.00092	03/12/26 13:01	
Potassium	mg/L	ND	0.40	0.13	03/12/26 13:01	
Selenium	mg/L	ND	0.0050	0.00050	03/12/26 13:01	
Silver	mg/L	ND	0.0010	0.00021	03/12/26 13:01	
Sodium	mg/L	ND	0.40	0.083	03/12/26 13:01	
Thallium	mg/L	ND	0.00050	0.00017	03/12/26 13:01	
Vanadium	mg/L	ND	0.0050	0.0011	03/12/26 13:01	
Zinc	mg/L	ND	0.010	0.0014	03/12/26 13:01	

LABORATORY CONTROL SAMPLE: 5104519

Parameter	Units	Spike Conc.	LCS Result	LCS % Rec	% Rec Limits	Qualifiers
Antimony	mg/L	0.1	0.098	98	80-120	
Arsenic	mg/L	0.1	0.10	101	80-120	
Barium	mg/L	0.1	0.098	98	80-120	
Beryllium	mg/L	0.1	0.096	96	80-120	
Boron	mg/L	0.1	0.099	99	80-120	
Cadmium	mg/L	0.1	0.11	107	80-120	
Calcium	mg/L	1	0.96	96	80-120	
Chromium	mg/L	0.1	0.10	104	80-120	
Cobalt	mg/L	0.1	0.097	97	80-120	
Copper	mg/L	0.1	0.10	103	80-120	
Iron	mg/L	1	0.94	94	80-120	

Results presented on this page are in the units indicated by the "Units" column except where an alternate unit is presented to the right of the result.

REPORT OF LABORATORY ANALYSIS

This report shall not be reproduced, except in full,
without the written consent of Pace Analytical Services, LLC.

Pace Analytical Services, LLC
9800 Kincey Ave. Suite 100
Huntersville, NC 28078
(704)875-9092

QUALITY CONTROL DATA

Project: Bowen LF Cells 9&10
Pace Project No.: 92844564

LABORATORY CONTROL SAMPLE: 5104519

Parameter	Units	Spike Conc.	LCS Result	LCS % Rec	% Rec Limits	Qualifiers
Lead	mg/L	0.1	0.10	101	80-120	
Magnesium	mg/L	1	0.92	92	80-120	
Manganese	mg/L	0.1	0.11	105	80-120	
Nickel	mg/L	0.1	0.10	101	80-120	
Potassium	mg/L	1	0.99	99	80-120	
Selenium	mg/L	0.1	0.093	93	80-120	
Silver	mg/L	0.1	0.10	101	80-120	
Sodium	mg/L	1	0.95	95	80-120	
Thallium	mg/L	0.1	0.10	105	80-120	
Vanadium	mg/L	0.1	0.10	104	80-120	
Zinc	mg/L	0.1	0.10	103	80-120	

MATRIX SPIKE & MATRIX SPIKE DUPLICATE: 5104520 5104521

Parameter	Units	92841933046 Result	MS Spike Conc.	MSD Spike Conc.	MS Result	MSD Result	MS % Rec	MSD % Rec	% Rec Limits	RPD	Max RPD	Qual
Antimony	mg/L	0.0010J	0.1	0.1	0.10	0.10	101	100	75-125	1	20	
Arsenic	mg/L	ND	0.1	0.1	0.10	0.10	101	100	75-125	1	20	
Barium	mg/L	0.050	0.1	0.1	0.15	0.15	99	100	75-125	0	20	
Beryllium	mg/L	ND	0.1	0.1	0.094	0.10	94	101	75-125	7	20	
Boron	mg/L	9.6	0.1	0.1	9.3	8.5	-374	-1130	75-125	9	20	M1
Cadmium	mg/L	0.00031J	0.1	0.1	0.11	0.11	108	107	75-125	1	20	
Calcium	mg/L	205	1	1	195	207	-1000	163	75-125	6	20	M1
Chromium	mg/L	0.00033J	0.1	0.1	0.10	0.10	102	103	75-125	1	20	
Cobalt	mg/L	0.0028J	0.1	0.1	0.097	0.095	94	93	75-125	1	20	
Copper	mg/L	ND	0.1	0.1	0.097	0.096	96	96	75-125	0	20	
Iron	mg/L	0.15	1	1	1.1	1.1	95	91	75-125	4	20	
Lead	mg/L	ND	0.1	0.1	0.096	0.10	96	100	75-125	4	20	
Magnesium	mg/L	37.2	1	1	37.7	37.4	50	19	75-125	1	20	M1
Manganese	mg/L	0.62	0.1	0.1	0.70	0.72	74	98	75-125	3	20	M1
Nickel	mg/L	0.0050	0.1	0.1	0.10	0.098	96	93	75-125	3	20	
Potassium	mg/L	7.8	1	1	9.1	8.8	133	104	75-125	3	20	M1
Selenium	mg/L	0.00064J	0.1	0.1	0.090	0.093	89	92	75-125	4	20	
Silver	mg/L	ND	0.1	0.1	0.10	0.099	100	98	75-125	1	20	
Sodium	mg/L	33.3	1	1	33.7	34.0	45	75	75-125	1	20	M1
Thallium	mg/L	0.0011	0.1	0.1	0.10	0.10	103	99	75-125	3	20	
Vanadium	mg/L	ND	0.1	0.1	0.10	0.10	104	105	75-125	1	20	
Zinc	mg/L	0.0023J	0.1	0.1	0.10	0.10	100	99	75-125	1	20	

Results presented on this page are in the units indicated by the "Units" column except where an alternate unit is presented to the right of the result.

REPORT OF LABORATORY ANALYSIS

This report shall not be reproduced, except in full,
without the written consent of Pace Analytical Services, LLC.

Pace Analytical Services, LLC
9800 Kincey Ave. Suite 100
Huntersville, NC 28078
(704)875-9092

QUALITY CONTROL DATA

Project: Bowen LF Cells 9&10
Pace Project No.: 92844564

QC Batch: 992972
QC Batch Method: EPA 3005A
Analysis Method: EPA 6020B
Analysis Description: WC 6020B MET
Laboratory: Pace Analytical Services - West Columbia
Associated Lab Samples: 92844564011

METHOD BLANK: 5104526 Matrix: Water
Associated Lab Samples: 92844564011

Parameter	Units	Blank Result	Reporting Limit	MDL	Analyzed	Qualifiers
Antimony	mg/L	ND	0.0020	0.00043	03/06/26 05:06	
Arsenic	mg/L	ND	0.0020	0.00041	03/06/26 05:06	
Barium	mg/L	ND	0.0050	0.00056	03/06/26 05:06	
Beryllium	mg/L	ND	0.00040	0.00015	03/06/26 05:06	
Boron	mg/L	ND	0.040	0.0073	03/06/26 05:06	
Cadmium	mg/L	ND	0.00050	0.00010	03/06/26 05:06	
Calcium	mg/L	ND	0.40	0.10	03/06/26 15:33	
Chromium	mg/L	ND	0.0050	0.00024	03/06/26 05:06	
Cobalt	mg/L	ND	0.0050	0.00012	03/06/26 05:06	
Copper	mg/L	ND	0.0050	0.00069	03/06/26 05:06	
Lead	mg/L	ND	0.0010	0.00027	03/06/26 05:06	
Nickel	mg/L	ND	0.0050	0.00092	03/06/26 05:06	
Selenium	mg/L	ND	0.0050	0.00050	03/06/26 05:06	
Silver	mg/L	ND	0.0010	0.00021	03/06/26 05:06	
Thallium	mg/L	ND	0.00050	0.00017	03/06/26 05:06	
Vanadium	mg/L	ND	0.0050	0.0011	03/06/26 05:06	
Zinc	mg/L	ND	0.010	0.0014	03/06/26 05:06	

LABORATORY CONTROL SAMPLE: 5104527

Parameter	Units	Spike Conc.	LCS Result	LCS % Rec	% Rec Limits	Qualifiers
Antimony	mg/L	0.1	0.10	101	80-120	
Arsenic	mg/L	0.1	0.091	91	80-120	
Barium	mg/L	0.1	0.095	95	80-120	
Beryllium	mg/L	0.1	0.095	95	80-120	
Boron	mg/L	0.1	0.097	97	80-120	
Cadmium	mg/L	0.1	0.11	105	80-120	
Calcium	mg/L	1	0.97	97	80-120	
Chromium	mg/L	0.1	0.11	105	80-120	
Cobalt	mg/L	0.1	0.11	109	80-120	
Copper	mg/L	0.1	0.10	103	80-120	
Lead	mg/L	0.1	0.10	102	80-120	
Nickel	mg/L	0.1	0.11	107	80-120	
Selenium	mg/L	0.1	0.087	87	80-120	
Silver	mg/L	0.1	0.11	109	80-120	
Thallium	mg/L	0.1	0.10	100	80-120	
Vanadium	mg/L	0.1	0.10	100	80-120	
Zinc	mg/L	0.1	0.098	98	80-120	

Results presented on this page are in the units indicated by the "Units" column except where an alternate unit is presented to the right of the result.

REPORT OF LABORATORY ANALYSIS

This report shall not be reproduced, except in full,
without the written consent of Pace Analytical Services, LLC.

Pace Analytical Services, LLC
9800 Kincey Ave. Suite 100
Huntersville, NC 28078
(704)875-9092

QUALITY CONTROL DATA

Project: Bowen LF Cells 9&10
Pace Project No.: 92844564

MATRIX SPIKE & MATRIX SPIKE DUPLICATE: 5104532 5104533

Parameter	Units	92845013001 Result	MS Spike Conc.	MSD Spike Conc.	MS Result	MSD Result	MS % Rec	MSD % Rec	% Rec Limits	RPD	Max RPD	Qual
Antimony	mg/L	ND	0.1	0.1	0.10	0.10	104	102	75-125	2	20	
Arsenic	mg/L	ND	0.1	0.1	0.099	0.096	98	96	75-125	2	20	
Barium	mg/L	33.2 ug/L	0.1	0.1	0.13	0.13	94	94	75-125	0	20	
Beryllium	mg/L	ND	0.1	0.1	0.10	0.10	100	101	75-125	0	20	
Boron	mg/L	ND	0.1	0.1	0.11	0.11	96	98	75-125	2	20	
Cadmium	mg/L	ND	0.1	0.1	0.11	0.11	111	109	75-125	2	20	
Calcium	mg/L	5.9	1	1	6.8	7.0	88	106	75-125	3	20	
Chromium	mg/L	ND	0.1	0.1	0.10	0.10	101	103	75-125	3	20	
Cobalt	mg/L	ND	0.1	0.1	0.10	0.11	103	106	75-125	3	20	
Copper	mg/L	ND	0.1	0.1	0.10	0.10	102	100	75-125	2	20	
Lead	mg/L	ND	0.1	0.1	0.10	0.10	100	102	75-125	2	20	
Nickel	mg/L	ND	0.1	0.1	0.10	0.10	101	104	75-125	3	20	
Selenium	mg/L	ND	0.1	0.1	0.10	0.099	102	99	75-125	2	20	
Silver	mg/L	ND	0.1	0.1	0.11	0.11	109	108	75-125	1	20	
Thallium	mg/L	ND	0.1	0.1	0.10	0.10	100	103	75-125	2	20	
Vanadium	mg/L	ND	0.1	0.1	0.097	0.099	96	99	75-125	3	20	
Zinc	mg/L	ND	0.1	0.1	0.10	0.11	103	107	75-125	4	20	

Results presented on this page are in the units indicated by the "Units" column except where an alternate unit is presented to the right of the result.

REPORT OF LABORATORY ANALYSIS

This report shall not be reproduced, except in full,
without the written consent of Pace Analytical Services, LLC.

Pace Analytical Services, LLC
9800 Kincey Ave. Suite 100
Huntersville, NC 28078
(704)875-9092

QUALITY CONTROL DATA

Project: Bowen LF Cells 9&10
Pace Project No.: 92844564

QC Batch: 993263
QC Batch Method: EPA 3005A
Analysis Method: EPA 6020B
Analysis Description: WC 6020B MET
Laboratory: Pace Analytical Services - West Columbia
Associated Lab Samples: 92844564012, 92844564013, 92844564014, 92844564015, 92844564016, 92844564017, 92844564018

METHOD BLANK: 5106182 Matrix: Water
Associated Lab Samples: 92844564012, 92844564013, 92844564014, 92844564015, 92844564016, 92844564017, 92844564018

Parameter	Units	Blank Result	Reporting Limit	MDL	Analyzed	Qualifiers
Antimony	mg/L	ND	0.0020	0.00043	03/13/26 14:26	
Arsenic	mg/L	ND	0.0020	0.00041	03/13/26 14:26	
Barium	mg/L	ND	0.0050	0.00056	03/13/26 14:26	
Beryllium	mg/L	ND	0.00040	0.00015	03/13/26 14:26	2g
Boron	mg/L	ND	0.040	0.0073	03/19/26 21:17	
Cadmium	mg/L	ND	0.00050	0.00010	03/13/26 14:26	
Calcium	mg/L	ND	0.40	0.10	03/13/26 14:26	
Chromium	mg/L	ND	0.0050	0.00024	03/13/26 14:26	
Cobalt	mg/L	ND	0.0050	0.00012	03/13/26 14:26	
Copper	mg/L	ND	0.0050	0.00069	03/13/26 14:26	
Iron	mg/L	ND	0.040	0.016	03/13/26 14:26	
Lead	mg/L	ND	0.0010	0.00027	03/13/26 14:26	
Magnesium	mg/L	ND	0.050	0.024	03/13/26 14:26	
Manganese	mg/L	ND	0.0050	0.0013	03/13/26 14:26	
Nickel	mg/L	ND	0.0050	0.00092	03/13/26 14:26	
Potassium	mg/L	ND	0.40	0.13	03/13/26 14:26	
Selenium	mg/L	ND	0.0050	0.00050	03/13/26 14:26	
Silver	mg/L	ND	0.0010	0.00021	03/13/26 14:26	
Sodium	mg/L	ND	0.40	0.083	03/13/26 14:26	
Thallium	mg/L	ND	0.00050	0.00017	03/13/26 14:26	
Vanadium	mg/L	0.0012J	0.0050	0.0011	03/13/26 14:26	
Zinc	mg/L	ND	0.010	0.0014	03/19/26 21:17	

LABORATORY CONTROL SAMPLE: 5106183

Parameter	Units	Spike Conc.	LCS Result	LCS % Rec	% Rec Limits	Qualifiers
Antimony	mg/L	0.1	0.11	109	80-120	
Arsenic	mg/L	0.1	0.11	108	80-120	
Barium	mg/L	0.1	0.11	107	80-120	
Beryllium	mg/L	0.1	0.11	107	80-120	1g
Boron	mg/L	0.1	0.10	104	80-120	
Cadmium	mg/L	0.1	0.11	107	80-120	
Calcium	mg/L	1	0.98	98	80-120	
Chromium	mg/L	0.1	0.11	109	80-120	
Cobalt	mg/L	0.1	0.11	108	80-120	
Copper	mg/L	0.1	0.10	105	80-120	
Iron	mg/L	1	1.1	108	80-120	
Lead	mg/L	0.1	0.10	103	80-120	
Magnesium	mg/L	1	1.1	109	80-120	

Results presented on this page are in the units indicated by the "Units" column except where an alternate unit is presented to the right of the result.

REPORT OF LABORATORY ANALYSIS

This report shall not be reproduced, except in full,
without the written consent of Pace Analytical Services, LLC.

Pace Analytical Services, LLC
9800 Kincey Ave. Suite 100
Huntersville, NC 28078
(704)875-9092

QUALITY CONTROL DATA

Project: Bowen LF Cells 9&10
Pace Project No.: 92844564

LABORATORY CONTROL SAMPLE: 5106183

Parameter	Units	Spike Conc.	LCS Result	LCS % Rec	% Rec Limits	Qualifiers
Manganese	mg/L	0.1	0.11	113	80-120	
Nickel	mg/L	0.1	0.10	104	80-120	
Potassium	mg/L	1	1.1	110	80-120	
Selenium	mg/L	0.1	0.098	98	80-120	
Silver	mg/L	0.1	0.11	110	80-120	
Sodium	mg/L	1	1.1	111	80-120	
Thallium	mg/L	0.1	0.11	109	80-120	
Vanadium	mg/L	0.1	0.11	110	80-120	
Zinc	mg/L	0.1	0.089	89	80-120	

MATRIX SPIKE & MATRIX SPIKE DUPLICATE: 5106184 5106185

Parameter	Units	92845506019 Result	MS Spike Conc.	MSD Spike Conc.	MS Result	MSD Result	MS % Rec	MSD % Rec	% Rec Limits	RPD	Max RPD	Qual
Antimony	mg/L	ND	0.1	0.1	0.11	0.11	105	105	75-125	0	20	
Arsenic	mg/L	ND	0.1	0.1	0.11	0.11	108	105	75-125	2	20	
Barium	mg/L	0.014	0.1	0.1	0.12	0.12	104	104	75-125	0	20	
Beryllium	mg/L	ND	0.1	0.1	0.11	0.11	113	112	75-125	2	20	
Boron	mg/L	ND	0.1	0.1	0.11	0.11	108	106	75-125	1	20	
Cadmium	mg/L	ND	0.1	0.1	0.10	0.10	104	104	75-125	0	20	
Calcium	mg/L	24.4	1	1	26.0	25.5	159	114	75-125	2	20	M1
Chromium	mg/L	0.00046J	0.1	0.1	0.11	0.11	112	109	75-125	3	20	
Cobalt	mg/L	ND	0.1	0.1	0.11	0.10	106	104	75-125	2	20	
Copper	mg/L	ND	0.1	0.1	0.10	0.10	103	100	75-125	2	20	
Iron	mg/L	0.017J	1	1	1.1	1.1	107	107	75-125	0	20	
Lead	mg/L	ND	0.1	0.1	0.11	0.11	105	106	75-125	0	20	
Magnesium	mg/L	12.1	1	1	13.2	13.3	111	122	75-125	1	20	
Manganese	mg/L	ND	0.1	0.1	0.11	0.11	111	109	75-125	1	20	
Nickel	mg/L	ND	0.1	0.1	0.098	0.097	98	97	75-125	2	20	
Potassium	mg/L	1.3	1	1	2.4	2.3	109	106	75-125	2	20	
Selenium	mg/L	ND	0.1	0.1	0.10	0.10	102	101	75-125	1	20	
Silver	mg/L	ND	0.1	0.1	0.11	0.11	106	107	75-125	1	20	
Sodium	mg/L	0.78	1	1	1.9	1.9	108	111	75-125	2	20	
Thallium	mg/L	ND	0.1	0.1	0.11	0.11	109	108	75-125	1	20	
Vanadium	mg/L	0.0018J	0.1	0.1	0.11	0.11	108	105	75-125	3	20	
Zinc	mg/L	ND	0.1	0.1	0.10	0.096	99	96	75-125	4	20	

Results presented on this page are in the units indicated by the "Units" column except where an alternate unit is presented to the right of the result.

REPORT OF LABORATORY ANALYSIS

This report shall not be reproduced, except in full,
without the written consent of Pace Analytical Services, LLC.

Pace Analytical Services, LLC
9800 Kincey Ave. Suite 100
Huntersville, NC 28078
(704)875-9092

QUALITY CONTROL DATA

Project: Bowen LF Cells 9&10
Pace Project No.: 92844564

QC Batch: 993265
QC Batch Method: EPA 3005A
Analysis Method: EPA 6020B
Analysis Description: WC 6020B MET
Laboratory: Pace Analytical Services - West Columbia
Associated Lab Samples: 92844564019, 92844564020, 92844564021, 92844564022, 92844564023

METHOD BLANK: 5106186 Matrix: Water
Associated Lab Samples: 92844564019, 92844564020, 92844564021, 92844564022, 92844564023

Parameter	Units	Blank Result	Reporting Limit	MDL	Analyzed	Qualifiers
Antimony	mg/L	ND	0.0020	0.00043	03/26/26 12:26	
Arsenic	mg/L	ND	0.0020	0.00041	03/19/26 17:38	
Barium	mg/L	ND	0.0050	0.00056	03/26/26 12:26	
Beryllium	mg/L	ND	0.00040	0.00015	03/26/26 12:26	
Boron	mg/L	ND	0.040	0.0073	03/26/26 12:26	
Cadmium	mg/L	ND	0.00050	0.00010	03/26/26 12:26	
Calcium	mg/L	ND	0.40	0.10	03/19/26 17:38	
Chromium	mg/L	ND	0.0050	0.00024	03/26/26 12:26	
Cobalt	mg/L	ND	0.0050	0.00012	03/26/26 12:26	
Copper	mg/L	ND	0.0050	0.00069	03/26/26 12:26	
Iron	mg/L	ND	0.040	0.016	03/26/26 12:26	
Lead	mg/L	ND	0.0010	0.00027	03/26/26 12:26	
Magnesium	mg/L	ND	0.050	0.024	03/26/26 12:26	
Manganese	mg/L	ND	0.0050	0.0013	03/26/26 12:26	
Nickel	mg/L	ND	0.0050	0.00092	03/26/26 12:26	
Potassium	mg/L	ND	0.40	0.13	03/19/26 17:38	
Selenium	mg/L	ND	0.0050	0.00050	03/19/26 17:38	
Silver	mg/L	ND	0.0010	0.00021	03/26/26 12:26	
Sodium	mg/L	ND	0.40	0.083	03/26/26 12:26	
Thallium	mg/L	ND	0.00050	0.00017	03/26/26 12:26	
Vanadium	mg/L	ND	0.0050	0.0011	03/26/26 12:26	
Zinc	mg/L	ND	0.010	0.0014	03/19/26 17:38	

LABORATORY CONTROL SAMPLE: 5106187

Parameter	Units	Spike Conc.	LCS Result	LCS % Rec	% Rec Limits	Qualifiers
Antimony	mg/L	0.1	0.10	104	80-120	
Arsenic	mg/L	0.1	0.10	103	80-120	
Barium	mg/L	0.1	0.094	94	80-120	
Beryllium	mg/L	0.1	0.087	87	80-120	
Boron	mg/L	0.1	0.090	90	80-120	
Cadmium	mg/L	0.1	0.11	106	80-120	
Calcium	mg/L	1	1.1	106	80-120	
Chromium	mg/L	0.1	0.098	98	80-120	
Cobalt	mg/L	0.1	0.10	100	80-120	
Copper	mg/L	0.1	0.11	113	80-120	
Iron	mg/L	1	0.98	98	80-120	
Lead	mg/L	0.1	0.10	100	80-120	
Magnesium	mg/L	1	0.98	98	80-120	

Results presented on this page are in the units indicated by the "Units" column except where an alternate unit is presented to the right of the result.

REPORT OF LABORATORY ANALYSIS

This report shall not be reproduced, except in full,
without the written consent of Pace Analytical Services, LLC.

Pace Analytical Services, LLC
9800 Kincey Ave. Suite 100
Huntersville, NC 28078
(704)875-9092

QUALITY CONTROL DATA

Project: Bowen LF Cells 9&10
Pace Project No.: 92844564

LABORATORY CONTROL SAMPLE: 5106187

Parameter	Units	Spike Conc.	LCS Result	LCS % Rec	% Rec Limits	Qualifiers
Manganese	mg/L	0.1	0.10	102	80-120	
Nickel	mg/L	0.1	0.10	103	80-120	
Potassium	mg/L	1	0.96	96	80-120	
Selenium	mg/L	0.1	0.10	101	80-120	
Silver	mg/L	0.1	0.11	105	80-120	
Sodium	mg/L	1	0.83	83	80-120	
Thallium	mg/L	0.1	0.10	102	80-120	
Vanadium	mg/L	0.1	0.096	96	80-120	
Zinc	mg/L	0.1	0.10	101	80-120	

MATRIX SPIKE & MATRIX SPIKE DUPLICATE: 5106188 5106189

Parameter	Units	92844564019 Result	MS Spike Conc.	MSD Spike Conc.	MS Result	MSD Result	MS % Rec	MSD % Rec	% Rec Limits	RPD	Max RPD	Qual
Antimony	mg/L	ND	0.1	0.1	0.11	0.11	105	106	75-125	3	20	
Arsenic	mg/L	ND	0.1	0.1	0.10	0.10	105	103	75-125	2	20	
Barium	mg/L	0.012	0.1	0.1	0.11	0.11	96	97	75-125	1	20	
Beryllium	mg/L	ND	0.1	0.1	0.094	0.094	94	94	75-125	0	20	
Boron	mg/L	ND	0.1	0.1	0.099	0.099	95	95	75-125	0	20	
Cadmium	mg/L	ND	0.1	0.1	0.11	0.11	109	109	75-125	9	20	
Calcium	mg/L	29.8	1	1	30.1	30.5	33	69	75-125	1	20	M1
Chromium	mg/L	0.00060J	0.1	0.1	0.099	0.10	98	99	75-125	1	20	
Cobalt	mg/L	ND	0.1	0.1	0.097	0.098	97	98	75-125	1	20	
Copper	mg/L	ND	0.1	0.1	0.11	0.11	109	111	75-125	3	20	
Iron	mg/L	ND	1	1	0.98	0.99	97	98	75-125	1	20	
Lead	mg/L	ND	0.1	0.1	0.10	0.10	100	101	75-125	1	20	
Magnesium	mg/L	14.8	1	1	15.7	16.0	88	120	75-125	2	20	
Manganese	mg/L	ND	0.1	0.1	0.10	0.10	100	102	75-125	2	20	
Nickel	mg/L	ND	0.1	0.1	0.099	0.10	99	100	75-125	1	20	
Potassium	mg/L	0.68	1	1	1.8	1.7	108	104	75-125	2	20	
Selenium	mg/L	ND	0.1	0.1	0.10	0.10	104	103	75-125	1	20	
Silver	mg/L	ND	0.1	0.1	0.10	0.10	104	104	75-125	2	20	
Sodium	mg/L	1.6	1	1	2.5	2.5	91	90	75-125	0	20	
Thallium	mg/L	ND	0.1	0.1	0.10	0.11	102	105	75-125	3	20	
Vanadium	mg/L	ND	0.1	0.1	0.098	0.098	98	98	75-125	1	20	
Zinc	mg/L	ND	0.1	0.1	0.10	0.10	102	102	75-125	0	20	

Results presented on this page are in the units indicated by the "Units" column except where an alternate unit is presented to the right of the result.

REPORT OF LABORATORY ANALYSIS

This report shall not be reproduced, except in full,
without the written consent of Pace Analytical Services, LLC.

Pace Analytical Services, LLC
9800 Kincey Ave. Suite 100
Huntersville, NC 28078
(704)875-9092

QUALITY CONTROL DATA

Project: Bowen LF Cells 9&10
Pace Project No.: 92844564

QC Batch: 991861
QC Batch Method: EPA 7470A
Analysis Method: EPA 7470A
Analysis Description: WCOL 7470 Mercury
Laboratory: Pace Analytical Services - West Columbia
Associated Lab Samples: 92844564001, 92844564002, 92844564003, 92844564004, 92844564005, 92844564006, 92844564007, 92844564008, 92844564009, 92844564010, 92844564011

METHOD BLANK: 5098659 Matrix: Water
Associated Lab Samples: 92844564001, 92844564002, 92844564003, 92844564004, 92844564005, 92844564006, 92844564007, 92844564008, 92844564009, 92844564010, 92844564011

Parameter	Units	Blank Result	Reporting Limit	MDL	Analyzed	Qualifiers
Mercury	mg/L	ND	0.00020	0.000091	02/21/26 17:53	

LABORATORY CONTROL SAMPLE: 5098660

Parameter	Units	Spike Conc.	LCS Result	LCS % Rec	% Rec Limits	Qualifiers
Mercury	mg/L	0.002	0.0021	105	80-120	

MATRIX SPIKE & MATRIX SPIKE DUPLICATE: 5098661 5098662

Parameter	Units	92844564003 Result	MS Spike Conc.	MSD Spike Conc.	MS Result	MSD Result	MS % Rec	MSD % Rec	% Rec Limits	RPD	Max RPD	Qual
Mercury	mg/L	ND	0.002	0.002	0.0021	0.0020	101	99	80-120	2	20	

Results presented on this page are in the units indicated by the "Units" column except where an alternate unit is presented to the right of the result.

REPORT OF LABORATORY ANALYSIS

This report shall not be reproduced, except in full,
without the written consent of Pace Analytical Services, LLC.

Pace Analytical Services, LLC
9800 Kincey Ave. Suite 100
Huntersville, NC 28078
(704)875-9092

QUALITY CONTROL DATA

Project: Bowen LF Cells 9&10
Pace Project No.: 92844564

QC Batch: 992955 | Analysis Method: EPA 7470A
QC Batch Method: EPA 7470A | Analysis Description: WCOL 7470 Mercury
Laboratory: Pace Analytical Services - West Columbia
Associated Lab Samples: 92844564012, 92844564013, 92844564014, 92844564015, 92844564016, 92844564017, 92844564018, 92844564019, 92844564020, 92844564021, 92844564022, 92844564023

METHOD BLANK: 5104488 Matrix: Water
Associated Lab Samples: 92844564012, 92844564013, 92844564014, 92844564015, 92844564016, 92844564017, 92844564018, 92844564019, 92844564020, 92844564021, 92844564022, 92844564023

Parameter	Units	Blank Result	Reporting Limit	MDL	Analyzed	Qualifiers
Mercury	mg/L	ND	0.00020	0.000091	02/25/26 20:08	

LABORATORY CONTROL SAMPLE: 5104489

Parameter	Units	Spike Conc.	LCS Result	LCS % Rec	% Rec Limits	Qualifiers
Mercury	mg/L	0.002	0.0021	104	80-120	

MATRIX SPIKE & MATRIX SPIKE DUPLICATE: 5104490 5104491

Parameter	Units	92844564013 Result	MS Spike Conc.	MSD Spike Conc.	MS Result	MSD Result	MS % Rec	MSD % Rec	% Rec Limits	RPD	Max RPD	Qual
Mercury	mg/L	ND	0.002	0.002	0.0021	0.0021	102	101	80-120	1	20	

Results presented on this page are in the units indicated by the "Units" column except where an alternate unit is presented to the right of the result.

REPORT OF LABORATORY ANALYSIS

This report shall not be reproduced, except in full,
without the written consent of Pace Analytical Services, LLC.

Pace Analytical Services, LLC
9800 Kincey Ave. Suite 100
Huntersville, NC 28078
(704)875-9092

QUALIFIERS

Project: Bowen LF Cells 9&10
Pace Project No.: 92844564

DEFINITIONS

DF - Dilution Factor, if reported, represents the factor applied to the reported data due to dilution of the sample aliquot.

ND - Not Detected at or above adjusted reporting limit.

TNTC - Too Numerous To Count

J - Estimated concentration above the adjusted method detection limit and below the adjusted reporting limit.

MDL - Adjusted Method Detection Limit.

PQL - Practical Quantitation Limit.

RL - Reporting Limit - The lowest concentration value that meets project requirements for quantitative data with known precision and bias for a specific analyte in a specific matrix.

S - Surrogate

1,2-Diphenylhydrazine decomposes to and cannot be separated from Azobenzene using Method 8270. The result for each analyte is a combined concentration.

Consistent with EPA guidelines, unrounded data are displayed and have been used to calculate % recovery and RPD values.

LCS(D) - Laboratory Control Sample (Duplicate)

MS(D) - Matrix Spike (Duplicate)

DUP - Sample Duplicate

RPD - Relative Percent Difference

NC - Not Calculable.

SG - Silica Gel - Clean-Up

U - Indicates the compound was analyzed for, but not detected.

Acid preservation may not be appropriate for 2 Chloroethylvinyl ether.

A separate vial preserved to a pH of 4-5 is recommended in SW846 Chapter 4 for the analysis of Acrolein and Acrylonitrile by EPA Method 8260.

N-Nitrosodiphenylamine decomposes and cannot be separated from Diphenylamine using Method 8270. The result reported for each analyte is a combined concentration.

Reported results are not rounded until the final step prior to reporting. Therefore, calculated parameters that are typically reported as "Total" may vary slightly from the sum of the reported component parameters.

Pace Analytical is TNI accredited. Contact your Pace PM for the current list of accredited analytes.

TNI - The NELAC Institute.

WORKORDER QUALIFIERS

WO: 92844564

[1]	STANTEC
[2]	DO NOT DILUTE. MUST MEET REPORTING LIMITS. LET PM KNOW FIRST IF THERE ARE ISSUES.

ANALYTE QUALIFIERS

1g	The continuing calibration verification (CCV) for this analyte was above laboratory acceptance limits. The LCS percent recovery was not biased into control and will be reported.
2g	The continuing calibration verification (CCV) for this analyte was above laboratory acceptance limits. The concentration of the analyte was not detected in the method blank.
CU	The continuing calibration for this analyte is above laboratory acceptance limits. Analyte was not detected above the reporting limit in any of the associated samples.
M1	Matrix spike recovery exceeded QC limits. Batch accepted based on laboratory control sample (LCS) recovery.

This report shall not be reproduced, except in full,
without the written consent of Pace Analytical Services, LLC.

Pace Analytical Services, LLC
9800 Kincey Ave. Suite 100
Huntersville, NC 28078
(704)875-9092

QUALITY CONTROL DATA CROSS REFERENCE TABLE

Project: Bowen LF Cells 9&10
Pace Project No.: 92844564

Lab ID	Sample ID	QC Batch Method	QC Batch	Analytical Method	Analytical Batch
92844564001	**BOW-GWA-40**	SM 2320B-2021	992820		
92844564002	**BOW-GWA-41**	SM 2320B-2021	992820		
92844564003	**BOW-GWA-41R**	SM 2320B-2021	992820		
92844564004	**BOW-GWA-42**	SM 2320B-2021	992820		
92844564005	**BOW-GWA-43**	SM 2320B-2021	992820		
92844564006	**BOW-GWA-43R**	SM 2320B-2021	992820		
92844564007	**BOW-GWC-44**	SM 2320B-2021	992820		
92844564008	**BOW-GWC-46R**	SM 2320B-2021	992820		
92844564012	**BOW-GWA-39RZ**	SM 2320B-2021	994333		
92844564013	**BOW-GWA-39Z**	SM 2320B-2021	994333		
92844564014	**BOW-GWC-45**	SM 2320B-2021	993999		
92844564015	**BOW-GWC-45R**	SM 2320B-2021	993999		
92844564016	**BOW-GWC-47**	SM 2320B-2021	993999		
92844564017	**BOW-GWC-47R**	SM 2320B-2021	993999		
92844564018	**BOW-GWC-48**	SM 2320B-2021	993999		
92844564019	**BOW-GWC-49R**	SM 2320B-2021	993999		
92844564020	**BOW-GWC-49Z**	SM 2320B-2021	993999		
92844564001	**BOW-GWA-40**	SM 2540C-2020	991663		
92844564002	**BOW-GWA-41**	SM 2540C-2020	991663		
92844564003	**BOW-GWA-41R**	SM 2540C-2020	991664		
92844564004	**BOW-GWA-42**	SM 2540C-2020	991664		
92844564005	**BOW-GWA-43**	SM 2540C-2020	991664		
92844564006	**BOW-GWA-43R**	SM 2540C-2020	991664		
92844564007	**BOW-GWC-44**	SM 2540C-2020	991664		
92844564008	**BOW-GWC-46R**	SM 2540C-2020	991664		
92844564009	**BOW-LF9-10-FD-07**	SM 2540C-2020	991664		
92844564010	**BOW-LF9-10-FB-07**	SM 2540C-2020	991664		
92844564011	**BOW-LF9-10-EB-07**	SM 2540C-2020	991664		
92844564012	**BOW-GWA-39RZ**	SM 2540C-2020	992714		
92844564013	**BOW-GWA-39Z**	SM 2540C-2020	992714		
92844564014	**BOW-GWC-45**	SM 2540C-2020	992713		
92844564015	**BOW-GWC-45R**	SM 2540C-2020	992713		
92844564016	**BOW-GWC-47**	SM 2540C-2020	992713		
92844564017	**BOW-GWC-47R**	SM 2540C-2020	992713		
92844564018	**BOW-GWC-48**	SM 2540C-2020	992713		
92844564019	**BOW-GWC-49R**	SM 2540C-2020	992713		
92844564020	**BOW-GWC-49Z**	SM 2540C-2020	992713		
92844564021	**BOW-LF9-10-FD-08**	SM 2540C-2020	992713		
92844564022	**BOW-LF9-10-FB-08**	SM 2540C-2020	992713		
92844564023	**BOW-LF9-10-EB-08**	SM 2540C-2020	992713		
92844564001	**BOW-GWA-40**	EPA 300.0 Rev 2.1 1993	991345		
92844564002	**BOW-GWA-41**	EPA 300.0 Rev 2.1 1993	991345		
92844564003	**BOW-GWA-41R**	EPA 300.0 Rev 2.1 1993	991345		
92844564004	**BOW-GWA-42**	EPA 300.0 Rev 2.1 1993	991635		
92844564005	**BOW-GWA-43**	EPA 300.0 Rev 2.1 1993	991635		

REPORT OF LABORATORY ANALYSIS

This report shall not be reproduced, except in full,
without the written consent of Pace Analytical Services, LLC.

Pace Analytical Services, LLC
9800 Kincey Ave. Suite 100
Huntersville, NC 28078
(704)875-9092

QUALITY CONTROL DATA CROSS REFERENCE TABLE

Project: Bowen LF Cells 9&10
Pace Project No.: 92844564

Lab ID	Sample ID	QC Batch Method	QC Batch	Analytical Method	Analytical Batch
92844564006	**BOW-GWA-43R**	EPA 300.0 Rev 2.1 1993	991345		
92844564007	**BOW-GWC-44**	EPA 300.0 Rev 2.1 1993	991345		
92844564008	**BOW-GWC-46R**	EPA 300.0 Rev 2.1 1993	991345		
92844564009	**BOW-LF9-10-FD-07**	EPA 300.0 Rev 2.1 1993	991345		
92844564010	**BOW-LF9-10-FB-07**	EPA 300.0 Rev 2.1 1993	991345		
92844564011	**BOW-LF9-10-EB-07**	EPA 300.0 Rev 2.1 1993	991345		
92844564012	**BOW-GWA-39RZ**	EPA 300.0 Rev 2.1 1993	992700		
92844564013	**BOW-GWA-39Z**	EPA 300.0 Rev 2.1 1993	992700		
92844564014	**BOW-GWC-45**	EPA 300.0 Rev 2.1 1993	992700		
92844564015	**BOW-GWC-45R**	EPA 300.0 Rev 2.1 1993	992700		
92844564016	**BOW-GWC-47**	EPA 300.0 Rev 2.1 1993	992700		
92844564017	**BOW-GWC-47R**	EPA 300.0 Rev 2.1 1993	992700		
92844564018	**BOW-GWC-48**	EPA 300.0 Rev 2.1 1993	992700		
92844564019	**BOW-GWC-49R**	EPA 300.0 Rev 2.1 1993	992700		
92844564020	**BOW-GWC-49Z**	EPA 300.0 Rev 2.1 1993	992700		
92844564021	**BOW-LF9-10-FD-08**	EPA 300.0 Rev 2.1 1993	992700		
92844564022	**BOW-LF9-10-FB-08**	EPA 300.0 Rev 2.1 1993	992700		
92844564023	**BOW-LF9-10-EB-08**	EPA 300.0 Rev 2.1 1993	992700		
92844564001	**BOW-GWA-40**	EPA 3005A	992965	EPA 6020B	996656
92844564002	**BOW-GWA-41**	EPA 3005A	992965	EPA 6020B	996656
92844564003	**BOW-GWA-41R**	EPA 3005A	992965	EPA 6020B	996656
92844564004	**BOW-GWA-42**	EPA 3005A	992965	EPA 6020B	996656
92844564005	**BOW-GWA-43**	EPA 3005A	992965	EPA 6020B	996656
92844564006	**BOW-GWA-43R**	EPA 3005A	992965	EPA 6020B	996656
92844564007	**BOW-GWC-44**	EPA 3005A	992965	EPA 6020B	996656
92844564008	**BOW-GWC-46R**	EPA 3005A	992965	EPA 6020B	996656
92844564009	**BOW-LF9-10-FD-07**	EPA 3005A	992965	EPA 6020B	996656
92844564010	**BOW-LF9-10-FB-07**	EPA 3005A	992965	EPA 6020B	996656
92844564011	**BOW-LF9-10-EB-07**	EPA 3005A	992972	EPA 6020B	995536
92844564012	**BOW-GWA-39RZ**	EPA 3005A	993263	EPA 6020B	997026
92844564013	**BOW-GWA-39Z**	EPA 3005A	993263	EPA 6020B	997026
92844564014	**BOW-GWC-45**	EPA 3005A	993263	EPA 6020B	997026
92844564015	**BOW-GWC-45R**	EPA 3005A	993263	EPA 6020B	997026
92844564016	**BOW-GWC-47**	EPA 3005A	993263	EPA 6020B	997026
92844564017	**BOW-GWC-47R**	EPA 3005A	993263	EPA 6020B	997026
92844564018	**BOW-GWC-48**	EPA 3005A	993263	EPA 6020B	997026
92844564019	**BOW-GWC-49R**	EPA 3005A	993265	EPA 6020B	997968
92844564020	**BOW-GWC-49Z**	EPA 3005A	993265	EPA 6020B	997968
92844564021	**BOW-LF9-10-FD-08**	EPA 3005A	993265	EPA 6020B	997968
92844564022	**BOW-LF9-10-FB-08**	EPA 3005A	993265	EPA 6020B	997968
92844564023	**BOW-LF9-10-EB-08**	EPA 3005A	993265	EPA 6020B	997968
92844564001	**BOW-GWA-40**	EPA 7470A	991861	EPA 7470A	992449
92844564002	**BOW-GWA-41**	EPA 7470A	991861	EPA 7470A	992449
92844564003	**BOW-GWA-41R**	EPA 7470A	991861	EPA 7470A	992449
92844564004	**BOW-GWA-42**	EPA 7470A	991861	EPA 7470A	992449

This report shall not be reproduced, except in full,
without the written consent of Pace Analytical Services, LLC.

Pace Analytical Services, LLC
9800 Kincey Ave. Suite 100
Huntersville, NC 28078
(704)875-9092

QUALITY CONTROL DATA CROSS REFERENCE TABLE

Project: Bowen LF Cells 9&10
Pace Project No.: 92844564

Lab ID	Sample ID	QC Batch Method	QC Batch	Analytical Method	Analytical Batch
92844564005	**BOW-GWA-43**	EPA 7470A	991861	EPA 7470A	992449
92844564006	**BOW-GWA-43R**	EPA 7470A	991861	EPA 7470A	992449
92844564007	**BOW-GWC-44**	EPA 7470A	991861	EPA 7470A	992449
92844564008	**BOW-GWC-46R**	EPA 7470A	991861	EPA 7470A	992449
92844564009	**BOW-LF9-10-FD-07**	EPA 7470A	991861	EPA 7470A	992449
92844564010	**BOW-LF9-10-FB-07**	EPA 7470A	991861	EPA 7470A	992449
92844564011	**BOW-LF9-10-EB-07**	EPA 7470A	991861	EPA 7470A	992449
92844564012	**BOW-GWA-39RZ**	EPA 7470A	992955	EPA 7470A	993456
92844564013	**BOW-GWA-39Z**	EPA 7470A	992955	EPA 7470A	993456
92844564014	**BOW-GWC-45**	EPA 7470A	992955	EPA 7470A	993456
92844564015	**BOW-GWC-45R**	EPA 7470A	992955	EPA 7470A	993456
92844564016	**BOW-GWC-47**	EPA 7470A	992955	EPA 7470A	993456
92844564017	**BOW-GWC-47R**	EPA 7470A	992955	EPA 7470A	993456
92844564018	**BOW-GWC-48**	EPA 7470A	992955	EPA 7470A	993456
92844564019	**BOW-GWC-49R**	EPA 7470A	992955	EPA 7470A	993456
92844564020	**BOW-GWC-49Z**	EPA 7470A	992955	EPA 7470A	993456
92844564021	**BOW-LF9-10-FD-08**	EPA 7470A	992955	EPA 7470A	993456
92844564022	**BOW-LF9-10-FB-08**	EPA 7470A	992955	EPA 7470A	993456
92844564023	**BOW-LF9-10-EB-08**	EPA 7470A	992955	EPA 7470A	993456

This report shall not be reproduced, except in full,
without the written consent of Pace Analytical Services, LLC.

	DC#_Title: ENV-FRM-HUN1-0083 v05_Sample Condition Upon Receipt
Pace	Effective Date: 05/24/2024

Laboratory receiving samples:

Asheville ☐ Eden ☐ Greenwood ☐ Huntersville ☐ Raleigh ☐ Mechanicsville ☐ Atlanta ☑ Kernersville ☐

Sample Condition Upon Receipt

Client Name: GA Power

Project #: **WO# : 92844564**

92844564

Courier: ☐ Commercial ☑ Fed Ex ☐ UPS ☐ USPS ☐ Client ☑ Pace ☐ Other:____

Custody Seal Present? ☐ Yes ☑ No Seals Intact? ☐ Yes ☐ No ☑ N/A

Date/Initials Person Examining Contents: 2/17/26 CAH

Packing Material: ☐ Bubble Wrap ☐ Bubble Bags ☑ None ☐ Other

Biological Tissue Frozen? ☐ Yes ☐ No ☑ N/A

Thermometer: ☐ IR Gun ID: 083

Type of Ice: ☑ Wet ☐ Blue ☐ None

Cooler Temp: 3.2 Correction Factor: Add/Subtract (°C) 0.0

Temp should be above freezing to 6°C

☐ Samples out of temp criteria. Samples on ice, cooling process has begun

Cooler Temp Corrected (°C): 3.2

USDA Regulated Soil (☐ N/A, water sample)

Did samples originate in a quarantine zone within the United States: CA, NY, or SC (check maps)? ☐ Yes ☐ No

Did samples originate from a foreign source (internationally, including Hawaii and Puerto Rico)? ☐ Yes ☐ No

				Comments/Discrepancy:
Chain of Custody Present?	☑ Yes	☐ No	☐ N/A	1.
Samples Arrived within Hold Time?	☑ Yes	☐ No	☐ N/A	2.
Short Hold Time Analysis (<72 hr.)?	☐ Yes	☑ No	☐ N/A	3.
Rush Turn Around Time Requested?	☐ Yes	☑ No	☐ N/A	4.
Sufficient Volume?	☑ Yes	☐ No	☐ N/A	5.
Correct Containers Used?	☑ Yes	☐ No	☐ N/A	6.
-Pace Containers Used?	☑ Yes	☐ No	☐ N/A	
Containers Intact?	☑ Yes	☐ No	☐ N/A	7.
Dissolved analysis: Samples Field Filtered?	☐ Yes	☐ No	☑ N/A	8.
Sample Labels Match COC?	☑ Yes	☐ No	☐ N/A	9.
-Includes Date/Time/ID/Analysis Matrix: W				
Headspace in VOA Vials (>5-6mm)?	☐ Yes	☐ No	☑ N/A	10.
Trip Blank Present?	☐ Yes	☐ No	☑ N/A	11.
Trip Blank Custody Seals Present?	☐ Yes	☐ No	☑ N/A	

COMMENTS/SAMPLE DISCREPANCY

Field Data Required? ☐ Yes ☐ No

Lot ID of split containers:

CLIENT NOTIFICATION/RESOLUTION

Person contacted: _____ Date/Time: _____

Project Manager SCURF Review: _____ Date: _____

Project Manager SRF Review: _____ Date: _____

*Check mark top half of box if pH and/or dechlorination is verified and within the acceptance range for preservation samples.
Exceptions: VOA, Coliform, TOC, Oil and Grease, DRO/8015 (water) DOC, LLHg
**Bottom half of box is to list number of bottles
***Check all unpreserved Nitrates for chlorine

Project #

WO#: 92844564
PM: BV Due Date: 03/03/26
CLIENT: 92-GP-BOWLF

Laboratory Receiving Location: Asheville ☐ Eden ☐ Greenwood ☐ Huntersville ☐ Raleigh ☐ Mechanicsville ☐ Atlanta ☐ Kernersville ☐

Client_____ Profile/EZ (Circle one)_____ Notes_____

Item#	BP4U-125 mL Plastic Unpreserved (N/A) (Cl-)	BP3U-250 mL Plastic Unpreserved (N/A)	BP2U-500 mL Plastic Unpreserved (N/A)	BP1U-1 liter Plastic Unpreserved (N/A)		BP4S-125 mL Plastic H2SO4 (pH < 2) (Cl-)	BP3N-250 mL plastic HNO3 (pH < 2)	BP4Z-125 mL Plastic ZN Acetate & NaOH (>9)	BP4B-125 mL Plastic NaOH (pH > 12) (Cl-)	WGFU-Wide-mouthed Glass jar Unpreserved	AG1U-1 liter Amber Unpreserved (N/A) (Cl-)	AG1H-1 liter Amber HCl (pH < 2)	AG3U-250 mL Amber Unpreserved (N/A) (Cl-)	AG1S-1 liter Amber H2SO4 (pH < 2)	AG3S-250 mL Amber H2SO4 (pH < 2)	DG9A-40 mL Amber NH4Cl (N/A)(Cl-)	DG9H-40 mL VOA HCl (N/A)	VG9T-40 mL VOA Na2S2O3 (N/A)	VG9U-40 mL VOA Unpreserved (N/A)	DG9V-40 mL VOA H3PO4 (N/A)	KP7U-50 mL Plastic Unpreserved (N/A)	V/GK (3 vials per kit)-VPH/Gas kit (N/A)	SP5T-125 mL Sterile Plastic (N/A – lab)	SP2T-250 mL Sterile Plastic (N/A – lab)		BP3R-250 mL Plastic (NH2)2SO4 (9.3-9.7)	AG0U-100 mL Amber Unpreserved (N/A) (Cl-)	VSGU-20 mL Scintillation vials (N/A)	DG9U-40 mL Amber Unpreserved vials (N/A)
CC																														
1		2	1				2																							
2		2	1				2																							
3		2	1				2																							
4		2	1				2																							
5		2	1				2																							
6		2	1				2																							
7		2	1				2																							
8		2	1				2																							
9		1	1				2																							
10		1	1				2																							
11		1	1				2																							
12																														

pH Adjustment Log for Preserved Samples

Sample ID	Type of Preservative	pH upon receipt	Date preservation adjusted	Time preservation adjusted	Amount of Preservative added	Lot #

Note: Whenever there is a discrepancy affecting North Carolina compliance samples, a copy of this form will be sent to the North Carolina DENR Certification Office (i.e. Out of hold, incorrect preservative, out of temp, incorrect containers.

Pace® Location Requested (City/State):
Pace Analytical Charlotte
9800 Kincey Ave. Suite 100, Huntersville, NC 28078

CHAIN-OF-CUSTODY Analytical Request Document

Chain-of-Custody is a LEGAL DOCUMENT - Complete all relevant fields

LAB USE ONLY- Affix Workorder/Login Label Here

Scan QR Code for Instructions

Company Name: Georgia Power - Bowen	Contact/Report To: Kristen Jurinko, Kevin Stephenson, Stantec Group
Street Address: 241 Ralph McGill Blvd NE Bin 10160 Atlanta, GA 30308	Phone #: (470) 217-0008; (404) 831-4407 E-Mail: knjurink@southernco.com; krnstephe@southernco.com Cc E-Mail: Laura Midkiff, Ben Hodges, Mike Smilley, Noelia Gangi
Customer Project #:	
Project Name: Bowen LF Cells 9&10	Invoice To: Account Payable
Site Collection Info/Facility ID (as applicable):	Invoice Email: georgiapowerinvoices@southernco.com Purchase Order # (if applicable): GPCB2474-0006 Quote #:
Time Zone Collected: [ ] AK [ ] PT [ ] MT [ ] CT [X] ET	County / State origin of sample(s): Georgia
Data Deliverables: [ ] Level II [ ] Level III [ ] Level IV [ ] EQUIS [ ] Other	Regulatory Program (DW, RCRA, etc.) as applicable: Reportable [ ] Yes [ ] No Rush (Pre-approval required): [ ] Same Day [ ] 1 Day [ ] 2 Day [ ] 3 Day Other Date Results Requested: DW PWSID # or WW Permit # as applicable: Field Filtered (if applicable): [ ] Yes [ ] No Analysis:

* Matrix Codes (Insert in Matrix box below): Drinking Water (DW), Ground Water (GW), Wastewater (WW), Product (P), Soil/Solid (SS), Oil (OL), Wipe (WP), Tissue (TS), Bioassay (B), Vapor (V), Surface Water (SW), Sediment (SED), Siudge (SL), Caulk (CK), Leachate (LL), Biosolid (BS), Other (OT)

Customer Sample ID	Matrix *	Comp / Grab	Composite Start Date	Composite Start Time	Collected or Composite End Date	Collected or Composite End Time	# Cont.	Res. Chlorine Result	Res. Chlorine Units	2320B Alkalinity	2540C Total Dissolved Solids	300.0-Cl, SO4, F	App I/III Metals + State Metals	Additional Metals (Fe, Mg, Mn, K, Na)	Sample Comment	Preservation non-conformance identified for sample.
BOW-GWA-39RZ	WG	G					5			X	X	X	X	X		
BOW-GWA-39Z	WG	G					5			X	X	X	X	X		
BOW-GWA-40	WG	G			2/16/26	1603	5			X	X	X	X	X	001	
BOW-GWA-41	WG	G			2/16/26	1505	5			X	X	X	X	X	002	
BOW-GWA-41R	WG	G			2/16/26	1120	5			X	X	X	X	X	003	
BOW-GWA-42	WG	G			2/16/26	1047	5			X	X	X	X	X	004	
BOW-GWA-43	WG	G			2/16/26	1429	5			X	X	X	X	X	005	
BOW-GWC-44	WG	G			2/16/26	1245	5			X	X	X	X	X	006	
BOW-GWC-45	WG	G			2/16/26	1250	5			X	X	X	X	X	007	

Specify Container Size **: 3 2 3 3 3

Identify Container Preservative Type***: 1 1 1 2 2

Analysis Requested

**Container Size: (1) 1L, (2) 500mL, (3) 250mL, (4) 125mL, (5) 100mL, (6) 40mL vial, (7) EnCore, (8) TerraCore, (9) 90mL, (10) Other

*** Preservative Types: (1) None, (2) HNO3, (3) H2SO4, (4) HCl, (5) NaOH, (6) Zn Acetate, (7) NaHSO4, (8) Sod. Thiosulfate, (9) Ascorbic Acid, (10) MeOH, (11) Other

Lab Use Only

Proj. Mgr: Bonnie Vang

Acct.Num / Client ID:

Table #:

Profile / Template: 16492

Prelog / Bottle Ord. ID: EZ 3362976

Additional Instructions from Pace®:

Task Code: BOW-CCR-ASSMT-2026S1

App I: Antimony, Arsenic, Barium, Beryllium, Cadmium, Chromium, Cobalt, Copper, Lead, Mercury, Nickel, Selenium, Silver, Thallium, Vanadium, Zinc
App III: Boron, Calcium, Chloride, Fluoride, Sulfate, TDS
Additional Metals: Iron, Magnesium, Manganese, Potassium, Sodium

Collected By: (Printed Name): William Laaker, Jay Siewert, Natalie Piparo, Shannon Northen, Ori Kimhi, Kyle Rhyne

Signature:

Customer Remarks / Special Conditions / Possible Hazards:

Coolers: Thermometer ID: Correction Factor (°C): Obs Temp (°C): Corrected Temp (°C): On Ice:

Relinquished by/Company: (Signature)	Date/Time:	Received by/Company: (Signature)	Date/Time:	Tracking Number:
EnSafe	2/17/26; 1020	Ryan William / Pace	2/17/26 1020	
Ryan William / Pace	2/17/26 1205	Charles Hahn	2/17/26 1205	Delivered by: [ ] In-Person [ ] Courier [ ] FedEX [ ] UPS [ ] Other
		Received by/Company: (Signature)	Date/Time:	
		Received by/Company: (Signature)	Date/Time:	

Submitting a sample via this chain of custody constitutes acknowledgment and acceptance of the Pace® Terms and Conditions found at https://www.pacelabs.com/resource-library/resource/pace-terms-and-conditions/

ENV-FRM-CORO-0019_v03_110123 ©

Pace® Location Requested (City/State):
Pace Analytical Charlotte
9800 Kincey Ave. Suite 100, Huntersville, NC 28078

CHAIN-OF-CUSTODY Analytical Request Document

Chain-of-Custody is a LEGAL DOCUMENT - Complete all relevant fields

LAB USE ONLY- Affix Workorder/Login Label Here

Scan QR Code for Instructions

Company Name: Georgia Power - Bowen	Contact/Report To: Kristen Jurinko, Kevin Stephenson, Stantec Group
Street Address: 241 Ralph McGill Blvd NE, Bin 10160, Atlanta, GA 30308	Phone #: (470) 217-0008; (404) 831-4407
	E-Mail: knjurink@southernco.com; kmstephe@southernco.com
Customer Project #:	Cc E-Mail: Laura Midkiff, Ben Hodges, Mike Smilley, Noelia Gangi
Project Name: Bowen LF Cells 9&10	Invoice To: Account Payable
	Invoice Email: georgiapowerinvoices@southernco.com
Site Collection Info/Facility ID (as applicable):	Purchase Order # (if applicable): GPC82474-0006
	Quote #:
Time Zone Collected: [ ] AK [ ] PT [ ] MT [ ] CT [X] ET	County / State origin of sample(s): Georgia

Data Deliverables: [ ] Level II [ ] Level III [ ] Level IV [ ] EQUIS [ ] Other_____

Regulatory Program (DW, RCRA, etc.) as applicable: Reportable [ ] Yes [ ] No

Rush (Pre-approval required): [ ] Same Day [ ] 1 Day [ ] 2 Day [ ] 3 Day Other_____

DW PWSID # or WW Permit # as applicable:

Date Results Requested:

Field Filtered (if applicable): [ ] Yes [ ] No
Analysis:

* Matrix Codes (Insert in Matrix box below): Drinking Water (DW), Ground Water (GW), Wastewater (WW), Product (P), Soil/Solid (SS), Oil (OL), Wipe (WP), Tissue (TS), Bioassay (B), Vapor (V), Surface Water (SW), Sediment (SED), Sludge (SL), Caulk (CK), Leachate (LL), Biosolid (BS), Other (OT)

Specify Container Size **: 3 2 3 3 3

Identify Container Preservative Type***: 1 1 1 2 2

Analysis Requested: 2320B Alkalinity; 2540C Total Dissolved Solids; 300.0-Cl, SO4, F; App I/III Metals + State Metals; Additional Metals (Fe, Mg, Mn, K, Na)

**Container Size: (1) 1L, (2) 500mL, (3) 250mL, (4) 125mL, (5) 100mL, (6) 40mL vial, (7) EnCore, (8) TerraCore, (9) 90mL, (10) Other

*** Preservative Types: (1) None, (2) HNO3, (3) H2SO4, (4) HCl, (5) NaOH, (6) Zn Acetate, (7) NaHSO4, (8) Sod. Thiosulfate, (9) Ascorbic Acid, (10) MeOH, (11) Other

Lab Use Only: Proj. Mgr: Bonnie Vang; AcctNum / Client ID:; Table #:; Profile / Template: 16492; Prelog / Bottle Ord. ID: EZ 3362976

Customer Sample ID	Matrix *	Comp / Grab	Composite Start Date	Composite Start Time	Collected or Composite End Date	Collected or Composite End Time	# Cont.	Res. Chlorine Result	Res. Chlorine Units	Sample Comment	Preservation non-conformance identified for sample.
BOW-GWC-45R	WG	G					5				
BOW-GWC-46R	WG	G			2/16/26	1442	5				
BOW-GWC-47	WG	G					5			008	
BOW-GWC-47R	WG	G					5				
BOW-GWC-48	WG	G					5				
BOW-GWC-49R	WG	G					5				
BOW-GWC-49Z	WG	G					5				
BOW-LF9-10-FD-07	WG	G			2/16/26	—	4			009	
BOW-LF9-10-FD-	WG	G					4				
BOW-LF9-10-FB-07	WQ	G			2/16/26	1603	4			010	

Additional Instructions from Pace® :
Task Code: BOW-CCR-ASSMT-2026S1
App I: Antimony, Arsenic, Barium, Beryllium, Cadmium, Chromium, Cobalt, Copper, Lead, Mercury, Nickel, Selenium, Silver, Thallium, Vanadium, Zinc
App III: Boron, Calcium, Chloride, Fluoride, Sulfate, TDS
Additional Metals: Iron, Magnesium, Manganese, Potassium, Sodium

Collected By: (Printed Name) William Laaker, Jay Siewert, Natalie Piparo, Shannon Northen, Ori Kimhi, Kyle Rhyne

Signature: EnSafe

Customer Remarks / Special Conditions / Possible Hazards:

Coolers: Thermometer ID: Correction Factor (°C): Obs Temp (°C): Corrected Temp (°C): On Ice

Relinquished by/Company: (Signature)	Date/Time	Received by/Company: (Signature)	Date/Time
EnSafe	2/17/26 1020	Lyan William / Pace	2/17/26 1020
Lyan William / Pace	2/17/26 1205		1205
Relinquished by/Company: (Signature)	Date/Time:	Received by/Company: (Signature)	Date/Time:
Relinquished by/Company: (Signature)	Date/Time:	Received by/Company: (Signature)	Date/Time:

Tracking Number:

Delivered by: [ ] In-Person [ ] Courier [ ] FedEx [ ] UPS [ ] Other

Submitting a sample via this chain of custody constitutes acknowledgment and acceptance of the Pace® Terms and Conditions found at https://www.pacelabs.com/resource-library/resource/pace-terms-and-conditions/

Pace® Location Requested (City/State):
Pace Analytical Charlotte
9800 Kincey Ave. Suite 100, Huntersville, NC 28078

CHAIN-OF-CUSTODY Analytical Request Document

Chain-of-Custody is a LEGAL DOCUMENT - Complete all relevant fields

LAB USE ONLY- Affix Workorder/Login Label Here

Scan QR Code for Instructions

Company Name: Georgia Power - Bowen	Contact/Report To: Kristen Jurinko, Kevin Stephenson, Stantec Group
Street Address: 241 Ralph McGill Blvd NE Bin 10160 Atlanta, GA 30308	Phone #: (470) 217-0008; (404) 831-4407 E-Mail: knjurink@southernco.com; krnstephe@southernco.com Cc E-Mail: Laura Midkiff, Ben Hodges, Mike Smilley, Noella Gangl
Customer Project #:	
Project Name: Bowen LF Cells 9&10	Invoice To: Account Payable
Site Collection Info/Facility ID (as applicable):	Invoice Email: georgiapowerinvoices@southernco.com Purchase Order # (if applicable): GPC82474-0006 Quote #:
Time Zone Collected: [ ] AK [ ] PT [ ] MT [ ] CT [X] ET	County / State origin of sample(s): Georgia
Data Deliverables: [ ] Level II [ ] Level III [ ] Level IV [ ] EQUIS [ ] Other_____	Regulatory Program (DW, RCRA, etc.) as applicable: Reportable [ ] Yes [ ] No Rush (Pre-approval required): [ ] Same Day [ ] 1 Day [ ] 2 Day [ ] 3 Day Other _____ Date Results Requested: DW PWSID # or WW Permit # as applicable: Field Filtered (if applicable): [ ] Yes [ ] No Analysis:

Specify Container Size **

3	2	3	3	3					

Identify Container Preservative Type***

1	1	1	2	2					

Analysis Requested

**Container Size: (1) 1l, (2) 500ml, (3) 250ml, (4) 125mL, (5) 100mL, (6) 40mL vial, (7) EnCore, (8) TerraCore, (9) 9mL, (10) Other

*** Preservative Types: (1) None, (2) HNO3, (3) H2SO4, (4) HCl, (5) NaOH, (6) Zn Acetate, (7) NaHSO4, (8) Sod. Thiosulfate, (9) Ascorbic Acid, (10) MeOH, (11) Other

* Matrix Codes (Insert in Matrix box below): Drinking Water (DW), Ground Water (GW), Wastewater (WW), Product (P), Soil/Solid (SS), Oil (OL), Wipe (WP), Tissue (TS), Bioassay (B), Vapor (V), Surface Water (SW), Sediment (SED), Sludge (SL), Caulk (CK), Leachate (LL), Biosolid (BS), Other (OT)

Customer Sample ID	Matrix *	Comp / Grab	Composite Start Date	Composite Start Time	Collected or Composite End Date	Collected or Composite End Time	# Cont.	Res. Chlorine Result	Res. Chlorine Units	2320B Alkalinity	2540C Total Dissolved Solids	300.0-Cl, SO4, F	App I/III Metals + State Metals	Additional Metals (Fe, Mg, Mn, K, Na)	Sample Comment
BOW-LF9-10-FB-	WQ	G					4				X	X	X		
BOW-LF9-10-EB- 0 7	WQ	G			2/16/26	1607	4				X	X	X		
BOW-LF9-10-EB-	WQ	G					4				X	X	X		011

Lab Use Only

Proj. Mgr: Bonnie Vang
AcctNum / Client ID:
Table #:
Profile / Template: 16492
Prelog / Bottle Ord. ID: EZ 3362976

Preservation non-conformance identified for sample

Additional Instructions from Pace® :

Task Code: BOW-CCR-ASSMT-2026S1

App I: Antimony, Arsenic, Barium, Beryllium, Cadmium, Chromium, Cobalt, Copper, Lead, Mercury, Nickel, Selenium, Silver, Thallium, Vanadium, Zinc
App III: Boron, Calcium, Chloride, Fluoride, Sulfate, TDS
Additional Metals: Iron, Magnesium, Manganese, Potassium, Sodium

Collected By: (Printed Name) William Laaker, Jay Siewert, Natalie Piparo, Shannon Northen, Ori Kimhi, Kyle Rhyne

Signature:

Customer Remarks / Special Conditions / Possible Hazards:

Coolers: Thermometer ID: Correction Factor (°C): Obs Temp (°C): Corrected Temp (°C): On Ice

Relinquished by/Company: (Signature)	Date/Time:	Received by/Company: (Signature)	Date/Time:
EnSafe	2/17/26 1020	Ryan Williams / Para	2/17/26 1020
Relinquished by/Company: (Signature)	Date/Time: 2/17/26 1205	Received by/Company: (Signature)	Date/Time: 2/17/26 1205
Relinquished by/Company: (Signature)	Date/Time:	Received by/Company: (Signature)	Date/Time:
Relinquished by/Company: (Signature)	Date/Time:	Received by/Company: (Signature)	Date/Time:

Tracking Number:

Delivered by: [ ] In-Person [ ] Courier [ ] FedEx [ ] UPS [ ] Other

Page: 3 of 3

Submitting a sample via this chain of custody constitutes acknowledgment and acceptance of the Pace® Terms and Conditions found at https://www.pacelabs.com/resource-library/resource/pace-terms-and-conditions/

ENV-FRM-CORO-0019_v02_110123

Pace	DC#_Title: ENV-FRM-HUN1-0083 v05_Sample Condition Upon Receipt
	Effective Date: 05/24/2024

Laboratory receiving samples:

Asheville ☐ Eden ☐ Greenwood ☐ Huntersville ☐ Raleigh ☐ Mechanicsville ☐ Atlanta ☑ Kernersville ☐

Sample Condition Upon Receipt

Client Name: GA Power

Project #:

Courier: ☐ Commercial ☐ FedEx ☑ Pace ☐ UPS ☐ USPS ☐ Other: ☐ Client

Custody Seal Present? ☐ Yes ☑ No Seals Intact? ☐ Yes ☐ No ☑ N/A

Date/Initials Person Examining Contents: 2/20/26 CH

Packing Material: ☐ Bubble Wrap ☐ Bubble Bags ☑ None ☐ Other

Biological Tissue Frozen? ☐ Yes ☐ No ☑ N/A

Thermometer: ☑ IR Gun ID: 214 Type of Ice: ☑ Wet ☐ Blue ☐ None

Cooler Temp: 3.3 Correction Factor: Add/Subtract (°C) 0.0

Temp should be above freezing to 6°C

☐ Samples out of temp criteria. Samples on ice, cooling process has begun

Cooler Temp Corrected (°C): 3.3

USDA Regulated Soil (☐ N/A, water sample)

Did samples originate in a quarantine zone within the United States: CA, NY, or SC (check maps)? ☐ Yes ☐ No

Did samples originate from a foreign source (internationally, including Hawaii and Puerto Rico)? ☐ Yes ☐ No

				Comments/Discrepancy:
Chain of Custody Present?	☑ Yes	☐ No	☐ N/A	1.
Samples Arrived within Hold Time?	☑ Yes	☐ No	☐ N/A	2.
Short Hold Time Analysis (<72 hr.)?	☐ Yes	☑ No	☐ N/A	3.
Rush Turn Around Time Requested?	☐ Yes	☑ No	☐ N/A	4.
Sufficient Volume?	☑ Yes	☐ No	☐ N/A	5.
Correct Containers Used?	☑ Yes	☐ No	☐ N/A	6.
-Pace Containers Used?	☑ Yes	☐ No	☐ N/A	
Containers Intact?	☑ Yes	☐ No	☐ N/A	7.
Dissolved analysis: Samples Field Filtered?	☐ Yes	☐ No	☑ N/A	8.
Sample Labels Match COC? -Includes Date/Time/ID/Analysis Matrix: W	☑ Yes	☐ No	☐ N/A	9.
Headspace in VOA Vials (>5-6mm)?	☐ Yes	☐ No	☑ N/A	10.
Trip Blank Present?	☐ Yes	☐ No	☑ N/A	11.
Trip Blank Custody Seals Present?	☐ Yes	☐ No	☑ N/A	

COMMENTS/SAMPLE DISCREPANCY

Field Data Required? ☐ Yes ☐ No

Lot ID of split containers:

CLIENT NOTIFICATION/RESOLUTION

Person contacted: _____ Date/Time: _____

Project Manager SCURF Review: _____ Date: _____

Project Manager SRF Review: _____ Date: _____

*Check mark top half of box if pH and/or dechlorination is verified and within the acceptance range for preservation samples.
Exceptions: VOA, Coliform, TOC, Oil and Grease, DRO/8015 (water) DOC, LLHg
**Bottom half of box is to list number of bottles
***Check all unpreserved Nitrates for chlorine

Project #

Laboratory Receiving Location: Asheville ☐ Eden ☐ Greenwood ☐ Huntersville ☐ Raleigh ☐ Mechanicsville ☐ Atlanta ☐ Kernersville ☐

Client_____ Profile/EZ (Circle one)_____ Notes_____

Item#	BP4U-125 mL Plastic Unpreserved (N/A) (Cl-)	BP3U-250 mL Plastic Unpreserved (N/A)	BP2U-500 mL Plastic Unpreserved (N/A)	BP1U-1 liter Plastic Unpreserved (N/A)		BP4S-125 mL Plastic H2SO4 (pH < 2) (Cl-)	BP3N-250 mL plastic HNO3 (pH < 2)	BP4Z-125 mL Plastic ZN Acetate & NaOH (>9)	BP4B-125 mL Plastic NaOH (pH > 12) (Cl-)	WGFU-Wide-mouthed Glass jar Unpreserved	AG1U-1 liter Amber Unpreserved (N/A) (Cl-)	AG1H-1 liter Amber HCl (pH < 2)	AG3U-250 mL Amber Unpreserved (N/A) (Cl-)	AG1S-1 liter Amber H2SO4 (pH < 2)	AG3S-250 mL Amber H2SO4 (pH < 2)	DG9A-40 mL Amber NH4Cl (N/A)(Cl-)	DG9H-40 mL VOA HCl (N/A)	VG9T-40 mL VOA Na2S2O3 (N/A)	VG9U-40 mL VOA Unpreserved (N/A)	DG9V-40 mL VOA H3PO4 (N/A)	KP7U-50 mL Plastic Unpreserved (N/A)	V/GK (3 vials per kit)-VPH/Gas kit (N/A)	SP5T-125 mL Sterile Plastic (N/A – lab)	SP2T-250 mL Sterile Plastic (N/A – lab)		BP3R-250 mL Plastic (NH2)2SO4 (9.3-9.7)	AGOU-100 mL Amber Unpreserved (N/A) (Cl-)	VSGU-20 mL Scintillation vials (N/A)	DG9U-40 mL Amber Unpreserved vials (N/A)
CC																														
1		2	1				2																							
2		2	1				2																							
3		2	1				2																							
4		2	1				2																							
5		2	1				2																							
6		2	1				2																							
7		2	1				2																							
8		2	1				2																							
9		2	1				2																							
10		1	1				2																							
11		1	1				2																							
12		1	1				2																							

pH Adjustment Log for Preserved Samples

Sample ID	Type of Preservative	pH upon receipt	Date preservation adjusted	Time preservation adjusted	Amount of Preservative added	Lot #

Note: Whenever there is a discrepancy affecting North Carolina compliance samples, a copy of this form will be sent to the North Carolina DENR Certification Office (i.e. Out of hold, incorrect preservative, out of temp, incorrect containers.

Pace® Location Requested (City/State):
Pace Analytical Charlotte
9800 Kincey Ave. Suite 100, Huntersville, NC 28078

CHAIN-OF-CUSTODY Analytical Request Document

Chain-of-Custody is a LEGAL DOCUMENT - Complete all relevant fields

LAB USE ONLY- Affix Workorder/Login Label Here

Scan QR Code for Instructions

Company Name: Georgia Power - Bowen	Contact/Report To: Kristen Jurinko, Kevin Stephenson, Stantec Group
Street Address: 241 Ralph McGill Blvd NE Bin 10160 Atlanta, GA 30308	Phone #: (470) 217-0008; (404) 831-4407 E-Mail: knjurink@southernco.com; kmstephe@southernco.com Cc E-Mail: Laura Midkiff, Ben Hodges, Mike Smilley, Noelia Gangi
Customer Project #:	
Project Name: Bowen LF Cells 9&10	Invoice To: Account Payable
	Invoice Email: georgiapowerinvoices@southernco.com
Site Collection Info/Facility ID (as applicable):	Purchase Order # (if applicable): GPC82474-0006
	Quote #:
Time Zone Collected: [ ] AK [ ] PT [ ] MT [ ] CT [X] ET	County / State origin of sample(s): Georgia
Data Deliverables: [ ] Level II [ ] Level III [ ] Level IV [ ] EQUIS [ ] Other	Regulatory Program (DW, RCRA, etc.) as applicable: Reportable [ ] Yes [ ] No
	Rush (Pre-approval required): [ ] Same Day [ ] 1 Day [ ] 2 Day [ ] 3 Day Other
	DW PWSID # or WW Permit # as applicable:
	Date Results Requested:
	Field Filtered (if applicable): [ ] Yes [ ] No Analysis:

* Matrix Codes (Insert in Matrix box below): Drinking Water (DW), Ground Water (GW), Wastewater (WW), Product (P), Soil/Solid (SS), Oil (OL), Wipe (WP), Tissue (TS), Bioassay (B), Vapor (V), Surface Water (SW), Sediment (SED), Sludge (SL), Caulk (CK), Leachate (LL), Biosolid (BS), Other (OT)

Customer Sample ID	Matrix *	Comp / Grab	Composite Start Date	Composite Start Time	Collected or Composite End Date	Collected or Composite End Time	# Cont.	Res. Chlorine Result	Res. Chlorine Units	2320B Alkalinity	2540C Total Dissolved Solids	300.0-Cl, SO4, F	App I/III Metals + State Metals	Additional Metals (Fe, Mg, Mn, K, Na)						Sample Comment	Preservation non-conformance identified for sample
Specify Container Size **										3	2	3	3	3							
Identify Container Preservative Type***										1	1	1	2	2							
Analysis Requested																					
BOW-GWA-39RZ	WG	G			2/18/26	1349	5			X	X	X	X	X						012	
BOW-GWA-39Z	WG	G			2/18/26	1537	5			X	X	X	X	X						013	
BOW-GWA-40	WG	G					5			X	X	X	X	X							
BOW-GWA-41	WG	G					5			X	X	X	X	X							
BOW-GWA-41R	WG	G					5			X	X	X	X	X							
BOW-GWA-42	WG	G					5			X	X	X	X	X							
BOW-GWA-43	WG	G					5			X	X	X	X	X							
BOW-GWA-43R	WG	G					5			X	X	X	X	X							
BOW-GWC-44	WG	G					5			X	X	X	X	X							
BOW-GWC-45	WG	G			2/17/26	1208	5			X	X	X	X	X						014	

**Container Size: (1) 1L, (2) 500mL, (3) 250mL, (4) 125mL, (5) 100mL, (6) 40mL vial, (7) EnCore, (8) TerraCore, (9) 90mL, (10) Other

*** Preservative Types: (1) None, (2) HNO3, (3) H2SO4, (4) HCl, (5) NaOH, (6) Zn Acetate, (7) NaHSO4, (8) Sod. Thiosulfate, (9) Ascorbic Acid, (10) MeOH, (11) Other

Lab Use Only
Proj. Mgr: Bonnie Vang
Acct/Num / Client ID:
Table #:
Profile / Template: 16492
Prelog / Bottle Ord. ID: EZ 3362976

Additional Instructions from Pace® :
Task Code: BOW-CCR-ASSMT-2026S1
App I: Antimony, Arsenic, Barium, Beryllium, Cadmium, Chromium, Cobalt, Copper, Lead, Mercury, Nickel, Selenium, Silver, Thallium, Vanadium, Zinc
App III: Boron, Calcium, Chloride, Fluoride, Sulfate, TDS
Additional Metals: Iron, Magnesium, Manganese, Potassium, Sodium

Collected By: (Printed Name): William Laaker, Jay Siewert, Natalie Piparo, Shannon Northen, Ori Kimhi, Kyle Rhyne
Signature: Kyle Rhyne EnSafe

Customer Remarks / Special Conditions / Possible Hazards:

Coolers: Thermometer ID: Correction Factor (°C): Obs. Temp (°C): Corrected Temp (°C): On Ice:

Relinquished by/Company: (Signature)	Date/Time	Received by/Company: (Signature)	Date/Time	Tracking Number:
Kyle Rhyne / EnSafe EnSafe	2/20/26 1115	Ryan Williams / Pace	2/20/26 1115	
Ryan Williams / Pace	2/20/26 1505	Courtney Hucks	2/20/26 1505	Delivered by: [ ] In-Person [ ] Courier [ ] FedEX [ ] UPS [ ] Other
Relinquished by/Company: (Signature)	Date/Time:	Received by/Company: (Signature)	Date/Time:	
Relinquished by/Company: (Signature)	Date/Time:	Received by/Company: (Signature)	Date/Time:	Page: 1 of 2

Submitting a sample via this chain of custody constitutes acknowledgment and acceptance of the Pace® Terms and Conditions found at https://www.pacelabs.com/resource-library/resource/pace-terms-and-conditions/

Pace® Location Requested (City/State):
Pace Analytical Charlotte
9800 Kincey Ave Suite 100, Huntersville, NC 28078

CHAIN-OF-CUSTODY Analytical Request Document

Chain-of-Custody is a LEGAL DOCUMENT - Complete all relevant fields

LAB USE ONLY- Affix Workorder/Login Label Here

Scan QR Code for instructions

Company Name: Georgia Power - Bowen	Contact/Report To: Kristen Jurinko, Kevin Stephenson, Stantec Group
Street Address: 241 Ralph McGill Blvd NE Bin 10160 Atlanta, GA 30308	Phone #: (470) 217-0008; (404) 831-4407 E-Mail: knjurink@southernco.com; kmstephe@southernco.com Cc E-Mail: Laura Midkiff, Ben Hodges, Mike Smilley, Noelia Gangi
Customer Project #:	
Project Name: **Bowen LF Cells 9&10**	Invoice To: Account Payable
	Invoice Email: georgiapowerinvoices@southernco.com
Site Collection Info/Facility ID (as applicable):	Purchase Order # (if applicable): GPC82474-0006
	Quote #:
Time Zone Collected: [ ] AK [ ] PT [ ] MT [ ] CT [X] ET	County / State origin of sample(s): Georgia

Data Deliverables:
[ ] Level II [ ] Level III [ ] Level IV
[ ] EQUIS
[ ] Other_____

Regulatory Program (DW, RCRA, etc.) as applicable: Reportable [ ] Yes [ ] No

Rush (Pre-approval required):
[ ] Same Day [ ] 1 Day [ ] 2 Day [ ] 3 Day Other _____

Date Results Requested:

DW PWSID # or WW Permit # as applicable:

Field Filtered (if applicable): [ ] Yes [ ] No
Analysis:

* Matrix Codes (Insert in Matrix box below): Drinking Water (DW), Ground Water (GW), Wastewater (WW), Product (P), Soil/Solid (SS), Oil (OL), Wipe (WP), Tissue (TS), Bioassay (B), Vapor (V), Surface Water (SW), Sediment (SED), Sludge (SL), Caulk (CK), Leachate (LL), Biosolid (BS), Other (OT)

Specify Container Size **: 3 2 3 3 3
Identify Container Preservative Type***: 1 1 1 2 2
Analysis Requested

**Container Size: (1) 1L, (2) 500mL, (3) 250mL, (4) 125mL, (5) 100mL, (6) 40mL vial, (7) EnCore, (8) TerraCore, (9) 90mL, (10) Other

*** Preservative Types: (1) None, (2) HNO3, (3) H2SO4, (4) HCl, (5) NaOH, (6) Zn Acetate, (7) NaHSO4, (8) Sod. Thiosulfate, (9) Ascorbic Acid, (10) MeOH, (11) Other

Customer Sample ID	Matrix *	Comp / Grab	Composite Start Date	Composite Start Time	Collected or Composite End Date	Collected or Composite End Time	# Cont.	Res. Chlorine Result	Res. Chlorine Units	2320B Alkalinity	2540C Total Dissolved Solids	300.0-Cl, SO4, F	App I/III Metals + State Metals	Additional Metals (Fe, Mg, Mn, K, Na)	Sample Comment
BOW-GWC-45R	WG	G			2/17/26	1352	5			X	X	X	X	X	015
BOW-GWC-46R	WG	G					5			X	X	X	X	X	
BOW-GWC-47	WG	G			2/17/26	1354	5			X	X	X	X	X	016
BOW-GWC-47R	WG	G			2/17/26	1201	5			X	X	X	X	X	017
BOW-GWC-48	WG	G			2/17/26	1118	5			X	X	X	X	X	018
BOW-GWC-49R	WG	G			2/17/26	1324	5			X	X	X	X	X	019
BOW-GWC-49Z	WG	G			2/17/26	1451	5			X	X	X	X	X	020
BOW-LF9-10-FD-08	WG	G			2/17/26	—	4				X	X	X		021
BOW-LF9-10-FD-	WG	G					4				X	X	X		
BOW-LF9-10-FB-08	WQ	G			2/17/26	1555	4				X	X	X		022

Lab Use Only
Proj. Mgr: **Bonnie Vang**
AcctNum / Client ID:
Table #:
Profile / Template: **16492**
Prelog / Bottle Ord. ID: **EZ 3362976**
Preservation non-conformance identified for sample

Additional Instructions from Pace® :
Task Code: BOW-CCR-ASSMT-2026S1
App I: Antimony, Arsenic, Barium, Beryllium, Cadmium, Chromium, Cobalt, Copper, Lead, Mercury, Nickel, Selenium, Silver, Thallium, Vanadium, Zinc
App III: Boron, Calcium, Chloride, Fluoride, Sulfate, TDS
Additional Metals: Iron, Magnesium, Manganese, Potassium, Sodium

Collected By: (Printed Name) William Laaker, Jay Siewert, Natalie Piparo, Shannon Northen, Ori Kimhi, Kyle Rhyne
Signature: Kyle Rhyne EnSafe

Customer Remarks / Special Conditions / Possible Hazards:

Coolers: Thermometer ID: Correction Factor (°C): Obs. Temp (°C): Corrected Temp (°C): On Ice:

Relinquished by/Company: (Signature)	Date/Time	Received by/Company: (Signature)	Date/Time	Tracking Number:
Kyle Rhyne / EnSafe EnSafe	2/20/26 1115	Ryan Williams / Pace	2/20/26 1115	
Ryan Williams / Pace	2/20/26 1505	Charles Hinds	2/20/26 1505	Delivered by: [ ] In Person [ ] Courier [ ] FedEx [ ] UPS [ ] Other
Relinquished by/Company: (Signature)	Date/Time	Received by/Company: (Signature)	Date/Time	
Relinquished by/Company: (Signature)	Date/Time	Received by/Company: (Signature)	Date/Time	Page: 2 of 3

Submitting a sample via this chain of custody constitutes acknowledgment and acceptance of the Pace® Terms and Conditions found at https://www.pacelabs.com/resource-library/resource/pace-terms-and-conditions/

ENV-FRM-CORO-0019_v02_110123 ©

Pace® Location Requested (City/State):
Pace Analytical Charlotte
9800 Kincey Ave Suite 100, Huntersville, NC 28078

CHAIN-OF-CUSTODY Analytical Request Document

Chain-of-Custody is a LEGAL DOCUMENT - Complete all relevant fields

LAB USE ONLY- Affix Workorder/Login Label Here

Scan QR Code for Instructions

Company Name:	Georgia Power - Bowen
Street Address:	241 Ralph McGill Blvd NE Bin 10160 Atlanta, GA 30308
Customer Project #:	
Project Name:	Bowen LF Cells 9&10
Site Collection Info/Facility ID (as applicable):	
Time Zone Collected:	[ ] AK [ ] PT [ ] MT [ ] CT [X] ET
Data Deliverables:	[ ] Level II [ ] Level III [ ] Level IV [ ] EQUIS [ ] Other_____
Contact/Report To:	Kristen Jurinko, Kevin Stephenson, Stantec Group
Phone #:	(470) 217-0008; (404) 831-4407
E-Mail:	knjurink@southernco.com; kmstephe@southernco.com
Cc E-Mail:	Laura Midkiff, Ben Hodges, Mike Smilley, Noelia Gangi
Invoice To:	Account Payable
Invoice Email:	georgiapowerinvoices@southernco.com
Purchase Order # (if applicable):	GPC82474-0006
Quote #:	
County / State origin of sample(s):	Georgia
Regulatory Program (DW, RCRA, etc.) as applicable:	Reportable [ ] Yes [ ] No
Rush (Pre-approval required):	[ ] Same Day [ ] 1 Day [ ] 2 Day [ ] 3 Day Other _____
Date Results Requested:	
DW PWSID # or WW Permit # as applicable:	
Field Filtered (if applicable):	[ ] Yes [ ] No
Analysis:	

Specify Container Size **: 3 2 3 3 3

**Container Size: (1) 1L, (2) 500mL, (3) 250mL, (4) 125mL, (5) 100mL, (6) 40mL vial, (7) EnCore, (8) TerraCore, (9) 90mL, (10) Other

Identify Container Preservative Type***: 1 1 1 2 2

*** Preservative Types: (1) None, (2) HNO3, (3) H2SO4, (4) HCl, (5) NaOH, (6) Zn Acetate, (7) NaHSO4, (8) Sod. Thiosulfate, (9) Ascorbic Acid, (10) MeOH, (11) Other

Analysis Requested

Customer Sample ID	Matrix *	Comp / Grab	Composite Start Date	Composite Start Time	Collected or Composite End Date	Collected or Composite End Time	# Cont.	Res. Chlorine Result	Res. Chlorine Units	2320B Alkalinity	2540C Total Dissolved Solids	300.0-Cl, SO4, F	App I/III Metals + State Metals	Additional Metals (Fe, Mg, Mn, K, Na)	Sample Comment
BOW-LF9-10-FB-	WQ	G					4				X	X	X		
BOW-LF9-10-EB-08	WQ	G			2/17/26	1558	4				X	X	X		023
BOW-LF9-10-EB-	WQ	G					4				X	X	X		

Lab Use Only:
Proj. Mgr: Bonnie Vang
AcctNum / Client ID:
Table #:
Profile / Template: 16492
Prelog / Bottle Ord. ID: EZ 3362976

Preservation non-conformance identified for sample

* Matrix Codes (Insert in Matrix box below): Drinking Water (DW), Ground Water (GW), Wastewater (WW), Product (P), Soil/Solid (SS), Oil (OL), Wipe (WP), Tissue (TS), Bioassay (B), Vapor (V), Surface Water (SW), Sediment (SED), Sludge (SL), Caulk (CK), Leachate (LL), Biosolid (BS), Other (OT)

Additional Instructions from Pace®:
Task Code: BOW-CCR-ASSMT-2026S1
App I: Antimony, Arsenic, Barium, Beryllium, Cadmium, Chromium, Cobalt, Copper, Lead, Mercury, Nickel, Selenium, Silver, Thallium, Vanadium, Zinc
App III: Boron, Calcium, Chloride, Fluoride, Sulfate, TDS
Additional Metals: Iron, Magnesium, Manganese, Potassium, Sodium

Collected By: (Printed Name) William Laaker, Jay Slewert, Natalie Piparo, Shannon Northen, Ori Kimhi, Kyle Rhyne
Signature: Kyle Rhyne
EnSafe

Customer Remarks / Special Conditions / Possible Hazards:

Coolers: Thermometer ID: Correction Factor (°C): Obs. Temp. (°C): Corrected Temp (°C): Status:

Relinquished by/Company: (Signature)	Date/Time	Received by/Company: (Signature)	Date/Time
Kyle Rhyne / EnSafe EnSafe	2/20/26 1115	Lijan Willi / Pace	2/20/26 1115
Lijan Willi / Pace	2/20/26 1505	Charles Hale 2/20/26 1505	

Tracking Number:

Delivered by: [ ] In-Person [ ] Courier [ ] FedEX [ ] UPS [ ] Other

Page: 3 of 3

Submitting a sample via this chain of custody constitutes acknowledgment and acceptance of the Pace® Terms and Conditions found at https://www.pacelabs.com/resource-library/resource/pace-terms-and-conditions/

ENV-FRM-CORC-0019_v02_110123 ©

Pace Analytical Services, LLC
9800 Kincey Ave. Suite 100
Huntersville, NC 28078
(704)875-9092

April 01, 2026

Kristen Jurinko
Southern Company
241 Ralph McGill Blvd
NE, Bin 10160
Atlanta, GA 30308

RE: Project: Bowen LF Cells 1&2
Pace Project No.: 92845506

Dear Kristen Jurinko:

Enclosed are the analytical results for sample(s) received by the laboratory between February 20, 2026 and February 25, 2026. The results relate only to the samples included in this report. Results reported herein conform to the applicable TNI/NELAC Standards and the laboratory's Quality Manual, where applicable, unless otherwise noted in the body of the report.

The test results provided in this final report were generated by each of the following laboratories within the Pace Network:

- Pace Analytical Services - Asheville
- Pace Analytical Services - West Columbia

If you have any questions concerning this report, please feel free to contact me.

Sincerely,

Bonnie Vang
bonnie.vang@pacelabs.com
704-977-0968
Project Manager

Enclosures

cc: Carole Lieu, Stantec
Laura Midkiff, Southern Co.
John Mocko, Stantec
Katie Ross, Stantec
Edgar Smith, Stantec
Kevin Stephenson, Southern Company
Andrew Stevens, Stantec

This report shall not be reproduced, except in full,
without the written consent of Pace Analytical Services, LLC.

Pace Analytical Services, LLC
9800 Kincey Ave. Suite 100
Huntersville, NC 28078
(704)875-9092

CERTIFICATIONS

Project: Bowen LF Cells 1&2
Pace Project No.: 92845506

Pace Analytical Services Asheville

2225 Riverside Drive, Asheville, NC 28804
Florida/NELAP Certification #: E87648
North Carolina Drinking Water Certification #: 37712
North Carolina Wastewater Certification #: 40
South Carolina Laboratory ID: 99030
South Carolina Certification #: 99030001
Virginia/VELAP Certification #: 460222

Pace Analytical Services West Columbia

106 Vantage Point Drive, West Columbia, SC 29172
Alaska Dept. of Energy Conservation, Cert# 20-002
California ELAP, cert# 3049
DoD, DoD QSM V5.4, cert# I.2224
DOE, DoD/DOE QSM V5.4, cert# I.2224.01
Florida, Dept. of Health, cert# E87653-70
Georgia, Env. Protection Division, cert# E87653
Illinois, EPA NELAP, cert# 2000552024-9
Kansas, Dept. of Health and Environment, cert# E-10417
Kentucky, Dept. for Env. Protection, UST, cert# 103582
Kentucky, Dept. for Env. Protection, cert# 98037
Louisiana, Dept. of Environmental Quality, cert# 5125
North Carolina, DEQ, Water Resources, cert# 329
New Jersey, Dept. of Env. Protection, cert# NLC 240005
Oklahoma, Dept. of Env. Quality, cert# 2023-175
Oregon, ELAP, cert# 4181-006
Pennsylvania, Dept. of Env. Protection, cert# 003
South Carolina, Dept. of Env. Services, cert# 32010001
Texas, Commission on Env. Quality, cert# TX-C24-00083
Virginia, Dept. of General Services, cert# 13080
Wisconsin, Dept. of Natural Resources, cert# 399136100

This report shall not be reproduced, except in full,
without the written consent of Pace Analytical Services, LLC.

Pace Analytical Services, LLC
9800 Kincey Ave. Suite 100
Huntersville, NC 28078
(704)875-9092

SAMPLE SUMMARY

Project: Bowen LF Cells 1&2
Pace Project No.: 92845506

Lab ID	Sample ID	Matrix	Date Collected	Date Received
92845506001	**BOW-GWC-6**	Water	02/20/26 10:46	02/20/26 14:23
92845506002	**BOW-GWC-6RZ**	Water	02/20/26 10:23	02/20/26 14:23
92845506003	**BOW-GWC-11R**	Water	02/20/26 11:04	02/20/26 14:23
92845506004	**BOW-GWC-13RZ**	Water	02/20/26 09:50	02/20/26 14:23
92845506005	**BOW-LF1-2-FD-11**	Water	02/20/26 00:00	02/20/26 14:23
92845506006	**BOW-LF1-2-FB-11**	Water	02/20/26 11:28	02/20/26 14:23
92845506007	**BOW-LF1-2-EB-11**	Water	02/20/26 11:35	02/20/26 14:23
92845506009	**BOW-GWA-1**	Water	02/18/26 13:38	02/20/26 15:05
92845506010	**BOW-GWA-2**	Water	02/18/26 12:23	02/20/26 15:05
92845506011	**BOW-GWA-2R**	Water	02/18/26 14:41	02/20/26 15:05
92845506012	**BOW-GWA-3A**	Water	02/17/26 16:10	02/20/26 15:05
92845506013	**BOW-GWA-4RZ**	Water	02/18/26 09:51	02/20/26 15:05
92845506014	**BOW-GWA-50**	Water	02/17/26 12:18	02/20/26 15:05
92845506015	**BOW-GWA-50R**	Water	02/17/26 13:42	02/20/26 15:05
92845506016	**BOW-GWC-5**	Water	02/19/26 15:08	02/20/26 15:05
92845506017	**BOW-GWC-7Z**	Water	02/19/26 11:24	02/20/26 15:05
92845506018	**BOW-GWC-8Z**	Water	02/19/26 14:05	02/20/26 15:05
92845506019	**BOW-GWC-8RR**	Water	02/19/26 15:37	02/20/26 15:05
92845506020	**BOW-GWC-9**	Water	02/18/26 15:27	02/20/26 15:05
92845506021	**BOW-GWC-10**	Water	02/19/26 10:27	02/20/26 15:05
92845506022	**BOW-GWC-10R**	Water	02/19/26 12:07	02/20/26 15:05
92845506023	**BOW-GWC-11**	Water	02/19/26 15:40	02/20/26 15:05
92845506024	**BOW-GWC-12**	Water	02/18/26 16:07	02/20/26 15:05
92845506025	**BOW-GWC-13**	Water	02/19/26 10:33	02/20/26 15:05
92845506026	**BOW-LF1-2-FD-09**	Water	02/17/26 00:00	02/20/26 15:05
92845506027	**BOW-LF1-2-FD-10**	Water	02/19/26 00:00	02/20/26 15:05
92845506028	**BOW-LF1-2-FB-09**	Water	02/17/26 16:01	02/20/26 15:05
92845506029	**BOW-LF1-2-FB-10**	Water	02/19/26 16:06	02/20/26 15:05
92845506030	**BOW-LF1-2-EB-09**	Water	02/17/26 16:08	02/20/26 15:05
92845506031	**BOW-LF1-2-EB-10**	Water	02/19/26 16:13	02/20/26 15:05
92845506032	**BOW-GWC-14Z**	Water	02/24/26 11:27	02/25/26 10:45
92845506033	**BOW-GWC-15R**	Water	02/24/26 12:31	02/25/26 10:45
92845506034	**BOW-GWC-15Z**	Water	02/24/26 14:36	02/25/26 10:45

REPORT OF LABORATORY ANALYSIS

This report shall not be reproduced, except in full,
without the written consent of Pace Analytical Services, LLC.

Pace Analytical Services, LLC
9800 Kincey Ave. Suite 100
Huntersville, NC 28078
(704)875-9092

SAMPLE ANALYTE COUNT

Project: Bowen LF Cells 1&2
Pace Project No.: 92845506

Lab ID	Sample ID	Method	Analysts	Analytes Reported
92845506001	**BOW-GWC-6**	SM 2320B-2021	KDF1	3
		SM 2540C-2020	CMW1	1
		EPA 300.0 Rev 2.1 1993	JCM	3
		EPA 6020B	ARB, BW	22
		EPA 7470A	DH	1
92845506002	**BOW-GWC-6RZ**	SM 2320B-2021	KDF1	3
		SM 2540C-2020	CMW1	1
		EPA 300.0 Rev 2.1 1993	JCM	3
		EPA 6020B	ARB, BW	22
		EPA 7470A	DH	1
92845506003	**BOW-GWC-11R**	SM 2320B-2021	KDF1	3
		SM 2540C-2020	CMW1	1
		EPA 300.0 Rev 2.1 1993	JCM	3
		EPA 6020B	ARB, BW	22
		EPA 7470A	DH	1
92845506004	**BOW-GWC-13RZ**	SM 2320B-2021	KDF1	3
		SM 2540C-2020	CMW1	1
		EPA 300.0 Rev 2.1 1993	JCM	3
		EPA 6020B	ARB, BW	22
		EPA 7470A	DH	1
92845506005	**BOW-LF1-2-FD-11**	SM 2540C-2020	CMW1	1
		EPA 300.0 Rev 2.1 1993	JCM	3
		EPA 6020B	ARB, BW	17
		EPA 7470A	DH	1
92845506006	**BOW-LF1-2-FB-11**	SM 2540C-2020	CMW1	1
		EPA 300.0 Rev 2.1 1993	JCM	3
		EPA 6020B	ARB, BW	17
		EPA 7470A	DH	1
92845506007	**BOW-LF1-2-EB-11**	SM 2540C-2020	CMW1	1
		EPA 300.0 Rev 2.1 1993	JCM	3
		EPA 6020B	ARB, BW	17
		EPA 7470A	DH	1
92845506009	**BOW-GWA-1**	SM 2320B-2021	KDF1	3
		SM 2540C-2020	NSS	1
		EPA 300.0 Rev 2.1 1993	JCM	3
		EPA 6020B	ARB, BW	22
		EPA 7470A	DH	1

This report shall not be reproduced, except in full,
without the written consent of Pace Analytical Services, LLC.

Pace Analytical Services, LLC
9800 Kincey Ave. Suite 100
Huntersville, NC 28078
(704)875-9092

SAMPLE ANALYTE COUNT

Project: Bowen LF Cells 1&2
Pace Project No.: 92845506

Lab ID	Sample ID	Method	Analysts	Analytes Reported
92845506010	**BOW-GWA-2**	SM 2320B-2021	KDF1	3
		SM 2540C-2020	NSS	1
		EPA 300.0 Rev 2.1 1993	JCM	3
		EPA 6020B	ARB, BW	22
		EPA 7470A	DH	1
92845506011	**BOW-GWA-2R**	SM 2320B-2021	KDF1	3
		SM 2540C-2020	NSS	1
		EPA 300.0 Rev 2.1 1993	JCM	3
		EPA 6020B	ARB	22
		EPA 7470A	DH	1
92845506012	**BOW-GWA-3A**	SM 2320B-2021	MDW	3
		SM 2540C-2020	NSS	1
		EPA 300.0 Rev 2.1 1993	JCM	3
		EPA 6020B	ARB	22
		EPA 7470A	DH	1
92845506013	**BOW-GWA-4RZ**	SM 2320B-2021	KDF1	3
		SM 2540C-2020	NSS	1
		EPA 300.0 Rev 2.1 1993	JCM	3
		EPA 6020B	ARB	22
		EPA 7470A	DH	1
92845506014	**BOW-GWA-50**	SM 2320B-2021	MDW	3
		SM 2540C-2020	NSS	1
		EPA 300.0 Rev 2.1 1993	JCM	3
		EPA 6020B	ARB	22
		EPA 7470A	DH	1
92845506015	**BOW-GWA-50R**	SM 2320B-2021	MDW	3
		SM 2540C-2020	NSS	1
		EPA 300.0 Rev 2.1 1993	JCM	3
		EPA 6020B	ARB	22
		EPA 7470A	DH	1
92845506016	**BOW-GWC-5**	SM 2320B-2021	MJP	3
		SM 2540C-2020	ACE	1
		EPA 300.0 Rev 2.1 1993	JCM	3
		EPA 6020B	ARB	22
		EPA 7470A	DH	1
92845506017	**BOW-GWC-7Z**	SM 2320B-2021	MJP	3
		SM 2540C-2020	ACE	1

REPORT OF LABORATORY ANALYSIS

This report shall not be reproduced, except in full,
without the written consent of Pace Analytical Services, LLC.

Pace Analytical Services, LLC
9800 Kincey Ave. Suite 100
Huntersville, NC 28078
(704)875-9092

SAMPLE ANALYTE COUNT

Project: Bowen LF Cells 1&2
Pace Project No.: 92845506

Lab ID	Sample ID	Method	Analysts	Analytes Reported
		EPA 300.0 Rev 2.1 1993	JCM	3
		EPA 6020B	ARB	22
		EPA 7470A	DH	1
92845506018	**BOW-GWC-8Z**	SM 2320B-2021	MJP	3
		SM 2540C-2020	ACE	1
		EPA 300.0 Rev 2.1 1993	JCM	3
		EPA 6020B	ARB	22
		EPA 7470A	DH	1
92845506019	**BOW-GWC-8RR**	SM 2320B-2021	MJP	3
		SM 2540C-2020	ACE	1
		EPA 300.0 Rev 2.1 1993	JCM	3
		EPA 6020B	BW	22
		EPA 7470A	DH	1
92845506020	**BOW-GWC-9**	SM 2320B-2021	KDF1	3
		SM 2540C-2020	NSS	1
		EPA 300.0 Rev 2.1 1993	JCM	3
		EPA 6020B	BW	22
		EPA 7470A	DH	1
92845506021	**BOW-GWC-10**	SM 2320B-2021	MJP	3
		SM 2540C-2020	ACE	1
		EPA 300.0 Rev 2.1 1993	JCM	3
		EPA 6020B	BW	22
		EPA 7470A	DH	1
92845506022	**BOW-GWC-10R**	SM 2320B-2021	MJP	3
		SM 2540C-2020	ACE	1
		EPA 300.0 Rev 2.1 1993	JCM	3
		EPA 6020B	BW	22
		EPA 7470A	DH	1
92845506023	**BOW-GWC-11**	SM 2320B-2021	MJP	3
		SM 2540C-2020	ACE	1
		EPA 300.0 Rev 2.1 1993	JCM	3
		EPA 6020B	BW	22
		EPA 7470A	DH	1
92845506024	**BOW-GWC-12**	SM 2320B-2021	KDF1	3
		SM 2540C-2020	NSS	1
		EPA 300.0 Rev 2.1 1993	JCM	3
		EPA 6020B	BW	22

REPORT OF LABORATORY ANALYSIS

This report shall not be reproduced, except in full,
without the written consent of Pace Analytical Services, LLC.

Pace Analytical Services, LLC
9800 Kincey Ave. Suite 100
Huntersville, NC 28078
(704)875-9092

SAMPLE ANALYTE COUNT

Project: Bowen LF Cells 1&2
Pace Project No.: 92845506

Lab ID	Sample ID	Method	Analysts	Analytes Reported
		EPA 7470A	DH	1
92845506025	**BOW-GWC-13**	SM 2320B-2021	MJP	3
		SM 2540C-2020	ACE	1
		EPA 300.0 Rev 2.1 1993	JCM	3
		EPA 6020B	BW	22
		EPA 7470A	DH	1
92845506026	**BOW-LF1-2-FD-09**	SM 2540C-2020	NSS	1
		EPA 300.0 Rev 2.1 1993	JCM	3
		EPA 6020B	BW	17
		EPA 7470A	DH	1
92845506027	**BOW-LF1-2-FD-10**	SM 2540C-2020	ACE	1
		EPA 300.0 Rev 2.1 1993	JCM	3
		EPA 6020B	BW	17
		EPA 7470A	DH	1
92845506028	**BOW-LF1-2-FB-09**	SM 2540C-2020	NSS	1
		EPA 300.0 Rev 2.1 1993	JCM	3
		EPA 6020B	BW	17
		EPA 7470A	DH	1
92845506029	**BOW-LF1-2-FB-10**	SM 2540C-2020	ACE	1
		EPA 300.0 Rev 2.1 1993	JCM	3
		EPA 6020B	BW	17
		EPA 7470A	DH	1
92845506030	**BOW-LF1-2-EB-09**	SM 2540C-2020	NSS	1
		EPA 300.0 Rev 2.1 1993	JCM	3
		EPA 6020B	BW	17
		EPA 7470A	DH	1
92845506031	**BOW-LF1-2-EB-10**	SM 2540C-2020	ACE	1
		EPA 300.0 Rev 2.1 1993	JCM	3
		EPA 6020B	BW	17
		EPA 7470A	DH	1
92845506032	**BOW-GWC-14Z**	SM 2320B-2021	KDF1	3
		SM 2540C-2020	ACE	1
		EPA 300.0 Rev 2.1 1993	CDC	3
		EPA 6020B	ARB, BW	22
		EPA 7470A	DH	1
92845506033	**BOW-GWC-15R**	SM 2320B-2021	KDF1	3
		SM 2540C-2020	ACE	1

This report shall not be reproduced, except in full,
without the written consent of Pace Analytical Services, LLC.

Pace Analytical Services, LLC
9800 Kincey Ave. Suite 100
Huntersville, NC 28078
(704)875-9092

SAMPLE ANALYTE COUNT

Project: Bowen LF Cells 1&2
Pace Project No.: 92845506

Lab ID	Sample ID	Method	Analysts	Analytes Reported
		EPA 300.0 Rev 2.1 1993	CDC	3
		EPA 6020B	ARB, BW	22
		EPA 7470A	DH	1
92845506034	**BOW-GWC-15Z**	SM 2320B-2021	KDF1	3
		SM 2540C-2020	ACE	1
		EPA 300.0 Rev 2.1 1993	CDC	3
		EPA 6020B	ARB, BW	22
		EPA 7470A	DH	1

PASI-A = Pace Analytical Services - Asheville
PASI-WC = Pace Analytical Services - West Columbia

This report shall not be reproduced, except in full,
without the written consent of Pace Analytical Services, LLC.

Pace Analytical Services, LLC
9800 Kincey Ave. Suite 100
Huntersville, NC 28078
(704)875-9092

SUMMARY OF DETECTION

Project: Bowen LF Cells 1&2
Pace Project No.: 92845506

Lab Sample ID / Method	Client Sample ID / Parameters	Result	Units	Report Limit	Analyzed	Qualifiers
92845506001	**BOW-GWC-6**					
SM 2320B-2021	Alkalinity,Bicarbonate (CaCO3)	72.3	mg/L	5.0	03/04/26 22:47	
SM 2320B-2021	Alkalinity, Total as CaCO3	72.3	mg/L	5.0	03/04/26 22:47	
SM 2540C-2020	Total Dissolved Solids	78.0	mg/L	25.0	02/25/26 18:02	
EPA 300.0 Rev 2.1 1993	Chloride	1.1	mg/L	1.0	02/24/26 08:01	
EPA 300.0 Rev 2.1 1993	Sulfate	1.1	mg/L	1.0	02/24/26 08:01	
EPA 6020B	Arsenic	0.00050J	mg/L	0.0020	03/17/26 19:07	
EPA 6020B	Barium	0.0078	mg/L	0.0050	03/17/26 19:07	
EPA 6020B	Calcium	16.1	mg/L	0.40	03/17/26 19:07	
EPA 6020B	Chromium	0.00082J	mg/L	0.0050	03/17/26 19:07	
EPA 6020B	Iron	0.056	mg/L	0.040	03/17/26 19:07	
EPA 6020B	Magnesium	8.9	mg/L	0.050	03/17/26 19:07	
EPA 6020B	Manganese	0.0026J	mg/L	0.0050	03/17/26 19:07	
EPA 6020B	Potassium	1.1	mg/L	0.40	03/17/26 19:07	
EPA 6020B	Sodium	0.84	mg/L	0.40	03/17/26 19:07	
EPA 6020B	Vanadium	0.0012J	mg/L	0.0050	03/17/26 19:07	
92845506002	**BOW-GWC-6RZ**					
SM 2320B-2021	Alkalinity,Bicarbonate (CaCO3)	43.5	mg/L	5.0	03/04/26 22:53	
SM 2320B-2021	Alkalinity, Total as CaCO3	43.5	mg/L	5.0	03/04/26 22:53	
SM 2540C-2020	Total Dissolved Solids	42.0	mg/L	25.0	02/25/26 18:02	
EPA 300.0 Rev 2.1 1993	Chloride	1.4	mg/L	1.0	02/24/26 08:45	
EPA 300.0 Rev 2.1 1993	Fluoride	0.052J	mg/L	0.10	02/24/26 08:45	
EPA 300.0 Rev 2.1 1993	Sulfate	1.4	mg/L	1.0	02/24/26 08:45	
EPA 6020B	Barium	0.0066	mg/L	0.0050	03/17/26 19:10	
EPA 6020B	Calcium	10.1	mg/L	0.40	03/17/26 19:10	
EPA 6020B	Chromium	0.0018J	mg/L	0.0050	03/17/26 19:10	
EPA 6020B	Magnesium	5.2	mg/L	0.050	03/17/26 19:10	
EPA 6020B	Potassium	0.91	mg/L	0.40	03/17/26 19:10	
EPA 6020B	Sodium	1.6	mg/L	0.40	03/17/26 19:10	
92845506003	**BOW-GWC-11R**					
SM 2320B-2021	Alkalinity,Bicarbonate (CaCO3)	140	mg/L	5.0	03/04/26 22:59	
SM 2320B-2021	Alkalinity, Total as CaCO3	140	mg/L	5.0	03/04/26 22:59	
SM 2540C-2020	Total Dissolved Solids	146	mg/L	25.0	02/25/26 18:02	
EPA 300.0 Rev 2.1 1993	Chloride	1.6	mg/L	1.0	02/24/26 08:59	
EPA 300.0 Rev 2.1 1993	Sulfate	1.7	mg/L	1.0	02/24/26 08:59	
EPA 6020B	Antimony	0.0010J	mg/L	0.0020	03/17/26 19:20	
EPA 6020B	Arsenic	0.0012J	mg/L	0.0020	03/17/26 19:20	
EPA 6020B	Barium	0.020	mg/L	0.0050	03/17/26 19:20	
EPA 6020B	Calcium	32.9	mg/L	0.40	03/17/26 19:20	
EPA 6020B	Chromium	0.0044J	mg/L	0.0050	03/17/26 19:20	
EPA 6020B	Iron	0.031J	mg/L	0.040	03/17/26 19:20	
EPA 6020B	Magnesium	18.7	mg/L	0.050	03/17/26 19:20	
EPA 6020B	Potassium	1.2	mg/L	0.40	03/17/26 19:20	
EPA 6020B	Sodium	1.1	mg/L	0.40	03/17/26 19:20	
92845506004	**BOW-GWC-13RZ**					
SM 2320B-2021	Alkalinity,Bicarbonate (CaCO3)	163	mg/L	5.0	03/04/26 23:08	
SM 2320B-2021	Alkalinity, Total as CaCO3	163	mg/L	5.0	03/04/26 23:08	

REPORT OF LABORATORY ANALYSIS

This report shall not be reproduced, except in full,
without the written consent of Pace Analytical Services, LLC.

Pace Analytical Services, LLC
9800 Kincey Ave. Suite 100
Huntersville, NC 28078
(704)875-9092

SUMMARY OF DETECTION

Project: Bowen LF Cells 1&2
Pace Project No.: 92845506

Lab Sample ID / Method	Client Sample ID / Parameters	Result	Units	Report Limit	Analyzed	Qualifiers
92845506004	**BOW-GWC-13RZ**					
SM 2540C-2020	Total Dissolved Solids	232	mg/L	25.0	02/25/26 18:02	
EPA 300.0 Rev 2.1 1993	Chloride	4.7	mg/L	1.0	02/24/26 09:13	
EPA 300.0 Rev 2.1 1993	Fluoride	0.16	mg/L	0.10	02/24/26 09:13	
EPA 300.0 Rev 2.1 1993	Sulfate	47.3	mg/L	1.0	02/24/26 09:13	
EPA 6020B	Arsenic	0.0012J	mg/L	0.0020	03/17/26 19:26	
EPA 6020B	Barium	0.096	mg/L	0.0050	03/17/26 19:26	
EPA 6020B	Boron	0.018J	mg/L	0.040	03/27/26 18:57	
EPA 6020B	Calcium	42.3	mg/L	0.40	03/17/26 19:26	
EPA 6020B	Iron	0.056	mg/L	0.040	03/17/26 19:26	
EPA 6020B	Magnesium	19.0	mg/L	0.050	03/17/26 19:26	
EPA 6020B	Potassium	1.1	mg/L	0.40	03/17/26 19:26	
EPA 6020B	Selenium	0.00053J	mg/L	0.0050	03/17/26 19:26	
EPA 6020B	Sodium	20.1	mg/L	0.40	03/17/26 19:26	
EPA 6020B	Zinc	0.0018J	mg/L	0.010	03/17/26 19:26	
92845506005	**BOW-LF1-2-FD-11**					
SM 2540C-2020	Total Dissolved Solids	148	mg/L	25.0	02/25/26 18:02	
EPA 300.0 Rev 2.1 1993	Chloride	1.6	mg/L	1.0	02/24/26 09:28	
EPA 300.0 Rev 2.1 1993	Sulfate	1.7	mg/L	1.0	02/24/26 09:28	
EPA 6020B	Antimony	0.00098J	mg/L	0.0020	03/17/26 19:32	
EPA 6020B	Arsenic	0.0013J	mg/L	0.0020	03/17/26 19:32	
EPA 6020B	Barium	0.019	mg/L	0.0050	03/17/26 19:32	
EPA 6020B	Calcium	32.4	mg/L	0.40	03/17/26 19:32	
EPA 6020B	Chromium	0.0044J	mg/L	0.0050	03/17/26 19:32	
EPA 6020B	Vanadium	0.0012J	mg/L	0.0050	03/17/26 19:32	
92845506009	**BOW-GWA-1**					
SM 2320B-2021	Alkalinity,Bicarbonate (CaCO3)	157	mg/L	5.0	03/04/26 16:14	
SM 2320B-2021	Alkalinity, Total as CaCO3	157	mg/L	5.0	03/04/26 16:14	
SM 2540C-2020	Total Dissolved Solids	144	mg/L	25.0	02/24/26 03:01	
EPA 300.0 Rev 2.1 1993	Chloride	1.3	mg/L	1.0	02/24/26 13:28	
EPA 300.0 Rev 2.1 1993	Fluoride	0.068J	mg/L	0.10	02/24/26 13:28	
EPA 300.0 Rev 2.1 1993	Sulfate	1.2	mg/L	1.0	02/24/26 13:28	
EPA 6020B	Antimony	0.0026	mg/L	0.0020	03/17/26 19:45	
EPA 6020B	Arsenic	0.00042J	mg/L	0.0020	03/17/26 19:45	
EPA 6020B	Barium	0.017	mg/L	0.0050	03/17/26 19:45	
EPA 6020B	Calcium	33.8	mg/L	0.40	03/17/26 19:45	M1
EPA 6020B	Chromium	0.00047J	mg/L	0.0050	03/17/26 19:45	
EPA 6020B	Iron	0.048	mg/L	0.040	03/17/26 19:45	
EPA 6020B	Magnesium	16.9	mg/L	0.050	03/17/26 19:45	M1
EPA 6020B	Manganese	0.035	mg/L	0.0050	03/17/26 19:45	
EPA 6020B	Potassium	1.5	mg/L	0.40	03/17/26 19:45	
EPA 6020B	Sodium	4.8	mg/L	0.40	03/17/26 19:45	
EPA 6020B	Vanadium	0.0012J	mg/L	0.0050	03/17/26 19:45	
92845506010	**BOW-GWA-2**					
SM 2320B-2021	Alkalinity,Bicarbonate (CaCO3)	82.8	mg/L	5.0	03/04/26 16:24	
SM 2320B-2021	Alkalinity, Total as CaCO3	82.8	mg/L	5.0	03/04/26 16:24	
SM 2540C-2020	Total Dissolved Solids	152	mg/L	25.0	02/24/26 03:02	

REPORT OF LABORATORY ANALYSIS

This report shall not be reproduced, except in full,
without the written consent of Pace Analytical Services, LLC.

Pace Analytical Services, LLC
9800 Kincey Ave. Suite 100
Huntersville, NC 28078
(704)875-9092

SUMMARY OF DETECTION

Project: Bowen LF Cells 1&2
Pace Project No.: 92845506

Lab Sample ID / Method	Client Sample ID / Parameters	Result	Units	Report Limit	Analyzed	Qualifiers
92845506010	**BOW-GWA-2**					
EPA 300.0 Rev 2.1 1993	Chloride	1.4	mg/L	1.0	02/24/26 13:42	
EPA 300.0 Rev 2.1 1993	Fluoride	0.075J	mg/L	0.10	02/24/26 13:42	
EPA 300.0 Rev 2.1 1993	Sulfate	49.3	mg/L	1.0	02/24/26 13:42	
EPA 6020B	Barium	0.023	mg/L	0.0050	03/17/26 20:23	
EPA 6020B	Calcium	34.4	mg/L	0.40	03/17/26 20:23	
EPA 6020B	Chromium	0.00082J	mg/L	0.0050	03/17/26 20:23	
EPA 6020B	Iron	0.13	mg/L	0.040	03/17/26 20:23	
EPA 6020B	Magnesium	12.3	mg/L	0.050	03/17/26 20:23	
EPA 6020B	Manganese	0.010	mg/L	0.0050	03/17/26 20:23	
EPA 6020B	Potassium	0.89	mg/L	0.40	03/17/26 20:23	
EPA 6020B	Selenium	0.00066J	mg/L	0.0050	03/17/26 20:23	
EPA 6020B	Sodium	1.8	mg/L	0.40	03/17/26 20:23	
92845506011	**BOW-GWA-2R**					
SM 2320B-2021	Alkalinity,Bicarbonate (CaCO3)	95.4	mg/L	5.0	03/04/26 16:31	
SM 2320B-2021	Alkalinity, Total as CaCO3	95.4	mg/L	5.0	03/04/26 16:31	
SM 2540C-2020	Total Dissolved Solids	89.0	mg/L	25.0	02/24/26 03:02	
EPA 300.0 Rev 2.1 1993	Chloride	0.73J	mg/L	1.0	02/24/26 04:28	
EPA 300.0 Rev 2.1 1993	Sulfate	2.1	mg/L	1.0	02/24/26 04:28	
EPA 6020B	Antimony	0.0017J	mg/L	0.0020	03/20/26 10:57	
EPA 6020B	Arsenic	0.00049J	mg/L	0.0020	03/20/26 10:57	
EPA 6020B	Barium	0.012	mg/L	0.0050	03/20/26 10:57	
EPA 6020B	Calcium	23.4	mg/L	0.40	03/20/26 10:57	
EPA 6020B	Chromium	0.00040J	mg/L	0.0050	03/20/26 10:57	
EPA 6020B	Iron	0.020J	mg/L	0.040	03/20/26 10:57	
EPA 6020B	Magnesium	10.5	mg/L	0.050	03/20/26 10:57	
EPA 6020B	Potassium	0.40	mg/L	0.40	03/20/26 10:57	
EPA 6020B	Sodium	1.0	mg/L	0.40	03/20/26 10:57	
92845506012	**BOW-GWA-3A**					
SM 2320B-2021	Alkalinity,Bicarbonate (CaCO3)	103	mg/L	5.0	03/03/26 16:51	
SM 2320B-2021	Alkalinity, Total as CaCO3	103	mg/L	5.0	03/03/26 16:51	
SM 2540C-2020	Total Dissolved Solids	57.0	mg/L	25.0	02/24/26 02:56	
EPA 300.0 Rev 2.1 1993	Chloride	10.5	mg/L	1.0	02/24/26 05:12	
EPA 300.0 Rev 2.1 1993	Sulfate	2.7	mg/L	1.0	02/24/26 05:12	
EPA 6020B	Barium	0.0079	mg/L	0.0050	03/20/26 11:03	
EPA 6020B	Calcium	24.1	mg/L	0.40	03/20/26 11:03	
EPA 6020B	Chromium	0.00080J	mg/L	0.0050	03/20/26 11:03	
EPA 6020B	Iron	0.028J	mg/L	0.040	03/20/26 11:03	
EPA 6020B	Magnesium	12.5	mg/L	0.050	03/20/26 11:03	
EPA 6020B	Potassium	1.4	mg/L	0.40	03/20/26 11:03	
EPA 6020B	Sodium	6.1	mg/L	0.40	03/20/26 11:03	
EPA 6020B	Zinc	0.0017J	mg/L	0.010	03/20/26 11:03	
92845506013	**BOW-GWA-4RZ**					
SM 2320B-2021	Alkalinity,Bicarbonate (CaCO3)	259	mg/L	5.0	03/04/26 16:38	
SM 2320B-2021	Alkalinity, Total as CaCO3	259	mg/L	5.0	03/04/26 16:38	
SM 2540C-2020	Total Dissolved Solids	248	mg/L	25.0	02/24/26 03:02	
EPA 300.0 Rev 2.1 1993	Chloride	2.7	mg/L	1.0	02/24/26 05:27	

REPORT OF LABORATORY ANALYSIS

This report shall not be reproduced, except in full,
without the written consent of Pace Analytical Services, LLC.

Pace Analytical Services, LLC
9800 Kincey Ave. Suite 100
Huntersville, NC 28078
(704)875-9092

SUMMARY OF DETECTION

Project: Bowen LF Cells 1&2
Pace Project No.: 92845506

Lab Sample ID / Method	Client Sample ID / Parameters	Result	Units	Report Limit	Analyzed	Qualifiers
92845506013	**BOW-GWA-4RZ**					
EPA 300.0 Rev 2.1 1993	Fluoride	0.058J	mg/L	0.10	02/24/26 05:27	
EPA 300.0 Rev 2.1 1993	Sulfate	23.4	mg/L	1.0	02/24/26 05:27	
EPA 6020B	Arsenic	0.00061J	mg/L	0.0020	03/20/26 11:07	
EPA 6020B	Barium	0.045	mg/L	0.0050	03/20/26 11:07	
EPA 6020B	Calcium	60.4	mg/L	2.0	03/20/26 11:10	
EPA 6020B	Cobalt	0.018	mg/L	0.0050	03/20/26 11:07	
EPA 6020B	Iron	0.11	mg/L	0.040	03/20/26 11:07	
EPA 6020B	Magnesium	25.0	mg/L	0.050	03/20/26 11:07	
EPA 6020B	Manganese	0.0047J	mg/L	0.0050	03/20/26 11:07	
EPA 6020B	Potassium	0.82	mg/L	0.40	03/20/26 11:07	
EPA 6020B	Selenium	0.00056J	mg/L	0.0050	03/20/26 11:07	
EPA 6020B	Sodium	4.1	mg/L	0.40	03/20/26 11:07	
EPA 6020B	Zinc	0.0024J	mg/L	0.010	03/20/26 11:07	
92845506014	**BOW-GWA-50**					
EPA 300.0 Rev 2.1 1993	Chloride	0.89J	mg/L	1.0	02/24/26 05:42	
EPA 6020B	Barium	0.0071	mg/L	0.0050	03/20/26 11:13	
EPA 6020B	Calcium	1.6	mg/L	0.40	03/20/26 11:13	
EPA 6020B	Chromium	0.00025J	mg/L	0.0050	03/20/26 11:13	
EPA 6020B	Copper	0.0017J	mg/L	0.0050	03/20/26 11:13	
EPA 6020B	Magnesium	0.33	mg/L	0.050	03/20/26 11:13	
EPA 6020B	Manganese	0.0066	mg/L	0.0050	03/20/26 11:13	
EPA 6020B	Potassium	0.32J	mg/L	0.40	03/20/26 11:13	
EPA 6020B	Silver	0.00056J	mg/L	0.0010	03/20/26 11:13	
EPA 6020B	Sodium	1.5	mg/L	0.40	03/20/26 11:13	
EPA 6020B	Zinc	0.0015J	mg/L	0.010	03/20/26 11:13	
92845506015	**BOW-GWA-50R**					
EPA 300.0 Rev 2.1 1993	Chloride	0.64J	mg/L	1.0	02/24/26 05:57	
EPA 6020B	Barium	0.0081	mg/L	0.0050	03/20/26 11:16	
EPA 6020B	Calcium	0.80	mg/L	0.40	03/20/26 11:16	
EPA 6020B	Chromium	0.00034J	mg/L	0.0050	03/20/26 11:16	
EPA 6020B	Copper	0.0033J	mg/L	0.0050	03/20/26 11:16	
EPA 6020B	Magnesium	0.35	mg/L	0.050	03/20/26 11:16	
EPA 6020B	Manganese	0.015	mg/L	0.0050	03/20/26 11:16	
EPA 6020B	Potassium	0.27J	mg/L	0.40	03/20/26 11:16	
EPA 6020B	Silver	0.0015	mg/L	0.0010	03/20/26 11:16	
EPA 6020B	Sodium	0.86	mg/L	0.40	03/20/26 11:16	
EPA 6020B	Zinc	0.0019J	mg/L	0.010	03/20/26 11:16	
92845506016	**BOW-GWC-5**					
SM 2320B-2021	Alkalinity,Bicarbonate (CaCO3)	5.3	mg/L	5.0	03/04/26 12:09	
SM 2320B-2021	Alkalinity, Total as CaCO3	5.3	mg/L	5.0	03/04/26 12:09	
EPA 300.0 Rev 2.1 1993	Sulfate	0.90J	mg/L	1.0	02/24/26 06:12	
EPA 6020B	Barium	0.013	mg/L	0.0050	03/20/26 11:19	
EPA 6020B	Beryllium	0.00078	mg/L	0.00040	03/20/26 11:19	
EPA 6020B	Calcium	1.8	mg/L	0.40	03/20/26 11:19	
EPA 6020B	Chromium	0.00048J	mg/L	0.0050	03/20/26 11:19	
EPA 6020B	Cobalt	0.00015J	mg/L	0.0050	03/20/26 11:19	

This report shall not be reproduced, except in full,
without the written consent of Pace Analytical Services, LLC.

Pace Analytical Services, LLC
9800 Kincey Ave. Suite 100
Huntersville, NC 28078
(704)875-9092

SUMMARY OF DETECTION

Project: Bowen LF Cells 1&2
Pace Project No.: 92845506

Lab Sample ID / Method	Client Sample ID / Parameters	Result	Units	Report Limit	Analyzed	Qualifiers
92845506016	**BOW-GWC-5**					
EPA 6020B	Copper	0.018	mg/L	0.0050	03/20/26 11:19	
EPA 6020B	Magnesium	0.28	mg/L	0.050	03/20/26 11:19	
EPA 6020B	Manganese	0.018	mg/L	0.0050	03/20/26 11:19	
EPA 6020B	Nickel	0.0088	mg/L	0.0050	03/20/26 11:19	
EPA 6020B	Potassium	1.4	mg/L	0.40	03/20/26 11:19	
EPA 6020B	Sodium	1.3	mg/L	0.40	03/20/26 11:19	
EPA 6020B	Zinc	0.026	mg/L	0.010	03/20/26 11:19	
92845506017	**BOW-GWC-7Z**					
SM 2320B-2021	Alkalinity,Bicarbonate (CaCO3)	122	mg/L	5.0	03/04/26 12:13	
SM 2320B-2021	Alkalinity, Total as CaCO3	122	mg/L	5.0	03/04/26 12:13	
SM 2540C-2020	Total Dissolved Solids	110	mg/L	25.0	02/25/26 14:48	
EPA 300.0 Rev 2.1 1993	Chloride	0.70J	mg/L	1.0	02/24/26 06:57	
EPA 300.0 Rev 2.1 1993	Sulfate	0.70J	mg/L	1.0	02/24/26 06:57	
EPA 6020B	Antimony	0.00081J	mg/L	0.0020	03/20/26 11:28	
EPA 6020B	Barium	0.010	mg/L	0.0050	03/20/26 11:28	
EPA 6020B	Calcium	24.9	mg/L	0.40	03/20/26 11:28	
EPA 6020B	Chromium	0.0013J	mg/L	0.0050	03/20/26 11:28	
EPA 6020B	Cobalt	0.00012J	mg/L	0.0050	03/20/26 11:28	
EPA 6020B	Iron	0.063	mg/L	0.040	03/20/26 11:28	
EPA 6020B	Magnesium	13.7	mg/L	0.050	03/20/26 11:28	
EPA 6020B	Manganese	0.017	mg/L	0.0050	03/20/26 11:28	
EPA 6020B	Potassium	0.90	mg/L	0.40	03/20/26 11:28	
EPA 6020B	Sodium	1.1	mg/L	0.40	03/20/26 11:28	
92845506018	**BOW-GWC-8Z**					
SM 2320B-2021	Alkalinity,Bicarbonate (CaCO3)	86.1	mg/L	5.0	03/04/26 12:21	
SM 2320B-2021	Alkalinity, Total as CaCO3	86.1	mg/L	5.0	03/04/26 12:21	
SM 2540C-2020	Total Dissolved Solids	92.0	mg/L	25.0	02/25/26 14:48	
EPA 300.0 Rev 2.1 1993	Chloride	1.3	mg/L	1.0	02/24/26 07:12	
EPA 300.0 Rev 2.1 1993	Sulfate	0.54J	mg/L	1.0	02/24/26 07:12	
EPA 6020B	Barium	0.027	mg/L	0.0050	03/20/26 11:32	
EPA 6020B	Calcium	23.3	mg/L	0.40	03/20/26 11:32	
EPA 6020B	Chromium	0.0015J	mg/L	0.0050	03/20/26 11:32	
EPA 6020B	Iron	0.024J	mg/L	0.040	03/20/26 11:32	
EPA 6020B	Magnesium	7.3	mg/L	0.050	03/20/26 11:32	
EPA 6020B	Potassium	1.8	mg/L	0.40	03/20/26 11:32	
EPA 6020B	Sodium	1.8	mg/L	0.40	03/20/26 11:32	
EPA 6020B	Zinc	0.0015J	mg/L	0.010	03/20/26 11:32	
92845506019	**BOW-GWC-8RR**					
SM 2320B-2021	Alkalinity,Bicarbonate (CaCO3)	105	mg/L	5.0	03/04/26 12:37	
SM 2320B-2021	Alkalinity, Total as CaCO3	105	mg/L	5.0	03/04/26 12:37	
SM 2540C-2020	Total Dissolved Solids	101	mg/L	25.0	02/25/26 14:48	
EPA 300.0 Rev 2.1 1993	Chloride	0.74J	mg/L	1.0	02/24/26 07:27	
EPA 300.0 Rev 2.1 1993	Sulfate	0.54J	mg/L	1.0	02/24/26 07:27	
EPA 6020B	Barium	0.014	mg/L	0.0050	03/13/26 14:34	
EPA 6020B	Calcium	24.4	mg/L	0.40	03/13/26 14:34	M1
EPA 6020B	Chromium	0.00046J	mg/L	0.0050	03/13/26 14:34	

REPORT OF LABORATORY ANALYSIS

This report shall not be reproduced, except in full,
without the written consent of Pace Analytical Services, LLC.

Pace Analytical Services, LLC
9800 Kincey Ave. Suite 100
Huntersville, NC 28078
(704)875-9092

SUMMARY OF DETECTION

Project: Bowen LF Cells 1&2
Pace Project No.: 92845506

Lab Sample ID / Method	Client Sample ID / Parameters	Result	Units	Report Limit	Analyzed	Qualifiers
92845506019	**BOW-GWC-8RR**					
EPA 6020B	Iron	0.017J	mg/L	0.040	03/13/26 14:34	
EPA 6020B	Magnesium	12.1	mg/L	0.050	03/13/26 14:34	
EPA 6020B	Potassium	1.3	mg/L	0.40	03/13/26 14:34	
EPA 6020B	Sodium	0.78	mg/L	0.40	03/13/26 14:34	
EPA 6020B	Vanadium	0.0018J	mg/L	0.0050	03/13/26 14:34	B
92845506020	**BOW-GWC-9**					
SM 2320B-2021	Alkalinity,Bicarbonate (CaCO3)	92.6	mg/L	5.0	03/04/26 16:45	
SM 2320B-2021	Alkalinity, Total as CaCO3	92.6	mg/L	5.0	03/04/26 16:45	
SM 2540C-2020	Total Dissolved Solids	102	mg/L	25.0	02/24/26 03:02	
EPA 300.0 Rev 2.1 1993	Chloride	1.6	mg/L	1.0	02/24/26 07:42	
EPA 300.0 Rev 2.1 1993	Sulfate	5.0	mg/L	1.0	02/24/26 07:42	
EPA 6020B	Barium	0.046	mg/L	0.0050	03/13/26 15:04	
EPA 6020B	Calcium	26.3	mg/L	0.40	03/13/26 15:04	
EPA 6020B	Chromium	0.00034J	mg/L	0.0050	03/13/26 15:04	
EPA 6020B	Cobalt	0.00015J	mg/L	0.0050	03/13/26 15:04	
EPA 6020B	Magnesium	9.3	mg/L	0.050	03/13/26 15:04	
EPA 6020B	Manganese	0.011	mg/L	0.0050	03/13/26 15:04	
EPA 6020B	Potassium	1.3	mg/L	0.40	03/13/26 15:04	
EPA 6020B	Selenium	0.00060J	mg/L	0.0050	03/13/26 15:04	
EPA 6020B	Sodium	1.6	mg/L	0.40	03/13/26 15:04	
EPA 6020B	Zinc	0.0015J	mg/L	0.010	03/19/26 22:17	
92845506021	**BOW-GWC-10**					
SM 2320B-2021	Alkalinity,Bicarbonate (CaCO3)	149	mg/L	5.0	03/04/26 12:44	
SM 2320B-2021	Alkalinity, Total as CaCO3	149	mg/L	5.0	03/04/26 12:44	
SM 2540C-2020	Total Dissolved Solids	144	mg/L	25.0	02/25/26 14:48	
EPA 300.0 Rev 2.1 1993	Chloride	1.9	mg/L	1.0	02/24/26 07:57	
EPA 300.0 Rev 2.1 1993	Sulfate	2.3	mg/L	1.0	02/24/26 07:57	
EPA 6020B	Barium	0.014	mg/L	0.0050	03/13/26 15:09	
EPA 6020B	Calcium	35.3	mg/L	0.40	03/13/26 15:09	
EPA 6020B	Chromium	0.0032J	mg/L	0.0050	03/13/26 15:09	
EPA 6020B	Cobalt	0.00083J	mg/L	0.0050	03/13/26 15:09	
EPA 6020B	Iron	0.071	mg/L	0.040	03/13/26 15:09	
EPA 6020B	Magnesium	14.9	mg/L	0.050	03/13/26 15:09	
EPA 6020B	Manganese	0.0040J	mg/L	0.0050	03/13/26 15:09	
EPA 6020B	Potassium	0.68	mg/L	0.40	03/13/26 15:09	
EPA 6020B	Sodium	1.9	mg/L	0.40	03/13/26 15:09	
EPA 6020B	Zinc	0.0015J	mg/L	0.010	03/19/26 22:26	
92845506022	**BOW-GWC-10R**					
SM 2320B-2021	Alkalinity,Bicarbonate (CaCO3)	150	mg/L	5.0	03/04/26 12:54	
SM 2320B-2021	Alkalinity, Total as CaCO3	150	mg/L	5.0	03/04/26 12:54	
SM 2540C-2020	Total Dissolved Solids	147	mg/L	25.0	02/25/26 14:48	
EPA 300.0 Rev 2.1 1993	Chloride	2.5	mg/L	1.0	02/24/26 08:42	
EPA 300.0 Rev 2.1 1993	Sulfate	0.98J	mg/L	1.0	02/24/26 08:42	
EPA 6020B	Barium	0.032	mg/L	0.0050	03/13/26 15:13	
EPA 6020B	Calcium	44.2	mg/L	0.40	03/13/26 15:13	
EPA 6020B	Chromium	0.00035J	mg/L	0.0050	03/13/26 15:13	

REPORT OF LABORATORY ANALYSIS

This report shall not be reproduced, except in full,
without the written consent of Pace Analytical Services, LLC.

Pace Analytical Services, LLC
9800 Kincey Ave. Suite 100
Huntersville, NC 28078
(704)875-9092

SUMMARY OF DETECTION

Project: Bowen LF Cells 1&2
Pace Project No.: 92845506

Lab Sample ID / Method	Client Sample ID / Parameters	Result	Units	Report Limit	Analyzed	Qualifiers
92845506022	**BOW-GWC-10R**					
EPA 6020B	Iron	0.073	mg/L	0.040	03/13/26 15:13	
EPA 6020B	Magnesium	9.4	mg/L	0.050	03/13/26 15:13	
EPA 6020B	Manganese	0.018	mg/L	0.0050	03/13/26 15:13	
EPA 6020B	Potassium	0.89	mg/L	0.40	03/13/26 15:13	
EPA 6020B	Sodium	3.4	mg/L	0.40	03/13/26 15:13	
92845506023	**BOW-GWC-11**					
SM 2320B-2021	Alkalinity,Bicarbonate (CaCO3)	88.5	mg/L	5.0	03/04/26 13:03	
SM 2320B-2021	Alkalinity, Total as CaCO3	88.5	mg/L	5.0	03/04/26 13:03	
SM 2540C-2020	Total Dissolved Solids	94.0	mg/L	25.0	02/25/26 14:48	
EPA 300.0 Rev 2.1 1993	Chloride	1.1	mg/L	1.0	02/24/26 08:57	
EPA 300.0 Rev 2.1 1993	Sulfate	2.3	mg/L	1.0	02/24/26 08:57	
EPA 6020B	Barium	0.011	mg/L	0.0050	03/13/26 15:22	
EPA 6020B	Calcium	20.6	mg/L	0.40	03/13/26 15:22	
EPA 6020B	Chromium	0.0096	mg/L	0.0050	03/13/26 15:22	
EPA 6020B	Iron	0.039J	mg/L	0.040	03/13/26 15:22	
EPA 6020B	Magnesium	11.3	mg/L	0.050	03/13/26 15:22	
EPA 6020B	Manganese	0.0036J	mg/L	0.0050	03/13/26 15:22	
EPA 6020B	Potassium	1.1	mg/L	0.40	03/13/26 15:22	
EPA 6020B	Sodium	2.0	mg/L	0.40	03/13/26 15:22	
92845506024	**BOW-GWC-12**					
SM 2320B-2021	Alkalinity,Bicarbonate (CaCO3)	47.0	mg/L	5.0	03/04/26 17:16	
SM 2320B-2021	Alkalinity, Total as CaCO3	47.0	mg/L	5.0	03/04/26 17:16	
SM 2540C-2020	Total Dissolved Solids	65.0	mg/L	25.0	02/24/26 03:02	
EPA 300.0 Rev 2.1 1993	Chloride	0.72J	mg/L	1.0	02/24/26 09:11	
EPA 6020B	Arsenic	0.0054	mg/L	0.0020	03/13/26 15:26	
EPA 6020B	Barium	0.027	mg/L	0.0050	03/13/26 15:26	
EPA 6020B	Cadmium	0.00050J	mg/L	0.00050	03/13/26 15:26	
EPA 6020B	Calcium	9.6	mg/L	0.40	03/13/26 15:26	
EPA 6020B	Cobalt	0.0034J	mg/L	0.0050	03/13/26 15:26	
EPA 6020B	Iron	8.4	mg/L	0.040	03/13/26 15:26	
EPA 6020B	Magnesium	5.1	mg/L	0.050	03/13/26 15:26	
EPA 6020B	Manganese	0.22	mg/L	0.0050	03/13/26 15:26	
EPA 6020B	Nickel	0.0028J	mg/L	0.0050	03/13/26 15:26	
EPA 6020B	Potassium	1.3	mg/L	0.40	03/13/26 15:26	
EPA 6020B	Sodium	2.1	mg/L	0.40	03/13/26 15:26	
EPA 6020B	Zinc	0.017	mg/L	0.010	03/19/26 23:09	
92845506025	**BOW-GWC-13**					
SM 2320B-2021	Alkalinity,Bicarbonate (CaCO3)	105	mg/L	5.0	03/04/26 13:10	
SM 2320B-2021	Alkalinity, Total as CaCO3	105	mg/L	5.0	03/04/26 13:10	
SM 2540C-2020	Total Dissolved Solids	180	mg/L	25.0	02/25/26 14:48	
EPA 300.0 Rev 2.1 1993	Chloride	3.9	mg/L	1.0	02/24/26 09:56	
EPA 300.0 Rev 2.1 1993	Sulfate	44.2	mg/L	1.0	02/24/26 09:56	
EPA 6020B	Antimony	0.00075J	mg/L	0.0020	03/13/26 15:30	
EPA 6020B	Arsenic	0.00078J	mg/L	0.0020	03/13/26 15:30	
EPA 6020B	Barium	0.031	mg/L	0.0050	03/13/26 15:30	
EPA 6020B	Boron	0.026J	mg/L	0.040	03/19/26 23:17	

REPORT OF LABORATORY ANALYSIS

This report shall not be reproduced, except in full,
without the written consent of Pace Analytical Services, LLC.

Pace Analytical Services, LLC
9800 Kincey Ave. Suite 100
Huntersville, NC 28078
(704)875-9092

SUMMARY OF DETECTION

Project: Bowen LF Cells 1&2
Pace Project No.: 92845506

Lab Sample ID / Method	Client Sample ID / Parameters	Result	Units	Report Limit	Analyzed	Qualifiers
92845506025	**BOW-GWC-13**					
EPA 6020B	Calcium	40.6	mg/L	0.40	03/13/26 15:30	
EPA 6020B	Chromium	0.0041J	mg/L	0.0050	03/13/26 15:30	
EPA 6020B	Cobalt	0.00022J	mg/L	0.0050	03/13/26 15:30	
EPA 6020B	Iron	0.13	mg/L	0.040	03/13/26 15:30	
EPA 6020B	Magnesium	14.3	mg/L	0.050	03/13/26 15:30	
EPA 6020B	Manganese	0.035	mg/L	0.0050	03/13/26 15:30	
EPA 6020B	Potassium	2.0	mg/L	0.40	03/13/26 15:30	
EPA 6020B	Selenium	0.0013J	mg/L	0.0050	03/13/26 15:30	
EPA 6020B	Sodium	1.9	mg/L	0.40	03/13/26 15:30	
EPA 6020B	Vanadium	0.0017J	mg/L	0.0050	03/13/26 15:30	B
EPA 6020B	Zinc	0.0016J	mg/L	0.010	03/19/26 23:17	
92845506026	**BOW-LF1-2-FD-09**					
SM 2540C-2020	Total Dissolved Solids	119	mg/L	25.0	02/24/26 02:56	
EPA 300.0 Rev 2.1 1993	Chloride	10.6	mg/L	1.0	02/24/26 10:11	
EPA 300.0 Rev 2.1 1993	Sulfate	2.8	mg/L	1.0	02/24/26 10:11	
EPA 6020B	Barium	0.0082	mg/L	0.0050	03/13/26 15:47	
EPA 6020B	Calcium	24.5	mg/L	0.40	03/13/26 15:47	
EPA 6020B	Chromium	0.00063J	mg/L	0.0050	03/13/26 15:47	
EPA 6020B	Selenium	0.00051J	mg/L	0.0050	03/13/26 15:47	
92845506027	**BOW-LF1-2-FD-10**					
SM 2540C-2020	Total Dissolved Solids	158	mg/L	25.0	02/25/26 14:48	
EPA 300.0 Rev 2.1 1993	Chloride	2.5	mg/L	1.0	02/24/26 10:26	
EPA 300.0 Rev 2.1 1993	Sulfate	0.98J	mg/L	1.0	02/24/26 10:26	
EPA 6020B	Barium	0.032	mg/L	0.0050	03/13/26 15:52	
EPA 6020B	Calcium	46.8	mg/L	0.40	03/13/26 15:52	
EPA 6020B	Chromium	0.00033J	mg/L	0.0050	03/13/26 15:52	
92845506031	**BOW-LF1-2-EB-10**					
EPA 6020B	Zinc	0.0023J	mg/L	0.010	03/20/26 00:09	
92845506032	**BOW-GWC-14Z**					
SM 2320B-2021	Alkalinity,Bicarbonate (CaCO3)	43.1	mg/L	5.0	03/04/26 23:59	
SM 2320B-2021	Alkalinity, Total as CaCO3	43.1	mg/L	5.0	03/04/26 23:59	
SM 2540C-2020	Total Dissolved Solids	73.0	mg/L	25.0	03/01/26 10:15	
EPA 300.0 Rev 2.1 1993	Chloride	3.8	mg/L	1.0	02/26/26 07:01	
EPA 300.0 Rev 2.1 1993	Sulfate	5.5	mg/L	1.0	02/26/26 07:01	
EPA 6020B	Barium	0.014	mg/L	0.0050	03/13/26 11:07	
EPA 6020B	Calcium	12.5	mg/L	0.40	03/13/26 11:07	
EPA 6020B	Chromium	0.00024J	mg/L	0.0050	03/13/26 11:07	
EPA 6020B	Magnesium	5.5	mg/L	0.050	03/13/26 11:07	M1
EPA 6020B	Manganese	0.0067	mg/L	0.0050	03/13/26 11:07	
EPA 6020B	Potassium	1.3	mg/L	0.40	03/13/26 11:07	
EPA 6020B	Sodium	2.3	mg/L	0.40	03/13/26 11:07	
92845506033	**BOW-GWC-15R**					
SM 2320B-2021	Alkalinity,Bicarbonate (CaCO3)	131	mg/L	5.0	03/05/26 00:05	
SM 2320B-2021	Alkalinity, Total as CaCO3	131	mg/L	5.0	03/05/26 00:05	

REPORT OF LABORATORY ANALYSIS

This report shall not be reproduced, except in full,
without the written consent of Pace Analytical Services, LLC.

Pace Analytical Services, LLC
9800 Kincey Ave. Suite 100
Huntersville, NC 28078
(704)875-9092

SUMMARY OF DETECTION

Project: Bowen LF Cells 1&2
Pace Project No.: 92845506

Lab Sample ID / Method	Client Sample ID / Parameters	Result	Units	Report Limit	Analyzed	Qualifiers
92845506033	**BOW-GWC-15R**					
SM 2540C-2020	Total Dissolved Solids	134	mg/L	25.0	03/01/26 10:15	
EPA 300.0 Rev 2.1 1993	Chloride	0.89J	mg/L	1.0	02/26/26 07:16	
EPA 300.0 Rev 2.1 1993	Sulfate	1.6	mg/L	1.0	02/26/26 07:16	
EPA 6020B	Antimony	0.0015J	mg/L	0.0020	03/13/26 11:22	B
EPA 6020B	Arsenic	0.00062J	mg/L	0.0020	03/13/26 11:22	
EPA 6020B	Barium	0.013	mg/L	0.0050	03/13/26 11:22	
EPA 6020B	Calcium	30.4	mg/L	0.40	03/13/26 11:22	
EPA 6020B	Chromium	0.00055J	mg/L	0.0050	03/13/26 11:22	
EPA 6020B	Iron	0.077	mg/L	0.040	03/13/26 11:22	
EPA 6020B	Magnesium	15.0	mg/L	0.050	03/13/26 11:22	
EPA 6020B	Potassium	0.90	mg/L	0.40	03/13/26 11:22	
EPA 6020B	Sodium	1.2	mg/L	0.40	03/13/26 11:22	
EPA 6020B	Zinc	0.0014J	mg/L	0.010	03/13/26 11:22	
92845506034	**BOW-GWC-15Z**					
SM 2320B-2021	Alkalinity,Bicarbonate (CaCO3)	124	mg/L	5.0	03/05/26 00:14	
SM 2320B-2021	Alkalinity, Total as CaCO3	124	mg/L	5.0	03/05/26 00:14	
SM 2540C-2020	Total Dissolved Solids	127	mg/L	25.0	03/01/26 10:15	
EPA 300.0 Rev 2.1 1993	Chloride	0.84J	mg/L	1.0	02/26/26 07:32	
EPA 300.0 Rev 2.1 1993	Sulfate	0.68J	mg/L	1.0	02/26/26 07:32	
EPA 6020B	Barium	0.011	mg/L	0.0050	03/13/26 11:32	
EPA 6020B	Calcium	27.2	mg/L	0.40	03/13/26 11:32	
EPA 6020B	Chromium	0.00063J	mg/L	0.0050	03/13/26 11:32	
EPA 6020B	Iron	0.033J	mg/L	0.040	03/13/26 11:32	
EPA 6020B	Magnesium	14.5	mg/L	0.050	03/13/26 11:32	
EPA 6020B	Potassium	1.0	mg/L	0.40	03/13/26 11:32	
EPA 6020B	Sodium	2.0	mg/L	0.40	03/13/26 11:32	

This report shall not be reproduced, except in full,
without the written consent of Pace Analytical Services, LLC.

Pace Analytical Services, LLC
9800 Kincey Ave. Suite 100
Huntersville, NC 28078
(704)875-9092

ANALYTICAL RESULTS

Project: Bowen LF Cells 1&2
Pace Project No.: 92845506

Sample: BOW-GWC-6 **Lab ID: 92845506001** Collected: 02/20/26 10:46 Received: 02/20/26 14:23 Matrix: Water

Parameters	Results	Units	Report Limit	MDL	DF	Prepared	Analyzed	CAS No.	Qual
2320B Alkalinity	Analytical Method: SM 2320B-2021 Pace Analytical Services - Asheville								
Alkalinity,Bicarbonate (CaCO3)	**72.3**	mg/L	5.0	5.0	1		03/04/26 22:47		
Alkalinity,Carbonate (CaCO3)	ND	mg/L	5.0	5.0	1		03/04/26 22:47		
Alkalinity, Total as CaCO3	**72.3**	mg/L	5.0	5.0	1		03/04/26 22:47		
2540C Total Dissolved Solids	Analytical Method: SM 2540C-2020 Pace Analytical Services - Asheville								
Total Dissolved Solids	**78.0**	mg/L	25.0	25.0	1		02/25/26 18:02		
300.0 IC Anions 28 Days	Analytical Method: EPA 300.0 Rev 2.1 1993 Pace Analytical Services - Asheville								
Chloride	**1.1**	mg/L	1.0	0.60	1		02/24/26 08:01	16887-00-6	
Fluoride	ND	mg/L	0.10	0.050	1		02/24/26 08:01	16984-48-8	
Sulfate	**1.1**	mg/L	1.0	0.50	1		02/24/26 08:01	14808-79-8	
WC 6020B MET ICPMS	Analytical Method: EPA 6020B Preparation Method: EPA 3005A Pace Analytical Services - West Columbia								
Antimony	ND	mg/L	0.0020	0.00043	1	02/25/26 19:26	03/17/26 19:07	7440-36-0	
Arsenic	**0.00050J**	mg/L	0.0020	0.00041	1	02/25/26 19:26	03/17/26 19:07	7440-38-2	
Barium	**0.0078**	mg/L	0.0050	0.00056	1	02/25/26 19:26	03/17/26 19:07	7440-39-3	
Beryllium	ND	mg/L	0.00040	0.00015	1	02/25/26 19:26	03/17/26 19:07	7440-41-7	
Boron	ND	mg/L	0.040	0.0073	1	02/25/26 19:26	03/27/26 16:46	7440-42-8	
Cadmium	ND	mg/L	0.00050	0.00010	1	02/25/26 19:26	03/17/26 19:07	7440-43-9	
Calcium	**16.1**	mg/L	0.40	0.10	1	02/25/26 19:26	03/17/26 19:07	7440-70-2	
Chromium	**0.00082J**	mg/L	0.0050	0.00024	1	02/25/26 19:26	03/17/26 19:07	7440-47-3	
Cobalt	ND	mg/L	0.0050	0.00012	1	02/25/26 19:26	03/17/26 19:07	7440-48-4	
Copper	ND	mg/L	0.0050	0.00069	1	02/25/26 19:26	03/17/26 19:07	7440-50-8	
Iron	**0.056**	mg/L	0.040	0.016	1	02/25/26 19:26	03/17/26 19:07	7439-89-6	
Lead	ND	mg/L	0.0010	0.00027	1	02/25/26 19:26	03/17/26 19:07	7439-92-1	
Magnesium	**8.9**	mg/L	0.050	0.024	1	02/25/26 19:26	03/17/26 19:07	7439-95-4	
Manganese	**0.0026J**	mg/L	0.0050	0.0013	1	02/25/26 19:26	03/17/26 19:07	7439-96-5	
Nickel	ND	mg/L	0.0050	0.00092	1	02/25/26 19:26	03/17/26 19:07	7440-02-0	
Potassium	**1.1**	mg/L	0.40	0.13	1	02/25/26 19:26	03/17/26 19:07	7440-09-7	
Selenium	ND	mg/L	0.0050	0.00050	1	02/25/26 19:26	03/17/26 19:07	7782-49-2	
Silver	ND	mg/L	0.0010	0.00021	1	02/25/26 19:26	03/17/26 19:07	7440-22-4	
Sodium	**0.84**	mg/L	0.40	0.083	1	02/25/26 19:26	03/17/26 19:07	7440-23-5	
Thallium	ND	mg/L	0.00050	0.00017	1	02/25/26 19:26	03/17/26 19:07	7440-28-0	
Vanadium	**0.0012J**	mg/L	0.0050	0.0011	1	02/25/26 19:26	03/17/26 19:07	7440-62-2	
Zinc	ND	mg/L	0.010	0.0014	1	02/25/26 19:26	03/17/26 19:07	7440-66-6	
WCOL 7470 Mercury	Analytical Method: EPA 7470A Preparation Method: EPA 7470A Pace Analytical Services - West Columbia								
Mercury	ND	mg/L	0.00020	0.000091	1	02/26/26 13:03	02/26/26 23:08	7439-97-6	

REPORT OF LABORATORY ANALYSIS

This report shall not be reproduced, except in full,
without the written consent of Pace Analytical Services, LLC.

Pace Analytical Services, LLC
9800 Kincey Ave. Suite 100
Huntersville, NC 28078
(704)875-9092

ANALYTICAL RESULTS

Project: Bowen LF Cells 1&2
Pace Project No.: 92845506

Sample: BOW-GWC-6RZ **Lab ID: 92845506002** Collected: 02/20/26 10:23 Received: 02/20/26 14:23 Matrix: Water

Parameters	Results	Units	Report Limit	MDL	DF	Prepared	Analyzed	CAS No.	Qual
2320B Alkalinity	Analytical Method: SM 2320B-2021 Pace Analytical Services - Asheville								
Alkalinity,Bicarbonate (CaCO3)	**43.5**	mg/L	5.0	5.0	1		03/04/26 22:53		
Alkalinity,Carbonate (CaCO3)	ND	mg/L	5.0	5.0	1		03/04/26 22:53		
Alkalinity, Total as CaCO3	**43.5**	mg/L	5.0	5.0	1		03/04/26 22:53		
2540C Total Dissolved Solids	Analytical Method: SM 2540C-2020 Pace Analytical Services - Asheville								
Total Dissolved Solids	**42.0**	mg/L	25.0	25.0	1		02/25/26 18:02		
300.0 IC Anions 28 Days	Analytical Method: EPA 300.0 Rev 2.1 1993 Pace Analytical Services - Asheville								
Chloride	**1.4**	mg/L	1.0	0.60	1		02/24/26 08:45	16887-00-6	
Fluoride	**0.052J**	mg/L	0.10	0.050	1		02/24/26 08:45	16984-48-8	
Sulfate	**1.4**	mg/L	1.0	0.50	1		02/24/26 08:45	14808-79-8	
WC 6020B MET ICPMS	Analytical Method: EPA 6020B Preparation Method: EPA 3005A Pace Analytical Services - West Columbia								
Antimony	ND	mg/L	0.0020	0.00043	1	02/25/26 19:26	03/17/26 19:10	7440-36-0	
Arsenic	ND	mg/L	0.0020	0.00041	1	02/25/26 19:26	03/17/26 19:10	7440-38-2	
Barium	**0.0066**	mg/L	0.0050	0.00056	1	02/25/26 19:26	03/17/26 19:10	7440-39-3	
Beryllium	ND	mg/L	0.00040	0.00015	1	02/25/26 19:26	03/17/26 19:10	7440-41-7	
Boron	ND	mg/L	0.040	0.0073	1	02/25/26 19:26	03/27/26 16:55	7440-42-8	
Cadmium	ND	mg/L	0.00050	0.00010	1	02/25/26 19:26	03/17/26 19:10	7440-43-9	
Calcium	**10.1**	mg/L	0.40	0.10	1	02/25/26 19:26	03/17/26 19:10	7440-70-2	
Chromium	**0.0018J**	mg/L	0.0050	0.00024	1	02/25/26 19:26	03/17/26 19:10	7440-47-3	
Cobalt	ND	mg/L	0.0050	0.00012	1	02/25/26 19:26	03/17/26 19:10	7440-48-4	
Copper	ND	mg/L	0.0050	0.00069	1	02/25/26 19:26	03/17/26 19:10	7440-50-8	
Iron	ND	mg/L	0.040	0.016	1	02/25/26 19:26	03/17/26 19:10	7439-89-6	
Lead	ND	mg/L	0.0010	0.00027	1	02/25/26 19:26	03/17/26 19:10	7439-92-1	
Magnesium	**5.2**	mg/L	0.050	0.024	1	02/25/26 19:26	03/17/26 19:10	7439-95-4	
Manganese	ND	mg/L	0.0050	0.0013	1	02/25/26 19:26	03/17/26 19:10	7439-96-5	
Nickel	ND	mg/L	0.0050	0.00092	1	02/25/26 19:26	03/17/26 19:10	7440-02-0	
Potassium	**0.91**	mg/L	0.40	0.13	1	02/25/26 19:26	03/17/26 19:10	7440-09-7	
Selenium	ND	mg/L	0.0050	0.00050	1	02/25/26 19:26	03/17/26 19:10	7782-49-2	
Silver	ND	mg/L	0.0010	0.00021	1	02/25/26 19:26	03/17/26 19:10	7440-22-4	
Sodium	**1.6**	mg/L	0.40	0.083	1	02/25/26 19:26	03/17/26 19:10	7440-23-5	
Thallium	ND	mg/L	0.00050	0.00017	1	02/25/26 19:26	03/17/26 19:10	7440-28-0	
Vanadium	ND	mg/L	0.0050	0.0011	1	02/25/26 19:26	03/17/26 19:10	7440-62-2	
Zinc	ND	mg/L	0.010	0.0014	1	02/25/26 19:26	03/17/26 19:10	7440-66-6	
WCOL 7470 Mercury	Analytical Method: EPA 7470A Preparation Method: EPA 7470A Pace Analytical Services - West Columbia								
Mercury	ND	mg/L	0.00020	0.000091	1	02/26/26 13:03	02/26/26 23:16	7439-97-6	

REPORT OF LABORATORY ANALYSIS

This report shall not be reproduced, except in full,
without the written consent of Pace Analytical Services, LLC.

Pace Analytical Services, LLC
9800 Kincey Ave. Suite 100
Huntersville, NC 28078
(704)875-9092

ANALYTICAL RESULTS

Project: Bowen LF Cells 1&2
Pace Project No.: 92845506

Sample: BOW-GWC-11R **Lab ID: 92845506003** Collected: 02/20/26 11:04 Received: 02/20/26 14:23 Matrix: Water

Parameters	Results	Units	Report Limit	MDL	DF	Prepared	Analyzed	CAS No.	Qual
2320B Alkalinity	Analytical Method: SM 2320B-2021 Pace Analytical Services - Asheville								
Alkalinity,Bicarbonate (CaCO3)	**140**	mg/L	5.0	5.0	1		03/04/26 22:59		
Alkalinity,Carbonate (CaCO3)	ND	mg/L	5.0	5.0	1		03/04/26 22:59		
Alkalinity, Total as CaCO3	**140**	mg/L	5.0	5.0	1		03/04/26 22:59		
2540C Total Dissolved Solids	Analytical Method: SM 2540C-2020 Pace Analytical Services - Asheville								
Total Dissolved Solids	**146**	mg/L	25.0	25.0	1		02/25/26 18:02		
300.0 IC Anions 28 Days	Analytical Method: EPA 300.0 Rev 2.1 1993 Pace Analytical Services - Asheville								
Chloride	**1.6**	mg/L	1.0	0.60	1		02/24/26 08:59	16887-00-6	
Fluoride	ND	mg/L	0.10	0.050	1		02/24/26 08:59	16984-48-8	
Sulfate	**1.7**	mg/L	1.0	0.50	1		02/24/26 08:59	14808-79-8	
WC 6020B MET ICPMS	Analytical Method: EPA 6020B Preparation Method: EPA 3005A Pace Analytical Services - West Columbia								
Antimony	**0.0010J**	mg/L	0.0020	0.00043	1	02/25/26 19:26	03/17/26 19:20	7440-36-0	
Arsenic	**0.0012J**	mg/L	0.0020	0.00041	1	02/25/26 19:26	03/17/26 19:20	7440-38-2	
Barium	**0.020**	mg/L	0.0050	0.00056	1	02/25/26 19:26	03/17/26 19:20	7440-39-3	
Beryllium	ND	mg/L	0.00040	0.00015	1	02/25/26 19:26	03/17/26 19:20	7440-41-7	
Boron	ND	mg/L	0.040	0.0073	1	02/25/26 19:26	03/27/26 17:05	7440-42-8	
Cadmium	ND	mg/L	0.00050	0.00010	1	02/25/26 19:26	03/17/26 19:20	7440-43-9	
Calcium	**32.9**	mg/L	0.40	0.10	1	02/25/26 19:26	03/17/26 19:20	7440-70-2	
Chromium	**0.0044J**	mg/L	0.0050	0.00024	1	02/25/26 19:26	03/17/26 19:20	7440-47-3	
Cobalt	ND	mg/L	0.0050	0.00012	1	02/25/26 19:26	03/17/26 19:20	7440-48-4	
Copper	ND	mg/L	0.0050	0.00069	1	02/25/26 19:26	03/17/26 19:20	7440-50-8	
Iron	**0.031J**	mg/L	0.040	0.016	1	02/25/26 19:26	03/17/26 19:20	7439-89-6	
Lead	ND	mg/L	0.0010	0.00027	1	02/25/26 19:26	03/17/26 19:20	7439-92-1	
Magnesium	**18.7**	mg/L	0.050	0.024	1	02/25/26 19:26	03/17/26 19:20	7439-95-4	
Manganese	ND	mg/L	0.0050	0.0013	1	02/25/26 19:26	03/17/26 19:20	7439-96-5	
Nickel	ND	mg/L	0.0050	0.00092	1	02/25/26 19:26	03/17/26 19:20	7440-02-0	
Potassium	**1.2**	mg/L	0.40	0.13	1	02/25/26 19:26	03/17/26 19:20	7440-09-7	
Selenium	ND	mg/L	0.0050	0.00050	1	02/25/26 19:26	03/17/26 19:20	7782-49-2	
Silver	ND	mg/L	0.0010	0.00021	1	02/25/26 19:26	03/17/26 19:20	7440-22-4	
Sodium	**1.1**	mg/L	0.40	0.083	1	02/25/26 19:26	03/17/26 19:20	7440-23-5	
Thallium	ND	mg/L	0.00050	0.00017	1	02/25/26 19:26	03/17/26 19:20	7440-28-0	
Vanadium	ND	mg/L	0.0050	0.0011	1	02/25/26 19:26	03/17/26 19:20	7440-62-2	
Zinc	ND	mg/L	0.010	0.0014	1	02/25/26 19:26	03/17/26 19:20	7440-66-6	
WCOL 7470 Mercury	Analytical Method: EPA 7470A Preparation Method: EPA 7470A Pace Analytical Services - West Columbia								
Mercury	ND	mg/L	0.00020	0.000091	1	02/26/26 13:03	02/26/26 23:18	7439-97-6	

REPORT OF LABORATORY ANALYSIS

This report shall not be reproduced, except in full,
without the written consent of Pace Analytical Services, LLC.

Pace Analytical Services, LLC
9800 Kincey Ave. Suite 100
Huntersville, NC 28078
(704)875-9092

ANALYTICAL RESULTS

Project: Bowen LF Cells 1&2
Pace Project No.: 92845506

Sample: BOW-GWC-13RZ **Lab ID: 92845506004** Collected: 02/20/26 09:50 Received: 02/20/26 14:23 Matrix: Water

Parameters	Results	Units	Report Limit	MDL	DF	Prepared	Analyzed	CAS No.	Qual
2320B Alkalinity	Analytical Method: SM 2320B-2021 Pace Analytical Services - Asheville								
Alkalinity,Bicarbonate (CaCO3)	**163**	mg/L	5.0	5.0	1		03/04/26 23:08		
Alkalinity,Carbonate (CaCO3)	ND	mg/L	5.0	5.0	1		03/04/26 23:08		
Alkalinity, Total as CaCO3	**163**	mg/L	5.0	5.0	1		03/04/26 23:08		
2540C Total Dissolved Solids	Analytical Method: SM 2540C-2020 Pace Analytical Services - Asheville								
Total Dissolved Solids	**232**	mg/L	25.0	25.0	1		02/25/26 18:02		
300.0 IC Anions 28 Days	Analytical Method: EPA 300.0 Rev 2.1 1993 Pace Analytical Services - Asheville								
Chloride	**4.7**	mg/L	1.0	0.60	1		02/24/26 09:13	16887-00-6	
Fluoride	**0.16**	mg/L	0.10	0.050	1		02/24/26 09:13	16984-48-8	
Sulfate	**47.3**	mg/L	1.0	0.50	1		02/24/26 09:13	14808-79-8	
WC 6020B MET ICPMS	Analytical Method: EPA 6020B Preparation Method: EPA 3005A Pace Analytical Services - West Columbia								
Antimony	ND	mg/L	0.0020	0.00043	1	02/25/26 19:26	03/17/26 19:26	7440-36-0	
Arsenic	**0.0012J**	mg/L	0.0020	0.00041	1	02/25/26 19:26	03/17/26 19:26	7440-38-2	
Barium	**0.096**	mg/L	0.0050	0.00056	1	02/25/26 19:26	03/17/26 19:26	7440-39-3	
Beryllium	ND	mg/L	0.00040	0.00015	1	02/25/26 19:26	03/17/26 19:26	7440-41-7	
Boron	**0.018J**	mg/L	0.040	0.0073	1	02/25/26 19:26	03/27/26 18:57	7440-42-8	
Cadmium	ND	mg/L	0.00050	0.00010	1	02/25/26 19:26	03/17/26 19:26	7440-43-9	
Calcium	**42.3**	mg/L	0.40	0.10	1	02/25/26 19:26	03/17/26 19:26	7440-70-2	
Chromium	ND	mg/L	0.0050	0.00024	1	02/25/26 19:26	03/17/26 19:26	7440-47-3	
Cobalt	ND	mg/L	0.0050	0.00012	1	02/25/26 19:26	03/17/26 19:26	7440-48-4	
Copper	ND	mg/L	0.0050	0.00069	1	02/25/26 19:26	03/17/26 19:26	7440-50-8	
Iron	**0.056**	mg/L	0.040	0.016	1	02/25/26 19:26	03/17/26 19:26	7439-89-6	
Lead	ND	mg/L	0.0010	0.00027	1	02/25/26 19:26	03/17/26 19:26	7439-92-1	
Magnesium	**19.0**	mg/L	0.050	0.024	1	02/25/26 19:26	03/17/26 19:26	7439-95-4	
Manganese	ND	mg/L	0.0050	0.0013	1	02/25/26 19:26	03/17/26 19:26	7439-96-5	
Nickel	ND	mg/L	0.0050	0.00092	1	02/25/26 19:26	03/17/26 19:26	7440-02-0	
Potassium	**1.1**	mg/L	0.40	0.13	1	02/25/26 19:26	03/17/26 19:26	7440-09-7	
Selenium	**0.00053J**	mg/L	0.0050	0.00050	1	02/25/26 19:26	03/17/26 19:26	7782-49-2	
Silver	ND	mg/L	0.0010	0.00021	1	02/25/26 19:26	03/17/26 19:26	7440-22-4	
Sodium	**20.1**	mg/L	0.40	0.083	1	02/25/26 19:26	03/17/26 19:26	7440-23-5	
Thallium	ND	mg/L	0.00050	0.00017	1	02/25/26 19:26	03/17/26 19:26	7440-28-0	
Vanadium	ND	mg/L	0.0050	0.0011	1	02/25/26 19:26	03/17/26 19:26	7440-62-2	
Zinc	**0.0018J**	mg/L	0.010	0.0014	1	02/25/26 19:26	03/17/26 19:26	7440-66-6	
WCOL 7470 Mercury	Analytical Method: EPA 7470A Preparation Method: EPA 7470A Pace Analytical Services - West Columbia								
Mercury	ND	mg/L	0.00020	0.000091	1	02/26/26 13:03	02/26/26 23:26	7439-97-6	

REPORT OF LABORATORY ANALYSIS

This report shall not be reproduced, except in full,
without the written consent of Pace Analytical Services, LLC.

Pace Analytical Services, LLC
9800 Kincey Ave. Suite 100
Huntersville, NC 28078
(704)875-9092

ANALYTICAL RESULTS

Project: Bowen LF Cells 1&2
Pace Project No.: 92845506

Sample: BOW-LF1-2-FD-11 **Lab ID: 92845506005** Collected: 02/20/26 00:00 Received: 02/20/26 14:23 Matrix: Water

Parameters	Results	Units	Report Limit	MDL	DF	Prepared	Analyzed	CAS No.	Qual
2540C Total Dissolved Solids	Analytical Method: SM 2540C-2020 Pace Analytical Services - Asheville								
Total Dissolved Solids	**148**	mg/L	25.0	25.0	1		02/25/26 18:02		
300.0 IC Anions 28 Days	Analytical Method: EPA 300.0 Rev 2.1 1993 Pace Analytical Services - Asheville								
Chloride	**1.6**	mg/L	1.0	0.60	1		02/24/26 09:28	16887-00-6	
Fluoride	ND	mg/L	0.10	0.050	1		02/24/26 09:28	16984-48-8	
Sulfate	**1.7**	mg/L	1.0	0.50	1		02/24/26 09:28	14808-79-8	
WC 6020B MET ICPMS	Analytical Method: EPA 6020B Preparation Method: EPA 3005A Pace Analytical Services - West Columbia								
Antimony	**0.00098J**	mg/L	0.0020	0.00043	1	02/25/26 19:26	03/17/26 19:32	7440-36-0	
Arsenic	**0.0013J**	mg/L	0.0020	0.00041	1	02/25/26 19:26	03/17/26 19:32	7440-38-2	
Barium	**0.019**	mg/L	0.0050	0.00056	1	02/25/26 19:26	03/17/26 19:32	7440-39-3	
Beryllium	ND	mg/L	0.00040	0.00015	1	02/25/26 19:26	03/17/26 19:32	7440-41-7	
Boron	ND	mg/L	0.040	0.0073	1	02/25/26 19:26	03/27/26 19:07	7440-42-8	
Cadmium	ND	mg/L	0.00050	0.00010	1	02/25/26 19:26	03/17/26 19:32	7440-43-9	
Calcium	**32.4**	mg/L	0.40	0.10	1	02/25/26 19:26	03/17/26 19:32	7440-70-2	
Chromium	**0.0044J**	mg/L	0.0050	0.00024	1	02/25/26 19:26	03/17/26 19:32	7440-47-3	
Cobalt	ND	mg/L	0.0050	0.00012	1	02/25/26 19:26	03/17/26 19:32	7440-48-4	
Copper	ND	mg/L	0.0050	0.00069	1	02/25/26 19:26	03/17/26 19:32	7440-50-8	
Lead	ND	mg/L	0.0010	0.00027	1	02/25/26 19:26	03/17/26 19:32	7439-92-1	
Nickel	ND	mg/L	0.0050	0.00092	1	02/25/26 19:26	03/17/26 19:32	7440-02-0	
Selenium	ND	mg/L	0.0050	0.00050	1	02/25/26 19:26	03/17/26 19:32	7782-49-2	
Silver	ND	mg/L	0.0010	0.00021	1	02/25/26 19:26	03/17/26 19:32	7440-22-4	
Thallium	ND	mg/L	0.00050	0.00017	1	02/25/26 19:26	03/17/26 19:32	7440-28-0	
Vanadium	**0.0012J**	mg/L	0.0050	0.0011	1	02/25/26 19:26	03/17/26 19:32	7440-62-2	
Zinc	ND	mg/L	0.010	0.0014	1	02/25/26 19:26	03/17/26 19:32	7440-66-6	
WCOL 7470 Mercury	Analytical Method: EPA 7470A Preparation Method: EPA 7470A Pace Analytical Services - West Columbia								
Mercury	ND	mg/L	0.00020	0.000091	1	02/26/26 13:03	02/26/26 23:29	7439-97-6	

REPORT OF LABORATORY ANALYSIS

This report shall not be reproduced, except in full,
without the written consent of Pace Analytical Services, LLC.

Pace Analytical Services, LLC
9800 Kincey Ave. Suite 100
Huntersville, NC 28078
(704)875-9092

ANALYTICAL RESULTS

Project: Bowen LF Cells 1&2
Pace Project No.: 92845506

Sample: BOW-LF1-2-FB-11 **Lab ID: 92845506006** Collected: 02/20/26 11:28 Received: 02/20/26 14:23 Matrix: Water

Parameters	Results	Units	Report Limit	MDL	DF	Prepared	Analyzed	CAS No.	Qual
2540C Total Dissolved Solids	Analytical Method: SM 2540C-2020 Pace Analytical Services - Asheville								
Total Dissolved Solids	ND	mg/L	25.0	25.0	1		02/25/26 18:02		
300.0 IC Anions 28 Days	Analytical Method: EPA 300.0 Rev 2.1 1993 Pace Analytical Services - Asheville								
Chloride	ND	mg/L	1.0	0.60	1		02/24/26 01:34	16887-00-6	
Fluoride	ND	mg/L	0.10	0.050	1		02/24/26 01:34	16984-48-8	
Sulfate	ND	mg/L	1.0	0.50	1		02/24/26 01:34	14808-79-8	
WC 6020B MET ICPMS	Analytical Method: EPA 6020B Preparation Method: EPA 3005A Pace Analytical Services - West Columbia								
Antimony	ND	mg/L	0.0020	0.00043	1	02/25/26 19:26	03/17/26 19:39	7440-36-0	
Arsenic	ND	mg/L	0.0020	0.00041	1	02/25/26 19:26	03/17/26 19:39	7440-38-2	
Barium	ND	mg/L	0.0050	0.00056	1	02/25/26 19:26	03/17/26 19:39	7440-39-3	
Beryllium	ND	mg/L	0.00040	0.00015	1	02/25/26 19:26	03/17/26 19:39	7440-41-7	
Boron	ND	mg/L	0.040	0.0073	1	02/25/26 19:26	03/27/26 19:16	7440-42-8	
Cadmium	ND	mg/L	0.00050	0.00010	1	02/25/26 19:26	03/17/26 19:39	7440-43-9	
Calcium	ND	mg/L	0.40	0.10	1	02/25/26 19:26	03/17/26 19:39	7440-70-2	
Chromium	ND	mg/L	0.0050	0.00024	1	02/25/26 19:26	03/17/26 19:39	7440-47-3	
Cobalt	ND	mg/L	0.0050	0.00012	1	02/25/26 19:26	03/17/26 19:39	7440-48-4	
Copper	ND	mg/L	0.0050	0.00069	1	02/25/26 19:26	03/17/26 19:39	7440-50-8	
Lead	ND	mg/L	0.0010	0.00027	1	02/25/26 19:26	03/17/26 19:39	7439-92-1	
Nickel	ND	mg/L	0.0050	0.00092	1	02/25/26 19:26	03/17/26 19:39	7440-02-0	
Selenium	ND	mg/L	0.0050	0.00050	1	02/25/26 19:26	03/17/26 19:39	7782-49-2	
Silver	ND	mg/L	0.0010	0.00021	1	02/25/26 19:26	03/17/26 19:39	7440-22-4	
Thallium	ND	mg/L	0.00050	0.00017	1	02/25/26 19:26	03/17/26 19:39	7440-28-0	
Vanadium	ND	mg/L	0.0050	0.0011	1	02/25/26 19:26	03/17/26 19:39	7440-62-2	
Zinc	ND	mg/L	0.010	0.0014	1	02/25/26 19:26	03/17/26 19:39	7440-66-6	
WCOL 7470 Mercury	Analytical Method: EPA 7470A Preparation Method: EPA 7470A Pace Analytical Services - West Columbia								
Mercury	ND	mg/L	0.00020	0.000091	1	02/26/26 13:03	02/26/26 23:31	7439-97-6	

REPORT OF LABORATORY ANALYSIS

This report shall not be reproduced, except in full,
without the written consent of Pace Analytical Services, LLC.

Pace Analytical Services, LLC
9800 Kincey Ave. Suite 100
Huntersville, NC 28078
(704)875-9092

ANALYTICAL RESULTS

Project: Bowen LF Cells 1&2
Pace Project No.: 92845506

Sample: BOW-LF1-2-EB-11 **Lab ID: 92845506007** Collected: 02/20/26 11:35 Received: 02/20/26 14:23 Matrix: Water

Parameters	Results	Units	Report Limit	MDL	DF	Prepared	Analyzed	CAS No.	Qual
2540C Total Dissolved Solids	Analytical Method: SM 2540C-2020 Pace Analytical Services - Asheville								
Total Dissolved Solids	ND	mg/L	25.0	25.0	1		02/25/26 18:02		
300.0 IC Anions 28 Days	Analytical Method: EPA 300.0 Rev 2.1 1993 Pace Analytical Services - Asheville								
Chloride	ND	mg/L	1.0	0.60	1		02/24/26 01:49	16887-00-6	
Fluoride	ND	mg/L	0.10	0.050	1		02/24/26 01:49	16984-48-8	
Sulfate	ND	mg/L	1.0	0.50	1		02/24/26 01:49	14808-79-8	
WC 6020B MET ICPMS	Analytical Method: EPA 6020B Preparation Method: EPA 3005A Pace Analytical Services - West Columbia								
Antimony	ND	mg/L	0.0020	0.00043	1	02/25/26 19:26	03/17/26 19:42	7440-36-0	
Arsenic	ND	mg/L	0.0020	0.00041	1	02/25/26 19:26	03/17/26 19:42	7440-38-2	
Barium	ND	mg/L	0.0050	0.00056	1	02/25/26 19:26	03/17/26 19:42	7440-39-3	
Beryllium	ND	mg/L	0.00040	0.00015	1	02/25/26 19:26	03/17/26 19:42	7440-41-7	
Boron	ND	mg/L	0.040	0.0073	1	02/25/26 19:26	03/27/26 19:26	7440-42-8	
Cadmium	ND	mg/L	0.00050	0.00010	1	02/25/26 19:26	03/17/26 19:42	7440-43-9	
Calcium	ND	mg/L	0.40	0.10	1	02/25/26 19:26	03/17/26 19:42	7440-70-2	
Chromium	ND	mg/L	0.0050	0.00024	1	02/25/26 19:26	03/17/26 19:42	7440-47-3	
Cobalt	ND	mg/L	0.0050	0.00012	1	02/25/26 19:26	03/17/26 19:42	7440-48-4	
Copper	ND	mg/L	0.0050	0.00069	1	02/25/26 19:26	03/17/26 19:42	7440-50-8	
Lead	ND	mg/L	0.0010	0.00027	1	02/25/26 19:26	03/17/26 19:42	7439-92-1	
Nickel	ND	mg/L	0.0050	0.00092	1	02/25/26 19:26	03/17/26 19:42	7440-02-0	
Selenium	ND	mg/L	0.0050	0.00050	1	02/25/26 19:26	03/17/26 19:42	7782-49-2	
Silver	ND	mg/L	0.0010	0.00021	1	02/25/26 19:26	03/17/26 19:42	7440-22-4	
Thallium	ND	mg/L	0.00050	0.00017	1	02/25/26 19:26	03/17/26 19:42	7440-28-0	
Vanadium	ND	mg/L	0.0050	0.0011	1	02/25/26 19:26	03/17/26 19:42	7440-62-2	
Zinc	ND	mg/L	0.010	0.0014	1	02/25/26 19:26	03/17/26 19:42	7440-66-6	
WCOL 7470 Mercury	Analytical Method: EPA 7470A Preparation Method: EPA 7470A Pace Analytical Services - West Columbia								
Mercury	ND	mg/L	0.00020	0.000091	1	02/26/26 13:03	02/26/26 23:34	7439-97-6	

REPORT OF LABORATORY ANALYSIS

This report shall not be reproduced, except in full,
without the written consent of Pace Analytical Services, LLC.

Pace Analytical Services, LLC
9800 Kincey Ave. Suite 100
Huntersville, NC 28078
(704)875-9092

ANALYTICAL RESULTS

Project: Bowen LF Cells 1&2
Pace Project No.: 92845506

Sample: BOW-GWA-1 **Lab ID: 92845506009** Collected: 02/18/26 13:38 Received: 02/20/26 15:05 Matrix: Water

Parameters	Results	Units	Report Limit	MDL	DF	Prepared	Analyzed	CAS No.	Qual
2320B Alkalinity	Analytical Method: SM 2320B-2021 Pace Analytical Services - Asheville								
Alkalinity,Bicarbonate (CaCO3)	**157**	mg/L	5.0	5.0	1		03/04/26 16:14		
Alkalinity,Carbonate (CaCO3)	ND	mg/L	5.0	5.0	1		03/04/26 16:14		
Alkalinity, Total as CaCO3	**157**	mg/L	5.0	5.0	1		03/04/26 16:14		
2540C Total Dissolved Solids	Analytical Method: SM 2540C-2020 Pace Analytical Services - Asheville								
Total Dissolved Solids	**144**	mg/L	25.0	25.0	1		02/24/26 03:01		
300.0 IC Anions 28 Days	Analytical Method: EPA 300.0 Rev 2.1 1993 Pace Analytical Services - Asheville								
Chloride	**1.3**	mg/L	1.0	0.60	1		02/24/26 13:28	16887-00-6	
Fluoride	**0.068J**	mg/L	0.10	0.050	1		02/24/26 13:28	16984-48-8	
Sulfate	**1.2**	mg/L	1.0	0.50	1		02/24/26 13:28	14808-79-8	
WC 6020B MET ICPMS	Analytical Method: EPA 6020B Preparation Method: EPA 3005A Pace Analytical Services - West Columbia								
Antimony	**0.0026**	mg/L	0.0020	0.00043	1	02/25/26 19:26	03/17/26 19:45	7440-36-0	
Arsenic	**0.00042J**	mg/L	0.0020	0.00041	1	02/25/26 19:26	03/17/26 19:45	7440-38-2	
Barium	**0.017**	mg/L	0.0050	0.00056	1	02/25/26 19:26	03/17/26 19:45	7440-39-3	
Beryllium	ND	mg/L	0.00040	0.00015	1	02/25/26 19:26	03/17/26 19:45	7440-41-7	
Boron	ND	mg/L	0.040	0.0073	1	02/25/26 19:26	03/27/26 20:12	7440-42-8	
Cadmium	ND	mg/L	0.00050	0.00010	1	02/25/26 19:26	03/17/26 19:45	7440-43-9	
Calcium	**33.8**	mg/L	0.40	0.10	1	02/25/26 19:26	03/17/26 19:45	7440-70-2	M1
Chromium	**0.00047J**	mg/L	0.0050	0.00024	1	02/25/26 19:26	03/17/26 19:45	7440-47-3	
Cobalt	ND	mg/L	0.0050	0.00012	1	02/25/26 19:26	03/17/26 19:45	7440-48-4	
Copper	ND	mg/L	0.0050	0.00069	1	02/25/26 19:26	03/17/26 19:45	7440-50-8	
Iron	**0.048**	mg/L	0.040	0.016	1	02/25/26 19:26	03/17/26 19:45	7439-89-6	
Lead	ND	mg/L	0.0010	0.00027	1	02/25/26 19:26	03/17/26 19:45	7439-92-1	
Magnesium	**16.9**	mg/L	0.050	0.024	1	02/25/26 19:26	03/17/26 19:45	7439-95-4	M1
Manganese	**0.035**	mg/L	0.0050	0.0013	1	02/25/26 19:26	03/17/26 19:45	7439-96-5	
Nickel	ND	mg/L	0.0050	0.00092	1	02/25/26 19:26	03/17/26 19:45	7440-02-0	
Potassium	**1.5**	mg/L	0.40	0.13	1	02/25/26 19:26	03/17/26 19:45	7440-09-7	
Selenium	ND	mg/L	0.0050	0.00050	1	02/25/26 19:26	03/17/26 19:45	7782-49-2	
Silver	ND	mg/L	0.0010	0.00021	1	02/25/26 19:26	03/17/26 19:45	7440-22-4	
Sodium	**4.8**	mg/L	0.40	0.083	1	02/25/26 19:26	03/17/26 19:45	7440-23-5	
Thallium	ND	mg/L	0.00050	0.00017	1	02/25/26 19:26	03/17/26 19:45	7440-28-0	
Vanadium	**0.0012J**	mg/L	0.0050	0.0011	1	02/25/26 19:26	03/17/26 19:45	7440-62-2	
Zinc	ND	mg/L	0.010	0.0014	1	02/25/26 19:26	03/17/26 19:45	7440-66-6	
WCOL 7470 Mercury	Analytical Method: EPA 7470A Preparation Method: EPA 7470A Pace Analytical Services - West Columbia								
Mercury	ND	mg/L	0.00020	0.000091	1	02/25/26 15:18	02/25/26 21:39	7439-97-6	

REPORT OF LABORATORY ANALYSIS

This report shall not be reproduced, except in full,
without the written consent of Pace Analytical Services, LLC.

Pace Analytical Services, LLC
9800 Kincey Ave. Suite 100
Huntersville, NC 28078
(704)875-9092

ANALYTICAL RESULTS

Project: Bowen LF Cells 1&2
Pace Project No.: 92845506

Sample: BOW-GWA-2 **Lab ID: 92845506010** Collected: 02/18/26 12:23 Received: 02/20/26 15:05 Matrix: Water

Parameters	Results	Units	Report Limit	MDL	DF	Prepared	Analyzed	CAS No.	Qual
2320B Alkalinity	Analytical Method: SM 2320B-2021 Pace Analytical Services - Asheville								
Alkalinity,Bicarbonate (CaCO3)	**82.8**	mg/L	5.0	5.0	1		03/04/26 16:24		
Alkalinity,Carbonate (CaCO3)	ND	mg/L	5.0	5.0	1		03/04/26 16:24		
Alkalinity, Total as CaCO3	**82.8**	mg/L	5.0	5.0	1		03/04/26 16:24		
2540C Total Dissolved Solids	Analytical Method: SM 2540C-2020 Pace Analytical Services - Asheville								
Total Dissolved Solids	**152**	mg/L	25.0	25.0	1		02/24/26 03:02		
300.0 IC Anions 28 Days	Analytical Method: EPA 300.0 Rev 2.1 1993 Pace Analytical Services - Asheville								
Chloride	**1.4**	mg/L	1.0	0.60	1		02/24/26 13:42	16887-00-6	
Fluoride	**0.075J**	mg/L	0.10	0.050	1		02/24/26 13:42	16984-48-8	
Sulfate	**49.3**	mg/L	1.0	0.50	1		02/24/26 13:42	14808-79-8	
WC 6020B MET ICPMS	Analytical Method: EPA 6020B Preparation Method: EPA 3005A Pace Analytical Services - West Columbia								
Antimony	ND	mg/L	0.0020	0.00043	1	02/25/26 19:26	03/17/26 20:23	7440-36-0	
Arsenic	ND	mg/L	0.0020	0.00041	1	02/25/26 19:26	03/17/26 20:23	7440-38-2	
Barium	**0.023**	mg/L	0.0050	0.00056	1	02/25/26 19:26	03/17/26 20:23	7440-39-3	
Beryllium	ND	mg/L	0.00040	0.00015	1	02/25/26 19:26	03/17/26 20:23	7440-41-7	
Boron	ND	mg/L	0.040	0.0073	1	02/25/26 19:26	03/27/26 20:59	7440-42-8	
Cadmium	ND	mg/L	0.00050	0.00010	1	02/25/26 19:26	03/17/26 20:23	7440-43-9	
Calcium	**34.4**	mg/L	0.40	0.10	1	02/25/26 19:26	03/17/26 20:23	7440-70-2	
Chromium	**0.00082J**	mg/L	0.0050	0.00024	1	02/25/26 19:26	03/17/26 20:23	7440-47-3	
Cobalt	ND	mg/L	0.0050	0.00012	1	02/25/26 19:26	03/17/26 20:23	7440-48-4	
Copper	ND	mg/L	0.0050	0.00069	1	02/25/26 19:26	03/17/26 20:23	7440-50-8	
Iron	**0.13**	mg/L	0.040	0.016	1	02/25/26 19:26	03/17/26 20:23	7439-89-6	
Lead	ND	mg/L	0.0010	0.00027	1	02/25/26 19:26	03/17/26 20:23	7439-92-1	
Magnesium	**12.3**	mg/L	0.050	0.024	1	02/25/26 19:26	03/17/26 20:23	7439-95-4	
Manganese	**0.010**	mg/L	0.0050	0.0013	1	02/25/26 19:26	03/17/26 20:23	7439-96-5	
Nickel	ND	mg/L	0.0050	0.00092	1	02/25/26 19:26	03/17/26 20:23	7440-02-0	
Potassium	**0.89**	mg/L	0.40	0.13	1	02/25/26 19:26	03/17/26 20:23	7440-09-7	
Selenium	**0.00066J**	mg/L	0.0050	0.00050	1	02/25/26 19:26	03/17/26 20:23	7782-49-2	
Silver	ND	mg/L	0.0010	0.00021	1	02/25/26 19:26	03/17/26 20:23	7440-22-4	
Sodium	**1.8**	mg/L	0.40	0.083	1	02/25/26 19:26	03/17/26 20:23	7440-23-5	
Thallium	ND	mg/L	0.00050	0.00017	1	02/25/26 19:26	03/17/26 20:23	7440-28-0	
Vanadium	ND	mg/L	0.0050	0.0011	1	02/25/26 19:26	03/17/26 20:23	7440-62-2	
Zinc	ND	mg/L	0.010	0.0014	1	02/25/26 19:26	03/17/26 20:23	7440-66-6	
WCOL 7470 Mercury	Analytical Method: EPA 7470A Preparation Method: EPA 7470A Pace Analytical Services - West Columbia								
Mercury	ND	mg/L	0.00020	0.000091	1	02/25/26 15:18	02/25/26 21:41	7439-97-6	

REPORT OF LABORATORY ANALYSIS

This report shall not be reproduced, except in full,
without the written consent of Pace Analytical Services, LLC.

Pace Analytical Services, LLC
9800 Kincey Ave. Suite 100
Huntersville, NC 28078
(704)875-9092

ANALYTICAL RESULTS

Project: Bowen LF Cells 1&2
Pace Project No.: 92845506

Sample: BOW-GWA-2R **Lab ID: 92845506011** Collected: 02/18/26 14:41 Received: 02/20/26 15:05 Matrix: Water

Parameters	Results	Units	Report Limit	MDL	DF	Prepared	Analyzed	CAS No.	Qual
2320B Alkalinity	Analytical Method: SM 2320B-2021 Pace Analytical Services - Asheville								
Alkalinity,Bicarbonate (CaCO3)	**95.4**	mg/L	5.0	5.0	1		03/04/26 16:31		
Alkalinity,Carbonate (CaCO3)	ND	mg/L	5.0	5.0	1		03/04/26 16:31		
Alkalinity, Total as CaCO3	**95.4**	mg/L	5.0	5.0	1		03/04/26 16:31		
2540C Total Dissolved Solids	Analytical Method: SM 2540C-2020 Pace Analytical Services - Asheville								
Total Dissolved Solids	**89.0**	mg/L	25.0	25.0	1		02/24/26 03:02		
300.0 IC Anions 28 Days	Analytical Method: EPA 300.0 Rev 2.1 1993 Pace Analytical Services - Asheville								
Chloride	**0.73J**	mg/L	1.0	0.60	1		02/24/26 04:28	16887-00-6	
Fluoride	ND	mg/L	0.10	0.050	1		02/24/26 04:28	16984-48-8	
Sulfate	**2.1**	mg/L	1.0	0.50	1		02/24/26 04:28	14808-79-8	
WC 6020B MET ICPMS	Analytical Method: EPA 6020B Preparation Method: EPA 3005A Pace Analytical Services - West Columbia								
Antimony	**0.0017J**	mg/L	0.0020	0.00043	1	02/25/26 19:26	03/20/26 10:57	7440-36-0	
Arsenic	**0.00049J**	mg/L	0.0020	0.00041	1	02/25/26 19:26	03/20/26 10:57	7440-38-2	
Barium	**0.012**	mg/L	0.0050	0.00056	1	02/25/26 19:26	03/20/26 10:57	7440-39-3	
Beryllium	ND	mg/L	0.00040	0.00015	1	02/25/26 19:26	03/20/26 10:57	7440-41-7	
Boron	ND	mg/L	0.040	0.0073	1	02/25/26 19:26	03/20/26 10:57	7440-42-8	
Cadmium	ND	mg/L	0.00050	0.00010	1	02/25/26 19:26	03/20/26 10:57	7440-43-9	
Calcium	**23.4**	mg/L	0.40	0.10	1	02/25/26 19:26	03/20/26 10:57	7440-70-2	
Chromium	**0.00040J**	mg/L	0.0050	0.00024	1	02/25/26 19:26	03/20/26 10:57	7440-47-3	
Cobalt	ND	mg/L	0.0050	0.00012	1	02/25/26 19:26	03/20/26 10:57	7440-48-4	
Copper	ND	mg/L	0.0050	0.00069	1	02/25/26 19:26	03/20/26 10:57	7440-50-8	
Iron	**0.020J**	mg/L	0.040	0.016	1	02/25/26 19:26	03/20/26 10:57	7439-89-6	
Lead	ND	mg/L	0.0010	0.00027	1	02/25/26 19:26	03/20/26 10:57	7439-92-1	
Magnesium	**10.5**	mg/L	0.050	0.024	1	02/25/26 19:26	03/20/26 10:57	7439-95-4	
Manganese	ND	mg/L	0.0050	0.0013	1	02/25/26 19:26	03/20/26 10:57	7439-96-5	
Nickel	ND	mg/L	0.0050	0.00092	1	02/25/26 19:26	03/20/26 10:57	7440-02-0	
Potassium	**0.40**	mg/L	0.40	0.13	1	02/25/26 19:26	03/20/26 10:57	7440-09-7	
Selenium	ND	mg/L	0.0050	0.00050	1	02/25/26 19:26	03/20/26 10:57	7782-49-2	
Silver	ND	mg/L	0.0010	0.00021	1	02/25/26 19:26	03/20/26 10:57	7440-22-4	
Sodium	**1.0**	mg/L	0.40	0.083	1	02/25/26 19:26	03/20/26 10:57	7440-23-5	
Thallium	ND	mg/L	0.00050	0.00017	1	02/25/26 19:26	03/20/26 10:57	7440-28-0	
Vanadium	ND	mg/L	0.0050	0.0011	1	02/25/26 19:26	03/20/26 10:57	7440-62-2	
Zinc	ND	mg/L	0.010	0.0014	1	02/25/26 19:26	03/20/26 10:57	7440-66-6	
WCOL 7470 Mercury	Analytical Method: EPA 7470A Preparation Method: EPA 7470A Pace Analytical Services - West Columbia								
Mercury	ND	mg/L	0.00020	0.000091	1	02/25/26 15:18	02/25/26 21:44	7439-97-6	

REPORT OF LABORATORY ANALYSIS

This report shall not be reproduced, except in full,
without the written consent of Pace Analytical Services, LLC.

Pace Analytical Services, LLC
9800 Kincey Ave. Suite 100
Huntersville, NC 28078
(704)875-9092

ANALYTICAL RESULTS

Project: Bowen LF Cells 1&2
Pace Project No.: 92845506

Sample: BOW-GWA-3A **Lab ID: 92845506012** Collected: 02/17/26 16:10 Received: 02/20/26 15:05 Matrix: Water

Parameters	Results	Units	Report Limit	MDL	DF	Prepared	Analyzed	CAS No.	Qual
2320B Alkalinity	Analytical Method: SM 2320B-2021 Pace Analytical Services - Asheville								
Alkalinity,Bicarbonate (CaCO3)	**103**	mg/L	5.0	5.0	1		03/03/26 16:51		
Alkalinity,Carbonate (CaCO3)	ND	mg/L	5.0	5.0	1		03/03/26 16:51		
Alkalinity, Total as CaCO3	**103**	mg/L	5.0	5.0	1		03/03/26 16:51		
2540C Total Dissolved Solids	Analytical Method: SM 2540C-2020 Pace Analytical Services - Asheville								
Total Dissolved Solids	**57.0**	mg/L	25.0	25.0	1		02/24/26 02:56		
300.0 IC Anions 28 Days	Analytical Method: EPA 300.0 Rev 2.1 1993 Pace Analytical Services - Asheville								
Chloride	**10.5**	mg/L	1.0	0.60	1		02/24/26 05:12	16887-00-6	
Fluoride	ND	mg/L	0.10	0.050	1		02/24/26 05:12	16984-48-8	
Sulfate	**2.7**	mg/L	1.0	0.50	1		02/24/26 05:12	14808-79-8	
WC 6020B MET ICPMS	Analytical Method: EPA 6020B Preparation Method: EPA 3005A Pace Analytical Services - West Columbia								
Antimony	ND	mg/L	0.0020	0.00043	1	02/25/26 19:26	03/20/26 11:03	7440-36-0	
Arsenic	ND	mg/L	0.0020	0.00041	1	02/25/26 19:26	03/20/26 11:03	7440-38-2	
Barium	**0.0079**	mg/L	0.0050	0.00056	1	02/25/26 19:26	03/20/26 11:03	7440-39-3	
Beryllium	ND	mg/L	0.00040	0.00015	1	02/25/26 19:26	03/20/26 11:03	7440-41-7	
Boron	ND	mg/L	0.040	0.0073	1	02/25/26 19:26	03/20/26 11:03	7440-42-8	
Cadmium	ND	mg/L	0.00050	0.00010	1	02/25/26 19:26	03/20/26 11:03	7440-43-9	
Calcium	**24.1**	mg/L	0.40	0.10	1	02/25/26 19:26	03/20/26 11:03	7440-70-2	
Chromium	**0.00080J**	mg/L	0.0050	0.00024	1	02/25/26 19:26	03/20/26 11:03	7440-47-3	
Cobalt	ND	mg/L	0.0050	0.00012	1	02/25/26 19:26	03/20/26 11:03	7440-48-4	
Copper	ND	mg/L	0.0050	0.00069	1	02/25/26 19:26	03/20/26 11:03	7440-50-8	
Iron	**0.028J**	mg/L	0.040	0.016	1	02/25/26 19:26	03/20/26 11:03	7439-89-6	
Lead	ND	mg/L	0.0010	0.00027	1	02/25/26 19:26	03/20/26 11:03	7439-92-1	
Magnesium	**12.5**	mg/L	0.050	0.024	1	02/25/26 19:26	03/20/26 11:03	7439-95-4	
Manganese	ND	mg/L	0.0050	0.0013	1	02/25/26 19:26	03/20/26 11:03	7439-96-5	
Nickel	ND	mg/L	0.0050	0.00092	1	02/25/26 19:26	03/20/26 11:03	7440-02-0	
Potassium	**1.4**	mg/L	0.40	0.13	1	02/25/26 19:26	03/20/26 11:03	7440-09-7	
Selenium	ND	mg/L	0.0050	0.00050	1	02/25/26 19:26	03/20/26 11:03	7782-49-2	
Silver	ND	mg/L	0.0010	0.00021	1	02/25/26 19:26	03/20/26 11:03	7440-22-4	
Sodium	**6.1**	mg/L	0.40	0.083	1	02/25/26 19:26	03/20/26 11:03	7440-23-5	
Thallium	ND	mg/L	0.00050	0.00017	1	02/25/26 19:26	03/20/26 11:03	7440-28-0	
Vanadium	ND	mg/L	0.0050	0.0011	1	02/25/26 19:26	03/20/26 11:03	7440-62-2	
Zinc	**0.0017J**	mg/L	0.010	0.0014	1	02/25/26 19:26	03/20/26 11:03	7440-66-6	
WCOL 7470 Mercury	Analytical Method: EPA 7470A Preparation Method: EPA 7470A Pace Analytical Services - West Columbia								
Mercury	ND	mg/L	0.00020	0.000091	1	02/25/26 15:18	02/25/26 21:57	7439-97-6	

REPORT OF LABORATORY ANALYSIS

This report shall not be reproduced, except in full,
without the written consent of Pace Analytical Services, LLC.

Pace Analytical Services, LLC
9800 Kincey Ave. Suite 100
Huntersville, NC 28078
(704)875-9092

ANALYTICAL RESULTS

Project: Bowen LF Cells 1&2
Pace Project No.: 92845506

Sample: BOW-GWA-4RZ **Lab ID: 92845506013** Collected: 02/18/26 09:51 Received: 02/20/26 15:05 Matrix: Water

Parameters	Results	Units	Report Limit	MDL	DF	Prepared	Analyzed	CAS No.	Qual
2320B Alkalinity	Analytical Method: SM 2320B-2021 Pace Analytical Services - Asheville								
Alkalinity,Bicarbonate (CaCO3)	**259**	mg/L	5.0	5.0	1		03/04/26 16:38		
Alkalinity,Carbonate (CaCO3)	ND	mg/L	5.0	5.0	1		03/04/26 16:38		
Alkalinity, Total as CaCO3	**259**	mg/L	5.0	5.0	1		03/04/26 16:38		
2540C Total Dissolved Solids	Analytical Method: SM 2540C-2020 Pace Analytical Services - Asheville								
Total Dissolved Solids	**248**	mg/L	25.0	25.0	1		02/24/26 03:02		
300.0 IC Anions 28 Days	Analytical Method: EPA 300.0 Rev 2.1 1993 Pace Analytical Services - Asheville								
Chloride	**2.7**	mg/L	1.0	0.60	1		02/24/26 05:27	16887-00-6	
Fluoride	**0.058J**	mg/L	0.10	0.050	1		02/24/26 05:27	16984-48-8	
Sulfate	**23.4**	mg/L	1.0	0.50	1		02/24/26 05:27	14808-79-8	
WC 6020B MET ICPMS	Analytical Method: EPA 6020B Preparation Method: EPA 3005A Pace Analytical Services - West Columbia								
Antimony	ND	mg/L	0.0020	0.00043	1	02/25/26 19:26	03/20/26 11:07	7440-36-0	
Arsenic	**0.00061J**	mg/L	0.0020	0.00041	1	02/25/26 19:26	03/20/26 11:07	7440-38-2	
Barium	**0.045**	mg/L	0.0050	0.00056	1	02/25/26 19:26	03/20/26 11:07	7440-39-3	
Beryllium	ND	mg/L	0.00040	0.00015	1	02/25/26 19:26	03/20/26 11:07	7440-41-7	
Boron	ND	mg/L	0.040	0.0073	1	02/25/26 19:26	03/20/26 11:07	7440-42-8	
Cadmium	ND	mg/L	0.00050	0.00010	1	02/25/26 19:26	03/20/26 11:07	7440-43-9	
Calcium	**60.4**	mg/L	2.0	0.50	5	02/25/26 19:26	03/20/26 11:10	7440-70-2	
Chromium	ND	mg/L	0.0050	0.00024	1	02/25/26 19:26	03/20/26 11:07	7440-47-3	
Cobalt	**0.018**	mg/L	0.0050	0.00012	1	02/25/26 19:26	03/20/26 11:07	7440-48-4	
Copper	ND	mg/L	0.0050	0.00069	1	02/25/26 19:26	03/20/26 11:07	7440-50-8	
Iron	**0.11**	mg/L	0.040	0.016	1	02/25/26 19:26	03/20/26 11:07	7439-89-6	
Lead	ND	mg/L	0.0010	0.00027	1	02/25/26 19:26	03/20/26 11:07	7439-92-1	
Magnesium	**25.0**	mg/L	0.050	0.024	1	02/25/26 19:26	03/20/26 11:07	7439-95-4	
Manganese	**0.0047J**	mg/L	0.0050	0.0013	1	02/25/26 19:26	03/20/26 11:07	7439-96-5	
Nickel	ND	mg/L	0.0050	0.00092	1	02/25/26 19:26	03/20/26 11:07	7440-02-0	
Potassium	**0.82**	mg/L	0.40	0.13	1	02/25/26 19:26	03/20/26 11:07	7440-09-7	
Selenium	**0.00056J**	mg/L	0.0050	0.00050	1	02/25/26 19:26	03/20/26 11:07	7782-49-2	
Silver	ND	mg/L	0.0010	0.00021	1	02/25/26 19:26	03/20/26 11:07	7440-22-4	
Sodium	**4.1**	mg/L	0.40	0.083	1	02/25/26 19:26	03/20/26 11:07	7440-23-5	
Thallium	ND	mg/L	0.00050	0.00017	1	02/25/26 19:26	03/20/26 11:07	7440-28-0	
Vanadium	ND	mg/L	0.0050	0.0011	1	02/25/26 19:26	03/20/26 11:07	7440-62-2	
Zinc	**0.0024J**	mg/L	0.010	0.0014	1	02/25/26 19:26	03/20/26 11:07	7440-66-6	
WCOL 7470 Mercury	Analytical Method: EPA 7470A Preparation Method: EPA 7470A Pace Analytical Services - West Columbia								
Mercury	ND	mg/L	0.00020	0.000091	1	02/25/26 15:18	02/25/26 21:59	7439-97-6	

REPORT OF LABORATORY ANALYSIS

This report shall not be reproduced, except in full,
without the written consent of Pace Analytical Services, LLC.

Pace Analytical Services, LLC
9800 Kincey Ave. Suite 100
Huntersville, NC 28078
(704)875-9092

ANALYTICAL RESULTS

Project: Bowen LF Cells 1&2
Pace Project No.: 92845506

Sample: BOW-GWA-50 **Lab ID: 92845506014** Collected: 02/17/26 12:18 Received: 02/20/26 15:05 Matrix: Water

Parameters	Results	Units	Report Limit	MDL	DF	Prepared	Analyzed	CAS No.	Qual
2320B Alkalinity	Analytical Method: SM 2320B-2021 Pace Analytical Services - Asheville								
Alkalinity,Bicarbonate (CaCO3)	ND	mg/L	5.0	5.0	1		03/03/26 16:59		
Alkalinity,Carbonate (CaCO3)	ND	mg/L	5.0	5.0	1		03/03/26 16:59		
Alkalinity, Total as CaCO3	ND	mg/L	5.0	5.0	1		03/03/26 16:59		
2540C Total Dissolved Solids	Analytical Method: SM 2540C-2020 Pace Analytical Services - Asheville								
Total Dissolved Solids	ND	mg/L	25.0	25.0	1		02/24/26 02:56		
300.0 IC Anions 28 Days	Analytical Method: EPA 300.0 Rev 2.1 1993 Pace Analytical Services - Asheville								
Chloride	**0.89J**	mg/L	1.0	0.60	1		02/24/26 05:42	16887-00-6	
Fluoride	ND	mg/L	0.10	0.050	1		02/24/26 05:42	16984-48-8	
Sulfate	ND	mg/L	1.0	0.50	1		02/24/26 05:42	14808-79-8	
WC 6020B MET ICPMS	Analytical Method: EPA 6020B Preparation Method: EPA 3005A Pace Analytical Services - West Columbia								
Antimony	ND	mg/L	0.0020	0.00043	1	02/25/26 19:26	03/20/26 11:13	7440-36-0	
Arsenic	ND	mg/L	0.0020	0.00041	1	02/25/26 19:26	03/20/26 11:13	7440-38-2	
Barium	**0.0071**	mg/L	0.0050	0.00056	1	02/25/26 19:26	03/20/26 11:13	7440-39-3	
Beryllium	ND	mg/L	0.00040	0.00015	1	02/25/26 19:26	03/20/26 11:13	7440-41-7	
Boron	ND	mg/L	0.040	0.0073	1	02/25/26 19:26	03/20/26 11:13	7440-42-8	
Cadmium	ND	mg/L	0.00050	0.00010	1	02/25/26 19:26	03/20/26 11:13	7440-43-9	
Calcium	**1.6**	mg/L	0.40	0.10	1	02/25/26 19:26	03/20/26 11:13	7440-70-2	
Chromium	**0.00025J**	mg/L	0.0050	0.00024	1	02/25/26 19:26	03/20/26 11:13	7440-47-3	
Cobalt	ND	mg/L	0.0050	0.00012	1	02/25/26 19:26	03/20/26 11:13	7440-48-4	
Copper	**0.0017J**	mg/L	0.0050	0.00069	1	02/25/26 19:26	03/20/26 11:13	7440-50-8	
Iron	ND	mg/L	0.040	0.016	1	02/25/26 19:26	03/20/26 11:13	7439-89-6	
Lead	ND	mg/L	0.0010	0.00027	1	02/25/26 19:26	03/20/26 11:13	7439-92-1	
Magnesium	**0.33**	mg/L	0.050	0.024	1	02/25/26 19:26	03/20/26 11:13	7439-95-4	
Manganese	**0.0066**	mg/L	0.0050	0.0013	1	02/25/26 19:26	03/20/26 11:13	7439-96-5	
Nickel	ND	mg/L	0.0050	0.00092	1	02/25/26 19:26	03/20/26 11:13	7440-02-0	
Potassium	**0.32J**	mg/L	0.40	0.13	1	02/25/26 19:26	03/20/26 11:13	7440-09-7	
Selenium	ND	mg/L	0.0050	0.00050	1	02/25/26 19:26	03/20/26 11:13	7782-49-2	
Silver	**0.00056J**	mg/L	0.0010	0.00021	1	02/25/26 19:26	03/20/26 11:13	7440-22-4	
Sodium	**1.5**	mg/L	0.40	0.083	1	02/25/26 19:26	03/20/26 11:13	7440-23-5	
Thallium	ND	mg/L	0.00050	0.00017	1	02/25/26 19:26	03/20/26 11:13	7440-28-0	
Vanadium	ND	mg/L	0.0050	0.0011	1	02/25/26 19:26	03/20/26 11:13	7440-62-2	
Zinc	**0.0015J**	mg/L	0.010	0.0014	1	02/25/26 19:26	03/20/26 11:13	7440-66-6	
WCOL 7470 Mercury	Analytical Method: EPA 7470A Preparation Method: EPA 7470A Pace Analytical Services - West Columbia								
Mercury	ND	mg/L	0.00020	0.000091	1	02/25/26 15:18	02/25/26 22:02	7439-97-6	

REPORT OF LABORATORY ANALYSIS

This report shall not be reproduced, except in full,
without the written consent of Pace Analytical Services, LLC.

Pace Analytical Services, LLC
9800 Kincey Ave. Suite 100
Huntersville, NC 28078
(704)875-9092

ANALYTICAL RESULTS

Project: Bowen LF Cells 1&2
Pace Project No.: 92845506

Sample: BOW-GWA-50R **Lab ID: 92845506015** Collected: 02/17/26 13:42 Received: 02/20/26 15:05 Matrix: Water

Parameters	Results	Units	Report Limit	MDL	DF	Prepared	Analyzed	CAS No.	Qual
2320B Alkalinity	Analytical Method: SM 2320B-2021 Pace Analytical Services - Asheville								
Alkalinity,Bicarbonate (CaCO3)	ND	mg/L	5.0	5.0	1		03/03/26 17:04		
Alkalinity,Carbonate (CaCO3)	ND	mg/L	5.0	5.0	1		03/03/26 17:04		
Alkalinity, Total as CaCO3	ND	mg/L	5.0	5.0	1		03/03/26 17:04		
2540C Total Dissolved Solids	Analytical Method: SM 2540C-2020 Pace Analytical Services - Asheville								
Total Dissolved Solids	ND	mg/L	25.0	25.0	1		02/24/26 02:56		
300.0 IC Anions 28 Days	Analytical Method: EPA 300.0 Rev 2.1 1993 Pace Analytical Services - Asheville								
Chloride	**0.64J**	mg/L	1.0	0.60	1		02/24/26 05:57	16887-00-6	
Fluoride	ND	mg/L	0.10	0.050	1		02/24/26 05:57	16984-48-8	
Sulfate	ND	mg/L	1.0	0.50	1		02/24/26 05:57	14808-79-8	
WC 6020B MET ICPMS	Analytical Method: EPA 6020B Preparation Method: EPA 3005A Pace Analytical Services - West Columbia								
Antimony	ND	mg/L	0.0020	0.00043	1	02/25/26 19:26	03/20/26 11:16	7440-36-0	
Arsenic	ND	mg/L	0.0020	0.00041	1	02/25/26 19:26	03/20/26 11:16	7440-38-2	
Barium	**0.0081**	mg/L	0.0050	0.00056	1	02/25/26 19:26	03/20/26 11:16	7440-39-3	
Beryllium	ND	mg/L	0.00040	0.00015	1	02/25/26 19:26	03/20/26 11:16	7440-41-7	
Boron	ND	mg/L	0.040	0.0073	1	02/25/26 19:26	03/20/26 11:16	7440-42-8	
Cadmium	ND	mg/L	0.00050	0.00010	1	02/25/26 19:26	03/20/26 11:16	7440-43-9	
Calcium	**0.80**	mg/L	0.40	0.10	1	02/25/26 19:26	03/20/26 11:16	7440-70-2	
Chromium	**0.00034J**	mg/L	0.0050	0.00024	1	02/25/26 19:26	03/20/26 11:16	7440-47-3	
Cobalt	ND	mg/L	0.0050	0.00012	1	02/25/26 19:26	03/20/26 11:16	7440-48-4	
Copper	**0.0033J**	mg/L	0.0050	0.00069	1	02/25/26 19:26	03/20/26 11:16	7440-50-8	
Iron	ND	mg/L	0.040	0.016	1	02/25/26 19:26	03/20/26 11:16	7439-89-6	
Lead	ND	mg/L	0.0010	0.00027	1	02/25/26 19:26	03/20/26 11:16	7439-92-1	
Magnesium	**0.35**	mg/L	0.050	0.024	1	02/25/26 19:26	03/20/26 11:16	7439-95-4	
Manganese	**0.015**	mg/L	0.0050	0.0013	1	02/25/26 19:26	03/20/26 11:16	7439-96-5	
Nickel	ND	mg/L	0.0050	0.00092	1	02/25/26 19:26	03/20/26 11:16	7440-02-0	
Potassium	**0.27J**	mg/L	0.40	0.13	1	02/25/26 19:26	03/20/26 11:16	7440-09-7	
Selenium	ND	mg/L	0.0050	0.00050	1	02/25/26 19:26	03/20/26 11:16	7782-49-2	
Silver	**0.0015**	mg/L	0.0010	0.00021	1	02/25/26 19:26	03/20/26 11:16	7440-22-4	
Sodium	**0.86**	mg/L	0.40	0.083	1	02/25/26 19:26	03/20/26 11:16	7440-23-5	
Thallium	ND	mg/L	0.00050	0.00017	1	02/25/26 19:26	03/20/26 11:16	7440-28-0	
Vanadium	ND	mg/L	0.0050	0.0011	1	02/25/26 19:26	03/20/26 11:16	7440-62-2	
Zinc	**0.0019J**	mg/L	0.010	0.0014	1	02/25/26 19:26	03/20/26 11:16	7440-66-6	
WCOL 7470 Mercury	Analytical Method: EPA 7470A Preparation Method: EPA 7470A Pace Analytical Services - West Columbia								
Mercury	ND	mg/L	0.00020	0.000091	1	02/25/26 15:18	02/25/26 22:04	7439-97-6	

REPORT OF LABORATORY ANALYSIS

This report shall not be reproduced, except in full,
without the written consent of Pace Analytical Services, LLC.

Pace Analytical Services, LLC
9800 Kincey Ave. Suite 100
Huntersville, NC 28078
(704)875-9092

ANALYTICAL RESULTS

Project: Bowen LF Cells 1&2
Pace Project No.: 92845506

Sample: BOW-GWC-5 **Lab ID: 92845506016** Collected: 02/19/26 15:08 Received: 02/20/26 15:05 Matrix: Water

Parameters	Results	Units	Report Limit	MDL	DF	Prepared	Analyzed	CAS No.	Qual
2320B Alkalinity	Analytical Method: SM 2320B-2021 Pace Analytical Services - Asheville								
Alkalinity,Bicarbonate (CaCO3)	**5.3**	mg/L	5.0	5.0	1		03/04/26 12:09		
Alkalinity,Carbonate (CaCO3)	ND	mg/L	5.0	5.0	1		03/04/26 12:09		
Alkalinity, Total as CaCO3	**5.3**	mg/L	5.0	5.0	1		03/04/26 12:09		
2540C Total Dissolved Solids	Analytical Method: SM 2540C-2020 Pace Analytical Services - Asheville								
Total Dissolved Solids	ND	mg/L	25.0	25.0	1		02/25/26 14:48		
300.0 IC Anions 28 Days	Analytical Method: EPA 300.0 Rev 2.1 1993 Pace Analytical Services - Asheville								
Chloride	ND	mg/L	1.0	0.60	1		02/24/26 06:12	16887-00-6	
Fluoride	ND	mg/L	0.10	0.050	1		02/24/26 06:12	16984-48-8	
Sulfate	**0.90J**	mg/L	1.0	0.50	1		02/24/26 06:12	14808-79-8	
WC 6020B MET ICPMS	Analytical Method: EPA 6020B Preparation Method: EPA 3005A Pace Analytical Services - West Columbia								
Antimony	ND	mg/L	0.0020	0.00043	1	02/25/26 19:26	03/20/26 11:19	7440-36-0	
Arsenic	ND	mg/L	0.0020	0.00041	1	02/25/26 19:26	03/20/26 11:19	7440-38-2	
Barium	**0.013**	mg/L	0.0050	0.00056	1	02/25/26 19:26	03/20/26 11:19	7440-39-3	
Beryllium	**0.00078**	mg/L	0.00040	0.00015	1	02/25/26 19:26	03/20/26 11:19	7440-41-7	
Boron	ND	mg/L	0.040	0.0073	1	02/25/26 19:26	03/20/26 11:19	7440-42-8	
Cadmium	ND	mg/L	0.00050	0.00010	1	02/25/26 19:26	03/20/26 11:19	7440-43-9	
Calcium	**1.8**	mg/L	0.40	0.10	1	02/25/26 19:26	03/20/26 11:19	7440-70-2	
Chromium	**0.00048J**	mg/L	0.0050	0.00024	1	02/25/26 19:26	03/20/26 11:19	7440-47-3	
Cobalt	**0.00015J**	mg/L	0.0050	0.00012	1	02/25/26 19:26	03/20/26 11:19	7440-48-4	
Copper	**0.018**	mg/L	0.0050	0.00069	1	02/25/26 19:26	03/20/26 11:19	7440-50-8	
Iron	ND	mg/L	0.040	0.016	1	02/25/26 19:26	03/20/26 11:19	7439-89-6	
Lead	ND	mg/L	0.0010	0.00027	1	02/25/26 19:26	03/20/26 11:19	7439-92-1	
Magnesium	**0.28**	mg/L	0.050	0.024	1	02/25/26 19:26	03/20/26 11:19	7439-95-4	
Manganese	**0.018**	mg/L	0.0050	0.0013	1	02/25/26 19:26	03/20/26 11:19	7439-96-5	
Nickel	**0.0088**	mg/L	0.0050	0.00092	1	02/25/26 19:26	03/20/26 11:19	7440-02-0	
Potassium	**1.4**	mg/L	0.40	0.13	1	02/25/26 19:26	03/20/26 11:19	7440-09-7	
Selenium	ND	mg/L	0.0050	0.00050	1	02/25/26 19:26	03/20/26 11:19	7782-49-2	
Silver	ND	mg/L	0.0010	0.00021	1	02/25/26 19:26	03/20/26 11:19	7440-22-4	
Sodium	**1.3**	mg/L	0.40	0.083	1	02/25/26 19:26	03/20/26 11:19	7440-23-5	
Thallium	ND	mg/L	0.00050	0.00017	1	02/25/26 19:26	03/20/26 11:19	7440-28-0	
Vanadium	ND	mg/L	0.0050	0.0011	1	02/25/26 19:26	03/20/26 11:19	7440-62-2	
Zinc	**0.026**	mg/L	0.010	0.0014	1	02/25/26 19:26	03/20/26 11:19	7440-66-6	
WCOL 7470 Mercury	Analytical Method: EPA 7470A Preparation Method: EPA 7470A Pace Analytical Services - West Columbia								
Mercury	ND	mg/L	0.00020	0.000091	1	02/25/26 15:18	02/25/26 22:07	7439-97-6	

REPORT OF LABORATORY ANALYSIS

This report shall not be reproduced, except in full,
without the written consent of Pace Analytical Services, LLC.

Pace Analytical Services, LLC
9800 Kincey Ave. Suite 100
Huntersville, NC 28078
(704)875-9092

ANALYTICAL RESULTS

Project: Bowen LF Cells 1&2
Pace Project No.: 92845506

Sample: BOW-GWC-7Z **Lab ID: 92845506017** Collected: 02/19/26 11:24 Received: 02/20/26 15:05 Matrix: Water

Parameters	Results	Units	Report Limit	MDL	DF	Prepared	Analyzed	CAS No.	Qual
2320B Alkalinity	Analytical Method: SM 2320B-2021 Pace Analytical Services - Asheville								
Alkalinity,Bicarbonate (CaCO3)	**122**	mg/L	5.0	5.0	1		03/04/26 12:13		
Alkalinity,Carbonate (CaCO3)	ND	mg/L	5.0	5.0	1		03/04/26 12:13		
Alkalinity, Total as CaCO3	**122**	mg/L	5.0	5.0	1		03/04/26 12:13		
2540C Total Dissolved Solids	Analytical Method: SM 2540C-2020 Pace Analytical Services - Asheville								
Total Dissolved Solids	**110**	mg/L	25.0	25.0	1		02/25/26 14:48		
300.0 IC Anions 28 Days	Analytical Method: EPA 300.0 Rev 2.1 1993 Pace Analytical Services - Asheville								
Chloride	**0.70J**	mg/L	1.0	0.60	1		02/24/26 06:57	16887-00-6	
Fluoride	ND	mg/L	0.10	0.050	1		02/24/26 06:57	16984-48-8	
Sulfate	**0.70J**	mg/L	1.0	0.50	1		02/24/26 06:57	14808-79-8	
WC 6020B MET ICPMS	Analytical Method: EPA 6020B Preparation Method: EPA 3005A Pace Analytical Services - West Columbia								
Antimony	**0.00081J**	mg/L	0.0020	0.00043	1	02/25/26 19:26	03/20/26 11:28	7440-36-0	
Arsenic	ND	mg/L	0.0020	0.00041	1	02/25/26 19:26	03/20/26 11:28	7440-38-2	
Barium	**0.010**	mg/L	0.0050	0.00056	1	02/25/26 19:26	03/20/26 11:28	7440-39-3	
Beryllium	ND	mg/L	0.00040	0.00015	1	02/25/26 19:26	03/20/26 11:28	7440-41-7	
Boron	ND	mg/L	0.040	0.0073	1	02/25/26 19:26	03/20/26 11:28	7440-42-8	
Cadmium	ND	mg/L	0.00050	0.00010	1	02/25/26 19:26	03/20/26 11:28	7440-43-9	
Calcium	**24.9**	mg/L	0.40	0.10	1	02/25/26 19:26	03/20/26 11:28	7440-70-2	
Chromium	**0.0013J**	mg/L	0.0050	0.00024	1	02/25/26 19:26	03/20/26 11:28	7440-47-3	
Cobalt	**0.00012J**	mg/L	0.0050	0.00012	1	02/25/26 19:26	03/20/26 11:28	7440-48-4	
Copper	ND	mg/L	0.0050	0.00069	1	02/25/26 19:26	03/20/26 11:28	7440-50-8	
Iron	**0.063**	mg/L	0.040	0.016	1	02/25/26 19:26	03/20/26 11:28	7439-89-6	
Lead	ND	mg/L	0.0010	0.00027	1	02/25/26 19:26	03/20/26 11:28	7439-92-1	
Magnesium	**13.7**	mg/L	0.050	0.024	1	02/25/26 19:26	03/20/26 11:28	7439-95-4	
Manganese	**0.017**	mg/L	0.0050	0.0013	1	02/25/26 19:26	03/20/26 11:28	7439-96-5	
Nickel	ND	mg/L	0.0050	0.00092	1	02/25/26 19:26	03/20/26 11:28	7440-02-0	
Potassium	**0.90**	mg/L	0.40	0.13	1	02/25/26 19:26	03/20/26 11:28	7440-09-7	
Selenium	ND	mg/L	0.0050	0.00050	1	02/25/26 19:26	03/20/26 11:28	7782-49-2	
Silver	ND	mg/L	0.0010	0.00021	1	02/25/26 19:26	03/20/26 11:28	7440-22-4	
Sodium	**1.1**	mg/L	0.40	0.083	1	02/25/26 19:26	03/20/26 11:28	7440-23-5	
Thallium	ND	mg/L	0.00050	0.00017	1	02/25/26 19:26	03/20/26 11:28	7440-28-0	
Vanadium	ND	mg/L	0.0050	0.0011	1	02/25/26 19:26	03/20/26 11:28	7440-62-2	
Zinc	ND	mg/L	0.010	0.0014	1	02/25/26 19:26	03/20/26 11:28	7440-66-6	
WCOL 7470 Mercury	Analytical Method: EPA 7470A Preparation Method: EPA 7470A Pace Analytical Services - West Columbia								
Mercury	ND	mg/L	0.00020	0.000091	1	02/25/26 15:18	02/25/26 22:09	7439-97-6	

REPORT OF LABORATORY ANALYSIS

This report shall not be reproduced, except in full,
without the written consent of Pace Analytical Services, LLC.

Pace Analytical Services, LLC
9800 Kincey Ave. Suite 100
Huntersville, NC 28078
(704)875-9092

ANALYTICAL RESULTS

Project: Bowen LF Cells 1&2
Pace Project No.: 92845506

Sample: BOW-GWC-8Z **Lab ID: 92845506018** Collected: 02/19/26 14:05 Received: 02/20/26 15:05 Matrix: Water

Parameters	Results	Units	Report Limit	MDL	DF	Prepared	Analyzed	CAS No.	Qual
2320B Alkalinity	Analytical Method: SM 2320B-2021 Pace Analytical Services - Asheville								
Alkalinity,Bicarbonate (CaCO3)	**86.1**	mg/L	5.0	5.0	1		03/04/26 12:21		
Alkalinity,Carbonate (CaCO3)	ND	mg/L	5.0	5.0	1		03/04/26 12:21		
Alkalinity, Total as CaCO3	**86.1**	mg/L	5.0	5.0	1		03/04/26 12:21		
2540C Total Dissolved Solids	Analytical Method: SM 2540C-2020 Pace Analytical Services - Asheville								
Total Dissolved Solids	**92.0**	mg/L	25.0	25.0	1		02/25/26 14:48		
300.0 IC Anions 28 Days	Analytical Method: EPA 300.0 Rev 2.1 1993 Pace Analytical Services - Asheville								
Chloride	**1.3**	mg/L	1.0	0.60	1		02/24/26 07:12	16887-00-6	
Fluoride	ND	mg/L	0.10	0.050	1		02/24/26 07:12	16984-48-8	
Sulfate	**0.54J**	mg/L	1.0	0.50	1		02/24/26 07:12	14808-79-8	
WC 6020B MET ICPMS	Analytical Method: EPA 6020B Preparation Method: EPA 3005A Pace Analytical Services - West Columbia								
Antimony	ND	mg/L	0.0020	0.00043	1	02/25/26 19:26	03/20/26 11:32	7440-36-0	
Arsenic	ND	mg/L	0.0020	0.00041	1	02/25/26 19:26	03/20/26 11:32	7440-38-2	
Barium	**0.027**	mg/L	0.0050	0.00056	1	02/25/26 19:26	03/20/26 11:32	7440-39-3	
Beryllium	ND	mg/L	0.00040	0.00015	1	02/25/26 19:26	03/20/26 11:32	7440-41-7	
Boron	ND	mg/L	0.040	0.0073	1	02/25/26 19:26	03/20/26 11:32	7440-42-8	
Cadmium	ND	mg/L	0.00050	0.00010	1	02/25/26 19:26	03/20/26 11:32	7440-43-9	
Calcium	**23.3**	mg/L	0.40	0.10	1	02/25/26 19:26	03/20/26 11:32	7440-70-2	
Chromium	**0.0015J**	mg/L	0.0050	0.00024	1	02/25/26 19:26	03/20/26 11:32	7440-47-3	
Cobalt	ND	mg/L	0.0050	0.00012	1	02/25/26 19:26	03/20/26 11:32	7440-48-4	
Copper	ND	mg/L	0.0050	0.00069	1	02/25/26 19:26	03/20/26 11:32	7440-50-8	
Iron	**0.024J**	mg/L	0.040	0.016	1	02/25/26 19:26	03/20/26 11:32	7439-89-6	
Lead	ND	mg/L	0.0010	0.00027	1	02/25/26 19:26	03/20/26 11:32	7439-92-1	
Magnesium	**7.3**	mg/L	0.050	0.024	1	02/25/26 19:26	03/20/26 11:32	7439-95-4	
Manganese	ND	mg/L	0.0050	0.0013	1	02/25/26 19:26	03/20/26 11:32	7439-96-5	
Nickel	ND	mg/L	0.0050	0.00092	1	02/25/26 19:26	03/20/26 11:32	7440-02-0	
Potassium	**1.8**	mg/L	0.40	0.13	1	02/25/26 19:26	03/20/26 11:32	7440-09-7	
Selenium	ND	mg/L	0.0050	0.00050	1	02/25/26 19:26	03/20/26 11:32	7782-49-2	
Silver	ND	mg/L	0.0010	0.00021	1	02/25/26 19:26	03/20/26 11:32	7440-22-4	
Sodium	**1.8**	mg/L	0.40	0.083	1	02/25/26 19:26	03/20/26 11:32	7440-23-5	
Thallium	ND	mg/L	0.00050	0.00017	1	02/25/26 19:26	03/20/26 11:32	7440-28-0	
Vanadium	ND	mg/L	0.0050	0.0011	1	02/25/26 19:26	03/20/26 11:32	7440-62-2	
Zinc	**0.0015J**	mg/L	0.010	0.0014	1	02/25/26 19:26	03/20/26 11:32	7440-66-6	
WCOL 7470 Mercury	Analytical Method: EPA 7470A Preparation Method: EPA 7470A Pace Analytical Services - West Columbia								
Mercury	ND	mg/L	0.00020	0.000091	1	02/25/26 15:18	02/25/26 22:12	7439-97-6	

REPORT OF LABORATORY ANALYSIS

This report shall not be reproduced, except in full,
without the written consent of Pace Analytical Services, LLC.

Pace Analytical Services, LLC
9800 Kincey Ave. Suite 100
Huntersville, NC 28078
(704)875-9092

ANALYTICAL RESULTS

Project: Bowen LF Cells 1&2
Pace Project No.: 92845506

Sample: BOW-GWC-8RR **Lab ID: 92845506019** Collected: 02/19/26 15:37 Received: 02/20/26 15:05 Matrix: Water

Parameters	Results	Units	Report Limit	MDL	DF	Prepared	Analyzed	CAS No.	Qual
2320B Alkalinity	Analytical Method: SM 2320B-2021 Pace Analytical Services - Asheville								
Alkalinity,Bicarbonate (CaCO3)	**105**	mg/L	5.0	5.0	1		03/04/26 12:37		
Alkalinity,Carbonate (CaCO3)	ND	mg/L	5.0	5.0	1		03/04/26 12:37		
Alkalinity, Total as CaCO3	**105**	mg/L	5.0	5.0	1		03/04/26 12:37		
2540C Total Dissolved Solids	Analytical Method: SM 2540C-2020 Pace Analytical Services - Asheville								
Total Dissolved Solids	**101**	mg/L	25.0	25.0	1		02/25/26 14:48		
300.0 IC Anions 28 Days	Analytical Method: EPA 300.0 Rev 2.1 1993 Pace Analytical Services - Asheville								
Chloride	**0.74J**	mg/L	1.0	0.60	1		02/24/26 07:27	16887-00-6	
Fluoride	ND	mg/L	0.10	0.050	1		02/24/26 07:27	16984-48-8	
Sulfate	**0.54J**	mg/L	1.0	0.50	1		02/24/26 07:27	14808-79-8	
WC 6020B MET ICPMS	Analytical Method: EPA 6020B Preparation Method: EPA 3005A Pace Analytical Services - West Columbia								
Antimony	ND	mg/L	0.0020	0.00043	1	02/26/26 11:43	03/13/26 14:34	7440-36-0	
Arsenic	ND	mg/L	0.0020	0.00041	1	02/26/26 11:43	03/13/26 14:34	7440-38-2	
Barium	**0.014**	mg/L	0.0050	0.00056	1	02/26/26 11:43	03/13/26 14:34	7440-39-3	
Beryllium	ND	mg/L	0.00040	0.00015	1	02/26/26 11:43	03/13/26 14:34	7440-41-7	CU
Boron	ND	mg/L	0.040	0.0073	1	02/26/26 11:43	03/19/26 21:34	7440-42-8	
Cadmium	ND	mg/L	0.00050	0.00010	1	02/26/26 11:43	03/13/26 14:34	7440-43-9	
Calcium	**24.4**	mg/L	0.40	0.10	1	02/26/26 11:43	03/13/26 14:34	7440-70-2	M1
Chromium	**0.00046J**	mg/L	0.0050	0.00024	1	02/26/26 11:43	03/13/26 14:34	7440-47-3	
Cobalt	ND	mg/L	0.0050	0.00012	1	02/26/26 11:43	03/13/26 14:34	7440-48-4	
Copper	ND	mg/L	0.0050	0.00069	1	02/26/26 11:43	03/13/26 14:34	7440-50-8	
Iron	**0.017J**	mg/L	0.040	0.016	1	02/26/26 11:43	03/13/26 14:34	7439-89-6	
Lead	ND	mg/L	0.0010	0.00027	1	02/26/26 11:43	03/13/26 14:34	7439-92-1	
Magnesium	**12.1**	mg/L	0.050	0.024	1	02/26/26 11:43	03/13/26 14:34	7439-95-4	
Manganese	ND	mg/L	0.0050	0.0013	1	02/26/26 11:43	03/13/26 14:34	7439-96-5	
Nickel	ND	mg/L	0.0050	0.00092	1	02/26/26 11:43	03/13/26 14:34	7440-02-0	
Potassium	**1.3**	mg/L	0.40	0.13	1	02/26/26 11:43	03/13/26 14:34	7440-09-7	
Selenium	ND	mg/L	0.0050	0.00050	1	02/26/26 11:43	03/13/26 14:34	7782-49-2	
Silver	ND	mg/L	0.0010	0.00021	1	02/26/26 11:43	03/13/26 14:34	7440-22-4	
Sodium	**0.78**	mg/L	0.40	0.083	1	02/26/26 11:43	03/13/26 14:34	7440-23-5	
Thallium	ND	mg/L	0.00050	0.00017	1	02/26/26 11:43	03/13/26 14:34	7440-28-0	
Vanadium	**0.0018J**	mg/L	0.0050	0.0011	1	02/26/26 11:43	03/13/26 14:34	7440-62-2	B
Zinc	ND	mg/L	0.010	0.0014	1	02/26/26 11:43	03/19/26 21:34	7440-66-6	
WCOL 7470 Mercury	Analytical Method: EPA 7470A Preparation Method: EPA 7470A Pace Analytical Services - West Columbia								
Mercury	ND	mg/L	0.00020	0.000091	1	02/25/26 15:18	02/25/26 22:15	7439-97-6	

REPORT OF LABORATORY ANALYSIS

This report shall not be reproduced, except in full,
without the written consent of Pace Analytical Services, LLC.

Pace Analytical Services, LLC
9800 Kincey Ave. Suite 100
Huntersville, NC 28078
(704)875-9092

ANALYTICAL RESULTS

Project: Bowen LF Cells 1&2
Pace Project No.: 92845506

Sample: BOW-GWC-9 **Lab ID: 92845506020** Collected: 02/18/26 15:27 Received: 02/20/26 15:05 Matrix: Water

Parameters	Results	Units	Report Limit	MDL	DF	Prepared	Analyzed	CAS No.	Qual
2320B Alkalinity	Analytical Method: SM 2320B-2021 Pace Analytical Services - Asheville								
Alkalinity,Bicarbonate (CaCO3)	**92.6**	mg/L	5.0	5.0	1		03/04/26 16:45		
Alkalinity,Carbonate (CaCO3)	ND	mg/L	5.0	5.0	1		03/04/26 16:45		
Alkalinity, Total as CaCO3	**92.6**	mg/L	5.0	5.0	1		03/04/26 16:45		
2540C Total Dissolved Solids	Analytical Method: SM 2540C-2020 Pace Analytical Services - Asheville								
Total Dissolved Solids	**102**	mg/L	25.0	25.0	1		02/24/26 03:02		
300.0 IC Anions 28 Days	Analytical Method: EPA 300.0 Rev 2.1 1993 Pace Analytical Services - Asheville								
Chloride	**1.6**	mg/L	1.0	0.60	1		02/24/26 07:42	16887-00-6	
Fluoride	ND	mg/L	0.10	0.050	1		02/24/26 07:42	16984-48-8	
Sulfate	**5.0**	mg/L	1.0	0.50	1		02/24/26 07:42	14808-79-8	
WC 6020B MET ICPMS	Analytical Method: EPA 6020B Preparation Method: EPA 3005A Pace Analytical Services - West Columbia								
Antimony	ND	mg/L	0.0020	0.00043	1	02/26/26 11:43	03/13/26 15:04	7440-36-0	
Arsenic	ND	mg/L	0.0020	0.00041	1	02/26/26 11:43	03/13/26 15:04	7440-38-2	
Barium	**0.046**	mg/L	0.0050	0.00056	1	02/26/26 11:43	03/13/26 15:04	7440-39-3	
Beryllium	ND	mg/L	0.00040	0.00015	1	02/26/26 11:43	03/13/26 15:04	7440-41-7	CU
Boron	ND	mg/L	0.040	0.0073	1	02/26/26 11:43	03/19/26 22:17	7440-42-8	
Cadmium	ND	mg/L	0.00050	0.00010	1	02/26/26 11:43	03/13/26 15:04	7440-43-9	
Calcium	**26.3**	mg/L	0.40	0.10	1	02/26/26 11:43	03/13/26 15:04	7440-70-2	
Chromium	**0.00034J**	mg/L	0.0050	0.00024	1	02/26/26 11:43	03/13/26 15:04	7440-47-3	
Cobalt	**0.00015J**	mg/L	0.0050	0.00012	1	02/26/26 11:43	03/13/26 15:04	7440-48-4	
Copper	ND	mg/L	0.0050	0.00069	1	02/26/26 11:43	03/13/26 15:04	7440-50-8	
Iron	ND	mg/L	0.040	0.016	1	02/26/26 11:43	03/13/26 15:04	7439-89-6	
Lead	ND	mg/L	0.0010	0.00027	1	02/26/26 11:43	03/13/26 15:04	7439-92-1	
Magnesium	**9.3**	mg/L	0.050	0.024	1	02/26/26 11:43	03/13/26 15:04	7439-95-4	
Manganese	**0.011**	mg/L	0.0050	0.0013	1	02/26/26 11:43	03/13/26 15:04	7439-96-5	
Nickel	ND	mg/L	0.0050	0.00092	1	02/26/26 11:43	03/13/26 15:04	7440-02-0	
Potassium	**1.3**	mg/L	0.40	0.13	1	02/26/26 11:43	03/13/26 15:04	7440-09-7	
Selenium	**0.00060J**	mg/L	0.0050	0.00050	1	02/26/26 11:43	03/13/26 15:04	7782-49-2	
Silver	ND	mg/L	0.0010	0.00021	1	02/26/26 11:43	03/13/26 15:04	7440-22-4	
Sodium	**1.6**	mg/L	0.40	0.083	1	02/26/26 11:43	03/13/26 15:04	7440-23-5	
Thallium	ND	mg/L	0.00050	0.00017	1	02/26/26 11:43	03/13/26 15:04	7440-28-0	
Vanadium	ND	mg/L	0.0050	0.0011	1	02/26/26 11:43	03/13/26 15:04	7440-62-2	
Zinc	**0.0015J**	mg/L	0.010	0.0014	1	02/26/26 11:43	03/19/26 22:17	7440-66-6	
WCOL 7470 Mercury	Analytical Method: EPA 7470A Preparation Method: EPA 7470A Pace Analytical Services - West Columbia								
Mercury	ND	mg/L	0.00020	0.000091	1	02/25/26 15:18	02/25/26 22:17	7439-97-6	

REPORT OF LABORATORY ANALYSIS

This report shall not be reproduced, except in full,
without the written consent of Pace Analytical Services, LLC.

Pace Analytical Services, LLC
9800 Kincey Ave. Suite 100
Huntersville, NC 28078
(704)875-9092

ANALYTICAL RESULTS

Project: Bowen LF Cells 1&2
Pace Project No.: 92845506

Sample: BOW-GWC-10 **Lab ID: 92845506021** Collected: 02/19/26 10:27 Received: 02/20/26 15:05 Matrix: Water

Parameters	Results	Units	Report Limit	MDL	DF	Prepared	Analyzed	CAS No.	Qual
2320B Alkalinity	Analytical Method: SM 2320B-2021 Pace Analytical Services - Asheville								
Alkalinity,Bicarbonate (CaCO3)	**149**	mg/L	5.0	5.0	1		03/04/26 12:44		
Alkalinity,Carbonate (CaCO3)	ND	mg/L	5.0	5.0	1		03/04/26 12:44		
Alkalinity, Total as CaCO3	**149**	mg/L	5.0	5.0	1		03/04/26 12:44		
2540C Total Dissolved Solids	Analytical Method: SM 2540C-2020 Pace Analytical Services - Asheville								
Total Dissolved Solids	**144**	mg/L	25.0	25.0	1		02/25/26 14:48		
300.0 IC Anions 28 Days	Analytical Method: EPA 300.0 Rev 2.1 1993 Pace Analytical Services - Asheville								
Chloride	**1.9**	mg/L	1.0	0.60	1		02/24/26 07:57	16887-00-6	
Fluoride	ND	mg/L	0.10	0.050	1		02/24/26 07:57	16984-48-8	
Sulfate	**2.3**	mg/L	1.0	0.50	1		02/24/26 07:57	14808-79-8	
WC 6020B MET ICPMS	Analytical Method: EPA 6020B Preparation Method: EPA 3005A Pace Analytical Services - West Columbia								
Antimony	ND	mg/L	0.0020	0.00043	1	02/26/26 11:43	03/13/26 15:09	7440-36-0	
Arsenic	ND	mg/L	0.0020	0.00041	1	02/26/26 11:43	03/13/26 15:09	7440-38-2	
Barium	**0.014**	mg/L	0.0050	0.00056	1	02/26/26 11:43	03/13/26 15:09	7440-39-3	
Beryllium	ND	mg/L	0.00040	0.00015	1	02/26/26 11:43	03/13/26 15:09	7440-41-7	CU
Boron	ND	mg/L	0.040	0.0073	1	02/26/26 11:43	03/19/26 22:26	7440-42-8	
Cadmium	ND	mg/L	0.00050	0.00010	1	02/26/26 11:43	03/13/26 15:09	7440-43-9	
Calcium	**35.3**	mg/L	0.40	0.10	1	02/26/26 11:43	03/13/26 15:09	7440-70-2	
Chromium	**0.0032J**	mg/L	0.0050	0.00024	1	02/26/26 11:43	03/13/26 15:09	7440-47-3	
Cobalt	**0.00083J**	mg/L	0.0050	0.00012	1	02/26/26 11:43	03/13/26 15:09	7440-48-4	
Copper	ND	mg/L	0.0050	0.00069	1	02/26/26 11:43	03/13/26 15:09	7440-50-8	
Iron	**0.071**	mg/L	0.040	0.016	1	02/26/26 11:43	03/13/26 15:09	7439-89-6	
Lead	ND	mg/L	0.0010	0.00027	1	02/26/26 11:43	03/13/26 15:09	7439-92-1	
Magnesium	**14.9**	mg/L	0.050	0.024	1	02/26/26 11:43	03/13/26 15:09	7439-95-4	
Manganese	**0.0040J**	mg/L	0.0050	0.0013	1	02/26/26 11:43	03/13/26 15:09	7439-96-5	
Nickel	ND	mg/L	0.0050	0.00092	1	02/26/26 11:43	03/13/26 15:09	7440-02-0	
Potassium	**0.68**	mg/L	0.40	0.13	1	02/26/26 11:43	03/13/26 15:09	7440-09-7	
Selenium	ND	mg/L	0.0050	0.00050	1	02/26/26 11:43	03/13/26 15:09	7782-49-2	
Silver	ND	mg/L	0.0010	0.00021	1	02/26/26 11:43	03/13/26 15:09	7440-22-4	
Sodium	**1.9**	mg/L	0.40	0.083	1	02/26/26 11:43	03/13/26 15:09	7440-23-5	
Thallium	ND	mg/L	0.00050	0.00017	1	02/26/26 11:43	03/13/26 15:09	7440-28-0	
Vanadium	ND	mg/L	0.0050	0.0011	1	02/26/26 11:43	03/13/26 15:09	7440-62-2	
Zinc	**0.0015J**	mg/L	0.010	0.0014	1	02/26/26 11:43	03/19/26 22:26	7440-66-6	
WCOL 7470 Mercury	Analytical Method: EPA 7470A Preparation Method: EPA 7470A Pace Analytical Services - West Columbia								
Mercury	ND	mg/L	0.00020	0.000091	1	02/25/26 15:18	02/25/26 22:20	7439-97-6	

REPORT OF LABORATORY ANALYSIS

This report shall not be reproduced, except in full,
without the written consent of Pace Analytical Services, LLC.

Pace Analytical Services, LLC
9800 Kincey Ave. Suite 100
Huntersville, NC 28078
(704)875-9092

ANALYTICAL RESULTS

Project: Bowen LF Cells 1&2
Pace Project No.: 92845506

Sample: BOW-GWC-10R **Lab ID: 92845506022** Collected: 02/19/26 12:07 Received: 02/20/26 15:05 Matrix: Water

Parameters	Results	Units	Report Limit	MDL	DF	Prepared	Analyzed	CAS No.	Qual
2320B Alkalinity	Analytical Method: SM 2320B-2021 Pace Analytical Services - Asheville								
Alkalinity,Bicarbonate (CaCO3)	**150**	mg/L	5.0	5.0	1		03/04/26 12:54		
Alkalinity,Carbonate (CaCO3)	ND	mg/L	5.0	5.0	1		03/04/26 12:54		
Alkalinity, Total as CaCO3	**150**	mg/L	5.0	5.0	1		03/04/26 12:54		
2540C Total Dissolved Solids	Analytical Method: SM 2540C-2020 Pace Analytical Services - Asheville								
Total Dissolved Solids	**147**	mg/L	25.0	25.0	1		02/25/26 14:48		
300.0 IC Anions 28 Days	Analytical Method: EPA 300.0 Rev 2.1 1993 Pace Analytical Services - Asheville								
Chloride	**2.5**	mg/L	1.0	0.60	1		02/24/26 08:42	16887-00-6	
Fluoride	ND	mg/L	0.10	0.050	1		02/24/26 08:42	16984-48-8	
Sulfate	**0.98J**	mg/L	1.0	0.50	1		02/24/26 08:42	14808-79-8	
WC 6020B MET ICPMS	Analytical Method: EPA 6020B Preparation Method: EPA 3005A Pace Analytical Services - West Columbia								
Antimony	ND	mg/L	0.0020	0.00043	1	02/26/26 11:43	03/13/26 15:13	7440-36-0	
Arsenic	ND	mg/L	0.0020	0.00041	1	02/26/26 11:43	03/13/26 15:13	7440-38-2	
Barium	**0.032**	mg/L	0.0050	0.00056	1	02/26/26 11:43	03/13/26 15:13	7440-39-3	
Beryllium	ND	mg/L	0.00040	0.00015	1	02/26/26 11:43	03/13/26 15:13	7440-41-7	CU
Boron	ND	mg/L	0.040	0.0073	1	02/26/26 11:43	03/19/26 22:34	7440-42-8	
Cadmium	ND	mg/L	0.00050	0.00010	1	02/26/26 11:43	03/13/26 15:13	7440-43-9	
Calcium	**44.2**	mg/L	0.40	0.10	1	02/26/26 11:43	03/13/26 15:13	7440-70-2	
Chromium	**0.00035J**	mg/L	0.0050	0.00024	1	02/26/26 11:43	03/13/26 15:13	7440-47-3	
Cobalt	ND	mg/L	0.0050	0.00012	1	02/26/26 11:43	03/13/26 15:13	7440-48-4	
Copper	ND	mg/L	0.0050	0.00069	1	02/26/26 11:43	03/13/26 15:13	7440-50-8	
Iron	**0.073**	mg/L	0.040	0.016	1	02/26/26 11:43	03/13/26 15:13	7439-89-6	
Lead	ND	mg/L	0.0010	0.00027	1	02/26/26 11:43	03/13/26 15:13	7439-92-1	
Magnesium	**9.4**	mg/L	0.050	0.024	1	02/26/26 11:43	03/13/26 15:13	7439-95-4	
Manganese	**0.018**	mg/L	0.0050	0.0013	1	02/26/26 11:43	03/13/26 15:13	7439-96-5	
Nickel	ND	mg/L	0.0050	0.00092	1	02/26/26 11:43	03/13/26 15:13	7440-02-0	
Potassium	**0.89**	mg/L	0.40	0.13	1	02/26/26 11:43	03/13/26 15:13	7440-09-7	
Selenium	ND	mg/L	0.0050	0.00050	1	02/26/26 11:43	03/13/26 15:13	7782-49-2	
Silver	ND	mg/L	0.0010	0.00021	1	02/26/26 11:43	03/13/26 15:13	7440-22-4	
Sodium	**3.4**	mg/L	0.40	0.083	1	02/26/26 11:43	03/13/26 15:13	7440-23-5	
Thallium	ND	mg/L	0.00050	0.00017	1	02/26/26 11:43	03/13/26 15:13	7440-28-0	
Vanadium	ND	mg/L	0.0050	0.0011	1	02/26/26 11:43	03/13/26 15:13	7440-62-2	
Zinc	ND	mg/L	0.010	0.0014	1	02/26/26 11:43	03/19/26 22:34	7440-66-6	
WCOL 7470 Mercury	Analytical Method: EPA 7470A Preparation Method: EPA 7470A Pace Analytical Services - West Columbia								
Mercury	ND	mg/L	0.00020	0.000091	1	02/25/26 15:18	02/25/26 22:27	7439-97-6	

REPORT OF LABORATORY ANALYSIS

This report shall not be reproduced, except in full,
without the written consent of Pace Analytical Services, LLC.

Pace Analytical Services, LLC
9800 Kincey Ave. Suite 100
Huntersville, NC 28078
(704)875-9092

ANALYTICAL RESULTS

Project: Bowen LF Cells 1&2
Pace Project No.: 92845506

Sample: BOW-GWC-11 **Lab ID: 92845506023** Collected: 02/19/26 15:40 Received: 02/20/26 15:05 Matrix: Water

Parameters	Results	Units	Report Limit	MDL	DF	Prepared	Analyzed	CAS No.	Qual
2320B Alkalinity	Analytical Method: SM 2320B-2021 Pace Analytical Services - Asheville								
Alkalinity,Bicarbonate (CaCO3)	**88.5**	mg/L	5.0	5.0	1		03/04/26 13:03		
Alkalinity,Carbonate (CaCO3)	ND	mg/L	5.0	5.0	1		03/04/26 13:03		
Alkalinity, Total as CaCO3	**88.5**	mg/L	5.0	5.0	1		03/04/26 13:03		
2540C Total Dissolved Solids	Analytical Method: SM 2540C-2020 Pace Analytical Services - Asheville								
Total Dissolved Solids	**94.0**	mg/L	25.0	25.0	1		02/25/26 14:48		
300.0 IC Anions 28 Days	Analytical Method: EPA 300.0 Rev 2.1 1993 Pace Analytical Services - Asheville								
Chloride	**1.1**	mg/L	1.0	0.60	1		02/24/26 08:57	16887-00-6	
Fluoride	ND	mg/L	0.10	0.050	1		02/24/26 08:57	16984-48-8	
Sulfate	**2.3**	mg/L	1.0	0.50	1		02/24/26 08:57	14808-79-8	
WC 6020B MET ICPMS	Analytical Method: EPA 6020B Preparation Method: EPA 3005A Pace Analytical Services - West Columbia								
Antimony	ND	mg/L	0.0020	0.00043	1	02/26/26 11:43	03/13/26 15:22	7440-36-0	
Arsenic	ND	mg/L	0.0020	0.00041	1	02/26/26 11:43	03/13/26 15:22	7440-38-2	
Barium	**0.011**	mg/L	0.0050	0.00056	1	02/26/26 11:43	03/13/26 15:22	7440-39-3	
Beryllium	ND	mg/L	0.00040	0.00015	1	02/26/26 11:43	03/13/26 15:22	7440-41-7	CU
Boron	ND	mg/L	0.040	0.0073	1	02/26/26 11:43	03/19/26 23:00	7440-42-8	
Cadmium	ND	mg/L	0.00050	0.00010	1	02/26/26 11:43	03/13/26 15:22	7440-43-9	
Calcium	**20.6**	mg/L	0.40	0.10	1	02/26/26 11:43	03/13/26 15:22	7440-70-2	
Chromium	**0.0096**	mg/L	0.0050	0.00024	1	02/26/26 11:43	03/13/26 15:22	7440-47-3	
Cobalt	ND	mg/L	0.0050	0.00012	1	02/26/26 11:43	03/13/26 15:22	7440-48-4	
Copper	ND	mg/L	0.0050	0.00069	1	02/26/26 11:43	03/13/26 15:22	7440-50-8	
Iron	**0.039J**	mg/L	0.040	0.016	1	02/26/26 11:43	03/13/26 15:22	7439-89-6	
Lead	ND	mg/L	0.0010	0.00027	1	02/26/26 11:43	03/13/26 15:22	7439-92-1	
Magnesium	**11.3**	mg/L	0.050	0.024	1	02/26/26 11:43	03/13/26 15:22	7439-95-4	
Manganese	**0.0036J**	mg/L	0.0050	0.0013	1	02/26/26 11:43	03/13/26 15:22	7439-96-5	
Nickel	ND	mg/L	0.0050	0.00092	1	02/26/26 11:43	03/13/26 15:22	7440-02-0	
Potassium	**1.1**	mg/L	0.40	0.13	1	02/26/26 11:43	03/13/26 15:22	7440-09-7	
Selenium	ND	mg/L	0.0050	0.00050	1	02/26/26 11:43	03/13/26 15:22	7782-49-2	
Silver	ND	mg/L	0.0010	0.00021	1	02/26/26 11:43	03/13/26 15:22	7440-22-4	
Sodium	**2.0**	mg/L	0.40	0.083	1	02/26/26 11:43	03/13/26 15:22	7440-23-5	
Thallium	ND	mg/L	0.00050	0.00017	1	02/26/26 11:43	03/13/26 15:22	7440-28-0	
Vanadium	ND	mg/L	0.0050	0.0011	1	02/26/26 11:43	03/13/26 15:22	7440-62-2	
Zinc	ND	mg/L	0.010	0.0014	1	02/26/26 11:43	03/19/26 23:00	7440-66-6	
WCOL 7470 Mercury	Analytical Method: EPA 7470A Preparation Method: EPA 7470A Pace Analytical Services - West Columbia								
Mercury	ND	mg/L	0.00020	0.000091	1	02/25/26 15:18	02/25/26 22:30	7439-97-6	

REPORT OF LABORATORY ANALYSIS

This report shall not be reproduced, except in full,
without the written consent of Pace Analytical Services, LLC.

Pace Analytical Services, LLC
9800 Kincey Ave. Suite 100
Huntersville, NC 28078
(704)875-9092

ANALYTICAL RESULTS

Project: Bowen LF Cells 1&2
Pace Project No.: 92845506

Sample: BOW-GWC-12 **Lab ID: 92845506024** Collected: 02/18/26 16:07 Received: 02/20/26 15:05 Matrix: Water

Parameters	Results	Units	Report Limit	MDL	DF	Prepared	Analyzed	CAS No.	Qual
2320B Alkalinity	Analytical Method: SM 2320B-2021 Pace Analytical Services - Asheville								
Alkalinity,Bicarbonate (CaCO3)	**47.0**	mg/L	5.0	5.0	1		03/04/26 17:16		
Alkalinity,Carbonate (CaCO3)	ND	mg/L	5.0	5.0	1		03/04/26 17:16		
Alkalinity, Total as CaCO3	**47.0**	mg/L	5.0	5.0	1		03/04/26 17:16		
2540C Total Dissolved Solids	Analytical Method: SM 2540C-2020 Pace Analytical Services - Asheville								
Total Dissolved Solids	**65.0**	mg/L	25.0	25.0	1		02/24/26 03:02		
300.0 IC Anions 28 Days	Analytical Method: EPA 300.0 Rev 2.1 1993 Pace Analytical Services - Asheville								
Chloride	**0.72J**	mg/L	1.0	0.60	1		02/24/26 09:11	16887-00-6	
Fluoride	ND	mg/L	0.10	0.050	1		02/24/26 09:11	16984-48-8	
Sulfate	ND	mg/L	1.0	0.50	1		02/24/26 09:11	14808-79-8	
WC 6020B MET ICPMS	Analytical Method: EPA 6020B Preparation Method: EPA 3005A Pace Analytical Services - West Columbia								
Antimony	ND	mg/L	0.0020	0.00043	1	02/26/26 11:43	03/13/26 15:26	7440-36-0	
Arsenic	**0.0054**	mg/L	0.0020	0.00041	1	02/26/26 11:43	03/13/26 15:26	7440-38-2	
Barium	**0.027**	mg/L	0.0050	0.00056	1	02/26/26 11:43	03/13/26 15:26	7440-39-3	
Beryllium	ND	mg/L	0.00040	0.00015	1	02/26/26 11:43	03/13/26 15:26	7440-41-7	CU
Boron	ND	mg/L	0.040	0.0073	1	02/26/26 11:43	03/19/26 23:09	7440-42-8	
Cadmium	**0.00050J**	mg/L	0.00050	0.00010	1	02/26/26 11:43	03/13/26 15:26	7440-43-9	
Calcium	**9.6**	mg/L	0.40	0.10	1	02/26/26 11:43	03/13/26 15:26	7440-70-2	
Chromium	ND	mg/L	0.0050	0.00024	1	02/26/26 11:43	03/13/26 15:26	7440-47-3	
Cobalt	**0.0034J**	mg/L	0.0050	0.00012	1	02/26/26 11:43	03/13/26 15:26	7440-48-4	
Copper	ND	mg/L	0.0050	0.00069	1	02/26/26 11:43	03/13/26 15:26	7440-50-8	
Iron	**8.4**	mg/L	0.040	0.016	1	02/26/26 11:43	03/13/26 15:26	7439-89-6	
Lead	ND	mg/L	0.0010	0.00027	1	02/26/26 11:43	03/13/26 15:26	7439-92-1	
Magnesium	**5.1**	mg/L	0.050	0.024	1	02/26/26 11:43	03/13/26 15:26	7439-95-4	
Manganese	**0.22**	mg/L	0.0050	0.0013	1	02/26/26 11:43	03/13/26 15:26	7439-96-5	
Nickel	**0.0028J**	mg/L	0.0050	0.00092	1	02/26/26 11:43	03/13/26 15:26	7440-02-0	
Potassium	**1.3**	mg/L	0.40	0.13	1	02/26/26 11:43	03/13/26 15:26	7440-09-7	
Selenium	ND	mg/L	0.0050	0.00050	1	02/26/26 11:43	03/13/26 15:26	7782-49-2	
Silver	ND	mg/L	0.0010	0.00021	1	02/26/26 11:43	03/13/26 15:26	7440-22-4	
Sodium	**2.1**	mg/L	0.40	0.083	1	02/26/26 11:43	03/13/26 15:26	7440-23-5	
Thallium	ND	mg/L	0.00050	0.00017	1	02/26/26 11:43	03/13/26 15:26	7440-28-0	
Vanadium	ND	mg/L	0.0050	0.0011	1	02/26/26 11:43	03/13/26 15:26	7440-62-2	
Zinc	**0.017**	mg/L	0.010	0.0014	1	02/26/26 11:43	03/19/26 23:09	7440-66-6	
WCOL 7470 Mercury	Analytical Method: EPA 7470A Preparation Method: EPA 7470A Pace Analytical Services - West Columbia								
Mercury	ND	mg/L	0.00020	0.000091	1	02/25/26 15:18	02/25/26 22:32	7439-97-6	

REPORT OF LABORATORY ANALYSIS

This report shall not be reproduced, except in full,
without the written consent of Pace Analytical Services, LLC.

Pace Analytical Services, LLC
9800 Kincey Ave. Suite 100
Huntersville, NC 28078
(704)875-9092

ANALYTICAL RESULTS

Project: Bowen LF Cells 1&2
Pace Project No.: 92845506

Sample: BOW-GWC-13 **Lab ID: 92845506025** Collected: 02/19/26 10:33 Received: 02/20/26 15:05 Matrix: Water

Parameters	Results	Units	Report Limit	MDL	DF	Prepared	Analyzed	CAS No.	Qual
2320B Alkalinity	Analytical Method: SM 2320B-2021 Pace Analytical Services - Asheville								
Alkalinity,Bicarbonate (CaCO3)	**105**	mg/L	5.0	5.0	1		03/04/26 13:10		
Alkalinity,Carbonate (CaCO3)	ND	mg/L	5.0	5.0	1		03/04/26 13:10		
Alkalinity, Total as CaCO3	**105**	mg/L	5.0	5.0	1		03/04/26 13:10		
2540C Total Dissolved Solids	Analytical Method: SM 2540C-2020 Pace Analytical Services - Asheville								
Total Dissolved Solids	**180**	mg/L	25.0	25.0	1		02/25/26 14:48		
300.0 IC Anions 28 Days	Analytical Method: EPA 300.0 Rev 2.1 1993 Pace Analytical Services - Asheville								
Chloride	**3.9**	mg/L	1.0	0.60	1		02/24/26 09:56	16887-00-6	
Fluoride	ND	mg/L	0.10	0.050	1		02/24/26 09:56	16984-48-8	
Sulfate	**44.2**	mg/L	1.0	0.50	1		02/24/26 09:56	14808-79-8	
WC 6020B MET ICPMS	Analytical Method: EPA 6020B Preparation Method: EPA 3005A Pace Analytical Services - West Columbia								
Antimony	**0.00075J**	mg/L	0.0020	0.00043	1	02/26/26 11:43	03/13/26 15:30	7440-36-0	
Arsenic	**0.00078J**	mg/L	0.0020	0.00041	1	02/26/26 11:43	03/13/26 15:30	7440-38-2	
Barium	**0.031**	mg/L	0.0050	0.00056	1	02/26/26 11:43	03/13/26 15:30	7440-39-3	
Beryllium	ND	mg/L	0.00040	0.00015	1	02/26/26 11:43	03/13/26 15:30	7440-41-7	CU
Boron	**0.026J**	mg/L	0.040	0.0073	1	02/26/26 11:43	03/19/26 23:17	7440-42-8	
Cadmium	ND	mg/L	0.00050	0.00010	1	02/26/26 11:43	03/13/26 15:30	7440-43-9	
Calcium	**40.6**	mg/L	0.40	0.10	1	02/26/26 11:43	03/13/26 15:30	7440-70-2	
Chromium	**0.0041J**	mg/L	0.0050	0.00024	1	02/26/26 11:43	03/13/26 15:30	7440-47-3	
Cobalt	**0.00022J**	mg/L	0.0050	0.00012	1	02/26/26 11:43	03/13/26 15:30	7440-48-4	
Copper	ND	mg/L	0.0050	0.00069	1	02/26/26 11:43	03/13/26 15:30	7440-50-8	
Iron	**0.13**	mg/L	0.040	0.016	1	02/26/26 11:43	03/13/26 15:30	7439-89-6	
Lead	ND	mg/L	0.0010	0.00027	1	02/26/26 11:43	03/13/26 15:30	7439-92-1	
Magnesium	**14.3**	mg/L	0.050	0.024	1	02/26/26 11:43	03/13/26 15:30	7439-95-4	
Manganese	**0.035**	mg/L	0.0050	0.0013	1	02/26/26 11:43	03/13/26 15:30	7439-96-5	
Nickel	ND	mg/L	0.0050	0.00092	1	02/26/26 11:43	03/13/26 15:30	7440-02-0	
Potassium	**2.0**	mg/L	0.40	0.13	1	02/26/26 11:43	03/13/26 15:30	7440-09-7	
Selenium	**0.0013J**	mg/L	0.0050	0.00050	1	02/26/26 11:43	03/13/26 15:30	7782-49-2	
Silver	ND	mg/L	0.0010	0.00021	1	02/26/26 11:43	03/13/26 15:30	7440-22-4	
Sodium	**1.9**	mg/L	0.40	0.083	1	02/26/26 11:43	03/13/26 15:30	7440-23-5	
Thallium	ND	mg/L	0.00050	0.00017	1	02/26/26 11:43	03/13/26 15:30	7440-28-0	
Vanadium	**0.0017J**	mg/L	0.0050	0.0011	1	02/26/26 11:43	03/13/26 15:30	7440-62-2	B
Zinc	**0.0016J**	mg/L	0.010	0.0014	1	02/26/26 11:43	03/19/26 23:17	7440-66-6	
WCOL 7470 Mercury	Analytical Method: EPA 7470A Preparation Method: EPA 7470A Pace Analytical Services - West Columbia								
Mercury	ND	mg/L	0.00020	0.000091	1	03/04/26 14:04	03/04/26 17:23	7439-97-6	

REPORT OF LABORATORY ANALYSIS

This report shall not be reproduced, except in full,
without the written consent of Pace Analytical Services, LLC.

Pace Analytical Services, LLC
9800 Kincey Ave. Suite 100
Huntersville, NC 28078
(704)875-9092

ANALYTICAL RESULTS

Project: Bowen LF Cells 1&2
Pace Project No.: 92845506

Sample: BOW-LF1-2-FD-09 **Lab ID: 92845506026** Collected: 02/17/26 00:00 Received: 02/20/26 15:05 Matrix: Water

Parameters	Results	Units	Report Limit	MDL	DF	Prepared	Analyzed	CAS No.	Qual
2540C Total Dissolved Solids	Analytical Method: SM 2540C-2020 Pace Analytical Services - Asheville								
Total Dissolved Solids	**119**	mg/L	25.0	25.0	1		02/24/26 02:56		
300.0 IC Anions 28 Days	Analytical Method: EPA 300.0 Rev 2.1 1993 Pace Analytical Services - Asheville								
Chloride	**10.6**	mg/L	1.0	0.60	1		02/24/26 10:11	16887-00-6	
Fluoride	ND	mg/L	0.10	0.050	1		02/24/26 10:11	16984-48-8	
Sulfate	**2.8**	mg/L	1.0	0.50	1		02/24/26 10:11	14808-79-8	
WC 6020B MET ICPMS	Analytical Method: EPA 6020B Preparation Method: EPA 3005A Pace Analytical Services - West Columbia								
Antimony	ND	mg/L	0.0020	0.00043	1	02/26/26 11:43	03/13/26 15:47	7440-36-0	
Arsenic	ND	mg/L	0.0020	0.00041	1	02/26/26 11:43	03/13/26 15:47	7440-38-2	
Barium	**0.0082**	mg/L	0.0050	0.00056	1	02/26/26 11:43	03/13/26 15:47	7440-39-3	
Beryllium	ND	mg/L	0.00040	0.00015	1	02/26/26 11:43	03/13/26 15:47	7440-41-7	CU
Boron	ND	mg/L	0.040	0.0073	1	02/26/26 11:43	03/19/26 23:26	7440-42-8	
Cadmium	ND	mg/L	0.00050	0.00010	1	02/26/26 11:43	03/13/26 15:47	7440-43-9	
Calcium	**24.5**	mg/L	0.40	0.10	1	02/26/26 11:43	03/13/26 15:47	7440-70-2	
Chromium	**0.00063J**	mg/L	0.0050	0.00024	1	02/26/26 11:43	03/13/26 15:47	7440-47-3	
Cobalt	ND	mg/L	0.0050	0.00012	1	02/26/26 11:43	03/13/26 15:47	7440-48-4	
Copper	ND	mg/L	0.0050	0.00069	1	02/26/26 11:43	03/13/26 15:47	7440-50-8	
Lead	ND	mg/L	0.0010	0.00027	1	02/26/26 11:43	03/13/26 15:47	7439-92-1	
Nickel	ND	mg/L	0.0050	0.00092	1	02/26/26 11:43	03/13/26 15:47	7440-02-0	
Selenium	**0.00051J**	mg/L	0.0050	0.00050	1	02/26/26 11:43	03/13/26 15:47	7782-49-2	
Silver	ND	mg/L	0.0010	0.00021	1	02/26/26 11:43	03/13/26 15:47	7440-22-4	
Thallium	ND	mg/L	0.00050	0.00017	1	02/26/26 11:43	03/13/26 15:47	7440-28-0	
Vanadium	ND	mg/L	0.0050	0.0011	1	02/26/26 11:43	03/13/26 15:47	7440-62-2	
Zinc	ND	mg/L	0.010	0.0014	1	02/26/26 11:43	03/19/26 23:26	7440-66-6	
WCOL 7470 Mercury	Analytical Method: EPA 7470A Preparation Method: EPA 7470A Pace Analytical Services - West Columbia								
Mercury	ND	mg/L	0.00020	0.000091	1	03/04/26 14:04	03/04/26 17:25	7439-97-6	

REPORT OF LABORATORY ANALYSIS

This report shall not be reproduced, except in full,
without the written consent of Pace Analytical Services, LLC.

Pace Analytical Services, LLC
9800 Kincey Ave. Suite 100
Huntersville, NC 28078
(704)875-9092

ANALYTICAL RESULTS

Project: Bowen LF Cells 1&2
Pace Project No.: 92845506

Sample: BOW-LF1-2-FD-10 **Lab ID: 92845506027** Collected: 02/19/26 00:00 Received: 02/20/26 15:05 Matrix: Water

Parameters	Results	Units	Report Limit	MDL	DF	Prepared	Analyzed	CAS No.	Qual
2540C Total Dissolved Solids	Analytical Method: SM 2540C-2020 Pace Analytical Services - Asheville								
Total Dissolved Solids	**158**	mg/L	25.0	25.0	1		02/25/26 14:48		
300.0 IC Anions 28 Days	Analytical Method: EPA 300.0 Rev 2.1 1993 Pace Analytical Services - Asheville								
Chloride	**2.5**	mg/L	1.0	0.60	1		02/24/26 10:26	16887-00-6	
Fluoride	ND	mg/L	0.10	0.050	1		02/24/26 10:26	16984-48-8	
Sulfate	**0.98J**	mg/L	1.0	0.50	1		02/24/26 10:26	14808-79-8	
WC 6020B MET ICPMS	Analytical Method: EPA 6020B Preparation Method: EPA 3005A Pace Analytical Services - West Columbia								
Antimony	ND	mg/L	0.0020	0.00043	1	02/26/26 11:43	03/13/26 15:52	7440-36-0	
Arsenic	ND	mg/L	0.0020	0.00041	1	02/26/26 11:43	03/13/26 15:52	7440-38-2	
Barium	**0.032**	mg/L	0.0050	0.00056	1	02/26/26 11:43	03/13/26 15:52	7440-39-3	
Beryllium	ND	mg/L	0.00040	0.00015	1	02/26/26 11:43	03/13/26 15:52	7440-41-7	CU
Boron	ND	mg/L	0.040	0.0073	1	02/26/26 11:43	03/19/26 23:35	7440-42-8	
Cadmium	ND	mg/L	0.00050	0.00010	1	02/26/26 11:43	03/13/26 15:52	7440-43-9	
Calcium	**46.8**	mg/L	0.40	0.10	1	02/26/26 11:43	03/13/26 15:52	7440-70-2	
Chromium	**0.00033J**	mg/L	0.0050	0.00024	1	02/26/26 11:43	03/13/26 15:52	7440-47-3	
Cobalt	ND	mg/L	0.0050	0.00012	1	02/26/26 11:43	03/13/26 15:52	7440-48-4	
Copper	ND	mg/L	0.0050	0.00069	1	02/26/26 11:43	03/13/26 15:52	7440-50-8	
Lead	ND	mg/L	0.0010	0.00027	1	02/26/26 11:43	03/13/26 15:52	7439-92-1	
Nickel	ND	mg/L	0.0050	0.00092	1	02/26/26 11:43	03/13/26 15:52	7440-02-0	
Selenium	ND	mg/L	0.0050	0.00050	1	02/26/26 11:43	03/13/26 15:52	7782-49-2	
Silver	ND	mg/L	0.0010	0.00021	1	02/26/26 11:43	03/13/26 15:52	7440-22-4	
Thallium	ND	mg/L	0.00050	0.00017	1	02/26/26 11:43	03/13/26 15:52	7440-28-0	
Vanadium	ND	mg/L	0.0050	0.0011	1	02/26/26 11:43	03/13/26 15:52	7440-62-2	
Zinc	ND	mg/L	0.010	0.0014	1	02/26/26 11:43	03/19/26 23:35	7440-66-6	
WCOL 7470 Mercury	Analytical Method: EPA 7470A Preparation Method: EPA 7470A Pace Analytical Services - West Columbia								
Mercury	ND	mg/L	0.00020	0.000091	1	03/04/26 14:04	03/04/26 17:28	7439-97-6	

REPORT OF LABORATORY ANALYSIS

This report shall not be reproduced, except in full,
without the written consent of Pace Analytical Services, LLC.

Pace Analytical Services, LLC
9800 Kincey Ave. Suite 100
Huntersville, NC 28078
(704)875-9092

ANALYTICAL RESULTS

Project: Bowen LF Cells 1&2
Pace Project No.: 92845506

Sample: BOW-LF1-2-FB-09 **Lab ID: 92845506028** Collected: 02/17/26 16:01 Received: 02/20/26 15:05 Matrix: Water

Parameters	Results	Units	Report Limit	MDL	DF	Prepared	Analyzed	CAS No.	Qual
2540C Total Dissolved Solids	Analytical Method: SM 2540C-2020 Pace Analytical Services - Asheville								
Total Dissolved Solids	ND	mg/L	25.0	25.0	1		02/24/26 02:56		
300.0 IC Anions 28 Days	Analytical Method: EPA 300.0 Rev 2.1 1993 Pace Analytical Services - Asheville								
Chloride	ND	mg/L	1.0	0.60	1		02/24/26 01:43	16887-00-6	
Fluoride	ND	mg/L	0.10	0.050	1		02/24/26 01:43	16984-48-8	
Sulfate	ND	mg/L	1.0	0.50	1		02/24/26 01:43	14808-79-8	
WC 6020B MET ICPMS	Analytical Method: EPA 6020B Preparation Method: EPA 3005A Pace Analytical Services - West Columbia								
Antimony	ND	mg/L	0.0020	0.00043	1	02/26/26 11:43	03/13/26 15:56	7440-36-0	
Arsenic	ND	mg/L	0.0020	0.00041	1	02/26/26 11:43	03/13/26 15:56	7440-38-2	
Barium	ND	mg/L	0.0050	0.00056	1	02/26/26 11:43	03/13/26 15:56	7440-39-3	
Beryllium	ND	mg/L	0.00040	0.00015	1	02/26/26 11:43	03/13/26 15:56	7440-41-7	CU
Boron	ND	mg/L	0.040	0.0073	1	02/26/26 11:43	03/19/26 23:43	7440-42-8	
Cadmium	ND	mg/L	0.00050	0.00010	1	02/26/26 11:43	03/13/26 15:56	7440-43-9	
Calcium	ND	mg/L	0.40	0.10	1	02/26/26 11:43	03/13/26 15:56	7440-70-2	
Chromium	ND	mg/L	0.0050	0.00024	1	02/26/26 11:43	03/13/26 15:56	7440-47-3	
Cobalt	ND	mg/L	0.0050	0.00012	1	02/26/26 11:43	03/13/26 15:56	7440-48-4	
Copper	ND	mg/L	0.0050	0.00069	1	02/26/26 11:43	03/13/26 15:56	7440-50-8	
Lead	ND	mg/L	0.0010	0.00027	1	02/26/26 11:43	03/13/26 15:56	7439-92-1	
Nickel	ND	mg/L	0.0050	0.00092	1	02/26/26 11:43	03/13/26 15:56	7440-02-0	
Selenium	ND	mg/L	0.0050	0.00050	1	02/26/26 11:43	03/13/26 15:56	7782-49-2	
Silver	ND	mg/L	0.0010	0.00021	1	02/26/26 11:43	03/13/26 15:56	7440-22-4	
Thallium	ND	mg/L	0.00050	0.00017	1	02/26/26 11:43	03/13/26 15:56	7440-28-0	
Vanadium	ND	mg/L	0.0050	0.0011	1	02/26/26 11:43	03/13/26 15:56	7440-62-2	
Zinc	ND	mg/L	0.010	0.0014	1	02/26/26 11:43	03/19/26 23:43	7440-66-6	
WCOL 7470 Mercury	Analytical Method: EPA 7470A Preparation Method: EPA 7470A Pace Analytical Services - West Columbia								
Mercury	ND	mg/L	0.00020	0.000091	1	03/04/26 14:04	03/04/26 17:30	7439-97-6	

REPORT OF LABORATORY ANALYSIS

This report shall not be reproduced, except in full,
without the written consent of Pace Analytical Services, LLC.

Pace Analytical Services, LLC
9800 Kincey Ave. Suite 100
Huntersville, NC 28078
(704)875-9092

ANALYTICAL RESULTS

Project: Bowen LF Cells 1&2
Pace Project No.: 92845506

Sample: BOW-LF1-2-FB-10 **Lab ID: 92845506029** Collected: 02/19/26 16:06 Received: 02/20/26 15:05 Matrix: Water

Parameters	Results	Units	Report Limit	MDL	DF	Prepared	Analyzed	CAS No.	Qual
2540C Total Dissolved Solids	Analytical Method: SM 2540C-2020 Pace Analytical Services - Asheville								
Total Dissolved Solids	ND	mg/L	25.0	25.0	1		02/25/26 14:51		
300.0 IC Anions 28 Days	Analytical Method: EPA 300.0 Rev 2.1 1993 Pace Analytical Services - Asheville								
Chloride	ND	mg/L	1.0	0.60	1		02/24/26 01:58	16887-00-6	
Fluoride	ND	mg/L	0.10	0.050	1		02/24/26 01:58	16984-48-8	
Sulfate	ND	mg/L	1.0	0.50	1		02/24/26 01:58	14808-79-8	
WC 6020B MET ICPMS	Analytical Method: EPA 6020B Preparation Method: EPA 3005A Pace Analytical Services - West Columbia								
Antimony	ND	mg/L	0.0020	0.00043	1	02/26/26 11:43	03/13/26 16:00	7440-36-0	
Arsenic	ND	mg/L	0.0020	0.00041	1	02/26/26 11:43	03/13/26 16:00	7440-38-2	
Barium	ND	mg/L	0.0050	0.00056	1	02/26/26 11:43	03/13/26 16:00	7440-39-3	
Beryllium	ND	mg/L	0.00040	0.00015	1	02/26/26 11:43	03/13/26 16:00	7440-41-7	CU
Boron	ND	mg/L	0.040	0.0073	1	02/26/26 11:43	03/19/26 23:52	7440-42-8	
Cadmium	ND	mg/L	0.00050	0.00010	1	02/26/26 11:43	03/13/26 16:00	7440-43-9	
Calcium	ND	mg/L	0.40	0.10	1	02/26/26 11:43	03/13/26 16:00	7440-70-2	
Chromium	ND	mg/L	0.0050	0.00024	1	02/26/26 11:43	03/13/26 16:00	7440-47-3	
Cobalt	ND	mg/L	0.0050	0.00012	1	02/26/26 11:43	03/13/26 16:00	7440-48-4	
Copper	ND	mg/L	0.0050	0.00069	1	02/26/26 11:43	03/13/26 16:00	7440-50-8	
Lead	ND	mg/L	0.0010	0.00027	1	02/26/26 11:43	03/13/26 16:00	7439-92-1	
Nickel	ND	mg/L	0.0050	0.00092	1	02/26/26 11:43	03/13/26 16:00	7440-02-0	
Selenium	ND	mg/L	0.0050	0.00050	1	02/26/26 11:43	03/13/26 16:00	7782-49-2	
Silver	ND	mg/L	0.0010	0.00021	1	02/26/26 11:43	03/13/26 16:00	7440-22-4	
Thallium	ND	mg/L	0.00050	0.00017	1	02/26/26 11:43	03/13/26 16:00	7440-28-0	
Vanadium	ND	mg/L	0.0050	0.0011	1	02/26/26 11:43	03/13/26 16:00	7440-62-2	
Zinc	ND	mg/L	0.010	0.0014	1	02/26/26 11:43	03/19/26 23:52	7440-66-6	
WCOL 7470 Mercury	Analytical Method: EPA 7470A Preparation Method: EPA 7470A Pace Analytical Services - West Columbia								
Mercury	ND	mg/L	0.00020	0.000091	1	02/25/26 15:18	02/25/26 20:13	7439-97-6	

REPORT OF LABORATORY ANALYSIS

This report shall not be reproduced, except in full,
without the written consent of Pace Analytical Services, LLC.

Pace Analytical Services, LLC
9800 Kincey Ave. Suite 100
Huntersville, NC 28078
(704)875-9092

ANALYTICAL RESULTS

Project: Bowen LF Cells 1&2
Pace Project No.: 92845506

Sample: BOW-LF1-2-EB-09 **Lab ID: 92845506030** Collected: 02/17/26 16:08 Received: 02/20/26 15:05 Matrix: Water

Parameters	Results	Units	Report Limit	MDL	DF	Prepared	Analyzed	CAS No.	Qual
2540C Total Dissolved Solids	Analytical Method: SM 2540C-2020 Pace Analytical Services - Asheville								
Total Dissolved Solids	ND	mg/L	25.0	25.0	1		02/24/26 02:56		
300.0 IC Anions 28 Days	Analytical Method: EPA 300.0 Rev 2.1 1993 Pace Analytical Services - Asheville								
Chloride	ND	mg/L	1.0	0.60	1		02/24/26 02:13	16887-00-6	
Fluoride	ND	mg/L	0.10	0.050	1		02/24/26 02:13	16984-48-8	
Sulfate	ND	mg/L	1.0	0.50	1		02/24/26 02:13	14808-79-8	
WC 6020B MET ICPMS	Analytical Method: EPA 6020B Preparation Method: EPA 3005A Pace Analytical Services - West Columbia								
Antimony	ND	mg/L	0.0020	0.00043	1	02/26/26 11:43	03/13/26 16:05	7440-36-0	
Arsenic	ND	mg/L	0.0020	0.00041	1	02/26/26 11:43	03/13/26 16:05	7440-38-2	
Barium	ND	mg/L	0.0050	0.00056	1	02/26/26 11:43	03/13/26 16:05	7440-39-3	
Beryllium	ND	mg/L	0.00040	0.00015	1	02/26/26 11:43	03/13/26 16:05	7440-41-7	CU
Boron	ND	mg/L	0.040	0.0073	1	02/26/26 11:43	03/20/26 00:00	7440-42-8	
Cadmium	ND	mg/L	0.00050	0.00010	1	02/26/26 11:43	03/13/26 16:05	7440-43-9	
Calcium	ND	mg/L	0.40	0.10	1	02/26/26 11:43	03/13/26 16:05	7440-70-2	
Chromium	ND	mg/L	0.0050	0.00024	1	02/26/26 11:43	03/13/26 16:05	7440-47-3	
Cobalt	ND	mg/L	0.0050	0.00012	1	02/26/26 11:43	03/13/26 16:05	7440-48-4	
Copper	ND	mg/L	0.0050	0.00069	1	02/26/26 11:43	03/13/26 16:05	7440-50-8	
Lead	ND	mg/L	0.0010	0.00027	1	02/26/26 11:43	03/13/26 16:05	7439-92-1	
Nickel	ND	mg/L	0.0050	0.00092	1	02/26/26 11:43	03/13/26 16:05	7440-02-0	
Selenium	ND	mg/L	0.0050	0.00050	1	02/26/26 11:43	03/13/26 16:05	7782-49-2	
Silver	ND	mg/L	0.0010	0.00021	1	02/26/26 11:43	03/13/26 16:05	7440-22-4	
Thallium	ND	mg/L	0.00050	0.00017	1	02/26/26 11:43	03/13/26 16:05	7440-28-0	
Vanadium	ND	mg/L	0.0050	0.0011	1	02/26/26 11:43	03/13/26 16:05	7440-62-2	
Zinc	ND	mg/L	0.010	0.0014	1	02/26/26 11:43	03/20/26 00:00	7440-66-6	
WCOL 7470 Mercury	Analytical Method: EPA 7470A Preparation Method: EPA 7470A Pace Analytical Services - West Columbia								
Mercury	ND	mg/L	0.00020	0.000091	1	02/25/26 15:18	02/25/26 20:15	7439-97-6	

REPORT OF LABORATORY ANALYSIS

This report shall not be reproduced, except in full,
without the written consent of Pace Analytical Services, LLC.

Pace Analytical Services, LLC
9800 Kincey Ave. Suite 100
Huntersville, NC 28078
(704)875-9092

ANALYTICAL RESULTS

Project: Bowen LF Cells 1&2
Pace Project No.: 92845506

Sample: BOW-LF1-2-EB-10 **Lab ID: 92845506031** Collected: 02/19/26 16:13 Received: 02/20/26 15:05 Matrix: Water

Parameters	Results	Units	Report Limit	MDL	DF	Prepared	Analyzed	CAS No.	Qual
2540C Total Dissolved Solids	Analytical Method: SM 2540C-2020 Pace Analytical Services - Asheville								
Total Dissolved Solids	ND	mg/L	25.0	25.0	1		02/25/26 14:51		
300.0 IC Anions 28 Days	Analytical Method: EPA 300.0 Rev 2.1 1993 Pace Analytical Services - Asheville								
Chloride	ND	mg/L	1.0	0.60	1		02/24/26 02:28	16887-00-6	
Fluoride	ND	mg/L	0.10	0.050	1		02/24/26 02:28	16984-48-8	
Sulfate	ND	mg/L	1.0	0.50	1		02/24/26 02:28	14808-79-8	
WC 6020B MET ICPMS	Analytical Method: EPA 6020B Preparation Method: EPA 3005A Pace Analytical Services - West Columbia								
Antimony	ND	mg/L	0.0020	0.00043	1	02/26/26 11:43	03/13/26 16:09	7440-36-0	
Arsenic	ND	mg/L	0.0020	0.00041	1	02/26/26 11:43	03/13/26 16:09	7440-38-2	
Barium	ND	mg/L	0.0050	0.00056	1	02/26/26 11:43	03/13/26 16:09	7440-39-3	
Beryllium	ND	mg/L	0.00040	0.00015	1	02/26/26 11:43	03/13/26 16:09	7440-41-7	CU
Boron	ND	mg/L	0.040	0.0073	1	02/26/26 11:43	03/20/26 00:09	7440-42-8	
Cadmium	ND	mg/L	0.00050	0.00010	1	02/26/26 11:43	03/13/26 16:09	7440-43-9	
Calcium	ND	mg/L	0.40	0.10	1	02/26/26 11:43	03/13/26 16:09	7440-70-2	
Chromium	ND	mg/L	0.0050	0.00024	1	02/26/26 11:43	03/13/26 16:09	7440-47-3	
Cobalt	ND	mg/L	0.0050	0.00012	1	02/26/26 11:43	03/13/26 16:09	7440-48-4	
Copper	ND	mg/L	0.0050	0.00069	1	02/26/26 11:43	03/13/26 16:09	7440-50-8	
Lead	ND	mg/L	0.0010	0.00027	1	02/26/26 11:43	03/13/26 16:09	7439-92-1	
Nickel	ND	mg/L	0.0050	0.00092	1	02/26/26 11:43	03/13/26 16:09	7440-02-0	
Selenium	ND	mg/L	0.0050	0.00050	1	02/26/26 11:43	03/13/26 16:09	7782-49-2	
Silver	ND	mg/L	0.0010	0.00021	1	02/26/26 11:43	03/13/26 16:09	7440-22-4	
Thallium	ND	mg/L	0.00050	0.00017	1	02/26/26 11:43	03/13/26 16:09	7440-28-0	
Vanadium	ND	mg/L	0.0050	0.0011	1	02/26/26 11:43	03/13/26 16:09	7440-62-2	
Zinc	**0.0023J**	mg/L	0.010	0.0014	1	02/26/26 11:43	03/20/26 00:09	7440-66-6	
WCOL 7470 Mercury	Analytical Method: EPA 7470A Preparation Method: EPA 7470A Pace Analytical Services - West Columbia								
Mercury	ND	mg/L	0.00020	0.000091	1	02/25/26 15:18	02/25/26 20:18	7439-97-6	

REPORT OF LABORATORY ANALYSIS

This report shall not be reproduced, except in full,
without the written consent of Pace Analytical Services, LLC.

Pace Analytical Services, LLC
9800 Kincey Ave. Suite 100
Huntersville, NC 28078
(704)875-9092

ANALYTICAL RESULTS

Project: Bowen LF Cells 1&2
Pace Project No.: 92845506

Sample: BOW-GWC-14Z **Lab ID: 92845506032** Collected: 02/24/26 11:27 Received: 02/25/26 10:45 Matrix: Water

Parameters	Results	Units	Report Limit	MDL	DF	Prepared	Analyzed	CAS No.	Qual
2320B Alkalinity	Analytical Method: SM 2320B-2021 Pace Analytical Services - Asheville								
Alkalinity,Bicarbonate (CaCO3)	**43.1**	mg/L	5.0	5.0	1		03/04/26 23:59		
Alkalinity,Carbonate (CaCO3)	ND	mg/L	5.0	5.0	1		03/04/26 23:59		
Alkalinity, Total as CaCO3	**43.1**	mg/L	5.0	5.0	1		03/04/26 23:59		
2540C Total Dissolved Solids	Analytical Method: SM 2540C-2020 Pace Analytical Services - Asheville								
Total Dissolved Solids	**73.0**	mg/L	25.0	25.0	1		03/01/26 10:15		
300.0 IC Anions 28 Days	Analytical Method: EPA 300.0 Rev 2.1 1993 Pace Analytical Services - Asheville								
Chloride	**3.8**	mg/L	1.0	0.60	1		02/26/26 07:01	16887-00-6	
Fluoride	ND	mg/L	0.10	0.050	1		02/26/26 07:01	16984-48-8	
Sulfate	**5.5**	mg/L	1.0	0.50	1		02/26/26 07:01	14808-79-8	
WC 6020B MET ICPMS	Analytical Method: EPA 6020B Preparation Method: EPA 3005A Pace Analytical Services - West Columbia								
Antimony	ND	mg/L	0.0020	0.00043	1	02/27/26 04:21	03/13/26 11:07	7440-36-0	
Arsenic	ND	mg/L	0.0020	0.00041	1	02/27/26 04:21	03/13/26 11:07	7440-38-2	
Barium	**0.014**	mg/L	0.0050	0.00056	1	02/27/26 04:21	03/13/26 11:07	7440-39-3	
Beryllium	ND	mg/L	0.00040	0.00015	1	02/27/26 04:21	03/13/26 11:07	7440-41-7	
Boron	ND	mg/L	0.040	0.0073	1	02/27/26 04:21	03/27/26 23:30	7440-42-8	
Cadmium	ND	mg/L	0.00050	0.00010	1	02/27/26 04:21	03/13/26 11:07	7440-43-9	
Calcium	**12.5**	mg/L	0.40	0.10	1	02/27/26 04:21	03/13/26 11:07	7440-70-2	
Chromium	**0.00024J**	mg/L	0.0050	0.00024	1	02/27/26 04:21	03/13/26 11:07	7440-47-3	
Cobalt	ND	mg/L	0.0050	0.00012	1	02/27/26 04:21	03/13/26 11:07	7440-48-4	
Copper	ND	mg/L	0.0050	0.00069	1	02/27/26 04:21	03/13/26 11:07	7440-50-8	
Iron	ND	mg/L	0.040	0.016	1	02/27/26 04:21	03/13/26 11:07	7439-89-6	
Lead	ND	mg/L	0.0010	0.00027	1	02/27/26 04:21	03/13/26 11:07	7439-92-1	
Magnesium	**5.5**	mg/L	0.050	0.024	1	02/27/26 04:21	03/13/26 11:07	7439-95-4	M1
Manganese	**0.0067**	mg/L	0.0050	0.0013	1	02/27/26 04:21	03/13/26 11:07	7439-96-5	
Nickel	ND	mg/L	0.0050	0.00092	1	02/27/26 04:21	03/13/26 11:07	7440-02-0	
Potassium	**1.3**	mg/L	0.40	0.13	1	02/27/26 04:21	03/13/26 11:07	7440-09-7	
Selenium	ND	mg/L	0.0050	0.00050	1	02/27/26 04:21	03/13/26 11:07	7782-49-2	
Silver	ND	mg/L	0.0010	0.00021	1	02/27/26 04:21	03/13/26 11:07	7440-22-4	
Sodium	**2.3**	mg/L	0.40	0.083	1	02/27/26 04:21	03/13/26 11:07	7440-23-5	
Thallium	ND	mg/L	0.00050	0.00017	1	02/27/26 04:21	03/13/26 11:07	7440-28-0	
Vanadium	ND	mg/L	0.0050	0.0011	1	02/27/26 04:21	03/13/26 11:07	7440-62-2	
Zinc	ND	mg/L	0.010	0.0014	1	02/27/26 04:21	03/13/26 11:07	7440-66-6	
WCOL 7470 Mercury	Analytical Method: EPA 7470A Preparation Method: EPA 7470A Pace Analytical Services - West Columbia								
Mercury	ND	mg/L	0.00020	0.000091	1	02/27/26 15:25	02/27/26 21:02	7439-97-6	

REPORT OF LABORATORY ANALYSIS

This report shall not be reproduced, except in full,
without the written consent of Pace Analytical Services, LLC.

Pace Analytical Services, LLC
9800 Kincey Ave. Suite 100
Huntersville, NC 28078
(704)875-9092

ANALYTICAL RESULTS

Project: Bowen LF Cells 1&2
Pace Project No.: 92845506

Sample: BOW-GWC-15R **Lab ID: 92845506033** Collected: 02/24/26 12:31 Received: 02/25/26 10:45 Matrix: Water

Parameters	Results	Units	Report Limit	MDL	DF	Prepared	Analyzed	CAS No.	Qual
2320B Alkalinity	Analytical Method: SM 2320B-2021 Pace Analytical Services - Asheville								
Alkalinity,Bicarbonate (CaCO3)	**131**	mg/L	5.0	5.0	1		03/05/26 00:05		
Alkalinity,Carbonate (CaCO3)	ND	mg/L	5.0	5.0	1		03/05/26 00:05		
Alkalinity, Total as CaCO3	**131**	mg/L	5.0	5.0	1		03/05/26 00:05		
2540C Total Dissolved Solids	Analytical Method: SM 2540C-2020 Pace Analytical Services - Asheville								
Total Dissolved Solids	**134**	mg/L	25.0	25.0	1		03/01/26 10:15		
300.0 IC Anions 28 Days	Analytical Method: EPA 300.0 Rev 2.1 1993 Pace Analytical Services - Asheville								
Chloride	**0.89J**	mg/L	1.0	0.60	1		02/26/26 07:16	16887-00-6	
Fluoride	ND	mg/L	0.10	0.050	1		02/26/26 07:16	16984-48-8	
Sulfate	**1.6**	mg/L	1.0	0.50	1		02/26/26 07:16	14808-79-8	
WC 6020B MET ICPMS	Analytical Method: EPA 6020B Preparation Method: EPA 3005A Pace Analytical Services - West Columbia								
Antimony	**0.0015J**	mg/L	0.0020	0.00043	1	02/27/26 04:21	03/13/26 11:22	7440-36-0	B
Arsenic	**0.00062J**	mg/L	0.0020	0.00041	1	02/27/26 04:21	03/13/26 11:22	7440-38-2	
Barium	**0.013**	mg/L	0.0050	0.00056	1	02/27/26 04:21	03/13/26 11:22	7440-39-3	
Beryllium	ND	mg/L	0.00040	0.00015	1	02/27/26 04:21	03/13/26 11:22	7440-41-7	
Boron	ND	mg/L	0.040	0.0073	1	02/27/26 04:21	03/27/26 23:58	7440-42-8	
Cadmium	ND	mg/L	0.00050	0.00010	1	02/27/26 04:21	03/13/26 11:22	7440-43-9	
Calcium	**30.4**	mg/L	0.40	0.10	1	02/27/26 04:21	03/13/26 11:22	7440-70-2	
Chromium	**0.00055J**	mg/L	0.0050	0.00024	1	02/27/26 04:21	03/13/26 11:22	7440-47-3	
Cobalt	ND	mg/L	0.0050	0.00012	1	02/27/26 04:21	03/13/26 11:22	7440-48-4	
Copper	ND	mg/L	0.0050	0.00069	1	02/27/26 04:21	03/13/26 11:22	7440-50-8	
Iron	**0.077**	mg/L	0.040	0.016	1	02/27/26 04:21	03/13/26 11:22	7439-89-6	
Lead	ND	mg/L	0.0010	0.00027	1	02/27/26 04:21	03/13/26 11:22	7439-92-1	
Magnesium	**15.0**	mg/L	0.050	0.024	1	02/27/26 04:21	03/13/26 11:22	7439-95-4	
Manganese	ND	mg/L	0.0050	0.0013	1	02/27/26 04:21	03/13/26 11:22	7439-96-5	
Nickel	ND	mg/L	0.0050	0.00092	1	02/27/26 04:21	03/13/26 11:22	7440-02-0	
Potassium	**0.90**	mg/L	0.40	0.13	1	02/27/26 04:21	03/13/26 11:22	7440-09-7	
Selenium	ND	mg/L	0.0050	0.00050	1	02/27/26 04:21	03/13/26 11:22	7782-49-2	
Silver	ND	mg/L	0.0010	0.00021	1	02/27/26 04:21	03/13/26 11:22	7440-22-4	
Sodium	**1.2**	mg/L	0.40	0.083	1	02/27/26 04:21	03/13/26 11:22	7440-23-5	
Thallium	ND	mg/L	0.00050	0.00017	1	02/27/26 04:21	03/13/26 11:22	7440-28-0	
Vanadium	ND	mg/L	0.0050	0.0011	1	02/27/26 04:21	03/13/26 11:22	7440-62-2	
Zinc	**0.0014J**	mg/L	0.010	0.0014	1	02/27/26 04:21	03/13/26 11:22	7440-66-6	
WCOL 7470 Mercury	Analytical Method: EPA 7470A Preparation Method: EPA 7470A Pace Analytical Services - West Columbia								
Mercury	ND	mg/L	0.00020	0.000091	1	02/27/26 15:25	02/27/26 21:04	7439-97-6	

REPORT OF LABORATORY ANALYSIS

This report shall not be reproduced, except in full,
without the written consent of Pace Analytical Services, LLC.

Pace Analytical Services, LLC
9800 Kincey Ave. Suite 100
Huntersville, NC 28078
(704)875-9092

ANALYTICAL RESULTS

Project: Bowen LF Cells 1&2
Pace Project No.: 92845506

Sample: BOW-GWC-15Z **Lab ID: 92845506034** Collected: 02/24/26 14:36 Received: 02/25/26 10:45 Matrix: Water

Parameters	Results	Units	Report Limit	MDL	DF	Prepared	Analyzed	CAS No.	Qual
2320B Alkalinity	Analytical Method: SM 2320B-2021 Pace Analytical Services - Asheville								
Alkalinity,Bicarbonate (CaCO3)	**124**	mg/L	5.0	5.0	1		03/05/26 00:14		
Alkalinity,Carbonate (CaCO3)	ND	mg/L	5.0	5.0	1		03/05/26 00:14		
Alkalinity, Total as CaCO3	**124**	mg/L	5.0	5.0	1		03/05/26 00:14		
2540C Total Dissolved Solids	Analytical Method: SM 2540C-2020 Pace Analytical Services - Asheville								
Total Dissolved Solids	**127**	mg/L	25.0	25.0	1		03/01/26 10:15		
300.0 IC Anions 28 Days	Analytical Method: EPA 300.0 Rev 2.1 1993 Pace Analytical Services - Asheville								
Chloride	**0.84J**	mg/L	1.0	0.60	1		02/26/26 07:32	16887-00-6	
Fluoride	ND	mg/L	0.10	0.050	1		02/26/26 07:32	16984-48-8	
Sulfate	**0.68J**	mg/L	1.0	0.50	1		02/26/26 07:32	14808-79-8	
WC 6020B MET ICPMS	Analytical Method: EPA 6020B Preparation Method: EPA 3005A Pace Analytical Services - West Columbia								
Antimony	ND	mg/L	0.0020	0.00043	1	02/27/26 04:21	03/13/26 11:32	7440-36-0	
Arsenic	ND	mg/L	0.0020	0.00041	1	02/27/26 04:21	03/13/26 11:32	7440-38-2	
Barium	**0.011**	mg/L	0.0050	0.00056	1	02/27/26 04:21	03/13/26 11:32	7440-39-3	
Beryllium	ND	mg/L	0.00040	0.00015	1	02/27/26 04:21	03/13/26 11:32	7440-41-7	
Boron	ND	mg/L	0.040	0.0073	1	02/27/26 04:21	03/28/26 00:26	7440-42-8	
Cadmium	ND	mg/L	0.00050	0.00010	1	02/27/26 04:21	03/13/26 11:32	7440-43-9	
Calcium	**27.2**	mg/L	0.40	0.10	1	02/27/26 04:21	03/13/26 11:32	7440-70-2	
Chromium	**0.00063J**	mg/L	0.0050	0.00024	1	02/27/26 04:21	03/13/26 11:32	7440-47-3	
Cobalt	ND	mg/L	0.0050	0.00012	1	02/27/26 04:21	03/13/26 11:32	7440-48-4	
Copper	ND	mg/L	0.0050	0.00069	1	02/27/26 04:21	03/13/26 11:32	7440-50-8	
Iron	**0.033J**	mg/L	0.040	0.016	1	02/27/26 04:21	03/13/26 11:32	7439-89-6	
Lead	ND	mg/L	0.0010	0.00027	1	02/27/26 04:21	03/13/26 11:32	7439-92-1	
Magnesium	**14.5**	mg/L	0.050	0.024	1	02/27/26 04:21	03/13/26 11:32	7439-95-4	
Manganese	ND	mg/L	0.0050	0.0013	1	02/27/26 04:21	03/13/26 11:32	7439-96-5	
Nickel	ND	mg/L	0.0050	0.00092	1	02/27/26 04:21	03/13/26 11:32	7440-02-0	
Potassium	**1.0**	mg/L	0.40	0.13	1	02/27/26 04:21	03/13/26 11:32	7440-09-7	
Selenium	ND	mg/L	0.0050	0.00050	1	02/27/26 04:21	03/13/26 11:32	7782-49-2	
Silver	ND	mg/L	0.0010	0.00021	1	02/27/26 04:21	03/13/26 11:32	7440-22-4	
Sodium	**2.0**	mg/L	0.40	0.083	1	02/27/26 04:21	03/13/26 11:32	7440-23-5	
Thallium	ND	mg/L	0.00050	0.00017	1	02/27/26 04:21	03/13/26 11:32	7440-28-0	
Vanadium	ND	mg/L	0.0050	0.0011	1	02/27/26 04:21	03/13/26 11:32	7440-62-2	
Zinc	ND	mg/L	0.010	0.0014	1	02/27/26 04:21	03/13/26 11:32	7440-66-6	
WCOL 7470 Mercury	Analytical Method: EPA 7470A Preparation Method: EPA 7470A Pace Analytical Services - West Columbia								
Mercury	ND	mg/L	0.00020	0.000091	1	02/27/26 15:25	02/27/26 21:07	7439-97-6	

REPORT OF LABORATORY ANALYSIS

This report shall not be reproduced, except in full,
without the written consent of Pace Analytical Services, LLC.

Pace Analytical Services, LLC
9800 Kincey Ave. Suite 100
Huntersville, NC 28078
(704)875-9092

QUALITY CONTROL DATA

Project: Bowen LF Cells 1&2
Pace Project No.: 92845506

QC Batch: 993999
QC Batch Method: SM 2320B-2021
Analysis Method: SM 2320B-2021
Analysis Description: 2320B Alkalinity
Laboratory: Pace Analytical Services - Asheville
Associated Lab Samples: 92845506012, 92845506014, 92845506015

METHOD BLANK: 5110023 Matrix: Water
Associated Lab Samples: 92845506012, 92845506014, 92845506015

Parameter	Units	Blank Result	Reporting Limit	MDL	Analyzed	Qualifiers
Alkalinity, Total as CaCO3	mg/L	ND	5.0	5.0	03/03/26 14:35	
Alkalinity,Bicarbonate (CaCO3)	mg/L	ND	5.0	5.0	03/03/26 14:35	
Alkalinity,Carbonate (CaCO3)	mg/L	ND	5.0	5.0	03/03/26 14:35	

LABORATORY CONTROL SAMPLE: 5110024

Parameter	Units	Spike Conc.	LCS Result	LCS % Rec	% Rec Limits	Qualifiers
Alkalinity, Total as CaCO3	mg/L	50	52.3	105	80-120	

LABORATORY CONTROL SAMPLE: 5110025

Parameter	Units	Spike Conc.	LCS Result	LCS % Rec	% Rec Limits	Qualifiers
Alkalinity, Total as CaCO3	mg/L	50	52.3	105	80-120	

MATRIX SPIKE & MATRIX SPIKE DUPLICATE: 5110026 5110027

Parameter	Units	92844675002 Result	MS Spike Conc.	MSD Spike Conc.	MS Result	MSD Result	MS % Rec	MSD % Rec	% Rec Limits	RPD	Max RPD	Qual
Alkalinity, Total as CaCO3	mg/L	186	50	50	237	243	102	115	80-120	3	25	

MATRIX SPIKE & MATRIX SPIKE DUPLICATE: 5110028 5110029

Parameter	Units	92844695001 Result	MS Spike Conc.	MSD Spike Conc.	MS Result	MSD Result	MS % Rec	MSD % Rec	% Rec Limits	RPD	Max RPD	Qual
Alkalinity, Total as CaCO3	mg/L	45.8	50	50	98.2	99.0	105	106	80-120	1	25	

Results presented on this page are in the units indicated by the "Units" column except where an alternate unit is presented to the right of the result.

REPORT OF LABORATORY ANALYSIS

This report shall not be reproduced, except in full,
without the written consent of Pace Analytical Services, LLC.

Pace Analytical Services, LLC
9800 Kincey Ave. Suite 100
Huntersville, NC 28078
(704)875-9092

QUALITY CONTROL DATA

Project: Bowen LF Cells 1&2
Pace Project No.: 92845506

QC Batch: 994338 | Analysis Method: SM 2320B-2021
QC Batch Method: SM 2320B-2021 | Analysis Description: 2320B Alkalinity
Laboratory: Pace Analytical Services - Asheville
Associated Lab Samples: 92845506009, 92845506010, 92845506011, 92845506013, 92845506020

METHOD BLANK: 5111282 Matrix: Water
Associated Lab Samples: 92845506009, 92845506010, 92845506011, 92845506013, 92845506020

Parameter	Units	Blank Result	Reporting Limit	MDL	Analyzed	Qualifiers
Alkalinity, Total as CaCO3	mg/L	ND	5.0	5.0	03/04/26 13:38	
Alkalinity,Bicarbonate (CaCO3)	mg/L	ND	5.0	5.0	03/04/26 13:38	
Alkalinity,Carbonate (CaCO3)	mg/L	ND	5.0	5.0	03/04/26 13:38	

LABORATORY CONTROL SAMPLE: 5111283

Parameter	Units	Spike Conc.	LCS Result	LCS % Rec	% Rec Limits	Qualifiers
Alkalinity, Total as CaCO3	mg/L	50	51.9	104	80-120	

LABORATORY CONTROL SAMPLE: 5111284

Parameter	Units	Spike Conc.	LCS Result	LCS % Rec	% Rec Limits	Qualifiers
Alkalinity, Total as CaCO3	mg/L	50	52.9	106	80-120	

MATRIX SPIKE & MATRIX SPIKE DUPLICATE: 5111285 5111286

Parameter	Units	92845334004 Result	MS Spike Conc.	MSD Spike Conc.	MS Result	MSD Result	MS % Rec	MSD % Rec	% Rec Limits	RPD	Max RPD	Qual
Alkalinity, Total as CaCO3	mg/L	104	50	50	150	158	91	107	80-120	5	25	

MATRIX SPIKE & MATRIX SPIKE DUPLICATE: 5111287 5111288

Parameter	Units	92845334005 Result	MS Spike Conc.	MSD Spike Conc.	MS Result	MSD Result	MS % Rec	MSD % Rec	% Rec Limits	RPD	Max RPD	Qual
Alkalinity, Total as CaCO3	mg/L	119	50	50	168	169	99	100	80-120	0	25	

Results presented on this page are in the units indicated by the "Units" column except where an alternate unit is presented to the right of the result.

REPORT OF LABORATORY ANALYSIS

This report shall not be reproduced, except in full,
without the written consent of Pace Analytical Services, LLC.

Pace Analytical Services, LLC
9800 Kincey Ave. Suite 100
Huntersville, NC 28078
(704)875-9092

QUALITY CONTROL DATA

Project: Bowen LF Cells 1&2
Pace Project No.: 92845506

QC Batch: 994339
QC Batch Method: SM 2320B-2021
Analysis Method: SM 2320B-2021
Analysis Description: 2320B Alkalinity
Laboratory: Pace Analytical Services - Asheville
Associated Lab Samples: 92845506024

METHOD BLANK: 5111289 Matrix: Water
Associated Lab Samples: 92845506024

Parameter	Units	Blank Result	Reporting Limit	MDL	Analyzed	Qualifiers
Alkalinity, Total as CaCO3	mg/L	ND	5.0	5.0	03/04/26 17:01	
Alkalinity,Bicarbonate (CaCO3)	mg/L	ND	5.0	5.0	03/04/26 17:01	
Alkalinity,Carbonate (CaCO3)	mg/L	ND	5.0	5.0	03/04/26 17:01	

LABORATORY CONTROL SAMPLE: 5111290

Parameter	Units	Spike Conc.	LCS Result	LCS % Rec	% Rec Limits	Qualifiers
Alkalinity, Total as CaCO3	mg/L	50	51.8	104	80-120	

LABORATORY CONTROL SAMPLE: 5111291

Parameter	Units	Spike Conc.	LCS Result	LCS % Rec	% Rec Limits	Qualifiers
Alkalinity, Total as CaCO3	mg/L	50	51.0	102	80-120	

MATRIX SPIKE & MATRIX SPIKE DUPLICATE: 5111292 5111293

Parameter	Units	92845506024 Result	MS Spike Conc.	MSD Spike Conc.	MS Result	MSD Result	MS % Rec	MSD % Rec	% Rec Limits	RPD	Max RPD	Qual
Alkalinity, Total as CaCO3	mg/L	47.0	50	50	98.9	96.5	104	99	80-120	2	25	

MATRIX SPIKE & MATRIX SPIKE DUPLICATE: 5111294 5111295

Parameter	Units	92845256001 Result	MS Spike Conc.	MSD Spike Conc.	MS Result	MSD Result	MS % Rec	MSD % Rec	% Rec Limits	RPD	Max RPD	Qual
Alkalinity, Total as CaCO3	mg/L	388	50	50	436	436	95	94	80-120	0	25	

Results presented on this page are in the units indicated by the "Units" column except where an alternate unit is presented to the right of the result.

REPORT OF LABORATORY ANALYSIS

This report shall not be reproduced, except in full,
without the written consent of Pace Analytical Services, LLC.

Pace Analytical Services, LLC
9800 Kincey Ave. Suite 100
Huntersville, NC 28078
(704)875-9092

QUALITY CONTROL DATA

Project: Bowen LF Cells 1&2
Pace Project No.: 92845506

QC Batch: 994342
QC Batch Method: SM 2320B-2021
Analysis Method: SM 2320B-2021
Analysis Description: 2320B Alkalinity
Laboratory: Pace Analytical Services - Asheville
Associated Lab Samples: 92845506016, 92845506017, 92845506018, 92845506019, 92845506021, 92845506022, 92845506023, 92845506025

METHOD BLANK: 5111306 Matrix: Water
Associated Lab Samples: 92845506016, 92845506017, 92845506018, 92845506019, 92845506021, 92845506022, 92845506023, 92845506025

Parameter	Units	Blank Result	Reporting Limit	MDL	Analyzed	Qualifiers
Alkalinity, Total as CaCO3	mg/L	ND	5.0	5.0	03/04/26 09:56	
Alkalinity,Bicarbonate (CaCO3)	mg/L	ND	5.0	5.0	03/04/26 09:56	
Alkalinity,Carbonate (CaCO3)	mg/L	ND	5.0	5.0	03/04/26 09:56	

LABORATORY CONTROL SAMPLE: 5111307

Parameter	Units	Spike Conc.	LCS Result	LCS % Rec	% Rec Limits	Qualifiers
Alkalinity, Total as CaCO3	mg/L	50	51.6	103	80-120	

LABORATORY CONTROL SAMPLE: 5111308

Parameter	Units	Spike Conc.	LCS Result	LCS % Rec	% Rec Limits	Qualifiers
Alkalinity, Total as CaCO3	mg/L	50	51.2	102	80-120	

MATRIX SPIKE & MATRIX SPIKE DUPLICATE: 5111309 5111310

Parameter	Units	92846286001 Result	MS Spike Conc.	MSD Spike Conc.	MS Result	MSD Result	MS % Rec	MSD % Rec	% Rec Limits	RPD	Max RPD	Qual
Alkalinity, Total as CaCO3	mg/L	126	50	50	177	172	101	91	80-120	3	25	

MATRIX SPIKE & MATRIX SPIKE DUPLICATE: 5111311 5111312

Parameter	Units	92846286002 Result	MS Spike Conc.	MSD Spike Conc.	MS Result	MSD Result	MS % Rec	MSD % Rec	% Rec Limits	RPD	Max RPD	Qual
Alkalinity, Total as CaCO3	mg/L	154	50	50	205	194	102	80	80-120	6	25	

Results presented on this page are in the units indicated by the "Units" column except where an alternate unit is presented to the right of the result.

REPORT OF LABORATORY ANALYSIS

This report shall not be reproduced, except in full,
without the written consent of Pace Analytical Services, LLC.

Pace Analytical Services, LLC
9800 Kincey Ave. Suite 100
Huntersville, NC 28078
(704)875-9092

QUALITY CONTROL DATA

Project: Bowen LF Cells 1&2
Pace Project No.: 92845506

QC Batch: 994611 | Analysis Method: SM 2320B-2021
QC Batch Method: SM 2320B-2021 | Analysis Description: 2320B Alkalinity
Laboratory: Pace Analytical Services - Asheville
Associated Lab Samples: 92845506001, 92845506002, 92845506003, 92845506004, 92845506032, 92845506033, 92845506034

METHOD BLANK: 5112981 Matrix: Water
Associated Lab Samples: 92845506001, 92845506002, 92845506003, 92845506004, 92845506032, 92845506033, 92845506034

Parameter	Units	Blank Result	Reporting Limit	MDL	Analyzed	Qualifiers
Alkalinity, Total as CaCO3	mg/L	ND	5.0	5.0	03/04/26 21:21	
Alkalinity,Bicarbonate (CaCO3)	mg/L	ND	5.0	5.0	03/04/26 21:21	
Alkalinity,Carbonate (CaCO3)	mg/L	ND	5.0	5.0	03/04/26 21:21	

LABORATORY CONTROL SAMPLE: 5112982

Parameter	Units	Spike Conc.	LCS Result	LCS % Rec	% Rec Limits	Qualifiers
Alkalinity, Total as CaCO3	mg/L	50	51.4	103	80-120	

LABORATORY CONTROL SAMPLE: 5112983

Parameter	Units	Spike Conc.	LCS Result	LCS % Rec	% Rec Limits	Qualifiers
Alkalinity, Total as CaCO3	mg/L	50	51.3	103	80-120	

MATRIX SPIKE & MATRIX SPIKE DUPLICATE: 5112984 5112985

Parameter	Units	92845417003 Result	MS Spike Conc.	MSD Spike Conc.	MS Result	MSD Result	MS % Rec	MSD % Rec	% Rec Limits	RPD	Max RPD	Qual
Alkalinity, Total as CaCO3	mg/L	42.5	50	50	92.9	90.4	101	96	80-120	3	25	

MATRIX SPIKE & MATRIX SPIKE DUPLICATE: 5112986 5112987

Parameter	Units	92845417004 Result	MS Spike Conc.	MSD Spike Conc.	MS Result	MSD Result	MS % Rec	MSD % Rec	% Rec Limits	RPD	Max RPD	Qual
Alkalinity, Total as CaCO3	mg/L	43.8	50	50	93.2	91.2	99	95	80-120	2	25	

Results presented on this page are in the units indicated by the "Units" column except where an alternate unit is presented to the right of the result.

REPORT OF LABORATORY ANALYSIS

This report shall not be reproduced, except in full,
without the written consent of Pace Analytical Services, LLC.

Pace Analytical Services, LLC
9800 Kincey Ave. Suite 100
Huntersville, NC 28078
(704)875-9092

QUALITY CONTROL DATA

Project: Bowen LF Cells 1&2
Pace Project No.: 92845506

QC Batch: 992713 | Analysis Method: SM 2540C-2020
QC Batch Method: SM 2540C-2020 | Analysis Description: 2540C Total Dissolved Solids
Laboratory: Pace Analytical Services - Asheville
Associated Lab Samples: 92845506012, 92845506014, 92845506015, 92845506026, 92845506028, 92845506030

METHOD BLANK: 5102953 Matrix: Water
Associated Lab Samples: 92845506012, 92845506014, 92845506015, 92845506026, 92845506028, 92845506030

Parameter	Units	Blank Result	Reporting Limit	MDL	Analyzed	Qualifiers
Total Dissolved Solids	mg/L	ND	25.0	25.0	02/24/26 02:55	

LABORATORY CONTROL SAMPLE: 5102954

Parameter	Units	Spike Conc.	LCS Result	LCS % Rec	% Rec Limits	Qualifiers
Total Dissolved Solids	mg/L	250	244	98	90-110	

SAMPLE DUPLICATE: 5102955

Parameter	Units	92844150022 Result	Dup Result	RPD	Max RPD	Qualifiers
Total Dissolved Solids	mg/L	290	287	1	25	

SAMPLE DUPLICATE: 5102956

Parameter	Units	92844564017 Result	Dup Result	RPD	Max RPD	Qualifiers
Total Dissolved Solids	mg/L	165	169	2	25	

Results presented on this page are in the units indicated by the "Units" column except where an alternate unit is presented to the right of the result.

REPORT OF LABORATORY ANALYSIS

This report shall not be reproduced, except in full,
without the written consent of Pace Analytical Services, LLC.

Pace Analytical Services, LLC
9800 Kincey Ave. Suite 100
Huntersville, NC 28078
(704)875-9092

QUALITY CONTROL DATA

Project: Bowen LF Cells 1&2
Pace Project No.: 92845506

QC Batch: 992714 | Analysis Method: SM 2540C-2020
QC Batch Method: SM 2540C-2020 | Analysis Description: 2540C Total Dissolved Solids
Laboratory: Pace Analytical Services - Asheville
Associated Lab Samples: 92845506009, 92845506010, 92845506011, 92845506013, 92845506020, 92845506024

METHOD BLANK: 5102957 Matrix: Water
Associated Lab Samples: 92845506009, 92845506010, 92845506011, 92845506013, 92845506020, 92845506024

Parameter	Units	Blank Result	Reporting Limit	MDL	Analyzed	Qualifiers
Total Dissolved Solids	mg/L	ND	25.0	25.0	02/24/26 03:00	

LABORATORY CONTROL SAMPLE: 5102958

Parameter	Units	Spike Conc.	LCS Result	LCS % Rec	% Rec Limits	Qualifiers
Total Dissolved Solids	mg/L	250	252	101	90-110	

SAMPLE DUPLICATE: 5102959

Parameter	Units	92845342006 Result	Dup Result	RPD	Max RPD	Qualifiers
Total Dissolved Solids	mg/L	395	383	3	25	

SAMPLE DUPLICATE: 5102960

Parameter	Units	92845520008 Result	Dup Result	RPD	Max RPD	Qualifiers
Total Dissolved Solids	mg/L	97.0	85.0	13	25	

Results presented on this page are in the units indicated by the "Units" column except where an alternate unit is presented to the right of the result.

REPORT OF LABORATORY ANALYSIS

This report shall not be reproduced, except in full,
without the written consent of Pace Analytical Services, LLC.

Pace Analytical Services, LLC
9800 Kincey Ave. Suite 100
Huntersville, NC 28078
(704)875-9092

QUALITY CONTROL DATA

Project: Bowen LF Cells 1&2
Pace Project No.: 92845506

QC Batch: 992981 | Analysis Method: SM 2540C-2020
QC Batch Method: SM 2540C-2020 | Analysis Description: 2540C Total Dissolved Solids
Laboratory: Pace Analytical Services - Asheville
Associated Lab Samples: 92845506016, 92845506017, 92845506018, 92845506019, 92845506021, 92845506022, 92845506023, 92845506025, 92845506027, 92845506029, 92845506031

METHOD BLANK: 5104551 Matrix: Water
Associated Lab Samples: 92845506016, 92845506017, 92845506018, 92845506019, 92845506021, 92845506022, 92845506023, 92845506025, 92845506027, 92845506029, 92845506031

Parameter	Units	Blank Result	Reporting Limit	MDL	Analyzed	Qualifiers
Total Dissolved Solids	mg/L	ND	25.0	25.0	02/25/26 14:47	

LABORATORY CONTROL SAMPLE: 5104552

Parameter	Units	Spike Conc.	LCS Result	LCS % Rec	% Rec Limits	Qualifiers
Total Dissolved Solids	mg/L	250	232	93	90-110	

SAMPLE DUPLICATE: 5104553

Parameter	Units	92845520010 Result	Dup Result	RPD	Max RPD	Qualifiers
Total Dissolved Solids	mg/L	371	381	3	25	

SAMPLE DUPLICATE: 5104554

Parameter	Units	92845506022 Result	Dup Result	RPD	Max RPD	Qualifiers
Total Dissolved Solids	mg/L	147	158	7	25	

Results presented on this page are in the units indicated by the "Units" column except where an alternate unit is presented to the right of the result.

REPORT OF LABORATORY ANALYSIS

This report shall not be reproduced, except in full,
without the written consent of Pace Analytical Services, LLC.

Pace Analytical Services, LLC
9800 Kincey Ave. Suite 100
Huntersville, NC 28078
(704)875-9092

QUALITY CONTROL DATA

Project: Bowen LF Cells 1&2
Pace Project No.: 92845506

QC Batch: 993203 | Analysis Method: SM 2540C-2020
QC Batch Method: SM 2540C-2020 | Analysis Description: 2540C Total Dissolved Solids
Laboratory: Pace Analytical Services - Asheville
Associated Lab Samples: 92845506001, 92845506002, 92845506003, 92845506004, 92845506005, 92845506006, 92845506007

METHOD BLANK: 5105746 Matrix: Water
Associated Lab Samples: 92845506001, 92845506002, 92845506003, 92845506004, 92845506005, 92845506006, 92845506007

Parameter	Units	Blank Result	Reporting Limit	MDL	Analyzed	Qualifiers
Total Dissolved Solids	mg/L	ND	25.0	25.0	02/25/26 18:02	

LABORATORY CONTROL SAMPLE: 5105747

Parameter	Units	Spike Conc.	LCS Result	LCS % Rec	% Rec Limits	Qualifiers
Total Dissolved Solids	mg/L	250	248	99	90-110	

SAMPLE DUPLICATE: 5105748

Parameter	Units	92845402001 Result	Dup Result	RPD	Max RPD	Qualifiers
Total Dissolved Solids	mg/L	<25.0	ND		25	

SAMPLE DUPLICATE: 5105749

Parameter	Units	92845520016 Result	Dup Result	RPD	Max RPD	Qualifiers
Total Dissolved Solids	mg/L	219	214	2	25	

Results presented on this page are in the units indicated by the "Units" column except where an alternate unit is presented to the right of the result.

REPORT OF LABORATORY ANALYSIS

This report shall not be reproduced, except in full,
without the written consent of Pace Analytical Services, LLC.

Pace Analytical Services, LLC
9800 Kincey Ave. Suite 100
Huntersville, NC 28078
(704)875-9092

QUALITY CONTROL DATA

Project: Bowen LF Cells 1&2
Pace Project No.: 92845506

QC Batch: 994008
QC Batch Method: SM 2540C-2020
Analysis Method: SM 2540C-2020
Analysis Description: 2540C Total Dissolved Solids
Laboratory: Pace Analytical Services - Asheville
Associated Lab Samples: 92845506032, 92845506033, 92845506034

METHOD BLANK: 5110042 Matrix: Water
Associated Lab Samples: 92845506032, 92845506033, 92845506034

Parameter	Units	Blank Result	Reporting Limit	MDL	Analyzed	Qualifiers
Total Dissolved Solids	mg/L	ND	25.0	25.0	03/01/26 10:13	

LABORATORY CONTROL SAMPLE: 5110043

Parameter	Units	Spike Conc.	LCS Result	LCS % Rec	% Rec Limits	Qualifiers
Total Dissolved Solids	mg/L	250	244	98	90-110	

SAMPLE DUPLICATE: 5110044

Parameter	Units	92846200004 Result	Dup Result	RPD	Max RPD	Qualifiers
Total Dissolved Solids	mg/L	256	271	6	25	

SAMPLE DUPLICATE: 5110045

Parameter	Units	92845625014 Result	Dup Result	RPD	Max RPD	Qualifiers
Total Dissolved Solids	mg/L	43.0	48.0	11	25	

Results presented on this page are in the units indicated by the "Units" column except where an alternate unit is presented to the right of the result.

REPORT OF LABORATORY ANALYSIS

This report shall not be reproduced, except in full,
without the written consent of Pace Analytical Services, LLC.

Pace Analytical Services, LLC
9800 Kincey Ave. Suite 100
Huntersville, NC 28078
(704)875-9092

QUALITY CONTROL DATA

Project: Bowen LF Cells 1&2
Pace Project No.: 92845506

QC Batch: 992697
QC Batch Method: EPA 300.0 Rev 2.1 1993
Analysis Method: EPA 300.0 Rev 2.1 1993
Analysis Description: 300.0 IC Anions
Laboratory: Pace Analytical Services - Asheville
Associated Lab Samples: 92845506001, 92845506002, 92845506003, 92845506004, 92845506005, 92845506006, 92845506007, 92845506009, 92845506010

METHOD BLANK: 5102910 Matrix: Water
Associated Lab Samples: 92845506001, 92845506002, 92845506003, 92845506004, 92845506005, 92845506006, 92845506007, 92845506009, 92845506010

Parameter	Units	Blank Result	Reporting Limit	MDL	Analyzed	Qualifiers
Chloride	mg/L	ND	1.0	0.60	02/24/26 00:22	
Fluoride	mg/L	ND	0.10	0.050	02/24/26 00:22	
Sulfate	mg/L	ND	1.0	0.50	02/24/26 00:22	

LABORATORY CONTROL SAMPLE: 5102911

Parameter	Units	Spike Conc.	LCS Result	LCS % Rec	% Rec Limits	Qualifiers
Chloride	mg/L	50	51.7	103	90-110	
Fluoride	mg/L	2.5	2.5	101	90-110	
Sulfate	mg/L	50	52.1	104	90-110	

MATRIX SPIKE & MATRIX SPIKE DUPLICATE: 5102912 5102913

Parameter	Units	92845342024 Result	MS Spike Conc.	MSD Spike Conc.	MS Result	MSD Result	MS % Rec	MSD % Rec	% Rec Limits	RPD	Max RPD	Qual
Chloride	mg/L	4.2	50	50	54.2	55.2	100	102	90-110	2	10	
Fluoride	mg/L	ND	2.5	2.5	2.4	2.5	95	98	90-110	3	10	
Sulfate	mg/L	138	50	50	185	186	93	95	90-110	1	10	

MATRIX SPIKE & MATRIX SPIKE DUPLICATE: 5102914 5102915

Parameter	Units	92845520008 Result	MS Spike Conc.	MSD Spike Conc.	MS Result	MSD Result	MS % Rec	MSD % Rec	% Rec Limits	RPD	Max RPD	Qual
Chloride	mg/L	1.4	50	50	51.6	50.7	100	99	90-110	2	10	
Fluoride	mg/L	0.062J	2.5	2.5	2.8	2.8	110	108	90-110	2	10	
Sulfate	mg/L	0.92J	50	50	50.9	50.0	100	98	90-110	2	10	

Results presented on this page are in the units indicated by the "Units" column except where an alternate unit is presented to the right of the result.

REPORT OF LABORATORY ANALYSIS

This report shall not be reproduced, except in full,
without the written consent of Pace Analytical Services, LLC.

Pace Analytical Services, LLC
9800 Kincey Ave. Suite 100
Huntersville, NC 28078
(704)875-9092

QUALITY CONTROL DATA

Project: Bowen LF Cells 1&2
Pace Project No.: 92845506

QC Batch: 992698
QC Batch Method: EPA 300.0 Rev 2.1 1993
Analysis Method: EPA 300.0 Rev 2.1 1993
Analysis Description: 300.0 IC Anions
Laboratory: Pace Analytical Services - Asheville
Associated Lab Samples: 92845506011, 92845506012, 92845506013, 92845506014, 92845506015, 92845506016, 92845506017, 92845506018, 92845506019, 92845506020, 92845506021, 92845506022, 92845506023, 92845506024, 92845506025, 92845506026, 92845506027, 92845506028, 92845506029, 92845506030

METHOD BLANK: 5102916
Matrix: Water
Associated Lab Samples: 92845506011, 92845506012, 92845506013, 92845506014, 92845506015, 92845506016, 92845506017, 92845506018, 92845506019, 92845506020, 92845506021, 92845506022, 92845506023, 92845506024, 92845506025, 92845506026, 92845506027, 92845506028, 92845506029, 92845506030

Parameter	Units	Blank Result	Reporting Limit	MDL	Analyzed	Qualifiers
Chloride	mg/L	ND	1.0	0.60	02/24/26 00:43	
Fluoride	mg/L	ND	0.10	0.050	02/24/26 00:43	
Sulfate	mg/L	ND	1.0	0.50	02/24/26 00:43	

LABORATORY CONTROL SAMPLE: 5102917

Parameter	Units	Spike Conc.	LCS Result	LCS % Rec	% Rec Limits	Qualifiers
Chloride	mg/L	50	51.0	102	90-110	
Fluoride	mg/L	2.5	2.6	103	90-110	
Sulfate	mg/L	50	50.9	102	90-110	

MATRIX SPIKE & MATRIX SPIKE DUPLICATE: 5102918 5102919

Parameter	Units	92845506011 Result	MS Spike Conc.	MSD Spike Conc.	MS Result	MSD Result	MS % Rec	MSD % Rec	% Rec Limits	RPD	Max RPD	Qual
Chloride	mg/L	0.73J	50	50	50.9	51.7	100	102	90-110	2	10	
Fluoride	mg/L	ND	2.5	2.5	2.4	2.4	93	94	90-110	1	10	
Sulfate	mg/L	2.1	50	50	51.7	52.6	99	101	90-110	2	10	

MATRIX SPIKE & MATRIX SPIKE DUPLICATE: 5102920 5102921

Parameter	Units	92845506021 Result	MS Spike Conc.	MSD Spike Conc.	MS Result	MSD Result	MS % Rec	MSD % Rec	% Rec Limits	RPD	Max RPD	Qual
Chloride	mg/L	1.9	50	50	52.1	53.6	100	103	90-110	3	10	
Fluoride	mg/L	ND	2.5	2.5	2.4	2.4	93	96	90-110	3	10	
Sulfate	mg/L	2.3	50	50	52.3	53.6	100	103	90-110	3	10	

Results presented on this page are in the units indicated by the "Units" column except where an alternate unit is presented to the right of the result.

REPORT OF LABORATORY ANALYSIS

This report shall not be reproduced, except in full,
without the written consent of Pace Analytical Services, LLC.

Pace Analytical Services, LLC
9800 Kincey Ave. Suite 100
Huntersville, NC 28078
(704)875-9092

QUALITY CONTROL DATA

Project: Bowen LF Cells 1&2
Pace Project No.: 92845506

QC Batch: 992700
QC Batch Method: EPA 300.0 Rev 2.1 1993
Analysis Method: EPA 300.0 Rev 2.1 1993
Analysis Description: 300.0 IC Anions
Laboratory: Pace Analytical Services - Asheville
Associated Lab Samples: 92845506031

METHOD BLANK: 5102923 Matrix: Water
Associated Lab Samples: 92845506031

Parameter	Units	Blank Result	Reporting Limit	MDL	Analyzed	Qualifiers
Chloride	mg/L	ND	1.0	0.60	02/24/26 01:13	
Fluoride	mg/L	ND	0.10	0.050	02/24/26 01:13	
Sulfate	mg/L	ND	1.0	0.50	02/24/26 01:13	

LABORATORY CONTROL SAMPLE: 5102924

Parameter	Units	Spike Conc.	LCS Result	LCS % Rec	% Rec Limits	Qualifiers
Chloride	mg/L	50	52.1	104	90-110	
Fluoride	mg/L	2.5	2.6	103	90-110	
Sulfate	mg/L	50	52.0	104	90-110	

MATRIX SPIKE & MATRIX SPIKE DUPLICATE: 5102925 5102926

Parameter	Units	92844564012 Result	MS Spike Conc.	MSD Spike Conc.	MS Result	MSD Result	MS % Rec	MSD % Rec	% Rec Limits	RPD	Max RPD	Qual
Chloride	mg/L	1.4	50	50	50.4	54.3	98	106	90-110	8	10	
Fluoride	mg/L	ND	2.5	2.5	2.3	2.5	90	98	90-110	8	10	
Sulfate	mg/L	2.7	50	50	51.1	55.0	97	105	90-110	7	10	

MATRIX SPIKE & MATRIX SPIKE DUPLICATE: 5102927 5102928

Parameter	Units	92844564021 Result	MS Spike Conc.	MSD Spike Conc.	MS Result	MSD Result	MS % Rec	MSD % Rec	% Rec Limits	RPD	Max RPD	Qual
Chloride	mg/L	2.2	50	50	53.0	53.5	102	103	90-110	1	10	
Fluoride	mg/L	ND	2.5	2.5	2.4	2.4	94	95	90-110	1	10	
Sulfate	mg/L	7.6	50	50	57.6	58.3	100	101	90-110	1	10	

Results presented on this page are in the units indicated by the "Units" column except where an alternate unit is presented to the right of the result.

REPORT OF LABORATORY ANALYSIS

This report shall not be reproduced, except in full,
without the written consent of Pace Analytical Services, LLC.

Pace Analytical Services, LLC
9800 Kincey Ave. Suite 100
Huntersville, NC 28078
(704)875-9092

QUALITY CONTROL DATA

Project: Bowen LF Cells 1&2
Pace Project No.: 92845506

QC Batch: 993228
QC Batch Method: EPA 300.0 Rev 2.1 1993
Analysis Method: EPA 300.0 Rev 2.1 1993
Analysis Description: 300.0 IC Anions
Laboratory: Pace Analytical Services - Asheville
Associated Lab Samples: 92845506032, 92845506033, 92845506034

METHOD BLANK: 5105968 Matrix: Water
Associated Lab Samples: 92845506032, 92845506033, 92845506034

Parameter	Units	Blank Result	Reporting Limit	MDL	Analyzed	Qualifiers
Chloride	mg/L	ND	1.0	0.60	02/25/26 23:50	
Fluoride	mg/L	ND	0.10	0.050	02/25/26 23:50	
Sulfate	mg/L	ND	1.0	0.50	02/25/26 23:50	

LABORATORY CONTROL SAMPLE: 5105969

Parameter	Units	Spike Conc.	LCS Result	LCS % Rec	% Rec Limits	Qualifiers
Chloride	mg/L	50	51.1	102	90-110	
Fluoride	mg/L	2.5	2.7	107	90-110	
Sulfate	mg/L	50	50.7	101	90-110	

MATRIX SPIKE & MATRIX SPIKE DUPLICATE: 5105970 5105971

Parameter	Units	92845986002 Result	MS Spike Conc.	MSD Spike Conc.	MS Result	MSD Result	MS % Rec	MSD % Rec	% Rec Limits	RPD	Max RPD	Qual
Chloride	mg/L	5.4	50	50	55.8	57.0	101	103	90-110	2	10	
Fluoride	mg/L	ND	2.5	2.5	2.5	2.5	96	99	90-110	3	10	
Sulfate	mg/L	7.0	50	50	57.5	58.7	101	103	90-110	2	10	

Results presented on this page are in the units indicated by the "Units" column except where an alternate unit is presented to the right of the result.

REPORT OF LABORATORY ANALYSIS

This report shall not be reproduced, except in full,
without the written consent of Pace Analytical Services, LLC.

Pace Analytical Services, LLC
9800 Kincey Ave. Suite 100
Huntersville, NC 28078
(704)875-9092

QUALITY CONTROL DATA

Project: Bowen LF Cells 1&2
Pace Project No.: 92845506

QC Batch: 993241
QC Batch Method: EPA 3005A
Analysis Method: EPA 6020B
Analysis Description: WC 6020B MET
Laboratory: Pace Analytical Services - West Columbia
Associated Lab Samples: 92845506001, 92845506002, 92845506003, 92845506004, 92845506005, 92845506006, 92845506007, 92845506009, 92845506010, 92845506011, 92845506012, 92845506013, 92845506014, 92845506015, 92845506016, 92845506017, 92845506018

METHOD BLANK: 5106056
Matrix: Water
Associated Lab Samples: 92845506001, 92845506002, 92845506003, 92845506004, 92845506005, 92845506006, 92845506007, 92845506009, 92845506010, 92845506011, 92845506012, 92845506013, 92845506014, 92845506015, 92845506016, 92845506017, 92845506018

Parameter	Units	Blank Result	Reporting Limit	MDL	Analyzed	Qualifiers
Antimony	mg/L	ND	0.0020	0.00043	03/20/26 10:51	
Arsenic	mg/L	ND	0.0020	0.00041	03/20/26 10:51	
Barium	mg/L	ND	0.0050	0.00056	03/20/26 10:51	
Beryllium	mg/L	ND	0.00040	0.00015	03/20/26 10:51	
Boron	mg/L	ND	0.040	0.0073	03/20/26 10:51	
Cadmium	mg/L	ND	0.00050	0.00010	03/20/26 10:51	
Calcium	mg/L	ND	0.40	0.10	03/20/26 10:51	
Chromium	mg/L	ND	0.0050	0.00024	03/20/26 10:51	
Cobalt	mg/L	ND	0.0050	0.00012	03/20/26 10:51	
Copper	mg/L	ND	0.0050	0.00069	03/20/26 10:51	
Iron	mg/L	ND	0.040	0.016	03/20/26 10:51	
Lead	mg/L	ND	0.0010	0.00027	03/20/26 10:51	
Magnesium	mg/L	ND	0.050	0.024	03/20/26 10:51	
Manganese	mg/L	ND	0.0050	0.0013	03/20/26 10:51	
Nickel	mg/L	ND	0.0050	0.00092	03/20/26 10:51	
Potassium	mg/L	ND	0.40	0.13	03/20/26 10:51	
Selenium	mg/L	ND	0.0050	0.00050	03/20/26 10:51	
Silver	mg/L	ND	0.0010	0.00021	03/20/26 10:51	
Sodium	mg/L	ND	0.40	0.083	03/20/26 10:51	
Thallium	mg/L	ND	0.00050	0.00017	03/20/26 10:51	
Vanadium	mg/L	ND	0.0050	0.0011	03/20/26 10:51	
Zinc	mg/L	ND	0.010	0.0014	03/20/26 10:51	

LABORATORY CONTROL SAMPLE: 5106057

Parameter	Units	Spike Conc.	LCS Result	LCS % Rec	% Rec Limits	Qualifiers
Antimony	mg/L	0.1	0.10	102	80-120	
Arsenic	mg/L	0.1	0.10	104	80-120	
Barium	mg/L	0.1	0.10	100	80-120	
Beryllium	mg/L	0.1	0.10	103	80-120	
Boron	mg/L	0.1	0.10	104	80-120	
Cadmium	mg/L	0.1	0.099	99	80-120	
Calcium	mg/L	1	1.0	103	80-120	
Chromium	mg/L	0.1	0.10	104	80-120	
Cobalt	mg/L	0.1	0.11	106	80-120	

Results presented on this page are in the units indicated by the "Units" column except where an alternate unit is presented to the right of the result.

REPORT OF LABORATORY ANALYSIS

This report shall not be reproduced, except in full,
without the written consent of Pace Analytical Services, LLC.

Pace Analytical Services, LLC
9800 Kincey Ave. Suite 100
Huntersville, NC 28078
(704)875-9092

QUALITY CONTROL DATA

Project: Bowen LF Cells 1&2
Pace Project No.: 92845506

LABORATORY CONTROL SAMPLE: 5106057

Parameter	Units	Spike Conc.	LCS Result	LCS % Rec	% Rec Limits	Qualifiers
Copper	mg/L	0.1	0.11	109	80-120	
Iron	mg/L	1	1.0	103	80-120	
Lead	mg/L	0.1	0.10	104	80-120	
Magnesium	mg/L	1	1.0	102	80-120	
Manganese	mg/L	0.1	0.11	106	80-120	
Nickel	mg/L	0.1	0.11	109	80-120	
Potassium	mg/L	1	1.1	105	80-120	
Selenium	mg/L	0.1	0.10	104	80-120	
Silver	mg/L	0.1	0.10	104	80-120	
Sodium	mg/L	1	1.0	103	80-120	
Thallium	mg/L	0.1	0.10	104	80-120	
Vanadium	mg/L	0.1	0.10	104	80-120	
Zinc	mg/L	0.1	0.10	103	80-120	

MATRIX SPIKE & MATRIX SPIKE DUPLICATE: 5106058 5106059

Parameter	Units	92845506009 Result	MS Spike Conc.	MSD Spike Conc.	MS Result	MSD Result	MS % Rec	MSD % Rec	% Rec Limits	RPD	Max RPD	Qual
Antimony	mg/L	0.0026	0.1	0.1	0.10	0.10	98	98	75-125	0	20	
Arsenic	mg/L	0.00042J	0.1	0.1	0.10	0.099	99	99	75-125	0	20	
Barium	mg/L	0.017	0.1	0.1	0.11	0.12	97	99	75-125	2	20	
Beryllium	mg/L	ND	0.1	0.1	0.10	0.099	101	99	75-125	1	20	
Boron	mg/L	ND	0.1	0.1	0.11	0.11	100	100	75-125	0	20	
Cadmium	mg/L	ND	0.1	0.1	0.10	0.10	101	102	75-125	1	20	
Calcium	mg/L	33.8	1	1	34.0	34.0	16	17	75-125	0	20	M1
Chromium	mg/L	0.00047J	0.1	0.1	0.098	0.098	98	98	75-125	0	20	
Cobalt	mg/L	ND	0.1	0.1	0.10	0.10	101	101	75-125	0	20	
Copper	mg/L	ND	0.1	0.1	0.10	0.10	102	102	75-125	1	20	
Iron	mg/L	0.048	1	1	1.1	1.1	101	101	75-125	0	20	
Lead	mg/L	ND	0.1	0.1	0.097	0.10	97	102	75-125	5	20	
Magnesium	mg/L	16.9	1	1	17.2	17.6	31	69	75-125	2	20	M1
Manganese	mg/L	0.035	0.1	0.1	0.13	0.13	96	98	75-125	2	20	
Nickel	mg/L	ND	0.1	0.1	0.10	0.10	101	101	75-125	1	20	
Potassium	mg/L	1.5	1	1	2.4	2.5	95	103	75-125	3	20	
Selenium	mg/L	ND	0.1	0.1	0.10	0.10	101	101	75-125	1	20	
Silver	mg/L	ND	0.1	0.1	0.10	0.10	103	103	75-125	0	20	
Sodium	mg/L	4.8	1	1	5.6	5.7	77	90	75-125	2	20	
Thallium	mg/L	ND	0.1	0.1	0.091	0.095	91	95	75-125	4	20	
Vanadium	mg/L	0.0012J	0.1	0.1	0.10	0.10	99	100	75-125	1	20	
Zinc	mg/L	ND	0.1	0.1	0.11	0.11	104	105	75-125	1	20	

Results presented on this page are in the units indicated by the "Units" column except where an alternate unit is presented to the right of the result.

REPORT OF LABORATORY ANALYSIS

This report shall not be reproduced, except in full,
without the written consent of Pace Analytical Services, LLC.

Pace Analytical Services, LLC
9800 Kincey Ave. Suite 100
Huntersville, NC 28078
(704)875-9092

QUALITY CONTROL DATA

Project: Bowen LF Cells 1&2
Pace Project No.: 92845506

QC Batch: 993263
QC Batch Method: EPA 3005A
Analysis Method: EPA 6020B
Analysis Description: WC 6020B MET
Laboratory: Pace Analytical Services - West Columbia
Associated Lab Samples: 92845506019, 92845506020, 92845506021, 92845506022, 92845506023, 92845506024, 92845506025, 92845506026, 92845506027, 92845506028, 92845506029, 92845506030, 92845506031

METHOD BLANK: 5106182 Matrix: Water
Associated Lab Samples: 92845506019, 92845506020, 92845506021, 92845506022, 92845506023, 92845506024, 92845506025, 92845506026, 92845506027, 92845506028, 92845506029, 92845506030, 92845506031

Parameter	Units	Blank Result	Reporting Limit	MDL	Analyzed	Qualifiers
Antimony	mg/L	ND	0.0020	0.00043	03/13/26 14:26	
Arsenic	mg/L	ND	0.0020	0.00041	03/13/26 14:26	
Barium	mg/L	ND	0.0050	0.00056	03/13/26 14:26	
Beryllium	mg/L	ND	0.00040	0.00015	03/13/26 14:26	2g
Boron	mg/L	ND	0.040	0.0073	03/19/26 21:17	
Cadmium	mg/L	ND	0.00050	0.00010	03/13/26 14:26	
Calcium	mg/L	ND	0.40	0.10	03/13/26 14:26	
Chromium	mg/L	ND	0.0050	0.00024	03/13/26 14:26	
Cobalt	mg/L	ND	0.0050	0.00012	03/13/26 14:26	
Copper	mg/L	ND	0.0050	0.00069	03/13/26 14:26	
Iron	mg/L	ND	0.040	0.016	03/13/26 14:26	
Lead	mg/L	ND	0.0010	0.00027	03/13/26 14:26	
Magnesium	mg/L	ND	0.050	0.024	03/13/26 14:26	
Manganese	mg/L	ND	0.0050	0.0013	03/13/26 14:26	
Nickel	mg/L	ND	0.0050	0.00092	03/13/26 14:26	
Potassium	mg/L	ND	0.40	0.13	03/13/26 14:26	
Selenium	mg/L	ND	0.0050	0.00050	03/13/26 14:26	
Silver	mg/L	ND	0.0010	0.00021	03/13/26 14:26	
Sodium	mg/L	ND	0.40	0.083	03/13/26 14:26	
Thallium	mg/L	ND	0.00050	0.00017	03/13/26 14:26	
Vanadium	mg/L	0.0012J	0.0050	0.0011	03/13/26 14:26	
Zinc	mg/L	ND	0.010	0.0014	03/19/26 21:17	

LABORATORY CONTROL SAMPLE: 5106183

Parameter	Units	Spike Conc.	LCS Result	LCS % Rec	% Rec Limits	Qualifiers
Antimony	mg/L	0.1	0.11	109	80-120	
Arsenic	mg/L	0.1	0.11	108	80-120	
Barium	mg/L	0.1	0.11	107	80-120	
Beryllium	mg/L	0.1	0.11	107	80-120	1g
Boron	mg/L	0.1	0.10	104	80-120	
Cadmium	mg/L	0.1	0.11	107	80-120	
Calcium	mg/L	1	0.98	98	80-120	
Chromium	mg/L	0.1	0.11	109	80-120	
Cobalt	mg/L	0.1	0.11	108	80-120	
Copper	mg/L	0.1	0.10	105	80-120	
Iron	mg/L	1	1.1	108	80-120	

Results presented on this page are in the units indicated by the "Units" column except where an alternate unit is presented to the right of the result.

REPORT OF LABORATORY ANALYSIS

This report shall not be reproduced, except in full,
without the written consent of Pace Analytical Services, LLC.

Pace Analytical Services, LLC
9800 Kincey Ave. Suite 100
Huntersville, NC 28078
(704)875-9092

QUALITY CONTROL DATA

Project: Bowen LF Cells 1&2
Pace Project No.: 92845506

LABORATORY CONTROL SAMPLE: 5106183

Parameter	Units	Spike Conc.	LCS Result	LCS % Rec	% Rec Limits	Qualifiers
Lead	mg/L	0.1	0.10	103	80-120	
Magnesium	mg/L	1	1.1	109	80-120	
Manganese	mg/L	0.1	0.11	113	80-120	
Nickel	mg/L	0.1	0.10	104	80-120	
Potassium	mg/L	1	1.1	110	80-120	
Selenium	mg/L	0.1	0.098	98	80-120	
Silver	mg/L	0.1	0.11	110	80-120	
Sodium	mg/L	1	1.1	111	80-120	
Thallium	mg/L	0.1	0.11	109	80-120	
Vanadium	mg/L	0.1	0.11	110	80-120	
Zinc	mg/L	0.1	0.089	89	80-120	

MATRIX SPIKE & MATRIX SPIKE DUPLICATE: 5106184 5106185

Parameter	Units	92845506019 Result	MS Spike Conc.	MSD Spike Conc.	MS Result	MSD Result	MS % Rec	MSD % Rec	% Rec Limits	RPD	Max RPD	Qual
Antimony	mg/L	ND	0.1	0.1	0.11	0.11	105	105	75-125	0	20	
Arsenic	mg/L	ND	0.1	0.1	0.11	0.11	108	105	75-125	2	20	
Barium	mg/L	0.014	0.1	0.1	0.12	0.12	104	104	75-125	0	20	
Beryllium	mg/L	ND	0.1	0.1	0.11	0.11	113	112	75-125	2	20	
Boron	mg/L	ND	0.1	0.1	0.11	0.11	108	106	75-125	1	20	
Cadmium	mg/L	ND	0.1	0.1	0.10	0.10	104	104	75-125	0	20	
Calcium	mg/L	24.4	1	1	26.0	25.5	159	114	75-125	2	20	M1
Chromium	mg/L	0.00046J	0.1	0.1	0.11	0.11	112	109	75-125	3	20	
Cobalt	mg/L	ND	0.1	0.1	0.11	0.10	106	104	75-125	2	20	
Copper	mg/L	ND	0.1	0.1	0.10	0.10	103	100	75-125	2	20	
Iron	mg/L	0.017J	1	1	1.1	1.1	107	107	75-125	0	20	
Lead	mg/L	ND	0.1	0.1	0.11	0.11	105	106	75-125	0	20	
Magnesium	mg/L	12.1	1	1	13.2	13.3	111	122	75-125	1	20	
Manganese	mg/L	ND	0.1	0.1	0.11	0.11	111	109	75-125	1	20	
Nickel	mg/L	ND	0.1	0.1	0.098	0.097	98	97	75-125	2	20	
Potassium	mg/L	1.3	1	1	2.4	2.3	109	106	75-125	2	20	
Selenium	mg/L	ND	0.1	0.1	0.10	0.10	102	101	75-125	1	20	
Silver	mg/L	ND	0.1	0.1	0.11	0.11	106	107	75-125	1	20	
Sodium	mg/L	0.78	1	1	1.9	1.9	108	111	75-125	2	20	
Thallium	mg/L	ND	0.1	0.1	0.11	0.11	109	108	75-125	1	20	
Vanadium	mg/L	0.0018J	0.1	0.1	0.11	0.11	108	105	75-125	3	20	
Zinc	mg/L	ND	0.1	0.1	0.10	0.096	99	96	75-125	4	20	

Results presented on this page are in the units indicated by the "Units" column except where an alternate unit is presented to the right of the result.

REPORT OF LABORATORY ANALYSIS

This report shall not be reproduced, except in full,
without the written consent of Pace Analytical Services, LLC.

Pace Analytical Services, LLC
9800 Kincey Ave. Suite 100
Huntersville, NC 28078
(704)875-9092

QUALITY CONTROL DATA

Project: Bowen LF Cells 1&2
Pace Project No.: 92845506

QC Batch: 993429
QC Batch Method: EPA 3005A
Analysis Method: EPA 6020B
Analysis Description: WC 6020B MET
Laboratory: Pace Analytical Services - West Columbia
Associated Lab Samples: 92845506032, 92845506033, 92845506034

METHOD BLANK: 5106915 Matrix: Water
Associated Lab Samples: 92845506032, 92845506033, 92845506034

Parameter	Units	Blank Result	Reporting Limit	MDL	Analyzed	Qualifiers
Antimony	mg/L	0.00059J	0.0020	0.00043	03/13/26 11:01	
Arsenic	mg/L	ND	0.0020	0.00041	03/13/26 11:01	
Barium	mg/L	ND	0.0050	0.00056	03/13/26 11:01	
Beryllium	mg/L	ND	0.00040	0.00015	03/13/26 11:01	
Boron	mg/L	ND	0.040	0.0073	03/27/26 23:11	
Cadmium	mg/L	ND	0.00050	0.00010	03/13/26 11:01	
Calcium	mg/L	ND	0.40	0.10	03/13/26 11:01	
Chromium	mg/L	ND	0.0050	0.00024	03/13/26 11:01	
Cobalt	mg/L	ND	0.0050	0.00012	03/13/26 11:01	
Copper	mg/L	ND	0.0050	0.00069	03/13/26 11:01	
Iron	mg/L	ND	0.040	0.016	03/13/26 11:01	
Lead	mg/L	ND	0.0010	0.00027	03/13/26 11:01	
Magnesium	mg/L	ND	0.050	0.024	03/13/26 11:01	
Manganese	mg/L	ND	0.0050	0.0013	03/13/26 11:01	
Nickel	mg/L	ND	0.0050	0.00092	03/13/26 11:01	
Potassium	mg/L	ND	0.40	0.13	03/13/26 11:01	
Selenium	mg/L	ND	0.0050	0.00050	03/13/26 11:01	
Silver	mg/L	ND	0.0010	0.00021	03/13/26 11:01	
Sodium	mg/L	ND	0.40	0.083	03/13/26 11:01	
Thallium	mg/L	ND	0.00050	0.00017	03/13/26 11:01	
Vanadium	mg/L	ND	0.0050	0.0011	03/13/26 11:01	
Zinc	mg/L	ND	0.010	0.0014	03/13/26 11:01	

LABORATORY CONTROL SAMPLE: 5106916

Parameter	Units	Spike Conc.	LCS Result	LCS % Rec	% Rec Limits	Qualifiers
Antimony	mg/L	0.1	0.10	105	80-120	
Arsenic	mg/L	0.1	0.10	103	80-120	
Barium	mg/L	0.1	0.10	104	80-120	
Beryllium	mg/L	0.1	0.10	104	80-120	
Boron	mg/L	0.1	0.10	102	80-120	
Cadmium	mg/L	0.1	0.10	103	80-120	
Calcium	mg/L	1	1.1	106	80-120	
Chromium	mg/L	0.1	0.11	106	80-120	
Cobalt	mg/L	0.1	0.11	108	80-120	
Copper	mg/L	0.1	0.11	106	80-120	
Iron	mg/L	1	1.0	101	80-120	
Lead	mg/L	0.1	0.10	103	80-120	
Magnesium	mg/L	1	1.0	104	80-120	

Results presented on this page are in the units indicated by the "Units" column except where an alternate unit is presented to the right of the result.

REPORT OF LABORATORY ANALYSIS

This report shall not be reproduced, except in full,
without the written consent of Pace Analytical Services, LLC.

Pace Analytical Services, LLC
9800 Kincey Ave. Suite 100
Huntersville, NC 28078
(704)875-9092

QUALITY CONTROL DATA

Project: Bowen LF Cells 1&2
Pace Project No.: 92845506

LABORATORY CONTROL SAMPLE: 5106916

Parameter	Units	Spike Conc.	LCS Result	LCS % Rec	% Rec Limits	Qualifiers
Manganese	mg/L	0.1	0.11	107	80-120	
Nickel	mg/L	0.1	0.10	103	80-120	
Potassium	mg/L	1	1.1	106	80-120	
Selenium	mg/L	0.1	0.10	105	80-120	
Silver	mg/L	0.1	0.10	105	80-120	
Sodium	mg/L	1	1.1	108	80-120	
Thallium	mg/L	0.1	0.11	109	80-120	
Vanadium	mg/L	0.1	0.10	104	80-120	
Zinc	mg/L	0.1	0.11	106	80-120	

MATRIX SPIKE & MATRIX SPIKE DUPLICATE: 5106917 5106918

Parameter	Units	92845506032 Result	MS Spike Conc.	MSD Spike Conc.	MS Result	MSD Result	MS % Rec	MSD % Rec	% Rec Limits	RPD	Max RPD	Qual
Antimony	mg/L	ND	0.1	0.1	0.11	0.11	108	106	75-125	2	20	
Arsenic	mg/L	ND	0.1	0.1	0.11	0.11	107	106	75-125	1	20	
Barium	mg/L	0.014	0.1	0.1	0.12	0.12	104	106	75-125	2	20	
Beryllium	mg/L	ND	0.1	0.1	0.11	0.11	106	106	75-125	0	20	
Boron	mg/L	ND	0.1	0.1	0.11	0.11	108	107	75-125	1	20	
Cadmium	mg/L	ND	0.1	0.1	0.11	0.11	107	106	75-125	1	20	
Calcium	mg/L	12.5	1	1	13.8	13.7	125	119	75-125	0	20	
Chromium	mg/L	0.00024J	0.1	0.1	0.11	0.11	111	107	75-125	3	20	
Cobalt	mg/L	ND	0.1	0.1	0.11	0.11	109	109	75-125	0	20	
Copper	mg/L	ND	0.1	0.1	0.11	0.11	108	108	75-125	1	20	
Iron	mg/L	ND	1	1	1.0	1.0	103	103	75-125	0	20	
Lead	mg/L	ND	0.1	0.1	0.10	0.10	104	105	75-125	1	20	
Magnesium	mg/L	5.5	1	1	6.8	6.7	128	115	75-125	2	20	M1
Manganese	mg/L	0.0067	0.1	0.1	0.12	0.11	109	107	75-125	2	20	
Nickel	mg/L	ND	0.1	0.1	0.11	0.10	105	104	75-125	1	20	
Potassium	mg/L	1.3	1	1	2.4	2.4	113	109	75-125	1	20	
Selenium	mg/L	ND	0.1	0.1	0.11	0.11	107	108	75-125	0	20	
Silver	mg/L	ND	0.1	0.1	0.11	0.11	107	107	75-125	0	20	
Sodium	mg/L	2.3	1	1	3.4	3.3	108	104	75-125	1	20	
Thallium	mg/L	ND	0.1	0.1	0.11	0.11	108	109	75-125	1	20	
Vanadium	mg/L	ND	0.1	0.1	0.11	0.11	108	106	75-125	2	20	
Zinc	mg/L	ND	0.1	0.1	0.11	0.11	110	109	75-125	1	20	

Results presented on this page are in the units indicated by the "Units" column except where an alternate unit is presented to the right of the result.

REPORT OF LABORATORY ANALYSIS

This report shall not be reproduced, except in full,
without the written consent of Pace Analytical Services, LLC.

Pace Analytical Services, LLC
9800 Kincey Ave. Suite 100
Huntersville, NC 28078
(704)875-9092

QUALITY CONTROL DATA

Project: Bowen LF Cells 1&2
Pace Project No.: 92845506

QC Batch: 992952 | Analysis Method: EPA 7470A
QC Batch Method: EPA 7470A | Analysis Description: WCOL 7470 Mercury
Laboratory: Pace Analytical Services - West Columbia
Associated Lab Samples: 92845506001, 92845506002, 92845506003, 92845506004, 92845506005, 92845506006, 92845506007

METHOD BLANK: 5104472 Matrix: Water
Associated Lab Samples: 92845506001, 92845506002, 92845506003, 92845506004, 92845506005, 92845506006, 92845506007

Parameter	Units	Blank Result	Reporting Limit	MDL	Analyzed	Qualifiers
Mercury	mg/L	ND	0.00020	0.000091	02/26/26 22:38	

LABORATORY CONTROL SAMPLE: 5104473

Parameter	Units	Spike Conc.	LCS Result	LCS % Rec	% Rec Limits	Qualifiers
Mercury	mg/L	0.002	0.0018	92	80-120	

MATRIX SPIKE & MATRIX SPIKE DUPLICATE: 5104474 5104475

Parameter	Units	92845506001 Result	MS Spike Conc.	MSD Spike Conc.	MS Result	MSD Result	MS % Rec	MSD % Rec	% Rec Limits	RPD	Max RPD	Qual
Mercury	mg/L	ND	0.002	0.002	0.0018	0.0018	91	90	80-120	1	20	

Results presented on this page are in the units indicated by the "Units" column except where an alternate unit is presented to the right of the result.

REPORT OF LABORATORY ANALYSIS

This report shall not be reproduced, except in full,
without the written consent of Pace Analytical Services, LLC.

Pace Analytical Services, LLC
9800 Kincey Ave. Suite 100
Huntersville, NC 28078
(704)875-9092

QUALITY CONTROL DATA

Project: Bowen LF Cells 1&2
Pace Project No.: 92845506

QC Batch: 992953
QC Batch Method: EPA 7470A
Analysis Method: EPA 7470A
Analysis Description: WCOL 7470 Mercury
Laboratory: Pace Analytical Services - West Columbia
Associated Lab Samples: 92845506009, 92845506010, 92845506011, 92845506012, 92845506013, 92845506014, 92845506015, 92845506016, 92845506017, 92845506018, 92845506019, 92845506020, 92845506021, 92845506022, 92845506023, 92845506024

METHOD BLANK: 5104478 Matrix: Water
Associated Lab Samples: 92845506009, 92845506010, 92845506011, 92845506012, 92845506013, 92845506014, 92845506015, 92845506016, 92845506017, 92845506018, 92845506019, 92845506020, 92845506021, 92845506022, 92845506023, 92845506024

Parameter	Units	Blank Result	Reporting Limit	MDL	Analyzed	Qualifiers
Mercury	mg/L	ND	0.00020	0.000091	02/25/26 21:19	

LABORATORY CONTROL SAMPLE: 5104479

Parameter	Units	Spike Conc.	LCS Result	LCS % Rec	% Rec Limits	Qualifiers
Mercury	mg/L	0.002	0.0021	104	80-120	

MATRIX SPIKE & MATRIX SPIKE DUPLICATE: 5104480 5104481

Parameter	Units	92845506011 Result	MS Spike Conc.	MSD Spike Conc.	MS Result	MSD Result	MS % Rec	MSD % Rec	% Rec Limits	RPD	Max RPD	Qual
Mercury	mg/L	ND	0.002	0.002	0.0021	0.0021	101	102	80-120	1	20	

Results presented on this page are in the units indicated by the "Units" column except where an alternate unit is presented to the right of the result.

REPORT OF LABORATORY ANALYSIS

This report shall not be reproduced, except in full,
without the written consent of Pace Analytical Services, LLC.

Pace Analytical Services, LLC
9800 Kincey Ave. Suite 100
Huntersville, NC 28078
(704)875-9092

QUALITY CONTROL DATA

Project: Bowen LF Cells 1&2
Pace Project No.: 92845506

QC Batch: 992954
QC Batch Method: EPA 7470A
Analysis Method: EPA 7470A
Analysis Description: WCOL 7470 Mercury
Laboratory: Pace Analytical Services - West Columbia
Associated Lab Samples: 92845506025, 92845506026, 92845506027, 92845506028

METHOD BLANK: 5104482 Matrix: Water
Associated Lab Samples: 92845506025, 92845506026, 92845506027, 92845506028

Parameter	Units	Blank Result	Reporting Limit	MDL	Analyzed	Qualifiers
Mercury	mg/L	ND	0.00020	0.000091	03/04/26 17:12	

LABORATORY CONTROL SAMPLE: 5104483

Parameter	Units	Spike Conc.	LCS Result	LCS % Rec	% Rec Limits	Qualifiers
Mercury	mg/L	0.002	0.0021	104	80-120	

MATRIX SPIKE & MATRIX SPIKE DUPLICATE: 5113613 5113614

Parameter	Units	92846106003 Result	MS Spike Conc.	MSD Spike Conc.	MS Result	MSD Result	MS % Rec	MSD % Rec	% Rec Limits	RPD	Max RPD	Qual
Mercury	mg/L	ND	0.002	0.002	0.0020	0.0021	100	106	80-120	6	20	

Results presented on this page are in the units indicated by the "Units" column except where an alternate unit is presented to the right of the result.

REPORT OF LABORATORY ANALYSIS

This report shall not be reproduced, except in full,
without the written consent of Pace Analytical Services, LLC.

Pace Analytical Services, LLC
9800 Kincey Ave. Suite 100
Huntersville, NC 28078
(704)875-9092

QUALITY CONTROL DATA

Project: Bowen LF Cells 1&2
Pace Project No.: 92845506

QC Batch: 992955
QC Batch Method: EPA 7470A
Analysis Method: EPA 7470A
Analysis Description: WCOL 7470 Mercury
Laboratory: Pace Analytical Services - West Columbia
Associated Lab Samples: 92845506029, 92845506030, 92845506031

METHOD BLANK: 5104488 Matrix: Water
Associated Lab Samples: 92845506029, 92845506030, 92845506031

Parameter	Units	Blank Result	Reporting Limit	MDL	Analyzed	Qualifiers
Mercury	mg/L	ND	0.00020	0.000091	02/25/26 20:08	

LABORATORY CONTROL SAMPLE: 5104489

Parameter	Units	Spike Conc.	LCS Result	LCS % Rec	% Rec Limits	Qualifiers
Mercury	mg/L	0.002	0.0021	104	80-120	

MATRIX SPIKE & MATRIX SPIKE DUPLICATE: 5104490 5104491

Parameter	Units	92844564013 Result	MS Spike Conc.	MSD Spike Conc.	MS Result	MSD Result	MS % Rec	MSD % Rec	% Rec Limits	RPD	Max RPD	Qual
Mercury	mg/L	ND	0.002	0.002	0.0021	0.0021	102	101	80-120	1	20	

Results presented on this page are in the units indicated by the "Units" column except where an alternate unit is presented to the right of the result.

REPORT OF LABORATORY ANALYSIS

This report shall not be reproduced, except in full,
without the written consent of Pace Analytical Services, LLC.

Pace Analytical Services, LLC
9800 Kincey Ave. Suite 100
Huntersville, NC 28078
(704)875-9092

QUALITY CONTROL DATA

Project: Bowen LF Cells 1&2
Pace Project No.: 92845506

QC Batch: 993808
QC Batch Method: EPA 7470A
Analysis Method: EPA 7470A
Analysis Description: WCOL 7470 Mercury
Laboratory: Pace Analytical Services - West Columbia
Associated Lab Samples: 92845506032, 92845506033, 92845506034

METHOD BLANK: 5109065 Matrix: Water
Associated Lab Samples: 92845506032, 92845506033, 92845506034

Parameter	Units	Blank Result	Reporting Limit	MDL	Analyzed	Qualifiers
Mercury	mg/L	ND	0.00020	0.000091	02/27/26 20:26	

LABORATORY CONTROL SAMPLE: 5109066

Parameter	Units	Spike Conc.	LCS Result	LCS % Rec	% Rec Limits	Qualifiers
Mercury	mg/L	0.002	0.0020	99	80-120	

MATRIX SPIKE & MATRIX SPIKE DUPLICATE: 5109067 5109068

Parameter	Units	92846406002 Result	MS Spike Conc.	MSD Spike Conc.	MS Result	MSD Result	MS % Rec	MSD % Rec	% Rec Limits	RPD	Max RPD	Qual
Mercury	mg/L	0.00013J	0.002	0.002	0.0020	0.0019	101	94	80-120	8	20	

Results presented on this page are in the units indicated by the "Units" column except where an alternate unit is presented to the right of the result.

REPORT OF LABORATORY ANALYSIS

This report shall not be reproduced, except in full,
without the written consent of Pace Analytical Services, LLC.

Pace Analytical Services, LLC
9800 Kincey Ave. Suite 100
Huntersville, NC 28078
(704)875-9092

QUALIFIERS

Project: Bowen LF Cells 1&2
Pace Project No.: 92845506

DEFINITIONS

DF - Dilution Factor, if reported, represents the factor applied to the reported data due to dilution of the sample aliquot.

ND - Not Detected at or above adjusted reporting limit.

TNTC - Too Numerous To Count

J - Estimated concentration above the adjusted method detection limit and below the adjusted reporting limit.

MDL - Adjusted Method Detection Limit.

PQL - Practical Quantitation Limit.

RL - Reporting Limit - The lowest concentration value that meets project requirements for quantitative data with known precision and bias for a specific analyte in a specific matrix.

S - Surrogate

1,2-Diphenylhydrazine decomposes to and cannot be separated from Azobenzene using Method 8270. The result for each analyte is a combined concentration.

Consistent with EPA guidelines, unrounded data are displayed and have been used to calculate % recovery and RPD values.

LCS(D) - Laboratory Control Sample (Duplicate)

MS(D) - Matrix Spike (Duplicate)

DUP - Sample Duplicate

RPD - Relative Percent Difference

NC - Not Calculable.

SG - Silica Gel - Clean-Up

U - Indicates the compound was analyzed for, but not detected.

Acid preservation may not be appropriate for 2 Chloroethylvinyl ether.

A separate vial preserved to a pH of 4-5 is recommended in SW846 Chapter 4 for the analysis of Acrolein and Acrylonitrile by EPA Method 8260.

N-Nitrosodiphenylamine decomposes and cannot be separated from Diphenylamine using Method 8270. The result reported for each analyte is a combined concentration.

Reported results are not rounded until the final step prior to reporting. Therefore, calculated parameters that are typically reported as "Total" may vary slightly from the sum of the reported component parameters.

Pace Analytical is TNI accredited. Contact your Pace PM for the current list of accredited analytes.

TNI - The NELAC Institute.

WORKORDER QUALIFIERS

WO: 92845506

[1]	STANTEC
[2]	DO NOT DILUTE. MUST MEET REPORTING LIMITS. LET PM KNOW FIRST IF THERE ARE ISSUES.

ANALYTE QUALIFIERS

1g	The continuing calibration verification (CCV) for this analyte was above laboratory acceptance limits. The LCS percent recovery was not biased into control and will be reported.
2g	The continuing calibration verification (CCV) for this analyte was above laboratory acceptance limits. The concentration of the analyte was not detected in the method blank.
B	Analyte was detected in the associated method blank.
CU	The continuing calibration for this analyte is above laboratory acceptance limits. Analyte was not detected above the reporting limit in any of the associated samples.
M1	Matrix spike recovery exceeded QC limits. Batch accepted based on laboratory control sample (LCS) recovery.

This report shall not be reproduced, except in full,
without the written consent of Pace Analytical Services, LLC.

Pace Analytical Services, LLC
9800 Kincey Ave. Suite 100
Huntersville, NC 28078
(704)875-9092

QUALITY CONTROL DATA CROSS REFERENCE TABLE

Project: Bowen LF Cells 1&2
Pace Project No.: 92845506

Lab ID	Sample ID	QC Batch Method	QC Batch	Analytical Method	Analytical Batch
92845506001	**BOW-GWC-6**	SM 2320B-2021	994611		
92845506002	**BOW-GWC-6RZ**	SM 2320B-2021	994611		
92845506003	**BOW-GWC-11R**	SM 2320B-2021	994611		
92845506004	**BOW-GWC-13RZ**	SM 2320B-2021	994611		
92845506009	**BOW-GWA-1**	SM 2320B-2021	994338		
92845506010	**BOW-GWA-2**	SM 2320B-2021	994338		
92845506011	**BOW-GWA-2R**	SM 2320B-2021	994338		
92845506012	**BOW-GWA-3A**	SM 2320B-2021	993999		
92845506013	**BOW-GWA-4RZ**	SM 2320B-2021	994338		
92845506014	**BOW-GWA-50**	SM 2320B-2021	993999		
92845506015	**BOW-GWA-50R**	SM 2320B-2021	993999		
92845506016	**BOW-GWC-5**	SM 2320B-2021	994342		
92845506017	**BOW-GWC-7Z**	SM 2320B-2021	994342		
92845506018	**BOW-GWC-8Z**	SM 2320B-2021	994342		
92845506019	**BOW-GWC-8RR**	SM 2320B-2021	994342		
92845506020	**BOW-GWC-9**	SM 2320B-2021	994338		
92845506021	**BOW-GWC-10**	SM 2320B-2021	994342		
92845506022	**BOW-GWC-10R**	SM 2320B-2021	994342		
92845506023	**BOW-GWC-11**	SM 2320B-2021	994342		
92845506024	**BOW-GWC-12**	SM 2320B-2021	994339		
92845506025	**BOW-GWC-13**	SM 2320B-2021	994342		
92845506032	**BOW-GWC-14Z**	SM 2320B-2021	994611		
92845506033	**BOW-GWC-15R**	SM 2320B-2021	994611		
92845506034	**BOW-GWC-15Z**	SM 2320B-2021	994611		
92845506001	**BOW-GWC-6**	SM 2540C-2020	993203		
92845506002	**BOW-GWC-6RZ**	SM 2540C-2020	993203		
92845506003	**BOW-GWC-11R**	SM 2540C-2020	993203		
92845506004	**BOW-GWC-13RZ**	SM 2540C-2020	993203		
92845506005	**BOW-LF1-2-FD-11**	SM 2540C-2020	993203		
92845506006	**BOW-LF1-2-FB-11**	SM 2540C-2020	993203		
92845506007	**BOW-LF1-2-EB-11**	SM 2540C-2020	993203		
92845506009	**BOW-GWA-1**	SM 2540C-2020	992714		
92845506010	**BOW-GWA-2**	SM 2540C-2020	992714		
92845506011	**BOW-GWA-2R**	SM 2540C-2020	992714		
92845506012	**BOW-GWA-3A**	SM 2540C-2020	992713		
92845506013	**BOW-GWA-4RZ**	SM 2540C-2020	992714		
92845506014	**BOW-GWA-50**	SM 2540C-2020	992713		
92845506015	**BOW-GWA-50R**	SM 2540C-2020	992713		
92845506016	**BOW-GWC-5**	SM 2540C-2020	992981		
92845506017	**BOW-GWC-7Z**	SM 2540C-2020	992981		
92845506018	**BOW-GWC-8Z**	SM 2540C-2020	992981		

REPORT OF LABORATORY ANALYSIS

This report shall not be reproduced, except in full,
without the written consent of Pace Analytical Services, LLC.

Pace Analytical Services, LLC
9800 Kincey Ave. Suite 100
Huntersville, NC 28078
(704)875-9092

QUALITY CONTROL DATA CROSS REFERENCE TABLE

Project: Bowen LF Cells 1&2
Pace Project No.: 92845506

Lab ID	Sample ID	QC Batch Method	QC Batch	Analytical Method	Analytical Batch
92845506019	**BOW-GWC-8RR**	SM 2540C-2020	992981		
92845506020	**BOW-GWC-9**	SM 2540C-2020	992714		
92845506021	**BOW-GWC-10**	SM 2540C-2020	992981		
92845506022	**BOW-GWC-10R**	SM 2540C-2020	992981		
92845506023	**BOW-GWC-11**	SM 2540C-2020	992981		
92845506024	**BOW-GWC-12**	SM 2540C-2020	992714		
92845506025	**BOW-GWC-13**	SM 2540C-2020	992981		
92845506026	**BOW-LF1-2-FD-09**	SM 2540C-2020	992713		
92845506027	**BOW-LF1-2-FD-10**	SM 2540C-2020	992981		
92845506028	**BOW-LF1-2-FB-09**	SM 2540C-2020	992713		
92845506029	**BOW-LF1-2-FB-10**	SM 2540C-2020	992981		
92845506030	**BOW-LF1-2-EB-09**	SM 2540C-2020	992713		
92845506031	**BOW-LF1-2-EB-10**	SM 2540C-2020	992981		
92845506032	**BOW-GWC-14Z**	SM 2540C-2020	994008		
92845506033	**BOW-GWC-15R**	SM 2540C-2020	994008		
92845506034	**BOW-GWC-15Z**	SM 2540C-2020	994008		
92845506001	**BOW-GWC-6**	EPA 300.0 Rev 2.1 1993	992697		
92845506002	**BOW-GWC-6RZ**	EPA 300.0 Rev 2.1 1993	992697		
92845506003	**BOW-GWC-11R**	EPA 300.0 Rev 2.1 1993	992697		
92845506004	**BOW-GWC-13RZ**	EPA 300.0 Rev 2.1 1993	992697		
92845506005	**BOW-LF1-2-FD-11**	EPA 300.0 Rev 2.1 1993	992697		
92845506006	**BOW-LF1-2-FB-11**	EPA 300.0 Rev 2.1 1993	992697		
92845506007	**BOW-LF1-2-EB-11**	EPA 300.0 Rev 2.1 1993	992697		
92845506009	**BOW-GWA-1**	EPA 300.0 Rev 2.1 1993	992697		
92845506010	**BOW-GWA-2**	EPA 300.0 Rev 2.1 1993	992697		
92845506011	**BOW-GWA-2R**	EPA 300.0 Rev 2.1 1993	992698		
92845506012	**BOW-GWA-3A**	EPA 300.0 Rev 2.1 1993	992698		
92845506013	**BOW-GWA-4RZ**	EPA 300.0 Rev 2.1 1993	992698		
92845506014	**BOW-GWA-50**	EPA 300.0 Rev 2.1 1993	992698		
92845506015	**BOW-GWA-50R**	EPA 300.0 Rev 2.1 1993	992698		
92845506016	**BOW-GWC-5**	EPA 300.0 Rev 2.1 1993	992698		
92845506017	**BOW-GWC-7Z**	EPA 300.0 Rev 2.1 1993	992698		
92845506018	**BOW-GWC-8Z**	EPA 300.0 Rev 2.1 1993	992698		
92845506019	**BOW-GWC-8RR**	EPA 300.0 Rev 2.1 1993	992698		
92845506020	**BOW-GWC-9**	EPA 300.0 Rev 2.1 1993	992698		
92845506021	**BOW-GWC-10**	EPA 300.0 Rev 2.1 1993	992698		
92845506022	**BOW-GWC-10R**	EPA 300.0 Rev 2.1 1993	992698		
92845506023	**BOW-GWC-11**	EPA 300.0 Rev 2.1 1993	992698		
92845506024	**BOW-GWC-12**	EPA 300.0 Rev 2.1 1993	992698		
92845506025	**BOW-GWC-13**	EPA 300.0 Rev 2.1 1993	992698		
92845506026	**BOW-LF1-2-FD-09**	EPA 300.0 Rev 2.1 1993	992698		
92845506027	**BOW-LF1-2-FD-10**	EPA 300.0 Rev 2.1 1993	992698		

REPORT OF LABORATORY ANALYSIS

This report shall not be reproduced, except in full,
without the written consent of Pace Analytical Services, LLC.

Pace Analytical Services, LLC
9800 Kincey Ave. Suite 100
Huntersville, NC 28078
(704)875-9092

QUALITY CONTROL DATA CROSS REFERENCE TABLE

Project: Bowen LF Cells 1&2
Pace Project No.: 92845506

Lab ID	Sample ID	QC Batch Method	QC Batch	Analytical Method	Analytical Batch
92845506028	**BOW-LF1-2-FB-09**	EPA 300.0 Rev 2.1 1993	992698		
92845506029	**BOW-LF1-2-FB-10**	EPA 300.0 Rev 2.1 1993	992698		
92845506030	**BOW-LF1-2-EB-09**	EPA 300.0 Rev 2.1 1993	992698		
92845506031	**BOW-LF1-2-EB-10**	EPA 300.0 Rev 2.1 1993	992700		
92845506032	**BOW-GWC-14Z**	EPA 300.0 Rev 2.1 1993	993228		
92845506033	**BOW-GWC-15R**	EPA 300.0 Rev 2.1 1993	993228		
92845506034	**BOW-GWC-15Z**	EPA 300.0 Rev 2.1 1993	993228		
92845506001	**BOW-GWC-6**	EPA 3005A	993241	EPA 6020B	997708
92845506002	**BOW-GWC-6RZ**	EPA 3005A	993241	EPA 6020B	997708
92845506003	**BOW-GWC-11R**	EPA 3005A	993241	EPA 6020B	997708
92845506004	**BOW-GWC-13RZ**	EPA 3005A	993241	EPA 6020B	997708
92845506005	**BOW-LF1-2-FD-11**	EPA 3005A	993241	EPA 6020B	997708
92845506006	**BOW-LF1-2-FB-11**	EPA 3005A	993241	EPA 6020B	997708
92845506007	**BOW-LF1-2-EB-11**	EPA 3005A	993241	EPA 6020B	997708
92845506009	**BOW-GWA-1**	EPA 3005A	993241	EPA 6020B	997708
92845506010	**BOW-GWA-2**	EPA 3005A	993241	EPA 6020B	997708
92845506011	**BOW-GWA-2R**	EPA 3005A	993241	EPA 6020B	997708
92845506012	**BOW-GWA-3A**	EPA 3005A	993241	EPA 6020B	997708
92845506013	**BOW-GWA-4RZ**	EPA 3005A	993241	EPA 6020B	997708
92845506014	**BOW-GWA-50**	EPA 3005A	993241	EPA 6020B	997708
92845506015	**BOW-GWA-50R**	EPA 3005A	993241	EPA 6020B	997708
92845506016	**BOW-GWC-5**	EPA 3005A	993241	EPA 6020B	997708
92845506017	**BOW-GWC-7Z**	EPA 3005A	993241	EPA 6020B	997708
92845506018	**BOW-GWC-8Z**	EPA 3005A	993241	EPA 6020B	997708
92845506019	**BOW-GWC-8RR**	EPA 3005A	993263	EPA 6020B	997026
92845506020	**BOW-GWC-9**	EPA 3005A	993263	EPA 6020B	997026
92845506021	**BOW-GWC-10**	EPA 3005A	993263	EPA 6020B	997026
92845506022	**BOW-GWC-10R**	EPA 3005A	993263	EPA 6020B	997026
92845506023	**BOW-GWC-11**	EPA 3005A	993263	EPA 6020B	997026
92845506024	**BOW-GWC-12**	EPA 3005A	993263	EPA 6020B	997026
92845506025	**BOW-GWC-13**	EPA 3005A	993263	EPA 6020B	997026
92845506026	**BOW-LF1-2-FD-09**	EPA 3005A	993263	EPA 6020B	997026
92845506027	**BOW-LF1-2-FD-10**	EPA 3005A	993263	EPA 6020B	997026
92845506028	**BOW-LF1-2-FB-09**	EPA 3005A	993263	EPA 6020B	997026
92845506029	**BOW-LF1-2-FB-10**	EPA 3005A	993263	EPA 6020B	997026
92845506030	**BOW-LF1-2-EB-09**	EPA 3005A	993263	EPA 6020B	997026
92845506031	**BOW-LF1-2-EB-10**	EPA 3005A	993263	EPA 6020B	997026
92845506032	**BOW-GWC-14Z**	EPA 3005A	993429	EPA 6020B	997116
92845506033	**BOW-GWC-15R**	EPA 3005A	993429	EPA 6020B	997116
92845506034	**BOW-GWC-15Z**	EPA 3005A	993429	EPA 6020B	997116
92845506001	**BOW-GWC-6**	EPA 7470A	992952	EPA 7470A	993872
92845506002	**BOW-GWC-6RZ**	EPA 7470A	992952	EPA 7470A	993872
92845506003	**BOW-GWC-11R**	EPA 7470A	992952	EPA 7470A	993872
92845506004	**BOW-GWC-13RZ**	EPA 7470A	992952	EPA 7470A	993872
92845506005	**BOW-LF1-2-FD-11**	EPA 7470A	992952	EPA 7470A	993872
92845506006	**BOW-LF1-2-FB-11**	EPA 7470A	992952	EPA 7470A	993872

REPORT OF LABORATORY ANALYSIS

This report shall not be reproduced, except in full,
without the written consent of Pace Analytical Services, LLC.

Pace Analytical Services, LLC
9800 Kincey Ave. Suite 100
Huntersville, NC 28078
(704)875-9092

QUALITY CONTROL DATA CROSS REFERENCE TABLE

Project: Bowen LF Cells 1&2
Pace Project No.: 92845506

Lab ID	Sample ID	QC Batch Method	QC Batch	Analytical Method	Analytical Batch
92845506007	**BOW-LF1-2-EB-11**	EPA 7470A	992952	EPA 7470A	993872
92845506009	**BOW-GWA-1**	EPA 7470A	992953	EPA 7470A	993455
92845506010	**BOW-GWA-2**	EPA 7470A	992953	EPA 7470A	993455
92845506011	**BOW-GWA-2R**	EPA 7470A	992953	EPA 7470A	993455
92845506012	**BOW-GWA-3A**	EPA 7470A	992953	EPA 7470A	993455
92845506013	**BOW-GWA-4RZ**	EPA 7470A	992953	EPA 7470A	993455
92845506014	**BOW-GWA-50**	EPA 7470A	992953	EPA 7470A	993455
92845506015	**BOW-GWA-50R**	EPA 7470A	992953	EPA 7470A	993455
92845506016	**BOW-GWC-5**	EPA 7470A	992953	EPA 7470A	993455
92845506017	**BOW-GWC-7Z**	EPA 7470A	992953	EPA 7470A	993455
92845506018	**BOW-GWC-8Z**	EPA 7470A	992953	EPA 7470A	993455
92845506019	**BOW-GWC-8RR**	EPA 7470A	992953	EPA 7470A	993455
92845506020	**BOW-GWC-9**	EPA 7470A	992953	EPA 7470A	993455
92845506021	**BOW-GWC-10**	EPA 7470A	992953	EPA 7470A	993455
92845506022	**BOW-GWC-10R**	EPA 7470A	992953	EPA 7470A	993455
92845506023	**BOW-GWC-11**	EPA 7470A	992953	EPA 7470A	993455
92845506024	**BOW-GWC-12**	EPA 7470A	992953	EPA 7470A	993455
92845506025	**BOW-GWC-13**	EPA 7470A	992954	EPA 7470A	994857
92845506026	**BOW-LF1-2-FD-09**	EPA 7470A	992954	EPA 7470A	994857
92845506027	**BOW-LF1-2-FD-10**	EPA 7470A	992954	EPA 7470A	994857
92845506028	**BOW-LF1-2-FB-09**	EPA 7470A	992954	EPA 7470A	994857
92845506029	**BOW-LF1-2-FB-10**	EPA 7470A	992955	EPA 7470A	993456
92845506030	**BOW-LF1-2-EB-09**	EPA 7470A	992955	EPA 7470A	993456
92845506031	**BOW-LF1-2-EB-10**	EPA 7470A	992955	EPA 7470A	993456
92845506032	**BOW-GWC-14Z**	EPA 7470A	993808	EPA 7470A	993971
92845506033	**BOW-GWC-15R**	EPA 7470A	993808	EPA 7470A	993971
92845506034	**BOW-GWC-15Z**	EPA 7470A	993808	EPA 7470A	993971

This report shall not be reproduced, except in full,
without the written consent of Pace Analytical Services, LLC.

Pace	DC#_Title: ENV-FRM-HUN1-0083 v05_Sample Condition Upon Receipt
	Effective Date: 05/24/2024

Laboratory receiving samples:

Asheville ☐ Eden ☐ Greenwood ☐ Huntersville ☐ Raleigh ☐ Mechanicsville ☐ Atlanta ☑ Kernersville ☐

Sample Condition Upon Receipt

Client Name: GA Power

Project #

WO# : 92845506

92845506

Courier: ☐ Commercial ☐ Fed Ex ☐ Pace ☐ UPS ☐ USPS ☐ Other:____ ☑ Client

Custody Seal Present? ☐ Yes ☑ No **Seals Intact?** ☐ Yes ☐ No ☑ N/A

Date/Initials Person Examining Contents: 2/20/26 GH

Packing Material: ☐ Bubble Wrap ☐ Bubble Bags ☑ None ☐ Other

Biological Tissue Frozen? ☐ Yes ☐ No ☑ N/A

Thermometer: ☑ IR Gun ID: 214

Type of Ice: ☑ Wet ☐ Blue ☐ None

Cooler Temp: 3.3 **Correction Factor:** Add/Subtract (°C) 0.0

Temp should be above freezing to 6°C

☐ Samples out of temp criteria. Samples on ice, cooling process has begun

Cooler Temp Corrected (°C): 3.3

USDA Regulated Soil (☐ N/A, water sample)

Did samples originate in a quarantine zone within the United States: CA, NY, or SC (check maps)? ☐ Yes ☐ No

Did samples originate from a foreign source (internationally, including Hawaii and Puerto Rico)? ☐ Yes ☐ No

				Comments/Discrepancy:
Chain of Custody Present?	☑ Yes	☐ No	☐ N/A	1.
Samples Arrived within Hold Time?	☑ Yes	☐ No	☐ N/A	2.
Short Hold Time Analysis (<72 hr.)?	☐ Yes	☑ No	☐ N/A	3.
Rush Turn Around Time Requested?	☐ Yes	☑ No	☐ N/A	4.
Sufficient Volume?	☑ Yes	☐ No	☐ N/A	5.
Correct Containers Used?	☑ Yes	☐ No	☐ N/A	6.
-Pace Containers Used?	☑ Yes	☐ No	☐ N/A	
Containers Intact?	☑ Yes	☐ No	☐ N/A	7.
Dissolved analysis: Samples Field Filtered?	☐ Yes	☐ No	☑ N/A	8.
Sample Labels Match COC?	☑ Yes	☐ No	☐ N/A	9.
-Includes Date/Time/ID/Analysis Matrix: W				
Headspace in VOA Vials (>5-6mm)?	☐ Yes	☐ No	☑ N/A	10.
Trip Blank Present?	☐ Yes	☐ No	☑ N/A	11.
Trip Blank Custody Seals Present?	☐ Yes	☐ No	☑ N/A	

COMMENTS/SAMPLE DISCREPANCY

Field Data Required? ☐ Yes ☐ No

Lot ID of split containers:

CLIENT NOTIFICATION/RESOLUTION

Person contacted: _____ Date/Time: _____

Project Manager SCURF Review: _____ **Date:** _____

Project Manager SRF Review: _____ **Date:** _____

*Check mark top half of box if pH and/or dechlorination is verified and within the acceptance range for preservation samples.
Exceptions: VOA, Coliform, TOC, Oil and Grease, DRO/8015 (water) DOC, LLHg
**Bottom half of box is to list number of bottles
***Check all unpreserved Nitrates for chlorine

Project #

WO# : 92845506

PM: BV Due Date: 03/09/26
CLIENT: 92-GP-BOWLF

Laboratory Receiving Location: Asheville ☐ Eden ☐ Greenwood ☐ Huntersville ☐ Raleigh ☐ Me... ☐ Atlanta ☐ Kernersville ☐

Client_____ Profile/EZ (Circle one)_____ Notes_____

Item#	BP4U-125 mL Plastic Unpreserved (N/A) (Cl-)	BP3U-250 mL Plastic Unpreserved (N/A)	BP2U-500 mL Plastic Unpreserved (N/A)	BP1U-1 liter Plastic Unpreserved (N/A)		BP4S-125 mL Plastic H2SO4 (pH < 2) (Cl-)	BP3N-250 mL plastic HNO3 (pH < 2)	BP4Z-125 mL Plastic ZN Acetate & NaOH (>9)	BP4B-125 mL Plastic NaOH (pH > 12) (Cl-)	WGFU-Wide-mouthed Glass jar Unpreservec	AG1U-1 liter Amber Unpreserved (N/A) (Cl-)	AG1H-1 liter Amber HCl (pH < 2)	AG3U-250 mL Amber Unpreserved (N/A) (Cl-)	AG1S-1 liter Amber H2SO4 (pH < 2)	AG3S-250 mL Amber H2SO4 (pH < 2)	DG94-40 mL Amber NH4Cl (N/A)(Cl-)	DG9H-40 mL VOA HCl (N/A)	VG9T-40 mL VOA Na2S2O3 (N/A)	VG9U-40 mL VOA Unpreserved (N/A)	DG9V-40 mL VOA H3PO4 (N/A)	KP7U-50 mL Plastic Unpreserved (N/A)	V/GK (3 vials per kit)-VPH/Gas kit (N/A)	SP5T-125 mL Sterile Plastic (N/A – lab)	SP2T-250 mL Sterile Plastic (N/A – lab)		BP3R-250 mL Plastic (NH2)2SO4 (9.3-9.7)	AGDU-10C mL Amber Unpreserved (N/A) (Cl-)	VSGU-20 mL Scintillation vials (N/A)	DG9U-40 mL Amber Unpreserved vials (N/A)
CC																														
1		2	1				2																							
2		3	1				2																							
3		2	1				2																							
4		2	1				2																							
5		1	1				2																							
6		1	1				2																							
7		1	1				2																							
8																														
9																														
10																														
11																														
12																														

pH Adjustment Log for Preserved Samples

Sample ID	Type of Preservative	pH upon receipt	Date preservation adjusted	Time preservation adjusted	Amount of Preservative added	Lot #

Note: Whenever there is a discrepancy affecting North Carolina compliance samples, a copy of this form will be sent to the North Carolina DENR Certification Office (i.e. Out of hold, incorrect preservative, out of temp, incorrect containers.

Pace® Location Requested (City/State):
Pace Analytical Charlotte
9800 Kincey Ave. Suite 100, Huntersville, NC 28078

CHAIN-OF-CUSTODY Analytical Request Document

Chain-of-Custody is a LEGAL DOCUMENT - Complete all relevant fields

LAB USE ONLY- Affix Workorder/Login Label Here

Scan QR Code for Instructions

Company Name: Georgia Power - Bowen	Contact/Report To: Kristen Jurinko, Kevin Stephenson, Stantec Group
Street Address: 241 Ralph McGill Blvd NE Bin 10160 Atlanta, GA 30308	Phone #: (470) 217-0008; (404) 831-4407 E-Mail: knjurink@southernco.com; kmstephe@southernco.com Cc E-Mail: Laura Midkiff, Ben Hodges, Mike Smilley, Noelia Gangi
Customer Project #:	
Project Name: Bowen LF Cells 1&2	Invoice To: Account Payable
	Invoice Email: georgiapowerinvoices@southernco.com
Site Collection Info/Facility ID (as applicable):	Purchase Order # (if applicable): GPC82474-0006
	Quote #:
Time Zone Collected: [ ] AK [ ] PT [ ] MT [ ] CT [X] ET	County / State origin of sample(s): Georgia
Data Deliverables: [ ] Level II [ ] Level III [ ] Level IV [ ] EQUIS [ ] Other_____	Regulatory Program (DW, RCRA, etc.) as applicable: Reportable [ ] Yes [ ] No
	Rush (Pre-approval required): [ ] Same Day [ ] 1 Day [ ] 2 Day [ ] 3 Day Other_____
	DW PWSID # or WW Permit # as applicable:
	Date Results Requested:
	Field Filtered (if applicable): [ ] Yes [ ] No Analysis:

* Matrix Codes (Insert in Matrix box below): Drinking Water (DW), Ground Water (GW), Wastewater (WW), Product (P), Soil/Solid (SS), Oil (OL), Wipe (WP), Tissue (TS), Bioassay (B), Vapor (V), Surface Water (SW), Sediment (SED), Sludge (SL), Caulk (CK), Leachate (LL), Biosolid (BS), Other (OT)

Customer Sample ID	Matrix *	Comp / Grab	Composite Start Date	Composite Start Time	Collected or Composite End Date	Collected or Composite End Time	# Cont.	Res. Chlorine Result	Res. Chlorine Units	2320B Alkalinity	2540C Total Dissolved Solids	300.0-Cl, SO4, F	App I/III Metals + State Metals	Additional Metals (Fe, Mg, Mn, K, Na)						Sample Comment	Preservation non-conformance identified for sample
Specify Container Size **										3	2	3	3	3							
Identify Container Preservative Type***										1	1	1	2	2							
Analysis Requested																					
BOW-GWA-1	WG	G					5			X	X	X	X	X							
BOW-GWA-2	WG	G					5			X	X	X	X	X							
BOW-GWA-2R	WG	G					5			X	X	X	X	X							
BOW-GWA-3A	WG	G					5			X	X	X	X	X							
BOW-GWA-4RZ	WG	G					5			X	X	X	X	X							
BOW-GWA-50	WG	G					5			X	X	X	X	X							
BOW-GWA-50R	WG	G					5			X	X	X	X	X							
BOW-GWC-5	WG	G					5			X	X	X	X	X							
BOW-GWC-6	WG	G			2/20/26	1046	5			X	X	X	X	X							
BOW-GWC-6RZ	WG	G			2/20/26	1023	5			X	X	X	X	X							

Lab Use Only
Proj Mgr: Bonnie Vang
AcctNum / Client ID:
Table #:
Profile / Template: 16492
Prelog / Bottle Ord. ID: EZ 3362932

** Container Size: (1) 1L, (2) 500mL, (3) 250mL, (4) 125mL, (5) 100mL, (6) 40mL vial, (7) EnCore, (8) TerraCore, (9) 90mL, (10) Other

*** Preservative Types: (1) None, (2) HNO3, (3) H2SO4, (4) HCl, (5) NaOH, (6) Zn Acetate, (7) NaHSO4, (8) Sod. Thiosulfate, (9) Ascorbic Acid, (10) MeOH, (11) Other

Additional Instructions from Pace® :
Task Code: BOW-CCR-ASSMT-2026S1
App I: Antimony, Arsenic, Barium, Beryllium, Cadmium, Chromium, Cobalt, Copper, Lead, Mercury, Nickel, Selenium, Silver, Thallium, Vanadium, Zinc
App III: Boron, Calcium, Chloride, Fluoride, Sulfate, TDS
Additional Metals: Iron, Magnesium, Manganese, Potassium, Sodium

Collected By: (Printed Name): William Laaker, Jay Siewert, Natalie Piparo, Shannon Northen, Ori Kimhi, Kyle Rhyne
Signature:

Customer Remarks / Special Conditions / Possible Hazards:

# Coolers:	Thermometer ID:	Correction Factor (°C):	Obs. Temp (°C):	Corrected Temp (°C):	Oakite

Relinquished by/Company: (Signature)	Date/Time:	Received by/Company: (Signature)	Date/Time:	Tracking Number:
EnSafe	1423 2/20/26	EnSafe	2/20/26 1623	
				Delivered by: [ ] In-Person [ ] Courier [ ] FedEx [ ] UPS [ ] Other
				Page: 1 of 1

Submitting a sample via this chain of custody constitutes acknowledgment and acceptance of the Pace® Terms and Conditions found at https://www.pacelabs.com/resource-library/resource/pace-terms-and-conditions/

Pace® Location Requested (City/State):
Pace Analytical Charlotte
9800 Kincey Ave. Suite 100, Huntersville, NC 28078

CHAIN-OF-CUSTODY Analytical Request Document

Chain-of-Custody is a LEGAL DOCUMENT - Complete all relevant fields

LAB USE ONLY- Affix Workorder/Login Label Here

Scan QR Code for Instructions

Company Name:	Georgia Power - Bowen
Street Address:	241 Ralph McGill Blvd NE Bin 10160 Atlanta, GA 30308
Customer Project #:	
Project Name:	Bowen LF Cells 1&2
Site Collection Info/Facility ID (as applicable):	
Time Zone Collected:	[ ] AK [ ] PT [ ] MT [ ] CT [X] ET
Data Deliverables:	[ ] Level II [ ] Level III [ ] Level IV [ ] EQUIS [ ] Other_____
Contact/Report To:	Kristen Jurinko, Kevin Stephenson, Stantec Group
Phone #:	(470) 217-0008; (404) 831-4407
E-Mail:	knjurink@southernco.com; kmstephe@southernco.com
Cc E-Mail:	Laura Midkiff, Ben Hodges, Mike Smilley, Noelia Gangi
Invoice To:	Account Payable
Invoice Email:	georgiapowerinvoices@southernco.com
Purchase Order # (if applicable):	GPC82474-0006
Quote #:	
County / State origin of sample(s):	Georgia
Regulatory Program (DW, RCRA, etc.) as applicable:	Reportable [ ] Yes [ ] No
Rush (Pre-approval required):	[ ] Same Day [ ] 1 Day [ ] 2 Day [ ] 3 Day Other_____
DW PWSID # or WW Permit # as applicable:	
Date Results Requested:	
Field Filtered (if applicable):	[ ] Yes [ ] No
Analysis:	

* Matrix Codes (Insert in Matrix box below): Drinking Water (DW), Ground Water (GW), Wastewater (WW), Product (P), Soil/Solid (SS), Oil (OL), Wipe (WP), Tissue (TS), Bioassay (B), Vapor (V), Surface Water (SW), Sediment (SED), Sludge (SL), Caulk (CK), Leachate (LL), Biosolid (BS), Other (OT)

Specify Container Size **: 3 2 3 3 3

Identify Container Preservative Type***: 1 1 1 2 2

**Container Size: (1) 1L, (2) 500mL, (3) 250mL, (4) 125mL, (5) 100mL, (6) 40mL vial, (7) EnCore, (8) TerraCore, (9) 90mL, (10) Other

*** Preservative Types: (1) None, (2) HNO3, (3) H2SO4, (4) HCl, (5) NaOH, (6) Zn Acetate, (7) NaHSO4, (8) Sod. Thiosulfate, (9) Ascorbic Acid, (10) MeOH, (11) Other

Customer Sample ID	Matrix *	Comp / Grab	Composite Start Date	Composite Start Time	Collected or Composite End Date	Collected or Composite End Time	# Cont.	Res. Chlorine Result	Res. Chlorine Units	2320B Alkalinity	2540C Total Dissolved Solids	300.0-Cl, SO4, F	App I/III Metals + State Metals	Additional Metals (Fe, Mg, Mn, K, Na)	Sample Comment
BOW-GWC-7Z	WG	G					5			X	X	X	X	X	
BOW-GWC-8Z	WG	G					5			X	X	X	X	X	
BOW-GWC-8RR	WG	G					5			X	X	X	X	X	
BOW-GWC-9	WG	G					5			X	X	X	X	X	
BOW-GWC-10	WG	G					5			X	X	X	X	X	
BOW-GWC-10R	WG	G					5			X	X	X	X	X	
BOW-GWC-11	WG	G					5			X	X	X	X	X	
BOW-GWC-11R	WG	G			2/20/26	1104	5			X	X	X	X	X	
BOW-GWC-12	WG	G					5			X	X	X	X	X	
BOW-GWC-13	WG	G					5			X	X	X	X	X	

Lab Use Only:
Proj. Mgr: Bonnie Vang
AcctNum / Client ID:
Table #:
Profile / Template: 16492
Prelog / Bottle Ord ID: EZ 3362932

Preservation non-conformance identified for sample.

Additional Instructions from Pace® :
Task Code: BOW-CCR-ASSMT-202651
App I: Antimony, Arsenic, Barium, Beryllium, Cadmium, Chromium, Cobalt, Copper, Lead, Mercury, Nickel, Selenium, Silver, Thallium, Vanadium, Zinc
App III: Boron, Calcium, Chloride, Fluoride, Sulfate, TDS
Additional Metals: Iron, Magnesium, Manganese, Potassium, Sodium

Collected By: (Printed Name): William Laaker, Jay Siewert, Natalie Piparo, Shannon Northen, Ori Kimhi, Kyle Rhyne

Signature: EnSafe

Customer Remarks / Special Conditions / Possible Hazards:

Coolers: Thermometer ID: Correction Factor (°C): Obs. Temp (°C): Corrected Temp (°C): On Ice:

Relinquished by/Company: (Signature)	Date/Time:	Received by/Company: (Signature)	Date/Time:	Tracking Number:
EnSafe	2/20/26 1423		2/20/26 1423	
Relinquished by/Company: (Signature)	Date/Time:	Received by/Company: (Signature)	Date/Time:	Delivered by: [ ] In Person [ ] Courier
Relinquished by/Company: (Signature)	Date/Time:	Received by/Company: (Signature)	Date/Time:	[ ] FedEx [ ] UPS [ ] Other
Relinquished by/Company: (Signature)	Date/Time:	Received by/Company: (Signature)	Date/Time:	Page: 2 of 4

Submitting a sample via this chain of custody constitutes acknowledgment and acceptance of the Pace® Terms and Conditions found at https://www.pacelabs.com/resource-library/resource/pace-terms-and-conditions/

ENV-FRM-CORQ-0019_v02_110123 ©

Pace® Location Requested (City/State):
Pace Analytical Charlotte
9800 Kincey Ave Suite 100, Huntersville, NC 28078

CHAIN-OF-CUSTODY Analytical Request Document

Chain-of-Custody is a LEGAL DOCUMENT - Complete all relevant fields

LAB USE ONLY- Affix Workorder/Login Label Here

Scan QR Code for Instructions

Company Name: Georgia Power - Bowen	Contact/Report To: Kristen Jurinko, Kevin Stephenson, Stantec Group
Street Address: 241 Ralph McGill Blvd NE Bin 10160 Atlanta, GA 30308	Phone #: (470) 217-0008; (404) 831-4407 E-Mail: knjurink@southernco.com; kmstephe@southernco.com Cc E-Mail: Laura Midkiff, Ben Hodges, Mike Smilley, Noelia Gangi
Customer Project #:	
Project Name: Bowen LF Cells 1&2	Invoice To: Account Payable
	Invoice Email: georgiapowerinvoices@southernco.com
Site Collection Info/Facility ID (as applicable):	Purchase Order # (if applicable): GPC82474-0006
	Quote #:
Time Zone Collected: [ ] AK [ ] PT [ ] MT [ ] CT [X] ET	County / State origin of sample(s): Georgia

Data Deliverables:
[ ] Level II [ ] Level III [ ] Level IV
[ ] EQuIS
[ ] Other _____

Regulatory Program (DW, RCRA, etc.) as applicable: Reportable [ ] Yes [ ] No

Rush (Pre-approval required):
[ ] Same Day [ ] 1 Day [ ] 2 Day [ ] 3 Day Other _____

DW PWSID # or WW Permit # as applicable:

Date Results Requested:

Field Filtered (if applicable): [ ] Yes [ ] No
Analysis:

* Matrix Codes (Insert in Matrix box below): Drinking Water (DW), Ground Water (GW), Wastewater (WW), Product (P), Soil/Solid (SS), Oil (OL), Wipe (WP), Tissue (TS), Bioassay (B), Vapor (V), Surface Water (SW), Sediment (SED), Sludge (SL), Caulk (CK), Leachate (LL), Biosolid (BS), Other (OT)

Specify Container Size **: 3 2 3 3 3

**Container Size: (1) 1L, (2) 500mL, (3) 250mL, (4) 125mL, (5) 100mL, (6) 40mL vial, (7) EnCore, (8) TerraCore, (9) 90mL, (10) Other

Identify Container Preservative Type***: 1 1 1 2 2

*** Preservative Types: (1) None, (2) HNO3, (3) H2SO4, (4) HCl, (5) NaOH, (6) Zn Acetate, (7) NaHSO4, (8) Sod Thiosulfate, (9) Ascorbic Acid, (10) MeOH, (11) Other

Analysis Requested

Customer Sample ID	Matrix *	Comp / Grab	Composite Start Date	Composite Start Time	Collected or Composite End Date	Collected or Composite End Time	# Cont.	Res. Chlorine Result	Res. Chlorine Units	2320B Alkalinity	2540C Total Dissolved Solids	300.0-Cl, SO4, F	App I/III Metals + State Metals	Additional Metals (Fe, Mg, Mn, K, Na)
BOW-GWC-13RZ	WG	G			2/20/26	0950	5			X	X	X	X	X
BOW-GWC-14Z	WG	G					5			X	X	X	X	X
BOW-GWC-15R	WG	G					5			X	X	X	X	X
BOW-GWC-15Z	WG	G					5			X	X	X	X	X
BOW-LF1-2-FD- 11	WG	G			2/20/26	—	4				X	X	X	
BOW-LF1-2-FD-	WG	G					4				X	X	X	
BOW-LF1-2-FD-	WG	G					4				X	X	X	
BOW-LF1-2-FB- 11	WQ	G			2/20/26	1124	4				X	X	X	
BOW-LF1-2-FB-	WQ	G					4				X	X	X	
BOW-LF1-2-FB-	WQ	G					4				X	X	X	

Lab Use Only
Proj Mgr: Bonnie Vang
AcctNum / Client ID:
Table #:
Profile / Template: 16492
Prelog / Bottle Ord. ID: EZ 3362932
Sample Comment:
Preservation non-conformance identified for sample

Additional Instructions from Pace®:
Task Code: BOW-CCR-ASSMT-2026S1
App I: Antimony, Arsenic, Barium, Beryllium, Cadmium, Chromium, Cobalt, Copper, Lead, Mercury, Nickel, Selenium, Silver, Thallium, Vanadium, Zinc
App III: Boron, Calcium, Chloride, Fluoride, Sulfate, TDS
Additional Metals: Iron, Magnesium, Manganese, Potassium, Sodium

Collected By: (Printed Name): William Laaker, Jay Siewert, Natalie Piparo, Shannon Northen, Ori Kimhi, Kyle Rhyne
Signature:

Customer Remarks / Special Conditions / Possible Hazards:

Coolers: Thermometer ID: Correction Factor (°C): Obs. Temp. (°C): Corrected Temp (°C): On Ice

Relinquished by/Company: (Signature)	Date/Time:	Received by/Company: (Signature)	Date/Time:	Tracking Number:
EnSafe	2/20/26 1423		2/20/26 1423	
Relinquished by/Company: (Signature)	Date/Time:	Received by/Company: (Signature)	Date/Time:	Delivered by: [ ] In Person [ ] Courier
Relinquished by/Company: (Signature)	Date/Time:	Received by/Company: (Signature)	Date/Time:	[ ] FedEx [ ] UPS [ ] Other
Relinquished by/Company: (Signature)	Date/Time:	Received by/Company: (Signature)	Date/Time:	Page: 3 of 4

Submitting a sample via this chain of custody constitutes acknowledgment and acceptance of the Pace® Terms and Conditions found at https://www.pacelabs.com/resource-library/resource/pace-terms-and-conditions/

Pace® Location Requested (City/State):
Pace Analytical Charlotte
9800 Kincey Ave. Suite 100, Huntersville, NC 28078

CHAIN-OF-CUSTODY Analytical Request Document

Chain-of-Custody is a LEGAL DOCUMENT - Complete all relevant fields

LAB USE ONLY- Affix Workorder/Login Label Here

Scan QR Code for Instructions

Company Name:	Georgia Power - Bowen
Street Address:	241 Ralph McGill Blvd NE Bin 10160 Atlanta, GA 30308
Customer Project #:	
Project Name:	Bowen LF Cells 1&2
Site Collection Info/Facility ID (as applicable):	
Time Zone Collected:	[ ] AK [ ] PT [ ] MT [ ] CT [X] ET
Data Deliverables:	[ ] Level II [ ] Level III [ ] Level IV [ ] EQUIS [ ] Other_____
Contact/Report To:	Kristen Jurinko, Kevin Stephenson, Stantec Group
Phone #:	(470) 217-0008; (404) 831-4407
E-Mail:	knjurink@southernco.com; kmstephe@southernco.com
Cc E-Mail:	Laura Midkiff, Ben Hodges, Mike Smilley, Noelia Gangi
Invoice To:	Account Payable
Invoice Email:	georgiapowerinvoices@southernco.com
Purchase Order # (if applicable):	GPC82474-0006
Quote #:	
County / State origin of sample(s):	Georgia
Regulatory Program (DW, RCRA, etc.) as applicable:	Reportable [ ] Yes [ ] No
Rush (Pre-approval required):	[ ] Same Day [ ] 1 Day [ ] 2 Day [ ] 3 Day Other _____
Date Results Requested:	
DW PWSID # or WW Permit # as applicable:	
Field Filtered (if applicable):	[ ] Yes [ ] No
Analysis:	

* Matrix Codes (Insert in Matrix box below): Drinking Water (DW), Ground Water (GW), Wastewater (WW), Product (P), Soil/Solid (SS), Oil (OL), Wipe (WP), Tissue (TS), Bioassay (B), Vapor (V), Surface Water (SW), Sediment (SED), Sludge (SL), Caulk (CK), Leachate (LL), Biosolid (BS), Other (OT)

Customer Sample ID	Matrix *	Comp / Grab	Composite Start Date	Composite Start Time	Collected or Composite End Date	Collected or Composite End Time	# Cont.	Res. Chlorine Result	Res. Chlorine Units	2320B Alkalinity	2540C Total Dissolved Solids	300.0-Cl, SO4, F	App I/III Metals + State Metals	Additional Metals (Fe, Mg, Mn, K, Na)	Sample Comment
BOW-LF1-2-EB- 11	WQ	G			2/20/26	1135	4				X	X	X		
BOW-LF1-2-EB-	WQ	G					4				X	X	X		
BOW-LF1-2-EB-	WQ	G					4				X	X	X		

Specify Container Size **: 3 2 3 3 3

Identify Container Preservative Type***: 1 1 1 2 2

Analysis Requested

**Container Size: (1) 1L, (2) 500mL, (3) 250mL, (4) 125mL, (5) 100mL, (6) 40mL vial, (7) EnCore, (8) TerraCore, (9) 90mL, (10) Other

*** Preservative Types: (1) None, (2) HNO3, (3) H2SO4, (4) HCl, (5) NaOH, (6) Zn Acetate, (7) NaHSO4, (8) Sod. Thiosulfate, (9) Ascorbic Acid, (10) MeOH, (11) Other

Lab Use Only

Proj. Mgr: Bonnie Vang

AcctNum / Client ID:

Table #:

Profile / Template: 16492

Prelog / Bottle Ord. ID: EZ 3362932

Preservation non-conformance identified for sample

Additional Instructions from Pace® :

Task Code: BOW-CCR-ASSMT-2026S1

App I: Antimony, Arsenic, Barium, Beryllium, Cadmium, Chromium, Cobalt, Copper, Lead, Mercury, Nickel, Selenium, Silver, Thallium, Vanadium, Zinc
App III: Boron, Calcium, Chloride, Fluoride, Sulfate, TDS
Additional Metals: Iron, Magnesium, Manganese, Potassium, Sodium

Collected By: (Printed Name): William Laaker, Jay Siewert, Natalie Piparo, Shannon Northen, Ori Kimhi, Kyle Rhyne

Signature:

EnSafe

Customer Remarks / Special Conditions / Possible Hazards:

Coolers: Thermometer ID: Correction Factor (°C): Obs Temp (°C): Corrected Temp (°C): Status:

Relinquished by/Company: (Signature)	Date/Time:	Received by/Company: (Signature)	Date/Time:	Tracking Number:
EnSafe	2/20/26 1423		2/20/26 1423	
Relinquished by/Company: (Signature)	Date/Time:	Received by/Company: (Signature)	Date/Time:	
Relinquished by/Company: (Signature)	Date/Time:	Received by/Company: (Signature)	Date/Time:	Delivered by: [ ] In-Person [ ] Courier [ ] FedEX [ ] UPS [ ] Other
Relinquished by/Company: (Signature)	Date/Time:	Received by/Company: (Signature)	Date/Time:	Page: 4 of 4

Submitting a sample via this chain of custody constitutes acknowledgment and acceptance of the Pace® Terms and Conditions found at https://www.pacelabs.com/resource-library/resource/pace-terms-and-conditions/

ENV-FRM-CORQ-0019_v02_110123 ©

Pace	DC#_Title: ENV-FRM-HUN1-0083 v05_Sample Condition Upon Receipt
	Effective Date: 05/24/2024

Laboratory receiving samples:

Asheville ☐ Eden ☐ Greenwood ☐ Huntersville ☐ Raleigh ☐ Mechanicsville ☐ Atlanta ☑ Kernersville ☐

Sample Condition Upon Receipt

Client Name: CA Power

Project #:

Courier: ☐ Commercial ☐ Fed Ex ☑ Pace ☐ UPS ☐ USPS ☐ Other:____ ☐ Client

Custody Seal Present? ☐ Yes ☑ No Seals Intact? ☐ Yes ☐ No ☑ N/A

Date/Initials Person Examining Contents: 2/20/26 CH

Packing Material: ☐ Bubble Wrap ☐ Bubble Bags ☑ None ☐ Other

Biological Tissue Frozen? ☐ Yes ☐ No ☑ N/A

Thermometer: ☑ IR Gun ID: 214

Type of Ice: ☑ Wet ☐ Blue ☐ None

Cooler Temp: 3.3 Correction Factor: Add/Subtract (°C) 0.0

Temp should be above freezing to 6°C

☐ Samples out of temp criteria. Samples on ice, cooling process has begun

Cooler Temp Corrected (°C): 3.3

USDA Regulated Soil (☐ N/A, water sample)

Did samples originate in a quarantine zone within the United States: CA, NY, or SC (check maps)? ☐ Yes ☐ No

Did samples originate from a foreign source (internationally, including Hawaii and Puerto Rico)? ☐ Yes ☐ No

				Comments/Discrepancy:
Chain of Custody Present?	☑ Yes	☐ No	☐ N/A	1.
Samples Arrived within Hold Time?	☑ Yes	☐ No	☐ N/A	2.
Short Hold Time Analysis (<72 hr.)?	☐ Yes	☑ No	☐ N/A	3.
Rush Turn Around Time Requested?	☐ Yes	☑ No	☐ N/A	4.
Sufficient Volume?	☑ Yes	☐ No	☐ N/A	5.
Correct Containers Used?	☑ Yes	☐ No	☐ N/A	6.
-Pace Containers Used?	☑ Yes	☐ No	☐ N/A	
Containers Intact?	☑ Yes	☐ No	☐ N/A	7.
Dissolved analysis: Samples Field Filtered?	☐ Yes	☐ No	☑ N/A	8.
Sample Labels Match COC?	☑ Yes	☐ No	☐ N/A	9.
-Includes Date/Time/ID/Analysis Matrix:	W			
Headspace in VOA Vials (>5-6mm)?	☐ Yes	☐ No	☑ N/A	10.
Trip Blank Present?	☐ Yes	☐ No	☑ N/A	11.
Trip Blank Custody Seals Present?	☐ Yes	☐ No	☑ N/A	

COMMENTS/SAMPLE DISCREPANCY

Field Data Required? ☐ Yes ☐ No

Lot ID of split containers:

CLIENT NOTIFICATION/RESOLUTION

Person contacted: _____ Date/Time: _____

Project Manager SCURF Review: _____ Date: _____

Project Manager SRF Review: _____ Date: _____

*Check mark top half of box if pH and/or dechlorination is verified and within the acceptance range for preservation samples.
Exceptions: VOA, Coliform, TOC, Oil and Grease, DRO/8015 (water) DOC, LLHg
**Bottom half of box is to list number of bottles
***Check all unpreserved Nitrates for chlorine

Project #

Laboratory Receiving Location: Asheville ☐ Eden ☐ Greenwood ☐ Huntersville ☐ Raleigh ☐ Mechanicsville ☐ Atlanta ☐ Kernersville ☐

Client_____ Profile/EZ (Circle one)_____ Notes_____

Item#	BP4U-125 mL Plastic Unpreserved (N/A) (Cl-)	BP3U-250 mL Plastic Unpreserved (N/A)	BP2U-500 mL Plastic Unpreserved (N/A)	BP1U-1 liter Plastic Unpreserved (N/A)		BP4S-125 mL Plastic H2SO4 (pH < 2) (Cl-)	BP3N-250 mL plastic HNO3 (pH < 2)	BP4Z-125 mL Plastic ZN Acetate & NaOH (>9)	BP4B-125 mL Plastic NaOH (pH > 12) (Cl-)	WGFU-Wide-mouthed Glass jar Unpreserved	AG1U-1 liter Amber Unpreserved (N/A) (Cl-)	AG1H-1 liter Amber HCl (pH < 2)	AG3U-250 mL Amber Unpreserved (N/A) (Cl-)	AG1S-1 liter Amber H2SO4 (pH < 2)	AG3S-250 mL Amber H2SO4 (pH < 2)	DG94-40 mL Amber NH4Cl (N/A)(Cl-)	DG9H-40 mL VOA HCl (N/A)	VG9T-40 mL VOA Na2S2O3 (N/A)	VG9U-40 mL VOA Unpreserved (N/A)	DG9V-40 mL VOA H3PO4 (N/A)	KP7U-50 mL Plastic Unpreserved (N/A)	V/GK (3 vials per kit)-VPH/Gas kit (N/A)	SP5T-125 mL Sterile Plastic (N/A – lab)	SP2T-250 mL Sterile Plastic (N/A – lab)		BP3R-250 mL Plastic (NH2)2SO4 (9.3-9.7)	AG0U-100 mL Amber Unpreserved (N/A) (Cl-)	VSGU-20 mL Scintillation vials (N/A)	DG9U-40 mL Amber Unpreserved vials (N/A)
CC																														
1		2	1				2																							
2		2	1				2																							
3		2	1				2																							
4		2	1				2																							
5		2	1				2																							
6		2	1				2																							
7		2	1				2																							
8		2	1				2																							
9		2	1				2																							
10		2	1				2																							
11		2	1				2																							
12		2	1				2																							

pH Adjustment Log for Preserved Samples

Sample ID	Type of Preservative	pH upon receipt	Date preservation adjusted	Time preservation adjusted	Amount of Preservative added	Lot #

Note: Whenever there is a discrepancy affecting North Carolina compliance samples, a copy of this form will be sent to the North Carolina DENR Certification Office (i.e. Out of hold, incorrect preservative, out of temp, incorrect containers.

*Check mark top half of box if pH and/or dechlorination is verified and within the acceptance range for preservation samples.
Exceptions: VOA, Coliform, TOC, Oil and Grease, DRO/8015 (water) DOC, LLHg
**Bottom half of box is to list number of bottles
***Check all unpreserved Nitrates for chlorine

Project #

Laboratory Receiving Location: Asheville ☐ Eden ☐ Greenwood ☐ Huntersville ☐ Raleigh ☐ Mechanicsville ☐ Atlanta ☐ Kernersville ☐

Client_____ Profile/EZ (Circle one)_____ Notes_____

Item#	BP4U-125 mL Plastic Unpreserved (N/A) (Cl-)	BP3U-250 mL Plastic Unpreserved (N/A)	BP2U-500 mL Plastic Unpreserved (N/A)	BP1U-1 liter Plastic Unpreserved (N/A)		BP4S-125 mL Plastic H2SO4 (pH < 2) (Cl-)	BP3N-250 mL plastic HNO3 (pH < 2)	BP4Z-125 mL Plastic ZN Acetate & NaOH (>9)	BP4B-125 mL Plastic NaOH (pH > 12) (Cl-)	WGFU-Wide-mouthed Glass Jar Unpreserved	AG1U-1 liter Amber Unpreserved (N/A) (Cl-)	AG1H-1 liter Amber HCl (pH < 2)	AG3U-250 mL Amber Unpreserved (N/A) (Cl-)	AG1S-1 liter Amber H2SO4 (pH < 2)	AG3S-250 mL Amber H2SO4 (pH < 2)	DG94-40 mL Amber NH4Cl (N/A)(Cl-)	DG9H-40 mL VOA HCl (N/A)	VG9T-40 mL VOA Na2S2O3 (N/A)	VG9U-40 mL VOA Unpreserved (N/A)	DG9V-40 mL VOA H3PO4 (N/A)	KP7U-50 mL Plastic Unpreserved (N/A)	V/GK (3 vials per kit)-VPH/Gas kit (N/A)	SP5T-125 mL Sterile Plastic (N/A – lab)	SP2T-250 mL Sterile Plastic (N/A – lab)		BP3R-250 mL Plastic (NH2)2SO4 (9.3-9.7)	AG0U-100 mL Amber Unpreserved (N/A) (Cl-)	VSGU-20 mL Scintillation vials (N/A)	DG9U-40 mL Amber Unpreserved vials (N/A)
CC																													
1		2	1				2																						
2		2	1				2																						
3		2	1				2																						
4		2	1				2																						
5		2	1				2																						
6		1	1				2																						
7		2	1				2																						
8		1	1				2																						
9		1	1				2																						
10		1	1				2																						
11		1	1				2																						
12																													

pH Adjustment Log for Preserved Samples

Sample ID	Type of Preservative	pH upon receipt	Date preservation adjusted	Time preservation adjusted	Amount of Preservative added	Lot #

Note: Whenever there is a discrepancy affecting North Carolina compliance samples, a copy of this form will be sent to the North Carolina DENR Certification Office (i.e. Out of hold, incorrect preservative, out of temp, incorrect containers.

Pace® Location Requested (City/State):
Pace Analytical Charlotte
9800 Kincey Ave. Suite 100, Huntersville, NC 28078

CHAIN-OF-CUSTODY Analytical Request Document

Chain-of-Custody is a LEGAL DOCUMENT - Complete all relevant fields

LAB USE ONLY- Affix Workorder/Login Label Here

Scan QR Code for Instructions

Company Name: Georgia Power - Bowen	Contact/Report To: Kristen Jurinko, Kevin Stephenson, Stantec Group
Street Address: 241 Ralph McGill Blvd NE Bin 10160 Atlanta, GA 30308	Phone #: (470) 217-0008; (404) 831-4407 E-Mail: knjurink@southernco.com; kmstephe@southernco.com Cc E-Mail: Laura Midkiff, Ben Hodges, Mike Smilley, Noelia Gangi
Customer Project #:	
Project Name: Bowen LF Cells 1&2	Invoice To: Account Payable
Site Collection Info/Facility ID (as applicable):	Invoice Email: georgiapowerinvoices@southernco.com Purchase Order # (if applicable): GPC82474-0006 Quote #:
Time Zone Collected: [ ] AK [ ] PT [ ] MT [ ] CT [X] ET	County / State origin of sample(s): Georgia
Data Deliverables: [ ] Level II [ ] Level III [ ] Level IV [ ] EQUIS [ ] Other	Regulatory Program (DW, RCRA, etc.) as applicable: Reportable [ ] Yes [ ] No Rush (Pre-approval required): [ ] Same Day [ ] 1 Day [ ] 2 Day [ ] 3 Day Other DW PWSID # or WW Permit # as applicable: Date Results Requested: Field Filtered (if applicable): [ ] Yes [ ] No Analysis:

* Matrix Codes (Insert in Matrix box below): Drinking Water (DW), Ground Water (GW), Wastewater (WW), Product (P), Soil/Solid (SS), Oil (OL), Wipe (WP), Tissue (TS), Bioassay (B), Vapor (V), Surface Water (SW), Sediment (SED), Sludge (SL), Caulk (CK), Leachate (LL), Biosolid (BS), Other (OT)

Customer Sample ID	Matrix *	Comp / Grab	Composite Start Date	Composite Start Time	Collected or Composite End Date	Collected or Composite End Time	# Cont.	Res. Chlorine Result	Res. Chlorine Units	2320B Alkalinity	2540C Total Dissolved Solids	300.0-Cl, SO4, F	App I/III Metals + State Metals	Additional Metals (Fe, Mg, Mn, K, Na)	Sample Comment
BOW-GWA-1	WG	G			2/18/26	1338	5			X	X	X	X	X	009
BOW-GWA-2	WG	G			2/18/26	1223	5			X	X	X	X	X	010
BOW-GWA-2R	WG	G			2/18/26	1441	5			X	X	X	X	X	011
BOW-GWA-3A	WG	G			2/17/26	1610	5			X	X	X	X	X	012
BOW-GWA-4RZ	WG	G			2/18/26	0951	5			X	X	X	X	X	013
BOW-GWA-50	WG	G			2/17/26	1218	5			X	X	X	X	X	014
BOW-GWA-50R	WG	G			2/17/26	1342	5			X	X	X	X	X	015
BOW-GWC-5	WG	G			2/19/26	1508	5			X	X	X	X	X	016
BOW-GWC-6	WG	G					5			X	X	X	X	X	
BOW-GWC-6RZ	WG	G					5			X	X	X	X	X	

Specify Container Size **: 3 2 3 3 3

Identify Container Preservative Type***: 1 1 1 2 2

Analysis Requested

**Container Size: (1) 1L, (2) 500mL, (3) 250mL, (4) 125mL, (5) 100mL, (6) 40mL vial, (7) EnCore, (8) TerraCore, (9) 90mL, (10) Other

*** Preservative Types: (1) None, (2) HNO3, (3) H2SO4, (4) HCl, (5) NaOH, (6) Zn Acetate, (7) NaHSO4, (8) Sod. Thiosulfate, (9) Ascorbic Acid, (10) MeOH, (11) Other

Lab Use Only
Proj. Mgr: Bonnie Vang
AcctNum / Client ID:
Table #:
Profile / Template: 16492
Prelog / Bottle Ord. ID: EZ 3362932

Preservation non-conformance identified for sample:

Additional Instructions from Pace®:
Task Code: BOW-CCR-ASSMT-2026S1
App I: Antimony, Arsenic, Barium, Beryllium, Cadmium, Chromium, Cobalt, Copper, Lead, Mercury, Nickel, Selenium, Silver, Thallium, Vanadium, Zinc
App III: Boron, Calcium, Chloride, Fluoride, Sulfate, TDS
Additional Metals: Iron, Magnesium, Manganese, Potassium, Sodium

Collected By: (Printed Name) William Laaker, Jay Siewert, Natalie Piparo, Shannon Northen, Ori Kimhi, Kyle Rhyne

Signature: Kyle Rhyne EnSafe

Customer Remarks / Special Conditions / Possible Hazards:

Coolers: Thermometer ID: Correction Factor (°C): Obs. Temp (°C): Corrected Temp (°C): On Ice:

Relinquished by/Company: (Signature)	Date/Time:	Received by/Company: (Signature)	Date/Time:
Kyle Rhyne / EnSafe EnSafe	2/20/26 1115	Ryan Williams / Pace	2/20/26 1115
Ryan Williams / Pace	2/20/26 1505	[signature]	2/20/26 1505
Relinquished by/Company: (Signature)	Date/Time:	Received by/Company: (Signature)	Date/Time:
Relinquished by/Company: (Signature)	Date/Time:	Received by/Company: (Signature)	Date/Time:

Tracking Number:

Delivered by: [ ] In-Person [ ] Courier [ ] FedEx [ ] UPS [ ] Other

Page: 1 of 4

Submitting a sample via this chain of custody constitutes acknowledgment and acceptance of the Pace® Terms and Conditions found at https://www.pacelabs.com/resource-library/resource/pace-terms-and-conditions/

ENV-FRM-CORC-0019_v02_110123 ©

Pace® Location Requested (City/State):
Pace Analytical Charlotte
9800 Kincey Ave. Suite 100, Huntersville, NC 28078

CHAIN-OF-CUSTODY Analytical Request Document

Chain-of-Custody is a LEGAL DOCUMENT - Complete all relevant fields

LAB USE ONLY- Affix Workorder/Login Label Here

Scan QR Code for Instructions

Company Name: Georgia Power - Bowen	Contact/Report To: Kristen Jurinko, Kevin Stephenson, Stantec Group
Street Address: 241 Ralph McGill Blvd NE Bin 10160 Atlanta, GA 30308	Phone #: (470) 217-0008; (404) 831-4407
	E-Mail: knjurink@southernco.com; kmstephe@southernco.com
	Cc E-Mail: Laura Midkiff, Ben Hodges, Mike Smilley, Noella Gangi
Customer Project #:	
Project Name: Bowen LF Cells 1&2	Invoice To: Account Payable
	Invoice Email: georgiapowerinvoices@southernco.com
Site Collection Info/Facility ID (as applicable):	Purchase Order # (if applicable): GPC82474-0006
	Quote #:
Time Zone Collected: [ ] AK [ ] PT [ ] MT [ ] CT [X] ET	County / State origin of sample(s): Georgia
Data Deliverables: [ ] Level II [ ] Level III [ ] Level IV [ ] EQUIS [ ] Other	Regulatory Program (DW, RCRA, etc.) as applicable: Reportable [ ] Yes [ ] No
	Rush (Pre-approval required): [ ] Same Day [ ] 1 Day [ ] 2 Day [ ] 3 Day Other
	DW PWSID # or WW Permit # as applicable:
	Date Results Requested:
	Field Filtered (If applicable): [ ] Yes [ ] No Analysis:

Specify Container Size **: 3 2 3 3 3

Identify Container Preservative Type***: 1 1 1 2 2

**Container Size: (1) 1L, (2) 500mL, (3) 250mL, (4) 125mL, (5) 100mL, (6) 40mL vial, (7) EnCore, (8) TerraCore, (9) 90mL, (10) Other

*** Preservative Types: (1) None, (2) HNO3, (3) H2SO4, (4) HCl, (5) NaOH, (6) Zn Acetate, (7) NaHSO4, (8) Sod. Thiosulfate, (9) Ascorbic Acid, (10) MeOH, (11) Other

* Matrix Codes (Insert in Matrix box below): Drinking Water (DW), Ground Water (GW), Wastewater (WW), Product (P), Soil/Solid (SS), Oil (OL), Wipe (WP), Tissue (TS), Bioassay (B), Vapor (V), Surface Water (SW), Sediment (SED), Sludge (SL), Caulk (CK), Leachate (LL), Biosolid (BS), Other (OT)

Customer Sample ID	Matrix *	Comp / Grab	Composite Start Date	Composite Start Time	Collected or Composite End Date	Collected or Composite End Time	# Cont.	Res. Chlorine Result	Res. Chlorine Units	2320B Alkalinity	2540C Total Dissolved Solids	300.0-Cl, SO4, F	App I/III Metals + State Metals	Additional Metals (Fe, Mg, Mn, K, Na)	Sample Comment
BOW-GWC-7Z	WG	G	~~2/19/26~~ OK	~~1124~~	2/19/26	1124	5			X	X	X	X	X	017
BOW-GWC-8Z	WG	G	~~2/19/26~~ OK	~~1405~~	2/19/26	1405	5			X	X	X	X	X	018
BOW-GWC-8RR	WG	G	~~2/19/26~~ OK	~~1537~~	2/19/26	1537	5			X	X	X	X	X	019
BOW-GWC-9	WG	G			2/19/26	1527	5			X	X	X	X	X	020
BOW-GWC-10	WG	G			2/19/26	1027	5			X	X	X	X	X	021
BOW-GWC-10R	WG	G			2/19/26	1207	5			X	X	X	X	X	022
BOW-GWC-11	WG	G			2/19/26	1540	5			X	X	X	X	X	023
BOW-GWC-11R	WG	G					5			X	X	X	X	X	
BOW-GWC-12	WG	G			2/19/26	1607	5			X	X	X	X	X	024
BOW-GWC-13	WG	G			2/19/26	1033	5			X	X	X	X	X	025

Lab Use Only:
Proj. Mgr: Bonnie Vang
Acct Num / Client ID:
Table #:
Profile / Template: 16492
Prelog / Bottle Ord. ID: EZ 3362932
Preservation non-conformance identified for sample

Additional Instructions from Pace®:
Task Code: BOW-CCR-ASSMT-2026S1
App II: Antimony, Arsenic, Barium, Beryllium, Cadmium, Chromium, Cobalt, Copper, Lead, Mercury, Nickel, Selenium, Silver, Thallium, Vanadium, Zinc
App III: Boron, Calcium, Chloride, Fluoride, Sulfate, TDS
Additional Metals: Iron, Magnesium, Manganese, Potassium, Sodium

Collected By: (Printed Name) William Laaker, Jay Siewert, Natalie Piparo, Shannon Northen, Ori Kimhi, Kyle Rhyne
Signature: Kyle Rhyne EnSafe

Customer Remarks / Special Conditions / Possible Hazards:

Coolers: Thermometer ID: Correction Factor (°C): Obs. Temp (°C): Corrected Temp (°C): On Ice:

Relinquished by/Company: (Signature)	Date/Time:	Received by/Company: (Signature)	Date/Time:
Kyle Rhyne / EnSafe EnSafe	2/20/26 1115	Ryan Willi / Pace	2/20/26 1115
Ryan Willi / Pace	2/20/26 1505	Chris Hawk 2/20/26	1505

Tracking Number:

Delivered by: [ ] In Person [ ] Courier [ ] FedEx [ ] UPS [ ] Other

Page: 2 of 4

Submitting a sample via this chain of custody constitutes acknowledgment and acceptance of the Pace® Terms and Conditions found at https://www.pacelabs.com/resource-library/resource/pace-terms-and-conditions/

ENV-FRM-CORQ-0019_v02_110123 ©

Pace® Location Requested (City/State):
Pace Analytical Charlotte
9800 Kincey Ave. Suite 100, Huntersville, NC 28078

CHAIN-OF-CUSTODY Analytical Request Document

Chain-of-Custody is a LEGAL DOCUMENT - Complete all relevant fields

LAB USE ONLY- Affix Workorder/Login Label Here

Scan QR Code for Instructions

Company Name:	Georgia Power - Bowen
Street Address:	241 Ralph McGill Blvd NE Bin 10160 Atlanta, GA 30308
Customer Project #:	
Project Name:	Bowen LF Cells 1&2
Site Collection Info/Facility ID (as applicable):	
Time Zone Collected:	[ ] AK [ ] PT [ ] MT [ ] CT [X] ET
Data Deliverables:	[ ] Level II [ ] Level III [ ] Level IV [ ] EQUIS [ ] Other_____
Contact/Report To:	Kristen Jurinko, Kevin Stephenson, Stantec Group
Phone #:	(470) 217-0008; (404) 831-4407
E-Mail:	knjurink@southernco.com; kmstephe@southernco.com
Cc E-Mail:	Laura Midkiff, Ben Hodges, Mike Smilley, Noelia Gangi
Invoice To:	Account Payable
Invoice Email:	georgiapowerinvoices@southernco.com
Purchase Order # (if applicable):	GPC82474-0006
Quote #:	
County / State origin of sample(s):	Georgia
Regulatory Program (DW, RCRA, etc.) as applicable:	Reportable [ ] Yes [ ] No
Rush (Pre-approval required):	[ ] Same Day [ ] 1 Day [ ] 2 Day [ ] 3 Day Other _____
Date Results Requested:	
DW PWSID # or WW Permit # as applicable:	
Field Filtered (if applicable):	[ ] Yes [ ] No
Analysis:	

Specify Container Size **: 3 2 3 3 3

Identify Container Preservative Type***: 1 1 1 2 2

Analysis Requested

**Container Size: (1) 1L, (2) 500mL, (3) 250mL, (4) 125mL, (5) 100mL, (6) 40mL vial, (7) EnCore, (8) TerraCore, (9) 90mL, (10) Other

*** Preservative Types: (1) None, (2) HNO3, (3) H2SO4, (4) HCl, (5) NaOH, (6) Zn Acetate, (7) NaHSO4, (8) Sod. Thiosulfate, (9) Ascorbic Acid, (10) MeOH, (11) Other

Lab Use Only

Proj. Mgr: Bonnie Vang

AcctNum / Client ID:

Table #:

Profile / Template: 16492

Prelog / Bottle Ord. ID: EZ 3362932

* Matrix Codes (Insert in Matrix box below): Drinking Water (DW), Ground Water (GW), Wastewater (WW), Product (P), Soil/Solid (SS), Oil (OL), Wipe (WP), Tissue (TS), Bioassay (B), Vapor (V), Surface Water (SW), Sediment (SED), Sludge (SL), Caulk (CK), Leachate (LL), Biosolid (BS), Other (OT)

Customer Sample ID	Matrix *	Comp / Grab	Composite Start Date	Composite Start Time	Collected or Composite End Date	Collected or Composite End Time	# Cont.	Res. Chlorine Result	Res. Chlorine Units	2320B Alkalinity	2540C Total Dissolved Solids	300.0-Cl, SO4, F	App I/III Metals + State Metals	Additional Metals (Fe, Mg, Mn, K, Na)	Sample Comment	Preservation non-conformance identified for sample
BOW-GWC-13RZ	WG	G					5			X	X	X	X	X		
BOW-GWC-14Z	WG	G					5			X	X	X	X	X		
BOW-GWC-15R	WG	G					5			X	X	X	X	X		
BOW-GWC-15Z	WG	G					5			X	X	X	X	X		
BOW-LF1-2-FD-09	WG	G			2/17/26	—	4				X	X	X		026	
BOW-LF1-2-FD-10	WG	G			2/19/26	—	4				X	X	X		027	
BOW-LF1-2-FD-	WG	G					4				X	X	X			
BOW-LF1-2-FB-09	WQ	G			2/17/26	1601	4				X	X	X		028	
BOW-LF1-2-FB-10	WQ	G			2/19/26	1606	4				X	X	X		029	
BOW-LF1-2-FB-	WQ	G					4				X	X	X			

Additional Instructions from Pace®:

Task Code: BOW-CCR-ASSMT-2026S1

App I: Antimony, Arsenic, Barium, Beryllium, Cadmium, Chromium, Cobalt, Copper, Lead, Mercury, Nickel, Selenium, Silver, Thallium, Vanadium, Zinc
App III: Boron, Calcium, Chloride, Fluoride, Sulfate, TDS
Additional Metals: Iron, Magnesium, Manganese, Potassium, Sodium

Collected By: (Printed Name): William Laaker, Jay Siewert, Natalie Piparo, Shannon Northen, Ori Kimhi, Kyle Rhyne

Signature: Kyle Rhyne EnSafe

Customer Remarks / Special Conditions / Possible Hazards:

Relinquished by/Company: (Signature)	Date/Time:	Received by/Company: (Signature)	Date/Time:	Tracking Number:
Kyle Rhyne / EnSafe EnSafe	2/20/26 1115	Ryan Williams / Pace	2/20/26 1115	
Ryan Williams / Pace	2/20/26 1505	Charles Huber	2/20/26 1505	Delivered by: [ ] In-Person [ ] Courier [ ] FedEX [ ] UPS [ ] Other
Relinquished by/Company: (Signature)	Date/Time:	Received by/Company: (Signature)	Date/Time:	
Relinquished by/Company: (Signature)	Date/Time:	Received by/Company: (Signature)	Date/Time:	

Page: 3 of 4

Submitting a sample via this chain of custody constitutes acknowledgment and acceptance of the Pace® Terms and Conditions found at https://www.pacelabs.com/resource-library/resource/pace-terms-and-conditions/

Pace® Location Requested (City/State):
Pace Analytical Charlotte
9800 Kincey Ave Suite 100, Huntersville, NC 28078

CHAIN-OF-CUSTODY Analytical Request Document

Chain-of-Custody is a LEGAL DOCUMENT - Complete all relevant fields

LAB USE ONLY- Affix Workorder/Login Label Here

Scan QR Code for Instructions

Company Name: Georgia Power - Bowen	Contact/Report To: Kristen Jurinko, Kevin Stephenson, Stantec Group
Street Address: 241 Ralph McGill Blvd NE, Bin 10160, Atlanta, GA 30308	Phone #: (470) 217-0008; (404) 831-4407
	E-Mail: knjurink@southernco.com; kmstephe@southernco.com
	Cc E-Mail: Laura Midkiff, Ben Hodges, Mike Smilley, Noelia Gangi
Customer Project #:	
Project Name: Bowen LF Cells 1&2	Invoice To: Account Payable
	Invoice Email: georgiapowerinvoices@southernco.com
Site Collection Info/Facility ID (as applicable):	Purchase Order # (if applicable): GPC82474-0006
	Quote #:
Time Zone Collected: [ ] AK [ ] PT [ ] MT [ ] CT [X] ET	County / State origin of sample(s): Georgia
Data Deliverables: [ ] Level I [ ] Level III [ ] Level IV [ ] EQUIS [ ] Other	Regulatory Program (DW, RCRA, etc.) as applicable: Reportable [ ] Yes [ ] No
	Rush (Pre-approval required): [ ] Same Day [ ] 1 Day [ ] 2 Day [ ] 3 Day Other
	DW PWSID # or WW Permit # as applicable:
	Date Results Requested:
	Field Filtered (if applicable): [ ] Yes [ ] No
	Analysis:

Specify Container Size **: 3 2 3 3 3

Identify Container Preservative Type***: 1 1 1 2 2

**Container Size: (1) 1L, (2) 500mL, (3) 250mL, (4) 125mL, (5) 100mL, (6) 40mL vial, (7) EnCore, (8) TerraCore, (9) 90mL, (10) Other

*** Preservative Types: (1) None, (2) HNO3, (3) H2SO4, (4) HCl, (5) NaOH, (6) Zn Acetate, (7) NaHSO4, (8) Snd. Thiosulfate, (9) Ascorbic Acid, (10) MeOH, (11) Other

* Matrix Codes (Insert in Matrix box below): Drinking Water (DW), Ground Water (GW), Wastewater (WW), Product (P), Soil/Solid (SS), Oil (OL), Wipe (WP), Tissue (TS), Bioassay (B), Vapor (V), Surface Water (SW), Sediment (SED), Sludge (SL), Caulk (CK), Leachate (LL), Biosolid (BS), Other (OT)

Customer Sample ID	Matrix *	Comp / Grab	Composite Start Date	Composite Start Time	Collected or Composite End Date	Collected or Composite End Time	# Cont.	Res. Chlorine Result	Res. Chlorine Units	2320B Alkalinity	2540C Total Dissolved Solids	300.0-Cl, SO4, F	App I/III Metals + State Metals	Additional Metals (Fe, Mg, Mn, K, Na)	Sample Comment
BOW-LF1-2-EB-09	WQ	G			2/17/26	1608	4				X	X	X		030
BOW-LF1-2-EB-10	WQ	G			2/19/26	1613	4				X	X	X		031
BOW-LF1-2-EB-	WQ	G					4				X	X	X		

Lab Use Only: Proj Mgr: Bonnie Vang; AcctNum / Client ID:; Table #:; Profile / Template: 16492; Prelog / Bottle Ord. ID: EZ 3362932

Preservation non-conformance identified for sample.

Additional Instructions from Pace® :

Task Code: BOW-CCR-ASSMT-202651

App I: Antimony, Arsenic, Barium, Beryllium, Cadmium, Chromium, Cobalt, Copper, Lead, Mercury, Nickel, Selenium, Silver, Thallium, Vanadium, Zinc
App III: Boron, Calcium, Chloride, Fluoride, Sulfate, TDS
Additional Metals: Iron, Magnesium, Manganese, Potassium, Sodium

Collected By: (Printed Name) William Laaker, Jay Siewert, Natalie Piparo, Shannon Northen, Ori Kimhi, Kyle Rhyne

Signature: Kyle Rhyne EnSafe

Customer Remarks / Special Conditions / Possible Hazards

Coolers: Thermometer ID: Correction Factor (°C): Obs. Temp (°C): Corrected Temp (°C): On Ice

Relinquished by/Company: (Signature)	Date/Time	Received by/Company: (Signature)	Date/Time
Kyle Rhyne / EnSafe EnSafe	2/20/26 1115	Ryan Williams / Pace	2/20/26 1115
Ryan Williams / Pace	2/20/26 1505	[signature] 2/20/26	1505

Tracking Number:

Delivered by: [ ] In Person [ ] Courier [ ] FedEx [ ] UPS [ ] Other

Page: 4 of 4

Submitting a sample via this chain of custody constitutes acknowledgment and acceptance of the Pace® Terms and Conditions found at https://www.pacelabs.com/resource-library/resource/pace-terms-and-conditions/

Pace	DC#_Title: ENV-FRM-HUN1-0083 v05_Sample Condition Upon Receipt
	Effective Date: 05/24/2024

Laboratory receiving samples:
Asheville ☐ Eden ☐ Greenwood ☐ Huntersville ☐ Raleigh ☐ Mechanicsville ☐ Atlanta ☑ Kernersville ☐

Sample Condition Upon Receipt

Client Name: GA Power

Project #:

Courier: ☐ Commercial ☑ Fed Ex ☐ UPS ☐ USPS ☑ Pace ☐ Client ☐ Other:

Custody Seal Present? ☐ Yes ☑ No Seals Intact? ☐ Yes ☐ No ☑ N/A

Date/Initials Person Examining Contents: JG 2/25/26

Packing Material: ☑ Bubble Wrap ☐ Bubble Bags ☐ None ☐ Other

Biological Tissue Frozen? ☐ Yes ☐ No ☑ N/A

Thermometer: ☑ IR Gun ID: 214

Type of Ice: ☑ Wet ☐ Blue ☐ None

Cooler Temp: 3.8 Correction Factor: Add/Subtract (°C) 0.0

Temp should be above freezing to 6°C
☐ Samples out of temp criteria. Samples on ice, cooling process has begun

Cooler Temp Corrected (°C): 3.8

USDA Regulated Soil (☐ N/A, water sample)
Did samples originate in a quarantine zone within the United States: CA, NY, or SC (check maps)? ☐ Yes ☐ No

Did samples originate from a foreign source (internationally, including Hawaii and Puerto Rico)? ☐ Yes ☐ No

				Comments/Discrepancy:
Chain of Custody Present?	☑ Yes	☐ No	☐ N/A	1.
Samples Arrived within Hold Time?	☑ Yes	☐ No	☐ N/A	2.
Short Hold Time Analysis (<72 hr.)?	☐ Yes	☑ No	☐ N/A	3.
Rush Turn Around Time Requested?	☐ Yes	☑ No	☐ N/A	4.
Sufficient Volume?	☑ Yes	☐ No	☐ N/A	5.
Correct Containers Used?	☑ Yes	☐ No	☐ N/A	6.
-Pace Containers Used?	☑ Yes	☐ No	☐ N/A	
Containers Intact?	☑ Yes	☐ No	☐ N/A	7.
Dissolved analysis: Samples Field Filtered?	☐ Yes	☐ No	☑ N/A	8.
Sample Labels Match COC? -Includes Date/Time/ID/Analysis Matrix: WG	☑ Yes	☐ No	☐ N/A	9.
Headspace in VOA Vials (>5-6mm)?	☐ Yes	☐ No	☑ N/A	10.
Trip Blank Present?	☐ Yes	☐ No	☑ N/A	11.
Trip Blank Custody Seals Present?	☐ Yes	☐ No	☑ N/A	

COMMENTS/SAMPLE DISCREPANCY

Field Data Required? ☐ Yes ☐ No

Lot ID of split containers:

CLIENT NOTIFICATION/RESOLUTION

Person contacted: Date/Time:

Project Manager SCURF Review: Date:

Project Manager SRF Review: Date:

*Check mark top half of box if pH and/or dechlorination is verified and within the acceptance range for preservation samples.
Exceptions: VOA, Coliform, TOC, Oil and Grease, DRO/8015 (water) DOC, LLHg
**Bottom half of box is to list number of bottles
***Check all unpreserved Nitrates for chlorine

Project #

Laboratory Receiving Location: Asheville ☐ Eden ☐ Greenwood ☐ Huntersville ☐ Raleigh ☐ Mechanicsville ☐ Atlanta ☐ Kernersville ☐

Client_____ Profile/EZ (Circle one)_____ Notes_____

Item#	BP4U-125 mL Plastic Unpreserved (N/A) (Cl-)	BP3U-250 mL Plastic Unpreserved (N/A)	BP2U-500 mL Plastic Unpreserved (N/A)	BP1U-1 liter Plastic Unpreserved (N/A)		BP4S-125 mL Plastic H2SO4 (pH < 2) (Cl-)	BP3N-250 mL plastic HNO3 (pH < 2)	BP4Z-125 mL Plastic ZN Acetate & NaOH (>9)	BP4B-125 mL Plastic NaOH (pH > 12) (Cl-)	WGFU-Wide-mouthed Glass jar Unpreserved	AG1U-1 liter Amber Unpreserved (N/A) (Cl-)	AG1H-1 liter Amber HCl (pH < 2)	AG3U-250 mL Amber Unpreserved (N/A) (Cl-)	AG1S-1 liter Amber H2SO4 (pH < 2)	AG3S-250 mL Amber H2SO4 (pH < 2)	DG9A-40 mL Amber NH4Cl (N/A)(Cl-)	DG9H-40 mL VOA HCl (N/A)	VG9T-40 mL VOA Na2S2O3 (N/A)	VG9U-40 mL VOA Unpreserved (N/A)	DG9V-40 mL VOA H3PO4 (N/A)	KP7U-50 mL Plastic Unpreserved (N/A)	V/GK (3 vials per kit)-VPH/Gas kit (N/A)	SP5T-125 mL Sterile Plastic (N/A – lab)	SP2T-250 mL Sterile Plastic (N/A – lab)		BP3R-250 mL Plastic (NH2)2SO4 (9.3-9.7)	AG0U-100 mL Amber Unpreserved (N/A) (Cl-)	VSGU-20 mL Scintillation vials (N/A)	DG9U-40 mL Amber Unpreserved vials (N/A)
CC																													
1		2	1				2																						
2		2	1				2																						
3		2	1				2																						
4																													
5																													
6																													
7																													
8																													
9																													
10																													
11																													
12																													

pH Adjustment Log for Preserved Samples

Sample ID	Type of Preservative	pH upon receipt	Date preservation adjusted	Time preservation adjusted	Amount of Preservative added	Lot #

Note: Whenever there is a discrepancy affecting North Carolina compliance samples, a copy of this form will be sent to the North Carolina DENR Certification Office (i.e. Out of hold, incorrect preservative, out of temp, incorrect containers.

Pace® Location Requested (City/State):
Pace Analytical Charlotte
9800 Kincey Ave. Suite 100, Huntersville, NC 28078

CHAIN-OF-CUSTODY Analytical Request Document

Chain of Custody is a LEGAL DOCUMENT - Complete all relevant fields

LAB USE ONLY- Affix Workorder/Login Label Here

Scan QR Code for Instructions

Company Name: Georgia Power - Bowen	Contact/Report To: Kristen Jurinko, Kevin Stephenson, Stantec Group
Street Address: 241 Ralph McGill Blvd NE Bin 10160 Atlanta, GA 30308	Phone #: (470) 217-0008; (404) 831-4407 E-Mail: knjurink@southernco.com; krnstephe@southernco.com Cc E-Mail: Laura Midkiff, Ben Hodges, Mike Smilley, Noelia Gangi
Customer Project #:	
Project Name: **Bowen LF Cells 1&2**	Invoice To: Account Payable
Site Collection Info/Facility ID (as applicable):	Invoice Email: georgiapowerinvoices@southernco.com Purchase Order # (if applicable): GPC82474-0006 Quote #:
Time Zone Collected: [ ] AK [ ] PT [ ] MT [ ] CT [X] ET	County / State origin of sample(s): Georgia
Data Deliverables: [ ] Level II [ ] Level III [ ] Level IV [ ] EQUIS [ ] Other_____	Regulatory Program (DW, RCRA, etc.) as applicable: Reportable [ ] Yes [ ] No
	Rush (Pre-approval required): [ ] Same Day [ ] 1 Day [ ] 2 Day [ ] 3 Day Other _____ Date Results Requested:
	DW PWSID # or WW Permit # as applicable: Field Filtered (if applicable): [ ] Yes [ ] No Analysis:

* Matrix Codes (Insert in Matrix box below): Drinking Water (DW), Ground Water (GW), Wastewater (WW), Product (P), Soil/Solid (SS), Oil (OL), Wipe (WP), Tissue (TS), Bioassay (B), Vapor (V), Surface Water (SW), Sediment (SED), Sludge (SL), Caulk (CK), Leachate (LL), Biosolid (BS), Other (OT)

Specify Container Size **: 3 2 3 3 3

Identify Container Preservative Type***: 1 1 1 2 2

Analysis Requested

Customer Sample ID	Matrix *	Comp / Grab	Composite Start Date	Composite Start Time	Collected or Composite End Date	Collected or Composite End Time	# Cont.	Res. Chlorine Result	Res. Chlorine Units	2320B Alkalinity	2540C Total Dissolved Solids	300.0-Cl, SO4, F	App I/III Metals + State Metals	Additional Metals (Fe, Mg, Mn, K, Na)	Sample Comment
BOW-GWC-13RZ	WG	G					5			X	X	X	X	X	
BOW-GWC-14Z	WG	G			2/24/26	1127	5			X	X	X	X	X	
BOW-GWC-15R	WG	G			2/24/26	1231	5			X	X	X	X	X	
BOW-GWC-15Z	WG	G			2/24/26	1436	5			X	X	X	X	X	
BOW-LF1-2-FD-	WG	G					4				X	X	X		
BOW-LF1-2-FD-	WG	G					4				X	X	X		
BOW-LF1-2-FD-	WG	G					4				X	X	X		
BOW-LF1-2-FB-	WQ	G					4				X	X	X		
BOW-LF1-2-FB-	WQ	G					4				X	X	X		
BOW-LF1-2-FB-	WQ	G					4				X	X	X		

Additional Instructions from Pace®:

Task Code: BOW-CCR-ASSMT-2026S1

App I: Antimony, Arsenic, Barium, Beryllium, Cadmium, Chromium, Cobalt, Copper, Lead, Mercury, Nickel, Selenium, Silver, Thallium, Vanadium, Zinc
App III: Boron, Calcium, Chloride, Fluoride, Sulfate, TDS
Additional Metals: Iron, Magnesium, Manganese, Potassium, Sodium

Collected By: (Printed Name) William Laaker, Jay Siewert, Natalie Piparo, Shannon Northen, Ori Kimhi, Kyle Rhyne

Signature: Kyle Rhyne EnSafe

Customer Remarks / Special Conditions / Possible Hazards:

\# Coolers: Thermometer ID: Correction Factor (°C): Obs. Temp (°C): Corrected Temp (°C): Custody

Relinquished by/Company: (Signature)	Date/Time:	Received by/Company: (Signature)	Date/Time:	Tracking Number:
Kyle Rhyne / EnSafe EnSafe	2/25/26 0930	Rylan Williams / Pace	2/25/26 0930	
Rylan Williams / Pace	2/25/26 1045		2/25/26 1045	Delivered by: [ ] In-Person [ ] Courier [ ] FedEx [ ] UPS [ ] Other
Relinquished by/Company: (Signature)	Date/Time:	Received by/Company: (Signature)	Date/Time:	
Relinquished by/Company: (Signature)	Date/Time:	Received by/Company: (Signature)	Date/Time:	Page: 3 of 4

Submitting a sample via this chain of custody constitutes acknowledgment and acceptance of the Pace® Terms and Conditions found at https://www.pacelabs.com/resource-library/resource/pace-terms-and-conditions/

ENV-FRM-CORQ-0019_v02_110123 ©

Pace Analytical Services, LLC
9800 Kincey Ave. Suite 100
Huntersville, NC 28078
(704)875-9092

April 08, 2026

Kristen Jurinko
Southern Company
241 Ralph McGill Blvd
NE, Bin 10160
Atlanta, GA 30308

RE: Project: Bowen LF Cells 5-8
Pace Project No.: 92845986

Dear Kristen Jurinko:

Enclosed are the analytical results for sample(s) received by the laboratory between February 25, 2026 and March 04, 2026. The results relate only to the samples included in this report. Results reported herein conform to the applicable TNI/NELAC Standards and the laboratory's Quality Manual, where applicable, unless otherwise noted in the body of the report.

The test results provided in this final report were generated by each of the following laboratories within the Pace Network:

- Pace Analytical Services - Asheville
- Pace Analytical Services - West Columbia

If you have any questions concerning this report, please feel free to contact me.

Sincerely,

Bonnie Vang
bonnie.vang@pacelabs.com
704-977-0968
Project Manager

Enclosures

cc: Carole Lieu, Stantec
Laura Midkiff, Southern Co.
John Mocko, Stantec
Katie Ross, Stantec
Edgar Smith, Stantec
Kevin Stephenson, Southern Company
Andrew Stevens, Stantec

REPORT OF LABORATORY ANALYSIS

This report shall not be reproduced, except in full,
without the written consent of Pace Analytical Services, LLC.

Pace Analytical Services, LLC
9800 Kincey Ave. Suite 100
Huntersville, NC 28078
(704)875-9092

CERTIFICATIONS

Project: Bowen LF Cells 5-8
Pace Project No.: 92845986

Pace Analytical Services Asheville
2225 Riverside Drive, Asheville, NC 28804
Florida/NELAP Certification #: E87648
North Carolina Drinking Water Certification #: 37712
North Carolina Wastewater Certification #: 40
South Carolina Laboratory ID: 99030
South Carolina Certification #: 99030001
Virginia/VELAP Certification #: 460222

Pace Analytical Services West Columbia
106 Vantage Point Drive, West Columbia, SC 29172
Alaska Dept. of Energy Conservation, Cert# 20-002
California ELAP, cert# 3049
DoD, DoD QSM V5.4, cert# I.2224
DOE, DoD/DOE QSM V5.4, cert# I.2224.01
Florida, Dept. of Health, cert# E87653-70
Georgia, Env. Protection Division, cert# E87653
Illinois, EPA NELAP, cert# 2000552024-9
Kansas, Dept. of Health and Environment, cert# E-10417
Kentucky, Dept. for Env. Protection, UST, cert# 103582
Kentucky, Dept. for Env. Protection, cert# 98037
Louisiana, Dept. of Environmental Quality, cert# 5125
North Carolina, DEQ, Water Resources, cert# 329
New Jersey, Dept. of Env. Protection, cert# NLC 240005
Oklahoma, Dept. of Env. Quality, cert# 2023-175
Oregon, ELAP, cert# 4181-006
Pennsylvania, Dept. of Env. Protection, cert# 003
South Carolina, Dept. of Env. Services, cert# 32010001
Texas, Commission on Env. Quality, cert# TX-C24-00083
Virginia, Dept. of General Services, cert# 13080
Wisconsin, Dept. of Natural Resources, cert# 399136100

REPORT OF LABORATORY ANALYSIS

This report shall not be reproduced, except in full,
without the written consent of Pace Analytical Services, LLC.

Pace Analytical Services, LLC
9800 Kincey Ave. Suite 100
Huntersville, NC 28078
(704)875-9092

SAMPLE SUMMARY

Project: Bowen LF Cells 5-8
Pace Project No.: 92845986

Lab ID	Sample ID	Matrix	Date Collected	Date Received
92845986001	**BOW-GWC-26**	Water	02/24/26 14:50	02/25/26 10:45
92845986002	**BOW-GWC-35**	Water	02/24/26 13:09	02/25/26 10:45
92845986003	**BOW-GWC-29**	Water	02/26/26 11:50	02/27/26 12:50
92845986004	**BOW-GWC-29R**	Water	02/26/26 10:10	02/27/26 12:50
92845986005	**BOW-GWC-31**	Water	02/25/26 14:35	02/27/26 12:50
92845986006	**BOW-LF5-8-FD-12**	Water	02/25/26 00:00	02/27/26 12:50
92845986007	**BOW-LF5-8-FB-12**	Water	02/26/26 14:17	02/27/26 12:50
92845986008	**BOW-LF5-8-EB-12**	Water	02/26/26 14:13	02/27/26 12:50
92845986009	**BOW-GWC-30**	Water	02/27/26 10:19	02/27/26 15:33
92845986010	**BOW-GWC-31R**	Water	02/27/26 12:39	02/27/26 15:33
92845986011	**BOW-GWC-27**	Water	03/02/26 11:33	03/04/26 14:15
92845986012	**BOW-GWC-27R**	Water	03/02/26 12:56	03/04/26 14:15
92845986013	**BOW-GWC-28**	Water	03/02/26 16:05	03/04/26 14:15
92845986014	**BOW-GWC-31S**	Water	03/02/26 13:50	03/04/26 14:15
92845986015	**BOW-GWC-32**	Water	03/02/26 15:39	03/04/26 14:15
92845986016	**BOW-GWC-33R**	Water	03/03/26 11:15	03/04/26 14:15
92845986017	**BOW-GWC-34**	Water	03/02/26 11:54	03/04/26 14:15
92845986018	**BOW-GWC-34R**	Water	03/02/26 13:18	03/04/26 14:15
92845986019	**BOW-GWC-57**	Water	03/02/26 15:09	03/04/26 14:15
92845986020	**BOW-GWC-58**	Water	03/02/26 11:45	03/04/26 14:15
92845986021	**BOW-LF5-8-FD-13**	Water	03/02/26 00:00	03/04/26 14:15
92845986022	**BOW-LF5-8-FB-13**	Water	03/02/26 16:20	03/04/26 14:15
92845986023	**BOW-LF5-8-EB-13**	Water	03/02/26 16:30	03/04/26 14:15

REPORT OF LABORATORY ANALYSIS

This report shall not be reproduced, except in full,
without the written consent of Pace Analytical Services, LLC.

Pace Analytical Services, LLC
9800 Kincey Ave. Suite 100
Huntersville, NC 28078
(704)875-9092

SAMPLE ANALYTE COUNT

Project: Bowen LF Cells 5-8
Pace Project No.: 92845986

Lab ID	Sample ID	Method	Analysts	Analytes Reported
92845986001	**BOW-GWC-26**	SM 2320B-2021	KDF1	3
		SM 2540C-2020	ACE	1
		EPA 300.0 Rev 2.1 1993	CDC	3
		EPA 6020B	ARB, BW	22
		EPA 7470A	DH	1
92845986002	**BOW-GWC-35**	SM 2320B-2021	KDF1	3
		SM 2540C-2020	ACE	1
		EPA 300.0 Rev 2.1 1993	CDC	3
		EPA 6020B	ARB, BW	22
		EPA 7470A	DH	1
92845986003	**BOW-GWC-29**	SM 2320B-2021	SMS	3
		SM 2540C-2020	ACE	1
		EPA 300.0 Rev 2.1 1993	JCM	3
		EPA 6020B	LNV	22
		EPA 7470A	DH	1
92845986004	**BOW-GWC-29R**	SM 2320B-2021	SMS	3
		SM 2540C-2020	ACE	1
		EPA 300.0 Rev 2.1 1993	JCM	3
		EPA 6020B	LNV	22
		EPA 7470A	DH	1
92845986005	**BOW-GWC-31**	SM 2320B-2021	SMS	3
		SM 2540C-2020	ACE	1
		EPA 300.0 Rev 2.1 1993	JCM	3
		EPA 6020B	LNV	22
		EPA 7470A	DH	1
92845986006	**BOW-LF5-8-FD-12**	SM 2540C-2020	ACE	1
		EPA 300.0 Rev 2.1 1993	JCM	3
		EPA 6020B	LNV	17
		EPA 7470A	DH	1
92845986007	**BOW-LF5-8-FB-12**	SM 2540C-2020	ACE	1
		EPA 300.0 Rev 2.1 1993	JCM	3
		EPA 6020B	LNV	17
		EPA 7470A	DH	1
92845986008	**BOW-LF5-8-EB-12**	SM 2540C-2020	ACE	1
		EPA 300.0 Rev 2.1 1993	JCM	3
		EPA 6020B	LNV	17
		EPA 7470A	DH	1

REPORT OF LABORATORY ANALYSIS

This report shall not be reproduced, except in full,
without the written consent of Pace Analytical Services, LLC.

Pace Analytical Services, LLC
9800 Kincey Ave. Suite 100
Huntersville, NC 28078
(704)875-9092

SAMPLE ANALYTE COUNT

Project: Bowen LF Cells 5-8
Pace Project No.: 92845986

Lab ID	Sample ID	Method	Analysts	Analytes Reported
92845986009	**BOW-GWC-30**	SM 2320B-2021	SMS	3
		SM 2540C-2020	ACE	1
		EPA 300.0 Rev 2.1 1993	JCM	3
		EPA 6020B	LNV	22
		EPA 7470A	DH	1
92845986010	**BOW-GWC-31R**	SM 2320B-2021	SMS	3
		SM 2540C-2020	ACE	1
		EPA 300.0 Rev 2.1 1993	JCM	3
		EPA 6020B	ARB	22
		EPA 7470A	DH	1
92845986011	**BOW-GWC-27**	SM 2320B-2021	SMS	3
		SM 2540C-2020	CMW1	1
		EPA 300.0 Rev 2.1 1993	CDC	3
		EPA 6020B	LNV	22
		EPA 7470A	DH	1
92845986012	**BOW-GWC-27R**	SM 2320B-2021	SMS	3
		SM 2540C-2020	CMW1	1
		EPA 300.0 Rev 2.1 1993	CDC	3
		EPA 6020B	LNV	22
		EPA 7470A	DH	1
92845986013	**BOW-GWC-28**	SM 2320B-2021	SMS	3
		SM 2540C-2020	CMW1	1
		EPA 300.0 Rev 2.1 1993	CDC	3
		EPA 6020B	LNV	22
		EPA 7470A	DH	1
92845986014	**BOW-GWC-31S**	SM 2320B-2021	SMS	3
		SM 2540C-2020	CMW1	1
		EPA 300.0 Rev 2.1 1993	CDC	3
		EPA 6020B	LNV	22
		EPA 7470A	DH	1
92845986015	**BOW-GWC-32**	SM 2320B-2021	SMS	3
		SM 2540C-2020	CMW1	1
		EPA 300.0 Rev 2.1 1993	CDC	3
		EPA 6020B	LNV	22
		EPA 7470A	DH	1
92845986016	**BOW-GWC-33R**	SM 2320B-2021	SMS	3
		SM 2540C-2020	CMW1	1

This report shall not be reproduced, except in full,
without the written consent of Pace Analytical Services, LLC.

Pace Analytical Services, LLC
9800 Kincey Ave. Suite 100
Huntersville, NC 28078
(704)875-9092

SAMPLE ANALYTE COUNT

Project: Bowen LF Cells 5-8
Pace Project No.: 92845986

Lab ID	Sample ID	Method	Analysts	Analytes Reported
		EPA 300.0 Rev 2.1 1993	CDC	3
		EPA 6020B	LNV	22
		EPA 7470A	DH	1
92845986017	**BOW-GWC-34**	SM 2320B-2021	SMS	3
		SM 2540C-2020	CMW1	1
		EPA 300.0 Rev 2.1 1993	CDC	3
		EPA 6020B	LNV	22
		EPA 7470A	DH	1
92845986018	**BOW-GWC-34R**	SM 2320B-2021	SMS	3
		SM 2540C-2020	CMW1	1
		EPA 300.0 Rev 2.1 1993	CDC	3
		EPA 6020B	LNV	22
		EPA 7470A	DH	1
92845986019	**BOW-GWC-57**	SM 2320B-2021	SMS	3
		SM 2540C-2020	CMW1	1
		EPA 300.0 Rev 2.1 1993	CDC	3
		EPA 6020B	LNV	22
		EPA 7470A	DH	1
92845986020	**BOW-GWC-58**	SM 2320B-2021	SMS	3
		SM 2540C-2020	CMW1	1
		EPA 300.0 Rev 2.1 1993	CDC	3
		EPA 6020B	LNV	22
		EPA 7470A	DH	1
92845986021	**BOW-LF5-8-FD-13**	SM 2540C-2020	CMW1	1
		EPA 300.0 Rev 2.1 1993	CDC	3
		EPA 6020B	LNV	17
		EPA 7470A	DH	1
92845986022	**BOW-LF5-8-FB-13**	SM 2540C-2020	CMW1	1
		EPA 300.0 Rev 2.1 1993	CDC	3
		EPA 6020B	LNV	17
		EPA 7470A	DH	1
92845986023	**BOW-LF5-8-EB-13**	SM 2540C-2020	CMW1	1
		EPA 300.0 Rev 2.1 1993	CDC	3
		EPA 6020B	LNV	17
		EPA 7470A	DH	1

PASI-A = Pace Analytical Services - Asheville
PASI-WC = Pace Analytical Services - West Columbia

REPORT OF LABORATORY ANALYSIS

This report shall not be reproduced, except in full,
without the written consent of Pace Analytical Services, LLC.

Pace Analytical Services, LLC
9800 Kincey Ave. Suite 100
Huntersville, NC 28078
(704)875-9092

SUMMARY OF DETECTION

Project: Bowen LF Cells 5-8
Pace Project No.: 92845986

Lab Sample ID / Method	Client Sample ID / Parameters	Result	Units	Report Limit	Analyzed	Qualifiers
92845986001	**BOW-GWC-26**					
SM 2540C-2020	Total Dissolved Solids	316	mg/L	25.0	03/01/26 10:15	
EPA 300.0 Rev 2.1 1993	Chloride	11.3	mg/L	1.0	02/26/26 07:47	
EPA 300.0 Rev 2.1 1993	Sulfate	36.6	mg/L	1.0	02/26/26 07:47	
EPA 6020B	Barium	0.036	mg/L	0.0050	03/13/26 11:35	
EPA 6020B	Boron	0.023J	mg/L	0.040	03/28/26 00:35	
EPA 6020B	Calcium	66.1	mg/L	2.0	03/13/26 11:38	
EPA 6020B	Chromium	0.00065J	mg/L	0.0050	03/13/26 11:35	
EPA 6020B	Iron	0.039J	mg/L	0.040	03/13/26 11:35	
EPA 6020B	Magnesium	28.6	mg/L	0.050	03/13/26 11:35	
EPA 6020B	Potassium	2.4	mg/L	0.40	03/13/26 11:35	
EPA 6020B	Selenium	0.00071J	mg/L	0.0050	03/13/26 11:35	
EPA 6020B	Sodium	11.9	mg/L	0.40	03/13/26 11:35	
EPA 7470A	Mercury	0.00014J	mg/L	0.00020	02/27/26 21:10	
92845986002	**BOW-GWC-35**					
SM 2320B-2021	Alkalinity,Bicarbonate (CaCO3)	229	mg/L	5.0	03/04/26 21:37	
SM 2320B-2021	Alkalinity, Total as CaCO3	229	mg/L	5.0	03/04/26 21:37	
SM 2540C-2020	Total Dissolved Solids	258	mg/L	25.0	03/01/26 10:15	
EPA 300.0 Rev 2.1 1993	Chloride	5.4	mg/L	1.0	02/26/26 08:02	
EPA 300.0 Rev 2.1 1993	Sulfate	7.0	mg/L	1.0	02/26/26 08:02	
EPA 6020B	Barium	0.027	mg/L	0.0050	03/13/26 11:41	
EPA 6020B	Boron	0.0089J	mg/L	0.040	03/28/26 01:03	
EPA 6020B	Calcium	51.3	mg/L	0.40	03/13/26 11:41	
EPA 6020B	Chromium	0.00027J	mg/L	0.0050	03/13/26 11:41	
EPA 6020B	Iron	0.031J	mg/L	0.040	03/13/26 11:41	
EPA 6020B	Magnesium	28.7	mg/L	0.050	03/13/26 11:41	
EPA 6020B	Manganese	0.0054	mg/L	0.0050	03/13/26 11:41	
EPA 6020B	Potassium	1.5	mg/L	0.40	03/13/26 11:41	
EPA 6020B	Sodium	5.6	mg/L	0.40	03/13/26 11:41	
EPA 7470A	Mercury	0.00014J	mg/L	0.00020	02/27/26 21:12	
92845986003	**BOW-GWC-29**					
SM 2320B-2021	Alkalinity,Bicarbonate (CaCO3)	141	mg/L	5.0	03/06/26 22:39	
SM 2320B-2021	Alkalinity, Total as CaCO3	141	mg/L	5.0	03/06/26 22:39	
SM 2540C-2020	Total Dissolved Solids	146	mg/L	25.0	03/01/26 10:07	
EPA 300.0 Rev 2.1 1993	Chloride	2.5	mg/L	1.0	02/28/26 19:01	
EPA 300.0 Rev 2.1 1993	Sulfate	1.8	mg/L	1.0	02/28/26 19:01	
EPA 6020B	Barium	0.030	mg/L	0.0050	04/06/26 15:28	
EPA 6020B	Calcium	28.6	mg/L	0.40	04/06/26 15:28	
EPA 6020B	Chromium	0.00077J	mg/L	0.0050	04/06/26 15:28	
EPA 6020B	Iron	0.13	mg/L	0.040	04/06/26 15:28	
EPA 6020B	Magnesium	17.1	mg/L	0.050	04/06/26 15:28	
EPA 6020B	Manganese	0.020	mg/L	0.0050	04/06/26 15:28	
EPA 6020B	Potassium	0.72	mg/L	0.40	04/06/26 15:28	
EPA 6020B	Sodium	1.5	mg/L	0.40	04/06/26 15:28	
EPA 6020B	Thallium	0.00025J	mg/L	0.00050	04/06/26 15:28	
92845986004	**BOW-GWC-29R**					
SM 2320B-2021	Alkalinity,Bicarbonate (CaCO3)	145	mg/L	5.0	03/06/26 23:03	

REPORT OF LABORATORY ANALYSIS

This report shall not be reproduced, except in full,
without the written consent of Pace Analytical Services, LLC.

Pace Analytical Services, LLC
9800 Kincey Ave. Suite 100
Huntersville, NC 28078
(704)875-9092

SUMMARY OF DETECTION

Project: Bowen LF Cells 5-8
Pace Project No.: 92845986

Lab Sample ID / Method	Client Sample ID / Parameters	Result	Units	Report Limit	Analyzed	Qualifiers
92845986004	**BOW-GWC-29R**					
SM 2320B-2021	Alkalinity, Total as CaCO3	145	mg/L	5.0	03/06/26 23:03	
SM 2540C-2020	Total Dissolved Solids	155	mg/L	25.0	03/01/26 10:07	
EPA 300.0 Rev 2.1 1993	Chloride	2.5	mg/L	1.0	02/28/26 19:16	
EPA 300.0 Rev 2.1 1993	Sulfate	4.5	mg/L	1.0	02/28/26 19:16	
EPA 6020B	Arsenic	0.00078J	mg/L	0.0020	04/06/26 15:34	
EPA 6020B	Barium	0.015	mg/L	0.0050	04/06/26 15:34	
EPA 6020B	Calcium	34.1	mg/L	0.40	04/06/26 15:34	
EPA 6020B	Chromium	0.00051J	mg/L	0.0050	04/06/26 15:34	
EPA 6020B	Iron	0.041	mg/L	0.040	04/06/26 15:34	
EPA 6020B	Magnesium	18.1	mg/L	0.050	04/06/26 15:34	
EPA 6020B	Manganese	0.0023J	mg/L	0.0050	04/06/26 15:34	
EPA 6020B	Potassium	0.75	mg/L	0.40	04/06/26 15:34	
EPA 6020B	Selenium	0.0012J	mg/L	0.0050	04/06/26 15:34	
EPA 6020B	Sodium	2.0	mg/L	0.40	04/06/26 15:34	
92845986005	**BOW-GWC-31**					
SM 2320B-2021	Alkalinity,Bicarbonate (CaCO3)	206	mg/L	5.0	03/06/26 23:11	
SM 2320B-2021	Alkalinity, Total as CaCO3	206	mg/L	5.0	03/06/26 23:11	
SM 2540C-2020	Total Dissolved Solids	198	mg/L	25.0	03/01/26 10:03	
EPA 300.0 Rev 2.1 1993	Chloride	3.6	mg/L	1.0	02/28/26 19:31	
EPA 300.0 Rev 2.1 1993	Sulfate	4.2	mg/L	1.0	02/28/26 19:31	
EPA 6020B	Arsenic	0.00096J	mg/L	0.0020	04/06/26 15:40	
EPA 6020B	Barium	0.050	mg/L	0.0050	04/06/26 15:40	
EPA 6020B	Calcium	41.1	mg/L	0.40	04/06/26 15:40	
EPA 6020B	Chromium	0.00035J	mg/L	0.0050	04/06/26 15:40	
EPA 6020B	Cobalt	0.00028J	mg/L	0.0050	04/06/26 15:40	
EPA 6020B	Iron	0.37	mg/L	0.040	04/06/26 15:40	
EPA 6020B	Magnesium	26.0	mg/L	0.050	04/06/26 15:40	
EPA 6020B	Manganese	0.096	mg/L	0.0050	04/06/26 15:40	
EPA 6020B	Potassium	0.89	mg/L	0.40	04/06/26 15:40	
EPA 6020B	Sodium	1.8	mg/L	0.40	04/06/26 15:40	
92845986006	**BOW-LF5-8-FD-12**					
SM 2540C-2020	Total Dissolved Solids	212	mg/L	25.0	03/01/26 10:03	
EPA 300.0 Rev 2.1 1993	Chloride	3.6	mg/L	1.0	02/28/26 19:46	
EPA 300.0 Rev 2.1 1993	Sulfate	4.2	mg/L	1.0	02/28/26 19:46	
EPA 6020B	Arsenic	0.0010J	mg/L	0.0020	04/06/26 15:46	
EPA 6020B	Barium	0.051	mg/L	0.0050	04/06/26 15:46	
EPA 6020B	Calcium	44.6	mg/L	0.40	04/06/26 15:46	
EPA 6020B	Chromium	0.00035J	mg/L	0.0050	04/06/26 15:46	
EPA 6020B	Cobalt	0.00031J	mg/L	0.0050	04/06/26 15:46	
92845986009	**BOW-GWC-30**					
SM 2320B-2021	Alkalinity,Bicarbonate (CaCO3)	225	mg/L	5.0	03/06/26 23:18	
SM 2320B-2021	Alkalinity, Total as CaCO3	225	mg/L	5.0	03/06/26 23:18	
SM 2540C-2020	Total Dissolved Solids	242	mg/L	25.0	03/01/26 10:09	
EPA 300.0 Rev 2.1 1993	Chloride	2.9	mg/L	1.0	02/28/26 20:01	
EPA 300.0 Rev 2.1 1993	Sulfate	3.2	mg/L	1.0	02/28/26 20:01	
EPA 6020B	Barium	0.022	mg/L	0.0050	04/06/26 16:00	

REPORT OF LABORATORY ANALYSIS

This report shall not be reproduced, except in full,
without the written consent of Pace Analytical Services, LLC.

Pace Analytical Services, LLC
9800 Kincey Ave. Suite 100
Huntersville, NC 28078
(704)875-9092

SUMMARY OF DETECTION

Project: Bowen LF Cells 5-8
Pace Project No.: 92845986

Lab Sample ID / Method	Client Sample ID / Parameters	Result	Units	Report Limit	Analyzed	Qualifiers
92845986009	**BOW-GWC-30**					
EPA 6020B	Calcium	50.8	mg/L	0.40	04/06/26 16:00	
EPA 6020B	Chromium	0.00065J	mg/L	0.0050	04/06/26 16:00	
EPA 6020B	Iron	0.13	mg/L	0.040	04/06/26 16:00	
EPA 6020B	Magnesium	26.9	mg/L	0.050	04/06/26 16:00	
EPA 6020B	Manganese	0.0076	mg/L	0.0050	04/06/26 16:00	
EPA 6020B	Potassium	0.89	mg/L	0.40	04/06/26 16:00	
EPA 6020B	Sodium	1.6	mg/L	0.40	04/06/26 16:00	
92845986010	**BOW-GWC-31R**					
SM 2320B-2021	Alkalinity,Bicarbonate (CaCO3)	166	mg/L	5.0	03/06/26 23:26	
SM 2320B-2021	Alkalinity, Total as CaCO3	166	mg/L	5.0	03/06/26 23:26	
SM 2540C-2020	Total Dissolved Solids	192	mg/L	25.0	03/01/26 10:09	
EPA 300.0 Rev 2.1 1993	Chloride	3.0	mg/L	1.0	02/28/26 20:46	
EPA 300.0 Rev 2.1 1993	Sulfate	1.7	mg/L	1.0	02/28/26 20:46	
EPA 6020B	Barium	0.017	mg/L	0.0050	04/06/26 15:40	
EPA 6020B	Boron	0.0093J	mg/L	0.040	04/06/26 15:40	
EPA 6020B	Calcium	38.2	mg/L	0.40	04/06/26 15:40	M1
EPA 6020B	Chromium	0.00072J	mg/L	0.0050	04/06/26 15:40	
EPA 6020B	Iron	0.035J	mg/L	0.040	04/06/26 15:40	
EPA 6020B	Magnesium	21.4	mg/L	0.050	04/06/26 15:40	M1
EPA 6020B	Potassium	0.68	mg/L	0.40	04/06/26 15:40	
EPA 6020B	Sodium	1.6	mg/L	0.40	04/06/26 15:40	
EPA 6020B	Zinc	0.0014J	mg/L	0.010	04/06/26 15:40	
92845986011	**BOW-GWC-27**					
SM 2320B-2021	Alkalinity,Bicarbonate (CaCO3)	156	mg/L	5.0	03/10/26 17:02	
SM 2320B-2021	Alkalinity, Total as CaCO3	156	mg/L	5.0	03/10/26 17:02	
SM 2540C-2020	Total Dissolved Solids	195	mg/L	25.0	03/06/26 17:10	
EPA 300.0 Rev 2.1 1993	Chloride	3.2	mg/L	1.0	03/05/26 10:08	
EPA 300.0 Rev 2.1 1993	Sulfate	28.3	mg/L	1.0	03/05/26 10:08	
EPA 6020B	Barium	0.018	mg/L	0.0050	04/06/26 14:12	
EPA 6020B	Boron	0.0098J	mg/L	0.040	04/06/26 14:12	
EPA 6020B	Calcium	42.7	mg/L	0.40	04/06/26 14:12	M1
EPA 6020B	Chromium	0.00098J	mg/L	0.0050	04/06/26 14:12	
EPA 6020B	Cobalt	0.00026J	mg/L	0.0050	04/06/26 14:12	
EPA 6020B	Iron	0.051	mg/L	0.040	04/06/26 14:12	
EPA 6020B	Magnesium	20.3	mg/L	0.050	04/06/26 14:12	M1
EPA 6020B	Potassium	0.84	mg/L	0.40	04/06/26 14:12	
EPA 6020B	Selenium	0.00096J	mg/L	0.0050	04/06/26 14:12	
EPA 6020B	Sodium	1.5	mg/L	0.40	04/06/26 14:12	
EPA 6020B	Zinc	0.0086J	mg/L	0.010	04/06/26 14:12	
92845986012	**BOW-GWC-27R**					
SM 2320B-2021	Alkalinity,Bicarbonate (CaCO3)	152	mg/L	5.0	03/10/26 17:09	
SM 2320B-2021	Alkalinity, Total as CaCO3	152	mg/L	5.0	03/10/26 17:09	
SM 2540C-2020	Total Dissolved Solids	150	mg/L	25.0	03/06/26 17:10	
EPA 300.0 Rev 2.1 1993	Chloride	2.6	mg/L	1.0	03/05/26 10:56	
EPA 300.0 Rev 2.1 1993	Fluoride	0.057J	mg/L	0.10	03/05/26 10:56	
EPA 300.0 Rev 2.1 1993	Sulfate	3.0	mg/L	1.0	03/05/26 10:56	

REPORT OF LABORATORY ANALYSIS

This report shall not be reproduced, except in full,
without the written consent of Pace Analytical Services, LLC.

Pace Analytical Services, LLC
9800 Kincey Ave. Suite 100
Huntersville, NC 28078
(704)875-9092

SUMMARY OF DETECTION

Project: Bowen LF Cells 5-8
Pace Project No.: 92845986

Lab Sample ID / Method	Client Sample ID / Parameters	Result	Units	Report Limit	Analyzed	Qualifiers
92845986012	**BOW-GWC-27R**					
EPA 6020B	Antimony	0.0012J	mg/L	0.0020	04/06/26 14:29	
EPA 6020B	Barium	0.015	mg/L	0.0050	04/06/26 14:29	
EPA 6020B	Calcium	31.0	mg/L	0.40	04/06/26 14:29	
EPA 6020B	Chromium	0.00070J	mg/L	0.0050	04/06/26 14:29	
EPA 6020B	Iron	0.053	mg/L	0.040	04/06/26 14:29	
EPA 6020B	Magnesium	17.4	mg/L	0.050	04/06/26 14:29	
EPA 6020B	Manganese	0.0033J	mg/L	0.0050	04/06/26 14:29	
EPA 6020B	Potassium	0.74	mg/L	0.40	04/06/26 14:29	
EPA 6020B	Sodium	3.5	mg/L	0.40	04/06/26 14:29	
92845986013	**BOW-GWC-28**					
SM 2320B-2021	Alkalinity,Bicarbonate (CaCO3)	160	mg/L	5.0	03/10/26 17:17	
SM 2320B-2021	Alkalinity, Total as CaCO3	160	mg/L	5.0	03/10/26 17:17	
SM 2540C-2020	Total Dissolved Solids	157	mg/L	25.0	03/06/26 17:11	
EPA 300.0 Rev 2.1 1993	Chloride	4.1	mg/L	1.0	03/05/26 11:12	
EPA 300.0 Rev 2.1 1993	Fluoride	0.079J	mg/L	0.10	03/05/26 11:12	
EPA 300.0 Rev 2.1 1993	Sulfate	6.1	mg/L	1.0	03/05/26 11:12	
EPA 6020B	Arsenic	0.0010J	mg/L	0.0020	04/06/26 14:35	
EPA 6020B	Barium	0.026	mg/L	0.0050	04/06/26 14:35	
EPA 6020B	Calcium	28.8	mg/L	0.40	04/06/26 14:35	
EPA 6020B	Cobalt	0.00050J	mg/L	0.0050	04/06/26 14:35	
EPA 6020B	Iron	0.062	mg/L	0.040	04/06/26 14:35	
EPA 6020B	Magnesium	17.3	mg/L	0.050	04/06/26 14:35	
EPA 6020B	Manganese	0.095	mg/L	0.0050	04/06/26 14:35	
EPA 6020B	Potassium	1.0	mg/L	0.40	04/06/26 14:35	
EPA 6020B	Sodium	13.9	mg/L	0.40	04/06/26 14:35	
92845986014	**BOW-GWC-31S**					
SM 2320B-2021	Alkalinity,Bicarbonate (CaCO3)	169	mg/L	5.0	03/10/26 17:24	
SM 2320B-2021	Alkalinity, Total as CaCO3	169	mg/L	5.0	03/10/26 17:24	
SM 2540C-2020	Total Dissolved Solids	166	mg/L	25.0	03/06/26 17:11	
EPA 300.0 Rev 2.1 1993	Chloride	4.8	mg/L	1.0	03/05/26 11:27	
EPA 300.0 Rev 2.1 1993	Fluoride	0.067J	mg/L	0.10	03/05/26 11:27	
EPA 300.0 Rev 2.1 1993	Sulfate	0.82J	mg/L	1.0	03/05/26 11:27	
EPA 6020B	Barium	0.036	mg/L	0.0050	04/06/26 14:43	
EPA 6020B	Calcium	35.0	mg/L	0.40	04/06/26 14:43	
EPA 6020B	Chromium	0.00094J	mg/L	0.0050	04/06/26 14:43	
EPA 6020B	Iron	0.058	mg/L	0.040	04/06/26 14:43	
EPA 6020B	Magnesium	21.1	mg/L	0.050	04/06/26 14:43	
EPA 6020B	Manganese	0.0073	mg/L	0.0050	04/06/26 14:43	
EPA 6020B	Potassium	1.0	mg/L	0.40	04/06/26 14:43	
EPA 6020B	Sodium	2.8	mg/L	0.40	04/06/26 14:43	
EPA 6020B	Zinc	0.0016J	mg/L	0.010	04/06/26 14:43	
92845986015	**BOW-GWC-32**					
SM 2320B-2021	Alkalinity,Bicarbonate (CaCO3)	240	mg/L	5.0	03/10/26 17:35	
SM 2320B-2021	Alkalinity, Total as CaCO3	240	mg/L	5.0	03/10/26 17:35	
SM 2540C-2020	Total Dissolved Solids	219	mg/L	25.0	03/06/26 17:11	
EPA 300.0 Rev 2.1 1993	Chloride	3.5	mg/L	1.0	03/05/26 11:43	

REPORT OF LABORATORY ANALYSIS

This report shall not be reproduced, except in full,
without the written consent of Pace Analytical Services, LLC.

Pace Analytical Services, LLC
9800 Kincey Ave. Suite 100
Huntersville, NC 28078
(704)875-9092

SUMMARY OF DETECTION

Project: Bowen LF Cells 5-8
Pace Project No.: 92845986

Lab Sample ID / Method	Client Sample ID / Parameters	Result	Units	Report Limit	Analyzed	Qualifiers
92845986015	**BOW-GWC-32**					
EPA 300.0 Rev 2.1 1993	Fluoride	0.097J	mg/L	0.10	03/05/26 11:43	
EPA 300.0 Rev 2.1 1993	Sulfate	4.7	mg/L	1.0	03/05/26 11:43	
EPA 6020B	Arsenic	0.0054	mg/L	0.0020	04/06/26 14:46	
EPA 6020B	Barium	0.033	mg/L	0.0050	04/06/26 14:46	
EPA 6020B	Calcium	52.7	mg/L	0.40	04/06/26 14:46	
EPA 6020B	Cobalt	0.00029J	mg/L	0.0050	04/06/26 14:46	
EPA 6020B	Iron	2.4	mg/L	0.040	04/06/26 14:46	
EPA 6020B	Magnesium	24.4	mg/L	0.050	04/06/26 14:46	
EPA 6020B	Manganese	0.091	mg/L	0.0050	04/06/26 14:46	
EPA 6020B	Potassium	1.3	mg/L	0.40	04/06/26 14:46	
EPA 6020B	Sodium	2.8	mg/L	0.40	04/06/26 14:46	
92845986016	**BOW-GWC-33R**					
SM 2320B-2021	Alkalinity,Bicarbonate (CaCO3)	117	mg/L	5.0	03/10/26 22:32	
SM 2320B-2021	Alkalinity, Total as CaCO3	117	mg/L	5.0	03/10/26 22:32	
SM 2540C-2020	Total Dissolved Solids	120	mg/L	25.0	03/06/26 17:05	
EPA 300.0 Rev 2.1 1993	Chloride	3.5	mg/L	1.0	03/05/26 12:31	
EPA 300.0 Rev 2.1 1993	Sulfate	1.6	mg/L	1.0	03/05/26 12:31	
EPA 6020B	Barium	0.0015J	mg/L	0.0050	04/06/26 14:52	
EPA 6020B	Calcium	28.8	mg/L	0.40	04/06/26 14:52	
EPA 6020B	Chromium	0.00083J	mg/L	0.0050	04/06/26 14:52	
EPA 6020B	Cobalt	0.00019J	mg/L	0.0050	04/06/26 14:52	
EPA 6020B	Iron	0.076	mg/L	0.040	04/06/26 14:52	
EPA 6020B	Magnesium	11.8	mg/L	0.050	04/06/26 14:52	
EPA 6020B	Manganese	0.0049J	mg/L	0.0050	04/06/26 14:52	
EPA 6020B	Potassium	0.30J	mg/L	0.40	04/06/26 14:52	
EPA 6020B	Sodium	4.8	mg/L	0.40	04/06/26 14:52	
92845986017	**BOW-GWC-34**					
SM 2320B-2021	Alkalinity,Bicarbonate (CaCO3)	94.8	mg/L	5.0	03/10/26 17:51	
SM 2320B-2021	Alkalinity, Total as CaCO3	94.8	mg/L	5.0	03/10/26 17:51	
SM 2540C-2020	Total Dissolved Solids	112	mg/L	25.0	03/06/26 17:11	
EPA 300.0 Rev 2.1 1993	Chloride	5.2	mg/L	1.0	03/05/26 12:47	
EPA 300.0 Rev 2.1 1993	Sulfate	0.93J	mg/L	1.0	03/05/26 12:47	
EPA 6020B	Antimony	0.00051J	mg/L	0.0020	04/06/26 14:55	
EPA 6020B	Arsenic	0.0013J	mg/L	0.0020	04/06/26 14:55	
EPA 6020B	Barium	0.039	mg/L	0.0050	04/06/26 14:55	
EPA 6020B	Cadmium	0.00050	mg/L	0.00050	04/06/26 14:55	
EPA 6020B	Calcium	19.7	mg/L	0.40	04/06/26 14:55	
EPA 6020B	Cobalt	0.017	mg/L	0.0050	04/06/26 14:55	
EPA 6020B	Iron	8.2	mg/L	0.040	04/06/26 14:55	
EPA 6020B	Magnesium	11.2	mg/L	0.050	04/06/26 14:55	
EPA 6020B	Manganese	0.38	mg/L	0.0050	04/06/26 14:55	
EPA 6020B	Nickel	0.012	mg/L	0.0050	04/06/26 14:55	
EPA 6020B	Potassium	0.61	mg/L	0.40	04/06/26 14:55	
EPA 6020B	Sodium	2.6	mg/L	0.40	04/06/26 14:55	
EPA 6020B	Zinc	0.030	mg/L	0.010	04/06/26 14:55	

REPORT OF LABORATORY ANALYSIS

This report shall not be reproduced, except in full,
without the written consent of Pace Analytical Services, LLC.

Pace Analytical Services, LLC
9800 Kincey Ave. Suite 100
Huntersville, NC 28078
(704)875-9092

SUMMARY OF DETECTION

Project: Bowen LF Cells 5-8
Pace Project No.: 92845986

Lab Sample ID / Method	Client Sample ID / Parameters	Result	Units	Report Limit	Analyzed	Qualifiers
92845986018	**BOW-GWC-34R**					
SM 2320B-2021	Alkalinity,Bicarbonate (CaCO3)	207	mg/L	5.0	03/10/26 17:59	
SM 2320B-2021	Alkalinity, Total as CaCO3	207	mg/L	5.0	03/10/26 17:59	
SM 2540C-2020	Total Dissolved Solids	202	mg/L	25.0	03/06/26 17:11	
EPA 300.0 Rev 2.1 1993	Chloride	4.7	mg/L	1.0	03/05/26 13:03	
EPA 300.0 Rev 2.1 1993	Sulfate	3.0	mg/L	1.0	03/05/26 13:03	
EPA 6020B	Arsenic	0.00086J	mg/L	0.0020	04/06/26 14:58	
EPA 6020B	Barium	0.020	mg/L	0.0050	04/06/26 14:58	
EPA 6020B	Calcium	44.7	mg/L	0.40	04/06/26 14:58	
EPA 6020B	Chromium	0.00024J	mg/L	0.0050	04/06/26 14:58	
EPA 6020B	Cobalt	0.0034J	mg/L	0.0050	04/06/26 14:58	
EPA 6020B	Iron	0.71	mg/L	0.040	04/06/26 14:58	
EPA 6020B	Magnesium	25.6	mg/L	0.050	04/06/26 14:58	
EPA 6020B	Manganese	0.51	mg/L	0.0050	04/06/26 14:58	
EPA 6020B	Nickel	0.0022J	mg/L	0.0050	04/06/26 14:58	
EPA 6020B	Potassium	0.59	mg/L	0.40	04/06/26 14:58	
EPA 6020B	Sodium	2.0	mg/L	0.40	04/06/26 14:58	
EPA 6020B	Zinc	0.0044J	mg/L	0.010	04/06/26 14:58	
92845986019	**BOW-GWC-57**					
SM 2320B-2021	Alkalinity,Bicarbonate (CaCO3)	182	mg/L	5.0	03/10/26 18:07	
SM 2320B-2021	Alkalinity, Total as CaCO3	182	mg/L	5.0	03/10/26 18:07	
SM 2540C-2020	Total Dissolved Solids	168	mg/L	25.0	03/06/26 17:11	
EPA 300.0 Rev 2.1 1993	Chloride	2.8	mg/L	1.0	03/05/26 13:19	
EPA 300.0 Rev 2.1 1993	Sulfate	2.4	mg/L	1.0	03/05/26 13:19	
EPA 6020B	Barium	0.0030J	mg/L	0.0050	04/06/26 15:01	
EPA 6020B	Calcium	38.3	mg/L	0.40	04/06/26 15:01	
EPA 6020B	Chromium	0.00030J	mg/L	0.0050	04/06/26 15:01	
EPA 6020B	Cobalt	0.00083J	mg/L	0.0050	04/06/26 15:01	
EPA 6020B	Iron	0.11	mg/L	0.040	04/06/26 15:01	
EPA 6020B	Magnesium	21.5	mg/L	0.050	04/06/26 15:01	
EPA 6020B	Manganese	0.23	mg/L	0.0050	04/06/26 15:01	
EPA 6020B	Nickel	0.00095J	mg/L	0.0050	04/06/26 15:01	
EPA 6020B	Potassium	0.36J	mg/L	0.40	04/06/26 15:01	
EPA 6020B	Sodium	2.3	mg/L	0.40	04/06/26 15:01	
92845986020	**BOW-GWC-58**					
SM 2320B-2021	Alkalinity,Bicarbonate (CaCO3)	211	mg/L	5.0	03/10/26 18:15	
SM 2320B-2021	Alkalinity, Total as CaCO3	211	mg/L	5.0	03/10/26 18:15	
SM 2540C-2020	Total Dissolved Solids	212	mg/L	25.0	03/06/26 17:11	
EPA 300.0 Rev 2.1 1993	Chloride	4.0	mg/L	1.0	03/05/26 13:35	
EPA 300.0 Rev 2.1 1993	Fluoride	0.056J	mg/L	0.10	03/05/26 13:35	
EPA 300.0 Rev 2.1 1993	Sulfate	1.3	mg/L	1.0	03/05/26 13:35	
EPA 6020B	Barium	0.0078	mg/L	0.0050	04/06/26 15:04	
EPA 6020B	Calcium	39.0	mg/L	0.40	04/06/26 15:04	
EPA 6020B	Chromium	0.0042J	mg/L	0.0050	04/06/26 15:04	
EPA 6020B	Cobalt	0.00013J	mg/L	0.0050	04/06/26 15:04	
EPA 6020B	Iron	0.087	mg/L	0.040	04/06/26 15:04	
EPA 6020B	Magnesium	24.7	mg/L	0.050	04/06/26 15:04	

REPORT OF LABORATORY ANALYSIS

This report shall not be reproduced, except in full,
without the written consent of Pace Analytical Services, LLC.

Pace Analytical Services, LLC
9800 Kincey Ave. Suite 100
Huntersville, NC 28078
(704)875-9092

SUMMARY OF DETECTION

Project: Bowen LF Cells 5-8
Pace Project No.: 92845986

Lab Sample ID / Method	Client Sample ID / Parameters	Result	Units	Report Limit	Analyzed	Qualifiers
92845986020	**BOW-GWC-58**					
EPA 6020B	Manganese	0.0055	mg/L	0.0050	04/06/26 15:04	
EPA 6020B	Potassium	0.34J	mg/L	0.40	04/06/26 15:04	
EPA 6020B	Sodium	6.0	mg/L	0.40	04/06/26 15:04	
92845986021	**BOW-LF5-8-FD-13**					
SM 2540C-2020	Total Dissolved Solids	147	mg/L	25.0	03/06/26 17:11	
EPA 300.0 Rev 2.1 1993	Chloride	2.6	mg/L	1.0	03/05/26 14:22	
EPA 300.0 Rev 2.1 1993	Fluoride	0.057J	mg/L	0.10	03/05/26 14:22	
EPA 300.0 Rev 2.1 1993	Sulfate	3.0	mg/L	1.0	03/05/26 14:22	
EPA 6020B	Antimony	0.00085J	mg/L	0.0020	04/06/26 15:07	
EPA 6020B	Barium	0.015	mg/L	0.0050	04/06/26 15:07	
EPA 6020B	Calcium	31.2	mg/L	0.40	04/06/26 15:07	
EPA 6020B	Chromium	0.00064J	mg/L	0.0050	04/06/26 15:07	
92845986022	**BOW-LF5-8-FB-13**					
EPA 6020B	Chromium	0.00026J	mg/L	0.0050	04/06/26 15:22	
92845986023	**BOW-LF5-8-EB-13**					
EPA 6020B	Chromium	0.00026J	mg/L	0.0050	04/06/26 15:25	

This report shall not be reproduced, except in full,
without the written consent of Pace Analytical Services, LLC.

Pace Analytical Services, LLC
9800 Kincey Ave. Suite 100
Huntersville, NC 28078
(704)875-9092

ANALYTICAL RESULTS

Project: Bowen LF Cells 5-8
Pace Project No.: 92845986

Sample: BOW-GWC-26 **Lab ID: 92845986001** Collected: 02/24/26 14:50 Received: 02/25/26 10:45 Matrix: Water

Parameters	Results	Units	Report Limit	MDL	DF	Prepared	Analyzed	CAS No.	Qual
2320B Alkalinity	Analytical Method: SM 2320B-2021 Pace Analytical Services - Asheville								
Alkalinity,Bicarbonate (CaCO3)	ND	mg/L	5.0	5.0	1		03/05/26 00:22		
Alkalinity,Carbonate (CaCO3)	ND	mg/L	5.0	5.0	1		03/05/26 00:22		
Alkalinity, Total as CaCO3	ND	mg/L	5.0	5.0	1		03/05/26 00:22		
2540C Total Dissolved Solids	Analytical Method: SM 2540C-2020 Pace Analytical Services - Asheville								
Total Dissolved Solids	**316**	mg/L	25.0	25.0	1		03/01/26 10:15		
300.0 IC Anions 28 Days	Analytical Method: EPA 300.0 Rev 2.1 1993 Pace Analytical Services - Asheville								
Chloride	**11.3**	mg/L	1.0	0.60	1		02/26/26 07:47	16887-00-6	
Fluoride	ND	mg/L	0.10	0.050	1		02/26/26 07:47	16984-48-8	
Sulfate	**36.6**	mg/L	1.0	0.50	1		02/26/26 07:47	14808-79-8	
WC 6020B MET ICPMS	Analytical Method: EPA 6020B Preparation Method: EPA 3005A Pace Analytical Services - West Columbia								
Antimony	ND	mg/L	0.0020	0.00043	1	02/27/26 04:21	03/13/26 11:35	7440-36-0	
Arsenic	ND	mg/L	0.0020	0.00041	1	02/27/26 04:21	03/13/26 11:35	7440-38-2	
Barium	**0.036**	mg/L	0.0050	0.00056	1	02/27/26 04:21	03/13/26 11:35	7440-39-3	
Beryllium	ND	mg/L	0.00040	0.00015	1	02/27/26 04:21	03/13/26 11:35	7440-41-7	
Boron	**0.023J**	mg/L	0.040	0.0073	1	02/27/26 04:21	03/28/26 00:35	7440-42-8	
Cadmium	ND	mg/L	0.00050	0.00010	1	02/27/26 04:21	03/13/26 11:35	7440-43-9	
Calcium	**66.1**	mg/L	2.0	0.50	5	02/27/26 04:21	03/13/26 11:38	7440-70-2	
Chromium	**0.00065J**	mg/L	0.0050	0.00024	1	02/27/26 04:21	03/13/26 11:35	7440-47-3	
Cobalt	ND	mg/L	0.0050	0.00012	1	02/27/26 04:21	03/13/26 11:35	7440-48-4	
Copper	ND	mg/L	0.0050	0.00069	1	02/27/26 04:21	03/13/26 11:35	7440-50-8	
Iron	**0.039J**	mg/L	0.040	0.016	1	02/27/26 04:21	03/13/26 11:35	7439-89-6	
Lead	ND	mg/L	0.0010	0.00027	1	02/27/26 04:21	03/13/26 11:35	7439-92-1	
Magnesium	**28.6**	mg/L	0.050	0.024	1	02/27/26 04:21	03/13/26 11:35	7439-95-4	
Manganese	ND	mg/L	0.0050	0.0013	1	02/27/26 04:21	03/13/26 11:35	7439-96-5	
Nickel	ND	mg/L	0.0050	0.00092	1	02/27/26 04:21	03/13/26 11:35	7440-02-0	
Potassium	**2.4**	mg/L	0.40	0.13	1	02/27/26 04:21	03/13/26 11:35	7440-09-7	
Selenium	**0.00071J**	mg/L	0.0050	0.00050	1	02/27/26 04:21	03/13/26 11:35	7782-49-2	
Silver	ND	mg/L	0.0010	0.00021	1	02/27/26 04:21	03/13/26 11:35	7440-22-4	
Sodium	**11.9**	mg/L	0.40	0.083	1	02/27/26 04:21	03/13/26 11:35	7440-23-5	
Thallium	ND	mg/L	0.00050	0.00017	1	02/27/26 04:21	03/13/26 11:35	7440-28-0	
Vanadium	ND	mg/L	0.0050	0.0011	1	02/27/26 04:21	03/13/26 11:35	7440-62-2	
Zinc	ND	mg/L	0.010	0.0014	1	02/27/26 04:21	03/13/26 11:35	7440-66-6	
WCOL 7470 Mercury	Analytical Method: EPA 7470A Preparation Method: EPA 7470A Pace Analytical Services - West Columbia								
Mercury	**0.00014J**	mg/L	0.00020	0.000091	1	02/27/26 15:25	02/27/26 21:10	7439-97-6	

REPORT OF LABORATORY ANALYSIS

This report shall not be reproduced, except in full,
without the written consent of Pace Analytical Services, LLC.

Pace Analytical Services, LLC
9800 Kincey Ave. Suite 100
Huntersville, NC 28078
(704)875-9092

ANALYTICAL RESULTS

Project: Bowen LF Cells 5-8
Pace Project No.: 92845986

Sample: BOW-GWC-35 **Lab ID: 92845986002** Collected: 02/24/26 13:09 Received: 02/25/26 10:45 Matrix: Water

Parameters	Results	Units	Report Limit	MDL	DF	Prepared	Analyzed	CAS No.	Qual
2320B Alkalinity	Analytical Method: SM 2320B-2021 Pace Analytical Services - Asheville								
Alkalinity,Bicarbonate (CaCO3)	**229**	mg/L	5.0	5.0	1		03/04/26 21:37		
Alkalinity,Carbonate (CaCO3)	ND	mg/L	5.0	5.0	1		03/04/26 21:37		
Alkalinity, Total as CaCO3	**229**	mg/L	5.0	5.0	1		03/04/26 21:37		
2540C Total Dissolved Solids	Analytical Method: SM 2540C-2020 Pace Analytical Services - Asheville								
Total Dissolved Solids	**258**	mg/L	25.0	25.0	1		03/01/26 10:15		
300.0 IC Anions 28 Days	Analytical Method: EPA 300.0 Rev 2.1 1993 Pace Analytical Services - Asheville								
Chloride	**5.4**	mg/L	1.0	0.60	1		02/26/26 08:02	16887-00-6	
Fluoride	ND	mg/L	0.10	0.050	1		02/26/26 08:02	16984-48-8	
Sulfate	**7.0**	mg/L	1.0	0.50	1		02/26/26 08:02	14808-79-8	
WC 6020B MET ICPMS	Analytical Method: EPA 6020B Preparation Method: EPA 3005A Pace Analytical Services - West Columbia								
Antimony	ND	mg/L	0.0020	0.00043	1	02/27/26 04:21	03/13/26 11:41	7440-36-0	
Arsenic	ND	mg/L	0.0020	0.00041	1	02/27/26 04:21	03/13/26 11:41	7440-38-2	
Barium	**0.027**	mg/L	0.0050	0.00056	1	02/27/26 04:21	03/13/26 11:41	7440-39-3	
Beryllium	ND	mg/L	0.00040	0.00015	1	02/27/26 04:21	03/13/26 11:41	7440-41-7	
Boron	**0.0089J**	mg/L	0.040	0.0073	1	02/27/26 04:21	03/28/26 01:03	7440-42-8	
Cadmium	ND	mg/L	0.00050	0.00010	1	02/27/26 04:21	03/13/26 11:41	7440-43-9	
Calcium	**51.3**	mg/L	0.40	0.10	1	02/27/26 04:21	03/13/26 11:41	7440-70-2	
Chromium	**0.00027J**	mg/L	0.0050	0.00024	1	02/27/26 04:21	03/13/26 11:41	7440-47-3	
Cobalt	ND	mg/L	0.0050	0.00012	1	02/27/26 04:21	03/13/26 11:41	7440-48-4	
Copper	ND	mg/L	0.0050	0.00069	1	02/27/26 04:21	03/13/26 11:41	7440-50-8	
Iron	**0.031J**	mg/L	0.040	0.016	1	02/27/26 04:21	03/13/26 11:41	7439-89-6	
Lead	ND	mg/L	0.0010	0.00027	1	02/27/26 04:21	03/13/26 11:41	7439-92-1	
Magnesium	**28.7**	mg/L	0.050	0.024	1	02/27/26 04:21	03/13/26 11:41	7439-95-4	
Manganese	**0.0054**	mg/L	0.0050	0.0013	1	02/27/26 04:21	03/13/26 11:41	7439-96-5	
Nickel	ND	mg/L	0.0050	0.00092	1	02/27/26 04:21	03/13/26 11:41	7440-02-0	
Potassium	**1.5**	mg/L	0.40	0.13	1	02/27/26 04:21	03/13/26 11:41	7440-09-7	
Selenium	ND	mg/L	0.0050	0.00050	1	02/27/26 04:21	03/13/26 11:41	7782-49-2	
Silver	ND	mg/L	0.0010	0.00021	1	02/27/26 04:21	03/13/26 11:41	7440-22-4	
Sodium	**5.6**	mg/L	0.40	0.083	1	02/27/26 04:21	03/13/26 11:41	7440-23-5	
Thallium	ND	mg/L	0.00050	0.00017	1	02/27/26 04:21	03/13/26 11:41	7440-28-0	
Vanadium	ND	mg/L	0.0050	0.0011	1	02/27/26 04:21	03/13/26 11:41	7440-62-2	
Zinc	ND	mg/L	0.010	0.0014	1	02/27/26 04:21	03/13/26 11:41	7440-66-6	
WCOL 7470 Mercury	Analytical Method: EPA 7470A Preparation Method: EPA 7470A Pace Analytical Services - West Columbia								
Mercury	**0.00014J**	mg/L	0.00020	0.000091	1	02/27/26 15:25	02/27/26 21:12	7439-97-6	

REPORT OF LABORATORY ANALYSIS

This report shall not be reproduced, except in full,
without the written consent of Pace Analytical Services, LLC.

Pace Analytical Services, LLC
9800 Kincey Ave. Suite 100
Huntersville, NC 28078
(704)875-9092

ANALYTICAL RESULTS

Project: Bowen LF Cells 5-8
Pace Project No.: 92845986

Sample: BOW-GWC-29 **Lab ID: 92845986003** Collected: 02/26/26 11:50 Received: 02/27/26 12:50 Matrix: Water

Parameters	Results	Units	Report Limit	MDL	DF	Prepared	Analyzed	CAS No.	Qual
2320B Alkalinity	Analytical Method: SM 2320B-2021 Pace Analytical Services - Asheville								
Alkalinity,Bicarbonate (CaCO3)	**141**	mg/L	5.0	5.0	1		03/06/26 22:39		
Alkalinity,Carbonate (CaCO3)	ND	mg/L	5.0	5.0	1		03/06/26 22:39		
Alkalinity, Total as CaCO3	**141**	mg/L	5.0	5.0	1		03/06/26 22:39		
2540C Total Dissolved Solids	Analytical Method: SM 2540C-2020 Pace Analytical Services - Asheville								
Total Dissolved Solids	**146**	mg/L	25.0	25.0	1		03/01/26 10:07		
300.0 IC Anions 28 Days	Analytical Method: EPA 300.0 Rev 2.1 1993 Pace Analytical Services - Asheville								
Chloride	**2.5**	mg/L	1.0	0.60	1		02/28/26 19:01	16887-00-6	
Fluoride	ND	mg/L	0.10	0.050	1		02/28/26 19:01	16984-48-8	
Sulfate	**1.8**	mg/L	1.0	0.50	1		02/28/26 19:01	14808-79-8	
WC 6020B MET ICPMS	Analytical Method: EPA 6020B Preparation Method: EPA 3005A Pace Analytical Services - West Columbia								
Antimony	ND	mg/L	0.0020	0.00043	1	04/02/26 17:26	04/06/26 15:28	7440-36-0	
Arsenic	ND	mg/L	0.0020	0.00041	1	04/02/26 17:26	04/06/26 15:28	7440-38-2	
Barium	**0.030**	mg/L	0.0050	0.00056	1	04/02/26 17:26	04/06/26 15:28	7440-39-3	
Beryllium	ND	mg/L	0.00040	0.00015	1	04/02/26 17:26	04/06/26 15:28	7440-41-7	
Boron	ND	mg/L	0.040	0.0073	1	04/02/26 17:26	04/06/26 15:28	7440-42-8	
Cadmium	ND	mg/L	0.00050	0.00010	1	04/02/26 17:26	04/06/26 15:28	7440-43-9	
Calcium	**28.6**	mg/L	0.40	0.10	1	04/02/26 17:26	04/06/26 15:28	7440-70-2	
Chromium	**0.00077J**	mg/L	0.0050	0.00024	1	04/02/26 17:26	04/06/26 15:28	7440-47-3	
Cobalt	ND	mg/L	0.0050	0.00012	1	04/02/26 17:26	04/06/26 15:28	7440-48-4	
Copper	ND	mg/L	0.0050	0.00069	1	04/02/26 17:26	04/06/26 15:28	7440-50-8	
Iron	**0.13**	mg/L	0.040	0.016	1	04/02/26 17:26	04/06/26 15:28	7439-89-6	
Lead	ND	mg/L	0.0010	0.00027	1	04/02/26 17:26	04/06/26 15:28	7439-92-1	
Magnesium	**17.1**	mg/L	0.050	0.024	1	04/02/26 17:26	04/06/26 15:28	7439-95-4	
Manganese	**0.020**	mg/L	0.0050	0.0013	1	04/02/26 17:26	04/06/26 15:28	7439-96-5	
Nickel	ND	mg/L	0.0050	0.00092	1	04/02/26 17:26	04/06/26 15:28	7440-02-0	
Potassium	**0.72**	mg/L	0.40	0.13	1	04/02/26 17:26	04/06/26 15:28	7440-09-7	
Selenium	ND	mg/L	0.0050	0.00050	1	04/02/26 17:26	04/06/26 15:28	7782-49-2	
Silver	ND	mg/L	0.0010	0.00021	1	04/02/26 17:26	04/06/26 15:28	7440-22-4	
Sodium	**1.5**	mg/L	0.40	0.083	1	04/02/26 17:26	04/06/26 15:28	7440-23-5	
Thallium	**0.00025J**	mg/L	0.00050	0.00017	1	04/02/26 17:26	04/06/26 15:28	7440-28-0	
Vanadium	ND	mg/L	0.0050	0.0011	1	04/02/26 17:26	04/06/26 15:28	7440-62-2	
Zinc	ND	mg/L	0.010	0.0014	1	04/02/26 17:26	04/06/26 15:28	7440-66-6	
WCOL 7470 Mercury	Analytical Method: EPA 7470A Preparation Method: EPA 7470A Pace Analytical Services - West Columbia								
Mercury	ND	mg/L	0.00020	0.000091	1	03/03/26 13:28	03/03/26 17:15	7439-97-6	

REPORT OF LABORATORY ANALYSIS

This report shall not be reproduced, except in full,
without the written consent of Pace Analytical Services, LLC.

Pace Analytical Services, LLC
9800 Kincey Ave. Suite 100
Huntersville, NC 28078
(704)875-9092

ANALYTICAL RESULTS

Project: Bowen LF Cells 5-8
Pace Project No.: 92845986

Sample: BOW-GWC-29R **Lab ID: 92845986004** Collected: 02/26/26 10:10 Received: 02/27/26 12:50 Matrix: Water

Parameters	Results	Units	Report Limit	MDL	DF	Prepared	Analyzed	CAS No.	Qual
2320B Alkalinity	Analytical Method: SM 2320B-2021 Pace Analytical Services - Asheville								
Alkalinity,Bicarbonate (CaCO3)	**145**	mg/L	5.0	5.0	1		03/06/26 23:03		
Alkalinity,Carbonate (CaCO3)	ND	mg/L	5.0	5.0	1		03/06/26 23:03		
Alkalinity, Total as CaCO3	**145**	mg/L	5.0	5.0	1		03/06/26 23:03		
2540C Total Dissolved Solids	Analytical Method: SM 2540C-2020 Pace Analytical Services - Asheville								
Total Dissolved Solids	**155**	mg/L	25.0	25.0	1		03/01/26 10:07		
300.0 IC Anions 28 Days	Analytical Method: EPA 300.0 Rev 2.1 1993 Pace Analytical Services - Asheville								
Chloride	**2.5**	mg/L	1.0	0.60	1		02/28/26 19:16	16887-00-6	
Fluoride	ND	mg/L	0.10	0.050	1		02/28/26 19:16	16984-48-8	
Sulfate	**4.5**	mg/L	1.0	0.50	1		02/28/26 19:16	14808-79-8	
WC 6020B MET ICPMS	Analytical Method: EPA 6020B Preparation Method: EPA 3005A Pace Analytical Services - West Columbia								
Antimony	ND	mg/L	0.0020	0.00043	1	04/02/26 17:26	04/06/26 15:34	7440-36-0	
Arsenic	**0.00078J**	mg/L	0.0020	0.00041	1	04/02/26 17:26	04/06/26 15:34	7440-38-2	
Barium	**0.015**	mg/L	0.0050	0.00056	1	04/02/26 17:26	04/06/26 15:34	7440-39-3	
Beryllium	ND	mg/L	0.00040	0.00015	1	04/02/26 17:26	04/06/26 15:34	7440-41-7	
Boron	ND	mg/L	0.040	0.0073	1	04/02/26 17:26	04/06/26 15:34	7440-42-8	
Cadmium	ND	mg/L	0.00050	0.00010	1	04/02/26 17:26	04/06/26 15:34	7440-43-9	
Calcium	**34.1**	mg/L	0.40	0.10	1	04/02/26 17:26	04/06/26 15:34	7440-70-2	
Chromium	**0.00051J**	mg/L	0.0050	0.00024	1	04/02/26 17:26	04/06/26 15:34	7440-47-3	
Cobalt	ND	mg/L	0.0050	0.00012	1	04/02/26 17:26	04/06/26 15:34	7440-48-4	
Copper	ND	mg/L	0.0050	0.00069	1	04/02/26 17:26	04/06/26 15:34	7440-50-8	
Iron	**0.041**	mg/L	0.040	0.016	1	04/02/26 17:26	04/06/26 15:34	7439-89-6	
Lead	ND	mg/L	0.0010	0.00027	1	04/02/26 17:26	04/06/26 15:34	7439-92-1	
Magnesium	**18.1**	mg/L	0.050	0.024	1	04/02/26 17:26	04/06/26 15:34	7439-95-4	
Manganese	**0.0023J**	mg/L	0.0050	0.0013	1	04/02/26 17:26	04/06/26 15:34	7439-96-5	
Nickel	ND	mg/L	0.0050	0.00092	1	04/02/26 17:26	04/06/26 15:34	7440-02-0	
Potassium	**0.75**	mg/L	0.40	0.13	1	04/02/26 17:26	04/06/26 15:34	7440-09-7	
Selenium	**0.0012J**	mg/L	0.0050	0.00050	1	04/02/26 17:26	04/06/26 15:34	7782-49-2	
Silver	ND	mg/L	0.0010	0.00021	1	04/02/26 17:26	04/06/26 15:34	7440-22-4	
Sodium	**2.0**	mg/L	0.40	0.083	1	04/02/26 17:26	04/06/26 15:34	7440-23-5	
Thallium	ND	mg/L	0.00050	0.00017	1	04/02/26 17:26	04/06/26 15:34	7440-28-0	
Vanadium	ND	mg/L	0.0050	0.0011	1	04/02/26 17:26	04/06/26 15:34	7440-62-2	
Zinc	ND	mg/L	0.010	0.0014	1	04/02/26 17:26	04/06/26 15:34	7440-66-6	
WCOL 7470 Mercury	Analytical Method: EPA 7470A Preparation Method: EPA 7470A Pace Analytical Services - West Columbia								
Mercury	ND	mg/L	0.00020	0.000091	1	03/03/26 13:28	03/03/26 17:18	7439-97-6	

REPORT OF LABORATORY ANALYSIS

This report shall not be reproduced, except in full,
without the written consent of Pace Analytical Services, LLC.

Pace Analytical Services, LLC
9800 Kincey Ave. Suite 100
Huntersville, NC 28078
(704)875-9092

ANALYTICAL RESULTS

Project: Bowen LF Cells 5-8
Pace Project No.: 92845986

Sample: BOW-GWC-31 **Lab ID: 92845986005** Collected: 02/25/26 14:35 Received: 02/27/26 12:50 Matrix: Water

Parameters	Results	Units	Report Limit	MDL	DF	Prepared	Analyzed	CAS No.	Qual
2320B Alkalinity	Analytical Method: SM 2320B-2021 Pace Analytical Services - Asheville								
Alkalinity,Bicarbonate (CaCO3)	**206**	mg/L	5.0	5.0	1		03/06/26 23:11		
Alkalinity,Carbonate (CaCO3)	ND	mg/L	5.0	5.0	1		03/06/26 23:11		
Alkalinity, Total as CaCO3	**206**	mg/L	5.0	5.0	1		03/06/26 23:11		
2540C Total Dissolved Solids	Analytical Method: SM 2540C-2020 Pace Analytical Services - Asheville								
Total Dissolved Solids	**198**	mg/L	25.0	25.0	1		03/01/26 10:03		
300.0 IC Anions 28 Days	Analytical Method: EPA 300.0 Rev 2.1 1993 Pace Analytical Services - Asheville								
Chloride	**3.6**	mg/L	1.0	0.60	1		02/28/26 19:31	16887-00-6	
Fluoride	ND	mg/L	0.10	0.050	1		02/28/26 19:31	16984-48-8	
Sulfate	**4.2**	mg/L	1.0	0.50	1		02/28/26 19:31	14808-79-8	
WC 6020B MET ICPMS	Analytical Method: EPA 6020B Preparation Method: EPA 3005A Pace Analytical Services - West Columbia								
Antimony	ND	mg/L	0.0020	0.00043	1	04/02/26 17:26	04/06/26 15:40	7440-36-0	
Arsenic	**0.00096J**	mg/L	0.0020	0.00041	1	04/02/26 17:26	04/06/26 15:40	7440-38-2	
Barium	**0.050**	mg/L	0.0050	0.00056	1	04/02/26 17:26	04/06/26 15:40	7440-39-3	
Beryllium	ND	mg/L	0.00040	0.00015	1	04/02/26 17:26	04/06/26 15:40	7440-41-7	
Boron	ND	mg/L	0.040	0.0073	1	04/02/26 17:26	04/06/26 15:40	7440-42-8	
Cadmium	ND	mg/L	0.00050	0.00010	1	04/02/26 17:26	04/06/26 15:40	7440-43-9	
Calcium	**41.1**	mg/L	0.40	0.10	1	04/02/26 17:26	04/06/26 15:40	7440-70-2	
Chromium	**0.00035J**	mg/L	0.0050	0.00024	1	04/02/26 17:26	04/06/26 15:40	7440-47-3	
Cobalt	**0.00028J**	mg/L	0.0050	0.00012	1	04/02/26 17:26	04/06/26 15:40	7440-48-4	
Copper	ND	mg/L	0.0050	0.00069	1	04/02/26 17:26	04/06/26 15:40	7440-50-8	
Iron	**0.37**	mg/L	0.040	0.016	1	04/02/26 17:26	04/06/26 15:40	7439-89-6	
Lead	ND	mg/L	0.0010	0.00027	1	04/02/26 17:26	04/06/26 15:40	7439-92-1	
Magnesium	**26.0**	mg/L	0.050	0.024	1	04/02/26 17:26	04/06/26 15:40	7439-95-4	
Manganese	**0.096**	mg/L	0.0050	0.0013	1	04/02/26 17:26	04/06/26 15:40	7439-96-5	
Nickel	ND	mg/L	0.0050	0.00092	1	04/02/26 17:26	04/06/26 15:40	7440-02-0	
Potassium	**0.89**	mg/L	0.40	0.13	1	04/02/26 17:26	04/06/26 15:40	7440-09-7	
Selenium	ND	mg/L	0.0050	0.00050	1	04/02/26 17:26	04/06/26 15:40	7782-49-2	
Silver	ND	mg/L	0.0010	0.00021	1	04/02/26 17:26	04/06/26 15:40	7440-22-4	
Sodium	**1.8**	mg/L	0.40	0.083	1	04/02/26 17:26	04/06/26 15:40	7440-23-5	
Thallium	ND	mg/L	0.00050	0.00017	1	04/02/26 17:26	04/06/26 15:40	7440-28-0	
Vanadium	ND	mg/L	0.0050	0.0011	1	04/02/26 17:26	04/06/26 15:40	7440-62-2	
Zinc	ND	mg/L	0.010	0.0014	1	04/02/26 17:26	04/06/26 15:40	7440-66-6	
WCOL 7470 Mercury	Analytical Method: EPA 7470A Preparation Method: EPA 7470A Pace Analytical Services - West Columbia								
Mercury	ND	mg/L	0.00020	0.000091	1	03/03/26 13:28	03/03/26 17:20	7439-97-6	

REPORT OF LABORATORY ANALYSIS

This report shall not be reproduced, except in full,
without the written consent of Pace Analytical Services, LLC.

Pace Analytical Services, LLC
9800 Kincey Ave. Suite 100
Huntersville, NC 28078
(704)875-9092

ANALYTICAL RESULTS

Project: Bowen LF Cells 5-8
Pace Project No.: 92845986

Sample: BOW-LF5-8-FD-12 **Lab ID: 92845986006** Collected: 02/25/26 00:00 Received: 02/27/26 12:50 Matrix: Water

Parameters	Results	Units	Report Limit	MDL	DF	Prepared	Analyzed	CAS No.	Qual
2540C Total Dissolved Solids	Analytical Method: SM 2540C-2020 Pace Analytical Services - Asheville								
Total Dissolved Solids	**212**	mg/L	25.0	25.0	1		03/01/26 10:03		
300.0 IC Anions 28 Days	Analytical Method: EPA 300.0 Rev 2.1 1993 Pace Analytical Services - Asheville								
Chloride	**3.6**	mg/L	1.0	0.60	1		02/28/26 19:46	16887-00-6	
Fluoride	ND	mg/L	0.10	0.050	1		02/28/26 19:46	16984-48-8	
Sulfate	**4.2**	mg/L	1.0	0.50	1		02/28/26 19:46	14808-79-8	
WC 6020B MET ICPMS	Analytical Method: EPA 6020B Preparation Method: EPA 3005A Pace Analytical Services - West Columbia								
Antimony	ND	mg/L	0.0020	0.00043	1	04/02/26 17:26	04/06/26 15:46	7440-36-0	
Arsenic	**0.0010J**	mg/L	0.0020	0.00041	1	04/02/26 17:26	04/06/26 15:46	7440-38-2	
Barium	**0.051**	mg/L	0.0050	0.00056	1	04/02/26 17:26	04/06/26 15:46	7440-39-3	
Beryllium	ND	mg/L	0.00040	0.00015	1	04/02/26 17:26	04/06/26 15:46	7440-41-7	
Boron	ND	mg/L	0.040	0.0073	1	04/02/26 17:26	04/06/26 15:46	7440-42-8	
Cadmium	ND	mg/L	0.00050	0.00010	1	04/02/26 17:26	04/06/26 15:46	7440-43-9	
Calcium	**44.6**	mg/L	0.40	0.10	1	04/02/26 17:26	04/06/26 15:46	7440-70-2	
Chromium	**0.00035J**	mg/L	0.0050	0.00024	1	04/02/26 17:26	04/06/26 15:46	7440-47-3	
Cobalt	**0.00031J**	mg/L	0.0050	0.00012	1	04/02/26 17:26	04/06/26 15:46	7440-48-4	
Copper	ND	mg/L	0.0050	0.00069	1	04/02/26 17:26	04/06/26 15:46	7440-50-8	
Lead	ND	mg/L	0.0010	0.00027	1	04/02/26 17:26	04/06/26 15:46	7439-92-1	
Nickel	ND	mg/L	0.0050	0.00092	1	04/02/26 17:26	04/06/26 15:46	7440-02-0	
Selenium	ND	mg/L	0.0050	0.00050	1	04/02/26 17:26	04/06/26 15:46	7782-49-2	
Silver	ND	mg/L	0.0010	0.00021	1	04/02/26 17:26	04/06/26 15:46	7440-22-4	
Thallium	ND	mg/L	0.00050	0.00017	1	04/02/26 17:26	04/06/26 15:46	7440-28-0	
Vanadium	ND	mg/L	0.0050	0.0011	1	04/02/26 17:26	04/06/26 15:46	7440-62-2	
Zinc	ND	mg/L	0.010	0.0014	1	04/02/26 17:26	04/06/26 15:46	7440-66-6	
WCOL 7470 Mercury	Analytical Method: EPA 7470A Preparation Method: EPA 7470A Pace Analytical Services - West Columbia								
Mercury	ND	mg/L	0.00020	0.000091	1	03/03/26 13:28	03/03/26 17:28	7439-97-6	

REPORT OF LABORATORY ANALYSIS

This report shall not be reproduced, except in full,
without the written consent of Pace Analytical Services, LLC.

Pace Analytical Services, LLC
9800 Kincey Ave. Suite 100
Huntersville, NC 28078
(704)875-9092

ANALYTICAL RESULTS

Project: Bowen LF Cells 5-8
Pace Project No.: 92845986

Sample: BOW-LF5-8-FB-12 **Lab ID: 92845986007** Collected: 02/26/26 14:17 Received: 02/27/26 12:50 Matrix: Water

Parameters	Results	Units	Report Limit	MDL	DF	Prepared	Analyzed	CAS No.	Qual
2540C Total Dissolved Solids	Analytical Method: SM 2540C-2020 Pace Analytical Services - Asheville								
Total Dissolved Solids	ND	mg/L	25.0	25.0	1		03/01/26 10:08		
300.0 IC Anions 28 Days	Analytical Method: EPA 300.0 Rev 2.1 1993 Pace Analytical Services - Asheville								
Chloride	ND	mg/L	1.0	0.60	1		02/28/26 16:02	16887-00-6	
Fluoride	ND	mg/L	0.10	0.050	1		02/28/26 16:02	16984-48-8	
Sulfate	ND	mg/L	1.0	0.50	1		02/28/26 16:02	14808-79-8	
WC 6020B MET ICPMS	Analytical Method: EPA 6020B Preparation Method: EPA 3005A Pace Analytical Services - West Columbia								
Antimony	ND	mg/L	0.0020	0.00043	1	04/02/26 17:26	04/06/26 15:49	7440-36-0	
Arsenic	ND	mg/L	0.0020	0.00041	1	04/02/26 17:26	04/06/26 15:49	7440-38-2	
Barium	ND	mg/L	0.0050	0.00056	1	04/02/26 17:26	04/06/26 15:49	7440-39-3	
Beryllium	ND	mg/L	0.00040	0.00015	1	04/02/26 17:26	04/06/26 15:49	7440-41-7	
Boron	ND	mg/L	0.040	0.0073	1	04/02/26 17:26	04/06/26 15:49	7440-42-8	
Cadmium	ND	mg/L	0.00050	0.00010	1	04/02/26 17:26	04/06/26 15:49	7440-43-9	
Calcium	ND	mg/L	0.40	0.10	1	04/02/26 17:26	04/06/26 15:49	7440-70-2	
Chromium	ND	mg/L	0.0050	0.00024	1	04/02/26 17:26	04/06/26 15:49	7440-47-3	
Cobalt	ND	mg/L	0.0050	0.00012	1	04/02/26 17:26	04/06/26 15:49	7440-48-4	
Copper	ND	mg/L	0.0050	0.00069	1	04/02/26 17:26	04/06/26 15:49	7440-50-8	
Lead	ND	mg/L	0.0010	0.00027	1	04/02/26 17:26	04/06/26 15:49	7439-92-1	
Nickel	ND	mg/L	0.0050	0.00092	1	04/02/26 17:26	04/06/26 15:49	7440-02-0	
Selenium	ND	mg/L	0.0050	0.00050	1	04/02/26 17:26	04/06/26 15:49	7782-49-2	
Silver	ND	mg/L	0.0010	0.00021	1	04/02/26 17:26	04/06/26 15:49	7440-22-4	
Thallium	ND	mg/L	0.00050	0.00017	1	04/02/26 17:26	04/06/26 15:49	7440-28-0	
Vanadium	ND	mg/L	0.0050	0.0011	1	04/02/26 17:26	04/06/26 15:49	7440-62-2	
Zinc	ND	mg/L	0.010	0.0014	1	04/02/26 17:26	04/06/26 15:49	7440-66-6	
WCOL 7470 Mercury	Analytical Method: EPA 7470A Preparation Method: EPA 7470A Pace Analytical Services - West Columbia								
Mercury	ND	mg/L	0.00020	0.000091	1	03/03/26 13:28	03/03/26 17:36	7439-97-6	

REPORT OF LABORATORY ANALYSIS

This report shall not be reproduced, except in full,
without the written consent of Pace Analytical Services, LLC.

Pace Analytical Services, LLC
9800 Kincey Ave. Suite 100
Huntersville, NC 28078
(704)875-9092

ANALYTICAL RESULTS

Project: Bowen LF Cells 5-8
Pace Project No.: 92845986

Sample: BOW-LF5-8-EB-12 **Lab ID: 92845986008** Collected: 02/26/26 14:13 Received: 02/27/26 12:50 Matrix: Water

Parameters	Results	Units	Report Limit	MDL	DF	Prepared	Analyzed	CAS No.	Qual
2540C Total Dissolved Solids	Analytical Method: SM 2540C-2020 Pace Analytical Services - Asheville								
Total Dissolved Solids	ND	mg/L	25.0	25.0	1		03/01/26 10:08		
300.0 IC Anions 28 Days	Analytical Method: EPA 300.0 Rev 2.1 1993 Pace Analytical Services - Asheville								
Chloride	ND	mg/L	1.0	0.60	1		02/28/26 16:17	16887-00-6	
Fluoride	ND	mg/L	0.10	0.050	1		02/28/26 16:17	16984-48-8	
Sulfate	ND	mg/L	1.0	0.50	1		02/28/26 16:17	14808-79-8	
WC 6020B MET ICPMS	Analytical Method: EPA 6020B Preparation Method: EPA 3005A Pace Analytical Services - West Columbia								
Antimony	ND	mg/L	0.0020	0.00043	1	04/02/26 17:26	04/06/26 15:57	7440-36-0	
Arsenic	ND	mg/L	0.0020	0.00041	1	04/02/26 17:26	04/06/26 15:57	7440-38-2	
Barium	ND	mg/L	0.0050	0.00056	1	04/02/26 17:26	04/06/26 15:57	7440-39-3	
Beryllium	ND	mg/L	0.00040	0.00015	1	04/02/26 17:26	04/06/26 15:57	7440-41-7	
Boron	ND	mg/L	0.040	0.0073	1	04/02/26 17:26	04/06/26 15:57	7440-42-8	
Cadmium	ND	mg/L	0.00050	0.00010	1	04/02/26 17:26	04/06/26 15:57	7440-43-9	
Calcium	ND	mg/L	0.40	0.10	1	04/02/26 17:26	04/06/26 15:57	7440-70-2	
Chromium	ND	mg/L	0.0050	0.00024	1	04/02/26 17:26	04/06/26 15:57	7440-47-3	
Cobalt	ND	mg/L	0.0050	0.00012	1	04/02/26 17:26	04/06/26 15:57	7440-48-4	
Copper	ND	mg/L	0.0050	0.00069	1	04/02/26 17:26	04/06/26 15:57	7440-50-8	
Lead	ND	mg/L	0.0010	0.00027	1	04/02/26 17:26	04/06/26 15:57	7439-92-1	
Nickel	ND	mg/L	0.0050	0.00092	1	04/02/26 17:26	04/06/26 15:57	7440-02-0	
Selenium	ND	mg/L	0.0050	0.00050	1	04/02/26 17:26	04/06/26 15:57	7782-49-2	
Silver	ND	mg/L	0.0010	0.00021	1	04/02/26 17:26	04/06/26 15:57	7440-22-4	
Thallium	ND	mg/L	0.00050	0.00017	1	04/02/26 17:26	04/06/26 15:57	7440-28-0	
Vanadium	ND	mg/L	0.0050	0.0011	1	04/02/26 17:26	04/06/26 15:57	7440-62-2	
Zinc	ND	mg/L	0.010	0.0014	1	04/02/26 17:26	04/06/26 15:57	7440-66-6	
WCOL 7470 Mercury	Analytical Method: EPA 7470A Preparation Method: EPA 7470A Pace Analytical Services - West Columbia								
Mercury	ND	mg/L	0.00020	0.000091	1	03/03/26 13:28	03/03/26 17:38	7439-97-6	

REPORT OF LABORATORY ANALYSIS

This report shall not be reproduced, except in full,
without the written consent of Pace Analytical Services, LLC.

Pace Analytical Services, LLC
9800 Kincey Ave. Suite 100
Huntersville, NC 28078
(704)875-9092

ANALYTICAL RESULTS

Project: Bowen LF Cells 5-8
Pace Project No.: 92845986

Sample: BOW-GWC-30 **Lab ID: 92845986009** Collected: 02/27/26 10:19 Received: 02/27/26 15:33 Matrix: Water

Parameters	Results	Units	Report Limit	MDL	DF	Prepared	Analyzed	CAS No.	Qual
2320B Alkalinity	Analytical Method: SM 2320B-2021 Pace Analytical Services - Asheville								
Alkalinity,Bicarbonate (CaCO3)	**225**	mg/L	5.0	5.0	1		03/06/26 23:18		
Alkalinity,Carbonate (CaCO3)	ND	mg/L	5.0	5.0	1		03/06/26 23:18		
Alkalinity, Total as CaCO3	**225**	mg/L	5.0	5.0	1		03/06/26 23:18		
2540C Total Dissolved Solids	Analytical Method: SM 2540C-2020 Pace Analytical Services - Asheville								
Total Dissolved Solids	**242**	mg/L	25.0	25.0	1		03/01/26 10:09		
300.0 IC Anions 28 Days	Analytical Method: EPA 300.0 Rev 2.1 1993 Pace Analytical Services - Asheville								
Chloride	**2.9**	mg/L	1.0	0.60	1		02/28/26 20:01	16887-00-6	
Fluoride	ND	mg/L	0.10	0.050	1		02/28/26 20:01	16984-48-8	
Sulfate	**3.2**	mg/L	1.0	0.50	1		02/28/26 20:01	14808-79-8	
WC 6020B MET ICPMS	Analytical Method: EPA 6020B Preparation Method: EPA 3005A Pace Analytical Services - West Columbia								
Antimony	ND	mg/L	0.0020	0.00043	1	04/02/26 17:26	04/06/26 16:00	7440-36-0	
Arsenic	ND	mg/L	0.0020	0.00041	1	04/02/26 17:26	04/06/26 16:00	7440-38-2	
Barium	**0.022**	mg/L	0.0050	0.00056	1	04/02/26 17:26	04/06/26 16:00	7440-39-3	
Beryllium	ND	mg/L	0.00040	0.00015	1	04/02/26 17:26	04/06/26 16:00	7440-41-7	
Boron	ND	mg/L	0.040	0.0073	1	04/02/26 17:26	04/06/26 16:00	7440-42-8	
Cadmium	ND	mg/L	0.00050	0.00010	1	04/02/26 17:26	04/06/26 16:00	7440-43-9	
Calcium	**50.8**	mg/L	0.40	0.10	1	04/02/26 17:26	04/06/26 16:00	7440-70-2	
Chromium	**0.00065J**	mg/L	0.0050	0.00024	1	04/02/26 17:26	04/06/26 16:00	7440-47-3	
Cobalt	ND	mg/L	0.0050	0.00012	1	04/02/26 17:26	04/06/26 16:00	7440-48-4	
Copper	ND	mg/L	0.0050	0.00069	1	04/02/26 17:26	04/06/26 16:00	7440-50-8	
Iron	**0.13**	mg/L	0.040	0.016	1	04/02/26 17:26	04/06/26 16:00	7439-89-6	
Lead	ND	mg/L	0.0010	0.00027	1	04/02/26 17:26	04/06/26 16:00	7439-92-1	
Magnesium	**26.9**	mg/L	0.050	0.024	1	04/02/26 17:26	04/06/26 16:00	7439-95-4	
Manganese	**0.0076**	mg/L	0.0050	0.0013	1	04/02/26 17:26	04/06/26 16:00	7439-96-5	
Nickel	ND	mg/L	0.0050	0.00092	1	04/02/26 17:26	04/06/26 16:00	7440-02-0	
Potassium	**0.89**	mg/L	0.40	0.13	1	04/02/26 17:26	04/06/26 16:00	7440-09-7	
Selenium	ND	mg/L	0.0050	0.00050	1	04/02/26 17:26	04/06/26 16:00	7782-49-2	
Silver	ND	mg/L	0.0010	0.00021	1	04/02/26 17:26	04/06/26 16:00	7440-22-4	
Sodium	**1.6**	mg/L	0.40	0.083	1	04/02/26 17:26	04/06/26 16:00	7440-23-5	
Thallium	ND	mg/L	0.00050	0.00017	1	04/02/26 17:26	04/06/26 16:00	7440-28-0	
Vanadium	ND	mg/L	0.0050	0.0011	1	04/02/26 17:26	04/06/26 16:00	7440-62-2	
Zinc	ND	mg/L	0.010	0.0014	1	04/02/26 17:26	04/06/26 16:00	7440-66-6	
WCOL 7470 Mercury	Analytical Method: EPA 7470A Preparation Method: EPA 7470A Pace Analytical Services - West Columbia								
Mercury	ND	mg/L	0.00020	0.000091	1	03/03/26 13:28	03/03/26 17:41	7439-97-6	

REPORT OF LABORATORY ANALYSIS

This report shall not be reproduced, except in full,
without the written consent of Pace Analytical Services, LLC.

Pace Analytical Services, LLC
9800 Kincey Ave. Suite 100
Huntersville, NC 28078
(704)875-9092

ANALYTICAL RESULTS

Project: Bowen LF Cells 5-8
Pace Project No.: 92845986

Sample: BOW-GWC-31R **Lab ID: 92845986010** Collected: 02/27/26 12:39 Received: 02/27/26 15:33 Matrix: Water

Parameters	Results	Units	Report Limit	MDL	DF	Prepared	Analyzed	CAS No.	Qual
2320B Alkalinity	Analytical Method: SM 2320B-2021 Pace Analytical Services - Asheville								
Alkalinity,Bicarbonate (CaCO3)	**166**	mg/L	5.0	5.0	1		03/06/26 23:26		
Alkalinity,Carbonate (CaCO3)	ND	mg/L	5.0	5.0	1		03/06/26 23:26		
Alkalinity, Total as CaCO3	**166**	mg/L	5.0	5.0	1		03/06/26 23:26		
2540C Total Dissolved Solids	Analytical Method: SM 2540C-2020 Pace Analytical Services - Asheville								
Total Dissolved Solids	**192**	mg/L	25.0	25.0	1		03/01/26 10:09		
300.0 IC Anions 28 Days	Analytical Method: EPA 300.0 Rev 2.1 1993 Pace Analytical Services - Asheville								
Chloride	**3.0**	mg/L	1.0	0.60	1		02/28/26 20:46	16887-00-6	
Fluoride	ND	mg/L	0.10	0.050	1		02/28/26 20:46	16984-48-8	
Sulfate	**1.7**	mg/L	1.0	0.50	1		02/28/26 20:46	14808-79-8	
WC 6020B MET ICPMS	Analytical Method: EPA 6020B Preparation Method: EPA 3005A Pace Analytical Services - West Columbia								
Antimony	ND	mg/L	0.0020	0.00043	1	04/02/26 17:26	04/06/26 15:40	7440-36-0	
Arsenic	ND	mg/L	0.0020	0.00041	1	04/02/26 17:26	04/06/26 15:40	7440-38-2	
Barium	**0.017**	mg/L	0.0050	0.00056	1	04/02/26 17:26	04/06/26 15:40	7440-39-3	
Beryllium	ND	mg/L	0.00040	0.00015	1	04/02/26 17:26	04/06/26 15:40	7440-41-7	
Boron	**0.0093J**	mg/L	0.040	0.0073	1	04/02/26 17:26	04/06/26 15:40	7440-42-8	
Cadmium	ND	mg/L	0.00050	0.00010	1	04/02/26 17:26	04/06/26 15:40	7440-43-9	
Calcium	**38.2**	mg/L	0.40	0.10	1	04/02/26 17:26	04/06/26 15:40	7440-70-2	M1
Chromium	**0.00072J**	mg/L	0.0050	0.00024	1	04/02/26 17:26	04/06/26 15:40	7440-47-3	
Cobalt	ND	mg/L	0.0050	0.00012	1	04/02/26 17:26	04/06/26 15:40	7440-48-4	
Copper	ND	mg/L	0.0050	0.00069	1	04/02/26 17:26	04/06/26 15:40	7440-50-8	
Iron	**0.035J**	mg/L	0.040	0.016	1	04/02/26 17:26	04/06/26 15:40	7439-89-6	
Lead	ND	mg/L	0.0010	0.00027	1	04/02/26 17:26	04/06/26 15:40	7439-92-1	
Magnesium	**21.4**	mg/L	0.050	0.024	1	04/02/26 17:26	04/06/26 15:40	7439-95-4	M1
Manganese	ND	mg/L	0.0050	0.0013	1	04/02/26 17:26	04/06/26 15:40	7439-96-5	
Nickel	ND	mg/L	0.0050	0.00092	1	04/02/26 17:26	04/06/26 15:40	7440-02-0	
Potassium	**0.68**	mg/L	0.40	0.13	1	04/02/26 17:26	04/06/26 15:40	7440-09-7	
Selenium	ND	mg/L	0.0050	0.00050	1	04/02/26 17:26	04/06/26 15:40	7782-49-2	
Silver	ND	mg/L	0.0010	0.00021	1	04/02/26 17:26	04/06/26 15:40	7440-22-4	
Sodium	**1.6**	mg/L	0.40	0.083	1	04/02/26 17:26	04/06/26 15:40	7440-23-5	
Thallium	ND	mg/L	0.00050	0.00017	1	04/02/26 17:26	04/06/26 15:40	7440-28-0	
Vanadium	ND	mg/L	0.0050	0.0011	1	04/02/26 17:26	04/06/26 15:40	7440-62-2	
Zinc	**0.0014J**	mg/L	0.010	0.0014	1	04/02/26 17:26	04/06/26 15:40	7440-66-6	
WCOL 7470 Mercury	Analytical Method: EPA 7470A Preparation Method: EPA 7470A Pace Analytical Services - West Columbia								
Mercury	ND	mg/L	0.00020	0.000091	1	03/03/26 13:28	03/03/26 17:43	7439-97-6	

REPORT OF LABORATORY ANALYSIS

This report shall not be reproduced, except in full,
without the written consent of Pace Analytical Services, LLC.

Pace Analytical Services, LLC
9800 Kincey Ave. Suite 100
Huntersville, NC 28078
(704)875-9092

ANALYTICAL RESULTS

Project: Bowen LF Cells 5-8
Pace Project No.: 92845986

Sample: BOW-GWC-27 **Lab ID: 92845986011** Collected: 03/02/26 11:33 Received: 03/04/26 14:15 Matrix: Water

Parameters	Results	Units	Report Limit	MDL	DF	Prepared	Analyzed	CAS No.	Qual
2320B Alkalinity	Analytical Method: SM 2320B-2021 Pace Analytical Services - Asheville								
Alkalinity,Bicarbonate (CaCO3)	**156**	mg/L	5.0	5.0	1		03/10/26 17:02		
Alkalinity,Carbonate (CaCO3)	ND	mg/L	5.0	5.0	1		03/10/26 17:02		
Alkalinity, Total as CaCO3	**156**	mg/L	5.0	5.0	1		03/10/26 17:02		
2540C Total Dissolved Solids	Analytical Method: SM 2540C-2020 Pace Analytical Services - Asheville								
Total Dissolved Solids	**195**	mg/L	25.0	25.0	1		03/06/26 17:10		
300.0 IC Anions 28 Days	Analytical Method: EPA 300.0 Rev 2.1 1993 Pace Analytical Services - Asheville								
Chloride	**3.2**	mg/L	1.0	0.60	1		03/05/26 10:08	16887-00-6	
Fluoride	ND	mg/L	0.10	0.050	1		03/05/26 10:08	16984-48-8	
Sulfate	**28.3**	mg/L	1.0	0.50	1		03/05/26 10:08	14808-79-8	
WC 6020B MET ICPMS	Analytical Method: EPA 6020B Preparation Method: EPA 3005A Pace Analytical Services - West Columbia								
Antimony	ND	mg/L	0.0020	0.00043	1	04/02/26 17:26	04/06/26 14:12	7440-36-0	
Arsenic	ND	mg/L	0.0020	0.00041	1	04/02/26 17:26	04/06/26 14:12	7440-38-2	
Barium	**0.018**	mg/L	0.0050	0.00056	1	04/02/26 17:26	04/06/26 14:12	7440-39-3	
Beryllium	ND	mg/L	0.00040	0.00015	1	04/02/26 17:26	04/06/26 14:12	7440-41-7	
Boron	**0.0098J**	mg/L	0.040	0.0073	1	04/02/26 17:26	04/06/26 14:12	7440-42-8	
Cadmium	ND	mg/L	0.00050	0.00010	1	04/02/26 17:26	04/06/26 14:12	7440-43-9	
Calcium	**42.7**	mg/L	0.40	0.10	1	04/02/26 17:26	04/06/26 14:12	7440-70-2	M1
Chromium	**0.00098J**	mg/L	0.0050	0.00024	1	04/02/26 17:26	04/06/26 14:12	7440-47-3	
Cobalt	**0.00026J**	mg/L	0.0050	0.00012	1	04/02/26 17:26	04/06/26 14:12	7440-48-4	
Copper	ND	mg/L	0.0050	0.00069	1	04/02/26 17:26	04/06/26 14:12	7440-50-8	
Iron	**0.051**	mg/L	0.040	0.016	1	04/02/26 17:26	04/06/26 14:12	7439-89-6	
Lead	ND	mg/L	0.0010	0.00027	1	04/02/26 17:26	04/06/26 14:12	7439-92-1	
Magnesium	**20.3**	mg/L	0.050	0.024	1	04/02/26 17:26	04/06/26 14:12	7439-95-4	M1
Manganese	ND	mg/L	0.0050	0.0013	1	04/02/26 17:26	04/06/26 14:12	7439-96-5	
Nickel	ND	mg/L	0.0050	0.00092	1	04/02/26 17:26	04/06/26 14:12	7440-02-0	
Potassium	**0.84**	mg/L	0.40	0.13	1	04/02/26 17:26	04/06/26 14:12	7440-09-7	
Selenium	**0.00096J**	mg/L	0.0050	0.00050	1	04/02/26 17:26	04/06/26 14:12	7782-49-2	
Silver	ND	mg/L	0.0010	0.00021	1	04/02/26 17:26	04/06/26 14:12	7440-22-4	
Sodium	**1.5**	mg/L	0.40	0.083	1	04/02/26 17:26	04/06/26 14:12	7440-23-5	
Thallium	ND	mg/L	0.00050	0.00017	1	04/02/26 17:26	04/06/26 14:12	7440-28-0	
Vanadium	ND	mg/L	0.0050	0.0011	1	04/02/26 17:26	04/06/26 14:12	7440-62-2	
Zinc	**0.0086J**	mg/L	0.010	0.0014	1	04/02/26 17:26	04/06/26 14:12	7440-66-6	
WCOL 7470 Mercury	Analytical Method: EPA 7470A Preparation Method: EPA 7470A Pace Analytical Services - West Columbia								
Mercury	ND	mg/L	0.00020	0.000091	1	03/05/26 13:00	03/05/26 16:11	7439-97-6	

REPORT OF LABORATORY ANALYSIS

This report shall not be reproduced, except in full,
without the written consent of Pace Analytical Services, LLC.

Pace Analytical Services, LLC
9800 Kincey Ave. Suite 100
Huntersville, NC 28078
(704)875-9092

ANALYTICAL RESULTS

Project: Bowen LF Cells 5-8
Pace Project No.: 92845986

Sample: BOW-GWC-27R **Lab ID: 92845986012** Collected: 03/02/26 12:56 Received: 03/04/26 14:15 Matrix: Water

Parameters	Results	Units	Report Limit	MDL	DF	Prepared	Analyzed	CAS No.	Qual
2320B Alkalinity	Analytical Method: SM 2320B-2021 Pace Analytical Services - Asheville								
Alkalinity,Bicarbonate (CaCO3)	**152**	mg/L	5.0	5.0	1		03/10/26 17:09		
Alkalinity,Carbonate (CaCO3)	ND	mg/L	5.0	5.0	1		03/10/26 17:09		
Alkalinity, Total as CaCO3	**152**	mg/L	5.0	5.0	1		03/10/26 17:09		
2540C Total Dissolved Solids	Analytical Method: SM 2540C-2020 Pace Analytical Services - Asheville								
Total Dissolved Solids	**150**	mg/L	25.0	25.0	1		03/06/26 17:10		
300.0 IC Anions 28 Days	Analytical Method: EPA 300.0 Rev 2.1 1993 Pace Analytical Services - Asheville								
Chloride	**2.6**	mg/L	1.0	0.60	1		03/05/26 10:56	16887-00-6	
Fluoride	**0.057J**	mg/L	0.10	0.050	1		03/05/26 10:56	16984-48-8	
Sulfate	**3.0**	mg/L	1.0	0.50	1		03/05/26 10:56	14808-79-8	
WC 6020B MET ICPMS	Analytical Method: EPA 6020B Preparation Method: EPA 3005A Pace Analytical Services - West Columbia								
Antimony	**0.0012J**	mg/L	0.0020	0.00043	1	04/02/26 17:26	04/06/26 14:29	7440-36-0	
Arsenic	ND	mg/L	0.0020	0.00041	1	04/02/26 17:26	04/06/26 14:29	7440-38-2	
Barium	**0.015**	mg/L	0.0050	0.00056	1	04/02/26 17:26	04/06/26 14:29	7440-39-3	
Beryllium	ND	mg/L	0.00040	0.00015	1	04/02/26 17:26	04/06/26 14:29	7440-41-7	
Boron	ND	mg/L	0.040	0.0073	1	04/02/26 17:26	04/06/26 14:29	7440-42-8	
Cadmium	ND	mg/L	0.00050	0.00010	1	04/02/26 17:26	04/06/26 14:29	7440-43-9	
Calcium	**31.0**	mg/L	0.40	0.10	1	04/02/26 17:26	04/06/26 14:29	7440-70-2	
Chromium	**0.00070J**	mg/L	0.0050	0.00024	1	04/02/26 17:26	04/06/26 14:29	7440-47-3	
Cobalt	ND	mg/L	0.0050	0.00012	1	04/02/26 17:26	04/06/26 14:29	7440-48-4	
Copper	ND	mg/L	0.0050	0.00069	1	04/02/26 17:26	04/06/26 14:29	7440-50-8	
Iron	**0.053**	mg/L	0.040	0.016	1	04/02/26 17:26	04/06/26 14:29	7439-89-6	
Lead	ND	mg/L	0.0010	0.00027	1	04/02/26 17:26	04/06/26 14:29	7439-92-1	
Magnesium	**17.4**	mg/L	0.050	0.024	1	04/02/26 17:26	04/06/26 14:29	7439-95-4	
Manganese	**0.0033J**	mg/L	0.0050	0.0013	1	04/02/26 17:26	04/06/26 14:29	7439-96-5	
Nickel	ND	mg/L	0.0050	0.00092	1	04/02/26 17:26	04/06/26 14:29	7440-02-0	
Potassium	**0.74**	mg/L	0.40	0.13	1	04/02/26 17:26	04/06/26 14:29	7440-09-7	
Selenium	ND	mg/L	0.0050	0.00050	1	04/02/26 17:26	04/06/26 14:29	7782-49-2	
Silver	ND	mg/L	0.0010	0.00021	1	04/02/26 17:26	04/06/26 14:29	7440-22-4	
Sodium	**3.5**	mg/L	0.40	0.083	1	04/02/26 17:26	04/06/26 14:29	7440-23-5	
Thallium	ND	mg/L	0.00050	0.00017	1	04/02/26 17:26	04/06/26 14:29	7440-28-0	
Vanadium	ND	mg/L	0.0050	0.0011	1	04/02/26 17:26	04/06/26 14:29	7440-62-2	
Zinc	ND	mg/L	0.010	0.0014	1	04/02/26 17:26	04/06/26 14:29	7440-66-6	
WCOL 7470 Mercury	Analytical Method: EPA 7470A Preparation Method: EPA 7470A Pace Analytical Services - West Columbia								
Mercury	ND	mg/L	0.00020	0.000091	1	03/05/26 13:00	03/05/26 16:13	7439-97-6	

REPORT OF LABORATORY ANALYSIS

This report shall not be reproduced, except in full,
without the written consent of Pace Analytical Services, LLC.

Pace Analytical Services, LLC
9800 Kincey Ave. Suite 100
Huntersville, NC 28078
(704)875-9092

ANALYTICAL RESULTS

Project: Bowen LF Cells 5-8
Pace Project No.: 92845986

Sample: BOW-GWC-28 **Lab ID: 92845986013** Collected: 03/02/26 16:05 Received: 03/04/26 14:15 Matrix: Water

Parameters	Results	Units	Report Limit	MDL	DF	Prepared	Analyzed	CAS No.	Qual
2320B Alkalinity	Analytical Method: SM 2320B-2021 Pace Analytical Services - Asheville								
Alkalinity,Bicarbonate (CaCO3)	**160**	mg/L	5.0	5.0	1		03/10/26 17:17		
Alkalinity,Carbonate (CaCO3)	ND	mg/L	5.0	5.0	1		03/10/26 17:17		
Alkalinity, Total as CaCO3	**160**	mg/L	5.0	5.0	1		03/10/26 17:17		
2540C Total Dissolved Solids	Analytical Method: SM 2540C-2020 Pace Analytical Services - Asheville								
Total Dissolved Solids	**157**	mg/L	25.0	25.0	1		03/06/26 17:11		
300.0 IC Anions 28 Days	Analytical Method: EPA 300.0 Rev 2.1 1993 Pace Analytical Services - Asheville								
Chloride	**4.1**	mg/L	1.0	0.60	1		03/05/26 11:12	16887-00-6	
Fluoride	**0.079J**	mg/L	0.10	0.050	1		03/05/26 11:12	16984-48-8	
Sulfate	**6.1**	mg/L	1.0	0.50	1		03/05/26 11:12	14808-79-8	
WC 6020B MET ICPMS	Analytical Method: EPA 6020B Preparation Method: EPA 3005A Pace Analytical Services - West Columbia								
Antimony	ND	mg/L	0.0020	0.00043	1	04/02/26 17:26	04/06/26 14:35	7440-36-0	
Arsenic	**0.0010J**	mg/L	0.0020	0.00041	1	04/02/26 17:26	04/06/26 14:35	7440-38-2	
Barium	**0.026**	mg/L	0.0050	0.00056	1	04/02/26 17:26	04/06/26 14:35	7440-39-3	
Beryllium	ND	mg/L	0.00040	0.00015	1	04/02/26 17:26	04/06/26 14:35	7440-41-7	
Boron	ND	mg/L	0.040	0.0073	1	04/02/26 17:26	04/06/26 14:35	7440-42-8	
Cadmium	ND	mg/L	0.00050	0.00010	1	04/02/26 17:26	04/06/26 14:35	7440-43-9	
Calcium	**28.8**	mg/L	0.40	0.10	1	04/02/26 17:26	04/06/26 14:35	7440-70-2	
Chromium	ND	mg/L	0.0050	0.00024	1	04/02/26 17:26	04/06/26 14:35	7440-47-3	
Cobalt	**0.00050J**	mg/L	0.0050	0.00012	1	04/02/26 17:26	04/06/26 14:35	7440-48-4	
Copper	ND	mg/L	0.0050	0.00069	1	04/02/26 17:26	04/06/26 14:35	7440-50-8	
Iron	**0.062**	mg/L	0.040	0.016	1	04/02/26 17:26	04/06/26 14:35	7439-89-6	
Lead	ND	mg/L	0.0010	0.00027	1	04/02/26 17:26	04/06/26 14:35	7439-92-1	
Magnesium	**17.3**	mg/L	0.050	0.024	1	04/02/26 17:26	04/06/26 14:35	7439-95-4	
Manganese	**0.095**	mg/L	0.0050	0.0013	1	04/02/26 17:26	04/06/26 14:35	7439-96-5	
Nickel	ND	mg/L	0.0050	0.00092	1	04/02/26 17:26	04/06/26 14:35	7440-02-0	
Potassium	**1.0**	mg/L	0.40	0.13	1	04/02/26 17:26	04/06/26 14:35	7440-09-7	
Selenium	ND	mg/L	0.0050	0.00050	1	04/02/26 17:26	04/06/26 14:35	7782-49-2	
Silver	ND	mg/L	0.0010	0.00021	1	04/02/26 17:26	04/06/26 14:35	7440-22-4	
Sodium	**13.9**	mg/L	0.40	0.083	1	04/02/26 17:26	04/06/26 14:35	7440-23-5	
Thallium	ND	mg/L	0.00050	0.00017	1	04/02/26 17:26	04/06/26 14:35	7440-28-0	
Vanadium	ND	mg/L	0.0050	0.0011	1	04/02/26 17:26	04/06/26 14:35	7440-62-2	
Zinc	ND	mg/L	0.010	0.0014	1	04/02/26 17:26	04/06/26 14:35	7440-66-6	
WCOL 7470 Mercury	Analytical Method: EPA 7470A Preparation Method: EPA 7470A Pace Analytical Services - West Columbia								
Mercury	ND	mg/L	0.00020	0.000091	1	03/05/26 13:00	03/05/26 16:16	7439-97-6	

REPORT OF LABORATORY ANALYSIS

This report shall not be reproduced, except in full,
without the written consent of Pace Analytical Services, LLC.

Pace Analytical Services, LLC
9800 Kincey Ave. Suite 100
Huntersville, NC 28078
(704)875-9092

ANALYTICAL RESULTS

Project: Bowen LF Cells 5-8
Pace Project No.: 92845986

Sample: BOW-GWC-31S **Lab ID: 92845986014** Collected: 03/02/26 13:50 Received: 03/04/26 14:15 Matrix: Water

Parameters	Results	Units	Report Limit	MDL	DF	Prepared	Analyzed	CAS No.	Qual
2320B Alkalinity	Analytical Method: SM 2320B-2021 Pace Analytical Services - Asheville								
Alkalinity,Bicarbonate (CaCO3)	**169**	mg/L	5.0	5.0	1		03/10/26 17:24		
Alkalinity,Carbonate (CaCO3)	ND	mg/L	5.0	5.0	1		03/10/26 17:24		
Alkalinity, Total as CaCO3	**169**	mg/L	5.0	5.0	1		03/10/26 17:24		
2540C Total Dissolved Solids	Analytical Method: SM 2540C-2020 Pace Analytical Services - Asheville								
Total Dissolved Solids	**166**	mg/L	25.0	25.0	1		03/06/26 17:11		
300.0 IC Anions 28 Days	Analytical Method: EPA 300.0 Rev 2.1 1993 Pace Analytical Services - Asheville								
Chloride	**4.8**	mg/L	1.0	0.60	1		03/05/26 11:27	16887-00-6	
Fluoride	**0.067J**	mg/L	0.10	0.050	1		03/05/26 11:27	16984-48-8	
Sulfate	**0.82J**	mg/L	1.0	0.50	1		03/05/26 11:27	14808-79-8	
WC 6020B MET ICPMS	Analytical Method: EPA 6020B Preparation Method: EPA 3005A Pace Analytical Services - West Columbia								
Antimony	ND	mg/L	0.0020	0.00043	1	04/02/26 17:26	04/06/26 14:43	7440-36-0	
Arsenic	ND	mg/L	0.0020	0.00041	1	04/02/26 17:26	04/06/26 14:43	7440-38-2	
Barium	**0.036**	mg/L	0.0050	0.00056	1	04/02/26 17:26	04/06/26 14:43	7440-39-3	
Beryllium	ND	mg/L	0.00040	0.00015	1	04/02/26 17:26	04/06/26 14:43	7440-41-7	
Boron	ND	mg/L	0.040	0.0073	1	04/02/26 17:26	04/06/26 14:43	7440-42-8	
Cadmium	ND	mg/L	0.00050	0.00010	1	04/02/26 17:26	04/06/26 14:43	7440-43-9	
Calcium	**35.0**	mg/L	0.40	0.10	1	04/02/26 17:26	04/06/26 14:43	7440-70-2	
Chromium	**0.00094J**	mg/L	0.0050	0.00024	1	04/02/26 17:26	04/06/26 14:43	7440-47-3	
Cobalt	ND	mg/L	0.0050	0.00012	1	04/02/26 17:26	04/06/26 14:43	7440-48-4	
Copper	ND	mg/L	0.0050	0.00069	1	04/02/26 17:26	04/06/26 14:43	7440-50-8	
Iron	**0.058**	mg/L	0.040	0.016	1	04/02/26 17:26	04/06/26 14:43	7439-89-6	
Lead	ND	mg/L	0.0010	0.00027	1	04/02/26 17:26	04/06/26 14:43	7439-92-1	
Magnesium	**21.1**	mg/L	0.050	0.024	1	04/02/26 17:26	04/06/26 14:43	7439-95-4	
Manganese	**0.0073**	mg/L	0.0050	0.0013	1	04/02/26 17:26	04/06/26 14:43	7439-96-5	
Nickel	ND	mg/L	0.0050	0.00092	1	04/02/26 17:26	04/06/26 14:43	7440-02-0	
Potassium	**1.0**	mg/L	0.40	0.13	1	04/02/26 17:26	04/06/26 14:43	7440-09-7	
Selenium	ND	mg/L	0.0050	0.00050	1	04/02/26 17:26	04/06/26 14:43	7782-49-2	
Silver	ND	mg/L	0.0010	0.00021	1	04/02/26 17:26	04/06/26 14:43	7440-22-4	
Sodium	**2.8**	mg/L	0.40	0.083	1	04/02/26 17:26	04/06/26 14:43	7440-23-5	
Thallium	ND	mg/L	0.00050	0.00017	1	04/02/26 17:26	04/06/26 14:43	7440-28-0	
Vanadium	ND	mg/L	0.0050	0.0011	1	04/02/26 17:26	04/06/26 14:43	7440-62-2	
Zinc	**0.0016J**	mg/L	0.010	0.0014	1	04/02/26 17:26	04/06/26 14:43	7440-66-6	
WCOL 7470 Mercury	Analytical Method: EPA 7470A Preparation Method: EPA 7470A Pace Analytical Services - West Columbia								
Mercury	ND	mg/L	0.00020	0.000091	1	03/05/26 13:00	03/05/26 16:24	7439-97-6	

REPORT OF LABORATORY ANALYSIS

This report shall not be reproduced, except in full,
without the written consent of Pace Analytical Services, LLC.

Pace Analytical Services, LLC
9800 Kincey Ave. Suite 100
Huntersville, NC 28078
(704)875-9092

ANALYTICAL RESULTS

Project: Bowen LF Cells 5-8
Pace Project No.: 92845986

Sample: BOW-GWC-32 **Lab ID: 92845986015** Collected: 03/02/26 15:39 Received: 03/04/26 14:15 Matrix: Water

Parameters	Results	Units	Report Limit	MDL	DF	Prepared	Analyzed	CAS No.	Qual
2320B Alkalinity	Analytical Method: SM 2320B-2021 Pace Analytical Services - Asheville								
Alkalinity,Bicarbonate (CaCO3)	**240**	mg/L	5.0	5.0	1		03/10/26 17:35		
Alkalinity,Carbonate (CaCO3)	ND	mg/L	5.0	5.0	1		03/10/26 17:35		
Alkalinity, Total as CaCO3	**240**	mg/L	5.0	5.0	1		03/10/26 17:35		
2540C Total Dissolved Solids	Analytical Method: SM 2540C-2020 Pace Analytical Services - Asheville								
Total Dissolved Solids	**219**	mg/L	25.0	25.0	1		03/06/26 17:11		
300.0 IC Anions 28 Days	Analytical Method: EPA 300.0 Rev 2.1 1993 Pace Analytical Services - Asheville								
Chloride	**3.5**	mg/L	1.0	0.60	1		03/05/26 11:43	16887-00-6	
Fluoride	**0.097J**	mg/L	0.10	0.050	1		03/05/26 11:43	16984-48-8	
Sulfate	**4.7**	mg/L	1.0	0.50	1		03/05/26 11:43	14808-79-8	
WC 6020B MET ICPMS	Analytical Method: EPA 6020B Preparation Method: EPA 3005A Pace Analytical Services - West Columbia								
Antimony	ND	mg/L	0.0020	0.00043	1	04/02/26 17:26	04/06/26 14:46	7440-36-0	
Arsenic	**0.0054**	mg/L	0.0020	0.00041	1	04/02/26 17:26	04/06/26 14:46	7440-38-2	
Barium	**0.033**	mg/L	0.0050	0.00056	1	04/02/26 17:26	04/06/26 14:46	7440-39-3	
Beryllium	ND	mg/L	0.00040	0.00015	1	04/02/26 17:26	04/06/26 14:46	7440-41-7	
Boron	ND	mg/L	0.040	0.0073	1	04/02/26 17:26	04/06/26 14:46	7440-42-8	
Cadmium	ND	mg/L	0.00050	0.00010	1	04/02/26 17:26	04/06/26 14:46	7440-43-9	
Calcium	**52.7**	mg/L	0.40	0.10	1	04/02/26 17:26	04/06/26 14:46	7440-70-2	
Chromium	ND	mg/L	0.0050	0.00024	1	04/02/26 17:26	04/06/26 14:46	7440-47-3	
Cobalt	**0.00029J**	mg/L	0.0050	0.00012	1	04/02/26 17:26	04/06/26 14:46	7440-48-4	
Copper	ND	mg/L	0.0050	0.00069	1	04/02/26 17:26	04/06/26 14:46	7440-50-8	
Iron	**2.4**	mg/L	0.040	0.016	1	04/02/26 17:26	04/06/26 14:46	7439-89-6	
Lead	ND	mg/L	0.0010	0.00027	1	04/02/26 17:26	04/06/26 14:46	7439-92-1	
Magnesium	**24.4**	mg/L	0.050	0.024	1	04/02/26 17:26	04/06/26 14:46	7439-95-4	
Manganese	**0.091**	mg/L	0.0050	0.0013	1	04/02/26 17:26	04/06/26 14:46	7439-96-5	
Nickel	ND	mg/L	0.0050	0.00092	1	04/02/26 17:26	04/06/26 14:46	7440-02-0	
Potassium	**1.3**	mg/L	0.40	0.13	1	04/02/26 17:26	04/06/26 14:46	7440-09-7	
Selenium	ND	mg/L	0.0050	0.00050	1	04/02/26 17:26	04/06/26 14:46	7782-49-2	
Silver	ND	mg/L	0.0010	0.00021	1	04/02/26 17:26	04/06/26 14:46	7440-22-4	
Sodium	**2.8**	mg/L	0.40	0.083	1	04/02/26 17:26	04/06/26 14:46	7440-23-5	
Thallium	ND	mg/L	0.00050	0.00017	1	04/02/26 17:26	04/06/26 14:46	7440-28-0	
Vanadium	ND	mg/L	0.0050	0.0011	1	04/02/26 17:26	04/06/26 14:46	7440-62-2	
Zinc	ND	mg/L	0.010	0.0014	1	04/02/26 17:26	04/06/26 14:46	7440-66-6	
WCOL 7470 Mercury	Analytical Method: EPA 7470A Preparation Method: EPA 7470A Pace Analytical Services - West Columbia								
Mercury	ND	mg/L	0.00020	0.000091	1	03/05/26 13:00	03/05/26 16:26	7439-97-6	

REPORT OF LABORATORY ANALYSIS

This report shall not be reproduced, except in full,
without the written consent of Pace Analytical Services, LLC.

Pace Analytical Services, LLC
9800 Kincey Ave. Suite 100
Huntersville, NC 28078
(704)875-9092

ANALYTICAL RESULTS

Project: Bowen LF Cells 5-8
Pace Project No.: 92845986

Sample: BOW-GWC-33R **Lab ID: 92845986016** Collected: 03/03/26 11:15 Received: 03/04/26 14:15 Matrix: Water

Parameters	Results	Units	Report Limit	MDL	DF	Prepared	Analyzed	CAS No.	Qual
2320B Alkalinity	Analytical Method: SM 2320B-2021 Pace Analytical Services - Asheville								
Alkalinity,Bicarbonate (CaCO3)	**117**	mg/L	5.0	5.0	1		03/10/26 22:32		
Alkalinity,Carbonate (CaCO3)	ND	mg/L	5.0	5.0	1		03/10/26 22:32		
Alkalinity, Total as CaCO3	**117**	mg/L	5.0	5.0	1		03/10/26 22:32		
2540C Total Dissolved Solids	Analytical Method: SM 2540C-2020 Pace Analytical Services - Asheville								
Total Dissolved Solids	**120**	mg/L	25.0	25.0	1		03/06/26 17:05		
300.0 IC Anions 28 Days	Analytical Method: EPA 300.0 Rev 2.1 1993 Pace Analytical Services - Asheville								
Chloride	**3.5**	mg/L	1.0	0.60	1		03/05/26 12:31	16887-00-6	
Fluoride	ND	mg/L	0.10	0.050	1		03/05/26 12:31	16984-48-8	
Sulfate	**1.6**	mg/L	1.0	0.50	1		03/05/26 12:31	14808-79-8	
WC 6020B MET ICPMS	Analytical Method: EPA 6020B Preparation Method: EPA 3005A Pace Analytical Services - West Columbia								
Antimony	ND	mg/L	0.0020	0.00043	1	04/02/26 17:26	04/06/26 14:52	7440-36-0	
Arsenic	ND	mg/L	0.0020	0.00041	1	04/02/26 17:26	04/06/26 14:52	7440-38-2	
Barium	**0.0015J**	mg/L	0.0050	0.00056	1	04/02/26 17:26	04/06/26 14:52	7440-39-3	
Beryllium	ND	mg/L	0.00040	0.00015	1	04/02/26 17:26	04/06/26 14:52	7440-41-7	
Boron	ND	mg/L	0.040	0.0073	1	04/02/26 17:26	04/06/26 14:52	7440-42-8	
Cadmium	ND	mg/L	0.00050	0.00010	1	04/02/26 17:26	04/06/26 14:52	7440-43-9	
Calcium	**28.8**	mg/L	0.40	0.10	1	04/02/26 17:26	04/06/26 14:52	7440-70-2	
Chromium	**0.00083J**	mg/L	0.0050	0.00024	1	04/02/26 17:26	04/06/26 14:52	7440-47-3	
Cobalt	**0.00019J**	mg/L	0.0050	0.00012	1	04/02/26 17:26	04/06/26 14:52	7440-48-4	
Copper	ND	mg/L	0.0050	0.00069	1	04/02/26 17:26	04/06/26 14:52	7440-50-8	
Iron	**0.076**	mg/L	0.040	0.016	1	04/02/26 17:26	04/06/26 14:52	7439-89-6	
Lead	ND	mg/L	0.0010	0.00027	1	04/02/26 17:26	04/06/26 14:52	7439-92-1	
Magnesium	**11.8**	mg/L	0.050	0.024	1	04/02/26 17:26	04/06/26 14:52	7439-95-4	
Manganese	**0.0049J**	mg/L	0.0050	0.0013	1	04/02/26 17:26	04/06/26 14:52	7439-96-5	
Nickel	ND	mg/L	0.0050	0.00092	1	04/02/26 17:26	04/06/26 14:52	7440-02-0	
Potassium	**0.30J**	mg/L	0.40	0.13	1	04/02/26 17:26	04/06/26 14:52	7440-09-7	
Selenium	ND	mg/L	0.0050	0.00050	1	04/02/26 17:26	04/06/26 14:52	7782-49-2	
Silver	ND	mg/L	0.0010	0.00021	1	04/02/26 17:26	04/06/26 14:52	7440-22-4	
Sodium	**4.8**	mg/L	0.40	0.083	1	04/02/26 17:26	04/06/26 14:52	7440-23-5	
Thallium	ND	mg/L	0.00050	0.00017	1	04/02/26 17:26	04/06/26 14:52	7440-28-0	
Vanadium	ND	mg/L	0.0050	0.0011	1	04/02/26 17:26	04/06/26 14:52	7440-62-2	
Zinc	ND	mg/L	0.010	0.0014	1	04/02/26 17:26	04/06/26 14:52	7440-66-6	
WCOL 7470 Mercury	Analytical Method: EPA 7470A Preparation Method: EPA 7470A Pace Analytical Services - West Columbia								
Mercury	ND	mg/L	0.00020	0.000091	1	03/05/26 13:00	03/05/26 16:34	7439-97-6	

REPORT OF LABORATORY ANALYSIS

This report shall not be reproduced, except in full,
without the written consent of Pace Analytical Services, LLC.

Pace Analytical Services, LLC
9800 Kincey Ave. Suite 100
Huntersville, NC 28078
(704)875-9092

ANALYTICAL RESULTS

Project: Bowen LF Cells 5-8
Pace Project No.: 92845986

Sample: BOW-GWC-34 **Lab ID: 92845986017** Collected: 03/02/26 11:54 Received: 03/04/26 14:15 Matrix: Water

Parameters	Results	Units	Report Limit	MDL	DF	Prepared	Analyzed	CAS No.	Qual
2320B Alkalinity	Analytical Method: SM 2320B-2021 Pace Analytical Services - Asheville								
Alkalinity,Bicarbonate (CaCO3)	**94.8**	mg/L	5.0	5.0	1		03/10/26 17:51		
Alkalinity,Carbonate (CaCO3)	ND	mg/L	5.0	5.0	1		03/10/26 17:51		
Alkalinity, Total as CaCO3	**94.8**	mg/L	5.0	5.0	1		03/10/26 17:51		
2540C Total Dissolved Solids	Analytical Method: SM 2540C-2020 Pace Analytical Services - Asheville								
Total Dissolved Solids	**112**	mg/L	25.0	25.0	1		03/06/26 17:11		
300.0 IC Anions 28 Days	Analytical Method: EPA 300.0 Rev 2.1 1993 Pace Analytical Services - Asheville								
Chloride	**5.2**	mg/L	1.0	0.60	1		03/05/26 12:47	16887-00-6	
Fluoride	ND	mg/L	0.10	0.050	1		03/05/26 12:47	16984-48-8	
Sulfate	**0.93J**	mg/L	1.0	0.50	1		03/05/26 12:47	14808-79-8	
WC 6020B MET ICPMS	Analytical Method: EPA 6020B Preparation Method: EPA 3005A Pace Analytical Services - West Columbia								
Antimony	**0.00051J**	mg/L	0.0020	0.00043	1	04/02/26 17:26	04/06/26 14:55	7440-36-0	
Arsenic	**0.0013J**	mg/L	0.0020	0.00041	1	04/02/26 17:26	04/06/26 14:55	7440-38-2	
Barium	**0.039**	mg/L	0.0050	0.00056	1	04/02/26 17:26	04/06/26 14:55	7440-39-3	
Beryllium	ND	mg/L	0.00040	0.00015	1	04/02/26 17:26	04/06/26 14:55	7440-41-7	
Boron	ND	mg/L	0.040	0.0073	1	04/02/26 17:26	04/06/26 14:55	7440-42-8	
Cadmium	**0.00050**	mg/L	0.00050	0.00010	1	04/02/26 17:26	04/06/26 14:55	7440-43-9	
Calcium	**19.7**	mg/L	0.40	0.10	1	04/02/26 17:26	04/06/26 14:55	7440-70-2	
Chromium	ND	mg/L	0.0050	0.00024	1	04/02/26 17:26	04/06/26 14:55	7440-47-3	
Cobalt	**0.017**	mg/L	0.0050	0.00012	1	04/02/26 17:26	04/06/26 14:55	7440-48-4	
Copper	ND	mg/L	0.0050	0.00069	1	04/02/26 17:26	04/06/26 14:55	7440-50-8	
Iron	**8.2**	mg/L	0.040	0.016	1	04/02/26 17:26	04/06/26 14:55	7439-89-6	
Lead	ND	mg/L	0.0010	0.00027	1	04/02/26 17:26	04/06/26 14:55	7439-92-1	
Magnesium	**11.2**	mg/L	0.050	0.024	1	04/02/26 17:26	04/06/26 14:55	7439-95-4	
Manganese	**0.38**	mg/L	0.0050	0.0013	1	04/02/26 17:26	04/06/26 14:55	7439-96-5	
Nickel	**0.012**	mg/L	0.0050	0.00092	1	04/02/26 17:26	04/06/26 14:55	7440-02-0	
Potassium	**0.61**	mg/L	0.40	0.13	1	04/02/26 17:26	04/06/26 14:55	7440-09-7	
Selenium	ND	mg/L	0.0050	0.00050	1	04/02/26 17:26	04/06/26 14:55	7782-49-2	
Silver	ND	mg/L	0.0010	0.00021	1	04/02/26 17:26	04/06/26 14:55	7440-22-4	
Sodium	**2.6**	mg/L	0.40	0.083	1	04/02/26 17:26	04/06/26 14:55	7440-23-5	
Thallium	ND	mg/L	0.00050	0.00017	1	04/02/26 17:26	04/06/26 14:55	7440-28-0	
Vanadium	ND	mg/L	0.0050	0.0011	1	04/02/26 17:26	04/06/26 14:55	7440-62-2	
Zinc	**0.030**	mg/L	0.010	0.0014	1	04/02/26 17:26	04/06/26 14:55	7440-66-6	
WCOL 7470 Mercury	Analytical Method: EPA 7470A Preparation Method: EPA 7470A Pace Analytical Services - West Columbia								
Mercury	ND	mg/L	0.00020	0.000091	1	03/05/26 13:00	03/05/26 16:36	7439-97-6	

REPORT OF LABORATORY ANALYSIS

This report shall not be reproduced, except in full,
without the written consent of Pace Analytical Services, LLC.

Pace Analytical Services, LLC
9800 Kincey Ave. Suite 100
Huntersville, NC 28078
(704)875-9092

ANALYTICAL RESULTS

Project: Bowen LF Cells 5-8
Pace Project No.: 92845986

Sample: BOW-GWC-34R **Lab ID: 92845986018** Collected: 03/02/26 13:18 Received: 03/04/26 14:15 Matrix: Water

Parameters	Results	Units	Report Limit	MDL	DF	Prepared	Analyzed	CAS No.	Qual
2320B Alkalinity	Analytical Method: SM 2320B-2021 Pace Analytical Services - Asheville								
Alkalinity,Bicarbonate (CaCO3)	**207**	mg/L	5.0	5.0	1		03/10/26 17:59		
Alkalinity,Carbonate (CaCO3)	ND	mg/L	5.0	5.0	1		03/10/26 17:59		
Alkalinity, Total as CaCO3	**207**	mg/L	5.0	5.0	1		03/10/26 17:59		
2540C Total Dissolved Solids	Analytical Method: SM 2540C-2020 Pace Analytical Services - Asheville								
Total Dissolved Solids	**202**	mg/L	25.0	25.0	1		03/06/26 17:11		
300.0 IC Anions 28 Days	Analytical Method: EPA 300.0 Rev 2.1 1993 Pace Analytical Services - Asheville								
Chloride	**4.7**	mg/L	1.0	0.60	1		03/05/26 13:03	16887-00-6	
Fluoride	ND	mg/L	0.10	0.050	1		03/05/26 13:03	16984-48-8	
Sulfate	**3.0**	mg/L	1.0	0.50	1		03/05/26 13:03	14808-79-8	
WC 6020B MET ICPMS	Analytical Method: EPA 6020B Preparation Method: EPA 3005A Pace Analytical Services - West Columbia								
Antimony	ND	mg/L	0.0020	0.00043	1	04/02/26 17:26	04/06/26 14:58	7440-36-0	
Arsenic	**0.00086J**	mg/L	0.0020	0.00041	1	04/02/26 17:26	04/06/26 14:58	7440-38-2	
Barium	**0.020**	mg/L	0.0050	0.00056	1	04/02/26 17:26	04/06/26 14:58	7440-39-3	
Beryllium	ND	mg/L	0.00040	0.00015	1	04/02/26 17:26	04/06/26 14:58	7440-41-7	
Boron	ND	mg/L	0.040	0.0073	1	04/02/26 17:26	04/06/26 14:58	7440-42-8	
Cadmium	ND	mg/L	0.00050	0.00010	1	04/02/26 17:26	04/06/26 14:58	7440-43-9	
Calcium	**44.7**	mg/L	0.40	0.10	1	04/02/26 17:26	04/06/26 14:58	7440-70-2	
Chromium	**0.00024J**	mg/L	0.0050	0.00024	1	04/02/26 17:26	04/06/26 14:58	7440-47-3	
Cobalt	**0.0034J**	mg/L	0.0050	0.00012	1	04/02/26 17:26	04/06/26 14:58	7440-48-4	
Copper	ND	mg/L	0.0050	0.00069	1	04/02/26 17:26	04/06/26 14:58	7440-50-8	
Iron	**0.71**	mg/L	0.040	0.016	1	04/02/26 17:26	04/06/26 14:58	7439-89-6	
Lead	ND	mg/L	0.0010	0.00027	1	04/02/26 17:26	04/06/26 14:58	7439-92-1	
Magnesium	**25.6**	mg/L	0.050	0.024	1	04/02/26 17:26	04/06/26 14:58	7439-95-4	
Manganese	**0.51**	mg/L	0.0050	0.0013	1	04/02/26 17:26	04/06/26 14:58	7439-96-5	
Nickel	**0.0022J**	mg/L	0.0050	0.00092	1	04/02/26 17:26	04/06/26 14:58	7440-02-0	
Potassium	**0.59**	mg/L	0.40	0.13	1	04/02/26 17:26	04/06/26 14:58	7440-09-7	
Selenium	ND	mg/L	0.0050	0.00050	1	04/02/26 17:26	04/06/26 14:58	7782-49-2	
Silver	ND	mg/L	0.0010	0.00021	1	04/02/26 17:26	04/06/26 14:58	7440-22-4	
Sodium	**2.0**	mg/L	0.40	0.083	1	04/02/26 17:26	04/06/26 14:58	7440-23-5	
Thallium	ND	mg/L	0.00050	0.00017	1	04/02/26 17:26	04/06/26 14:58	7440-28-0	
Vanadium	ND	mg/L	0.0050	0.0011	1	04/02/26 17:26	04/06/26 14:58	7440-62-2	
Zinc	**0.0044J**	mg/L	0.010	0.0014	1	04/02/26 17:26	04/06/26 14:58	7440-66-6	
WCOL 7470 Mercury	Analytical Method: EPA 7470A Preparation Method: EPA 7470A Pace Analytical Services - West Columbia								
Mercury	ND	mg/L	0.00020	0.000091	1	03/05/26 13:00	03/05/26 16:39	7439-97-6	

REPORT OF LABORATORY ANALYSIS

This report shall not be reproduced, except in full,
without the written consent of Pace Analytical Services, LLC.

Pace Analytical Services, LLC
9800 Kincey Ave. Suite 100
Huntersville, NC 28078
(704)875-9092

ANALYTICAL RESULTS

Project: Bowen LF Cells 5-8
Pace Project No.: 92845986

Sample: BOW-GWC-57 **Lab ID: 92845986019** Collected: 03/02/26 15:09 Received: 03/04/26 14:15 Matrix: Water

Parameters	Results	Units	Report Limit	MDL	DF	Prepared	Analyzed	CAS No.	Qual
2320B Alkalinity	Analytical Method: SM 2320B-2021 Pace Analytical Services - Asheville								
Alkalinity,Bicarbonate (CaCO3)	**182**	mg/L	5.0	5.0	1		03/10/26 18:07		
Alkalinity,Carbonate (CaCO3)	ND	mg/L	5.0	5.0	1		03/10/26 18:07		
Alkalinity, Total as CaCO3	**182**	mg/L	5.0	5.0	1		03/10/26 18:07		
2540C Total Dissolved Solids	Analytical Method: SM 2540C-2020 Pace Analytical Services - Asheville								
Total Dissolved Solids	**168**	mg/L	25.0	25.0	1		03/06/26 17:11		
300.0 IC Anions 28 Days	Analytical Method: EPA 300.0 Rev 2.1 1993 Pace Analytical Services - Asheville								
Chloride	**2.8**	mg/L	1.0	0.60	1		03/05/26 13:19	16887-00-6	
Fluoride	ND	mg/L	0.10	0.050	1		03/05/26 13:19	16984-48-8	
Sulfate	**2.4**	mg/L	1.0	0.50	1		03/05/26 13:19	14808-79-8	
WC 6020B MET ICPMS	Analytical Method: EPA 6020B Preparation Method: EPA 3005A Pace Analytical Services - West Columbia								
Antimony	ND	mg/L	0.0020	0.00043	1	04/02/26 17:26	04/06/26 15:01	7440-36-0	
Arsenic	ND	mg/L	0.0020	0.00041	1	04/02/26 17:26	04/06/26 15:01	7440-38-2	
Barium	**0.0030J**	mg/L	0.0050	0.00056	1	04/02/26 17:26	04/06/26 15:01	7440-39-3	
Beryllium	ND	mg/L	0.00040	0.00015	1	04/02/26 17:26	04/06/26 15:01	7440-41-7	
Boron	ND	mg/L	0.040	0.0073	1	04/02/26 17:26	04/06/26 15:01	7440-42-8	
Cadmium	ND	mg/L	0.00050	0.00010	1	04/02/26 17:26	04/06/26 15:01	7440-43-9	
Calcium	**38.3**	mg/L	0.40	0.10	1	04/02/26 17:26	04/06/26 15:01	7440-70-2	
Chromium	**0.00030J**	mg/L	0.0050	0.00024	1	04/02/26 17:26	04/06/26 15:01	7440-47-3	
Cobalt	**0.00083J**	mg/L	0.0050	0.00012	1	04/02/26 17:26	04/06/26 15:01	7440-48-4	
Copper	ND	mg/L	0.0050	0.00069	1	04/02/26 17:26	04/06/26 15:01	7440-50-8	
Iron	**0.11**	mg/L	0.040	0.016	1	04/02/26 17:26	04/06/26 15:01	7439-89-6	
Lead	ND	mg/L	0.0010	0.00027	1	04/02/26 17:26	04/06/26 15:01	7439-92-1	
Magnesium	**21.5**	mg/L	0.050	0.024	1	04/02/26 17:26	04/06/26 15:01	7439-95-4	
Manganese	**0.23**	mg/L	0.0050	0.0013	1	04/02/26 17:26	04/06/26 15:01	7439-96-5	
Nickel	**0.00095J**	mg/L	0.0050	0.00092	1	04/02/26 17:26	04/06/26 15:01	7440-02-0	
Potassium	**0.36J**	mg/L	0.40	0.13	1	04/02/26 17:26	04/06/26 15:01	7440-09-7	
Selenium	ND	mg/L	0.0050	0.00050	1	04/02/26 17:26	04/06/26 15:01	7782-49-2	
Silver	ND	mg/L	0.0010	0.00021	1	04/02/26 17:26	04/06/26 15:01	7440-22-4	
Sodium	**2.3**	mg/L	0.40	0.083	1	04/02/26 17:26	04/06/26 15:01	7440-23-5	
Thallium	ND	mg/L	0.00050	0.00017	1	04/02/26 17:26	04/06/26 15:01	7440-28-0	
Vanadium	ND	mg/L	0.0050	0.0011	1	04/02/26 17:26	04/06/26 15:01	7440-62-2	
Zinc	ND	mg/L	0.010	0.0014	1	04/02/26 17:26	04/06/26 15:01	7440-66-6	
WCOL 7470 Mercury	Analytical Method: EPA 7470A Preparation Method: EPA 7470A Pace Analytical Services - West Columbia								
Mercury	ND	mg/L	0.00020	0.000091	1	03/05/26 13:00	03/05/26 16:41	7439-97-6	

REPORT OF LABORATORY ANALYSIS

This report shall not be reproduced, except in full,
without the written consent of Pace Analytical Services, LLC.

Pace Analytical Services, LLC
9800 Kincey Ave. Suite 100
Huntersville, NC 28078
(704)875-9092

ANALYTICAL RESULTS

Project: Bowen LF Cells 5-8
Pace Project No.: 92845986

Sample: BOW-GWC-58 **Lab ID: 92845986020** Collected: 03/02/26 11:45 Received: 03/04/26 14:15 Matrix: Water

Parameters	Results	Units	Report Limit	MDL	DF	Prepared	Analyzed	CAS No.	Qual
2320B Alkalinity	Analytical Method: SM 2320B-2021 Pace Analytical Services - Asheville								
Alkalinity,Bicarbonate (CaCO3)	**211**	mg/L	5.0	5.0	1		03/10/26 18:15		
Alkalinity,Carbonate (CaCO3)	ND	mg/L	5.0	5.0	1		03/10/26 18:15		
Alkalinity, Total as CaCO3	**211**	mg/L	5.0	5.0	1		03/10/26 18:15		
2540C Total Dissolved Solids	Analytical Method: SM 2540C-2020 Pace Analytical Services - Asheville								
Total Dissolved Solids	**212**	mg/L	25.0	25.0	1		03/06/26 17:11		
300.0 IC Anions 28 Days	Analytical Method: EPA 300.0 Rev 2.1 1993 Pace Analytical Services - Asheville								
Chloride	**4.0**	mg/L	1.0	0.60	1		03/05/26 13:35	16887-00-6	
Fluoride	**0.056J**	mg/L	0.10	0.050	1		03/05/26 13:35	16984-48-8	
Sulfate	**1.3**	mg/L	1.0	0.50	1		03/05/26 13:35	14808-79-8	
WC 6020B MET ICPMS	Analytical Method: EPA 6020B Preparation Method: EPA 3005A Pace Analytical Services - West Columbia								
Antimony	ND	mg/L	0.0020	0.00043	1	04/02/26 17:26	04/06/26 15:04	7440-36-0	
Arsenic	ND	mg/L	0.0020	0.00041	1	04/02/26 17:26	04/06/26 15:04	7440-38-2	
Barium	**0.0078**	mg/L	0.0050	0.00056	1	04/02/26 17:26	04/06/26 15:04	7440-39-3	
Beryllium	ND	mg/L	0.00040	0.00015	1	04/02/26 17:26	04/06/26 15:04	7440-41-7	
Boron	ND	mg/L	0.040	0.0073	1	04/02/26 17:26	04/06/26 15:04	7440-42-8	
Cadmium	ND	mg/L	0.00050	0.00010	1	04/02/26 17:26	04/06/26 15:04	7440-43-9	
Calcium	**39.0**	mg/L	0.40	0.10	1	04/02/26 17:26	04/06/26 15:04	7440-70-2	
Chromium	**0.0042J**	mg/L	0.0050	0.00024	1	04/02/26 17:26	04/06/26 15:04	7440-47-3	
Cobalt	**0.00013J**	mg/L	0.0050	0.00012	1	04/02/26 17:26	04/06/26 15:04	7440-48-4	
Copper	ND	mg/L	0.0050	0.00069	1	04/02/26 17:26	04/06/26 15:04	7440-50-8	
Iron	**0.087**	mg/L	0.040	0.016	1	04/02/26 17:26	04/06/26 15:04	7439-89-6	
Lead	ND	mg/L	0.0010	0.00027	1	04/02/26 17:26	04/06/26 15:04	7439-92-1	
Magnesium	**24.7**	mg/L	0.050	0.024	1	04/02/26 17:26	04/06/26 15:04	7439-95-4	
Manganese	**0.0055**	mg/L	0.0050	0.0013	1	04/02/26 17:26	04/06/26 15:04	7439-96-5	
Nickel	ND	mg/L	0.0050	0.00092	1	04/02/26 17:26	04/06/26 15:04	7440-02-0	
Potassium	**0.34J**	mg/L	0.40	0.13	1	04/02/26 17:26	04/06/26 15:04	7440-09-7	
Selenium	ND	mg/L	0.0050	0.00050	1	04/02/26 17:26	04/06/26 15:04	7782-49-2	
Silver	ND	mg/L	0.0010	0.00021	1	04/02/26 17:26	04/06/26 15:04	7440-22-4	
Sodium	**6.0**	mg/L	0.40	0.083	1	04/02/26 17:26	04/06/26 15:04	7440-23-5	
Thallium	ND	mg/L	0.00050	0.00017	1	04/02/26 17:26	04/06/26 15:04	7440-28-0	
Vanadium	ND	mg/L	0.0050	0.0011	1	04/02/26 17:26	04/06/26 15:04	7440-62-2	
Zinc	ND	mg/L	0.010	0.0014	1	04/02/26 17:26	04/06/26 15:04	7440-66-6	
WCOL 7470 Mercury	Analytical Method: EPA 7470A Preparation Method: EPA 7470A Pace Analytical Services - West Columbia								
Mercury	ND	mg/L	0.00020	0.000091	1	03/05/26 13:00	03/05/26 16:44	7439-97-6	

REPORT OF LABORATORY ANALYSIS

This report shall not be reproduced, except in full,
without the written consent of Pace Analytical Services, LLC.

Pace Analytical Services, LLC
9800 Kincey Ave. Suite 100
Huntersville, NC 28078
(704)875-9092

ANALYTICAL RESULTS

Project: Bowen LF Cells 5-8
Pace Project No.: 92845986

Sample: BOW-LF5-8-FD-13 **Lab ID: 92845986021** Collected: 03/02/26 00:00 Received: 03/04/26 14:15 Matrix: Water

Parameters	Results	Units	Report Limit	MDL	DF	Prepared	Analyzed	CAS No.	Qual
2540C Total Dissolved Solids	Analytical Method: SM 2540C-2020 Pace Analytical Services - Asheville								
Total Dissolved Solids	**147**	mg/L	25.0	25.0	1		03/06/26 17:11		
300.0 IC Anions 28 Days	Analytical Method: EPA 300.0 Rev 2.1 1993 Pace Analytical Services - Asheville								
Chloride	**2.6**	mg/L	1.0	0.60	1		03/05/26 14:22	16887-00-6	
Fluoride	**0.057J**	mg/L	0.10	0.050	1		03/05/26 14:22	16984-48-8	
Sulfate	**3.0**	mg/L	1.0	0.50	1		03/05/26 14:22	14808-79-8	
WC 6020B MET ICPMS	Analytical Method: EPA 6020B Preparation Method: EPA 3005A Pace Analytical Services - West Columbia								
Antimony	**0.00085J**	mg/L	0.0020	0.00043	1	04/02/26 17:26	04/06/26 15:07	7440-36-0	
Arsenic	ND	mg/L	0.0020	0.00041	1	04/02/26 17:26	04/06/26 15:07	7440-38-2	
Barium	**0.015**	mg/L	0.0050	0.00056	1	04/02/26 17:26	04/06/26 15:07	7440-39-3	
Beryllium	ND	mg/L	0.00040	0.00015	1	04/02/26 17:26	04/06/26 15:07	7440-41-7	
Boron	ND	mg/L	0.040	0.0073	1	04/02/26 17:26	04/06/26 15:07	7440-42-8	
Cadmium	ND	mg/L	0.00050	0.00010	1	04/02/26 17:26	04/06/26 15:07	7440-43-9	
Calcium	**31.2**	mg/L	0.40	0.10	1	04/02/26 17:26	04/06/26 15:07	7440-70-2	
Chromium	**0.00064J**	mg/L	0.0050	0.00024	1	04/02/26 17:26	04/06/26 15:07	7440-47-3	
Cobalt	ND	mg/L	0.0050	0.00012	1	04/02/26 17:26	04/06/26 15:07	7440-48-4	
Copper	ND	mg/L	0.0050	0.00069	1	04/02/26 17:26	04/06/26 15:07	7440-50-8	
Lead	ND	mg/L	0.0010	0.00027	1	04/02/26 17:26	04/06/26 15:07	7439-92-1	
Nickel	ND	mg/L	0.0050	0.00092	1	04/02/26 17:26	04/06/26 15:07	7440-02-0	
Selenium	ND	mg/L	0.0050	0.00050	1	04/02/26 17:26	04/06/26 15:07	7782-49-2	
Silver	ND	mg/L	0.0010	0.00021	1	04/02/26 17:26	04/06/26 15:07	7440-22-4	
Thallium	ND	mg/L	0.00050	0.00017	1	04/02/26 17:26	04/06/26 15:07	7440-28-0	
Vanadium	ND	mg/L	0.0050	0.0011	1	04/02/26 17:26	04/06/26 15:07	7440-62-2	
Zinc	ND	mg/L	0.010	0.0014	1	04/02/26 17:26	04/06/26 15:07	7440-66-6	
WCOL 7470 Mercury	Analytical Method: EPA 7470A Preparation Method: EPA 7470A Pace Analytical Services - West Columbia								
Mercury	ND	mg/L	0.00020	0.000091	1	03/05/26 13:00	03/05/26 16:46	7439-97-6	

REPORT OF LABORATORY ANALYSIS

This report shall not be reproduced, except in full,
without the written consent of Pace Analytical Services, LLC.

Pace Analytical Services, LLC
9800 Kincey Ave. Suite 100
Huntersville, NC 28078
(704)875-9092

ANALYTICAL RESULTS

Project: Bowen LF Cells 5-8
Pace Project No.: 92845986

Sample: BOW-LF5-8-FB-13 **Lab ID: 92845986022** Collected: 03/02/26 16:20 Received: 03/04/26 14:15 Matrix: Water

Parameters	Results	Units	Report Limit	MDL	DF	Prepared	Analyzed	CAS No.	Qual
2540C Total Dissolved Solids	Analytical Method: SM 2540C-2020 Pace Analytical Services - Asheville								
Total Dissolved Solids	ND	mg/L	25.0	25.0	1		03/06/26 17:11		
300.0 IC Anions 28 Days	Analytical Method: EPA 300.0 Rev 2.1 1993 Pace Analytical Services - Asheville								
Chloride	ND	mg/L	1.0	0.60	1		03/05/26 01:00	16887-00-6	
Fluoride	ND	mg/L	0.10	0.050	1		03/05/26 01:00	16984-48-8	
Sulfate	ND	mg/L	1.0	0.50	1		03/05/26 01:00	14808-79-8	
WC 6020B MET ICPMS	Analytical Method: EPA 6020B Preparation Method: EPA 3005A Pace Analytical Services - West Columbia								
Antimony	ND	mg/L	0.0020	0.00043	1	04/02/26 17:26	04/06/26 15:22	7440-36-0	
Arsenic	ND	mg/L	0.0020	0.00041	1	04/02/26 17:26	04/06/26 15:22	7440-38-2	
Barium	ND	mg/L	0.0050	0.00056	1	04/02/26 17:26	04/06/26 15:22	7440-39-3	
Beryllium	ND	mg/L	0.00040	0.00015	1	04/02/26 17:26	04/06/26 15:22	7440-41-7	
Boron	ND	mg/L	0.040	0.0073	1	04/02/26 17:26	04/06/26 15:22	7440-42-8	
Cadmium	ND	mg/L	0.00050	0.00010	1	04/02/26 17:26	04/06/26 15:22	7440-43-9	
Calcium	ND	mg/L	0.40	0.10	1	04/02/26 17:26	04/06/26 15:22	7440-70-2	
Chromium	**0.00026J**	mg/L	0.0050	0.00024	1	04/02/26 17:26	04/06/26 15:22	7440-47-3	
Cobalt	ND	mg/L	0.0050	0.00012	1	04/02/26 17:26	04/06/26 15:22	7440-48-4	
Copper	ND	mg/L	0.0050	0.00069	1	04/02/26 17:26	04/06/26 15:22	7440-50-8	
Lead	ND	mg/L	0.0010	0.00027	1	04/02/26 17:26	04/06/26 15:22	7439-92-1	
Nickel	ND	mg/L	0.0050	0.00092	1	04/02/26 17:26	04/06/26 15:22	7440-02-0	
Selenium	ND	mg/L	0.0050	0.00050	1	04/02/26 17:26	04/06/26 15:22	7782-49-2	
Silver	ND	mg/L	0.0010	0.00021	1	04/02/26 17:26	04/06/26 15:22	7440-22-4	
Thallium	ND	mg/L	0.00050	0.00017	1	04/02/26 17:26	04/06/26 15:22	7440-28-0	
Vanadium	ND	mg/L	0.0050	0.0011	1	04/02/26 17:26	04/06/26 15:22	7440-62-2	
Zinc	ND	mg/L	0.010	0.0014	1	04/02/26 17:26	04/06/26 15:22	7440-66-6	
WCOL 7470 Mercury	Analytical Method: EPA 7470A Preparation Method: EPA 7470A Pace Analytical Services - West Columbia								
Mercury	ND	mg/L	0.00020	0.000091	1	03/05/26 13:00	03/05/26 16:49	7439-97-6	

REPORT OF LABORATORY ANALYSIS

This report shall not be reproduced, except in full,
without the written consent of Pace Analytical Services, LLC.

Pace Analytical Services, LLC
9800 Kincey Ave. Suite 100
Huntersville, NC 28078
(704)875-9092

ANALYTICAL RESULTS

Project: Bowen LF Cells 5-8
Pace Project No.: 92845986

Sample: BOW-LF5-8-EB-13 **Lab ID: 92845986023** Collected: 03/02/26 16:30 Received: 03/04/26 14:15 Matrix: Water

Parameters	Results	Units	Report Limit	MDL	DF	Prepared	Analyzed	CAS No.	Qual
2540C Total Dissolved Solids	Analytical Method: SM 2540C-2020 Pace Analytical Services - Asheville								
Total Dissolved Solids	ND	mg/L	25.0	25.0	1		03/06/26 17:11		
300.0 IC Anions 28 Days	Analytical Method: EPA 300.0 Rev 2.1 1993 Pace Analytical Services - Asheville								
Chloride	ND	mg/L	1.0	0.60	1		03/05/26 01:15	16887-00-6	
Fluoride	ND	mg/L	0.10	0.050	1		03/05/26 01:15	16984-48-8	
Sulfate	ND	mg/L	1.0	0.50	1		03/05/26 01:15	14808-79-8	
WC 6020B MET ICPMS	Analytical Method: EPA 6020B Preparation Method: EPA 3005A Pace Analytical Services - West Columbia								
Antimony	ND	mg/L	0.0020	0.00043	1	04/02/26 17:26	04/06/26 15:25	7440-36-0	
Arsenic	ND	mg/L	0.0020	0.00041	1	04/02/26 17:26	04/06/26 15:25	7440-38-2	
Barium	ND	mg/L	0.0050	0.00056	1	04/02/26 17:26	04/06/26 15:25	7440-39-3	
Beryllium	ND	mg/L	0.00040	0.00015	1	04/02/26 17:26	04/06/26 15:25	7440-41-7	
Boron	ND	mg/L	0.040	0.0073	1	04/02/26 17:26	04/06/26 15:25	7440-42-8	
Cadmium	ND	mg/L	0.00050	0.00010	1	04/02/26 17:26	04/06/26 15:25	7440-43-9	
Calcium	ND	mg/L	0.40	0.10	1	04/02/26 17:26	04/06/26 15:25	7440-70-2	
Chromium	**0.00026J**	mg/L	0.0050	0.00024	1	04/02/26 17:26	04/06/26 15:25	7440-47-3	
Cobalt	ND	mg/L	0.0050	0.00012	1	04/02/26 17:26	04/06/26 15:25	7440-48-4	
Copper	ND	mg/L	0.0050	0.00069	1	04/02/26 17:26	04/06/26 15:25	7440-50-8	
Lead	ND	mg/L	0.0010	0.00027	1	04/02/26 17:26	04/06/26 15:25	7439-92-1	
Nickel	ND	mg/L	0.0050	0.00092	1	04/02/26 17:26	04/06/26 15:25	7440-02-0	
Selenium	ND	mg/L	0.0050	0.00050	1	04/02/26 17:26	04/06/26 15:25	7782-49-2	
Silver	ND	mg/L	0.0010	0.00021	1	04/02/26 17:26	04/06/26 15:25	7440-22-4	
Thallium	ND	mg/L	0.00050	0.00017	1	04/02/26 17:26	04/06/26 15:25	7440-28-0	
Vanadium	ND	mg/L	0.0050	0.0011	1	04/02/26 17:26	04/06/26 15:25	7440-62-2	
Zinc	ND	mg/L	0.010	0.0014	1	04/02/26 17:26	04/06/26 15:25	7440-66-6	
WCOL 7470 Mercury	Analytical Method: EPA 7470A Preparation Method: EPA 7470A Pace Analytical Services - West Columbia								
Mercury	ND	mg/L	0.00020	0.000091	1	03/05/26 13:00	03/05/26 16:51	7439-97-6	

REPORT OF LABORATORY ANALYSIS

This report shall not be reproduced, except in full,
without the written consent of Pace Analytical Services, LLC.

Pace Analytical Services, LLC
9800 Kincey Ave. Suite 100
Huntersville, NC 28078
(704)875-9092

QUALITY CONTROL DATA

Project: Bowen LF Cells 5-8
Pace Project No.: 92845986

QC Batch: 994611
QC Batch Method: SM 2320B-2021
Analysis Method: SM 2320B-2021
Analysis Description: 2320B Alkalinity
Laboratory: Pace Analytical Services - Asheville
Associated Lab Samples: 92845986001, 92845986002

METHOD BLANK: 5112981 Matrix: Water
Associated Lab Samples: 92845986001, 92845986002

Parameter	Units	Blank Result	Reporting Limit	MDL	Analyzed	Qualifiers
Alkalinity, Total as CaCO3	mg/L	ND	5.0	5.0	03/04/26 21:21	
Alkalinity,Bicarbonate (CaCO3)	mg/L	ND	5.0	5.0	03/04/26 21:21	
Alkalinity,Carbonate (CaCO3)	mg/L	ND	5.0	5.0	03/04/26 21:21	

LABORATORY CONTROL SAMPLE: 5112982

Parameter	Units	Spike Conc.	LCS Result	LCS % Rec	% Rec Limits	Qualifiers
Alkalinity, Total as CaCO3	mg/L	50	51.4	103	80-120	

LABORATORY CONTROL SAMPLE: 5112983

Parameter	Units	Spike Conc.	LCS Result	LCS % Rec	% Rec Limits	Qualifiers
Alkalinity, Total as CaCO3	mg/L	50	51.3	103	80-120	

MATRIX SPIKE & MATRIX SPIKE DUPLICATE: 5112984 5112985

Parameter	Units	92845417003 Result	MS Spike Conc.	MSD Spike Conc.	MS Result	MSD Result	MS % Rec	MSD % Rec	% Rec Limits	RPD	Max RPD	Qual
Alkalinity, Total as CaCO3	mg/L	42.5	50	50	92.9	90.4	101	96	80-120	3	25	

MATRIX SPIKE & MATRIX SPIKE DUPLICATE: 5112986 5112987

Parameter	Units	92845417004 Result	MS Spike Conc.	MSD Spike Conc.	MS Result	MSD Result	MS % Rec	MSD % Rec	% Rec Limits	RPD	Max RPD	Qual
Alkalinity, Total as CaCO3	mg/L	43.8	50	50	93.2	91.2	99	95	80-120	2	25	

Results presented on this page are in the units indicated by the "Units" column except where an alternate unit is presented to the right of the result.

REPORT OF LABORATORY ANALYSIS

This report shall not be reproduced, except in full,
without the written consent of Pace Analytical Services, LLC.

Pace Analytical Services, LLC
9800 Kincey Ave. Suite 100
Huntersville, NC 28078
(704)875-9092

QUALITY CONTROL DATA

Project: Bowen LF Cells 5-8
Pace Project No.: 92845986

QC Batch: 995420 | Analysis Method: SM 2320B-2021
QC Batch Method: SM 2320B-2021 | Analysis Description: 2320B Alkalinity
Laboratory: Pace Analytical Services - Asheville
Associated Lab Samples: 92845986003, 92845986004, 92845986005, 92845986009, 92845986010

METHOD BLANK: 5117694 Matrix: Water
Associated Lab Samples: 92845986003, 92845986004, 92845986005, 92845986009, 92845986010

Parameter	Units	Blank Result	Reporting Limit	MDL	Analyzed	Qualifiers
Alkalinity, Total as CaCO3	mg/L	ND	5.0	5.0	03/06/26 22:22	
Alkalinity,Bicarbonate (CaCO3)	mg/L	ND	5.0	5.0	03/06/26 22:22	
Alkalinity,Carbonate (CaCO3)	mg/L	ND	5.0	5.0	03/06/26 22:22	

LABORATORY CONTROL SAMPLE: 5117695

Parameter	Units	Spike Conc.	LCS Result	LCS % Rec	% Rec Limits	Qualifiers
Alkalinity, Total as CaCO3	mg/L	50	51.7	103	80-120	

LABORATORY CONTROL SAMPLE: 5117696

Parameter	Units	Spike Conc.	LCS Result	LCS % Rec	% Rec Limits	Qualifiers
Alkalinity, Total as CaCO3	mg/L	50	51.0	102	80-120	

MATRIX SPIKE & MATRIX SPIKE DUPLICATE: 5117697 5117698

Parameter	Units	92845986003 Result	MS Spike Conc.	MSD Spike Conc.	MS Result	MSD Result	MS % Rec	MSD % Rec	% Rec Limits	RPD	Max RPD	Qual
Alkalinity, Total as CaCO3	mg/L	141	50	50	188	192	93	102	80-120	2	25	

MATRIX SPIKE & MATRIX SPIKE DUPLICATE: 5117699 5117700

Parameter	Units	92847201007 Result	MS Spike Conc.	MSD Spike Conc.	MS Result	MSD Result	MS % Rec	MSD % Rec	% Rec Limits	RPD	Max RPD	Qual
Alkalinity, Total as CaCO3	mg/L	14.9	50	50	66.2	66.1	103	102	80-120	0	25	

Results presented on this page are in the units indicated by the "Units" column except where an alternate unit is presented to the right of the result.

REPORT OF LABORATORY ANALYSIS

This report shall not be reproduced, except in full,
without the written consent of Pace Analytical Services, LLC.

Pace Analytical Services, LLC
9800 Kincey Ave. Suite 100
Huntersville, NC 28078
(704)875-9092

QUALITY CONTROL DATA

Project: Bowen LF Cells 5-8
Pace Project No.: 92845986

QC Batch: 995806
QC Batch Method: SM 2320B-2021
Analysis Method: SM 2320B-2021
Analysis Description: 2320B Alkalinity
Laboratory: Pace Analytical Services - Asheville
Associated Lab Samples: 92845986011, 92845986012, 92845986013, 92845986014, 92845986015, 92845986017, 92845986018, 92845986019, 92845986020

METHOD BLANK: 5119106 Matrix: Water
Associated Lab Samples: 92845986011, 92845986012, 92845986013, 92845986014, 92845986015, 92845986017, 92845986018, 92845986019, 92845986020

Parameter	Units	Blank Result	Reporting Limit	MDL	Analyzed	Qualifiers
Alkalinity, Total as CaCO3	mg/L	ND	5.0	5.0	03/10/26 15:09	
Alkalinity,Bicarbonate (CaCO3)	mg/L	ND	5.0	5.0	03/10/26 15:09	
Alkalinity,Carbonate (CaCO3)	mg/L	ND	5.0	5.0	03/10/26 15:09	

LABORATORY CONTROL SAMPLE: 5119107

Parameter	Units	Spike Conc.	LCS Result	LCS % Rec	% Rec Limits	Qualifiers
Alkalinity, Total as CaCO3	mg/L	50	51.8	104	80-120	

LABORATORY CONTROL SAMPLE: 5119108

Parameter	Units	Spike Conc.	LCS Result	LCS % Rec	% Rec Limits	Qualifiers
Alkalinity, Total as CaCO3	mg/L	50	51.8	104	80-120	

MATRIX SPIKE & MATRIX SPIKE DUPLICATE: 5119109 5119110

Parameter	Units	92846995002 Result	MS Spike Conc.	MSD Spike Conc.	MS Result	MSD Result	MS % Rec	MSD % Rec	% Rec Limits	RPD	Max RPD	Qual
Alkalinity, Total as CaCO3	mg/L	180	50	50	230	236	99	112	80-120	3	25	

MATRIX SPIKE & MATRIX SPIKE DUPLICATE: 5119111 5119112

Parameter	Units	92847093001 Result	MS Spike Conc.	MSD Spike Conc.	MS Result	MSD Result	MS % Rec	MSD % Rec	% Rec Limits	RPD	Max RPD	Qual
Alkalinity, Total as CaCO3	mg/L	30.5	50	50	79.4	79.7	98	98	80-120	0	25	

Results presented on this page are in the units indicated by the "Units" column except where an alternate unit is presented to the right of the result.

REPORT OF LABORATORY ANALYSIS

This report shall not be reproduced, except in full,
without the written consent of Pace Analytical Services, LLC.

Pace Analytical Services, LLC
9800 Kincey Ave. Suite 100
Huntersville, NC 28078
(704)875-9092

QUALITY CONTROL DATA

Project: Bowen LF Cells 5-8
Pace Project No.: 92845986

QC Batch: 995808
QC Batch Method: SM 2320B-2021
Analysis Method: SM 2320B-2021
Analysis Description: 2320B Alkalinity
Laboratory: Pace Analytical Services - Asheville
Associated Lab Samples: 92845986016

METHOD BLANK: 5119113 Matrix: Water
Associated Lab Samples: 92845986016

Parameter	Units	Blank Result	Reporting Limit	MDL	Analyzed	Qualifiers
Alkalinity, Total as CaCO3	mg/L	ND	5.0	5.0	03/10/26 19:25	
Alkalinity,Bicarbonate (CaCO3)	mg/L	ND	5.0	5.0	03/10/26 19:25	
Alkalinity,Carbonate (CaCO3)	mg/L	ND	5.0	5.0	03/10/26 19:25	

LABORATORY CONTROL SAMPLE: 5119114

Parameter	Units	Spike Conc.	LCS Result	LCS % Rec	% Rec Limits	Qualifiers
Alkalinity, Total as CaCO3	mg/L	50	51.8	104	80-120	

LABORATORY CONTROL SAMPLE: 5119115

Parameter	Units	Spike Conc.	LCS Result	LCS % Rec	% Rec Limits	Qualifiers
Alkalinity, Total as CaCO3	mg/L	50	51.6	103	80-120	

MATRIX SPIKE & MATRIX SPIKE DUPLICATE: 5119116 5119117

Parameter	Units	92847396003 Result	MS Spike Conc.	MSD Spike Conc.	MS Result	MSD Result	MS % Rec	MSD % Rec	% Rec Limits	RPD	Max RPD	Qual
Alkalinity, Total as CaCO3	mg/L	721	50	50	761	747	80	51	80-120	2	25	M1

MATRIX SPIKE & MATRIX SPIKE DUPLICATE: 5119118 5119119

Parameter	Units	92847396004 Result	MS Spike Conc.	MSD Spike Conc.	MS Result	MSD Result	MS % Rec	MSD % Rec	% Rec Limits	RPD	Max RPD	Qual
Alkalinity, Total as CaCO3	mg/L	122	50	50	167	168	91	93	80-120	1	25	

Results presented on this page are in the units indicated by the "Units" column except where an alternate unit is presented to the right of the result.

REPORT OF LABORATORY ANALYSIS

This report shall not be reproduced, except in full,
without the written consent of Pace Analytical Services, LLC.

Pace Analytical Services, LLC
9800 Kincey Ave. Suite 100
Huntersville, NC 28078
(704)875-9092

QUALITY CONTROL DATA

Project: Bowen LF Cells 5-8
Pace Project No.: 92845986

QC Batch: 994008
QC Batch Method: SM 2540C-2020
Analysis Method: SM 2540C-2020
Analysis Description: 2540C Total Dissolved Solids
Laboratory: Pace Analytical Services - Asheville
Associated Lab Samples: 92845986001, 92845986002

METHOD BLANK: 5110042 Matrix: Water
Associated Lab Samples: 92845986001, 92845986002

Parameter	Units	Blank Result	Reporting Limit	MDL	Analyzed	Qualifiers
Total Dissolved Solids	mg/L	ND	25.0	25.0	03/01/26 10:13	

LABORATORY CONTROL SAMPLE: 5110043

Parameter	Units	Spike Conc.	LCS Result	LCS % Rec	% Rec Limits	Qualifiers
Total Dissolved Solids	mg/L	250	244	98	90-110	

SAMPLE DUPLICATE: 5110044

Parameter	Units	92846200004 Result	Dup Result	RPD	Max RPD	Qualifiers
Total Dissolved Solids	mg/L	256	271	6	25	

SAMPLE DUPLICATE: 5110045

Parameter	Units	92845625014 Result	Dup Result	RPD	Max RPD	Qualifiers
Total Dissolved Solids	mg/L	43.0	48.0	11	25	

Results presented on this page are in the units indicated by the "Units" column except where an alternate unit is presented to the right of the result.

REPORT OF LABORATORY ANALYSIS

This report shall not be reproduced, except in full,
without the written consent of Pace Analytical Services, LLC.

Pace Analytical Services, LLC
9800 Kincey Ave. Suite 100
Huntersville, NC 28078
(704)875-9092

QUALITY CONTROL DATA

Project: Bowen LF Cells 5-8
Pace Project No.: 92845986

QC Batch: 994009
QC Batch Method: SM 2540C-2020
Analysis Method: SM 2540C-2020
Analysis Description: 2540C Total Dissolved Solids
Laboratory: Pace Analytical Services - Asheville
Associated Lab Samples: 92845986005, 92845986006

METHOD BLANK: 5110046 Matrix: Water
Associated Lab Samples: 92845986005, 92845986006

Parameter	Units	Blank Result	Reporting Limit	MDL	Analyzed	Qualifiers
Total Dissolved Solids	mg/L	ND	25.0	25.0	03/01/26 10:01	

LABORATORY CONTROL SAMPLE: 5110047

Parameter	Units	Spike Conc.	LCS Result	LCS % Rec	% Rec Limits	Qualifiers
Total Dissolved Solids	mg/L	250	248	99	90-110	

SAMPLE DUPLICATE: 5110048

Parameter	Units	92846200003 Result	Dup Result	RPD	Max RPD	Qualifiers
Total Dissolved Solids	mg/L	1020	1010	1	25	

SAMPLE DUPLICATE: 5110049

Parameter	Units	92846255001 Result	Dup Result	RPD	Max RPD	Qualifiers
Total Dissolved Solids	mg/L	297	296	0	25	

Results presented on this page are in the units indicated by the "Units" column except where an alternate unit is presented to the right of the result.

REPORT OF LABORATORY ANALYSIS

This report shall not be reproduced, except in full,
without the written consent of Pace Analytical Services, LLC.

Pace Analytical Services, LLC
9800 Kincey Ave. Suite 100
Huntersville, NC 28078
(704)875-9092

QUALITY CONTROL DATA

Project: Bowen LF Cells 5-8
Pace Project No.: 92845986

QC Batch: 994010 | Analysis Method: SM 2540C-2020
QC Batch Method: SM 2540C-2020 | Analysis Description: 2540C Total Dissolved Solids
Laboratory: Pace Analytical Services - Asheville
Associated Lab Samples: 92845986003, 92845986004, 92845986007, 92845986008, 92845986009, 92845986010

METHOD BLANK: 5110050 Matrix: Water
Associated Lab Samples: 92845986003, 92845986004, 92845986007, 92845986008, 92845986009, 92845986010

Parameter	Units	Blank Result	Reporting Limit	MDL	Analyzed	Qualifiers
Total Dissolved Solids	mg/L	ND	25.0	25.0	03/01/26 10:06	

LABORATORY CONTROL SAMPLE: 5110051

Parameter	Units	Spike Conc.	LCS Result	LCS % Rec	% Rec Limits	Qualifiers
Total Dissolved Solids	mg/L	250	230	92	90-110	

SAMPLE DUPLICATE: 5110052

Parameter	Units	92846278001 Result	Dup Result	RPD	Max RPD	Qualifiers
Total Dissolved Solids	mg/L	906	924	2	25	

SAMPLE DUPLICATE: 5110053

Parameter	Units	92845986008 Result	Dup Result	RPD	Max RPD	Qualifiers
Total Dissolved Solids	mg/L	ND	ND		25	

Results presented on this page are in the units indicated by the "Units" column except where an alternate unit is presented to the right of the result.

REPORT OF LABORATORY ANALYSIS

This report shall not be reproduced, except in full,
without the written consent of Pace Analytical Services, LLC.

Pace Analytical Services, LLC
9800 Kincey Ave. Suite 100
Huntersville, NC 28078
(704)875-9092

QUALITY CONTROL DATA

Project: Bowen LF Cells 5-8
Pace Project No.: 92845986

QC Batch: 995197 | Analysis Method: SM 2540C-2020
QC Batch Method: SM 2540C-2020 | Analysis Description: 2540C Total Dissolved Solids
Laboratory: Pace Analytical Services - Asheville
Associated Lab Samples: 92845986011, 92845986012, 92845986013, 92845986014, 92845986015, 92845986017, 92845986018, 92845986019, 92845986020, 92845986021, 92845986022, 92845986023

METHOD BLANK: 5116242 Matrix: Water
Associated Lab Samples: 92845986011, 92845986012, 92845986013, 92845986014, 92845986015, 92845986017, 92845986018, 92845986019, 92845986020, 92845986021, 92845986022, 92845986023

Parameter	Units	Blank Result	Reporting Limit	MDL	Analyzed	Qualifiers
Total Dissolved Solids	mg/L	ND	25.0	25.0	03/06/26 17:10	

LABORATORY CONTROL SAMPLE: 5116243

Parameter	Units	Spike Conc.	LCS Result	LCS % Rec	% Rec Limits	Qualifiers
Total Dissolved Solids	mg/L	250	264	106	90-110	

SAMPLE DUPLICATE: 5116244

Parameter	Units	92847900005 Result	Dup Result	RPD	Max RPD	Qualifiers
Total Dissolved Solids	mg/L	1430	1430	0	25	

SAMPLE DUPLICATE: 5116245

Parameter	Units	92845986021 Result	Dup Result	RPD	Max RPD	Qualifiers
Total Dissolved Solids	mg/L	147	154	5	25	

Results presented on this page are in the units indicated by the "Units" column except where an alternate unit is presented to the right of the result.

REPORT OF LABORATORY ANALYSIS

This report shall not be reproduced, except in full,
without the written consent of Pace Analytical Services, LLC.

Pace Analytical Services, LLC
9800 Kincey Ave. Suite 100
Huntersville, NC 28078
(704)875-9092

QUALITY CONTROL DATA

Project: Bowen LF Cells 5-8
Pace Project No.: 92845986

QC Batch: 995198
QC Batch Method: SM 2540C-2020
Analysis Method: SM 2540C-2020
Analysis Description: 2540C Total Dissolved Solids
Laboratory: Pace Analytical Services - Asheville
Associated Lab Samples: 92845986016

METHOD BLANK: 5116246 Matrix: Water
Associated Lab Samples: 92845986016

Parameter	Units	Blank Result	Reporting Limit	MDL	Analyzed	Qualifiers
Total Dissolved Solids	mg/L	ND	25.0	25.0	03/06/26 17:04	

LABORATORY CONTROL SAMPLE: 5116247

Parameter	Units	Spike Conc.	LCS Result	LCS % Rec	% Rec Limits	Qualifiers
Total Dissolved Solids	mg/L	250	252	101	90-110	

SAMPLE DUPLICATE: 5116248

Parameter	Units	92847224001 Result	Dup Result	RPD	Max RPD	Qualifiers
Total Dissolved Solids	mg/L	4660	4620	1	25	

SAMPLE DUPLICATE: 5116249

Parameter	Units	92847805001 Result	Dup Result	RPD	Max RPD	Qualifiers
Total Dissolved Solids	mg/L	62.0	60.0	3	25	

Results presented on this page are in the units indicated by the "Units" column except where an alternate unit is presented to the right of the result.

REPORT OF LABORATORY ANALYSIS

This report shall not be reproduced, except in full,
without the written consent of Pace Analytical Services, LLC.

Pace Analytical Services, LLC
9800 Kincey Ave. Suite 100
Huntersville, NC 28078
(704)875-9092

QUALITY CONTROL DATA

Project: Bowen LF Cells 5-8
Pace Project No.: 92845986

QC Batch: 993228
QC Batch Method: EPA 300.0 Rev 2.1 1993
Analysis Method: EPA 300.0 Rev 2.1 1993
Analysis Description: 300.0 IC Anions
Laboratory: Pace Analytical Services - Asheville
Associated Lab Samples: 92845986001, 92845986002

METHOD BLANK: 5105968 Matrix: Water
Associated Lab Samples: 92845986001, 92845986002

Parameter	Units	Blank Result	Reporting Limit	MDL	Analyzed	Qualifiers
Chloride	mg/L	ND	1.0	0.60	02/25/26 23:50	
Fluoride	mg/L	ND	0.10	0.050	02/25/26 23:50	
Sulfate	mg/L	ND	1.0	0.50	02/25/26 23:50	

LABORATORY CONTROL SAMPLE: 5105969

Parameter	Units	Spike Conc.	LCS Result	LCS % Rec	% Rec Limits	Qualifiers
Chloride	mg/L	50	51.1	102	90-110	
Fluoride	mg/L	2.5	2.7	107	90-110	
Sulfate	mg/L	50	50.7	101	90-110	

MATRIX SPIKE & MATRIX SPIKE DUPLICATE: 5105970 5105971

Parameter	Units	92845986002 Result	MS Spike Conc.	MSD Spike Conc.	MS Result	MSD Result	MS % Rec	MSD % Rec	% Rec Limits	RPD	Max RPD	Qual
Chloride	mg/L	5.4	50	50	55.8	57.0	101	103	90-110	2	10	
Fluoride	mg/L	ND	2.5	2.5	2.5	2.5	96	99	90-110	3	10	
Sulfate	mg/L	7.0	50	50	57.5	58.7	101	103	90-110	2	10	

Results presented on this page are in the units indicated by the "Units" column except where an alternate unit is presented to the right of the result.

REPORT OF LABORATORY ANALYSIS

This report shall not be reproduced, except in full,
without the written consent of Pace Analytical Services, LLC.

Pace Analytical Services, LLC
9800 Kincey Ave. Suite 100
Huntersville, NC 28078
(704)875-9092

QUALITY CONTROL DATA

Project: Bowen LF Cells 5-8
Pace Project No.: 92845986

QC Batch: 993953
QC Batch Method: EPA 300.0 Rev 2.1 1993
Analysis Method: EPA 300.0 Rev 2.1 1993
Analysis Description: 300.0 IC Anions
Laboratory: Pace Analytical Services - Asheville
Associated Lab Samples: 92845986003, 92845986004, 92845986005, 92845986006, 92845986007, 92845986008, 92845986009, 92845986010

METHOD BLANK: 5109947 Matrix: Water
Associated Lab Samples: 92845986003, 92845986004, 92845986005, 92845986006, 92845986007, 92845986008, 92845986009, 92845986010

Parameter	Units	Blank Result	Reporting Limit	MDL	Analyzed	Qualifiers
Chloride	mg/L	ND	1.0	0.60	02/28/26 14:02	
Fluoride	mg/L	ND	0.10	0.050	02/28/26 14:02	
Sulfate	mg/L	ND	1.0	0.50	02/28/26 14:02	

LABORATORY CONTROL SAMPLE: 5109948

Parameter	Units	Spike Conc.	LCS Result	LCS % Rec	% Rec Limits	Qualifiers
Chloride	mg/L	50	50.6	101	90-110	
Fluoride	mg/L	2.5	2.5	101	90-110	
Sulfate	mg/L	50	50.3	101	90-110	

MATRIX SPIKE & MATRIX SPIKE DUPLICATE: 5109949 5109950

Parameter	Units	92846374001 Result	MS Spike Conc.	MSD Spike Conc.	MS Result	MSD Result	MS % Rec	MSD % Rec	% Rec Limits	RPD	Max RPD	Qual
Chloride	mg/L	187	50	50	227	229	79	84	90-110	1	10	M1
Fluoride	mg/L		2.5	2.5	ND	ND	46	50	90-110		10	D3,M1
Sulfate	mg/L	2640	50	50	2690	2690	92	105	90-110	0	10	

MATRIX SPIKE & MATRIX SPIKE DUPLICATE: 5109951 5109952

Parameter	Units	92845986009 Result	MS Spike Conc.	MSD Spike Conc.	MS Result	MSD Result	MS % Rec	MSD % Rec	% Rec Limits	RPD	Max RPD	Qual
Chloride	mg/L	2.9	50	50	53.2	57.6	101	109	90-110	8	10	
Fluoride	mg/L	ND	2.5	2.5	2.4	2.6	93	101	90-110	8	10	
Sulfate	mg/L	3.2	50	50	52.9	57.1	99	108	90-110	8	10	

Results presented on this page are in the units indicated by the "Units" column except where an alternate unit is presented to the right of the result.

REPORT OF LABORATORY ANALYSIS

This report shall not be reproduced, except in full,
without the written consent of Pace Analytical Services, LLC.

Pace Analytical Services, LLC
9800 Kincey Ave. Suite 100
Huntersville, NC 28078
(704)875-9092

QUALITY CONTROL DATA

Project: Bowen LF Cells 5-8
Pace Project No.: 92845986

QC Batch: 994830
QC Batch Method: EPA 300.0 Rev 2.1 1993
Analysis Method: EPA 300.0 Rev 2.1 1993
Analysis Description: 300.0 IC Anions
Laboratory: Pace Analytical Services - Asheville
Associated Lab Samples: 92845986011, 92845986012, 92845986013, 92845986014, 92845986015, 92845986016, 92845986017, 92845986018, 92845986019, 92845986020, 92845986021, 92845986022, 92845986023

METHOD BLANK: 5114564 Matrix: Water
Associated Lab Samples: 92845986011, 92845986012, 92845986013, 92845986014, 92845986015, 92845986016, 92845986017, 92845986018, 92845986019, 92845986020, 92845986021, 92845986022, 92845986023

Parameter	Units	Blank Result	Reporting Limit	MDL	Analyzed	Qualifiers
Chloride	mg/L	ND	1.0	0.60	03/05/26 00:29	
Fluoride	mg/L	ND	0.10	0.050	03/05/26 00:29	
Sulfate	mg/L	ND	1.0	0.50	03/05/26 00:29	

LABORATORY CONTROL SAMPLE: 5114565

Parameter	Units	Spike Conc.	LCS Result	LCS % Rec	% Rec Limits	Qualifiers
Chloride	mg/L	50	51.1	102	90-110	
Fluoride	mg/L	2.5	2.6	105	90-110	
Sulfate	mg/L	50	50.7	101	90-110	

MATRIX SPIKE & MATRIX SPIKE DUPLICATE: 5114566 5114567

Parameter	Units	92845986011 Result	MS Spike Conc.	MSD Spike Conc.	MS Result	MSD Result	MS % Rec	MSD % Rec	% Rec Limits	RPD	Max RPD	Qual
Chloride	mg/L	3.2	50	50	52.7	52.8	99	99	90-110	0	10	
Fluoride	mg/L	ND	2.5	2.5	2.4	2.4	94	95	90-110	1	10	
Sulfate	mg/L	28.3	50	50	78.1	78.3	100	100	90-110	0	10	

MATRIX SPIKE & MATRIX SPIKE DUPLICATE: 5114568 5114569

Parameter	Units	92845986020 Result	MS Spike Conc.	MSD Spike Conc.	MS Result	MSD Result	MS % Rec	MSD % Rec	% Rec Limits	RPD	Max RPD	Qual
Chloride	mg/L	4.0	50	50	54.0	53.9	100	100	90-110	0	10	
Fluoride	mg/L	0.056J	2.5	2.5	2.4	2.5	96	96	90-110	0	10	
Sulfate	mg/L	1.3	50	50	50.4	50.4	98	98	90-110	0	10	

Results presented on this page are in the units indicated by the "Units" column except where an alternate unit is presented to the right of the result.

REPORT OF LABORATORY ANALYSIS

This report shall not be reproduced, except in full,
without the written consent of Pace Analytical Services, LLC.

Pace Analytical Services, LLC
9800 Kincey Ave. Suite 100
Huntersville, NC 28078
(704)875-9092

QUALITY CONTROL DATA

Project: Bowen LF Cells 5-8
Pace Project No.: 92845986

QC Batch: 993429
QC Batch Method: EPA 3005A
Analysis Method: EPA 6020B
Analysis Description: WC 6020B MET
Laboratory: Pace Analytical Services - West Columbia
Associated Lab Samples: 92845986001, 92845986002

METHOD BLANK: 5106915 Matrix: Water
Associated Lab Samples: 92845986001, 92845986002

Parameter	Units	Blank Result	Reporting Limit	MDL	Analyzed	Qualifiers
Antimony	mg/L	0.00059J	0.0020	0.00043	03/13/26 11:01	
Arsenic	mg/L	ND	0.0020	0.00041	03/13/26 11:01	
Barium	mg/L	ND	0.0050	0.00056	03/13/26 11:01	
Beryllium	mg/L	ND	0.00040	0.00015	03/13/26 11:01	
Boron	mg/L	ND	0.040	0.0073	03/27/26 23:11	
Cadmium	mg/L	ND	0.00050	0.00010	03/13/26 11:01	
Calcium	mg/L	ND	0.40	0.10	03/13/26 11:01	
Chromium	mg/L	ND	0.0050	0.00024	03/13/26 11:01	
Cobalt	mg/L	ND	0.0050	0.00012	03/13/26 11:01	
Copper	mg/L	ND	0.0050	0.00069	03/13/26 11:01	
Iron	mg/L	ND	0.040	0.016	03/13/26 11:01	
Lead	mg/L	ND	0.0010	0.00027	03/13/26 11:01	
Magnesium	mg/L	ND	0.050	0.024	03/13/26 11:01	
Manganese	mg/L	ND	0.0050	0.0013	03/13/26 11:01	
Nickel	mg/L	ND	0.0050	0.00092	03/13/26 11:01	
Potassium	mg/L	ND	0.40	0.13	03/13/26 11:01	
Selenium	mg/L	ND	0.0050	0.00050	03/13/26 11:01	
Silver	mg/L	ND	0.0010	0.00021	03/13/26 11:01	
Sodium	mg/L	ND	0.40	0.083	03/13/26 11:01	
Thallium	mg/L	ND	0.00050	0.00017	03/13/26 11:01	
Vanadium	mg/L	ND	0.0050	0.0011	03/13/26 11:01	
Zinc	mg/L	ND	0.010	0.0014	03/13/26 11:01	

LABORATORY CONTROL SAMPLE: 5106916

Parameter	Units	Spike Conc.	LCS Result	LCS % Rec	% Rec Limits	Qualifiers
Antimony	mg/L	0.1	0.10	105	80-120	
Arsenic	mg/L	0.1	0.10	103	80-120	
Barium	mg/L	0.1	0.10	104	80-120	
Beryllium	mg/L	0.1	0.10	104	80-120	
Boron	mg/L	0.1	0.10	102	80-120	
Cadmium	mg/L	0.1	0.10	103	80-120	
Calcium	mg/L	1	1.1	106	80-120	
Chromium	mg/L	0.1	0.11	106	80-120	
Cobalt	mg/L	0.1	0.11	108	80-120	
Copper	mg/L	0.1	0.11	106	80-120	
Iron	mg/L	1	1.0	101	80-120	
Lead	mg/L	0.1	0.10	103	80-120	
Magnesium	mg/L	1	1.0	104	80-120	

Results presented on this page are in the units indicated by the "Units" column except where an alternate unit is presented to the right of the result.

REPORT OF LABORATORY ANALYSIS

This report shall not be reproduced, except in full,
without the written consent of Pace Analytical Services, LLC.

Pace Analytical Services, LLC
9800 Kincey Ave. Suite 100
Huntersville, NC 28078
(704)875-9092

QUALITY CONTROL DATA

Project: Bowen LF Cells 5-8
Pace Project No.: 92845986

LABORATORY CONTROL SAMPLE: 5106916

Parameter	Units	Spike Conc.	LCS Result	LCS % Rec	% Rec Limits	Qualifiers
Manganese	mg/L	0.1	0.11	107	80-120	
Nickel	mg/L	0.1	0.10	103	80-120	
Potassium	mg/L	1	1.1	106	80-120	
Selenium	mg/L	0.1	0.10	105	80-120	
Silver	mg/L	0.1	0.10	105	80-120	
Sodium	mg/L	1	1.1	108	80-120	
Thallium	mg/L	0.1	0.11	109	80-120	
Vanadium	mg/L	0.1	0.10	104	80-120	
Zinc	mg/L	0.1	0.11	106	80-120	

MATRIX SPIKE & MATRIX SPIKE DUPLICATE: 5106917 5106918

Parameter	Units	92845506032 Result	MS Spike Conc.	MSD Spike Conc.	MS Result	MSD Result	MS % Rec	MSD % Rec	% Rec Limits	RPD	Max RPD	Qual
Antimony	mg/L	ND	0.1	0.1	0.11	0.11	108	106	75-125	2	20	
Arsenic	mg/L	ND	0.1	0.1	0.11	0.11	107	106	75-125	1	20	
Barium	mg/L	0.014	0.1	0.1	0.12	0.12	104	106	75-125	2	20	
Beryllium	mg/L	ND	0.1	0.1	0.11	0.11	106	106	75-125	0	20	
Boron	mg/L	ND	0.1	0.1	0.11	0.11	108	107	75-125	1	20	
Cadmium	mg/L	ND	0.1	0.1	0.11	0.11	107	106	75-125	1	20	
Calcium	mg/L	12.5	1	1	13.8	13.7	125	119	75-125	0	20	
Chromium	mg/L	0.00024J	0.1	0.1	0.11	0.11	111	107	75-125	3	20	
Cobalt	mg/L	ND	0.1	0.1	0.11	0.11	109	109	75-125	0	20	
Copper	mg/L	ND	0.1	0.1	0.11	0.11	108	108	75-125	1	20	
Iron	mg/L	ND	1	1	1.0	1.0	103	103	75-125	0	20	
Lead	mg/L	ND	0.1	0.1	0.10	0.10	104	105	75-125	1	20	
Magnesium	mg/L	5.5	1	1	6.8	6.7	128	115	75-125	2	20	M1
Manganese	mg/L	0.0067	0.1	0.1	0.12	0.11	109	107	75-125	2	20	
Nickel	mg/L	ND	0.1	0.1	0.11	0.10	105	104	75-125	1	20	
Potassium	mg/L	1.3	1	1	2.4	2.4	113	109	75-125	1	20	
Selenium	mg/L	ND	0.1	0.1	0.11	0.11	107	108	75-125	0	20	
Silver	mg/L	ND	0.1	0.1	0.11	0.11	107	107	75-125	0	20	
Sodium	mg/L	2.3	1	1	3.4	3.3	108	104	75-125	1	20	
Thallium	mg/L	ND	0.1	0.1	0.11	0.11	108	109	75-125	1	20	
Vanadium	mg/L	ND	0.1	0.1	0.11	0.11	108	106	75-125	2	20	
Zinc	mg/L	ND	0.1	0.1	0.11	0.11	110	109	75-125	1	20	

Results presented on this page are in the units indicated by the "Units" column except where an alternate unit is presented to the right of the result.

REPORT OF LABORATORY ANALYSIS

This report shall not be reproduced, except in full,
without the written consent of Pace Analytical Services, LLC.

Pace Analytical Services, LLC
9800 Kincey Ave. Suite 100
Huntersville, NC 28078
(704)875-9092

QUALITY CONTROL DATA

Project: Bowen LF Cells 5-8
Pace Project No.: 92845986

QC Batch: 1001053
QC Batch Method: EPA 3005A
Analysis Method: EPA 6020B
Analysis Description: WC 6020B MET
Laboratory: Pace Analytical Services - West Columbia
Associated Lab Samples: 92845986003, 92845986004, 92845986005, 92845986006, 92845986007, 92845986008, 92845986009, 92845986011, 92845986012, 92845986013, 92845986014, 92845986015, 92845986016, 92845986017, 92845986018, 92845986019, 92845986020, 92845986021, 92845986022, 92845986023

METHOD BLANK: 5147492
Matrix: Water
Associated Lab Samples: 92845986003, 92845986004, 92845986005, 92845986006, 92845986007, 92845986008, 92845986009, 92845986011, 92845986012, 92845986013, 92845986014, 92845986015, 92845986016, 92845986017, 92845986018, 92845986019, 92845986020, 92845986021, 92845986022, 92845986023

Parameter	Units	Blank Result	Reporting Limit	MDL	Analyzed	Qualifiers
Antimony	mg/L	ND	0.0020	0.00043	04/06/26 14:06	
Arsenic	mg/L	ND	0.0020	0.00041	04/06/26 14:06	
Barium	mg/L	ND	0.0050	0.00056	04/06/26 14:06	
Beryllium	mg/L	ND	0.00040	0.00015	04/06/26 14:06	
Boron	mg/L	ND	0.040	0.0073	04/06/26 14:06	
Cadmium	mg/L	ND	0.00050	0.00010	04/06/26 14:06	
Calcium	mg/L	ND	0.40	0.10	04/06/26 14:06	
Chromium	mg/L	ND	0.0050	0.00024	04/06/26 14:06	
Cobalt	mg/L	ND	0.0050	0.00012	04/06/26 14:06	
Copper	mg/L	ND	0.0050	0.00069	04/06/26 14:06	
Iron	mg/L	ND	0.040	0.016	04/06/26 14:06	
Lead	mg/L	ND	0.0010	0.00027	04/06/26 14:06	
Magnesium	mg/L	ND	0.050	0.024	04/06/26 14:06	
Manganese	mg/L	ND	0.0050	0.0013	04/06/26 14:06	
Nickel	mg/L	ND	0.0050	0.00092	04/06/26 14:06	
Potassium	mg/L	ND	0.40	0.13	04/06/26 14:06	
Selenium	mg/L	ND	0.0050	0.00050	04/06/26 14:06	
Silver	mg/L	ND	0.0010	0.00021	04/06/26 14:06	
Sodium	mg/L	ND	0.40	0.083	04/06/26 14:06	
Thallium	mg/L	ND	0.00050	0.00017	04/06/26 14:06	
Vanadium	mg/L	ND	0.0050	0.0011	04/06/26 14:06	
Zinc	mg/L	ND	0.010	0.0014	04/06/26 14:06	

LABORATORY CONTROL SAMPLE: 5147493

Parameter	Units	Spike Conc.	LCS Result	LCS % Rec	% Rec Limits	Qualifiers
Antimony	mg/L	0.1	0.11	106	80-120	
Arsenic	mg/L	0.1	0.098	98	80-120	
Barium	mg/L	0.1	0.098	98	80-120	
Beryllium	mg/L	0.1	0.099	99	80-120	
Boron	mg/L	0.1	0.098	98	80-120	
Cadmium	mg/L	0.1	0.10	105	80-120	
Calcium	mg/L	1	1.1	110	80-120	
Chromium	mg/L	0.1	0.11	108	80-120	
Cobalt	mg/L	0.1	0.11	109	80-120	

Results presented on this page are in the units indicated by the "Units" column except where an alternate unit is presented to the right of the result.

REPORT OF LABORATORY ANALYSIS

This report shall not be reproduced, except in full,
without the written consent of Pace Analytical Services, LLC.

Pace Analytical Services, LLC
9800 Kincey Ave. Suite 100
Huntersville, NC 28078
(704)875-9092

QUALITY CONTROL DATA

Project: Bowen LF Cells 5-8
Pace Project No.: 92845986

LABORATORY CONTROL SAMPLE: 5147493

Parameter	Units	Spike Conc.	LCS Result	LCS % Rec	% Rec Limits	Qualifiers
Copper	mg/L	0.1	0.12	119	80-120	
Iron	mg/L	1	1.1	107	80-120	
Lead	mg/L	0.1	0.11	108	80-120	
Magnesium	mg/L	1	1.0	103	80-120	
Manganese	mg/L	0.1	0.11	111	80-120	
Nickel	mg/L	0.1	0.11	114	80-120	
Potassium	mg/L	1	1.0	102	80-120	
Selenium	mg/L	0.1	0.11	106	80-120	
Silver	mg/L	0.1	0.11	110	80-120	
Sodium	mg/L	1	1.0	101	80-120	
Thallium	mg/L	0.1	0.11	112	80-120	
Vanadium	mg/L	0.1	0.10	104	80-120	
Zinc	mg/L	0.1	0.095	95	80-120	

MATRIX SPIKE & MATRIX SPIKE DUPLICATE: 5147494 5147495

Parameter	Units	92845986011 Result	MS Spike Conc.	MSD Spike Conc.	MS Result	MSD Result	MS % Rec	MSD % Rec	% Rec Limits	RPD	Max RPD	Qual
Antimony	mg/L	ND	0.1	0.1	0.10	0.11	104	107	75-125	2	20	
Arsenic	mg/L	ND	0.1	0.1	0.10	0.10	101	100	75-125	1	20	
Barium	mg/L	0.018	0.1	0.1	0.11	0.11	96	93	75-125	2	20	
Beryllium	mg/L	ND	0.1	0.1	0.10	0.095	102	95	75-125	7	20	
Boron	mg/L	0.0098J	0.1	0.1	0.11	0.10	97	93	75-125	4	20	
Cadmium	mg/L	ND	0.1	0.1	0.11	0.11	107	106	75-125	1	20	
Calcium	mg/L	42.7	1	1	43.0	40.4	36	-223	75-125	6	20	M1
Chromium	mg/L	0.00098J	0.1	0.1	0.11	0.11	109	107	75-125	2	20	
Cobalt	mg/L	0.00026J	0.1	0.1	0.11	0.10	105	105	75-125	0	20	
Copper	mg/L	ND	0.1	0.1	0.11	0.11	113	113	75-125	0	20	
Iron	mg/L	0.051	1	1	1.1	1.1	105	102	75-125	3	20	
Lead	mg/L	ND	0.1	0.1	0.11	0.10	108	101	75-125	7	20	
Magnesium	mg/L	20.3	1	1	21.6	20.9	128	64	75-125	3	20	M1
Manganese	mg/L	ND	0.1	0.1	0.11	0.11	109	106	75-125	2	20	
Nickel	mg/L	ND	0.1	0.1	0.11	0.11	107	108	75-125	0	20	
Potassium	mg/L	0.84	1	1	1.9	1.8	107	100	75-125	4	20	
Selenium	mg/L	0.00096J	0.1	0.1	0.11	0.10	105	100	75-125	5	20	
Silver	mg/L	ND	0.1	0.1	0.11	0.10	108	105	75-125	3	20	
Sodium	mg/L	1.5	1	1	2.6	2.5	104	99	75-125	2	20	
Thallium	mg/L	ND	0.1	0.1	0.11	0.11	112	111	75-125	1	20	
Vanadium	mg/L	ND	0.1	0.1	0.11	0.10	107	103	75-125	3	20	
Zinc	mg/L	0.0086J	0.1	0.1	0.097	0.098	89	89	75-125	1	20	

Results presented on this page are in the units indicated by the "Units" column except where an alternate unit is presented to the right of the result.

REPORT OF LABORATORY ANALYSIS

This report shall not be reproduced, except in full,
without the written consent of Pace Analytical Services, LLC.

Pace Analytical Services, LLC
9800 Kincey Ave. Suite 100
Huntersville, NC 28078
(704)875-9092

QUALITY CONTROL DATA

Project: Bowen LF Cells 5-8
Pace Project No.: 92845986

QC Batch: 1001067
QC Batch Method: EPA 3005A
Analysis Method: EPA 6020B
Analysis Description: WC 6020B MET
Laboratory: Pace Analytical Services - West Columbia

Associated Lab Samples: 92845986010

METHOD BLANK: 5147566 Matrix: Water

Associated Lab Samples: 92845986010

Parameter	Units	Blank Result	Reporting Limit	MDL	Analyzed	Qualifiers
Antimony	mg/L	ND	0.0020	0.00043	04/06/26 15:09	
Arsenic	mg/L	ND	0.0020	0.00041	04/06/26 15:09	
Barium	mg/L	ND	0.0050	0.00056	04/06/26 15:09	
Beryllium	mg/L	ND	0.00040	0.00015	04/06/26 15:09	
Boron	mg/L	ND	0.040	0.0073	04/06/26 15:09	
Cadmium	mg/L	ND	0.00050	0.00010	04/06/26 15:09	
Calcium	mg/L	ND	0.40	0.10	04/06/26 15:09	
Chromium	mg/L	ND	0.0050	0.00024	04/06/26 15:09	
Cobalt	mg/L	ND	0.0050	0.00012	04/06/26 15:09	
Copper	mg/L	0.00074J	0.0050	0.00069	04/06/26 15:09	
Iron	mg/L	ND	0.040	0.016	04/06/26 15:09	
Lead	mg/L	ND	0.0010	0.00027	04/06/26 15:09	
Magnesium	mg/L	ND	0.050	0.024	04/06/26 15:09	
Manganese	mg/L	ND	0.0050	0.0013	04/06/26 15:09	
Nickel	mg/L	ND	0.0050	0.00092	04/06/26 15:09	
Potassium	mg/L	ND	0.40	0.13	04/06/26 15:09	
Selenium	mg/L	ND	0.0050	0.00050	04/06/26 15:09	
Silver	mg/L	ND	0.0010	0.00021	04/06/26 15:09	
Sodium	mg/L	ND	0.40	0.083	04/06/26 15:09	
Thallium	mg/L	ND	0.00050	0.00017	04/06/26 15:09	
Vanadium	mg/L	ND	0.0050	0.0011	04/06/26 15:09	
Zinc	mg/L	ND	0.010	0.0014	04/06/26 15:09	

LABORATORY CONTROL SAMPLE: 5147567

Parameter	Units	Spike Conc.	LCS Result	LCS % Rec	% Rec Limits	Qualifiers
Antimony	mg/L	0.1	0.10	103	80-120	
Arsenic	mg/L	0.1	0.10	104	80-120	
Barium	mg/L	0.1	0.10	100	80-120	
Beryllium	mg/L	0.1	0.095	95	80-120	
Boron	mg/L	0.1	0.095	95	80-120	
Cadmium	mg/L	0.1	0.10	101	80-120	
Calcium	mg/L	1	0.93	93	80-120	
Chromium	mg/L	0.1	0.10	100	80-120	
Cobalt	mg/L	0.1	0.11	106	80-120	
Copper	mg/L	0.1	0.10	105	80-120	
Iron	mg/L	1	1.0	105	80-120	
Lead	mg/L	0.1	0.094	94	80-120	
Magnesium	mg/L	1	1.0	105	80-120	

Results presented on this page are in the units indicated by the "Units" column except where an alternate unit is presented to the right of the result.

REPORT OF LABORATORY ANALYSIS

This report shall not be reproduced, except in full,
without the written consent of Pace Analytical Services, LLC.

Pace Analytical Services, LLC
9800 Kincey Ave. Suite 100
Huntersville, NC 28078
(704)875-9092

QUALITY CONTROL DATA

Project: Bowen LF Cells 5-8
Pace Project No.: 92845986

LABORATORY CONTROL SAMPLE: 5147567

Parameter	Units	Spike Conc.	LCS Result	LCS % Rec	% Rec Limits	Qualifiers
Manganese	mg/L	0.1	0.10	102	80-120	
Nickel	mg/L	0.1	0.11	107	80-120	
Potassium	mg/L	1	1.0	103	80-120	
Selenium	mg/L	0.1	0.093	93	80-120	
Silver	mg/L	0.1	0.11	106	80-120	
Sodium	mg/L	1	1.0	102	80-120	
Thallium	mg/L	0.1	0.10	101	80-120	
Vanadium	mg/L	0.1	0.099	99	80-120	
Zinc	mg/L	0.1	0.11	108	80-120	

MATRIX SPIKE & MATRIX SPIKE DUPLICATE: 5147568 5147569

Parameter	Units	92845986010 Result	MS Spike Conc.	MSD Spike Conc.	MS Result	MSD Result	MS % Rec	MSD % Rec	% Rec Limits	RPD	Max RPD	Qual
Antimony	mg/L	ND	0.1	0.1	0.10	0.10	104	104	75-125	0	20	
Arsenic	mg/L	ND	0.1	0.1	0.11	0.10	105	104	75-125	1	20	
Barium	mg/L	0.017	0.1	0.1	0.12	0.12	104	103	75-125	1	20	
Beryllium	mg/L	ND	0.1	0.1	0.11	0.098	105	98	75-125	7	20	
Boron	mg/L	0.0093J	0.1	0.1	0.11	0.10	99	95	75-125	4	20	
Cadmium	mg/L	ND	0.1	0.1	0.10	0.10	102	101	75-125	1	20	
Calcium	mg/L	38.2	1	1	39.3	37.1	113	-113	75-125	6	20	M1
Chromium	mg/L	0.00072J	0.1	0.1	0.10	0.10	102	102	75-125	1	20	
Cobalt	mg/L	ND	0.1	0.1	0.10	0.10	105	103	75-125	1	20	
Copper	mg/L	ND	0.1	0.1	0.10	0.10	104	104	75-125	0	20	
Iron	mg/L	0.035J	1	1	1.1	1.1	105	106	75-125	1	20	
Lead	mg/L	ND	0.1	0.1	0.10	0.10	103	101	75-125	2	20	
Magnesium	mg/L	21.4	1	1	22.6	22.2	127	85	75-125	2	20	M1
Manganese	mg/L	ND	0.1	0.1	0.10	0.10	103	102	75-125	1	20	
Nickel	mg/L	ND	0.1	0.1	0.11	0.10	105	104	75-125	1	20	
Potassium	mg/L	0.68	1	1	1.7	1.7	106	104	75-125	1	20	
Selenium	mg/L	ND	0.1	0.1	0.11	0.10	105	100	75-125	5	20	
Silver	mg/L	ND	0.1	0.1	0.11	0.10	106	105	75-125	1	20	
Sodium	mg/L	1.6	1	1	2.7	2.6	108	101	75-125	3	20	
Thallium	mg/L	ND	0.1	0.1	0.10	0.10	104	102	75-125	2	20	
Vanadium	mg/L	ND	0.1	0.1	0.10	0.10	102	101	75-125	1	20	
Zinc	mg/L	0.0014J	0.1	0.1	0.11	0.10	104	102	75-125	2	20	

Results presented on this page are in the units indicated by the "Units" column except where an alternate unit is presented to the right of the result.

REPORT OF LABORATORY ANALYSIS

This report shall not be reproduced, except in full,
without the written consent of Pace Analytical Services, LLC.

Pace Analytical Services, LLC
9800 Kincey Ave. Suite 100
Huntersville, NC 28078
(704)875-9092

QUALITY CONTROL DATA

Project: Bowen LF Cells 5-8
Pace Project No.: 92845986

QC Batch: 993808
QC Batch Method: EPA 7470A
Analysis Method: EPA 7470A
Analysis Description: WCOL 7470 Mercury
Laboratory: Pace Analytical Services - West Columbia
Associated Lab Samples: 92845986001, 92845986002

METHOD BLANK: 5109065 Matrix: Water
Associated Lab Samples: 92845986001, 92845986002

Parameter	Units	Blank Result	Reporting Limit	MDL	Analyzed	Qualifiers
Mercury	mg/L	ND	0.00020	0.000091	02/27/26 20:26	

LABORATORY CONTROL SAMPLE: 5109066

Parameter	Units	Spike Conc.	LCS Result	LCS % Rec	% Rec Limits	Qualifiers
Mercury	mg/L	0.002	0.0020	99	80-120	

MATRIX SPIKE & MATRIX SPIKE DUPLICATE: 5109067 5109068

Parameter	Units	92846406002 Result	MS Spike Conc.	MSD Spike Conc.	MS Result	MSD Result	MS % Rec	MSD % Rec	% Rec Limits	RPD	Max RPD	Qual
Mercury	mg/L	0.00013J	0.002	0.002	0.0020	0.0019	101	94	80-120	8	20	

Results presented on this page are in the units indicated by the "Units" column except where an alternate unit is presented to the right of the result.

REPORT OF LABORATORY ANALYSIS

This report shall not be reproduced, except in full,
without the written consent of Pace Analytical Services, LLC.

Pace Analytical Services, LLC
9800 Kincey Ave. Suite 100
Huntersville, NC 28078
(704)875-9092

QUALITY CONTROL DATA

Project: Bowen LF Cells 5-8
Pace Project No.: 92845986

QC Batch: 993994
QC Batch Method: EPA 7470A
Analysis Method: EPA 7470A
Analysis Description: WCOL 7470 Mercury
Laboratory: Pace Analytical Services - West Columbia
Associated Lab Samples: 92845986003, 92845986004, 92845986005, 92845986006, 92845986007, 92845986008, 92845986009, 92845986010

METHOD BLANK: 5110012 Matrix: Water
Associated Lab Samples: 92845986003, 92845986004, 92845986005, 92845986006, 92845986007, 92845986008, 92845986009, 92845986010

Parameter	Units	Blank Result	Reporting Limit	MDL	Analyzed	Qualifiers
Mercury	mg/L	ND	0.00020	0.000091	03/03/26 17:05	

LABORATORY CONTROL SAMPLE: 5110013

Parameter	Units	Spike Conc.	LCS Result	LCS % Rec	% Rec Limits	Qualifiers
Mercury	mg/L	0.002	0.0019	97	80-120	

MATRIX SPIKE & MATRIX SPIKE DUPLICATE: 5110014 5110015

Parameter	Units	92845986005 Result	MS Spike Conc.	MSD Spike Conc.	MS Result	MSD Result	MS % Rec	MSD % Rec	% Rec Limits	RPD	Max RPD	Qual
Mercury	mg/L	ND	0.002	0.002	0.0020	0.0019	98	96	80-120	2	20	

Results presented on this page are in the units indicated by the "Units" column except where an alternate unit is presented to the right of the result.

REPORT OF LABORATORY ANALYSIS

This report shall not be reproduced, except in full,
without the written consent of Pace Analytical Services, LLC.

Pace Analytical Services, LLC
9800 Kincey Ave. Suite 100
Huntersville, NC 28078
(704)875-9092

QUALITY CONTROL DATA

Project: Bowen LF Cells 5-8
Pace Project No.: 92845986

QC Batch: 995053 | Analysis Method: EPA 7470A
QC Batch Method: EPA 7470A | Analysis Description: WCOL 7470 Mercury
Laboratory: Pace Analytical Services - West Columbia
Associated Lab Samples: 92845986011, 92845986012, 92845986013, 92845986014, 92845986015, 92845986016, 92845986017, 92845986018, 92845986019, 92845986020, 92845986021, 92845986022, 92845986023

METHOD BLANK: 5115400 Matrix: Water
Associated Lab Samples: 92845986011, 92845986012, 92845986013, 92845986014, 92845986015, 92845986016, 92845986017, 92845986018, 92845986019, 92845986020, 92845986021, 92845986022, 92845986023

Parameter	Units	Blank Result	Reporting Limit	MDL	Analyzed	Qualifiers
Mercury	mg/L	ND	0.00020	0.000091	03/05/26 16:03	

LABORATORY CONTROL SAMPLE: 5115401

Parameter	Units	Spike Conc.	LCS Result	LCS % Rec	% Rec Limits	Qualifiers
Mercury	mg/L	0.002	0.0020	100	80-120	

MATRIX SPIKE & MATRIX SPIKE DUPLICATE: 5115402 5115403

Parameter	Units	92845986013 Result	MS Spike Conc.	MSD Spike Conc.	MS Result	MSD Result	MS % Rec	MSD % Rec	% Rec Limits	RPD	Max RPD	Qual
Mercury	mg/L	ND	0.002	0.002	0.0020	0.0021	101	103	80-120	2	20	

Results presented on this page are in the units indicated by the "Units" column except where an alternate unit is presented to the right of the result.

REPORT OF LABORATORY ANALYSIS

This report shall not be reproduced, except in full,
without the written consent of Pace Analytical Services, LLC.

Pace Analytical Services, LLC
9800 Kincey Ave. Suite 100
Huntersville, NC 28078
(704)875-9092

QUALIFIERS

Project: Bowen LF Cells 5-8
Pace Project No.: 92845986

DEFINITIONS

DF - Dilution Factor, if reported, represents the factor applied to the reported data due to dilution of the sample aliquot.

ND - Not Detected at or above adjusted reporting limit.

TNTC - Too Numerous To Count

J - Estimated concentration above the adjusted method detection limit and below the adjusted reporting limit.

MDL - Adjusted Method Detection Limit.

PQL - Practical Quantitation Limit.

RL - Reporting Limit - The lowest concentration value that meets project requirements for quantitative data with known precision and bias for a specific analyte in a specific matrix.

S - Surrogate

1,2-Diphenylhydrazine decomposes to and cannot be separated from Azobenzene using Method 8270. The result for each analyte is a combined concentration.

Consistent with EPA guidelines, unrounded data are displayed and have been used to calculate % recovery and RPD values.

LCS(D) - Laboratory Control Sample (Duplicate)

MS(D) - Matrix Spike (Duplicate)

DUP - Sample Duplicate

RPD - Relative Percent Difference

NC - Not Calculable.

SG - Silica Gel - Clean-Up

U - Indicates the compound was analyzed for, but not detected.

Acid preservation may not be appropriate for 2 Chloroethylvinyl ether.

A separate vial preserved to a pH of 4-5 is recommended in SW846 Chapter 4 for the analysis of Acrolein and Acrylonitrile by EPA Method 8260.

N-Nitrosodiphenylamine decomposes and cannot be separated from Diphenylamine using Method 8270. The result reported for each analyte is a combined concentration.

Reported results are not rounded until the final step prior to reporting. Therefore, calculated parameters that are typically reported as "Total" may vary slightly from the sum of the reported component parameters.

Pace Analytical is TNI accredited. Contact your Pace PM for the current list of accredited analytes.

TNI - The NELAC Institute.

WORKORDER QUALIFIERS

WO: 92845986

[1] STANTEC

[2] DO NOT DILUTE. MUST MEET REPORTING LIMITS. LET PM KNOW FIRST IF THERE ARE ISSUES.

ANALYTE QUALIFIERS

D3 Sample was diluted due to the presence of high levels of non-target analytes or other matrix interference.

M1 Matrix spike recovery exceeded QC limits. Batch accepted based on laboratory control sample (LCS) recovery.

This report shall not be reproduced, except in full,
without the written consent of Pace Analytical Services, LLC.

Pace Analytical Services, LLC
9800 Kincey Ave. Suite 100
Huntersville, NC 28078
(704)875-9092

QUALITY CONTROL DATA CROSS REFERENCE TABLE

Project: Bowen LF Cells 5-8
Pace Project No.: 92845986

Lab ID	Sample ID	QC Batch Method	QC Batch	Analytical Method	Analytical Batch
92845986001	**BOW-GWC-26**	SM 2320B-2021	994611		
92845986002	**BOW-GWC-35**	SM 2320B-2021	994611		
92845986003	**BOW-GWC-29**	SM 2320B-2021	995420		
92845986004	**BOW-GWC-29R**	SM 2320B-2021	995420		
92845986005	**BOW-GWC-31**	SM 2320B-2021	995420		
92845986009	**BOW-GWC-30**	SM 2320B-2021	995420		
92845986010	**BOW-GWC-31R**	SM 2320B-2021	995420		
92845986011	**BOW-GWC-27**	SM 2320B-2021	995806		
92845986012	**BOW-GWC-27R**	SM 2320B-2021	995806		
92845986013	**BOW-GWC-28**	SM 2320B-2021	995806		
92845986014	**BOW-GWC-31S**	SM 2320B-2021	995806		
92845986015	**BOW-GWC-32**	SM 2320B-2021	995806		
92845986016	**BOW-GWC-33R**	SM 2320B-2021	995808		
92845986017	**BOW-GWC-34**	SM 2320B-2021	995806		
92845986018	**BOW-GWC-34R**	SM 2320B-2021	995806		
92845986019	**BOW-GWC-57**	SM 2320B-2021	995806		
92845986020	**BOW-GWC-58**	SM 2320B-2021	995806		
92845986001	**BOW-GWC-26**	SM 2540C-2020	994008		
92845986002	**BOW-GWC-35**	SM 2540C-2020	994008		
92845986003	**BOW-GWC-29**	SM 2540C-2020	994010		
92845986004	**BOW-GWC-29R**	SM 2540C-2020	994010		
92845986005	**BOW-GWC-31**	SM 2540C-2020	994009		
92845986006	**BOW-LF5-8-FD-12**	SM 2540C-2020	994009		
92845986007	**BOW-LF5-8-FB-12**	SM 2540C-2020	994010		
92845986008	**BOW-LF5-8-EB-12**	SM 2540C-2020	994010		
92845986009	**BOW-GWC-30**	SM 2540C-2020	994010		
92845986010	**BOW-GWC-31R**	SM 2540C-2020	994010		
92845986011	**BOW-GWC-27**	SM 2540C-2020	995197		
92845986012	**BOW-GWC-27R**	SM 2540C-2020	995197		
92845986013	**BOW-GWC-28**	SM 2540C-2020	995197		
92845986014	**BOW-GWC-31S**	SM 2540C-2020	995197		
92845986015	**BOW-GWC-32**	SM 2540C-2020	995197		
92845986016	**BOW-GWC-33R**	SM 2540C-2020	995198		
92845986017	**BOW-GWC-34**	SM 2540C-2020	995197		
92845986018	**BOW-GWC-34R**	SM 2540C-2020	995197		
92845986019	**BOW-GWC-57**	SM 2540C-2020	995197		
92845986020	**BOW-GWC-58**	SM 2540C-2020	995197		
92845986021	**BOW-LF5-8-FD-13**	SM 2540C-2020	995197		
92845986022	**BOW-LF5-8-FB-13**	SM 2540C-2020	995197		
92845986023	**BOW-LF5-8-EB-13**	SM 2540C-2020	995197		
92845986001	**BOW-GWC-26**	EPA 300.0 Rev 2.1 1993	993228		
92845986002	**BOW-GWC-35**	EPA 300.0 Rev 2.1 1993	993228		

REPORT OF LABORATORY ANALYSIS

This report shall not be reproduced, except in full,
without the written consent of Pace Analytical Services, LLC.

Pace Analytical Services, LLC
9800 Kincey Ave. Suite 100
Huntersville, NC 28078
(704)875-9092

QUALITY CONTROL DATA CROSS REFERENCE TABLE

Project: Bowen LF Cells 5-8
Pace Project No.: 92845986

Lab ID	Sample ID	QC Batch Method	QC Batch	Analytical Method	Analytical Batch
92845986003	**BOW-GWC-29**	EPA 300.0 Rev 2.1 1993	993953		
92845986004	**BOW-GWC-29R**	EPA 300.0 Rev 2.1 1993	993953		
92845986005	**BOW-GWC-31**	EPA 300.0 Rev 2.1 1993	993953		
92845986006	**BOW-LF5-8-FD-12**	EPA 300.0 Rev 2.1 1993	993953		
92845986007	**BOW-LF5-8-FB-12**	EPA 300.0 Rev 2.1 1993	993953		
92845986008	**BOW-LF5-8-EB-12**	EPA 300.0 Rev 2.1 1993	993953		
92845986009	**BOW-GWC-30**	EPA 300.0 Rev 2.1 1993	993953		
92845986010	**BOW-GWC-31R**	EPA 300.0 Rev 2.1 1993	993953		
92845986011	**BOW-GWC-27**	EPA 300.0 Rev 2.1 1993	994830		
92845986012	**BOW-GWC-27R**	EPA 300.0 Rev 2.1 1993	994830		
92845986013	**BOW-GWC-28**	EPA 300.0 Rev 2.1 1993	994830		
92845986014	**BOW-GWC-31S**	EPA 300.0 Rev 2.1 1993	994830		
92845986015	**BOW-GWC-32**	EPA 300.0 Rev 2.1 1993	994830		
92845986016	**BOW-GWC-33R**	EPA 300.0 Rev 2.1 1993	994830		
92845986017	**BOW-GWC-34**	EPA 300.0 Rev 2.1 1993	994830		
92845986018	**BOW-GWC-34R**	EPA 300.0 Rev 2.1 1993	994830		
92845986019	**BOW-GWC-57**	EPA 300.0 Rev 2.1 1993	994830		
92845986020	**BOW-GWC-58**	EPA 300.0 Rev 2.1 1993	994830		
92845986021	**BOW-LF5-8-FD-13**	EPA 300.0 Rev 2.1 1993	994830		
92845986022	**BOW-LF5-8-FB-13**	EPA 300.0 Rev 2.1 1993	994830		
92845986023	**BOW-LF5-8-EB-13**	EPA 300.0 Rev 2.1 1993	994830		
92845986001	**BOW-GWC-26**	EPA 3005A	993429	EPA 6020B	997116
92845986002	**BOW-GWC-35**	EPA 3005A	993429	EPA 6020B	997116
92845986003	**BOW-GWC-29**	EPA 3005A	1001053	EPA 6020B	1001276
92845986004	**BOW-GWC-29R**	EPA 3005A	1001053	EPA 6020B	1001276
92845986005	**BOW-GWC-31**	EPA 3005A	1001053	EPA 6020B	1001276
92845986006	**BOW-LF5-8-FD-12**	EPA 3005A	1001053	EPA 6020B	1001276
92845986007	**BOW-LF5-8-FB-12**	EPA 3005A	1001053	EPA 6020B	1001276
92845986008	**BOW-LF5-8-EB-12**	EPA 3005A	1001053	EPA 6020B	1001276
92845986009	**BOW-GWC-30**	EPA 3005A	1001053	EPA 6020B	1001276
92845986010	**BOW-GWC-31R**	EPA 3005A	1001067	EPA 6020B	1001281
92845986011	**BOW-GWC-27**	EPA 3005A	1001053	EPA 6020B	1001276
92845986012	**BOW-GWC-27R**	EPA 3005A	1001053	EPA 6020B	1001276
92845986013	**BOW-GWC-28**	EPA 3005A	1001053	EPA 6020B	1001276
92845986014	**BOW-GWC-31S**	EPA 3005A	1001053	EPA 6020B	1001276
92845986015	**BOW-GWC-32**	EPA 3005A	1001053	EPA 6020B	1001276
92845986016	**BOW-GWC-33R**	EPA 3005A	1001053	EPA 6020B	1001276
92845986017	**BOW-GWC-34**	EPA 3005A	1001053	EPA 6020B	1001276
92845986018	**BOW-GWC-34R**	EPA 3005A	1001053	EPA 6020B	1001276
92845986019	**BOW-GWC-57**	EPA 3005A	1001053	EPA 6020B	1001276
92845986020	**BOW-GWC-58**	EPA 3005A	1001053	EPA 6020B	1001276
92845986021	**BOW-LF5-8-FD-13**	EPA 3005A	1001053	EPA 6020B	1001276
92845986022	**BOW-LF5-8-FB-13**	EPA 3005A	1001053	EPA 6020B	1001276
92845986023	**BOW-LF5-8-EB-13**	EPA 3005A	1001053	EPA 6020B	1001276
92845986001	**BOW-GWC-26**	EPA 7470A	993808	EPA 7470A	993971
92845986002	**BOW-GWC-35**	EPA 7470A	993808	EPA 7470A	993971

REPORT OF LABORATORY ANALYSIS

This report shall not be reproduced, except in full,
without the written consent of Pace Analytical Services, LLC.

Pace Analytical Services, LLC
9800 Kincey Ave. Suite 100
Huntersville, NC 28078
(704)875-9092

QUALITY CONTROL DATA CROSS REFERENCE TABLE

Project: Bowen LF Cells 5-8
Pace Project No.: 92845986

Lab ID	Sample ID	QC Batch Method	QC Batch	Analytical Method	Analytical Batch
92845986003	**BOW-GWC-29**	EPA 7470A	993994	EPA 7470A	994709
92845986004	**BOW-GWC-29R**	EPA 7470A	993994	EPA 7470A	994709
92845986005	**BOW-GWC-31**	EPA 7470A	993994	EPA 7470A	994709
92845986006	**BOW-LF5-8-FD-12**	EPA 7470A	993994	EPA 7470A	994709
92845986007	**BOW-LF5-8-FB-12**	EPA 7470A	993994	EPA 7470A	994709
92845986008	**BOW-LF5-8-EB-12**	EPA 7470A	993994	EPA 7470A	994709
92845986009	**BOW-GWC-30**	EPA 7470A	993994	EPA 7470A	994709
92845986010	**BOW-GWC-31R**	EPA 7470A	993994	EPA 7470A	994709
92845986011	**BOW-GWC-27**	EPA 7470A	995053	EPA 7470A	995317
92845986012	**BOW-GWC-27R**	EPA 7470A	995053	EPA 7470A	995317
92845986013	**BOW-GWC-28**	EPA 7470A	995053	EPA 7470A	995317
92845986014	**BOW-GWC-31S**	EPA 7470A	995053	EPA 7470A	995317
92845986015	**BOW-GWC-32**	EPA 7470A	995053	EPA 7470A	995317
92845986016	**BOW-GWC-33R**	EPA 7470A	995053	EPA 7470A	995317
92845986017	**BOW-GWC-34**	EPA 7470A	995053	EPA 7470A	995317
92845986018	**BOW-GWC-34R**	EPA 7470A	995053	EPA 7470A	995317
92845986019	**BOW-GWC-57**	EPA 7470A	995053	EPA 7470A	995317
92845986020	**BOW-GWC-58**	EPA 7470A	995053	EPA 7470A	995317
92845986021	**BOW-LF5-8-FD-13**	EPA 7470A	995053	EPA 7470A	995317
92845986022	**BOW-LF5-8-FB-13**	EPA 7470A	995053	EPA 7470A	995317
92845986023	**BOW-LF5-8-EB-13**	EPA 7470A	995053	EPA 7470A	995317

This report shall not be reproduced, except in full,
without the written consent of Pace Analytical Services, LLC.

Laboratory receiving samples:

Asheville ☐ Eden ☐ Greenwood ☐ Huntersville ☐ Raleigh ☐ Mechanicsville ☐ Atlanta ☑ Kernersville ☐

Sample Condition Upon Receipt

Client Name: GA Power

Project #:

WO# : 92845986

92845986

Courier: ☐ Fed Ex ☐ UPS ☐ USPS ☐ Client ☐ Commercial ☑ Pace ☐ Other:____

Custody Seal Present? ☐ Yes ☑ No **Seals Intact?** ☐ Yes ☐ No ☑ N/A

Date/Initials Person Examining Contents: SG 2/25/26

Packing Material: ☑ Bubble Wrap ☐ Bubble Bags ☐ None ☐ Other

Biological Tissue Frozen? ☐ Yes ☐ No ☑ N/A

Thermometer: ☑ IR Gun ID: 21L1

Type of Ice: ☑ Wet ☐ Blue ☐ None

Cooler Temp: 3.8 **Correction Factor:** Add/Subtract (°C) 0.0

Temp should be above freezing to 6°C

☐ Samples out of temp criteria. Samples on ice, cooling process has begun

Cooler Temp Corrected (°C): 3.8

USDA Regulated Soil (☐ N/A, water sample)

Did samples originate in a quarantine zone within the United States: CA, NY, or SC (check maps)? ☐ Yes ☐ No

Did samples originate from a foreign source (internationally, including Hawaii and Puerto Rico)? ☐ Yes ☐ No

				Comments/Discrepancy:
Chain of Custody Present?	☑ Yes	☐ No	☐ N/A	1.
Samples Arrived within Hold Time?	☑ Yes	☐ No	☐ N/A	2.
Short Hold Time Analysis (<72 hr.)?	☐ Yes	☑ No	☐ N/A	3.
Rush Turn Around Time Requested?	☐ Yes	☑ No	☐ N/A	4.
Sufficient Volume?	☑ Yes	☐ No	☐ N/A	5.
Correct Containers Used?	☑ Yes	☐ No	☐ N/A	6.
-Pace Containers Used?	☑ Yes	☐ No	☐ N/A	
Containers Intact?	☑ Yes	☐ No	☐ N/A	7.
Dissolved analysis: Samples Field Filtered?	☐ Yes	☐ No	☑ N/A	8.
Sample Labels Match COC? -Includes Date/Time/ID/Analysis Matrix: WG	☑ Yes	☐ No	☐ N/A	9.
Headspace in VOA Vials (>5-6mm)?	☐ Yes	☐ No	☑ N/A	10.
Trip Blank Present?	☐ Yes	☐ No	☑ N/A	11.
Trip Blank Custody Seals Present?	☐ Yes	☐ No	☑ N/A	

COMMENTS/SAMPLE DISCREPANCY

Field Data Required? ☐ Yes ☐ No

Lot ID of split containers:

CLIENT NOTIFICATION/RESOLUTION

Person contacted: _____ Date/Time: _____

Project Manager SCURF Review: _____ **Date:** _____

Project Manager SRF Review: _____ **Date:** _____

WO# : 92845986
PM: BV Due Date: 03/11/26
CLIENT: 92-GP-BOWLF

*Check mark top half of box if pH and/or dechlorination is verified and within the acceptance range for preservation samples.
Exceptions: VOA, Coliform, TOC, Oil and Grease, DRO/8015 (water) DOC, LLHg
**Bottom half of box is to list number of bottles
***Check all unpreserved Nitrates for chlorine

Project #

Laboratory Receiving Location: Asheville ☐ Eden ☐ Greenwood ☐ Huntersville ☐ Raleigh ☐ Mec...sville ☐ Atlanta ☐ Kernersville ☐

Client_____ Profile/EZ (Circle one)_____ Notes_____

Item#	BP4U-125 mL Plastic Unpreserved (N/A) (Cl-)	BP3U-250 mL Plastic Unpreserved (N/A)	BP2U-500 mL Plastic Unpreserved (N/A)	BP1U-1 liter Plastic Unpreserved (N/A)		BP4S-125 mL Plastic H2SO4 (pH < 2) (Cl-)	BP3N-250 mL plastic HNO3 (pH < 2)	BP4Z-125 mL Plastic ZN Acetate & NaOH (>9)	BP4B-125 mL Plastic NaOH (pH > 12) (Cl-)	WGFU-Wide-mouthed Glass jar Unpreserved	AG1U-1 liter Amber Unpreserved (N/A) (Cl-)	AG1H-1 liter Amber HCl (pH < 2)	AG3U-250 mL Amber Unpreserved (N/A) (Cl-)	AG1S-1 liter Amber H2SO4 (pH < 2)	AG3S-250 mL Amber H2SO4 (pH < 2)	DG9A-40 mL Amber NH4Cl (N/A)(Cl-)	DG9H-40 mL VOA HCl (N/A)	VG9T-40 mL VOA Na2S2O3 (N/A)	VG9U-40 mL VOA Unpreserved (N/A)	DG9V-40 mL VOA H3PO4 (N/A)	KP7U-50 mL Plastic Unpreserved (N/A)	V/GK (3 vials per kit)-VPH/Gas kit (N/A)	SP5T-125 mL Sterile Plastic (N/A – lab)	SP2T-250 mL Sterile Plastic (N/A – lab)		BP3R-250 mL Plastic (NH2)2SO4 (9.3-9.7)	AGDU-100 mL Amber Unpreserved (N/A) (Cl-)	VSGU-20 mL Scintillation vials (N/A)	DG9U-40 mL Amber Unpreserved vials (N/A)
CC																														
1		2	1				2																							
2		2	1				2																							
3																														
4																														
5																														
6																														
7																														
8																														
9																														
10																														
11																														
12																														

pH Adjustment Log for Preserved Samples

Sample ID	Type of Preservative	pH upon receipt	Date preservation adjusted	Time preservation adjusted	Amount of Preservative added	Lot #

Note: Whenever there is a discrepancy affecting North Carolina compliance samples, a copy of this form will be sent to the North Carolina DENR Certification Office (i.e. Out of hold, incorrect preservative, out of temp, incorrect containers.

Pace® Location Requested (City/State):
Pace Analytical Charlotte
9800 Kincey Ave Suite 100, Huntersville, NC 28078

CHAIN-OF-CUSTODY Analytical Request Document

Chain-of-Custody is a LEGAL DOCUMENT - Complete all relevant fields

LAB USE ONLY- Affix Workorder/Login Label Here

Scan QR Code for Instructions

Company Name: Georgia Power - Bowen	Contact/Report To: Kristen Jurinko, Kevin Stephenson, Stantec Group
Street Address: 241 Ralph McGill Blvd NE, Bin 10160, Atlanta, GA 30308	Phone #: (470) 217-0008; (404) 831-4407
	E-Mail: knjurink@southernco.com; kmstephe@southernco.com
	Cc E-Mail: Laura Mickiff, Ben Hodges, Mike Smilley, Noelia Gangi
Customer Project #:	
Project Name: Bowen LF Cells 5-8	Invoice To: Account Payable
	Invoice Email: georgiapowerinvoices@southernco.com
Site Collection Info/Facility ID (as applicable):	Purchase Order # (if applicable): GPC82474-0006
	Quote #:
Time Zone Collected: [ ] AK [ ] PT [ ] MT [ ] CT [X] ET	County / State origin of sample(s): Georgia
Data Deliverables: [ ] Level II [ ] Level III [ ] Level IV [ ] EQUIS [ ] Other	Regulatory Program (DW, RCRA, etc.) as applicable: Reportable [ ] Yes [ ] No
	Rush (Pre-approval required): [ ] Same Day [ ] 1 Day [ ] 2 Day [ ] 3 Day Other
	DW PWSID # or WW Permit # as applicable:
	Date Results Requested:
	Field Filtered (if applicable): [ ] Yes [ ] No
	Analysis:

Specify Container Size **: 3 2 3 3 3

Identify Container Preservative Type***: 1 1 1 2 2

Analysis Requested

**Container Size: (1) 1L, (2) 500mL, (3) 250mL, (4) 125mL, (5) 100mL, (6) 40mL vial, (7) EnCore, (8) TerraCore, (9) 90mL, (10) Other

*** Preservative Types: (1) None, (2) HNO3, (3) H2SO4, (4) HCl, (5) NaOH, (6) Zn Acetate, (7) NaHSO4, (8) Sod. Thiosulfate, (9) Ascorbic Acid, (10) MeOH, (11) Other

* Matrix Codes (Insert in Matrix box below): Drinking Water (DW), Ground Water (GW), Wastewater (WW), Product (P), Soil/Solid (SS), Oil (OL), Wipe (WP), Tissue (TS), Bioassay (B), Vapor (V), Surface Water (SW), Sediment (SED), Sludge (SL), Caulk (CK), Leachate (LL), Biosolid (BS), Other (OT)

Customer Sample ID	Matrix *	Comp / Grab	Composite Start Date	Composite Start Time	Collected or Composite End Date	Collected or Composite End Time	# Cont.	Res. Chlorine Result	Res. Chlorine Units	2320B Alkalinity	2540C Total Dissolved Solids	300.0-Cl, SO4, F	App I/III Metals + State Metals	Additional Metals (Fe, Mg, Mn, K, Na)	Lab Use Only	Sample Comment	Preservation non-conformance identified for sample
BOW-GWC-26	WG	G			2/24/26	1450	5			X	X	X	X	X			
BOW-GWC-27	WG	G					5			X	X	X	X	X			
BOW-GWC-27R	WG	G					5			X	X	X	X	X			
BOW-GWC-28	WG	G					5			X	X	X	X	X			
BOW-GWC-29	WG	G					5			X	X	X	X	X			
BOW-GWC-29R	WG	G					5			X	X	X	X	X			
BOW-GWC-30	WG	G					5			X	X	X	X	X			
BOW-GWC-31	WG	G					5			X	X	X	X	X			
BOW-GWC-31S	WG	G					5			X	X	X	X	X			
BOW-GWC-31R	WG	G					5			X	X	X	X	X			

Lab Use Only: Proj. Mgr: Bonnie Vang; AcctNum / Client ID:; Table #:; Profile / Template: 16492; Prelog / Bottle Ord. ID: EZ 3362986

Additional Instructions from Pace®:

Task Code: BOW-CCR-ASSMT-2026S1

App I: Antimony, Arsenic, Barium, Beryllium, Cadmium, Chromium, Cobalt, Copper, Lead, Mercury, Nickel, Selenium, Silver, Thallium, Vanadium, Zinc

App III: Boron, Calcium, Chloride, Fluoride, Sulfate, TDS

Additional Metals: Iron, Magnesium, Manganese, Potassium, Sodium

Collected By: (Printed Name) William Laaker, Jay Siewert, Natalie Piparo, Shannon Northen, Ori Kimhi, Kyle Rhyne

Signature: Kyle Rhyne EnSafe

Customer Remarks / Special Conditions / Possible Hazards:

Coolers: Thermometer ID: Correction Factor (°C): Obs. Temp (°C): Corrected Temp (°C): Online

Relinquished by/Company: (Signature)	Date/Time	Received by/Company: (Signature)	Date/Time	Tracking Number
Kyle Rhyne / EnSafe EnSafe	2/25/26 0930	Ryan Williams / Pace	2/25/26 0930	
Ryan Williams / Pace	2/25/26 1045		2/25/26 1045	
				Delivered by: [ ] In Person [ ] Courier [ ] FedEx [ ] UPS [ ] Other
				Page: 1 of 3

Submitting a sample via this chain of custody constitutes acknowledgment and acceptance of the Pace® Terms and Conditions found at https://www.pacelabs.com/resource-library/resource/pace-terms-and-conditions/

ENV-FRM-CORO-0019_v02_110123 ©

Pace® Location Requested (City/State):
Pace Analytical Charlotte
9800 Kincey Ave. Suite 100, Huntersville, NC 28078

CHAIN-OF-CUSTODY Analytical Request Document

Chain-of-Custody is a LEGAL DOCUMENT - Complete all relevant fields

LAB USE ONLY- Affix Workorder/Login Label Here

Scan QR Code for Instructions

Company Name:	Georgia Power - Bowen
Street Address:	241 Ralph McGill Blvd NE Bin 10160 Atlanta, GA 30308
Customer Project #:	
Project Name:	Bowen LF Cells 5-8
Site Collection Info/Facility ID (as applicable):	
Time Zone Collected:	[ ] AK [ ] PT [ ] MT [ ] CT [X] ET
Data Deliverables:	[ ] Level II [ ] Level III [ ] Level IV [ ] EQUIS [ ] Other
Contact/Report To:	Kristen Jurinko, Kevin Stephenson, Stantec Group
Phone #:	(470) 217-0008; (404) 831-4407
E-Mail:	knjurink@southernco.com; kmstephe@southernco.com
Cc E-Mail:	Laura Midkiff, Ben Hodges, Mike Smilley, Noelia Gangi
Invoice To:	Account Payable
Invoice Email:	georgiapowerinvoices@southernco.com
Purchase Order # (if applicable):	GPC82474-0006
Quote #:	
County / State origin of sample(s):	Georgia
Regulatory Program (DW, RCRA, etc.) as applicable:	Reportable [ ] Yes [ ] No
Rush (Pre-approval required):	[ ] Same Day [ ] 1 Day [ ] 2 Day [ ] 3 Day Other _____
Date Results Requested:	
DW PWSID # or WW Permit # as applicable:	
Field Filtered (if applicable):	[ ] Yes [ ] No
Analysis:	

Specify Container Size **: 3 2 3 3 3

Identify Container Preservative Type***: 1 1 1 2 2

Analysis Requested

**Container Size: (1) 1L, (2) 500mL, (3) 250mL, (4) 125mL, (5) 100mL, (6) 40mL vial (7) EnCore, (8) TerraCore, (9) 90mL, (10) Other

*** Preservative Types: (1) None, (2) HNO3, (3) H2SO4, (4) HCl, (5) NaOH, (6) Zn Acetate, (7) NaHSO4, (8) Sod. Thiosulfate (9) Ascorbic Acid, (10) MeOH, (11) Other

Lab Use Only

Proj. Mgr: Bonnie Vang

Acct.Num / Client ID:

Table #:

Profile / Template: 16492

Prelog / Bottle Ord. ID: EZ 3362986

Preservation non conformance identified for sample

* Matrix Codes (Insert in Matrix box below): Drinking Water (DW), Ground Water (GW), Wastewater (WW), Product (P), Soil/Solid (SS), Oil (OL), Wipe (WP), Tissue (TS), Bioassay (B), Vapor (V), Surface Water (SW), Sediment (SED), Sludge (SL), Caulk (CK), Leachate (LL), Biosolid (BS), Other (OT)

Customer Sample ID	Matrix *	Comp / Grab	Composite Start Date	Composite Start Time	Collected or Composite End Date	Collected or Composite End Time	# Cont.	Res. Chlorine Result	Res. Chlorine Units	2320B Alkalinity	2540C Total Dissolved Solids	300.0-Cl, SO4, F	App I/III Metals + State Metals	Additional Metals (Fe, Mg, Mn, K, Na)	Sample Comment
BOW-GWC-32	WG	G					5			X	X	X	X	X	
BOW-GWC-33R	WG	G					5			X	X	X	X	X	
BOW-GWC-34	WG	G					5			X	X	X	X	X	
BOW-GWC-34R	WG	G					5			X	X	X	X	X	
BOW-GWC-35	WG	G			2/24/26	1309	5			X	X	X	X	X	
BOW-GWC-57	WG	G					5			X	X	X	X	X	
BOW-GWC-58	WG	G					5			X	X	X	X	X	
BOW-LF5-8-FD-	WG	G					4				X	X	X		
BOW-LF5-8-FD-	WG	G					4				X	X	X		
BOW-LF5-8-FB-	WQ	G					4				X	X	X		

Additional Instructions from Pace® :

Task Code: BOW-CCR-ASSMT-2026S1

App I: Antimony, Arsenic, Barium, Beryllium, Cadmium, Chromium, Cobalt, Copper, Lead, Mercury, Nickel, Selenium, Silver, Thallium, Vanadium, Zinc
App III: Boron, Calcium, Chloride, Fluoride, Sulfate, TDS
Additional Metals: Iron, Magnesium, Manganese, Potassium, Sodium

Collected By: (Printed Name): William Laaker, Jay Siewert, Natalie Piparo, Shannon Northen, Ori Kimhi, Kyle Rhyne

Signature: Kyle Rhyne EnSafe

Customer Remarks / Special Conditions / Possible Hazards:

Coolers: Thermometer ID: Correction Factor (°C): Obs. Temp. (°C): Corrected Temp. (°C): On Ice

Relinquished by/Company: (Signature)	Date/Time:	Received by/Company: (Signature)	Date/Time:	Tracking Number:
Kyle Rhyne / EnSafe EnSafe	2/25/26 0930	Ryan Williams / Pace	2/25/26 0930	
Ryan Williams / Pace	2/25/26 1045		2/25/26 1045	Delivered by: [ ] In-Person [ ] Courier [ ] FedEX [ ] UPS [ ] Other
Relinquished by/Company: (Signature)	Date/Time:	Received by/Company: (Signature)	Date/Time:	
Relinquished by/Company: (Signature)	Date/Time:	Received by/Company: (Signature)	Date/Time:	Page: 2 of 3

Submitting a sample via this chain of custody constitutes acknowledgment and acceptance of the Pace® Terms and Conditions found at https://www.pacelabs.com/resource-library/resource/pace-terms-and-conditions/

Pace	DC#_Title: ENV-FRM-HUN1-0083 v05_Sample Condition Upon Receipt
	Effective Date: 05/24/2024

Laboratory receiving samples:

Asheville ☐ Eden ☐ Greenwood ☐ Huntersville ☐ Raleigh ☐ Mechanicsville ☐ Atlanta ☑ Kernersville ☐

Sample Condition Upon Receipt

Client Name: GA. Power

Project #:

Courier: ☐ Commercial ☑ Fed Ex ☐ UPS ☐ USPS ☐ Client ☑ Pace ☐ Other:____

Custody Seal Present? ☐ Yes ☑ No **Seals Intact?** ☐ Yes ☐ No ☑ N/A

Date/Initials Person Examining Contents: 4/27/26 JM

Packing Material: ☑ Bubble Wrap ☐ Bubble Bags ☐ None ☐ Other

Biological Tissue Frozen? ☐ Yes ☐ No ☑ N/A

Thermometer: ☑ IR Gun ID: 230 **Type of Ice:** ☑ Wet ☐ Blue ☐ None

Cooler Temp: 5.0 **Correction Factor:** Add/Subtract (°C) 0.0

Temp should be above freezing to 6°C

☐ Samples out of temp criteria. Samples on ice, cooling process has begun

Cooler Temp Corrected (°C): 5.0

USDA Regulated Soil (☐ N/A, water sample)

Did samples originate in a quarantine zone within the United States: CA, NY, or SC (check maps)? ☐ Yes ☐ No

Did samples originate from a foreign source (internationally, including Hawaii and Puerto Rico)? ☐ Yes ☐ No

				Comments/Discrepancy:
Chain of Custody Present?	☑ Yes	☐ No	☐ N/A	1.
Samples Arrived within Hold Time?	☑ Yes	☐ No	☐ N/A	2.
Short Hold Time Analysis (<72 hr.)?	☐ Yes	☑ No	☐ N/A	3.
Rush Turn Around Time Requested?	☐ Yes	☑ No	☐ N/A	4.
Sufficient Volume?	☑ Yes	☐ No	☐ N/A	5.
Correct Containers Used?	☑ Yes	☐ No	☐ N/A	6.
-Pace Containers Used?	☑ Yes	☐ No	☐ N/A	
Containers Intact?	☑ Yes	☐ No	☐ N/A	7.
Dissolved analysis: Samples Field Filtered?	☐ Yes	☐ No	☑ N/A	8.
Sample Labels Match COC?	☑ Yes	☐ No	☐ N/A	9.
-Includes Date/Time/ID/Analysis Matrix: WO				
Headspace in VOA Vials (>5-6mm)?	☐ Yes	☐ No	☑ N/A	10.
Trip Blank Present?	☐ Yes	☐ No	☑ N/A	11.
Trip Blank Custody Seals Present?	☐ Yes	☐ No	☑ N/A	

COMMENTS/SAMPLE DISCREPANCY

Field Data Required? ☐ Yes ☐ No

Lot ID of split containers:

CLIENT NOTIFICATION/RESOLUTION

Person contacted: _____ Date/Time: _____

Project Manager SCURF Review: _____ **Date:** _____

Project Manager SRF Review: _____ **Date:** _____

*Check mark top half of box if pH and/or dechlorination is verified and within the acceptance range for preservation samples.
Exceptions: VOA, Coliform, TOC, Oil and Grease, DRO/8015 (water) DOC, LLHg
**Bottom half of box is to list number of bottles
***Check all unpreserved Nitrates for chlorine

Project #

Laboratory Receiving Location: Asheville ☐ Eden ☐ Greenwood ☐ Huntersville ☐ Raleigh ☐ Mechanicsville ☐ Atlanta ☑ Kernersville ☐

Client GA Power Profile/(EZ) (Circle one) 336 2986 Notes

Item#	BP4U-125 mL Plastic Unpreserved (N/A) (Cl-)	BP3U-250 mL Plastic Unpreserved (N/A)	BP2U-500 mL Plastic Unpreserved (N/A)	BP1U-1 liter Plastic Unpreserved (N/A)		BP4S-125 mL Plastic H2SO4 (pH < 2) (Cl-)	BP3N-250 mL plastic HNO3 (pH < 2)	BP4Z-125 mL Plastic ZN Acetate & NaOH (>9)	BP4B-125 mL Plastic NaOH (pH > 12) (Cl-)	WGFU-Wide-mouthed Glass jar Unpreserved	AG1U-1 liter Amber Unpreserved (N/A) (Cl-)	AG1H-1 liter Amber HCl (pH < 2)	AG3U-250 mL Amber Unpreserved (N/A) (Cl-)	AG1S-1 liter Amber H2SO4 (pH < 2)	AG3S-250 mL Amber H2SO4 (pH < 2)	DG94-40 mL Amber NH4Cl (N/A)(Cl-)	DG9H-40 mL VOA HCl (N/A)	VG9T-40 mL VOA Na2S2O3 (N/A)	VG9U-40 mL VOA Unpreserved (N/A)	DG9V-40 mL VOA H3PO4 (N/A)	KP7U-50 mL Plastic Unpreserved (N/A)	V/GK (3 vials per kit)-VPH/Gas kit (N/A)	SP5T-125 mL Sterile Plastic (N/A – lab)	SP2T-250 mL Sterile Plastic (N/A – lab)		BP3R-250 mL Plastic (NH2)2SO4 (9.3-9.7)	AG0U-100 mL Amber Unpreserved (N/A) (Cl-)	VSGU-20 mL Scintillation vials (N/A)	DG9U-40 mL Amber Unpreserved vials (N/A)
CC																														
1		2	1				2 ✓																							
2		2	1				2 ✓																							
3		2	1				2 ✓																							
4		1	1				2 ✓																							
5		1	1				2 ✓																							
6		1	1				2 ✓																							
7																														
8																														
9																														
10																														
11																														
12																														

pH Adjustment Log for Preserved Samples

Sample ID	Type of Preservative	pH upon receipt	Date preservation adjusted	Time preservation adjusted	Amount of Preservative added	Lot #

Note: Whenever there is a discrepancy affecting North Carolina compliance samples, a copy of this form will be sent to the North Carolina DENR Certification Office (i.e. Out of hold, incorrect preservative, out of temp, incorrect containers.

Pace® Location Requested (City/State):
Pace Analytical Charlotte
9800 Kincey Ave. Suite 100, Huntersville, NC 28078

CHAIN-OF-CUSTODY Analytical Request Document

Chain-of-Custody is a LEGAL DOCUMENT - Complete all relevant fields

LAB USE ONLY- Affix Workorder/Login Label Here

Scan QR Code for Instructions

Company Name:	Georgia Power - Bowen
Street Address:	241 Ralph McGill Blvd NE Bin 10160 Atlanta, GA 30308
Customer Project #:	
Project Name:	Bowen LF Cells 5-8
Site Collection Info/Facility ID (as applicable):	
Contact/Report To:	Kristen Jurinko, Kevin Stephenson, Stantec Group
Phone #:	(470) 217-0008; (404) 831-4407
E-Mail:	knjurink@southernco.com; kmstephe@southernco.com
Cc E-Mail:	Laura Midkiff, Ben Hodges, Mike Smilley, Noelia Gangi
Invoice To:	Account Payable
Invoice Email:	georgiapowerinvoices@southernco.com
Purchase Order # (if applicable):	GPC82474-0006
Quote #:	
Time Zone Collected:	[ ] AK [ ] PT [ ] MT [ ] CT [X] ET
County / State origin of sample(s):	Georgia
Data Deliverables:	[ ] Level II [ ] Level III [ ] Level IV [ ] EQUIS [ ] Other_____
Regulatory Program (DW, RCRA, etc.) as applicable:	Reportable [ ] Yes [ ] No
Rush (Pre-approval required):	[ ] Same Day [ ] 1 Day [ ] 2 Day [ ] 3 Day Other_____
Date Results Requested:	
DW PWSID # or WW Permit # as applicable:	
Field Filtered (if applicable):	[ ] Yes [ ] No
Analysis:	

* Matrix Codes (Insert in Matrix box below): Drinking Water (DW), Ground Water (GW), Wastewater (WW), Product (P), Soil/Solid (SS), Oil (OL), Wipe (WP), Tissue (TS), Bioassay (B), Vapor (V), Surface Water (SW), Sediment (SED), Sludge (SL), Caulk (CK), Leachate (LL), Biosolid (BS), Other (OT)

Customer Sample ID	Matrix *	Comp / Grab	Composite Start Date	Composite Start Time	Collected or Composite End Date	Collected or Composite End Time	# Cont.	Res. Chlorine Result	Res. Chlorine Units	2320B Alkalinity	2540C Total Dissolved Solids	300.0-Cl, SO4, F	App I/III Metals + State Metals	Additional Metals (Fe, Mg, Mn, K, Na)	Lab Use Only	Sample Comment	Preservation non-conformance identified for sample
BOW-GWC-26	WG	G					5			X	X	X	X	X			
BOW-GWC-27	WG	G					5			X	X	X	X	X			
BOW-GWC-27R	WG	G					5			X	X	X	X	X			
BOW-GWC-28	WG	G					5			X	X	X	X	X			
BOW-GWC-29	WG	G			2/26/26	1150	5			X	X	X	X	X			
BOW-GWC-29R	WG	G			2/26/26	1010	5			X	X	X	X	X			
BOW-GWC-30	WG	G					5			X	X	X	X	X			
BOW-GWC-31	WG	G			2/25/26	1435	5			X	X	X	X	X			
BOW-GWC-31S	WG	G					5			X	X	X	X	X			
BOW-GWC-31R	WG	G					5			X	X	X	X	X			

Specify Container Size **: 3 2 3 3 3

Identify Container Preservative Type***: 1 1 1 2 2

Analysis Requested

**Container Size: (1) 1L, (2) 500mL, (3) 250mL, (4) 125mL, (5) 100mL, (6) 40mL vial, (7) EnCore, (8) TerraCore, (9) 90mL, (10) Other

*** Preservative Types: (1) None, (2) HNO3, (3) H2SO4, (4) HCl, (5) NaOH, (6) Zn Acetate, (7) NaHSO4, (8) Sod. Thiosulfate, (9) Ascorbic Acid, (10) MeOH, (11) Other

Lab Use Only:
Proj. Mgr: Bonnie Vang
AcctNum / Client ID:
Table #:
Profile / Template: 16492
Prelog / Bottle Ord. ID: EZ 3362986

Additional Instructions from Pace®:
Task Code: BOW-CCR-ASSMT-2026S1
App I: Antimony, Arsenic, Barium, Beryllium, Cadmium, Chromium, Cobalt, Copper, Lead, Mercury, Nickel, Selenium, Silver, Thallium, Vanadium, Zinc
App III: Boron, Calcium, Chloride, Fluoride, Sulfate, TDS
Additional Metals: Iron, Magnesium, Manganese, Potassium, Sodium

Collected By: (Printed Name): William Laaker, Jay Siewert, Natalie Piparo, Shannon Northen, Cri Kimhi, Kyle Rhyne

Signature: EnSafe

Customer Remarks / Special Conditions / Possible Hazards:

Coolers: Thermometer ID: Correction Factor (°C): Obs. Temp (°C): Corrected Temp (°C): On Ice:

Relinquished by/Company: (Signature)	Date/Time	Received by/Company: (Signature)	Date/Time
EnSafe	2/27/26 1119	Ryan Williams / Pace	2/27/26 1119
Ryan Williams / Pace	2/27/26 1250	Pace	2/27/26 1250

Tracking Number:

Delivered by: [ ] In-Person [ ] Courier [ ] FedEx [ ] UPS [ ] Other

Page: 1 of 3

Submitting a sample via this chain of custody constitutes acknowledgment and acceptance of the Pace® Terms and Conditions found at https://www.pacelabs.com/resource-library/resource/pace-terms-and-conditions/

Pace® Location Requested (City/State):
Pace Analytical Charlotte
9800 Kincey Ave. Suite 100, Huntersville, NC 28078

CHAIN-OF-CUSTODY Analytical Request Document

Chain-of-Custody is a LEGAL DOCUMENT - Complete all relevant fields

LAB USE ONLY- Affix Workorder/Login Label Here

Scan QR Code for Instructions

Company Name: Georgia Power - Bowen	Contact/Report To: Kristen Jurinko, Kevin Stephenson, Stantec Group
Street Address: 241 Ralph McGill Blvd NE, Bin 10160, Atlanta, GA 30308	Phone #: (470) 217-0008; (404) 831-4407
	E-Mail: knjurink@southernco.com; kmstephe@southernco.com
	Cc E-Mail: Laura Midkiff, Ben Hodges, Mike Smiley, Noelia Gangi
Customer Project #:	
Project Name: Bowen LF Cells 5-8	Invoice To: Account Payable
	Invoice Email: georgiapowerinvoices@southernco.com
Site Collection Info/Facility ID (as applicable):	Purchase Order # (if applicable): GPC82474-0006
	Quote #:
Time Zone Collected: [ ] AK [ ] PT [ ] MT [ ] CT [X] ET	County / State origin of sample(s): Georgia
Data Deliverables: [ ] Level II [ ] Level III [ ] Level IV [ ] EQUIS [ ] Other	Regulatory Program (DW, RCRA, etc.) as applicable: Reportable [ ] Yes [ ] No
	Rush (Pre-approval required): [ ] Same Day [ ] 1 Day [ ] 2 Day [ ] 3 Day Other
	Date Results Requested:
	DW PWSID # or WW Permit # as applicable:
	Field Filtered (if applicable): [ ] Yes [ ] No
	Analysis:

Specify Container Size **: 3 2 3 3 3

Identify Container Preservative Type***: 1 1 1 2 2

**Container Size: (1) 1L, (2) 500mL, (3) 250mL, (4) 125mL, (5) 100mL, (6) 40mL vial, (7) EnCore, (8) TerraCore, (9) 90mL, (10) Other

*** Preservative Types: (1) None, (2) HNO3, (3) H2SO4, (4) HCl, (5) NaOH, (6) Zn Acetate, (7) NaHSO4, (8) Sod. Thiosulfate, (9) Ascorbic Acid, (10) MeOH, (11) Other

* Matrix Codes (Insert in Matrix box below): Drinking Water (DW), Ground Water (GW), Wastewater (WW), Product (P), Soil/Solid (SS), Oil (OL), Wipe (WP), Tissue (TS), Bioassay (B), Vapor (V), Surface Water (SW), Sediment (SED), Sludge (SL), Caulk (CK), Leachate (LL), Biosolid (BS), Other (OT)

Customer Sample ID	Matrix *	Comp / Grab	Composite Start Date	Composite Start Time	Collected or Composite End Date	Collected or Composite End Time	# Cont.	Res. Chlorine Result	Res. Chlorine Units	Analysis Requested: 2320B Alkalinity	2540C Total Dissolved Solids	300.0-Cl, SO4, F	App I/III Metals + State Metals	Additional Metals (Fe, Mg, Mn, K, Na)
BOW-GWC-32	WG	G					5			X	X	X	X	X
BOW-GWC-33R	WG	G					5			X	X	X	X	X
BOW-GWC-34	WG	G					5			X	X	X	X	X
BOW-GWC-34R	WG	G					5			X	X	X	X	X
BOW-GWC-35	WG	G					5			X	X	X	X	X
BOW-GWC-57	WG	G					5			X	X	X	X	X
BOW-GWC-58	WG	G					5			X	X	X	X	X
BOW-LF5-8-FD- 12	WG	G			2/25/26	→	4				X	X	X	
BOW-LF5-8-FD-	WG	G					4				X	X	X	
BOW-LF5-8-FB- 12	WQ	G			2/26/26	1417	4				X	X	X	

Lab Use Only:
Proj. Mgr: Bonnie Vang
AcctNum / Client ID:
Table #:
Profile / Template: 16492
Prelog / Bottle Ord. ID: EZ 3362986
Sample Comment
Preservation non-conformance identified for sample

Additional Instructions from Pace®:
Task Code: BOW-CCR-ASSMT-2026S1
App I: Antimony, Arsenic, Barium, Beryllium, Cadmium, Chromium, Cobalt, Copper, Lead, Mercury, Nickel, Selenium, Silver, Thallium, Vanadium, Zinc
App III: Boron, Calcium, Chloride, Fluoride, Sulfate, TDS
Additional Metals: Iron, Magnesium, Manganese, Potassium, Sodium

Collected By: (Printed Name) William Laaker, Jay Siewert, Natalie Piparo, Shannon Northen, Ori Kimhi, Kyle Rhyne
Signature: EnSafe

Customer Remarks / Special Conditions / Possible Hazards:

Coolers: Thermometer ID: Correction Factor (°C): Obs. Temp (°C): Corrected Temp (°C): On Ice:

Relinquished by/Company: (Signature)	Date/Time:	Received by/Company: (Signature)	Date/Time:
EnSafe	2/27/26 1119	Ryan Williams / Pace	2/27/26 1119
Ryan Williams / Pace	2/27/26 1250	Pace	12/27/26 1250

Tracking Number:

Delivered by: [ ] In-Person [ ] Courier [ ] FedEX [ ] UPS [ ] Other

Page: 2 of 3

Submitting a sample via this chain of custody constitutes acknowledgment and acceptance of the Pace® Terms and Conditions found at https://www.pacelabs.com/resource-library/resource/pace-terms-and-conditions/

ENV-FRM-CORQ-0019_v02_110123 ©

Pace® Location Requested (City/State):
Pace Analytical Charlotte
9800 Kincey Ave. Suite 100, Huntersville, NC 28078

CHAIN-OF-CUSTODY Analytical Request Document

Chain-of-Custody is a LEGAL DOCUMENT - Complete all relevant fields

LAB USE ONLY- Affix Workorder/Login Label Here

Scan QR Code for Instructions

Company Name:	Georgia Power - Bowen
Street Address:	241 Ralph McGill Blvd NE Bin 10160 Atlanta, GA 30308
Customer Project #:	
Project Name:	Bowen LF Cells 5-8
Site Collection Info/Facility ID (as applicable):	
Contact/Report To:	Kristen Jurinko, Kevin Stephenson, Stantec Group
Phone #:	(470) 217-0008; (404) 831-4407
E-Mail:	knjurink@southernco.com; krnstephe@southernco.com
Cc E-Mail:	Laura Midkiff, Ben Hodges, Mike Smilley, Noelia Gangi
Invoice To:	Account Payable
Invoice Email:	georgiapowerinvoices@southernco.com
Purchase Order # (if applicable):	GPC82474-0006
Quote #:	
Time Zone Collected:	[ ] AK [ ] PT [ ] MT [ ] CT [X] ET
County / State origin of sample(s):	Georgia
Data Deliverables:	[ ] Level II [ ] Level III [ ] Level IV [ ] EQUIS [ ] Other
Regulatory Program (DW, RCRA, etc.) as applicable:	Reportable [ ] Yes [ ] No
Rush (Pre-approval required):	[ ] Same Day [ ] 1 Day [ ] 2 Day [ ] 3 Day Other
Date Results Requested:	
DW PWSID # or WW Permit # as applicable:	
Field Filtered (if applicable):	[ ] Yes [ ] No
Analysis:	

* Matrix Codes (insert in Matrix box below): Drinking Water (DW), Ground Water (GW), Wastewater (WW), Product (P), Soil/Solid (SS), Oil (OL), Wipe (WP), Tissue (TS), Bioassay (B), Vapor (V), Surface Water (SW), Sediment (SED), Sludge (SL), Caulk (CK), Leachate (LL), Biosolid (BS), Other (OT)

Specify Container Size **: 3 2 3 3 3

Identify Container Preservative Type***: 1 1 1 2 2

Analysis Requested

Customer Sample ID	Matrix *	Comp / Grab	Composite Start Date	Composite Start Time	Collected or Composite End Date	Collected or Composite End Time	# Cont.	Res. Chlorine Result	Res. Chlorine Units	2320B Alkalinity	2540C Total Dissolved Solids	300.0-Cl, SO4, F	App I/III Metals + State Metals	Additional Metals (Fe, Mg, Mn, K, Na)	Sample Comment
BOW-LF5-8-FB-	WQ	G					4				X	X	X		
BOW-LF5-8-EB- 12	WQ	G			2/26/26	1413	4				X	X	X		
BOW-LF5-8-EB-	WQ	G					4				X	X	X		

**Container Size: (1) 1L, (2) 500mL, (3) 250mL, (4) 125mL, (5) 100mL, (6) 40mL vial, (7) EnCore, (8) TerraCore, (9) 90mL, (10) Other

*** Preservative Types: (1) None, (2) HNO3, (3) H2SO4, (4) HCl, (5) NaOH, (6) Zn Acetate, (7) NaHSO4, (8) Sod. Thiosulfate, (9) Ascorbic Acid, (10) MeOH, (11) Other

Lab Use Only

Proj. Mgr: Bonnie Vang

AcctNum / Client ID:

Table #:

Profile / Template: 16492

Prelog / Bottle Ord. ID: EZ 3362986

Preservation non-conformance identified for sample:

Additional Instructions from Pace®:

Task Code: BOW-CCR-ASSMT-2026S1

App I: Antimony, Arsenic, Barium, Beryllium, Cadmium, Chromium, Cobalt, Copper, Lead, Mercury, Nickel, Selenium, Silver, Thallium, Vanadium, Zinc
App III: Boron, Calcium, Chloride, Fluoride, Sulfate, TDS
Additional Metals: Iron, Magnesium, Manganese, Potassium, Sodium

Collected By: (Printed Name): William Laaker, Jay Siewert, Natalie Piparo, Shannon Northen, Ori Kimhi, Kyle Rhyne

Signature:

Customer Remarks / Special Conditions / Possible Hazards:

Coolers: Thermometer ID: Correction Factor (°C): Obs. Temp (°C): Corrected Temp (°C): On Ice:

Relinquished by/Company: (Signature)	Date/Time:	Received by/Company: (Signature)	Date/Time:	Tracking Number:
EnSafe	2/27/26 1119	Ryan Williams / Pace	2/27/26 1119	
Ryan Williams / Pace	2/27/26 1250	Pace	2/27/26 1250	Delivered by: [ ] In-Person [ ] Courier [ ] FedEx [ ] UPS [ ] Other
				Page: 3 of 3

Submitting a sample via this chain of custody constitutes acknowledgment and acceptance of the Pace® Terms and Conditions found at https://www.pacelabs.com/resource-library/resource/pace-terms-and-conditions/

Laboratory receiving samples:

Asheville ☐ Eden ☐ Greenwood ☐ Huntersville ☐ Raleigh ☐ Mechanicsville ☐ Atlanta ☑ Kernersville ☐

Sample Condition Upon Receipt

Client Name: GA Power

Project #:

Courier: ☐ Commercial ☐ Fed Ex ☐ Pace ☐ UPS ☐ USPS ☐ Other: ☑ Client

Custody Seal Present? ☐ Yes ☑ No **Seals Intact?** ☐ Yes ☐ No ☑ N/A

Date/Initials Person Examining Contents: 2/27/26 COD

Packing Material: ☐ Bubble Wrap ☐ Bubble Bags ☑ None ☐ Other

Biological Tissue Frozen? ☐ Yes ☐ No ☑ N/A

Thermometer: ☐ IR Gun ID: 230

Type of Ice: ☑ Wet ☐ Blue ☐ None

Cooler Temp: 2.6 **Correction Factor:** Add/Subtract (°C) 0.0

Cooler Temp Corrected (°C): 2.6

Temp should be above freezing to 6°C

☐ Samples out of temp criteria. Samples on ice, cooling process has begun

USDA Regulated Soil (☐ N/A, water sample)

Did samples originate in a quarantine zone within the United States: CA, NY, or SC (check maps)? ☐ Yes ☐ No

Did samples originate from a foreign source (internationally, including Hawaii and Puerto Rico)? ☐ Yes ☐ No

				Comments/Discrepancy:
Chain of Custody Present?	☑ Yes	☐ No	☐ N/A	1.
Samples Arrived within Hold Time?	☑ Yes	☐ No	☐ N/A	2.
Short Hold Time Analysis (<72 hr.)?	☐ Yes	☑ No	☐ N/A	3.
Rush Turn Around Time Requested?	☐ Yes	☑ No	☐ N/A	4.
Sufficient Volume?	☑ Yes	☐ No	☐ N/A	5.
Correct Containers Used?	☑ Yes	☐ No	☐ N/A	6.
-Pace Containers Used?	☑ Yes	☐ No	☐ N/A	
Containers Intact?	☑ Yes	☐ No	☐ N/A	7.
Dissolved analysis: Samples Field Filtered?	☐ Yes	☐ No	☑ N/A	8.
Sample Labels Match COC?	☑ Yes	☐ No	☐ N/A	9.
-Includes Date/Time/ID/Analysis Matrix: W				
Headspace in VOA Vials (>5-6mm)?	☐ Yes	☐ No	☑ N/A	10.
Trip Blank Present?	☐ Yes	☐ No	☑ N/A	11.
Trip Blank Custody Seals Present?	☐ Yes	☐ No	☑ N/A	

COMMENTS/SAMPLE DISCREPANCY

Field Data Required? ☐ Yes ☐ No

Lot ID of split containers:

CLIENT NOTIFICATION/RESOLUTION

Person contacted: _____ Date/Time: _____

Project Manager SCURF Review: _____ **Date:** _____

Project Manager SRF Review: _____ **Date:** _____

*Check mark top half of box if pH and/or dechlorination is verified and within the acceptance range for preservation samples.
Exceptions: VOA, Coliform, TOC, Oil and Grease, DRO/8015 (water) DOC, LLHg
**Bottom half of box is to list number of bottles
***Check all unpreserved Nitrates for chlorine

Project #

Laboratory Receiving Location: Asheville ☐ Eden ☐ Greenwood ☐ Huntersville ☐ Raleigh ☐ Mechanicsville ☐ Atlanta ☐ Kernersville ☐

Client_____ Profile/EZ (Circle one)_____ Notes_____

Item#	BP4U-125 mL Plastic Unpreserved (N/A) (Cl-)	BP3U-250 mL Plastic Unpreserved (N/A)	BP2U-500 mL Plastic Unpreserved (N/A)	BP1U-1 liter Plastic Unpreserved (N/A)		BP4S-125 mL Plastic H2SO4 (pH < 2) (Cl-)	BP3N-250 mL plastic HNO3 (pH < 2)	BP4Z-125 mL Plastic ZN Acetate & NaOH (>9)	BP4B-125 mL Plastic NaOH (pH > 12) (Cl-)	WGFU-Wide-mouthed Glass jar Unpreserved	AG1U-1 liter Amber Unpreserved (N/A) (Cl-)	AG1H-1 liter Amber HCl (pH < 2)	AG3U-250 mL Amber Unpreserved (N/A) (Cl-)	AG1S-1 liter Amber H2SO4 (pH < 2)	AG3S-250 mL Amber H2SO4 (pH < 2)	DG94-40 mL Amber NH4Cl (N/A)(Cl-)	DG9H-40 mL VOA HCl (N/A)	VG9T-40 mL VOA Na2S2O3 (N/A)	VG9U-40 mL VOA Unpreserved (N/A)	DG9V-40 mL VOA H3PO4 (N/A)	KP7U-50 mL Plastic Unpreserved (N/A)	V/GK (3 vials per kit)-VPH/Gas kit (N/A)	SP5T-125 mL Sterile Plastic (N/A – lab)	SP2T-250 mL Sterile Plastic (N/A – lab)		BP3R-250 mL Plastic (NH2)2SO4 (9.3-9.7)	AG0U-100 mL Amber Unpreserved (N/A) (Cl-)	VSGU-20 mL Scintillation vials (N/A)	DG9U-40 mL Amber Unpreserved vials (N/A)
CC																														
1		2	1				2V																							
2		2	1				2V																							
3							2																							
4																														
5																														
6																														
7																														
8																														
9																														
10																														
11																														
12																														

pH Adjustment Log for Preserved Samples

Sample ID	Type of Preservative	pH upon receipt	Date preservation adjusted	Time preservation adjusted	Amount of Preservative added	Lot #

Note: Whenever there is a discrepancy affecting North Carolina compliance samples, a copy of this form will be sent to the North Carolina DENR Certification Office (i.e. Out of hold, incorrect preservative, out of temp, incorrect containers.

Pace® Location Requested (City/State):
Pace Analytical Charlotte
9800 Kincey Ave. Suite 100, Huntersville, NC 28078

CHAIN-OF-CUSTODY Analytical Request Document

Chain-of-Custody is a LEGAL DOCUMENT - Complete all relevant fields

LAB USE ONLY- Affix Workorder/Login Label Here

Scan QR Code for Instructions

Company Name:	Georgia Power - Bowen
Street Address:	241 Ralph McGill Blvd NE Bin 10160 Atlanta, GA 30308
Customer Project #:	
Project Name:	Bowen LF Cells 5-8
Site Collection Info/Facility ID (as applicable):	
Time Zone Collected:	[ ] AK [ ] PT [ ] MT [ ] CT [X] ET
Data Deliverables:	[ ] Level II [ ] Level III [ ] Level IV [ ] EQUIS [ ] Other
Contact/Report To:	Kristen Jurinko, Kevin Stephenson, Stantec Group
Phone #:	(470) 217-0008; (404) 831-4407
E-Mail:	knjurink@southernco.com; kmstephe@southernco.com
Cc E-Mail:	Laura Midkiff, Ben Hodges, Mike Smilley, Noelia Gangi
Invoice To:	Account Payable
Invoice Email:	georgiapowerinvoices@southernco.com
Purchase Order # (if applicable):	GPC82474-0006
Quote #:	
County / State origin of sample(s):	Georgia
Regulatory Program (DW, RCRA, etc.) as applicable:	Reportable [ ] Yes [ ] No
Rush (Pre-approval required):	[ ] Same Day [ ] 1 Day [ ] 2 Day [ ] 3 Day Other
Date Results Requested:	
DW PWSID # or WW Permit # as applicable:	
Field Filtered (if applicable):	[ ] Yes [ ] No
Analysis:	

* Matrix Codes (Insert in Matrix box below): Drinking Water (DW), Ground Water (GW), Wastewater (WW), Product (P), Soil/Solid (SS), Oil (OL), Wipe (WP), Tissue (TS), Bioassay (B), Vapor (V), Surface Water (SW), Sediment (SED), Sludge (SL), Caulk (CK), Leachate (LL), Biosolid (BS), Other (OT)

Specify Container Size **: 3 2 3 3 3

Identify Container Preservative Type***: 1 1 1 2 2

**Container Size: (1) 1L, (2) 500mL, (3) 250mL, (4) 125mL, (5) 100mL, (6) 40mL vial, (7) EnCore, (8) TerraCore, (9) 90mL, (10) Other

*** Preservative Types: (1) None, (2) HNO3, (3) H2SO4, (4) HCl, (5) NaOH, (6) Zn Acetate, (7) NaHSO4, (8) Sod. Thiosulfate, (9) Ascorbic Acid, (10) MeOH, (11) Other

Customer Sample ID	Matrix *	Comp / Grab	Composite Start Date	Composite Start Time	Collected or Composite End Date	Collected or Composite End Time	# Cont.	Res. Chlorine Result	Res. Chlorine Units	2320B Alkalinity	2540C Total Dissolved Solids	300.0-Cl, SO4, F	App I/III Metals + State Metals	Additional Metals (Fe, Mg, Mn, K, Na)	Sample Comment
BOW-GWC-26	WG	G					5			X	X	X	X	X	
BOW-GWC-27	WG	G					5			X	X	X	X	X	
BOW-GWC-27R	WG	G					5			X	X	X	X	X	
BOW-GWC-28	WG	G					5			X	X	X	X	X	
BOW-GWC-29	WG	G					5			X	X	X	X	X	
BOW-GWC-29R	WG	G					5			X	X	X	X	X	
BOW-GWC-30	WG	G			2/27/26	1019	5			X	X	X	X	X	
BOW-GWC-31	WG	G					5			X	X	X	X	X	
BOW-GWC-31S	WG	G					5			X	X	X	X	X	
BOW-GWC-31R	WG	G			2/27/26	1239	5			X	X	X	X	X	

Lab Use Only
Proj. Mgr: Bonnie Vang
AcctNum / Client ID:
Table #:
Profile / Template: 16492
Prelog / Bottle Ord. ID: EZ 3362986

Preservation non conformance identified for sample

Additional Instructions from Pace® :
Task Code: BOW-CCR-ASSMT-2026S1
App I: Antimony, Arsenic, Barium, Beryllium, Cadmium, Chromium, Cobalt, Copper, Lead, Mercury, Nickel, Selenium, Silver, Thallium, Vanadium, Zinc
App III: Boron, Calcium, Chloride, Fluoride, Sulfate, TDS
Additional Metals: Iron, Manganese, Potassium, Sodium

Collected By: (Printed Name): William Laaker, Jay Siewert, Natalie Piparo, Shannon Northen, Ori Kimhi, Kyle Rhyne
Signature: EnSafe

Customer Remarks / Special Conditions / Possible Hazards:

Coolers: Thermometer ID: Correction Factor (°C): Obs. Temp (°C): Corrected Temp (°C): On Ice:

Relinquished by/Company: (Signature)	Date/Time:	Received by/Company: (Signature)	Date/Time:	Tracking Number:
EnSafe	2/27/26 1533	Pace	2/27/26 1533	
Relinquished by/Company: (Signature)	Date/Time:	Received by/Company: (Signature)	Date/Time:	
Relinquished by/Company: (Signature)	Date/Time:	Received by/Company: (Signature)	Date/Time:	Delivered by: [ ] In Person [ ] Courier [ ] FedEX [ ] UPS [ ] Other
Relinquished by/Company: (Signature)	Date/Time:	Received by/Company: (Signature)	Date/Time:	

Page: 1 of 3

Submitting a sample via this chain of custody constitutes acknowledgment and acceptance of the Pace® Terms and Conditions found at https://www.pacelabs.com/resource-library/resource/pace-terms-and-conditions/

ENV-FRM-CORQ-0019_v02_110123 ©

Pace	DC#_Title: ENV-FRM-HUN1-0083 v05_Sample Condition Upon Receipt
	Effective Date: 05/24/2024

Laboratory receiving samples:

Asheville ☐ Eden ☐ Greenwood ☐ Huntersville ☐ Raleigh ☐ Mechanicsville ☐ Atlanta ☑ Kernersville ☐

Sample Condition Upon Receipt

Client Name: GA Power - Bowen

Project #:

Courier: ☐ Commercial ☑ Fed Ex ☐ UPS ☐ USPS ☐ Client ☑ Pace ☐ Other:

Custody Seal Present? ☐ Yes ☑ No **Seals Intact?** ☐ Yes ☐ No ☑ N/A

Date/Initials Person Examining Contents: 3/4/26 JH

Packing Material: ☐ Bubble Wrap ☐ Bubble Bags ☑ None ☐ Other

Biological Tissue Frozen? ☐ Yes ☐ No ☑ N/A

Thermometer: ☑ IR Gun ID: 214

Type of Ice: ☐ Wet ☐ Blue ☐ None

Cooler Temp: 4.4 **Correction Factor:** Add/Subtract (°C) 0.0

Temp should be above freezing to 6°C

☐ Samples out of temp criteria. Samples on ice, cooling process has begun

Cooler Temp Corrected (°C): 4.4

USDA Regulated Soil (☐ N/A, water sample)

Did samples originate in a quarantine zone within the United States: CA, NY, or SC (check maps)? ☐ Yes ☐ No

Did samples originate from a foreign source (internationally, including Hawaii and Puerto Rico)? ☐ Yes ☐ No

				Comments/Discrepancy:
Chain of Custody Present?	☑ Yes	☐ No	☐ N/A	1.
Samples Arrived within Hold Time?	☑ Yes	☐ No	☐ N/A	2.
Short Hold Time Analysis (<72 hr.)?	☐ Yes	☑ No	☐ N/A	3.
Rush Turn Around Time Requested?	☐ Yes	☑ No	☐ N/A	4.
Sufficient Volume?	☑ Yes	☐ No	☐ N/A	5.
Correct Containers Used?	☑ Yes	☐ No	☐ N/A	6.
-Pace Containers Used?	☑ Yes	☐ No	☐ N/A	
Containers Intact?	☑ Yes	☐ No	☐ N/A	7.
Dissolved analysis: Samples Field Filtered?	☐ Yes	☐ No	☑ N/A	8.
Sample Labels Match COC? -Includes Date/Time/ID/Analysis Matrix: WT	☑ Yes	☐ No	☐ N/A	9.
Headspace in VOA Vials (>5-6mm)?	☐ Yes	☐ No	☑ N/A	10.
Trip Blank Present?	☐ Yes	☐ No	☑ N/A	11.
Trip Blank Custody Seals Present?	☐ Yes	☐ No	☑ N/A	

COMMENTS/SAMPLE DISCREPANCY

Field Data Required? ☐ Yes ☐ No

Lot ID of split containers:

CLIENT NOTIFICATION/RESOLUTION

Person contacted: Date/Time:

Project Manager SCURF Review: **Date:**

Project Manager SRF Review: **Date:**

*Check mark top half of box if pH and/or dechlorination is verified and within the acceptance range for preservation samples.
Exceptions: VOA, Coliform, TOC, Oil and Grease, DRO/8015 (water) DOC, LLHg
**Bottom half of box is to list number of bottles
***Check all unpreserved Nitrates for chlorine

Project #

Laboratory Receiving Location: Asheville ☐ Eden ☐ Greenwood ☐ Huntersville ☐ Raleigh ☐ Mechanicsville ☐ Atlanta ☑ Kernersville ☐

Client GA Power - Bowen Profile/EZ (Circle one) 3362986 Notes

Item#	BP4U-125 mL Plastic Unpreserved (N/A) (Cl-)	BP3U-250 mL Plastic Unpreserved (N/A)	BP2U-500 mL Plastic Unpreserved (N/A)	BP1U-1 liter Plastic Unpreserved (N/A)		BP4S-125 mL Plastic H2SO4 (pH < 2) (Cl-)	BP3N-250 mL plastic HNO3 (pH < 2)	BP4Z-125 mL Plastic ZN Acetate & NaOH (>9)	BP4B-125 mL Plastic NaOH (pH > 12) (Cl-)	WGFU-Wide-mouthed Glass jar Unpreserved	AG1U-1 liter Amber Unpreserved (N/A) (Cl-)	AG1H-1 liter Amber HCl (pH < 2)	AG3U-250 mL Amber Unpreserved (N/A) (Cl-)	AG1S-1 liter Amber H2SO4 (pH < 2)	AG3S-250 mL Amber H2SO4 (pH < 2)	DG94-40 mL Amber NH4Cl (N/A)(Cl-)	DG9H-40 mL VOA HCl (N/A)	VG9T-40 mL VOA Na2S2O3 (N/A)	VG9U-40 mL VOA Unpreserved (N/A)	DG9V-40 mL VOA H3PO4 (N/A)	KP7U-50 mL Plastic Unpreserved (N/A)	V/GK (3 vials per kit)-VPH/Gas kit (N/A)	SP5T-125 mL Sterile Plastic (N/A – lab)	SP2T-250 mL Sterile Plastic (N/A – lab)		BP3R-250 mL Plastic (NH2)2SO4 (9.3-9.7)	AG0U-100 mL Amber Unpreserved (N/A) (Cl-)	VSGU-20 mL Scintillation vials (N/A)	DG9U-40 mL Amber Unpreserved vials (N/A)
CC		AS	AS																										
1		2	1				2 ✓																						
2		2	1				2 ✓																						
3		2	1				2 ✓																						
4		2	1				2 ✓																						
5		2	1				2 ✓																						
6		2	1				2 ✓																						
7		2	1				2 ✓																						
8		2	1				2 ✓																						
9		2	1				2 ✓																						
10		2	1				2 ✓																						
11		1	1				2 ✓																						
12		1	1				2 ✓																						

pH Adjustment Log for Preserved Samples

Sample ID	Type of Preservative	pH upon receipt	Date preservation adjusted	Time preservation adjusted	Amount of Preservative added	Lot #

Note: Whenever there is a discrepancy affecting North Carolina compliance samples, a copy of this form will be sent to the North Carolina DENR Certification Office (i.e. Out of hold, incorrect preservative, out of temp, incorrect containers.

*Check mark top half of box if pH and/or dechlorination is verified and within the acceptance range for preservation samples.
Exceptions: VOA, Coliform, TOC, Oil and Grease, DRO/8015 (water) DOC, LL Hg
**Bottom half of box is to list number of bottles
***Check all unpreserved Nitrates for chlorine

Project #

Laboratory Receiving Location: Asheville ☐ Eden ☐ Greenwood ☐ Huntersville ☐ Raleigh ☐ Mechanicsville ☐ Atlanta ☑ Kernersville ☐

Client GA Power - Bowen Profile/(EZ) (Circle one) 33671 Notes

Item#	BP4U-125 mL Plastic Unpreserved (N/A) (Cl-)	BP3U-250 mL Plastic Unpreserved (N/A)	BP2U-500 mL Plastic Unpreserved (N/A)	BP1U-1 liter Plastic Unpreserved (N/A)		BP4S-125 mL Plastic H2SO4 (pH < 2) (Cl-)	BP3N-250 mL plastic HNO3 (pH < 2)	BP4Z-125 mL Plastic ZN Acetate & NaOH (>9)	BP4B-125 mL Plastic NaOH (pH > 12) (Cl-)	WGFU-Wide-mouthed Glass jar Unpreserved	AG1U-1 liter Amber Unpreserved (N/A) (Cl-)	AG1H-1 liter Amber HCl (pH < 2)	AG3U-250 mL Amber Unpreserved (N/A) (Cl-)	AG1S-1 liter Amber H2SO4 (pH < 2)	AG3S-250 mL Amber H2SO4 (pH < 2)	DG94-40 mL Amber NH4Cl (N/A)(Cl-)	DG9H-40 mL VOA HCl (N/A)	VG9T-40 mL VOA Na2S2O3 (N/A)	VG9U-40 mL VOA Unpreserved (N/A)	DG9V-40 mL VOA H3PO4 (N/A)	KP7U-50 mL Plastic Unpreserved (N/A)	V/GK (3 vials per kit)-VPH/Gas kit (N/A)	SP5T-125 mL Sterile Plastic (N/A – lab)	SP2T-250 mL Sterile Plastic (N/A – lab)		BP3R-250 mL Plastic (NH2)2SO4 (9.3-9.7)	AG0U-100 mL Amber Unpreserved (N/A) (Cl-)	VSGU-20 mL Scintillation vials (N/A)	DG9U-40 mL Amber Unpreserved vials (N/A)
CC		AS	AS																											
1		1	1				2 ✓																							
2																														
3																														
4																														
5																														
6																														
7																														
8																														
9																														
10																														
11																														
12																														

pH Adjustment Log for Preserved Samples

Sample ID	Type of Preservative	pH upon receipt	Date preservation adjusted	Time preservation adjusted	Amount of Preservative added	Lot #

Note: Whenever there is a discrepancy affecting North Carolina compliance samples, a copy of this form will be sent to the North Carolina DENR Certification Office (i.e. Out of hold, incorrect preservative, out of temp, incorrect containers.

Pace® Location Requested (City/State):
Pace Analytical Charlotte
9800 Kincey Ave. Suite 100, Huntersville, NC 28078

CHAIN-OF-CUSTODY Analytical Request Document

Chain-of-Custody is a LEGAL DOCUMENT - Complete all relevant fields

LAB USE ONLY- Affix Workorder/Login Label Here

Scan QR Code for Instructions

Company Name: Georgia Power - Bowen	Contact/Report To: Kristen Jurinko, Kevin Stephenson, Stantec Group
Street Address: 241 Ralph McGill Blvd NE Bin 10160 Atlanta, GA 30308	Phone #: (470) 217-0008; (404) 831-4407 E-Mail: knjurink@southernco.com; kmstephe@southernco.com Cc E-Mail: Laura Midkiff, Ben Hodges, Mike Smilley, Noelia Gangi
Customer Project #:	
Project Name: Bowen LF Cells S-8	Invoice To: Account Payable
	Invoice Email: georgiapowerinvoices@southernco.com
Site Collection Info/Facility ID (as applicable):	Purchase Order # (if applicable): GPC82474-0006
	Quote #:
Time Zone Collected: [ ] AK [ ] PT [ ] MT [ ] CT [X] ET	County / State origin of sample(s): Georgia

Data Deliverables:
[ ] Level II [ ] Level III [ ] Level IV
[ ] EQUIS
[ ] Other_____

Regulatory Program (DW, RCRA, etc.) as applicable: Reportable [ ] Yes [ ] No

Rush (Pre-approval required):
[ ] Same Day [ ] 1 Day [ ] 2 Day [ ] 3 Day Other _____

DW PWSID # or WW Permit # as applicable:

Date Results Requested:

Field Filtered (if applicable): [ ] Yes [ ] No
Analysis:

* Matrix Codes (Insert in Matrix box below): Drinking Water (DW), Ground Water (GW), Wastewater (WW), Product (P), Soil/Solid (SS), Oil (OL), Wipe (WP), Tissue (TS), Bioassay (B), Vapor (V), Surface Water (SW), Sediment (SED), Sludge (SL), Caulk (CK), Leachate (LL), Biosolid (BS), Other (OT)

Specify Container Size **: 3 2 3 3 3
Identify Container Preservative Type***: 1 1 1 2 2
Analysis Requested

** Container Size: (1) 1L, (2) 500mL, (3) 250mL, (4) 125mL, (5) 100mL, (6) 40mL vial, (7) EnCore, (8) TerraCore, (9) 90mL, (10) Other

*** Preservative Types: (1) None, (2) HNO3, (3) H2SO4, (4) HCl, (5) NaOH, (6) Zn Acetate, (7) NaHSO4, (8) Sod. Thiosulfate, (9) Ascorbic Acid, (10) MeOH, (11) Other

Lab Use Only
Proj. Mgr: Bonnie Vang
AcctNum / Client ID:
Table #:
Profile / Template: 16492
Prelog / Bottle Ord ID: EZ 3362986

Customer Sample ID	Matrix *	Comp / Grab	Composite Start Date	Composite Start Time	Collected or Composite End Date	Collected or Composite End Time	# Cont.	Res. Chlorine Result	Res. Chlorine Units	2320B Alkalinity	2540C Total Dissolved Solids	300.0-Cl, SO4, F	App I/III Metals + Static Metals	Additional Metals (Fe, Mg, Mn, K, Na)	Sample Comment	Preservation non-conformance identified for sample
BOW-GWC-26	WG	G					5			X	X	X	X	X		
BOW-GWC-27	WG	G			3/2/26	1133	5			X	X	X	X	X		
BOW-GWC-27R	WG	G			3/2/26	1256	5			X	X	X	X	X		
BOW-GWC-28	WG	G			3/2/26	1605	5			X	X	X	X	X		
BOW-GWC-29	WG	G					5			X	X	X	X	X		
BOW-GWC-29R	WG	G					5			X	X	X	X	X		
BOW-GWC-30	WG	G					5			X	X	X	X	X		
BOW-GWC-31	WG	G					5			X	X	X	X	X		
BOW-GWC-31S	WG	G			3/2/26	1350	5			X	X	X	X	X		
BOW-GWC-31R	WG	G					5			X	X	X	X	X		

Additional Instructions from Pace®:
Task Code: BOW-CCR-ASSMT-2026S1
App I: Antimony, Arsenic, Barium, Beryllium, Cadmium, Chromium, Cobalt, Copper, Lead, Mercury, Nickel, Selenium, Silver, Thallium, Vanadium, Zinc
App III: Boron, Calcium, Chloride, Fluoride, Sulfate, TDS
Additional Metals: Iron, Magnesium, Manganese, Potassium, Sodium

Collected By: (Printed Name): William Laaker, Jay Siewert, Natalie Piparo, Shannon Northen, Ori Kimhi, Kyle Rhyne
Signature:
EnSafe

Customer Remarks / Special Conditions / Possible Hazards:

Coolers: Thermometer ID: Correction Factor (°C): Obs. Temp. (°C): Corrected Temp. (°C): On Ice:

Relinquished by/Company: (Signature)	Date/Time:	Received by/Company: (Signature)	Date/Time:	Tracking Number:
EnSafe	3/4/26 917	Ryan William / Pace	3/4/26 0917	
Ryan William / Pace	3/4/26 1415	Pace	3/4/26 1415	Delivered by: [ ] In-Person [ ] Courier [ ] FedEX [ ] UPS [ ] Other

Page: 1 of 3

Submitting a sample via this chain of custody constitutes acknowledgment and acceptance of the Pace® Terms and Conditions found at https://www.pacelabs.com/resource-library/resource/pace-terms-and-conditions/

ENV-FRM-CORQ-0019_v02_110123 ©

Pace® Location Requested (City/State):
Pace Analytical Charlotte
9800 Kincey Ave. Suite 100, Huntersville, NC 28078

CHAIN-OF-CUSTODY Analytical Request Document

Chain-of-Custody is a LEGAL DOCUMENT - Complete all relevant fields

LAB USE ONLY- Affix Workorder/Login Label Here

Scan QR Code for Instructions

Company Name:	Georgia Power - Bowen
Street Address:	241 Ralph McGill Blvd NE Bin 10160 Atlanta, GA 30308
Customer Project #:	
Project Name:	Bowen LF Cells 5-8
Site Collection Info/Facility ID (as applicable):	
Time Zone Collected:	[ ] AK [ ] PT [ ] MT [ ] CT [X] ET
Data Deliverables:	[ ] Level II [ ] Level III [ ] Level IV [ ] EQUIS [ ] Other_____
Contact/Report To:	Kristen Jurinko, Kevin Stephenson, Stantec Group
Phone #:	(470) 217-0008; (404) 831-4407
E-Mail:	knjurink@southernco.com; kmstephe@southernco.com
Cc E-Mail:	Laura Midkiff, Ben Hodges, Mike Smilley, Noelia Gangi
Invoice To:	Account Payable
Invoice Email:	georgiapowerinvoices@southernco.com
Purchase Order # (if applicable):	GPC82474-0006
Quote #:	
County / State origin of sample(s):	Georgia
Regulatory Program (DW, RCRA, etc.) as applicable:	Reportable [ ] Yes [ ] No
Rush (Pre-approval required):	[ ] Same Day [ ] 1 Day [ ] 2 Day [ ] 3 Day Other _____
Date Results Requested:	
DW PWSID # or WW Permit # as applicable:	
Field Filtered (if applicable):	[ ] Yes [ ] No
Analysis:	

* Matrix Codes (Insert in Matrix box below): Drinking Water (DW), Ground Water (GW), Wastewater (WW), Product (P), Soil/Solid (SS), Oil (OL), Wipe (WP), Tissue (TS), Bioassay (B), Vapor (V), Surface Water (SW), Sediment (SED), Sludge (SL), Caulk (CK), Leachate (LL), Biosolid (BS), Other (OT)

Customer Sample ID	Matrix *	Comp / Grab	Composite Start Date	Composite Start Time	Collected or Composite End Date	Collected or Composite End Time	# Cont.	Res. Chlorine Result	Res. Chlorine Units	2320B Alkalinity	2540C Total Dissolved Solids	300.0-Cl, SO4, F	App I/iii Metals + State Metals	Additional Metals (Fe, Mg, Mn, K, Na)	Sample Comment
BOW-GWC-32	WG	G			3/2/26	1539	5			X	X	X	X	X	
BOW-GWC-33R	WG	G			3/3/26	1115	5			X	X	X	X	X	
BOW-GWC-34	WG	G			3/2/26	1154	5			X	X	X	X	X	
BOW-GWC-34R	WG	G			3/2/26	1318	5			X	X	X	X	X	
BOW-GWC-35	WG	G					5			X	X	X	X	X	
BOW-GWC-57	WG	G			3/2/26	1509	5			X	X	X	X	X	
BOW-GWC-58	WG	G			3/2/26	1145	5			X	X	X	X	X	
BOW-LF5-8-FD- 13	WG	G			3/2/26	—	4				X	X	X		
BOW-LF5-8-FD-	WG	G					4				X	X	X		
BOW-LF5-8-FB- 13	WQ	G			3/2/26	1620	4				X	X	X		

Specify Container Size **: 3 2 3 3 3

Identify Container Preservative Type***: 1 1 1 2 2

Analysis Requested

**Container Size: (1) 1L, (2) 500mL, (3) 250mL, (4) 125mL, (5) 100mL, (6) 40mL vial, (7) EnCore, (8) TerraCore, (9) 90mL, (10) Other

*** Preservative Types: (1) None, (2) HNO3, (3) H2SO4, (4) HCl, (5) NaOH, (6) Zn Acetate, (7) NaHSO4, (8) Sod. Thiosulfate, (9) Ascorbic Acid, (10) MeOH, (11) Other

Lab Use Only

Proj. Mgr: Bonnie Vang

AcctNum / Client ID:

Table #:

Profile / Template: 16492

Prelog / Bottle Ord. ID: EZ 3362986

Preservation non-conformance identified for sample.

Additional Instructions from Pace® :

Task Code: BOW-CCR-ASSMT-2026S1

App I: Antimony, Arsenic, Barium, Beryllium, Cadmium, Chromium, Cobalt, Copper, Lead, Mercury, Nickel, Selenium, Silver, Thallium, Vanadium, Zinc
App III: Boron, Calcium, Chloride, Fluoride, Sulfate, TDS
Additional Metals: Iron, Magnesium, Manganese, Potassium, Sodium

Collected By: (Printed Name): William Laaker, Jay Siewert, Natalie Piparo, Shannon Northen, Ori Kimhi, Kyle Rhyne

Signature:

EnSafe

Customer Remarks / Special Conditions / Possible Hazards:

Coolers: Thermometer ID: Correction Factor (°C): Obs. Temp (°C): Corrected Temp (°C): On Ice:

Relinquished by/Company: (Signature)	Date/Time	Received by/Company: (Signature)	Date/Time	Tracking Number:
EnSafe	3/4/26 917	Ryan Williams / Pace	3/4/26 0917	
Ryan Williams / Pace	3/4/26 1415	Pace	3/4/26 1415	Delivered by: [ ] In Person [ ] Courier [ ] FedEx [ ] UPS [ ] Other

Page: 2 of 3

Submitting a sample via this chain of custody constitutes acknowledgment and acceptance of the Pace® Terms and Conditions found at https://www.pacelabs.com/resource-library/resource/pace-terms-and-conditions/

ENV-FRM-CORO-0019_v02_110123 ©

Pace® Location Requested (City/State):
Pace Analytical Charlotte
9800 Kincey Ave. Suite 100, Huntersville, NC 28078

CHAIN-OF-CUSTODY Analytical Request Document

Chain-of-Custody is a LEGAL DOCUMENT - Complete all relevant fields

LAB USE ONLY- Affix Workorder/Login Label Here

Scan QR Code for Instructions

Company Name: Georgia Power - Bowen	Contact/Report To: Kristen Jurinko, Kevin Stephenson, Stantec Group
Street Address: 241 Ralph McGill Blvd NE Bin 10160 Atlanta, GA 30308	Phone #: (470) 217-0008; (404) 831-4407
	E-Mail: knjurink@southernco.com; kmstephe@southernco.com
	Cc E-Mail: Laura Midkiff, Ben Hodges, Mike Smilley, Noelia Gangi
Customer Project #:	
Project Name: Bowen LF Cells 5-8	Invoice To: Account Payable
	Invoice Email: georgiapowerinvoices@southernco.com
Site Collection Info/Facility ID (as applicable):	Purchase Order # (if applicable): GPC82474-0006
	Quote #:
Time Zone Collected: [ ] AK [ ] PT [ ] MT [ ] CT [X] ET	County / State origin of sample(s): Georgia
Data Deliverables: [ ] Level II [ ] Level III [ ] Level IV [ ] EQUIS [ ] Other_____	Regulatory Program (DW, RCRA, etc.) as applicable: Reportable [ ] Yes [ ] No
	Rush (Pre-approval required): [ ] Same Day [ ] 1 Day [ ] 2 Day [ ] 3 Day Other _____
	Date Results Requested:
	DW PWSID # or WW Permit # as applicable:
	Field Filtered (if applicable): [ ] Yes [ ] No Analysis:

Specify Container Size **

3	2	3	3	3					

Identify Container Preservative Type***

1	1	1	2	2					

**Container Size: (1) 1L, (2) 500mL, (3) 250mL, (4) 125mL, (5) 100mL, (6) 40mL vial, (7) EnCore, (8) TerraCore, (9) 90mL, (10) Other

*** Preservative Types: (1) None, (2) HNO3, (3) H2SO4, (4) HCl, (5) NaOH, (6) Zn Acetate, (7) NaHSO4, (8) Sod. Thiosulfate, (9) Ascorbic Acid, (10) MeOH, (11) Other

* Matrix Codes (Insert in Matrix box below): Drinking Water (DW), Ground Water (GW), Wastewater (WW), Product (P), Soil/Solid (SS), Oil (OL), Wipe (WP), Tissue (TS), Bioassay (B), Vapor (V), Surface Water (SW), Sediment (SED), Sludge (SL), Caulk (CK), Leachate (LL), Biosolid (BS), Other (OT)

Customer Sample ID	Matrix *	Comp / Grab	Composite Start Date	Composite Start Time	Collected or Composite End Date	Collected or Composite End Time	# Cont.	Res. Chlorine Result	Res. Chlorine Units	Analysis Requested: 2320B Alkalinity	2540C Total Dissolved Solids	300.0-Cl, SO4, F	App I/III Metals + State Metals	Additional Metals (Fe, Mg, Mn, K, Na)	Sample Comment
BOW-LF5-8-FB-	WQ	G					4				X	X	X		
BOW-LF5-8-EB- 13	WQ	G			3/2/26	1630	4				X	X	X		
BOW-LF5-8-EB-	WQ	G					4				X	X	X		

Lab Use Only
Proj. Mgr: Bonnie Vang
AcctNum / Client ID:
Table #:
Profile / Template: 16492
Prelog / Bottle Ord. ID: EZ 3362986

Preservation non conformance identified for sample:

Additional Instructions from Pace®:
Task Code: BOW-CCR-ASSMT-202651
App I: Antimony, Arsenic, Barium, Beryllium, Cadmium, Chromium, Cobalt, Copper, Lead, Mercury, Nickel, Selenium, Silver, Thallium, Vanadium, Zinc
App III: Boron, Calcium, Chloride, Fluoride, Sulfate, TDS
Additional Metals: Iron, Magnesium, Manganese, Potassium, Sodium

Collected By: (Printed Name): William Laaker, Jay Siewert, Natalie Piparo, Shannon Northen, Ori Kimhi, Kyle Rhyne
Signature: EnSafe

Customer Remarks / Special Conditions / Possible Hazards:

Coolers: | Thermometer ID: | Correction Factor (°C): | Obs. Temp (°C): | Corrected Temp (°C): | Qnote:

Relinquished by/Company: (Signature)	Date/Time	Received by/Company: (Signature)	Date/Time	Tracking Number:
EnSafe	3/4/26 917	Ryan Williams / PM	3/4/26 0917	
Ryan Williams / PM	3/4/26 1415	Pace	3/4/26 1415	Delivered by: [ ] In Person [ ] Courier [ ] FedEx [ ] UPS [ ] Other

Page: 3 of 3

Submitting a sample via this chain of custody constitutes acknowledgment and acceptance of the Pace® Terms and Conditions found at https://www.pacelabs.com/resource-library/resource/pace-terms-and-conditions/

ENV-FRM-CORQ-0019_v02_110123 ©

Pace Analytical Services, LLC
9800 Kincey Ave. Suite 100
Huntersville, NC 28078
(704)875-9092

May 26, 2026

Kristen Jurinko
Southern Company
241 Ralph McGill Blvd
NE, Bin 10160
Atlanta, GA 30308

RE: Project: Bowen LF Cells 1&2-Resample
Pace Project No.: 92860109

Dear Kristen Jurinko:

Enclosed are the analytical results for sample(s) received by the laboratory on May 13, 2026. The results relate only to the samples included in this report. Results reported herein conform to the applicable TNI/NELAC Standards and the laboratory's Quality Manual, where applicable, unless otherwise noted in the body of the report.

The test results provided in this final report were generated by each of the following laboratories within the Pace Network:

- Pace Analytical Services - Asheville
- Pace Analytical Services - West Columbia

If you have any questions concerning this report, please feel free to contact me.

Sincerely,

Bonnie Vang
bonnie.vang@pacelabs.com
704-977-0968
Project Manager

Enclosures

cc: Carole Lieu, Stantec
Laura Midkiff, Southern Co.
John Mocko, Stantec
Jamie Newsome, Geosyntec Consultants, Inc.
Katie Ross, Stantec
Edgar Smith, Stantec
Kevin Stephenson, Southern Company
Andrew Stevens, Stantec

REPORT OF LABORATORY ANALYSIS

This report shall not be reproduced, except in full,
without the written consent of Pace Analytical Services, LLC.

Pace Analytical Services, LLC
9800 Kincey Ave. Suite 100
Huntersville, NC 28078
(704)875-9092

CERTIFICATIONS

Project: Bowen LF Cells 1&2-Resample
Pace Project No.: 92860109

Pace Analytical Services Asheville

2225 Riverside Drive, Asheville, NC 28804
Florida/NELAP Certification #: E87648
North Carolina Drinking Water Certification #: 37712
North Carolina Wastewater Certification #: 40
South Carolina Laboratory ID: 99030
South Carolina Certification #: 99030001
Virginia/VELAP Certification #: 460222

Pace Analytical Services West Columbia

106 Vantage Point Drive, West Columbia, SC 29172
Alaska Dept. of Energy Conservation, Cert# 20-002
California ELAP, cert# 3049
DoD, DoD QSM V5.4, cert# I.2224
DOE, DoD/DOE QSM V5.4, cert# I.2224.01
Florida, Dept. of Health, cert# E87653-70
Georgia, Env. Protection Division, cert# E87653
Illinois, EPA NELAP, cert# 2000552024-9
Kansas, Dept. of Health and Environment, cert# E-10417
Kentucky, Dept. for Env. Protection, UST, cert# 103582
Kentucky, Dept. for Env. Protection, cert# 98037
Louisiana, Dept. of Environmental Quality, cert# 5125
North Carolina, DEQ, Water Resources, cert# 329
New Jersey, Dept. of Env. Protection, cert# NLC 240005
Oklahoma, Dept. of Env. Quality, cert# 2023-175
Oregon, ELAP, cert# 4181-006
Pennsylvania, Dept. of Env. Protection, cert# 003
South Carolina, Dept. of Env. Services, cert# 32010001
Texas, Commission on Env. Quality, cert# TX-C24-00083
Virginia, Dept. of General Services, cert# 13080
Wisconsin, Dept. of Natural Resources, cert# 399136100

REPORT OF LABORATORY ANALYSIS

This report shall not be reproduced, except in full,
without the written consent of Pace Analytical Services, LLC.

Pace Analytical Services, LLC
9800 Kincey Ave. Suite 100
Huntersville, NC 28078
(704)875-9092

SAMPLE SUMMARY

Project: Bowen LF Cells 1&2-Resample
Pace Project No.: 92860109

Lab ID	Sample ID	Matrix	Date Collected	Date Received
92860109001	**BOW-GWC-5**	Water	05/13/26 11:32	05/13/26 14:26
92860109002	**BOW-LF1-2-FD-01**	Water	05/13/26 00:00	05/13/26 14:26
92860109003	**BOW-LF1-2-FB-01**	Water	05/13/26 12:20	05/13/26 14:26
92860109004	**BOW-LF1-2-EB-01**	Water	05/13/26 12:45	05/13/26 14:26

This report shall not be reproduced, except in full,
without the written consent of Pace Analytical Services, LLC.

Pace Analytical Services, LLC
9800 Kincey Ave. Suite 100
Huntersville, NC 28078
(704)875-9092

SAMPLE ANALYTE COUNT

Project: Bowen LF Cells 1&2-Resample
Pace Project No.: 92860109

Lab ID	Sample ID	Method	Analysts	Analytes Reported
92860109001	**BOW-GWC-5**	SM 2320B-2021	SMS	1
		EPA 300.0 Rev 2.1 1993	CDC	2
		EPA 6020B	BW	5
92860109002	**BOW-LF1-2-FD-01**	SM 2320B-2021	SMS	1
		EPA 300.0 Rev 2.1 1993	CDC	2
		EPA 6020B	BW	5
92860109003	**BOW-LF1-2-FB-01**	SM 2320B-2021	SMS	1
		EPA 300.0 Rev 2.1 1993	CDC	2
		EPA 6020B	BW	5
92860109004	**BOW-LF1-2-EB-01**	SM 2320B-2021	SMS	1
		EPA 300.0 Rev 2.1 1993	CDC	2
		EPA 6020B	BW	5

PASI-A = Pace Analytical Services - Asheville
PASI-WC = Pace Analytical Services - West Columbia

REPORT OF LABORATORY ANALYSIS

This report shall not be reproduced, except in full,
without the written consent of Pace Analytical Services, LLC.

Pace Analytical Services, LLC
9800 Kincey Ave. Suite 100
Huntersville, NC 28078
(704)875-9092

SUMMARY OF DETECTION

Project: Bowen LF Cells 1&2-Resample
Pace Project No.: 92860109

Lab Sample ID / Method	Client Sample ID / Parameters	Result	Units	Report Limit	Analyzed	Qualifiers
92860109001	**BOW-GWC-5**					
EPA 300.0 Rev 2.1 1993	Chloride	0.80J	mg/L	1.0	05/14/26 04:45	
EPA 300.0 Rev 2.1 1993	Sulfate	0.91J	mg/L	1.0	05/14/26 04:45	
EPA 6020B	Beryllium	0.00064	mg/L	0.00040	05/19/26 19:16	
EPA 6020B	Calcium	1.3	mg/L	0.40	05/19/26 19:16	
EPA 6020B	Magnesium	0.28	mg/L	0.050	05/19/26 19:16	
EPA 6020B	Potassium	1.2	mg/L	0.40	05/19/26 19:16	
EPA 6020B	Sodium	1.2	mg/L	0.40	05/19/26 19:16	
92860109002	**BOW-LF1-2-FD-01**					
EPA 300.0 Rev 2.1 1993	Chloride	0.80J	mg/L	1.0	05/14/26 05:28	
EPA 300.0 Rev 2.1 1993	Sulfate	0.90J	mg/L	1.0	05/14/26 05:28	
EPA 6020B	Beryllium	0.00063	mg/L	0.00040	05/19/26 19:25	
EPA 6020B	Calcium	1.3	mg/L	0.40	05/19/26 19:25	
EPA 6020B	Magnesium	0.28	mg/L	0.050	05/19/26 19:25	
EPA 6020B	Potassium	1.2	mg/L	0.40	05/19/26 19:25	
EPA 6020B	Sodium	1.2	mg/L	0.40	05/19/26 19:25	

REPORT OF LABORATORY ANALYSIS

This report shall not be reproduced, except in full,
without the written consent of Pace Analytical Services, LLC.

Pace Analytical Services, LLC
9800 Kincey Ave. Suite 100
Huntersville, NC 28078
(704)875-9092

ANALYTICAL RESULTS

Project: Bowen LF Cells 1&2-Resample
Pace Project No.: 92860109

Sample: BOW-GWC-5 **Lab ID: 92860109001** Collected: 05/13/26 11:32 Received: 05/13/26 14:26 Matrix: Water

Parameters	Results	Units	Report Limit	MDL	DF	Prepared	Analyzed	CAS No.	Qual
2320B Alkalinity	Analytical Method: SM 2320B-2021 Pace Analytical Services - Asheville								
Alkalinity,Bicarbonate (CaCO3)	ND	mg/L	5.0	5.0	1		05/21/26 01:00		
300.0 IC Anions 28 Days	Analytical Method: EPA 300.0 Rev 2.1 1993 Pace Analytical Services - Asheville								
Chloride	**0.80J**	mg/L	1.0	0.60	1		05/14/26 04:45	16887-00-6	
Sulfate	**0.91J**	mg/L	1.0	0.50	1		05/14/26 04:45	14808-79-8	
WC 6020B MET ICPMS	Analytical Method: EPA 6020B Preparation Method: EPA 3005A Pace Analytical Services - West Columbia								
Beryllium	**0.00064**	mg/L	0.00040	0.00015	1	05/18/26 14:17	05/19/26 19:16	7440-41-7	
Calcium	**1.3**	mg/L	0.40	0.10	1	05/18/26 14:17	05/19/26 19:16	7440-70-2	
Magnesium	**0.28**	mg/L	0.050	0.024	1	05/18/26 14:17	05/19/26 19:16	7439-95-4	
Potassium	**1.2**	mg/L	0.40	0.13	1	05/18/26 14:17	05/19/26 19:16	7440-09-7	
Sodium	**1.2**	mg/L	0.40	0.083	1	05/18/26 14:17	05/19/26 19:16	7440-23-5	

REPORT OF LABORATORY ANALYSIS

This report shall not be reproduced, except in full,
without the written consent of Pace Analytical Services, LLC.

Pace Analytical Services, LLC
9800 Kincey Ave. Suite 100
Huntersville, NC 28078
(704)875-9092

ANALYTICAL RESULTS

Project: Bowen LF Cells 1&2-Resample
Pace Project No.: 92860109

Sample: BOW-LF1-2-FD-01 **Lab ID: 92860109002** Collected: 05/13/26 00:00 Received: 05/13/26 14:26 Matrix: Water

Parameters	Results	Units	Report Limit	MDL	DF	Prepared	Analyzed	CAS No.	Qual
2320B Alkalinity	Analytical Method: SM 2320B-2021 Pace Analytical Services - Asheville								
Alkalinity,Bicarbonate (CaCO3)	ND	mg/L	5.0	5.0	1		05/21/26 01:04		
300.0 IC Anions 28 Days	Analytical Method: EPA 300.0 Rev 2.1 1993 Pace Analytical Services - Asheville								
Chloride	**0.80J**	mg/L	1.0	0.60	1		05/14/26 05:28	16887-00-6	
Sulfate	**0.90J**	mg/L	1.0	0.50	1		05/14/26 05:28	14808-79-8	
WC 6020B MET ICPMS	Analytical Method: EPA 6020B Preparation Method: EPA 3005A Pace Analytical Services - West Columbia								
Beryllium	**0.00063**	mg/L	0.00040	0.00015	1	05/18/26 14:17	05/19/26 19:25	7440-41-7	
Calcium	**1.3**	mg/L	0.40	0.10	1	05/18/26 14:17	05/19/26 19:25	7440-70-2	
Magnesium	**0.28**	mg/L	0.050	0.024	1	05/18/26 14:17	05/19/26 19:25	7439-95-4	
Potassium	**1.2**	mg/L	0.40	0.13	1	05/18/26 14:17	05/19/26 19:25	7440-09-7	
Sodium	**1.2**	mg/L	0.40	0.083	1	05/18/26 14:17	05/19/26 19:25	7440-23-5	

REPORT OF LABORATORY ANALYSIS

This report shall not be reproduced, except in full,
without the written consent of Pace Analytical Services, LLC.

Pace Analytical Services, LLC
9800 Kincey Ave. Suite 100
Huntersville, NC 28078
(704)875-9092

ANALYTICAL RESULTS

Project: Bowen LF Cells 1&2-Resample
Pace Project No.: 92860109

Sample: BOW-LF1-2-FB-01 **Lab ID: 92860109003** Collected: 05/13/26 12:20 Received: 05/13/26 14:26 Matrix: Water

Parameters	Results	Units	Report Limit	MDL	DF	Prepared	Analyzed	CAS No.	Qual
2320B Alkalinity	Analytical Method: SM 2320B-2021 Pace Analytical Services - Asheville								
Alkalinity,Bicarbonate (CaCO3)	ND	mg/L	5.0	5.0	1		05/21/26 01:08		
300.0 IC Anions 28 Days	Analytical Method: EPA 300.0 Rev 2.1 1993 Pace Analytical Services - Asheville								
Chloride	ND	mg/L	1.0	0.60	1		05/14/26 01:37	16887-00-6	
Sulfate	ND	mg/L	1.0	0.50	1		05/14/26 01:37	14808-79-8	
WC 6020B MET ICPMS	Analytical Method: EPA 6020B Preparation Method: EPA 3005A Pace Analytical Services - West Columbia								
Beryllium	ND	mg/L	0.00040	0.00015	1	05/18/26 14:17	05/19/26 19:34	7440-41-7	
Calcium	ND	mg/L	0.40	0.10	1	05/18/26 14:17	05/19/26 19:34	7440-70-2	
Magnesium	ND	mg/L	0.050	0.024	1	05/18/26 14:17	05/19/26 19:34	7439-95-4	
Potassium	ND	mg/L	0.40	0.13	1	05/18/26 14:17	05/19/26 19:34	7440-09-7	
Sodium	ND	mg/L	0.40	0.083	1	05/18/26 14:17	05/19/26 19:34	7440-23-5	

REPORT OF LABORATORY ANALYSIS

This report shall not be reproduced, except in full,
without the written consent of Pace Analytical Services, LLC.

Pace Analytical Services, LLC
9800 Kincey Ave. Suite 100
Huntersville, NC 28078
(704)875-9092

ANALYTICAL RESULTS

Project: Bowen LF Cells 1&2-Resample
Pace Project No.: 92860109

Sample: BOW-LF1-2-EB-01 **Lab ID: 92860109004** Collected: 05/13/26 12:45 Received: 05/13/26 14:26 Matrix: Water

Parameters	Results	Units	Report Limit	MDL	DF	Prepared	Analyzed	CAS No.	Qual
2320B Alkalinity	Analytical Method: SM 2320B-2021 Pace Analytical Services - Asheville								
Alkalinity,Bicarbonate (CaCO3)	ND	mg/L	5.0	5.0	1		05/22/26 11:12		
300.0 IC Anions 28 Days	Analytical Method: EPA 300.0 Rev 2.1 1993 Pace Analytical Services - Asheville								
Chloride	ND	mg/L	1.0	0.60	1		05/14/26 01:52	16887-00-6	
Sulfate	ND	mg/L	1.0	0.50	1		05/14/26 01:52	14808-79-8	
WC 6020B MET ICPMS	Analytical Method: EPA 6020B Preparation Method: EPA 3005A Pace Analytical Services - West Columbia								
Beryllium	ND	mg/L	0.00040	0.00015	1	05/18/26 14:17	05/19/26 19:43	7440-41-7	
Calcium	ND	mg/L	0.40	0.10	1	05/18/26 14:17	05/19/26 19:43	7440-70-2	
Magnesium	ND	mg/L	0.050	0.024	1	05/18/26 14:17	05/19/26 19:43	7439-95-4	
Potassium	ND	mg/L	0.40	0.13	1	05/18/26 14:17	05/19/26 19:43	7440-09-7	
Sodium	ND	mg/L	0.40	0.083	1	05/18/26 14:17	05/19/26 19:43	7440-23-5	

REPORT OF LABORATORY ANALYSIS

This report shall not be reproduced, except in full,
without the written consent of Pace Analytical Services, LLC.

Pace Analytical Services, LLC
9800 Kincey Ave. Suite 100
Huntersville, NC 28078
(704)875-9092

QUALITY CONTROL DATA

Project: Bowen LF Cells 1&2-Resample
Pace Project No.: 92860109

QC Batch: 1011355
QC Batch Method: SM 2320B-2021
Analysis Method: SM 2320B-2021
Analysis Description: 2320B Alkalinity
Laboratory: Pace Analytical Services - Asheville
Associated Lab Samples: 92860109001, 92860109002, 92860109003

METHOD BLANK: 5200853
Matrix: Water
Associated Lab Samples: 92860109001, 92860109002, 92860109003

Parameter	Units	Blank Result	Reporting Limit	MDL	Analyzed	Qualifiers
Alkalinity,Bicarbonate (CaCO3)	mg/L	ND	5.0	5.0	05/20/26 18:02	

Results presented on this page are in the units indicated by the "Units" column except where an alternate unit is presented to the right of the result.

REPORT OF LABORATORY ANALYSIS

This report shall not be reproduced, except in full,
without the written consent of Pace Analytical Services, LLC.

Pace Analytical Services, LLC
9800 Kincey Ave. Suite 100
Huntersville, NC 28078
(704)875-9092

QUALITY CONTROL DATA

Project: Bowen LF Cells 1&2-Resample
Pace Project No.: 92860109

QC Batch: 1011753
QC Batch Method: SM 2320B-2021
Analysis Method: SM 2320B-2021
Analysis Description: 2320B Alkalinity
Laboratory: Pace Analytical Services - Asheville
Associated Lab Samples: 92860109004

METHOD BLANK: 5203311 Matrix: Water
Associated Lab Samples: 92860109004

Parameter	Units	Blank Result	Reporting Limit	MDL	Analyzed	Qualifiers
Alkalinity,Bicarbonate (CaCO3)	mg/L	ND	5.0	5.0	05/22/26 10:16	

Results presented on this page are in the units indicated by the "Units" column except where an alternate unit is presented to the right of the result.

REPORT OF LABORATORY ANALYSIS

This report shall not be reproduced, except in full,
without the written consent of Pace Analytical Services, LLC.

Pace Analytical Services, LLC
9800 Kincey Ave. Suite 100
Huntersville, NC 28078
(704)875-9092

QUALITY CONTROL DATA

Project: Bowen LF Cells 1&2-Resample
Pace Project No.: 92860109

QC Batch: 1009821
QC Batch Method: EPA 300.0 Rev 2.1 1993
Analysis Method: EPA 300.0 Rev 2.1 1993
Analysis Description: 300.0 IC Anions
Laboratory: Pace Analytical Services - Asheville
Associated Lab Samples: 92860109001, 92860109002, 92860109003, 92860109004

METHOD BLANK: 5193802 Matrix: Water
Associated Lab Samples: 92860109001, 92860109002, 92860109003, 92860109004

Parameter	Units	Blank Result	Reporting Limit	MDL	Analyzed	Qualifiers
Chloride	mg/L	ND	1.0	0.60	05/13/26 23:13	
Sulfate	mg/L	ND	1.0	0.50	05/13/26 23:13	

LABORATORY CONTROL SAMPLE: 5193803

Parameter	Units	Spike Conc.	LCS Result	LCS % Rec	% Rec Limits	Qualifiers
Chloride	mg/L	50	50.5	101	90-110	
Sulfate	mg/L	50	50.5	101	90-110	

MATRIX SPIKE & MATRIX SPIKE DUPLICATE: 5193804 5193805

Parameter	Units	92860109001 Result	MS Spike Conc.	MSD Spike Conc.	MS Result	MSD Result	MS % Rec	MSD % Rec	% Rec Limits	RPD	Max RPD	Qual
Chloride	mg/L	0.80J	50	50	49.7	50.2	98	99	90-110	1	10	
Sulfate	mg/L	0.91J	50	50	49.8	50.4	98	99	90-110	1	10	

MATRIX SPIKE & MATRIX SPIKE DUPLICATE: 5193806 5193807

Parameter	Units	92860117002 Result	MS Spike Conc.	MSD Spike Conc.	MS Result	MSD Result	MS % Rec	MSD % Rec	% Rec Limits	RPD	Max RPD	Qual
Chloride	mg/L	6.5	50	50	55.7	56.0	98	99	90-110	1	10	
Sulfate	mg/L	10.8	50	50	58.0	58.4	94	95	90-110	1	10	

Results presented on this page are in the units indicated by the "Units" column except where an alternate unit is presented to the right of the result.

REPORT OF LABORATORY ANALYSIS

This report shall not be reproduced, except in full,
without the written consent of Pace Analytical Services, LLC.

Pace Analytical Services, LLC
9800 Kincey Ave. Suite 100
Huntersville, NC 28078
(704)875-9092

QUALITY CONTROL DATA

Project: Bowen LF Cells 1&2-Resample
Pace Project No.: 92860109

QC Batch: 1010652
QC Batch Method: EPA 3005A
Analysis Method: EPA 6020B
Analysis Description: WC 6020B MET
Laboratory: Pace Analytical Services - West Columbia
Associated Lab Samples: 92860109001, 92860109002, 92860109003, 92860109004

METHOD BLANK: 5198002 Matrix: Water
Associated Lab Samples: 92860109001, 92860109002, 92860109003, 92860109004

Parameter	Units	Blank Result	Reporting Limit	MDL	Analyzed	Qualifiers
Beryllium	mg/L	ND	0.00040	0.00015	05/19/26 18:57	
Calcium	mg/L	ND	0.40	0.10	05/19/26 18:57	
Magnesium	mg/L	ND	0.050	0.024	05/19/26 18:57	
Potassium	mg/L	ND	0.40	0.13	05/19/26 18:57	
Sodium	mg/L	ND	0.40	0.083	05/19/26 18:57	

LABORATORY CONTROL SAMPLE: 5198003

Parameter	Units	Spike Conc.	LCS Result	LCS % Rec	% Rec Limits	Qualifiers
Beryllium	mg/L	0.1	0.090	90	80-120	
Calcium	mg/L	1	1.1	110	80-120	
Magnesium	mg/L	1	1.0	100	80-120	
Potassium	mg/L	1	0.98	98	80-120	
Sodium	mg/L	1	0.98	98	80-120	

MATRIX SPIKE & MATRIX SPIKE DUPLICATE: 5199190 5199191

Parameter	Units	92860117001 Result	MS Spike Conc.	MSD Spike Conc.	MS Result	MSD Result	MS % Rec	MSD % Rec	% Rec Limits	RPD	Max RPD	Qual
Beryllium	mg/L	0.00045	0.1	0.1	0.099	0.098	98	98	75-125	1	20	
Calcium	mg/L	4.6	1	1	5.6	5.8	99	115	75-125	3	20	
Magnesium	mg/L	2.3	1	1	3.2	3.2	90	93	75-125	1	20	
Potassium	mg/L	0.39J	1	1	1.3	1.3	93	95	75-125	1	20	
Sodium	mg/L	3.6	1	1	4.5	4.6	91	97	75-125	1	20	

Results presented on this page are in the units indicated by the "Units" column except where an alternate unit is presented to the right of the result.

REPORT OF LABORATORY ANALYSIS

This report shall not be reproduced, except in full,
without the written consent of Pace Analytical Services, LLC.

Pace Analytical Services, LLC
9800 Kincey Ave. Suite 100
Huntersville, NC 28078
(704)875-9092

QUALIFIERS

Project: Bowen LF Cells 1&2-Resample
Pace Project No.: 92860109

DEFINITIONS

DF - Dilution Factor, if reported, represents the factor applied to the reported data due to dilution of the sample aliquot.

ND - Not Detected at or above adjusted reporting limit.

TNTC - Too Numerous To Count

J - Estimated concentration above the adjusted method detection limit and below the adjusted reporting limit.

MDL - Adjusted Method Detection Limit.

PQL - Practical Quantitation Limit.

RL - Reporting Limit - The lowest concentration value that meets project requirements for quantitative data with known precision and bias for a specific analyte in a specific matrix.

S - Surrogate

1,2-Diphenylhydrazine decomposes to and cannot be separated from Azobenzene using Method 8270. The result for each analyte is a combined concentration.

Consistent with EPA guidelines, unrounded data are displayed and have been used to calculate % recovery and RPD values.

LCS(D) - Laboratory Control Sample (Duplicate)

MS(D) - Matrix Spike (Duplicate)

DUP - Sample Duplicate

RPD - Relative Percent Difference

NC - Not Calculable.

SG - Silica Gel - Clean-Up

U - Indicates the compound was analyzed for, but not detected.

Acid preservation may not be appropriate for 2 Chloroethylvinyl ether.

A separate vial preserved to a pH of 4-5 is recommended in SW846 Chapter 4 for the analysis of Acrolein and Acrylonitrile by EPA Method 8260.

N-Nitrosodiphenylamine decomposes and cannot be separated from Diphenylamine using Method 8270. The result reported for each analyte is a combined concentration.

Reported results are not rounded until the final step prior to reporting. Therefore, calculated parameters that are typically reported as "Total" may vary slightly from the sum of the reported component parameters.

Pace Analytical is TNI accredited. Contact your Pace PM for the current list of accredited analytes.

TNI - The NELAC Institute.

WORKORDER QUALIFIERS

WO: 92860109

[1] STANTEC

[2] DO NOT DILUTE. MUST MEET REPORTING LIMITS. LET PM KNOW FIRST IF THERE ARE ISSUES.

This report shall not be reproduced, except in full,
without the written consent of Pace Analytical Services, LLC.

Pace Analytical Services, LLC
9800 Kincey Ave. Suite 100
Huntersville, NC 28078
(704)875-9092

QUALITY CONTROL DATA CROSS REFERENCE TABLE

Project: Bowen LF Cells 1&2-Resample
Pace Project No.: 92860109

Lab ID	Sample ID	QC Batch Method	QC Batch	Analytical Method	Analytical Batch
92860109001	**BOW-GWC-5**	SM 2320B-2021	1011355		
92860109002	**BOW-LF1-2-FD-01**	SM 2320B-2021	1011355		
92860109003	**BOW-LF1-2-FB-01**	SM 2320B-2021	1011355		
92860109004	**BOW-LF1-2-EB-01**	SM 2320B-2021	1011753		
92860109001	**BOW-GWC-5**	EPA 300.0 Rev 2.1 1993	1009821		
92860109002	**BOW-LF1-2-FD-01**	EPA 300.0 Rev 2.1 1993	1009821		
92860109003	**BOW-LF1-2-FB-01**	EPA 300.0 Rev 2.1 1993	1009821		
92860109004	**BOW-LF1-2-EB-01**	EPA 300.0 Rev 2.1 1993	1009821		
92860109001	**BOW-GWC-5**	EPA 3005A	1010652	EPA 6020B	1011249
92860109002	**BOW-LF1-2-FD-01**	EPA 3005A	1010652	EPA 6020B	1011249
92860109003	**BOW-LF1-2-FB-01**	EPA 3005A	1010652	EPA 6020B	1011249
92860109004	**BOW-LF1-2-EB-01**	EPA 3005A	1010652	EPA 6020B	1011249

This report shall not be reproduced, except in full,
without the written consent of Pace Analytical Services, LLC.

DC#_Title: ENV-FRM-HUN1-0083 v05_Sample Condition Upon Receipt

Effective Date: 05/24/2024

Laboratory receiving samples:
Asheville ☐ Eden ☐ Greenwood ☐ Huntersville ☐ Raleigh ☐ Mechanicsville ☐ Atlanta ☑ Kernersville ☐

Sample Condition Upon Receipt

Client Name: GA-Power

Project #:

WO# : 92860109

92860109

Courier: ☐ Commercial ☐ Fed Ex ☐ UPS ☐ USPS ☐ Pace ☐ Other:____ ☑ Client

Custody Seal Present? ☐ Yes ☑ No Seals Intact? ☐ Yes ☐ No ☑ N/A

Date/Initials Person Examining Contents: SG 5/13/26

Packing Material: ☑ Bubble Wrap ☐ Bubble Bags ☐ None ☐ Other

Biological Tissue Frozen? ☐ Yes ☐ No ☑ N/A

Thermometer: ☐ IR Gun ID: 214

Type of Ice: ☑ Wet ☐ Blue ☐ None

Cooler Temp: 13.6 Correction Factor: Add/Subtract (°C) 0.0

Temp should be above freezing to 6°C

☑ Samples out of temp criteria. Samples on ice, cooling process has begun

Cooler Temp Corrected (°C): 13.6

USDA Regulated Soil (☐ N/A, water sample)

Did samples originate in a quarantine zone within the United States: CA, NY, or SC (check maps)? ☐ Yes ☐ No

Did samples originate from a foreign source (internationally, including Hawaii and Puerto Rico)? ☐ Yes ☐ No

				Comments/Discrepancy:
Chain of Custody Present?	☑ Yes	☐ No	☐ N/A	1.
Samples Arrived within Hold Time?	☑ Yes	☐ No	☐ N/A	2.
Short Hold Time Analysis (<72 hr.)?	☐ Yes	☑ No	☐ N/A	3.
Rush Turn Around Time Requested?	☐ Yes	☑ No	☐ N/A	4.
Sufficient Volume?	☑ Yes	☐ No	☐ N/A	5.
Correct Containers Used?	☑ Yes	☐ No	☐ N/A	6.
-Pace Containers Used?	☑ Yes	☐ No	☐ N/A	
Containers Intact?	☑ Yes	☐ No	☐ N/A	7.
Dissolved analysis: Samples Field Filtered?	☐ Yes	☐ No	☑ N/A	8.
Sample Labels Match COC?	☐ Yes	☑ No	☐ N/A	9. The year on the date of the COC is incorrect
-Includes Date/Time/ID/Analysis Matrix: WG/WQ				
Headspace in VOA Vials (>5-6mm)?	☐ Yes	☐ No	☐ N/A	10.
Trip Blank Present?	☐ Yes	☐ No	☐ N/A	11.
Trip Blank Custody Seals Present?	☐ Yes	☐ No	☐ N/A	

Field Data Required? ☐ Yes ☐ No

COMMENTS/SAMPLE DISCREPANCY

Lot ID of split containers:

CLIENT NOTIFICATION/RESOLUTION

Person contacted: _____ Date/Time: _____

Project Manager SCURF Review: _____ Date: _____

Project Manager SRF Review: _____ Date: _____

WO#: 92860109

PM: BV Due Date: 05/29/26

CLIENT: 92-GP-BOWLF

*Check mark top half of box if pH and/or dechlorination is verified and within the acceptance range for preservation samples.

Exceptions: VOA, Coliform, TOC, Oil and Grease, DRO/8015 (water) DOC, LLHg

**Bottom half of box is to list number of bottles

***Check all unpreserved Nitrates for chlorine

Project #

Laboratory Receiving Location: Asheville ☐ Eden ☐ Greenwood ☐ Huntersville ☐ Raleigh ☐ Mechanicsville ☐ Atlanta ☒ Kernersville ☐

Client GA Power Profile/EZ (Circle one) Notes

Item#	BP4U-125 mL Plastic Unpreserved (N/A) (Cl-)	BP3U-250 mL Plastic Unpreserved (N/A)	BP2U-500 mL Plastic Unpreserved (N/A)	BP1U-1 liter Plastic Unpreserved (N/A)		BP4S-125 mL Plastic H2SO4 (pH < 2) (Cl-)	BP3N-250 mL plastic HNO3 (pH < 2)	BP4Z-125 mL Plastic ZN Acetate & NaOH (>9)	BP4B-125 mL Plastic NaOH (pH > 12) (Cl-)	WGFU-Wide-mouthed Glass jar Unpreserved	AG1U-1 liter Amber Unpreserved (N/A) (Cl-)	AG1H-1 liter Amber HCl (pH < 2)	AG3U-250 mL Amber Unpreserved (N/A) (Cl-)	AG1S-1 liter Amber H2SO4 (pH < 2)	AG3S-250 mL Amber H2SO4 (pH < 2)	DG9A-40 mL Amber NH4Cl (N/A)(Cl-)	DG9H-40 mL VOA HCl (N/A)	VG9T-40 mL VOA Na2S2O3 (N/A)	VG9U-40 mL VOA Unpreserved (N/A)	DG9V-40 mL VOA H3PO4 (N/A)	KP7U-50 mL Plastic Unpreserved (N/A)	V/GK (3 vials per kit)-VPH/Gas kit (N/A)	SP5T-125 mL Sterile Plastic (N/A – lab)	SP2T-250 mL Sterile Plastic (N/A – lab)		BP3R-250 mL Plastic (NH2)2SO4 (9.3-9.7)	AG0U-100 mL Amber Unpreserved (N/A) (Cl-)	VSGU-20 mL Scintillation vials (N/A)	DG9U-40 mL Amber Unpreserved vials (N/A)
CC																														
1		2					1																							
2		2					1																							
3		2					1																							
4		2					1																							
5																														
6																														
7																														
8																														
9																														
10																														
11																														
12																														

pH Adjustment Log for Preserved Samples

Sample ID	Type of Preservative	pH upon receipt	Date preservation adjusted	Time preservation adjusted	Amount of Preservative added	Lot #

Note: Whenever there is a discrepancy affecting North Carolina compliance samples, a copy of this form will be sent to the North Carolina DENR Certification Office (i.e. Out of hold, incorrect preservative, out of temp, incorrect containers.

Pace® Location Requested (City/State):
Pace Analytical Charlotte
9800 Kincey Ave. Suite 100, Huntersville, NC 28078

CHAIN-OF-CUSTODY Analytical Request Document

Chain-of-Custody is a LEGAL DOCUMENT - Complete all relevant fields

LAB USE ONLY- Affix Workorder/Login Label Here

92860109

Scan QR Code for Instructions

Company Name:	Georgia Power - Bowen	Contact/Report To:	Kristen Jurinko, Kevin Stephenson, Stantec Group
Street Address:	241 Ralph McGill Blvd NE Bin 10160 Atlanta, GA 30308	Phone #:	(470) 217-0008; (404) 831-4407
		E-Mail:	knjurink@southernco.com; kmstephe@southernco.com
		Cc E-Mail:	Laura Midkiff, Ben Hodges, Mike Smilley, Noelia Gangi
Customer Project #:			
Project Name:	Bowen LF Cells 1&2 resample	Invoice To:	Account Payable
		Invoice Email:	georgiapowerinvoices@southernco.com
Site Collection Info/Facility ID (as applicable):		Purchase Order # (if applicable):	GPC82474-0006
		Quote #:	
Time Zone Collected:	[ ] AK [ ] PT [ ] MT [ ] CT [X] ET	County / State origin of sample(s):	Georgia

Data Deliverables:
[ ] Level II [ ] Level III [ ] Level IV
[ ] EQUIS
[ ] Other_____

Regulatory Program (DW, RCRA, etc.) as applicable: Reportable [ ] Yes [ ] No

Rush (Pre-approval required):
[ ] Same Day [ ] 1 Day [ ] 2 Day [ ] 3 Day Other _____

Date Results Requested:

DW PWSID # or WW Permit # as applicable:

Field Filtered (if applicable): [ ] Yes [ ] No
Analysis:

* Matrix Codes (Insert in Matrix box below): Drinking Water (DW), Ground Water (GW), Wastewater (WW), Product (P), Soil/Solid (SS), Oil (OL), Wipe (WP), Tissue (TS), Bioassay (B), Vapor (V), Surface Water (SW), Sediment (SED), Sludge (SL), Caulk (CK), Leachate (LL), Biosolid (BS), Other (OT)

Customer Sample ID	Matrix *	Comp / Grab	Composite Start Date	Composite Start Time	Collected or Composite End Date	Collected or Composite End Time	# Cont.	Res. Chlorine Result	Res. Chlorine Units	Bicarbonate Alkalinity	6020-Ca, Be, Mg, K, Na	300.0-Cl, SO4	Sample Comment
BOW-GWC-5	WG	G			5/13/25	1132	3			X	X	X	001
BOW-LF1-2-FD-01	WG	G			5/13/25	—	3			X	X	X	002
BOW-LF1-2-FB-01	WQ	G			5/13/25	1220	3			X	X	X	003
BOW-LF1-2-EB-01	WQ	G			5/13/25	1245	3			X	X	X	004

Specify Container Size **: 3 3 3
Identify Container Preservative Type***: 1 2 1
Analysis Requested

**Container Size: (1) 1L, (2) 500mL, (3) 250mL, (4) 125mL, (5) 100mL, (6) 40mL vial, (7) EnCore, (8) TerraCore, (9) 90mL, (10) Other

*** Preservative Types: (1) None, (2) HNO3, (3) H2SO4, (4) HCl, (5) NaOH, (6) Zn Acetate, (7) NaHSO4, (8) Sod. Thiosulfate, (9) Ascorbic Acid, (10) MeOH, (11) Other

Lab Use Only
Proj. Mgr: Bonnie Vang
AcctNum / Client ID:
Table #:
Profile / Template: 16492
Prelog / Bottle Ord. ID: EZ 3407788

Preservation non-conformance identified for sample

Additional Instructions from Pace® :
Task Code: BOW-CCR-ASSMT-2026S1R1
App I: Beryllium
Calcium, Chloride, Sulfate
Magnesium, Potassium, Sodium
App III:
Additional Metals:

Collected By: (Printed Name) Shannon Northen, Ori Kimhi
Signature:

Customer Remarks / Special Conditions / Possible Hazards:

Coolers: Thermometer ID: Correction Factor (°C): Obs. Temp (°C): Corrected Temp (°C): On Ice:

Relinquished by/Company: (Signature)	Date/Time:	Received by/Company: (Signature)	Date/Time:	Tracking Number:
EnSafe	5/13/26 1426		5/13/26 1426	
Relinquished by/Company: (Signature)	Date/Time:	Received by/Company: (Signature)	Date/Time:	Delivered by: [ ] In-Person [ ] Courier
Relinquished by/Company: (Signature)	Date/Time:	Received by/Company: (Signature)	Date/Time:	[ ] FedEx [ ] UPS [ ] Other
Relinquished by/Company: (Signature)	Date/Time:	Received by/Company: (Signature)	Date/Time:	Page: 1 of 1

Submitting a sample via this chain of custody constitutes acknowledgment and acceptance of the Pace® Terms and Conditions found at https://www.pacelabs.com/resource-library/resource/pace-terms-and-conditions/

ENV-FRM-CORQ-0019_v02_110123 ©

Pace Analytical Services, LLC
9800 Kincey Ave. Suite 100
Huntersville, NC 28078
(704)875-9092

May 26, 2026

Kristen Jurinko
Southern Company
241 Ralph McGill Blvd
NE, Bin 10160
Atlanta, GA 30308

RE: Project: Bowen LF Cells 9&10-Resample
Pace Project No.: 92860117

Dear Kristen Jurinko:

Enclosed are the analytical results for sample(s) received by the laboratory on May 13, 2026. The results relate only to the samples included in this report. Results reported herein conform to the applicable TNI/NELAC Standards and the laboratory's Quality Manual, where applicable, unless otherwise noted in the body of the report.

The test results provided in this final report were generated by each of the following laboratories within the Pace Network:

- Pace Analytical Services - Asheville
- Pace Analytical Services - West Columbia

If you have any questions concerning this report, please feel free to contact me.

Sincerely,

Bonnie Vang

Bonnie Vang
bonnie.vang@pacelabs.com
704-977-0968
Project Manager

Enclosures

cc: Carole Lieu, Stantec
Laura Midkiff, Southern Co.
John Mocko, Stantec
Jamie Newsome, Geosyntec Consultants, Inc.
Katie Ross, Stantec
Edgar Smith, Stantec
Kevin Stephenson, Southern Company
Andrew Stevens, Stantec

REPORT OF LABORATORY ANALYSIS

This report shall not be reproduced, except in full,
without the written consent of Pace Analytical Services, LLC.

Pace Analytical Services, LLC
9800 Kincey Ave. Suite 100
Huntersville, NC 28078
(704)875-9092

CERTIFICATIONS

Project: Bowen LF Cells 9&10-Resample
Pace Project No.: 92860117

Pace Analytical Services Asheville

2225 Riverside Drive, Asheville, NC 28804
Florida/NELAP Certification #: E87648
North Carolina Drinking Water Certification #: 37712
North Carolina Wastewater Certification #: 40
South Carolina Laboratory ID: 99030
South Carolina Certification #: 99030001
Virginia/VELAP Certification #: 460222

Pace Analytical Services West Columbia

106 Vantage Point Drive, West Columbia, SC 29172
Alaska Dept. of Energy Conservation, Cert# 20-002
California ELAP, cert# 3049
DoD, DoD QSM V5.4, cert# I.2224
DOE, DoD/DOE QSM V5.4, cert# I.2224.01
Florida, Dept. of Health, cert# E87653-70
Georgia, Env. Protection Division, cert# E87653
Illinois, EPA NELAP, cert# 2000552024-9
Kansas, Dept. of Health and Environment, cert# E-10417
Kentucky, Dept. for Env. Protection, UST, cert# 103582
Kentucky, Dept. for Env. Protection, cert# 98037
Louisiana, Dept. of Environmental Quality, cert# 5125
North Carolina, DEQ, Water Resources, cert# 329
New Jersey, Dept. of Env. Protection, cert# NLC 240005
Oklahoma, Dept. of Env. Quality, cert# 2023-175
Oregon, ELAP, cert# 4181-006
Pennsylvania, Dept. of Env. Protection, cert# 003
South Carolina, Dept. of Env. Services, cert# 32010001
Texas, Commission on Env. Quality, cert# TX-C24-00083
Virginia, Dept. of General Services, cert# 13080
Wisconsin, Dept. of Natural Resources, cert# 399136100

REPORT OF LABORATORY ANALYSIS

This report shall not be reproduced, except in full,
without the written consent of Pace Analytical Services, LLC.

Pace Analytical Services, LLC
9800 Kincey Ave. Suite 100
Huntersville, NC 28078
(704)875-9092

SAMPLE SUMMARY

Project: Bowen LF Cells 9&10-Resample
Pace Project No.: 92860117

Lab ID	Sample ID	Matrix	Date Collected	Date Received
92860117001	**BOW-GWC-48**	Water	05/13/26 11:35	05/13/26 14:26
92860117002	**BOW-LF9-10-FD-02**	Water	05/13/26 00:00	05/13/26 14:26
92860117003	**BOW-LF9-10-FB-02**	Water	05/13/26 11:50	05/13/26 14:26
92860117004	**BOW-LF9-10-EB-02**	Water	05/13/26 12:55	05/13/26 14:26

REPORT OF LABORATORY ANALYSIS

This report shall not be reproduced, except in full,
without the written consent of Pace Analytical Services, LLC.

Pace Analytical Services, LLC
9800 Kincey Ave. Suite 100
Huntersville, NC 28078
(704)875-9092

SAMPLE ANALYTE COUNT

Project: Bowen LF Cells 9&10-Resample
Pace Project No.: 92860117

Lab ID	Sample ID	Method	Analysts	Analytes Reported
92860117001	**BOW-GWC-48**	SM 2320B-2021	SMS	1
		EPA 300.0 Rev 2.1 1993	CDC	2
		EPA 6020B	BW	4
		EPA 7470A	DH	1
92860117002	**BOW-LF9-10-FD-02**	SM 2320B-2021	SMS	1
		EPA 300.0 Rev 2.1 1993	CDC	2
		EPA 6020B	BW	4
		EPA 7470A	DH	1
92860117003	**BOW-LF9-10-FB-02**	SM 2320B-2021	SMS	1
		EPA 300.0 Rev 2.1 1993	CDC	2
		EPA 6020B	BW	4
		EPA 7470A	DH	1
92860117004	**BOW-LF9-10-EB-02**	SM 2320B-2021	SMS	1
		EPA 300.0 Rev 2.1 1993	CDC	2
		EPA 6020B	BW	4
		EPA 7470A	DH	1

PASI-A = Pace Analytical Services - Asheville
PASI-WC = Pace Analytical Services - West Columbia

REPORT OF LABORATORY ANALYSIS

This report shall not be reproduced, except in full,
without the written consent of Pace Analytical Services, LLC.

Pace Analytical Services, LLC
9800 Kincey Ave. Suite 100
Huntersville, NC 28078
(704)875-9092

SUMMARY OF DETECTION

Project: Bowen LF Cells 9&10-Resample
Pace Project No.: 92860117

Lab Sample ID / Method	Client Sample ID / Parameters	Result	Units	Report Limit	Analyzed	Qualifiers
92860117001	**BOW-GWC-48**					
SM 2320B-2021	Alkalinity,Bicarbonate (CaCO3)	5.1	mg/L	5.0	05/22/26 11:15	
EPA 300.0 Rev 2.1 1993	Chloride	6.4	mg/L	1.0	05/14/26 05:43	
EPA 300.0 Rev 2.1 1993	Sulfate	10.4	mg/L	1.0	05/14/26 05:43	
EPA 6020B	Calcium	4.6	mg/L	0.40	05/19/26 20:29	
EPA 6020B	Magnesium	2.3	mg/L	0.050	05/19/26 20:29	
EPA 6020B	Potassium	0.39J	mg/L	0.40	05/19/26 20:29	
EPA 6020B	Sodium	3.6	mg/L	0.40	05/19/26 20:29	
EPA 7470A	Mercury	0.00067	mg/L	0.00020	05/16/26 15:22	
92860117002	**BOW-LF9-10-FD-02**					
SM 2320B-2021	Alkalinity,Bicarbonate (CaCO3)	5.4	mg/L	5.0	05/22/26 11:38	
EPA 300.0 Rev 2.1 1993	Chloride	6.5	mg/L	1.0	05/14/26 05:57	
EPA 300.0 Rev 2.1 1993	Sulfate	10.8	mg/L	1.0	05/14/26 05:57	
EPA 6020B	Calcium	4.7	mg/L	0.40	05/19/26 21:15	
EPA 6020B	Magnesium	2.3	mg/L	0.050	05/19/26 21:15	
EPA 6020B	Potassium	0.39J	mg/L	0.40	05/19/26 21:15	
EPA 6020B	Sodium	3.6	mg/L	0.40	05/19/26 21:15	
EPA 7470A	Mercury	0.00066	mg/L	0.00020	05/16/26 15:24	

REPORT OF LABORATORY ANALYSIS

This report shall not be reproduced, except in full,
without the written consent of Pace Analytical Services, LLC.

Pace Analytical Services, LLC
9800 Kincey Ave. Suite 100
Huntersville, NC 28078
(704)875-9092

ANALYTICAL RESULTS

Project: Bowen LF Cells 9&10-Resample
Pace Project No.: 92860117

Sample: BOW-GWC-48 **Lab ID: 92860117001** Collected: 05/13/26 11:35 Received: 05/13/26 14:26 Matrix: Water

Parameters	Results	Units	Report Limit	MDL	DF	Prepared	Analyzed	CAS No.	Qual
2320B Alkalinity	Analytical Method: SM 2320B-2021 Pace Analytical Services - Asheville								
Alkalinity,Bicarbonate (CaCO3)	**5.1**	mg/L	5.0	5.0	1		05/22/26 11:15		
300.0 IC Anions 28 Days	Analytical Method: EPA 300.0 Rev 2.1 1993 Pace Analytical Services - Asheville								
Chloride	**6.4**	mg/L	1.0	0.60	1		05/14/26 05:43	16887-00-6	
Sulfate	**10.4**	mg/L	1.0	0.50	1		05/14/26 05:43	14808-79-8	
WC 6020B MET ICPMS	Analytical Method: EPA 6020B Preparation Method: EPA 3005A Pace Analytical Services - West Columbia								
Calcium	**4.6**	mg/L	0.40	0.10	1	05/18/26 14:17	05/19/26 20:29	7440-70-2	
Magnesium	**2.3**	mg/L	0.050	0.024	1	05/18/26 14:17	05/19/26 20:29	7439-95-4	
Potassium	**0.39J**	mg/L	0.40	0.13	1	05/18/26 14:17	05/19/26 20:29	7440-09-7	
Sodium	**3.6**	mg/L	0.40	0.083	1	05/18/26 14:17	05/19/26 20:29	7440-23-5	
WCOL 7470 Mercury	Analytical Method: EPA 7470A Preparation Method: EPA 7470A Pace Analytical Services - West Columbia								
Mercury	**0.00067**	mg/L	0.00020	0.000091	1	05/16/26 10:10	05/16/26 15:22	7439-97-6	

REPORT OF LABORATORY ANALYSIS

This report shall not be reproduced, except in full,
without the written consent of Pace Analytical Services, LLC.

Pace Analytical Services, LLC
9800 Kincey Ave. Suite 100
Huntersville, NC 28078
(704)875-9092

ANALYTICAL RESULTS

Project: Bowen LF Cells 9&10-Resample
Pace Project No.: 92860117

Sample: BOW-LF9-10-FD-02 **Lab ID: 92860117002** Collected: 05/13/26 00:00 Received: 05/13/26 14:26 Matrix: Water

Parameters	Results	Units	Report Limit	MDL	DF	Prepared	Analyzed	CAS No.	Qual
2320B Alkalinity	Analytical Method: SM 2320B-2021 Pace Analytical Services - Asheville								
Alkalinity,Bicarbonate (CaCO3)	**5.4**	mg/L	5.0	5.0	1		05/22/26 11:38		
300.0 IC Anions 28 Days	Analytical Method: EPA 300.0 Rev 2.1 1993 Pace Analytical Services - Asheville								
Chloride	**6.5**	mg/L	1.0	0.60	1		05/14/26 05:57	16887-00-6	
Sulfate	**10.8**	mg/L	1.0	0.50	1		05/14/26 05:57	14808-79-8	
WC 6020B MET ICPMS	Analytical Method: EPA 6020B Preparation Method: EPA 3005A Pace Analytical Services - West Columbia								
Calcium	**4.7**	mg/L	0.40	0.10	1	05/18/26 14:17	05/19/26 21:15	7440-70-2	
Magnesium	**2.3**	mg/L	0.050	0.024	1	05/18/26 14:17	05/19/26 21:15	7439-95-4	
Potassium	**0.39J**	mg/L	0.40	0.13	1	05/18/26 14:17	05/19/26 21:15	7440-09-7	
Sodium	**3.6**	mg/L	0.40	0.083	1	05/18/26 14:17	05/19/26 21:15	7440-23-5	
WCOL 7470 Mercury	Analytical Method: EPA 7470A Preparation Method: EPA 7470A Pace Analytical Services - West Columbia								
Mercury	**0.00066**	mg/L	0.00020	0.000091	1	05/16/26 10:10	05/16/26 15:24	7439-97-6	

REPORT OF LABORATORY ANALYSIS

This report shall not be reproduced, except in full,
without the written consent of Pace Analytical Services, LLC.

Pace Analytical Services, LLC
9800 Kincey Ave. Suite 100
Huntersville, NC 28078
(704)875-9092

ANALYTICAL RESULTS

Project: Bowen LF Cells 9&10-Resample
Pace Project No.: 92860117

Sample: BOW-LF9-10-FB-02 **Lab ID: 92860117003** Collected: 05/13/26 11:50 Received: 05/13/26 14:26 Matrix: Water

Parameters	Results	Units	Report Limit	MDL	DF	Prepared	Analyzed	CAS No.	Qual
2320B Alkalinity	Analytical Method: SM 2320B-2021 Pace Analytical Services - Asheville								
Alkalinity,Bicarbonate (CaCO3)	ND	mg/L	5.0	5.0	1		05/22/26 11:51		
300.0 IC Anions 28 Days	Analytical Method: EPA 300.0 Rev 2.1 1993 Pace Analytical Services - Asheville								
Chloride	ND	mg/L	1.0	0.60	1		05/14/26 02:06	16887-00-6	
Sulfate	ND	mg/L	1.0	0.50	1		05/14/26 02:06	14808-79-8	
WC 6020B MET ICPMS	Analytical Method: EPA 6020B Preparation Method: EPA 3005A Pace Analytical Services - West Columbia								
Calcium	ND	mg/L	0.40	0.10	1	05/18/26 14:17	05/19/26 21:24	7440-70-2	
Magnesium	ND	mg/L	0.050	0.024	1	05/18/26 14:17	05/19/26 21:24	7439-95-4	
Potassium	ND	mg/L	0.40	0.13	1	05/18/26 14:17	05/19/26 21:24	7440-09-7	
Sodium	ND	mg/L	0.40	0.083	1	05/18/26 14:17	05/19/26 21:24	7440-23-5	
WCOL 7470 Mercury	Analytical Method: EPA 7470A Preparation Method: EPA 7470A Pace Analytical Services - West Columbia								
Mercury	ND	mg/L	0.00020	0.000091	1	05/16/26 10:10	05/16/26 15:27	7439-97-6	1g

REPORT OF LABORATORY ANALYSIS

This report shall not be reproduced, except in full,
without the written consent of Pace Analytical Services, LLC.

Pace Analytical Services, LLC
9800 Kincey Ave. Suite 100
Huntersville, NC 28078
(704)875-9092

ANALYTICAL RESULTS

Project: Bowen LF Cells 9&10-Resample
Pace Project No.: 92860117

Sample: BOW-LF9-10-EB-02 **Lab ID: 92860117004** Collected: 05/13/26 12:55 Received: 05/13/26 14:26 Matrix: Water

Parameters	Results	Units	Report Limit	MDL	DF	Prepared	Analyzed	CAS No.	Qual
2320B Alkalinity	Analytical Method: SM 2320B-2021 Pace Analytical Services - Asheville								
Alkalinity,Bicarbonate (CaCO3)	ND	mg/L	5.0	5.0	1		05/22/26 11:55		
300.0 IC Anions 28 Days	Analytical Method: EPA 300.0 Rev 2.1 1993 Pace Analytical Services - Asheville								
Chloride	ND	mg/L	1.0	0.60	1		05/14/26 02:21	16887-00-6	
Sulfate	ND	mg/L	1.0	0.50	1		05/14/26 02:21	14808-79-8	
WC 6020B MET ICPMS	Analytical Method: EPA 6020B Preparation Method: EPA 3005A Pace Analytical Services - West Columbia								
Calcium	ND	mg/L	0.40	0.10	1	05/18/26 14:17	05/19/26 21:52	7440-70-2	
Magnesium	ND	mg/L	0.050	0.024	1	05/18/26 14:17	05/19/26 21:52	7439-95-4	
Potassium	ND	mg/L	0.40	0.13	1	05/18/26 14:17	05/19/26 21:52	7440-09-7	
Sodium	ND	mg/L	0.40	0.083	1	05/18/26 14:17	05/19/26 21:52	7440-23-5	
WCOL 7470 Mercury	Analytical Method: EPA 7470A Preparation Method: EPA 7470A Pace Analytical Services - West Columbia								
Mercury	ND	mg/L	0.00020	0.000091	1	05/16/26 10:10	05/16/26 15:29	7439-97-6	1g

REPORT OF LABORATORY ANALYSIS

This report shall not be reproduced, except in full,
without the written consent of Pace Analytical Services, LLC.

Pace Analytical Services, LLC
9800 Kincey Ave. Suite 100
Huntersville, NC 28078
(704)875-9092

QUALITY CONTROL DATA

Project: Bowen LF Cells 9&10-Resample
Pace Project No.: 92860117

QC Batch: 1011753 | Analysis Method: SM 2320B-2021
QC Batch Method: SM 2320B-2021 | Analysis Description: 2320B Alkalinity
Laboratory: Pace Analytical Services - Asheville
Associated Lab Samples: 92860117001, 92860117002, 92860117003, 92860117004

METHOD BLANK: 5203311 Matrix: Water
Associated Lab Samples: 92860117001, 92860117002, 92860117003, 92860117004

Parameter	Units	Blank Result	Reporting Limit	MDL	Analyzed	Qualifiers
Alkalinity,Bicarbonate (CaCO3)	mg/L	ND	5.0	5.0	05/22/26 10:16	

Results presented on this page are in the units indicated by the "Units" column except where an alternate unit is presented to the right of the result.

REPORT OF LABORATORY ANALYSIS

This report shall not be reproduced, except in full,
without the written consent of Pace Analytical Services, LLC.

Pace Analytical Services, LLC
9800 Kincey Ave. Suite 100
Huntersville, NC 28078
(704)875-9092

QUALITY CONTROL DATA

Project: Bowen LF Cells 9&10-Resample
Pace Project No.: 92860117

QC Batch: 1009821
QC Batch Method: EPA 300.0 Rev 2.1 1993
Analysis Method: EPA 300.0 Rev 2.1 1993
Analysis Description: 300.0 IC Anions
Laboratory: Pace Analytical Services - Asheville
Associated Lab Samples: 92860117001, 92860117002, 92860117003, 92860117004

METHOD BLANK: 5193802 Matrix: Water
Associated Lab Samples: 92860117001, 92860117002, 92860117003, 92860117004

Parameter	Units	Blank Result	Reporting Limit	MDL	Analyzed	Qualifiers
Chloride	mg/L	ND	1.0	0.60	05/13/26 23:13	
Sulfate	mg/L	ND	1.0	0.50	05/13/26 23:13	

LABORATORY CONTROL SAMPLE: 5193803

Parameter	Units	Spike Conc.	LCS Result	LCS % Rec	% Rec Limits	Qualifiers
Chloride	mg/L	50	50.5	101	90-110	
Sulfate	mg/L	50	50.5	101	90-110	

MATRIX SPIKE & MATRIX SPIKE DUPLICATE: 5193804 5193805

Parameter	Units	92860109001 Result	MS Spike Conc.	MSD Spike Conc.	MS Result	MSD Result	MS % Rec	MSD % Rec	% Rec Limits	RPD	Max RPD	Qual
Chloride	mg/L	0.80J	50	50	49.7	50.2	98	99	90-110	1	10	
Sulfate	mg/L	0.91J	50	50	49.8	50.4	98	99	90-110	1	10	

MATRIX SPIKE & MATRIX SPIKE DUPLICATE: 5193806 5193807

Parameter	Units	92860117002 Result	MS Spike Conc.	MSD Spike Conc.	MS Result	MSD Result	MS % Rec	MSD % Rec	% Rec Limits	RPD	Max RPD	Qual
Chloride	mg/L	6.5	50	50	55.7	56.0	98	99	90-110	1	10	
Sulfate	mg/L	10.8	50	50	58.0	58.4	94	95	90-110	1	10	

Results presented on this page are in the units indicated by the "Units" column except where an alternate unit is presented to the right of the result.

REPORT OF LABORATORY ANALYSIS

This report shall not be reproduced, except in full,
without the written consent of Pace Analytical Services, LLC.

Pace Analytical Services, LLC
9800 Kincey Ave. Suite 100
Huntersville, NC 28078
(704)875-9092

QUALITY CONTROL DATA

Project: Bowen LF Cells 9&10-Resample
Pace Project No.: 92860117

QC Batch: 1010652
QC Batch Method: EPA 3005A
Analysis Method: EPA 6020B
Analysis Description: WC 6020B MET
Laboratory: Pace Analytical Services - West Columbia
Associated Lab Samples: 92860117001, 92860117002, 92860117003, 92860117004

METHOD BLANK: 5198002 Matrix: Water
Associated Lab Samples: 92860117001, 92860117002, 92860117003, 92860117004

Parameter	Units	Blank Result	Reporting Limit	MDL	Analyzed	Qualifiers
Calcium	mg/L	ND	0.40	0.10	05/19/26 18:57	
Magnesium	mg/L	ND	0.050	0.024	05/19/26 18:57	
Potassium	mg/L	ND	0.40	0.13	05/19/26 18:57	
Sodium	mg/L	ND	0.40	0.083	05/19/26 18:57	

LABORATORY CONTROL SAMPLE: 5198003

Parameter	Units	Spike Conc.	LCS Result	LCS % Rec	% Rec Limits	Qualifiers
Calcium	mg/L	1	1.1	110	80-120	
Magnesium	mg/L	1	1.0	100	80-120	
Potassium	mg/L	1	0.98	98	80-120	
Sodium	mg/L	1	0.98	98	80-120	

MATRIX SPIKE & MATRIX SPIKE DUPLICATE: 5199190 5199191

Parameter	Units	92860117001 Result	MS Spike Conc.	MSD Spike Conc.	MS Result	MSD Result	MS % Rec	MSD % Rec	% Rec Limits	RPD	Max RPD	Qual
Calcium	mg/L	4.6	1	1	5.6	5.8	99	115	75-125	3	20	
Magnesium	mg/L	2.3	1	1	3.2	3.2	90	93	75-125	1	20	
Potassium	mg/L	0.39J	1	1	1.3	1.3	93	95	75-125	1	20	
Sodium	mg/L	3.6	1	1	4.5	4.6	91	97	75-125	1	20	

Results presented on this page are in the units indicated by the "Units" column except where an alternate unit is presented to the right of the result.

REPORT OF LABORATORY ANALYSIS

This report shall not be reproduced, except in full,
without the written consent of Pace Analytical Services, LLC.

Pace Analytical Services, LLC
9800 Kincey Ave. Suite 100
Huntersville, NC 28078
(704)875-9092

QUALITY CONTROL DATA

Project: Bowen LF Cells 9&10-Resample
Pace Project No.: 92860117

QC Batch: 1009991
QC Batch Method: EPA 7470A
Analysis Method: EPA 7470A
Analysis Description: WCOL 7470 Mercury
Laboratory: Pace Analytical Services - West Columbia
Associated Lab Samples: 92860117001, 92860117002, 92860117003, 92860117004

METHOD BLANK: 5194388 Matrix: Water
Associated Lab Samples: 92860117001, 92860117002, 92860117003, 92860117004

Parameter	Units	Blank Result	Reporting Limit	MDL	Analyzed	Qualifiers
Mercury	mg/L	ND	0.00020	0.000091	05/16/26 14:44	

LABORATORY CONTROL SAMPLE: 5194389

Parameter	Units	Spike Conc.	LCS Result	LCS % Rec	% Rec Limits	Qualifiers
Mercury	mg/L	0.002	0.0022	108	80-120	

MATRIX SPIKE & MATRIX SPIKE DUPLICATE: 5197861 5197862

Parameter	Units	92860211001 Result	MS Spike Conc.	MSD Spike Conc.	MS Result	MSD Result	MS % Rec	MSD % Rec	% Rec Limits	RPD	Max RPD	Qual
Mercury	mg/L	ND	0.002	0.002	0.0020	0.0020	99	98	80-120	2	20	1g

Results presented on this page are in the units indicated by the "Units" column except where an alternate unit is presented to the right of the result.

REPORT OF LABORATORY ANALYSIS

This report shall not be reproduced, except in full,
without the written consent of Pace Analytical Services, LLC.

Pace Analytical Services, LLC
9800 Kincey Ave. Suite 100
Huntersville, NC 28078
(704)875-9092

QUALIFIERS

Project: Bowen LF Cells 9&10-Resample
Pace Project No.: 92860117

DEFINITIONS

DF - Dilution Factor, if reported, represents the factor applied to the reported data due to dilution of the sample aliquot.

ND - Not Detected at or above adjusted reporting limit.

TNTC - Too Numerous To Count

J - Estimated concentration above the adjusted method detection limit and below the adjusted reporting limit.

MDL - Adjusted Method Detection Limit.

PQL - Practical Quantitation Limit.

RL - Reporting Limit - The lowest concentration value that meets project requirements for quantitative data with known precision and bias for a specific analyte in a specific matrix.

S - Surrogate

1,2-Diphenylhydrazine decomposes to and cannot be separated from Azobenzene using Method 8270. The result for each analyte is a combined concentration.

Consistent with EPA guidelines, unrounded data are displayed and have been used to calculate % recovery and RPD values.

LCS(D) - Laboratory Control Sample (Duplicate)

MS(D) - Matrix Spike (Duplicate)

DUP - Sample Duplicate

RPD - Relative Percent Difference

NC - Not Calculable.

SG - Silica Gel - Clean-Up

U - Indicates the compound was analyzed for, but not detected.

Acid preservation may not be appropriate for 2 Chloroethylvinyl ether.

A separate vial preserved to a pH of 4-5 is recommended in SW846 Chapter 4 for the analysis of Acrolein and Acrylonitrile by EPA Method 8260.

N-Nitrosodiphenylamine decomposes and cannot be separated from Diphenylamine using Method 8270. The result reported for each analyte is a combined concentration.

Reported results are not rounded until the final step prior to reporting. Therefore, calculated parameters that are typically reported as "Total" may vary slightly from the sum of the reported component parameters.

Pace Analytical is TNI accredited. Contact your Pace PM for the current list of accredited analytes.

TNI - The NELAC Institute.

WORKORDER QUALIFIERS

WO: 92860117

[1] STANTEC

[2] DO NOT DILUTE. MUST MEET REPORTING LIMITS. LET PM KNOW FIRST IF THERE ARE ISSUES.

ANALYTE QUALIFIERS

1g The sample was analyzed in a bracket that contained 11 injections, which is more than the limit of 10 injections per bracket. Because bracketing QC is passing, the data is reported.

This report shall not be reproduced, except in full,
without the written consent of Pace Analytical Services, LLC.

Pace Analytical Services, LLC
9800 Kincey Ave. Suite 100
Huntersville, NC 28078
(704)875-9092

QUALITY CONTROL DATA CROSS REFERENCE TABLE

Project: Bowen LF Cells 9&10-Resample
Pace Project No.: 92860117

Lab ID	Sample ID	QC Batch Method	QC Batch	Analytical Method	Analytical Batch
92860117001	**BOW-GWC-48**	SM 2320B-2021	1011753		
92860117002	**BOW-LF9-10-FD-02**	SM 2320B-2021	1011753		
92860117003	**BOW-LF9-10-FB-02**	SM 2320B-2021	1011753		
92860117004	**BOW-LF9-10-EB-02**	SM 2320B-2021	1011753		
92860117001	**BOW-GWC-48**	EPA 300.0 Rev 2.1 1993	1009821		
92860117002	**BOW-LF9-10-FD-02**	EPA 300.0 Rev 2.1 1993	1009821		
92860117003	**BOW-LF9-10-FB-02**	EPA 300.0 Rev 2.1 1993	1009821		
92860117004	**BOW-LF9-10-EB-02**	EPA 300.0 Rev 2.1 1993	1009821		
92860117001	**BOW-GWC-48**	EPA 3005A	1010652	EPA 6020B	1011249
92860117002	**BOW-LF9-10-FD-02**	EPA 3005A	1010652	EPA 6020B	1011249
92860117003	**BOW-LF9-10-FB-02**	EPA 3005A	1010652	EPA 6020B	1011249
92860117004	**BOW-LF9-10-EB-02**	EPA 3005A	1010652	EPA 6020B	1011249
92860117001	**BOW-GWC-48**	EPA 7470A	1009991	EPA 7470A	1010658
92860117002	**BOW-LF9-10-FD-02**	EPA 7470A	1009991	EPA 7470A	1010658
92860117003	**BOW-LF9-10-FB-02**	EPA 7470A	1009991	EPA 7470A	1010658
92860117004	**BOW-LF9-10-EB-02**	EPA 7470A	1009991	EPA 7470A	1010658

This report shall not be reproduced, except in full,
without the written consent of Pace Analytical Services, LLC.

DC#_Title: ENV-FRM-HUN1-0083 v05_Sample Condition Upon Receipt

Effective Date: 05/24/2024

Laboratory receiving samples:
Asheville ☐ Eden ☐ Greenwood ☐ Huntersville ☐ Raleigh ☐ Mechanicsville ☐ Atlanta ☑ Kernersville ☐

Sample Condition Upon Receipt

Client Name: GA Power

Project #:

WO# : 92860117

92860117

Courier: ☐ Commercial ☐ Fed Ex ☐ UPS ☐ USPS ☑ Client ☐ Pace ☐ Other:

Custody Seal Present? ☐ Yes ☑ No Seals Intact? ☐ Yes ☐ No ☑ N/A

Date/Initials Person Examining Contents: DG 5/13/26

Packing Material: ☑ Bubble Wrap ☐ Bubble Bags ☐ None ☐ Other

Biological Tissue Frozen? ☐ Yes ☐ No ☑ N/A

Thermometer: ☑ IR Gun ID: 214 Type of Ice: ☑ Wet ☐ Blue ☐ None

Cooler Temp: 14.4 Correction Factor: Add/Subtract (°C) 0.0

Temp should be above freezing to 6°C
☑ Samples out of temp criteria. Samples on ice, cooling process has begun

Cooler Temp Corrected (°C): 14.4

USDA Regulated Soil (☐ N/A, water sample)
Did samples originate in a quarantine zone within the United States: CA, NY, or SC (check maps)? ☐ Yes ☐ No

Did samples originate from a foreign source (internationally, including Hawaii and Puerto Rico)? ☐ Yes ☐ No

				Comments/Discrepancy:
Chain of Custody Present?	☑ Yes	☐ No	☐ N/A	1.
Samples Arrived within Hold Time?	☑ Yes	☐ No	☐ N/A	2.
Short Hold Time Analysis (<72 hr.)?	☐ Yes	☑ No	☐ N/A	3.
Rush Turn Around Time Requested?	☐ Yes	☑ No	☐ N/A	4.
Sufficient Volume?	☑ Yes	☐ No	☐ N/A	5.
Correct Containers Used?	☑ Yes	☐ No	☐ N/A	6.
-Pace Containers Used?	☐ Yes	☐ No	☐ N/A	
Containers Intact?	☑ Yes	☐ No	☐ N/A	7.
Dissolved analysis: Samples Field Filtered?	☐ Yes	☐ No	☑ N/A	8.
Sample Labels Match COC? -Includes Date/Time/ID/Analysis Matrix: WG/WQ	☑ Yes	☐ No	☐ N/A	9.
Headspace in VOA Vials (>5-6mm)?	☐ Yes	☐ No	☑ N/A	10.
Trip Blank Present?	☐ Yes	☐ No	☑ N/A	11.
Trip Blank Custody Seals Present?	☐ Yes	☐ No	☑ N/A	

Field Data Required? ☐ Yes ☐ No

COMMENTS/SAMPLE DISCREPANCY

Lot ID of split containers:

CLIENT NOTIFICATION/RESOLUTION

Person contacted: Date/Time:

Project Manager SCURF Review: Date:

Project Manager SRF Review: Date:

WO#: 92860117

PM: BV Due Date: 05/29/26

CLIENT: 92-GP-BOWLF

*Check mark top half of box if pH and/or dechlorination is verified and within the acceptance range for preservation samples.
Exceptions: VOA, Coliform, TOC, Oil and Grease, DRO/8015 (water) DOC, LLHg
**Bottom half of box is to list number of bottles
***Check all unpreserved Nitrates for chlorine

Project #

Laboratory Receiving Location: Asheville ☐ Eden ☐ Greenwood ☐ Huntersville ☐ Raleigh ☐ Mechanicsville ☐ Atlanta ☐ Kernersville ☐

Client_____ Profile/EZ (Circle one)_____ Notes_____

Item#	BP4U-125 mL Plastic Unpreserved (N/A) (Cl-)	BP3U-250 mL Plastic Unpreserved (N/A)	BP2U-500 mL Plastic Unpreserved (N/A)	BP1U-1 liter Plastic Unpreserved (N/A)		BP4S-125 mL Plastic H2SO4 (pH < 2) (Cl-)	BP3N-250 mL plastic HNO3 (pH < 2)	BP4Z-125 mL Plastic ZN Acetate & NaOH (>9)	BP4B-125 mL Plastic NaOH (pH > 12) (Cl-)	WGFU-Wide-mouthed Glass jar Unpreserved	AG1U-1 liter Amber Unpreserved (N/A) (Cl-)	AG1H-1 liter Amber HCl (pH < 2)	AG3U-250 mL Amber Unpreserved (N/A) (Cl-)	AG1S-1 liter Amber H2SO4 (pH < 2)	AG3S-250 mL Amber H2SO4 (pH < 2)	DG94-40 mL Amber NH4Cl (N/A)(Cl-)	DG9H-40 mL VOA HCl (N/A)	VG9T-40 mL VOA Na2S2O3 (N/A)	VG9U-40 mL VOA Unpreserved (N/A)	DG9V-40 mL VOA H3PO4 (N/A)	KP7U-50 mL Plastic Unpreserved (N/A)	V/GK (3 vials per kit)-VPH/Gas kit (N/A)	SP5T-125 mL Sterile Plastic (N/A – lab)	SP2T-250 mL Sterile Plastic (N/A – lab)		BP3R-250 mL Plastic (NH2)2SO4 (9.3-9.7)	AG0U-100 mL Amber Unpreserved (N/A) (Cl-)	VSGU-20 mL Scintillation vials (N/A)	DG9U-40 mL Amber Unpreserved vials (N/A)
CC																													
1		3					1																						
2		3					1																						
3		2					1																						
4		2					1																						
5																													
6																													
7																													
8																													
9																													
10																													
11																													
12																													

pH Adjustment Log for Preserved Samples

Sample ID	Type of Preservative	pH upon receipt	Date preservation adjusted	Time preservation adjusted	Amount of Preservative added	Lot #

Note: Whenever there is a discrepancy affecting North Carolina compliance samples, a copy of this form will be sent to the North Carolina DENR Certification Office (i.e. Out of hold, incorrect preservative, out of temp, incorrect containers.

Pace® Location Requested (City/State):
Pace Analytical Charlotte
9800 Kincey Ave Suite 100, Huntersville, NC 28078

CHAIN-OF-CUSTODY Analytical Request Document

Chain-of-Custody is a LEGAL DOCUMENT - Complete all relevant fields

LAB USE ONLY- Affix Workorder/Login Label Here

92860117

Scan QR Code for Instructions

Company Name:	Georgia Power - Bowen	Contact/Report To:	Kristen Jurinko, Kevin Stephenson, Stantec Group
Street Address:	241 Ralph McGill Blvd NE BIn 10160 Atlanta, GA 30308	Phone #: (470) 217-0008; (404) 831-4407 E-Mail: knjurink@southernco.com; kmstephe@southernco.com Cc E-Mail: Laura Midkiff, Ben Hodges, Mike Smilley, Noelia Gangi	
Customer Project #:			
Project Name:	Bowen LF Cells 9&10 Resample	Invoice To:	Account Payable
		Invoice Email:	georgiapowerinvoices@southernco.com
Site Collection Info/Facility ID (as applicable):		Purchase Order # (if applicable):	GPC82474-0006
		Quote #:	
Time Zone Collected: [ ] AK [ ] PT [ ] MT [ ] CT [X] ET		County / State origin of sample(s):	Georgia

Data Deliverables:
[ ] Level II [ ] Level III [ ] Level IV
[ ] EQUIS
[ ] Other_____

Regulatory Program (DW, RCRA, etc.) as applicable: Reportable [ ] Yes [ ] No

Rush (Pre-approval required):
[ ] Same Day [ ] 1 Day [ ] 2 Day [ ] 3 Day Other _____

Date Results Requested:

DW PWSID # or WW Permit # as applicable:

Field Filtered (if applicable): [ ] Yes [ ] No
Analysis:

* Matrix Codes (Insert in Matrix box below): Drinking Water (DW), Ground Water (GW), Wastewater (WW), Product (P), Soil/Solid (SS), Oil (OL), Wipe (WP), Tissue (TS), Bioassay (B), Vapor (V), Surface Water (SW), Sediment (SED), Sludge (SL), Caulk (CK), Leachate (LL), Biosolid (BS), Other (OT)

Specify Container Size **: 3 3 3
Identify Container Preservative Type***: 1 2 1
Analysis Requested

**Container Size: (1) 1L, (2) 500mL, (3) 250mL, (4) 125mL, (5) 100mL, (6) 40mL vial, (7) EnCore, (8) TerraCore, (9) 90mL, (10) Other
*** Preservative Types: (1) None, (2) HNO3, (3) H2SO4, (4) HCl, (5) NaOH, (6) Zn Acetate, (7) NaHSO4, (8) Sod. Thiosulfate, (9) Ascorbic Acid, (10) MeOH, (11) Other

Lab Use Only
Proj. Mgr: Bonnie Vang
AcctNum / Client ID:
Table #:
Profile / Template: 16492
Prelog / Bottle Ord. ID: EZ 3407795

Customer Sample ID	Matrix *	Comp / Grab	Composite Start Date	Composite Start Time	Collected or Composite End Date	Collected or Composite End Time	# Cont.	Res. Chlorine Result	Res. Chlorine Units	Bicarbonate Alkalinity	6020/7470-Ca, Mg, K, Na, Hg	300.0-Cl, SO4	Sample Comment	Preservation non-conformance identified for sample.
BOW-GWC-48	WG	G			5/13/26	1135	3			X	X	X	001	
BOW-LF9-10-FD-02	WG	G			5/13/26	—	3			X	X	X	002	
BOW-LF9-10-FB-02	WQ	G			5/13/26	1150	3			X	X	X	003	
BOW-LF9-10-EB-02	WQ	G			5/13/26	1255	3			X	X	X	004	

Additional instructions from Pace®:
Task Code: BOW-CCR-ASSMT-2026S1R1
App I: Mercury
Calcium, Chloride, Sulfate
Magnesium, Potassium, Sodium
App III:
Additional Metals:

Collected By: (Printed Name) Shannon Northen, Ori Kimhi
Signature:
EnSafe

Customer Remarks / Special Conditions / Possible Hazards:

Coolers: Thermometer ID: Correction Factor (°C): Obs. Temp. (°C): Corrected Temp (°C): On Ice:

Relinquished by/Company: (Signature)	Date/Time:	Received by/Company: (Signature)	Date/Time:	Tracking Number:
EnSafe	5/13/26 1426		5/13/26 1426	
Relinquished by/Company: (Signature)	Date/Time:	Received by/Company: (Signature)	Date/Time:	Delivered by: [ ] In-Person [ ] Courier
Relinquished by/Company: (Signature)	Date/Time:	Received by/Company: (Signature)	Date/Time:	[ ] FedEX [ ] UPS [ ] Other
Relinquished by/Company: (Signature)	Date/Time:	Received by/Company: (Signature)	Date/Time:	Page: 1 of 1

Submitting a sample via this chain of custody constitutes acknowledgment and acceptance of the Pace® Terms and Conditions found at https://www.pacelabs.com/resource-library/resource/pace-terms-and-conditions/

ENV-FRM-CORO-0019_v03_110123-0

DATA USABILITY SUMMARY

Stantec reviewed two data packages from Pace Analytical for the analysis of water samples collected from February 17 thru 24, and a resampling event May 13, 2026, at the Georgia Power Bowen Plant site (Cells 1 & 2). Samples were collected according to the 2022 CCR Permit Groundwater Monitoring Plan (CCR Permit No. 008-018D [CCR]).

Intended Use of Data: To delineate concentrations of constituents of concern in site groundwater.

Analyses requested included:

- SW-846-6020B – Metals by inductively coupled plasma - mass spectrometry (ICP/MS)
- SW-846 7470A – Mercury by manual cold-vapor
- EPA 300 Rev 2.1 – Chloride, fluoride, and sulfate by ion chromatography
- SM 2320B – 2011 - Alkalinity
- SM 2540C - 2015 – Total dissolved solids (TDS)

Data were reviewed and validated as described in the field sampling plan and the *National Functional Guidelines for Inorganic Superfund Methods Data Review* (November 2020). The results of the review/validation are discussed in this Data Usability Summary (DUS) and associated electronic data deliverable (EDD).

DATA REVIEW/VALIDATION RESULTS

Introduction

Twenty-four (24) groundwater samples, three (3) field blanks, three (3) equipment blanks, and three (3) field duplicate samples were analyzed for one or more of the analyses listed above. In addition, one (1) sample, field duplicate, field blank, and equipment blank were resampled and submitted for a subset of analyses listed above. Table 1 lists the field identifications cross-referenced to laboratory identifications. Table 2 is a summary of qualified data. Tables 3a – 3c summarize field duplicate results.

Analytical Results

The data packages contain a minimum of one quality control batch per analytical method analyzed. The quality control batch identifies the laboratory QC samples that correspond to the designated field samples. Not detected results are reported as less than the value of the method detection limit (MDL).

Preservation and Holding Times

The samples were evaluated for agreement with the chain-of-custody forms. The samples were received in the appropriate containers with the paperwork filled out properly. The laboratory sample condition upon receipt forms indicates all samples were received at temperatures of 3.3°C and 3.6°C. The resampling event cooler temperature was noted received at 13.6°C however the cooler was received at the laboratory approximately 2 hours after collection and therefore did not have time to cool to temperature yet; no qualification was necessary. All samples were analyzed within the technical holding time. No data were qualified.

Calibrations

Case narratives indicate Initial and continuing calibration verification data were within method

acceptance criteria with the following exception.

- The continuing calibration verification (CCV) for beryllium in batch 993263 was above laboratory acceptance limits. The concentration of beryllium was not detected in the associated samples and since the bias was high, no qualification was necessary.

Blanks

Laboratory Method Blanks. No contamination was detected in any of the laboratory method blanks with the following exception.

- Vanadium was detected in method blank 5106182 at a concentration below the reporting limit. Associated detected samples results with concentrations less than 10 times the blank have been qualified as estimated with a high bias (J+).

Field Blanks. Field blanks (BOW-LF1-2-FB-09, BOW-LF1-2-EB-09, BOW-LF1-2-FB-10, BOW-LF1-2-EB-10, BOW-LF1-2-FB-11, BOW-LF1-2-EB-11, BOW-LF1-2-FB-01, and BOW-LF1-2-EB-01) were analyzed for the full suite of sample analyses and all analytes were reported as not detected with the following exception.

- Zinc was detected in BOW-LF1-2 EB-10 at a concentration below the reporting limit. Associated detected samples results with concentrations less than 10 times the blank have been qualified as estimated with a high bias (J+).

Laboratory Control Samples

Laboratory control sample (LCS) and laboratory control sample duplicate (LCSD) recoveries met the laboratory acceptance criteria for all analyses with the following exception.

- The CCV for beryllium in batch 993263 was above laboratory acceptance limits. The LCS recovery of beryllium was within acceptance limits and therefore no qualification was necessary.

Matrix Spike/Matrix Spike Duplicates

Site-specific MS/MSD precision and accuracy results were within the laboratory acceptance criteria with the following exceptions:

- Calcium and magnesium in sample BOW-GWA-1, calcium in sample BOW-GWC-8RR, and magnesium in sample BOW-GWC-14Z had MS percent recoveries outside of laboratory acceptance criteria. However, the spiking concentrations were less than 30% of the concentration reported for the parent sample and therefore not appropriate for evaluation.

Laboratory Duplicates

Appropriate analytical duplicates were analyzed and RPDs were within the laboratory acceptance criteria.

Analyte Quantitation and Sensitivity

All results were reported to the MDLs in mg/L.

Positive results that were less than the reporting limit (RL), but greater than the MDL were qualified “J,”

as estimated concentrations by the laboratory, due to increased uncertainty near the detection limit. These qualified results were retained in this assessment. Sample results reported between the MDL and RL are usable as estimated values with an unknown directional bias.

All RLs were less than five times (<5X) the reported MDLs with the following exceptions:

- Boron (6.45X)

Metals (6020): Several samples required dilution to bring the target calcium concentrations into the calibration range. Elevated MDLs and RLs were reported as required.

Field Precision

Four sets of field duplicate samples were collected for this sampling event (see Tables 3a, 3b, 3c, and 3d for sample/duplicate identification and precision calculations). The calculated RPDs between sample and duplicate were within the QAPP acceptance criteria of 25% for all analytes detected above five times the RL. For results reported less than five times the RL, with a difference between sample and duplicate less than two times the RL are also considered acceptable (qualified "A*"). All field duplicate precision was considered acceptable with the following exception.

- TDS in the field duplicate pair BOW-GWA-3A / BOW-LF1-2-FD-09 had a high RPD and both the parent and duplicate have been qualified as estimated (J).

Summary

The groundwater analytical data are usable for the purpose of determining current concentrations of COCs in this medium at the affected property. A summary of qualified data is presented in Table 2 below.

References:

2022 CCR Permit Groundwater Monitoring Plan (CCR Permit No. 008-018D [CCR]

United State Environmental Protection Agency (USEPA), 2020. National Functional Guidelines for Superfund Inorganic Methods Data Review. November.

Table 1 – Cross-Reference between Laboratory and Field Identifications

Field Identification	Laboratory Identification	SDG	Analyses	Sample Date
BOW-GWC-6	92845506001	92845506	6020, 7470, 300, 2320B, 2540C	02/20/26 10:46
BOW-GWC-6RZ	92845506002	92845506	6020, 7470, 300, 2320B, 2540C	02/20/26 10:23
BOW-GWC-11R	92845506003	92845506	6020, 7470, 300, 2320B, 2540C	02/20/26 11:04
BOW-GWC-13RZ	92845506004	92845506	6020, 7470, 300, 2320B, 2540C	02/20/26 09:50
BOW-LF1-2-FD-11	92845506005	92845506	6020, 7470, 300, 2320B, 2540C	02/20/26 00:00

Field Identification	Laboratory Identification	SDG	Analyses	Sample Date
BOW-LF1-2-FB-11	92845506006	92845506	6020, 7470, 300, 2320B, 2540C	02/20/26 11:28
BOW-LF1-2-EB-11	92845506007	92845506	6020, 7470, 300, 2320B, 2540C	02/20/26 11:35
BOW-GWA-1	92845506009	92845506	6020, 7470, 300, 2320B, 2540C	02/18/26 13:38
BOW-GWA-2	92845506010	92845506	6020, 7470, 300, 2320B, 2540C	02/18/26 12:23
BOW-GWA-2R	92845506011	92845506	6020, 7470, 300, 2320B, 2540C	02/18/26 14:41
BOW-GWA-3A	92845506012	92845506	6020, 7470, 300, 2320B, 2540C	02/17/26 16:10
BOW-GWA-4RZ	92845506013	92845506	6020, 7470, 300, 2320B, 2540C	02/18/26 09:51
BOW-GWA-50	92845506014	92845506	6020, 7470, 300, 2320B, 2540C	02/17/26 12:18
BOW-GWA-50R	92845506015	92845506	6020, 7470, 300, 2320B, 2540C	02/17/26 13:42
BOW-GWC-5	92845506016	92845506	6020, 7470, 300, 2320B, 2540C	02/19/26 15:08
BOW-GWC-7Z	92845506017	92845506	6020, 7470, 300, 2320B, 2540C	02/19/26 11:24
BOW-GWC-8Z	92845506018	92845506	6020, 7470, 300, 2320B, 2540C	02/19/26 14:05
BOW-GWC-8RR	92845506019	92845506	6020, 7470, 300, 2320B, 2540C	02/19/26 15:37
BOW-GWC-9	92845506020	92845506	6020, 7470, 300, 2320B, 2540C	02/18/26 15:27
BOW-GWC-10	92845506021	92845506	6020, 7470, 300, 2320B, 2540C	02/19/26 10:27
BOW-GWC-10R	92845506022	92845506	6020, 7470, 300, 2320B, 2540C	02/19/26 12:07
BOW-GWC-11	92845506023	92845506	6020, 7470, 300, 2320B, 2540C	02/19/26 15:40
BOW-GWC-12	92845506024	92845506	6020, 7470, 300, 2320B, 2540C	02/18/26 16:07
BOW-GWC-13	92845506025	92845506	6020, 7470, 300, 2320B, 2540C	02/19/26 10:33
BOW-LF1-2-FD-09	92845506026	92845506	6020, 7470, 300, 2320B, 2540C	02/17/26 00:00
BOW-LF1-2-FD-10	92845506027	92845506	6020, 7470, 300, 2320B, 2540C	02/19/26 00:00
BOW-LF1-2-FB-09	92845506028	92845506	6020, 7470, 300, 2320B, 2540C	02/17/26 16:01

Field Identification	Laboratory Identification	SDG	Analyses	Sample Date
BOW-LF1-2-FB-10	92845506029	92845506	6020, 7470, 300, 2320B, 2540C	02/19/26 16:06
BOW-LF1-2-EB-09	92845506030	92845506	6020, 7470, 300, 2320B, 2540C	02/17/26 16:08
BOW-LF1-2-EB-10	92845506031	92845506	6020, 7470, 300, 2320B, 2540C	02/19/26 16:13
BOW-GWC-14Z	92845506032	92845506	6020, 7470, 300, 2320B, 2540C	02/24/26 11:27
BOW-GWC-15R	92845506033	92845506	6020, 7470, 300, 2320B, 2540C	02/24/26 12:31
BOW-GWC-15Z	92845506034	92845506	6020, 7470, 300, 2320B, 2540C	02/24/26 14:36
BOW-GWC-5	92860109001	92860109	6020, 7470, 300, 2320B, 2540C	05/13/26 11:32
BOW-LF1-2-FD-01	92860109002	92860109	6020, 300, 2320B	05/13/26 00:00
BOW-LF1-2-FB-01	92860109003	92860109	6020, 300, 2320B	05/13/26 12:20
BOW-LF1-2-EB-01	92860109004	92860109	6020, 300, 2320B	05/13/26 12:45

Table 2 – Qualified Analytical Data

Field Identification	Analyte	Qualification	Reason for Qualification
BOW-GWC-13	Vanadium	J+ / BLL	Detected in MB
BOW-GWC-8RR	Vanadium	J+ / BLL	Detected in MB
BOW-GWC-10	Zinc	J+ / BFL	Detected in FB
BOW-GWC-13	Zinc	J+ / BFL	Detected in FB
BOW-GWA-3A	TDS	J / FD1	High FD RPD
BOW-LF1-2-FD-09	TDS	J / FD1	High FD RPD

BFL – Blank Field Low – detected in field blank below the reporting limit.
BLL – Blank Lab Low – detected in laboratory method blank below the reporting limit.
FD1 – High field duplicate RPD
J – Estimated data
J+ – Estimated data with a high bias; the reported quantitation limit or sample concentration is approximated due to exceedance of one or more QC requirements.

Table 3a – Field Precision

Field Identification	Analyte	Sample Result (mg/L)	Duplicate Result (mg/L)	RPD[a]	Qualified
BOW-GWA-3A / BOW-LF1-2-FD-09	Chloride	10.5	10.6	0.9%	A
	Sulfate	2.7	2.8	<5XRL, <2XRL	A*
	Barium	0.0079	0.0082	<5XRL, <2XRL	A*
	Calcium	24.1	24.5	1.6%	A
	Selenium	0.00050 U	0.00051 J	<5XRL, <2XRL	A*
	Chromium	0.00080 J	0.00063 J	<5XRL, <2XRL	A*
	Iron	0.028 J	NA	NC	None
	Magnesium	12.5	NA	NC	None
	Potassium	1.4	NA	NC	None
	Sodium	6.1	NA	NC	None
	Zinc	0.0017 J	NA	NC	None
	Alkalinity	103	NA	NC	None
	Bicarbonate	103	NA	NC	None
	TDS	57	119	<5XRL, >2XRL	J

[a] RPD = ((SR - DR)*200)/(SR + DR)
A - Acceptable Data.
A* - Acceptable data where results were less than 5X the RDL and the difference between sample and duplicate was less than 2X the RDL.
J – Estimated; detected between the MDL and RL
NA – not analyzed
NC – not calculated
U – not detected

Table 3b – Field Precision

Field Identification	Analyte	Sample Result (mg/L)	Duplicate Result (mg/L)	RPD[a]	Qualified
BOW-GWC-10R / BOW-LF1-2-FD-10	Chloride	2.5	2.5	<5XRL, <2XRL	A*
	Sulfate	0.98 J	0.98 J	<5XRL, <2XRL	A*
	Chromium	0.00035 J	0.00033 J	<5XRL, <2XRL	A*
	Barium	0.032	0.032	0.0%	A
	Calcium	44.2	46.8	5.7%	A
	Iron	0.073	NA	NC	None
	Magnesium	9.4	NA	NC	None
	Potassium	0.89	NA	NC	None
	Sodium	3.4	NA	NC	None
	Manganese	0.018	NA	NC	None
	Alkalinity	150	NA	NC	None
	Bicarbonate	150	NA	NC	None
	TDS	147	158	7.2%	A

[a] RPD = ((SR - DR)*200)/(SR + DR)
A - Acceptable Data.
A* - Acceptable data where results were less than 5X the RDL and the difference between sample and duplicate was less than 2X the RDL.
J – Estimated; detected between the MDL and RL
NA – not analyzed
NC – not calculated
U – not detected

Table 3c – Field Precision

Field Identification	Analyte	Sample Result (mg/L)	Duplicate Result (mg/L)	RPD[a]	Qualified
BOW-GWC-11R / BOW-LF1-2-FD-11	Chloride	1.6	1.6	<5XRL, <2XRL	A*
	Sulfate	1.7	1.7	<5XRL, <2XRL	A*
	Barium	0.020	0.019	<5XRL, <2XRL	A*
	Calcium	32.9	32.4	1.5%	A
	Antimony	0.00100 J	0.00098 J	<5XRL, <2XRL	A*
	Arsenic	0.0012 J	0.0013 J	<5XRL, <2XRL	A*
	Vanadium	0.0011 U	0.0012 J	<5XRL, <2XRL	A*
	Chromium	0.0044 J	0.0044 J	<5XRL, <2XRL	A*
	Iron	0.031 J	NA	NC	None
	Magnesium	18.7	NA	NC	None
	Potassium	1.2	NA	NC	None
	Sodium	1.1	NA	NC	None
	Alkalinity	140	NA	NC	None
	Bicarbonate	140	NA	NC	None
	TDS	146	148	1.4%	A

[a] RPD = ((SR - DR)*200)/(SR + DR)
A - Acceptable Data.
A* - Acceptable data where results were less than 5X the RDL and the difference between sample and duplicate was less than 2X the RDL.
J – Estimated; detected between the MDL and RL
NA – not analyzed
NC – not calculated
U – not detected

Table 3d – Field Precision

Field Identification	Analyte	Sample Result (mg/L)	Duplicate Result (mg/L)	RPD[a]	Qualified
BOW-GWC-5 / BOW-LF1-2-FD-01	Chloride	0.80 J	0.80 J	<5XRL, <2XRL	A*
	Sulfate	0.91 J	0.91 J	<5XRL, <2XRL	A*
	Beryllium	0.00064	0.00064	<5XRL, <2XRL	A*
	Calcium	1.3	1.3	<5XRL, <2XRL	A*
	Magnesium	0.28	0.28	0.0 %	A
	Potassium	1.2	1.2	<5XRL, <2XRL	A*
	Sodium	1.2	1.2	<5XRL, <2XRL	A*

[a] RPD = ((SR - DR)*200)/(SR + DR)
A - Acceptable Data.
A* - Acceptable data where results were less than 5X the RDL and the difference between sample and duplicate was less than 2X the RDL.
J – Estimated; detected between the MDL and RL

DATA USABILITY SUMMARY

Stantec reviewed one data package from Pace Analytical for the analysis of water samples collected from February 12 through 17, 2026, at the Georgia Power Bowen Plant site (Cells 3 & 4). Samples were collected according to the 2022 CCR Permit Groundwater Monitoring Plan (CCR Permit No. 008-018D [CCR]).

Intended Use of Data: To delineate concentrations of constituents of concern in site groundwater.

Analyses requested included:

- SW-846-6020B – Metals by inductively coupled plasma - mass spectrometry (ICP/MS)
- SW-846 7470A – Mercury by manual cold-vapor
- EPA 300 Rev 2.1 – Chloride, fluoride, and sulfate by ion chromatography
- SM 2320B – 2011 - Alkalinity
- SM 2540C - 2015 – Total dissolved solids (TDS)

Data were reviewed and validated as described in the field sampling plan and the *National Functional Guidelines for Inorganic Superfund Methods Data Review* (November 2020). The results of the review/validation are discussed in this Data Usability Summary (DUS) and associated electronic data deliverable (EDD).

DATA REVIEW/VALIDATION RESULTS

Introduction

Sixteen (16) groundwater samples, two (2) field blanks, two (2) equipment blanks, and two (2) field duplicate samples were analyzed for one or more of the analyses listed above. Table 1 lists the field identifications cross-referenced to laboratory identifications. Table 2 is a summary of qualified data. Tables 3a – 3b summarize field duplicate results.

Analytical Results

The data packages contain a minimum of one quality control batch per analytical method analyzed. The quality control batch identifies the laboratory QC samples that correspond to the designated field samples. Not detected results are reported as less than the value of the method detection limit (MDL).

Preservation and Holding Times

The samples were evaluated for agreement with the chain-of-custody forms. The samples were received in the appropriate containers with the paperwork filled out properly. The laboratory sample condition upon receipt forms indicates all samples were received at temperature range of 3.2°C to 4.8°C. All samples were analyzed within the technical holding time. No data were qualified.

Calibrations

Case narratives indicate Initial and continuing calibration verification data were within method acceptance criteria with the following exception.

- The continuing calibration verification (CCV) for beryllium in batch 991018 was above laboratory acceptance limits (lab qualifier “2g”). The concentration of beryllium was not detected in the associated samples and since the bias was high, no additional qualification was necessary.

Blanks

Laboratory Method Blanks. No contamination was detected in any of the laboratory method blanks with the following exceptions:

- Chromium and manganese were detected in the method blank 4910956 at a concentration (0.0016J, 0.0017J) below the reporting limit. Associated sample results were reported as not detected and since the bias is high, no qualification was necessary.
- Mercury was detected in the method blank 4909892 at a concentration (0.00017J) below the reporting limit. Associated sample results were reported as not detected and since the bias is high, no qualification was necessary.

Field Blanks. Field blanks (BOW-LF3-4-FB-05, BOW-LF3-4-EB-05, BOW-LF3-4-FB-06, and BOW-LF3-4-EB-06) were analyzed for the full suite of sample analyses and all analytes were not detected with the following exceptions.

- Chromium, Zinc, and mercury were detected in the blank BOW-LF3-4-EB-06 at concentrations below the reporting limit. Associated sample results for mercury were reported as not detected and since the bias is high, no qualification was necessary. Associated chromium and zinc results reported with concentrations less than 10 times the blank concentration have been qualified as estimated with a high bias (J+).

Laboratory Control Samples

Laboratory control sample (LCS) and laboratory control sample duplicate (LCSD) recoveries met the laboratory acceptance criteria for all analyses with the following exception.

- The CCV for beryllium in batch 991018 was above laboratory acceptance limits (lab qualifier "1g"). The LCS recovery of beryllium was within acceptance limits and therefore no qualification was necessary.

Matrix Spike/Matrix Spike Duplicates

Site-specific MS/MSD precision and accuracy results were within the laboratory acceptance criteria.

Laboratory Duplicates

Appropriate analytical duplicates were analyzed and RPDs were within the laboratory acceptance criteria.

Analyte Quantitation and Sensitivity

All results were reported to the MDLs in mg/L.

Positive results that were less than the reporting limit (RL), but greater than the MDL were qualified "J," as estimated concentrations by the laboratory, due to increased uncertainty near the detection limit. These qualified results were retained in this assessment. Sample results reported between the MDL and RL are usable as estimated values with an unknown directional bias.

All RLs were less than five times (<5X) the reported MDLs with the following exceptions:

- Boron (6.45X)

Metals (6020): Several samples required dilution to bring the target calcium and/or magnesium concentrations into the calibration range. Elevated MDLs and RLs were reported as required.

Field Precision

Two sets of field duplicate samples were collected for this sampling event (see Tables 3a and 3b for sample/duplicate identification and precision calculations). The calculated RPDs between sample and duplicate were within the QAPP acceptance criteria of 25% for all analytes detected above five times the RL. For results reported less than five times the RL, with a difference between sample and duplicate less than two times the RL are also considered acceptable (qualified "A*"). All field duplicate precision was considered acceptable.

Summary

The groundwater analytical data are usable for the purpose of determining current concentrations of COCs in this medium at the affected property. A summary of qualified data is presented in Table 2 below.

References:

2022 CCR Permit Groundwater Monitoring Plan (CCR Permit No. 008-018D)

United State Environmental Protection Agency (USEPA), 2020. National Functional Guidelines for Superfund Inorganic Methods Data Review. November.

Table 1 – Cross-Reference between Laboratory and Field Identifications

Field Identification	Laboratory Identification	SDG	Analyses	Sample Date
BOW-GWC-36A	92844150001	92844150	6020, 7470, 300, 2320B, 2540C	02/12/26 10:52
BOW-GWC-36RA	92844150002	92844150	6020, 7470, 300, 2320B, 2540C	02/12/26 13:36
BOW-GWC-37	92844150003	92844150	6020, 7470, 300, 2320B, 2540C	02/12/26 13:08
BOW-GWC-38	92844150004	92844150	6020, 7470, 300, 2320B, 2540C	02/12/26 16:20
BOW-GWC-18	92844150005	92844150	6020, 7470, 300, 2320B, 2540C	02/12/26 11:55
BOW-GWC-18R	92844150006	92844150	6020, 7470, 300, 2320B, 2540C	02/12/26 13:05
BOW-GWC-19R	92844150007	92844150	6020, 7470, 300, 2320B, 2540C	02/12/26 14:37
BOW-GWC-20R	92844150008	92844150	6020, 7470, 300, 2320B, 2540C	02/12/26 15:49
BOW-GWC-24R	92844150009	92844150	6020, 7470, 300, 2320B, 2540C	02/12/26 14:38

Field Identification	Laboratory Identification	SDG	Analyses	Sample Date
BOW-LF3-4-FD-05	92844150010	92844150	6020, 7470, 300, 2320B, 2540C	02/12/26 00:00
BOW-LF3-4-FB-05	92844150011	92844150	6020, 7470, 300, 2320B, 2540C	02/12/26 15:30
BOW-LF3-4-EB-05	92844150012	92844150	6020, 7470, 300, 2320B, 2540C	02/12/26 15:40
BOW-GWC-16R	92844150013	92844150	6020, 7470, 300, 2320B, 2540C	02/13/26 09:50
BOW-GWC-17R	92844150014	92844150	6020, 7470, 300, 2320B, 2540C	02/13/26 10:40
BOW-GWC-22R	92844150015	92844150	6020, 7470, 300, 2320B, 2540C	02/13/26 11:48
BOW-GWC-23R	92844150016	92844150	6020, 7470, 300, 2320B, 2540C	02/13/26 09:56
BOW-GWC-25	92844150017	92844150	6020, 7470, 300, 2320B, 2540C	02/16/26 11:02
BOW-GWC-25R	92844150018	92844150	6020, 7470, 300, 2320B, 2540C	02/13/26 11:47
BOW-LF3-4-FD-06	92844150019	92844150	6020, 7470, 300, 2320B, 2540C	02/16/26 00:00
BOW-LF3-4-FB-06	92844150020	92844150	6020, 7470, 300, 2320B, 2540C	02/16/26 15:56
BOW-LF3-4-EB-06	92844150021	92844150	6020, 7470, 300, 2320B, 2540C	02/16/26 16:00
BOW-GWC-21R	92844150022	92844150	6020, 7470, 300, 2320B, 2540C	02/17/26 09:56

Table 2 – Qualified Analytical Data

Field Identification	Analyte	Qualification	Reason for Qualification
BOW-GWC-25	Chromium	J+ / BFL	Detected in EB
BOW-LF3-4-FD-06	Chromium	J+ / BFL	Detected in EB
BOW-GWC-25	Zinc	J+ / BFL	Detected in EB

BFL – Blank Field Low – detected in field blank below the reporting limit.
MS1 – MS percent recovery outside limits
MS2 – MS relative percent difference outside limits.
J – Estimated data; the reported quantitation limit or sample concentration is approximated due to exceedance of one or more QC requirements.
J+ - estimated with a high bias.

Table 3a – Field Precision

Field Identification	Analyte	Sample Result (mg/L)	Duplicate Result (mg/L)	RPD[a]	Qualified
BOW-GWC-36A / BOW-LF3-4-FD-05	Bicarbonate	195	NA	NC	None
	Alkalinity	195	NA	NC	None
	TDS	224	200	11.3%	A
	Chloride	2.9	2.9	<5xRL, <2xRL	A*
	Sulfate	13.6	13.8	1.5%	A
	Barium	0.032	0.030	6.5%	A
	Beryllium	0.00024 J	0.00015 U	<5xRL, <2xRL	A*
	Boron	0.025 J	0.015 J	<5xRL, <2xRL	A*
	Calcium	41.6	43.3	4.0%	A
	Chromium	0.00063 J	0.00053 J	<5xRL, <2xRL	A*
	Vanadium	0.0023 J	0.0013 J	<5xRL, <2xRL	A*
	Iron	0.048	NA	NC	None
	Magnesium	23.6	NA	NC	None
	Manganese	0.0063	NA	NC	None
	Potassium	1.5	NA	NC	None
	Selenium	0.00050 J	0.00050 U	<5xRL, <2xRL	A*
	Sodium	2.0	NA	NC	None
	Zinc	0.0090 J	0.0082 J	<5xRL, <2xRL	A*

[a] RPD = ((SR - DR)*200)/(SR + DR)
A - Acceptable Data.
A* - Acceptable data where results were less than 5X the RDL and the difference between sample and duplicate was less than 2X the RDL.
J – Estimated; detected between the MDL and RL
NA – not analyzed
NC – not calculated
U – not detected

Table 3b – Field Precision

Field Identification	Analyte	Sample Result (mg/L)	Duplicate Result (mg/L)	RPD[a]	Qualified
BOW-GWC-25 / BOW-LF3-4-FD-06	Bicarbonate	214	NA	NC	None
	Alkalinity	214	NA	NC	None
	TDS	238	245	2.9%	A
	Chloride	12.2	12.3	0.8%	A
	Sulfate	10.9	11.0	0.9%	A
	Barium	0.027	0.027	0.0%	A
	Calcium	45.6	45.4	0.4%	A
	Chromium	0.00084 J	0.00073 J	<5xRL, <2xRL	A*
	Iron	0.039 J	NA	NC	None
	Magnesium	25.6	NA	NC	None
	Manganese	0.0023 J	NA	NC	None
	Potassium	1.6	NA	NC	None
	Sodium	10	NA	NC	None
	Zinc	0.0022 J	0.0014 U	<5xRL, <2xRL	A*

[a] RPD = ((SR - DR)*200)/(SR + DR)
A - Acceptable Data.
A* - Acceptable data where results were less than 5X the RDL and the difference between sample and duplicate was less than 2X the RDL.
J – Estimated; detected between the MDL and RL
NA – not analyzed
NC – not calculated
U – not detected

DATA USABILITY SUMMARY

Stantec reviewed one data package from Pace Analytical for the analysis of water samples collected from February 24 through March 2, 2026, at the Georgia Power Bowen Plant site (Cells 5 & 8). Samples were collected according to the 2022 CCR Permit Groundwater Monitoring Plan (CCR Permit No. 008-018D [CCR]).

Intended Use of Data: To delineate concentrations of constituents of concern in site groundwater.

Analyses requested included:

- SW-846-6020B – Metals by inductively coupled plasma - mass spectrometry (ICP/MS)
- SW-846 7470A – Mercury by manual cold-vapor
- EPA 300 Rev 2.1 – Chloride, fluoride, and sulfate by ion chromatography
- SM 2320B – 2011 - Alkalinity
- SM 2540C - 2015 – Total dissolved solids (TDS)

Data were reviewed and validated as described in the field sampling plan and the *National Functional Guidelines for Inorganic Superfund Methods Data Review* (November 2020). The results of the review/validation are discussed in this Data Usability Summary (DUS) and associated electronic data deliverable (EDD).

DATA REVIEW/VALIDATION RESULTS

Introduction

Seventeen (17) groundwater samples, two (2) equipment blanks, two (2) field blanks, and two (2) field duplicate samples were analyzed for one or more of the analyses listed above. Table 1 lists the field identifications cross-referenced to laboratory identifications. Table 2 is a summary of qualified data. Tables 3a – 3b summarize field duplicate results.

Analytical Results

The data packages contain a minimum of one quality control batch per analytical method analyzed. The quality control batch identifies the laboratory QC samples that correspond to the designated field samples. Not detected results are reported as less than the value of the method detection limit (MDL).

Preservation and Holding Times

The samples were evaluated for agreement with the chain-of-custody forms. The samples were received in the appropriate containers with the paperwork filled out properly. The laboratory sample condition upon receipt forms indicates all samples were received at temperatures ranging from 2.6°C to 5.0°C. All samples were analyzed within the technical holding time. No data were qualified.

Calibrations

Case narratives indicate Initial and continuing calibration verification data were within method acceptance criteria.

Blanks

Laboratory Method Blanks. No contamination was detected in any of the laboratory method blanks.

Field Blanks. Field blanks (BOW-LF5-8-EB-12, BOW-LF5-8-FB-12, BOW-LF5-8-EB-13, and BOW-LF5-8-FB-13) were analyzed for the full suite of sample analyses and all analytes were reported as not detected with the following exceptions:

- Chromium was detected in the blanks BOW-LF5-8-FB-13 and BOW-LF5-8-EB-13 at concentrations below the reporting limit. Sample results detected at concentrations greater the 10 times the blank do not require qualification. Associated detected samples results less than 10 times the blank concentration have been qualified as estimated with a high bias (J+).

Laboratory Control Samples

Laboratory control sample (LCS) and laboratory control sample duplicate (LCSD) recoveries met the laboratory acceptance criteria for all analyses.

Matrix Spike/Matrix Spike Duplicates

Site-specific MS/MSD precision and accuracy results were within the laboratory acceptance criteria with the following exceptions:

- Calcium and magnesium in sample BOW-GWC-27 and BOW-GWC-31R had low MS/MSD percent recoveries. However, the spiking concentrations were less than 30% of the concentration reported for the parent sample and therefore not appropriate for evaluation.

Laboratory Duplicates

Appropriate analytical duplicates were analyzed and RPDs were within the laboratory acceptance criteria.

Analyte Quantitation and Sensitivity

All results were reported to the MDLs in mg/L.

Positive results that were less than the reporting limit (RL), but greater than the MDL were qualified "J," as estimated concentrations by the laboratory, due to increased uncertainty near the detection limit. These qualified results were retained in this assessment. Sample results reported between the MDL and RL are usable as estimated values with an unknown directional bias.

All RLs were less than five times (<5X) the reported MDLs with the following exceptions:

- Boron (6.45X)

Metals (6020): Several samples required dilution to bring the target calcium and/or magnesium concentrations into the calibration range. Elevated MDLs and RLs were reported as required.

Field Precision

Two sets of field duplicate samples were collected for this sampling event (see Tables 3a and 3b for sample/duplicate identification and precision calculations). The calculated RPDs between sample and duplicate were within the QAPP acceptance criteria of 25% for all analytes detected above five times the RL. For results reported less than five times the RL, with a difference between sample and duplicate less

than two times the RL are also considered acceptable (qualified "A*"). All field duplicate precision was considered acceptable with the exceptions noted in Table 2.

Summary

The groundwater analytical data are usable for the purpose of determining current concentrations of COCs in this medium at the affected property. A summary of qualified data is presented in Table 2 below.

References:

2022 CCR Permit Groundwater Monitoring Plan (CCR Permit No. 008-018D)

United State Environmental Protection Agency (USEPA), 2020. National Functional Guidelines for Superfund Inorganic Methods Data Review. November.

Table 1 – Cross-Reference between Laboratory and Field Identifications

Field Identification	Laboratory Identification	SDG	Analyses	Sample Date
BOW-GWC-26	92845986001	92845986	6020, 7470, 300, 2320B, 2540C	02/24/26 14:50
BOW-GWC-35	92845986002	92845986	6020, 7470, 300, 2320B, 2540C	02/24/26 13:09
BOW-GWC-29	92845986003	92845986	6020, 7470, 300, 2320B, 2540C	02/26/26 11:50
BOW-GWC-29R	92845986004	92845986	6020, 7470, 300, 2320B, 2540C	02/26/26 10:10
BOW-GWC-31	92845986005	92845986	6020, 7470, 300, 2320B, 2540C	02/25/26 14:35
BOW-LF5-8-FD-12	92845986006	92845986	6020, 7470, 300, 2320B, 2540C	02/25/26 00:00
BOW-LF5-8-FB-12	92845986007	92845986	6020, 7470, 300, 2320B, 2540C	02/26/26 14:17
BOW-LF5-8-EB-12	92845986008	92845986	6020, 7470, 300, 2320B, 2540C	02/26/26 14:13
BOW-GWC-30	92845986009	92845986	6020, 7470, 300, 2320B, 2540C	02/27/26 10:19
BOW-GWC-31R	92845986010	92845986	6020, 7470, 300, 2320B, 2540C	02/27/26 12:39
BOW-GWC-27	92845986011	92845986	6020, 7470, 300, 2320B, 2540C	03/02/26 11:33
BOW-GWC-27R	92845986012	92845986	6020, 7470, 300, 2320B, 2540C	03/02/26 12:56
BOW-GWC-28	92845986013	92845986	6020, 7470, 300, 2320B, 2540C	03/02/26 16:05
BOW-GWC-31S	92845986014	92845986	6020, 7470, 300, 2320B, 2540C	03/02/26 13:50

Field Identification	Laboratory Identification	SDG	Analyses	Sample Date
BOW-GWC-32	92845986015	92845986	6020, 7470, 300, 2320B, 2540C	03/02/26 15:39
BOW-GWC-33R	92845986016	92845986	6020, 7470, 300, 2320B, 2540C	03/03/26 11:15
BOW-GWC-34	92845986017	92845986	6020, 7470, 300, 2320B, 2540C	03/02/26 11:54
BOW-GWC-34R	92845986018	92845986	6020, 7470, 300, 2320B, 2540C	03/02/26 13:18
BOW-GWC-57	92845986019	92845986	6020, 7470, 300, 2320B, 2540C	03/02/26 15:09
BOW-GWC-58	92845986020	92845986	6020, 7470, 300, 2320B, 2540C	03/02/26 11:45
BOW-LF5-8-FD-13	92845986021	92845986	6020, 7470, 300, 2320B, 2540C	03/02/26 00:00
BOW-LF5-8-FB-13	92845986022	92845986	6020, 7470, 300, 2320B, 2540C	03/02/26 16:20
BOW-LF5-8-EB-13	92845986023	92845986	6020, 7470, 300, 2320B, 2540C	03/02/26 16:30

(D) = dissolved

Table 2 – Qualified Analytical Data

Field Identification	Analyte	Qualification	Reason for Qualification
BOW-GWC-27	Chromium	J+ / BFL	Detected in EB & FB
BOW-GWC-27R	Chromium	J+ / BFL	Detected in EB & FB
BOW-GWC-31S	Chromium	J+ / BFL	Detected in EB & FB
BOW-GWC-34R	Chromium	J+ / BFL	Detected in EB & FB
BOW-GWC-57	Chromium	J+ / BFL	Detected in EB & FB
BOW-LF5-8-FD-13	Chromium	J+ / BFL	Detected in EB & FB

BLL – Blank Field Low – detected in field blank below the reporting limit.
J – Estimated data; the reported quantitation limit or sample concentration is approximated due to exceedance of one or more QC requirements.
J+ - Estimated with a high bias

Table 3a – Field Precision

Field Identification	Analyte	Sample Result (mg/L)	Duplicate Result (mg/L)	RPD[a]	Qualified
BOW-GWC-31 / BOW-LF5-8-FD-12	Bicarbonate	206	NA	NC	None
	Alkalinity	206	NA	NC	None
	TDS	198	212	6.8%	A
	Chloride	3.6	3.6	<5xRL, <2xRL	A*
	Sulfate	4.2	4.2	<5xRL, <2xRL	A*
	Arsenic	0.00096 J	0.0010 J	<5xRL, <2xRL	A*
	Barium	0.050	0.051	2.0%	A
	Calcium	41.1	44.6	8.2%	A
	Chromium	0.00035 J	0.00035 J	<5xRL, <2xRL	A*
	Cobalt	0.00028 J	0.00031 J	<5xRL, <2xRL	A*
	Iron	0.37	NA	NC	None
	Magnesium	26.0	NA	NC	None
	Manganese	0.096	NA	NC	None
	Potassium	0.89	NA	NC	None
	Sodium	1.8	NA	NC	None

[a] RPD = ((SR - DR)*200)/(SR + DR)
A - Acceptable Data.
A* - Acceptable data where results were less than 5X the RDL and the difference between sample and duplicate was less than 2X the RDL.
J – Estimated; detected between the MDL and RL
NA – not analyzed
NC – not calculated
U – not detected

Table 3b – Field Precision

Field Identification	Analyte	Sample Result (mg/L)	Duplicate Result (mg/L)	RPD[a]	Qualified
BOW-GWC-27R / BOW-LF5-8-FD-13	Bicarbonate	152	NA	NC	None
	Alkalinity	152	NA	NC	None
	TDS	150	147	2.0%	A
	Chloride	2.6	2.6	<5xRL, <2xRL	A*
	Fluoride	0.057 J	0.057 J	<5xRL, <2xRL	A*
	Sulfate	3.0	3.0	<5xRL, <2xRL	A*
	Antimony	0.0012 J	0.00085 J	<5xRL, <2xRL	A*
	Barium	0.015	0.015	0.0%	A
	Calcium	31.0	31.2	0.6%	A
	Chromium	0.00070 J	0.00064 J	<5xRL, <2xRL	A*
	Iron	0.053	NA	NC	None
	Magnesium	17.4	NA	NC	None
	Manganese	0.0033 J	NA	NC	None
	Potassium	0.74	NA	NC	None
	Sodium	3.5	NA	NC	None

[a] RPD = ((SR - DR)*200)/(SR + DR)
A - Acceptable Data.
A* - Acceptable data where results were less than 5X the RDL and the difference between sample and duplicate was less than 2X the RDL.
J – Estimated; detected between the MDL and RL
NA – not analyzed
NC – not calculated
U – not detected

DATA USABILITY SUMMARY

Stantec reviewed one data package from Pace Analytical for the analysis of water samples collected from February 16 and 17, 2026, at the Georgia Power Bowen Plant site (Cells 9 & 10). Samples were collected according to the 2022 CCR Permit Groundwater Monitoring Plan (CCR Permit No. 008-018D [CCR]).

Intended Use of Data: To delineate concentrations of constituents of concern in site groundwater.

Analyses requested included:

- SW-846-6020B – Metals by inductively coupled plasma - mass spectrometry (ICP/MS)
- SW-846 7470A – Mercury by manual cold-vapor
- EPA 300 Rev 2.1 – Chloride, fluoride, and sulfate by ion chromatography
- SM 2320B – 2011 - Alkalinity
- SM 2540C - 2015 – Total dissolved solids (TDS)

Data were reviewed and validated as described in the field sampling plan and the *National Functional Guidelines for Inorganic Superfund Methods Data Review* (November 2020). The results of the review/validation are discussed in this Data Usability Summary (DUS) and associated electronic data deliverable (EDD).

DATA REVIEW/VALIDATION RESULTS

Introduction

Seventeen (17) groundwater samples, two (2) equipment blanks, two (2) field blanks, and two (2) field duplicate samples were analyzed for one or more of the analyses listed above. Table 1 lists the field identifications cross-referenced to laboratory identifications. Table 2 is a summary of qualified data. Tables 3a – 3b summarize field duplicate results.

Analytical Results

The data packages contain a minimum of one quality control batch per analytical method analyzed. The quality control batch identifies the laboratory QC samples that correspond to the designated field samples. Not detected results are reported as less than the value of the method detection limit (MDL).

Preservation and Holding Times

The samples were evaluated for agreement with the chain-of-custody forms. The samples were received in the appropriate containers with the paperwork filled out properly. The laboratory sample condition upon receipt forms indicates all samples were received at a temperature of 3.1°C. All samples were analyzed within the technical holding time. No data were qualified.

Calibrations

Case narratives indicate Initial and continuing calibration verification data were within method acceptance criteria with the following exception.

- The continuing calibration verification (CCV) for beryllium in batch 993263 was above laboratory acceptance limits. The concentration of beryllium was not detected in the associated samples and since the bias was high, no qualification was necessary.

Blanks

Laboratory Method Blanks. No contamination was detected in any of the laboratory method blanks.

Field Blanks. Field and equipment blanks (BOW-LF9-10-EB-07, BOW-LF9-10-FB-07, BOW-LF9-10-EB-08, and BOW-LF9-10-FB-08) were analyzed for the full suite of sample analyses and all analytes were not detected with the following exceptions:

- Zinc was detected in BOW-LF9-10-EB-08 at concentrations below the reporting limit. Associated detected sample results with concentrations less than 10 times the blank have been qualified as estimated with a high bias (J+).

Laboratory Control Samples

Laboratory control sample (LCS) and laboratory control sample duplicate (LCSD) recoveries met the laboratory acceptance criteria for all analyses with the following exception.

- The CCV for beryllium in batch 993263 was above laboratory acceptance limits. The LCS recovery of beryllium was within acceptance limits and therefore no qualification was necessary.

Matrix Spike/Matrix Spike Duplicates

Site-specific MS/MSD precision and accuracy results were within the laboratory acceptance criteria with the following exceptions.

- Calcium in sample BOW-GWC-49R had MS/MSD recoveries outside of laboratory acceptance limits. However, the spiking concentration was less than 30% of the sample concentration and therefore not appropriate for evaluation

Laboratory Duplicates

Appropriate analytical duplicates were analyzed and RPDs were within the laboratory acceptance criteria.

Analyte Quantitation and Sensitivity

All results were reported to the MDLs in mg/L.

Positive results that were less than the reporting limit (RL), but greater than the MDL were qualified "J," as estimated concentrations by the laboratory, due to increased uncertainty near the detection limit. These qualified results were retained in this assessment. Sample results reported between the MDL and RL are usable as estimated values with an unknown directional bias.

All RLs were less than five times (<5X) the reported MDLs with the following exceptions:

- Boron (6.45X)

Metals (6020): Several samples required dilution to bring the target calcium and/or manganese concentrations into the calibration range. Elevated MDLs and RLs were reported as required.

Field Precision

Two sets of field duplicate samples were collected for this sampling event (see Tables 3a and 3b for sample/duplicate identification and precision calculations). The calculated RPDs between sample and duplicate were within the QAPP acceptance criteria of 25% for all analytes detected above five times the RL. For results reported less than five times the RL, with a difference between sample and duplicate less than two times the RL are also considered acceptable (qualified "A*"). All field duplicate precision was considered acceptable.

Summary

The groundwater analytical data are usable for the purpose of determining current concentrations of COCs in this medium at the affected property. A summary of qualified data is presented in Table 2 below.

References:

2022 CCR Permit Groundwater Monitoring Plan (CCR Permit No. 008-018D)

United State Environmental Protection Agency (USEPA), 2020. National Functional Guidelines for Superfund Inorganic Methods Data Review. November.

Table 1 – Cross-Reference between Laboratory and Field Identifications

Field Identification	Laboratory Identification	SDG	Analyses	Sample Date
BOW-GWA-40	92844564001	92844564	6020, 7470, 300, 2320B, 2540C	02/16/26 16:03
BOW-GWA-41	92844564002	92844564	6020, 7470, 300, 2320B, 2540C	02/16/26 15:05
BOW-GWA-41R	92844564003	92844564	6020, 7470, 300, 2320B, 2540C	02/16/26 11:20
BOW-GWA-42	92844564004	92844564	6020, 7470, 300, 2320B, 2540C	02/16/26 10:47
BOW-GWA-43	92844564005	92844564	6020, 7470, 300, 2320B, 2540C	02/16/26 14:29
BOW-GWA-43R	92844564006	92844564	6020, 7470, 300, 2320B, 2540C	02/16/26 12:45
BOW-GWC-44	92844564007	92844564	6020, 7470, 300, 2320B, 2540C	02/16/26 12:50
BOW-GWC-46R	92844564008	92844564	6020, 7470, 300, 2320B, 2540C	02/16/26 14:42
BOW-LF9-10-FD-07	92844564009	92844564	6020, 7470, 300, 2320B, 2540C	02/16/26 00:00
BOW-LF9-10-FB-07	92844564010	92844564	6020, 7470, 300, 2320B, 2540C	02/16/26 16:03
BOW-LF9-10-EB-07	92844564011	92844564	6020, 7470, 300, 2320B, 2540C	02/16/26 16:07

Field Identification	Laboratory Identification	SDG	Analyses	Sample Date
BOW-GWA-39RZ	92844564012	92844564	6020, 7470, 300, 2320B, 2540C	02/18/26 13:48
BOW-GWA-39Z	92844564013	92844564	6020, 7470, 300, 2320B, 2540C	02/18/26 15:37
BOW-GWC-45	92844564014	92844564	6020, 7470, 300, 2320B, 2540C	02/17/26 12:08
BOW-GWC-45R	92844564015	92844564	6020, 7470, 300, 2320B, 2540C	02/17/26 13:52
BOW-GWC-47	92844564016	92844564	6020, 7470, 300, 2320B, 2540C	02/17/26 13:54
BOW-GWC-47R	92844564017	92844564	6020, 7470, 300, 2320B, 2540C	02/17/26 12:01
BOW-GWC-48	92844564018	92844564	6020, 7470, 300, 2320B, 2540C	02/17/26 11:18
BOW-GWC-49R	92844564019	92844564	6020, 7470, 300, 2320B, 2540C	02/17/26 13:24
BOW-GWC-49Z	92844564020	92844564	6020, 7470, 300, 2320B, 2540C	02/17/26 14:51
BOW-LF9-10-FD-08	92844564021	92844564	6020, 7470, 300, 2320B, 2540C	02/17/26 00:00
BOW-LF9-10-FB-08	92844564022	92844564	6020, 7470, 300, 2320B, 2540C	02/17/26 15:55
BOW-LF9-10-EB-08	92844564023	92844564	6020, 7470, 300, 2320B, 2540C	02/17/26 15:58

Table 2 – Qualified Analytical Data

Field Identification	Analyte	Qualification	Reason for Qualification
BOW-GWC-49Z	Zinc	J+ / BFL	Detected in EB
BOW-GWC-47R	Zinc	J+ / BFL	Detected in EB
BOW-GWC-48	Zinc	J+ / BFL	Detected in EB
BOW-GWC-45	Zinc	J+ / BFL	Detected in EB
BOW-GWC-45R	Zinc	J+ / BFL	Detected in EB

BFL – Blank Field Low – detected in field blank below the reporting limit.
J – Estimated data; the reported quantitation limit or sample concentration is approximated due to exceedance of one or more QC requirements.
J+ - estimated with a high bias

Table 3a – Field Precision

Field Identification	Analyte	Sample Result (mg/L)	Duplicate Result (mg/L)	RPD[a]	Qualified
BOW-GWC-46R / BOW-LF9-10-FD-07	TDS	206	215	4.3%	A
	Chloride	3.5	3.5	<5xRL, <2xRL	A*
	Sulfate	4.7	4.8	<5xRL, <2xRL	A*
	Barium	0.012	0.012	<5xRL, <2xRL	A*
	Calcium	43.4	42.2	2.8%	A
	Chromium	0.0043 J	0.0045 J	<5xRL, <2xRL	A*
	Zinc	0.0014 U	0.0016 J	<5xRL, <2xRL	A*
	Iron	0.029 J	NA	NC	None
	Magnesium	22.5	NA	NC	None
	Potassium	2.2	NA	NC	None
	Sodium	8.5	NA	NC	None
	Bicarbonate	216	NA	NC	None
	Alkalinity	216	NA	NC	None

[a] RPD = ((SR - DR)*200)/(SR + DR)
A - Acceptable Data.
A* - Acceptable data where results were less than 5X the RDL and the difference between sample and duplicate was less than 2X the RDL.
J – Estimated; detected between the MDL and RL
NA – not analyzed
NC – not calculated
U – not detected

Table 3b – Field Precision

Field Identification	Analyte	Sample Result (mg/L)	Duplicate Result (mg/L)	RPD[a]	Qualified
BOW-GWC-47 / BOW-LF9-10-FD-08	Chloride	2.2	2.2	<5xRL, <2xRL	A*
	Sulfate	7.7	7.6	1.3%	A
	Barium	0.0091	0.0084	<5xRL, <2xRL	A*
	Cadmium	0.00014 J	0.00016 J	<5xRL, <2xRL	A*
	Calcium	30.8	31.9	3.5%	A
	Chromium	0.0022 J	0.0012 J	<5xRL, <2xRL	A*
	Zinc	0.036	0.040	<5xRL, <2xRL	A*
	Iron	0.024 J	NA	NC	None
	Magnesium	16.2	NA	NC	None
	Manganese	0.0027 J	NA	NC	None
	Potassium	0.95	NA	NC	None
	Selenium	0.00051 J	NA	NC	None
	Sodium	3.4	NA	NC	None
	TDS	140	NA	NC	None
	Bicarbonate	132	NA	NC	None
	Alkalinity	132	NA	NC	None

[a] RPD = ((SR - DR)*200)/(SR + DR)
A - Acceptable Data.
A* - Acceptable data where results were less than 5X the RDL and the difference between sample and duplicate was less than 2X the RDL.
J – Estimated; detected between the MDL and RL
NA – not analyzed
NC – not calculated
U – not detected

Low-Flow Test Report:

Test Date / Time: 2/12/2026 10:17:43 AM
Project: Plant Bowen LF February 2026
Operator Name: Kyle Rhyne

Location Name: GWC-36A **Well Diameter: 2 in** **Casing Type: PVC** **Screen Length: 10 ft** **Top of Screen: 95.1 ft** **Total Depth: 105.1 ft** **Initial Depth to Water: 34.94 ft**	**Pump Type: QED Dedicated** **Tubing Type: LDPE** **Pump Intake From TOC: 100.1 ft** **Estimated Total Volume Pumped: 2625 ml** **Flow Cell Volume: 90 ml** **Final Flow Rate: 105 ml/min** **Final Draw Down: 0 ft**	**Instrument Used: Aqua TROLL 400** **Serial Number: 843593**

Test Notes:
Pre-purged 2L.

Low-Flow Readings:

Date Time	Elapsed Time	pH	Temperature	Specific Conductivity	RDO Concentration	Turbidity	ORP	Depth to Water	Flow
		+/- 0.1	+/- 5	+/- 5 %	+/- 10 %	+/- 5	+/- 10	+/- 0.3	
2/12/2026 10:17 AM	00:00	7.043 pH	12.02 °C	358.3 µS/cm	6.789 mg/L	2.240 NTU	73.6 mV	34.96 ft	105.0 ml/min
2/12/2026 10:22 AM	05:00	7.056 pH	10.75 °C	375.9 µS/cm	7.267 mg/L	2.080 NTU	69.4 mV	34.95 ft	105.0 ml/min
2/12/2026 10:27 AM	10:00	7.066 pH	11.26 °C	375.4 µS/cm	7.340 mg/L	1.730 NTU	53.3 mV	34.95 ft	105.0 ml/min
2/12/2026 10:32 AM	15:00	7.068 pH	11.47 °C	378.7 µS/cm	7.459 mg/L	1.530 NTU	52.9 mV	34.94 ft	105.0 ml/min
2/12/2026 10:37 AM	20:00	7.077 pH	11.61 °C	378.0 µS/cm	7.510 mg/L	1.480 NTU	50.9 mV	34.94 ft	105.0 ml/min
2/12/2026 10:42 AM	25:00	7.083 pH	11.59 °C	379.2 µS/cm	7.594 mg/L	1.410 NTU	52.7 mV	34.94 ft	105.0 ml/min

Samples

Sample ID:	Description:
GWC-36A	Metals, Inorganics, Alkalinity, TDS
FD-05	Metals, Inorganics, TDS

Created using VuSitu from In-Situ, Inc.

Low-Flow Test Report:

Test Date / Time: 2/12/2026 10:25:51 AM
Project: Plant Bowen LF February 2026
Operator Name: Shannon Northen

Location Name: GWC-16R **Well Diameter: 2 in** **Casing Type: PVC** **Screen Length: 10 ft** **Top of Screen: 88.12 ft** **Total Depth: 98.12 ft** **Initial Depth to Water: 81.06 ft**	**Pump Type: QED Dedicated** **Tubing Type: LPDE** **Pump Intake From TOC: 93.12 ft** **Estimated Total Volume Pumped: 4200 ml** **Flow Cell Volume: 90 ml** **Final Flow Rate: 140 ml/min** **Final Draw Down: 7.29 ft**	**Instrument Used: Aqua TROLL 400** **Serial Number: 1202788**

Test Notes:
Water level dropped below screen. Complete evacuation method initiated. Samples to be collected 2/13/26.
Pre-purged 3.5 L

Low-Flow Readings:

Date Time	Elapsed Time	pH	Temperature	Specific Conductivity	RDO Concentration	Turbidity	ORP	Depth to Water	Salinity	Flow
		+/- 0.1	+/- 100	+/- 5 %	+/- 10 %	+/- 10	+/- 10	+/- 0.3	+/- 10	
2/12/2026 10:25 AM	00:00	6.934 pH	15.48 °C	591.9 µS/cm	1.282 mg/L	1.520 NTU	66.5 mV	84.40 ft	0.289 PSU	140.0 ml/min
2/12/2026 10:30 AM	05:00	6.932 pH	15.14 °C	599.2 µS/cm	1.669 mg/L	1.620 NTU	65.1 mV	85.03 ft	0.293 PSU	140.0 ml/min
2/12/2026 10:35 AM	10:00	6.931 pH	15.20 °C	598.6 µS/cm	2.182 mg/L	0.750 NTU	64.4 mV	85.70 ft	0.292 PSU	140.0 ml/min
2/12/2026 10:40 AM	15:00	6.931 pH	15.22 °C	598.8 µS/cm	2.536 mg/L	0.550 NTU	63.1 mV	86.34 ft	0.292 PSU	140.0 ml/min
2/12/2026 10:45 AM	20:00	6.929 pH	15.30 °C	599.5 µS/cm	2.787 mg/L	0.380 NTU	62.2 mV	87.07 ft	0.293 PSU	140.0 ml/min
2/12/2026 10:50 AM	25:00	6.929 pH	15.36 °C	599.5 µS/cm	2.907 mg/L	0.510 NTU	61.7 mV	87.70 ft	0.293 PSU	140.0 ml/min
2/12/2026 10:55 AM	30:00	6.929 pH	15.37 °C	599.3 µS/cm	2.938 mg/L	0.760 NTU	61.6 mV	88.35 ft	0.293 PSU	140.0 ml/min

Samples

Sample ID:	Description:

Created using VuSitu from In-Situ, Inc.

Low-Flow Test Report:

Test Date / Time: 2/12/2026 11:00:16 AM
Project: Plant Bowen LF February 2026
Operator Name: Ori Kimhi

Location Name: GWC-18 **Latitude: 34.1326548500946** **Longitude: -84.91526069121602** **Well Diameter: 2 in** **Casing Type: PVC** **Screen Length: 10 ft** **Top of Screen: 70.31 ft** **Total Depth: 80.31 ft** **Initial Depth to Water: 75.15 ft**	**Pump Type: QED Dedicated** **Tubing Type: LDPE** **Pump Intake From TOC: 79.31 ft** **Estimated Total Volume Pumped: 9000 ml** **Flow Cell Volume: 90 ml** **Final Flow Rate: 180 ml/min** **Final Draw Down: 0 ft**	**Instrument Used: Aqua TROLL 400** **Serial Number: 850735**

Test Notes:
Prepurged 10 L
Water level starts below top of screen. Well does not go dry. Three well volume method initiated.

Low-Flow Readings:

Date Time	Elapsed Time	pH	Temperature	Specific Conductivity	RDO Concentration	Turbidity	ORP	Depth to Water	Salinity	Flow
		+/- 0.1	+/- 0.5	+/- 5 %	+/- 0.2	+/- 10	+/- 10	+/- 5	+/- 10	
2/12/2026 11:00 AM	00:00	8.095 pH	17.45 °C	354.8 µS/cm	8.899 mg/L	0.920 NTU	184.1 mV	75.15 ft	0.171 PSU	180.0 ml/min
2/12/2026 11:05 AM	05:00	7.351 pH	15.68 °C	155.8 µS/cm	7.668 mg/L	1.020 NTU	119.3 mV	75.15 ft	0.074 PSU	180.0 ml/min
2/12/2026 11:10 AM	10:00	6.921 pH	15.68 °C	156.9 µS/cm	7.634 mg/L	0.880 NTU	134.7 mV	75.15 ft	0.074 PSU	180.0 ml/min
2/12/2026 11:15 AM	15:00	6.745 pH	15.84 °C	161.7 µS/cm	7.589 mg/L	0.980 NTU	128.1 mV	75.15 ft	0.077 PSU	180.0 ml/min
2/12/2026 11:20 AM	20:00	6.685 pH	15.93 °C	166.2 µS/cm	7.519 mg/L	0.870 NTU	124.5 mV	75.15 ft	0.079 PSU	180.0 ml/min
2/12/2026 11:25 AM	25:00	6.678 pH	16.12 °C	169.9 µS/cm	7.457 mg/L	0.720 NTU	121.8 mV	75.15 ft	0.081 PSU	180.0 ml/min
2/12/2026 11:30 AM	30:00	6.678 pH	16.15 °C	174.5 µS/cm	7.417 mg/L	1.100 NTU	87.2 mV	75.15 ft	0.083 PSU	180.0 ml/min
2/12/2026 11:35 AM	35:00	6.693 pH	16.11 °C	179.0 µS/cm	7.384 mg/L	1.240 NTU	85.4 mV	75.15 ft	0.085 PSU	180.0 ml/min
2/12/2026 11:40 AM	40:00	6.717 pH	16.15 °C	182.3 µS/cm	7.346 mg/L	1.120 NTU	85.2 mV	75.15 ft	0.087 PSU	180.0 ml/min
2/12/2026 11:45 AM	45:00	6.715 pH	15.96 °C	185.0 µS/cm	7.381 mg/L	0.870 NTU	83.9 mV	75.15 ft	0.088 PSU	180.0 ml/min
2/12/2026 11:50 AM	50:00	6.748 pH	16.13 °C	186.6 µS/cm	7.335 mg/L	0.650 NTU	80.9 mV	75.15 ft	0.089 PSU	180.0 ml/min

Samples

Sample ID:	Description:

GWC-18	Metals, Inorganics, Alkalinity, TDS

Created using VuSitu from In-Situ, In

Low-Flow Test Report:

Test Date / Time: 2/12/2026 11:07:59 AM
Project: Plant Bowen LF February 2026
Operator Name: Natalie Piparo

Location Name: GWC-37 **Well Diameter: 2 in** **Casing Type: PVC** **Screen Length: 10 ft** **Top of Screen: 97.52 ft** **Total Depth: 107.52 ft** **Initial Depth to Water: 53.97 ft**	**Pump Type: QED Dedicated** **Tubing Type: LDPE** **Pump Intake From TOC: 102.52 ft** **Estimated Total Volume Pumped: 11800 ml** **Flow Cell Volume: 90 ml** **Final Flow Rate: 100 ml/min** **Final Draw Down: 16.24 ft**	**Instrument Used: Aqua TROLL 400** **Serial Number: 1197755**

Test Notes:
Prepurged 10 L

Low-Flow Readings:

Date Time	Elapsed Time	pH	Temperature	Specific Conductivity	RDO Concentration	Turbidity	ORP	Depth to Water	Salinity	Flow
		+/- 0.1	+/- 1000 %	+/- 5 %	+/- 10 %	+/- 5	+/- 1000 %	+/- 0.3	+/- 1000 %	
2/12/2026 11:07 AM	00:00	5.056 pH	17.62 °C	19.79 µS/cm	6.788 mg/L	0.150 NTU	122.5 mV	65.49 ft	0.008 PSU	110.0 ml/min
2/12/2026 11:12 AM	05:00	5.021 pH	17.44 °C	19.31 µS/cm	6.674 mg/L	0.210 NTU	142.1 mV	65.80 ft	0.008 PSU	110.0 ml/min
2/12/2026 11:17 AM	10:00	5.017 pH	17.49 °C	19.44 µS/cm	6.514 mg/L	0.170 NTU	166.1 mV	66.05 ft	0.008 PSU	110.0 ml/min
2/12/2026 11:22 AM	15:00	5.022 pH	17.50 °C	19.35 µS/cm	6.441 mg/L	0.190 NTU	164.2 mV	66.32 ft	0.008 PSU	110.0 ml/min
2/12/2026 11:27 AM	20:00	5.009 pH	17.40 °C	19.37 µS/cm	6.435 mg/L	0.150 NTU	161.9 mV	66.53 ft	0.008 PSU	110.0 ml/min
2/12/2026 11:32 AM	25:00	5.007 pH	17.53 °C	19.19 µS/cm	6.394 mg/L	0.160 NTU	160.9 mV	66.73 ft	0.008 PSU	110.0 ml/min
2/12/2026 11:37 AM	30:00	5.009 pH	17.50 °C	19.28 µS/cm	6.408 mg/L	0.170 NTU	146.4 mV	66.93 ft	0.008 PSU	110.0 ml/min
2/12/2026 11:42 AM	35:00	5.006 pH	17.49 °C	19.36 µS/cm	6.414 mg/L	0.160 NTU	159.6 mV	67.10 ft	0.008 PSU	110.0 ml/min
2/12/2026 11:47 AM	40:00	5.000 pH	17.63 °C	19.38 µS/cm	6.406 mg/L	0.220 NTU	161.0 mV	67.26 ft	0.008 PSU	110.0 ml/min
2/12/2026 11:52 AM	45:00	5.010 pH	17.77 °C	19.33 µS/cm	6.376 mg/L	0.200 NTU	146.5 mV	67.38 ft	0.008 PSU	110.0 ml/min
2/12/2026 11:57 AM	50:00	5.013 pH	17.89 °C	19.28 µS/cm	6.357 mg/L	0.150 NTU	145.6 mV	67.50 ft	0.008 PSU	110.0 ml/min
2/12/2026 12:02 PM	55:00	4.997 pH	17.79 °C	19.45 µS/cm	6.579 mg/L	0.160 NTU	161.5 mV	67.72 ft	0.008 PSU	110.0 ml/min
2/12/2026 12:07 PM	01:00:00	4.998 pH	17.59 °C	19.42 µS/cm	6.483 mg/L	0.180 NTU	163.5 mV	68.06 ft	0.008 PSU	110.0 ml/min
2/12/2026 12:12 PM	01:05:00	5.000 pH	17.85 °C	19.40 µS/cm	6.456 mg/L	0.170 NTU	152.1 mV	68.39 ft	0.008 PSU	110.0 ml/min
2/12/2026 12:17 PM	01:10:00	4.999 pH	18.01 °C	19.20 µS/cm	6.516 mg/L	0.200 NTU	167.2 mV	68.72 ft	0.008 PSU	110.0 ml/min

2/12/2026 12:22 PM	01:15:00	4.988 pH	17.98 °C	19.07 µS/cm	6.503 mg/L	0.170 NTU	151.9 mV	69.00 ft	0.008 PSU	110.0 ml/min
2/12/2026 12:27 PM	01:20:00	4.986 pH	18.00 °C	18.79 µS/cm	6.525 mg/L	0.190 NTU	167.8 mV	69.25 ft	0.007 PSU	100.0 ml/min
2/12/2026 12:32 PM	01:25:00	4.994 pH	18.02 °C	18.63 µS/cm	6.630 mg/L	0.190 NTU	168.8 mV	69.42 ft	0.007 PSU	100.0 ml/min
2/12/2026 12:37 PM	01:30:00	5.001 pH	18.07 °C	18.73 µS/cm	6.690 mg/L	0.190 NTU	169.1 mV	69.64 ft	0.007 PSU	100.0 ml/min
2/12/2026 12:42 PM	01:35:00	4.990 pH	18.09 °C	18.72 µS/cm	6.630 mg/L	0.220 NTU	170.5 mV	69.77 ft	0.007 PSU	100.0 ml/min
2/12/2026 12:47 PM	01:40:00	4.996 pH	18.26 °C	18.70 µS/cm	6.570 mg/L	0.260 NTU	153.1 mV	69.92 ft	0.007 PSU	100.0 ml/min
2/12/2026 12:52 PM	01:45:00	5.014 pH	18.20 °C	18.94 µS/cm	6.601 mg/L	0.280 NTU	168.5 mV	70.06 ft	0.007 PSU	100.0 ml/min
2/12/2026 12:57 PM	01:50:00	5.011 pH	18.34 °C	19.02 µS/cm	6.546 mg/L	0.270 NTU	170.0 mV	70.21 ft	0.008 PSU	100.0 ml/min

Samples

Sample ID:	Description:
GWC-37	Metals, Inorganics, Alkalinity, TDS

Low-Flow Test Report:

Test Date / Time: 2/12/2026 11:44:43 AM
Project: Plant Bowen LF February 2026
Operator Name: Shannon Northen

Location Name: GWC-17R **Well Diameter: 2 in** **Casing Type: PVC** **Screen Length: 10 ft** **Top of Screen: 82.93 ft** **Total Depth: 92.93 ft** **Initial Depth to Water: 83.96 ft**	**Pump Type: QED Dedicated** **Tubing Type: LPDE** **Pump Intake From TOC: 87.93 ft** **Estimated Total Volume Pumped: 2000 ml** **Flow Cell Volume: 90 ml** **Final Flow Rate: 100 ml/min**	**Instrument Used: Aqua TROLL 400** **Serial Number: 1202788**

Test Notes:
Pre-purged 1L
WL dropped below top of screen. Top of pump is 84.17 ft. Complete evacuation method initiated. Samples to be collected 2/13/26.

Low-Flow Readings:

Date Time	Elapsed Time	pH	Temperature	Specific Conductivity	RDO Concentration	Turbidity	ORP	Depth to Water	Salinity	Flow
		+/- 0.1	+/- 100	+/- 5 %	+/- 10 %	+/- 10	+/- 10	+/- 0.3	+/- 10	
2/12/2026 11:44 AM	00:00	7.105 pH	19.73 °C	525.6 µS/cm	7.091 mg/L	4.430 NTU	51.2 mV		0.256 PSU	100.0 ml/min
2/12/2026 11:49 AM	05:00	7.072 pH	18.19 °C	537.4 µS/cm	8.775 mg/L	3.570 NTU	42.6 mV		0.262 PSU	100.0 ml/min
2/12/2026 11:54 AM	10:00	7.080 pH	17.85 °C	541.7 µS/cm	9.053 mg/L	1.960 NTU	48.2 mV		0.264 PSU	100.0 ml/min
2/12/2026 11:59 AM	15:00	7.097 pH	18.07 °C	539.9 µS/cm	8.506 mg/L	0.950 NTU	49.1 mV		0.263 PSU	100.0 ml/min
2/12/2026 12:04 PM	20:00	7.102 pH	18.17 °C	543.0 µS/cm	8.091 mg/L	0.680 NTU	49.8 mV		0.265 PSU	100.0 ml/min

Samples

Sample ID:	Description:

Low-Flow Test Report:

Test Date / Time: 2/12/2026 12:30:17 PM
Project: Plant Bowen LF February 2026
Operator Name: Ori Kimhi

Location Name: GWC-18R **Latitude: 34.13861218843072** **Longitude: -84.90586850800076** **Well Diameter: 2 in** **Casing Type: PVC** **Screen Length: 10 ft** **Top of Screen: 130.1 ft** **Total Depth: 140.1 ft** **Initial Depth to Water: 74.92 ft**	**Pump Type: QED Dedicated** **Tubing Type: LDPE** **Pump Intake From TOC: 135.1 ft** **Estimated Total Volume Pumped: 3600 ml** **Flow Cell Volume: 90 ml** **Final Flow Rate: 120 ml/min** **Final Draw Down: 0.03 ft**	**Instrument Used: Aqua TROLL 400** **Serial Number: 850735**

Test Notes:
Prepurged 2L

Low-Flow Readings:

Date Time	Elapsed Time	pH	Temperature	Specific Conductivity	RDO Concentration	Turbidity	ORP	Depth to Water	Salinity	Flow
		+/- 0.1	+/- 0.5	+/- 5 %	+/- 0.2	+/- 10	+/- 10	+/- 5	+/- 10	
2/12/2026 12:30 PM	00:00	7.177 pH	18.48 °C	270.0 µS/cm	8.132 mg/L	2.440 NTU	94.1 mV	74.95 ft	0.129 PSU	120.0 ml/min
2/12/2026 12:35 PM	05:00	7.439 pH	16.15 °C	280.4 µS/cm	6.013 mg/L	1.820 NTU	74.6 mV	74.95 ft	0.134 PSU	120.0 ml/min
2/12/2026 12:40 PM	10:00	7.535 pH	16.02 °C	281.3 µS/cm	5.992 mg/L	1.390 NTU	51.0 mV	74.95 ft	0.135 PSU	120.0 ml/min
2/12/2026 12:45 PM	15:00	7.577 pH	16.02 °C	281.1 µS/cm	6.065 mg/L	1.180 NTU	49.6 mV	74.95 ft	0.135 PSU	120.0 ml/min
2/12/2026 12:50 PM	20:00	7.611 pH	16.00 °C	281.1 µS/cm	6.159 mg/L	1.210 NTU	49.7 mV	74.95 ft	0.135 PSU	120.0 ml/min
2/12/2026 12:55 PM	25:00	7.616 pH	16.02 °C	280.9 µS/cm	6.231 mg/L	0.850 NTU	50.5 mV	74.95 ft	0.135 PSU	120.0 ml/min
2/12/2026 1:00 PM	30:00	7.631 pH	16.20 °C	280.7 µS/cm	6.286 mg/L	0.800 NTU	50.6 mV	74.95 ft	0.135 PSU	120.0 ml/min

Samples

Sample ID:	Description:
GWC-18R	Metals, Inorganics, Alkalinity, TDS

Low-Flow Test Report:

Test Date / Time: 2/12/2026 12:43:43 PM
Project: Plant Bowen LF February 2026
Operator Name: Shannon Northen

Location Name: GWC-23R **Well Diameter: 2 in** **Casing Type: PVC** **Screen Length: 10 ft** **Top of Screen: 39.57 ft** **Total Depth: 49.57 ft**	**Pump Type: QED Dedicated** **Tubing Type: LPDE** **Pump Intake From TOC: 44.57 ft** **Estimated Total Volume Pumped: 2000 ml** **Flow Cell Volume: 90 ml** **Final Flow Rate: 100 ml/min**	**Instrument Used: Aqua TROLL 400** **Serial Number: 1202788**

Test Notes:
Pre-purged 1 L

WL began below top of pump. Top of pump 41.06 ft. Complete evacuation method initiated. Samples to be collected 2/13/26.

Low-Flow Readings:

Date Time	Elapsed Time	pH	Temperature	Specific Conductivity	RDO Concentration	Turbidity	ORP	Depth to Water	Salinity	Flow
		+/- 0.1	+/- 100	+/- 5 %	+/- 10 %	+/- 10	+/- 10	+/- 0.3	+/- 10	
2/12/2026 12:43 PM	00:00	7.402 pH	16.65 °C	676.6 µS/cm	6.923 mg/L	0.730 NTU	56.5 mV		0.332 PSU	100.0 ml/min
2/12/2026 12:48 PM	05:00	7.321 pH	16.39 °C	660.4 µS/cm	6.016 mg/L	0.980 NTU	54.8 mV		0.324 PSU	100.0 ml/min
2/12/2026 12:53 PM	10:00	7.320 pH	16.30 °C	660.2 µS/cm	6.685 mg/L	1.090 NTU	54.2 mV		0.324 PSU	100.0 ml/min
2/12/2026 12:58 PM	15:00	7.310 pH	16.16 °C	659.0 µS/cm	6.779 mg/L	0.640 NTU	53.9 mV		0.323 PSU	100.0 ml/min
2/12/2026 1:03 PM	20:00	7.294 pH	16.15 °C	659.6 µS/cm	6.610 mg/L	0.540 NTU	53.6 mV		0.323 PSU	100.0 ml/min

Samples

Sample ID:	Description:

Created using VuSitu from In-Situ, Inc.

Low-Flow Test Report:

Test Date / Time: 2/12/2026 12:58:13 PM
Project: Plant Bowen LF February 2026
Operator Name: Kyle Rhyne

Location Name: GWC-36RA **Well Diameter: 2 in** **Casing Type: PVC** **Screen Length: 10 ft** **Top of Screen: 100.28 ft** **Total Depth: 110.28 ft** **Initial Depth to Water: 36.28 ft**	**Pump Type: QED Dedicated** **Tubing Type: LDPE** **Pump Intake From TOC: 105.28 ft** **Estimated Total Volume Pumped: 2625 ml** **Flow Cell Volume: 90 ml** **Final Flow Rate: 105 ml/min** **Final Draw Down: -0.01 ft**	**Instrument Used: Aqua TROLL 400** **Serial Number: 843593**

Test Notes:
Pre-purged 3L.

Low-Flow Readings:

Date Time	Elapsed Time	pH	Temperature	Specific Conductivity	RDO Concentration	Turbidity	ORP	Depth to Water	Flow
		+/- 0.1	+/- 5	+/- 5 %	+/- 10 %	+/- 5	+/- 10	+/- 0.3	
2/12/2026 12:58 PM	00:00	7.247 pH	15.75 °C	357.0 µS/cm	7.497 mg/L	6.530 NTU	57.8 mV	36.27 ft	105.0 ml/min
2/12/2026 1:03 PM	05:00	7.241 pH	14.94 °C	362.8 µS/cm	7.684 mg/L	5.260 NTU	49.6 mV	36.27 ft	105.0 ml/min
2/12/2026 1:08 PM	10:00	7.235 pH	14.73 °C	363.3 µS/cm	7.740 mg/L	5.050 NTU	52.1 mV	36.27 ft	105.0 ml/min
2/12/2026 1:13 PM	15:00	7.228 pH	14.50 °C	363.4 µS/cm	7.798 mg/L	4.670 NTU	49.2 mV	36.27 ft	105.0 ml/min
2/12/2026 1:18 PM	20:00	7.226 pH	14.38 °C	363.6 µS/cm	7.838 mg/L	4.220 NTU	49.5 mV	36.27 ft	105.0 ml/min
2/12/2026 1:23 PM	25:00	7.219 pH	14.14 °C	364.6 µS/cm	7.913 mg/L	3.400 NTU	50.9 mV	36.27 ft	105.0 ml/min

Samples

Sample ID:	Description:
GWC-36RA	Metals, Inorganics, Alkalinity, TDS

Created using VuSitu from In-Situ, Inc.

Low-Flow Test Report:

Test Date / Time: 2/12/2026 1:48:27 PM
Project: Plant Bowen LF February 2026
Operator Name: Shannon Northen

Location Name: GWC-24R **Well Diameter: 2 in** **Casing Type: PVC** **Screen Length: 10 ft** **Top of Screen: 30.11 ft** **Total Depth: 40.11 ft** **Initial Depth to Water: 26.79 ft**	**Pump Type: QED Dedicated** **Tubing Type: LPDE** **Pump Intake From TOC: 35.11 ft** **Estimated Total Volume Pumped: 4800 ml** **Flow Cell Volume: 90 ml** **Final Flow Rate: 120 ml/min** **Final Draw Down: 0.54 ft**	**Instrument Used: Aqua TROLL 400** **Serial Number: 1202788**

Test Notes:
Pre-purged 2 L

Low-Flow Readings:

Date Time	Elapsed Time	pH	Temperature	Specific Conductivity	RDO Concentration	Turbidity	ORP	Depth to Water	Salinity	Flow
		+/- 0.1	+/- 100	+/- 5 %	+/- 10 %	+/- 10	+/- 10	+/- 0.3	+/- 10	
2/12/2026 1:48 PM	00:00	7.469 pH	17.49 °C	278.2 µS/cm	2.167 mg/L	0.930 NTU	40.4 mV	27.31 ft	0.133 PSU	120.0 ml/min
2/12/2026 1:53 PM	05:00	7.484 pH	17.11 °C	281.8 µS/cm	2.581 mg/L	0.880 NTU	37.1 mV	27.32 ft	0.135 PSU	120.0 ml/min
2/12/2026 1:58 PM	10:00	7.496 pH	17.25 °C	283.5 µS/cm	2.759 mg/L	0.600 NTU	39.6 mV	27.33 ft	0.136 PSU	120.0 ml/min
2/12/2026 2:03 PM	15:00	7.506 pH	17.38 °C	283.5 µS/cm	2.945 mg/L	0.620 NTU	37.1 mV	27.33 ft	0.136 PSU	120.0 ml/min
2/12/2026 2:08 PM	20:00	7.516 pH	17.25 °C	282.5 µS/cm	3.189 mg/L	0.500 NTU	35.1 mV	27.33 ft	0.135 PSU	120.0 ml/min
2/12/2026 2:13 PM	25:00	7.524 pH	17.30 °C	283.0 µS/cm	3.300 mg/L	0.690 NTU	33.5 mV	27.33 ft	0.136 PSU	120.0 ml/min
2/12/2026 2:18 PM	30:00	7.530 pH	17.26 °C	282.3 µS/cm	3.471 mg/L	0.600 NTU	32.0 mV	27.33 ft	0.135 PSU	120.0 ml/min
2/12/2026 2:23 PM	35:00	7.537 pH	17.44 °C	282.7 µS/cm	3.644 mg/L	0.510 NTU	30.1 mV	27.33 ft	0.136 PSU	120.0 ml/min
2/12/2026 2:28 PM	40:00	7.545 pH	17.54 °C	281.2 µS/cm	3.743 mg/L	0.440 NTU	28.6 mV	27.33 ft	0.135 PSU	120.0 ml/min

Samples

Sample ID:	Description:
GWC-24R	Metals, Inorganics, Alkalinity, TDS

Low-Flow Test Report:

Test Date / Time: 2/12/2026 2:02:12 PM
Project: Plant Bowen LF February 2026
Operator Name: Ori Kimhi

Location Name: GWC-19R **Latitude: 34.138889377968596** **Longitude: -84.90508689553002** **Well Diameter: 2 in** **Casing Type: PVC** **Screen Length: 10 ft** **Top of Screen: 136.6 ft** **Total Depth: 146.6 ft** **Initial Depth to Water: 74.92 ft**	**Pump Type: QED Dedicated** **Tubing Type: LDPE** **Pump Intake From TOC: 141.6 ft** **Estimated Total Volume Pumped: 3000 ml** **Flow Cell Volume: 90 ml** **Final Flow Rate: 100 ml/min** **Final Draw Down: 3.93 ft**	**Instrument Used: Aqua TROLL 400** **Serial Number: 850735**

Test Notes:
Prepurged 2L

Low-Flow Readings:

Date Time	Elapsed Time	pH	Temperature	Specific Conductivity	RDO Concentration	Turbidity	ORP	Depth to Water	Salinity	Flow
		+/- 0.1	+/- 0.5	+/- 5 %	+/- 0.2	+/- 10	+/- 10	+/- 5	+/- 10	
2/12/2026 2:02 PM	00:00	7.524 pH	25.65 °C	259.8 µS/cm	6.161 mg/L	3.230 NTU	82.6 mV	78.84 ft	0.124 PSU	100.0 ml/min
2/12/2026 2:07 PM	05:00	7.713 pH	17.67 °C	287.5 µS/cm	6.595 mg/L	2.310 NTU	64.9 mV	78.85 ft	0.138 PSU	100.0 ml/min
2/12/2026 2:12 PM	10:00	7.720 pH	16.96 °C	290.3 µS/cm	6.716 mg/L	1.770 NTU	46.5 mV	78.85 ft	0.139 PSU	100.0 ml/min
2/12/2026 2:17 PM	15:00	7.719 pH	16.83 °C	290.4 µS/cm	6.713 mg/L	2.680 NTU	45.5 mV	78.85 ft	0.139 PSU	100.0 ml/min
2/12/2026 2:22 PM	20:00	7.719 pH	16.66 °C	291.2 µS/cm	6.749 mg/L	1.140 NTU	45.5 mV	78.85 ft	0.140 PSU	100.0 ml/min
2/12/2026 2:27 PM	25:00	7.721 pH	16.57 °C	291.1 µS/cm	6.757 mg/L	1.110 NTU	45.6 mV	78.85 ft	0.140 PSU	100.0 ml/min
2/12/2026 2:32 PM	30:00	7.719 pH	16.48 °C	290.5 µS/cm	6.761 mg/L	0.800 NTU	46.2 mV	78.85 ft	0.139 PSU	100.0 ml/min

Samples

Sample ID:	Description:
GWC-19R	Metals, Inorganics, Alkalinity, TDS

Low-Flow Test Report:

Test Date / Time: 2/12/2026 2:56:25 PM
Project: Plant Bowen LF February 2026
Operator Name: Kyle Rhyne

Location Name: GWC-20R **Well Diameter: 2 in** **Casing Type: PVC** **Screen Length: 10 ft** **Top of Screen: 77.47 ft** **Total Depth: 87.47 ft** **Initial Depth to Water: 72.87 ft**	**Pump Type: QED Dedicated** **Tubing Type: LDPE** **Pump Intake From TOC: 82.47 ft** **Estimated Total Volume Pumped: 4950 ml** **Flow Cell Volume: 90 ml** **Final Flow Rate: 110 ml/min** **Final Draw Down: 0.18 ft**	**Instrument Used: Aqua TROLL 400** **Serial Number: 843593**

Test Notes:
Pre-purged 2 L.

Low-Flow Readings:

Date Time	Elapsed Time	pH	Temperature	Specific Conductivity	RDO Concentration	Turbidity	ORP	Depth to Water	Flow
		+/- 0.1	+/- 5	+/- 5 %	+/- 10 %	+/- 5	+/- 10	+/- 0.3	
2/12/2026 2:56 PM	00:00	7.725 pH	14.43 °C	312.6 µS/cm	10.61 mg/L	0.430 NTU	41.4 mV	73.04 ft	110.0 ml/min
2/12/2026 3:01 PM	05:00	7.734 pH	13.74 °C	309.6 µS/cm	10.50 mg/L	0.200 NTU	38.8 mV	73.05 ft	110.0 ml/min
2/12/2026 3:06 PM	10:00	7.730 pH	13.50 °C	310.3 µS/cm	10.47 mg/L	0.160 NTU	39.3 mV	73.05 ft	110.0 ml/min
2/12/2026 3:11 PM	15:00	7.705 pH	13.29 °C	318.3 µS/cm	10.45 mg/L	0.100 NTU	41.3 mV	73.05 ft	110.0 ml/min
2/12/2026 3:16 PM	20:00	7.661 pH	13.16 °C	332.9 µS/cm	10.49 mg/L	0.130 NTU	41.0 mV	73.05 ft	110.0 ml/min
2/12/2026 3:21 PM	25:00	7.617 pH	13.15 °C	344.7 µS/cm	10.53 mg/L	0.110 NTU	42.8 mV	73.05 ft	110.0 ml/min
2/12/2026 3:26 PM	30:00	7.580 pH	13.25 °C	353.1 µS/cm	10.54 mg/L	0.110 NTU	41.7 mV	73.05 ft	110.0 ml/min
2/12/2026 3:31 PM	35:00	7.552 pH	13.23 °C	359.7 µS/cm	10.58 mg/L	0.090 NTU	43.5 mV	73.05 ft	110.0 ml/min
2/12/2026 3:36 PM	40:00	7.523 pH	12.99 °C	367.6 µS/cm	10.67 mg/L	0.100 NTU	56.9 mV	73.05 ft	110.0 ml/min
2/12/2026 3:41 PM	45:00	7.498 pH	13.29 °C	373.0 µS/cm	10.60 mg/L	0.080 NTU	44.8 mV	73.05 ft	110.0 ml/min

Samples

Sample ID:	Description:
GWC-20R	Metals, Inorganics, Alkalinity, TDS

Created using VuSitu from In-Situ, Inc.

Low-Flow Test Report:

Test Date / Time: 2/12/2026 3:44:44 PM
Project: Plant Bowen LF February 2026
Operator Name: Natalie Piparo

Location Name: GWC-38 **Well Diameter: 2 in** **Casing Type: PVC** **Screen Length: 10 ft** **Top of Screen: 59.35 ft** **Total Depth: 69.35 ft** **Initial Depth to Water: 59.51 ft**	**Pump Type: QED Dedicated** **Tubing Type: LDPE** **Pump Intake From TOC: 64.35 ft** **Estimated Total Volume Pumped: 3750 ml** **Flow Cell Volume: 90 ml** **Final Flow Rate: 150 ml/min** **Final Draw Down: 1.08 ft**	**Instrument Used: Aqua TROLL 400** **Serial Number: 1197755**

Test Notes:
Prepurged 19 L
Depth to water started in screen interval. Three well volume method initiated.

Low-Flow Readings:

Date Time	Elapsed Time	pH	Temperature	Specific Conductivity	RDO Concentration	Turbidity	ORP	Depth to Water	Salinity	Flow
		+/- 0.1	+/- 1000 %	+/- 5 %	+/- 10 %	+/- 5	+/- 1000 %	+/- 0.3	+/- 1000 %	
2/12/2026 3:44 PM	00:00	4.334 pH	18.62 °C	28.18 µS/cm	7.753 mg/L	0.400 NTU	125.8 mV	60.51 ft	0.012 PSU	150.0 ml/min
2/12/2026 3:49 PM	05:00	4.314 pH	18.41 °C	27.99 µS/cm	7.744 mg/L	0.300 NTU	123.5 mV	60.53 ft	0.012 PSU	150.0 ml/min
2/12/2026 3:54 PM	10:00	4.324 pH	18.51 °C	27.94 µS/cm	7.742 mg/L	0.280 NTU	121.8 mV	60.55 ft	0.012 PSU	150.0 ml/min
2/12/2026 3:59 PM	15:00	4.315 pH	18.50 °C	27.83 µS/cm	7.755 mg/L	0.280 NTU	121.6 mV	60.57 ft	0.012 PSU	150.0 ml/min
2/12/2026 4:04 PM	20:00	4.330 pH	18.60 °C	27.75 µS/cm	7.734 mg/L	0.240 NTU	121.4 mV	60.58 ft	0.012 PSU	150.0 ml/min
2/12/2026 4:09 PM	25:00	4.307 pH	18.56 °C	27.61 µS/cm	7.733 mg/L	0.170 NTU	158.8 mV	60.59 ft	0.012 PSU	150.0 ml/min

Samples

Sample ID:	Description:
GWC-38	Metals, Inorganics, Alkalinity, TDS

Low-Flow Test Report:

Test Date / Time: 2/13/2026 9:47:19 AM
Project: Plant Bowen LF February 2026
Operator Name: Ori Kimhi

Location Name: GWC-16R **Latitude: 34.13745435724056** **Longitude: -84.90691782265353** **Well Diameter: 2 in** **Casing Type: PVC** **Screen Length: 10 ft** **Top of Screen: 88.12 ft** **Total Depth: 98.12 ft** **Initial Depth to Water: 86.45 ft**	**Pump Type: QED Dedicated** **Tubing Type: LDPE** **Pump Intake From TOC: 93.12 ft** **Estimated Total Volume Pumped: 200 ml** **Flow Cell Volume: 90 ml** **Final Flow Rate: 100 ml/min** **Final Draw Down: 0.46 ft**	**Instrument Used: Aqua TROLL 400** **Serial Number: 850735**

Test Notes:
Complete evac performed 2/12/26

Low-Flow Readings:

Date Time	Elapsed Time	pH	Temperature	Specific Conductivity	RDO Concentration	Turbidity	ORP	Depth to Water	Salinity	Flow
		+/- 0.1	+/- 0.5	+/- 5 %	+/- 0.2	+/- 10	+/- 10	+/- 5	+/- 10	
2/13/2026 9:47 AM	00:00	7.280 pH	8.801 °C	666.0 µS/cm	6.757 mg/L	0.380 NTU	190.0 mV	86.74 ft	0.323 PSU	100.0 ml/min
2/13/2026 9:48 AM	01:00	7.155 pH	9.983 °C	652.8 µS/cm	5.943 mg/L	0.380 NTU	198.1 mV		0.317 PSU	100.0 ml/min
2/13/2026 9:49 AM	02:00	7.055 pH	11.14 °C	645.4 µS/cm	5.476 mg/L	0.380 NTU	191.0 mV	86.74 ft	0.314 PSU	100.0 ml/min

Samples

Sample ID:	Description:
GWC-16R	Metals, Inorganics, Alkalinity, TDS

Low-Flow Test Report:

Test Date / Time: 2/13/2026 9:50:57 AM
Project: Plant Bowen LF February 2026
Operator Name: Kyle Rhyne

Location Name: GWC-23R **Well Diameter: 2 in** **Casing Type: PVC** **Screen Length: 10 ft** **Top of Screen: 39.57 ft** **Total Depth: 49.57 ft** **Initial Depth to Water: 40.86 ft**	**Pump Type: QED Dedicated** **Tubing Type: LDPE** **Pump Intake From TOC: 44.57 ft** **Estimated Total Volume Pumped: 220 ml** **Flow Cell Volume: 90 ml** **Final Flow Rate: 110 ml/min** **Final Draw Down: 0 ft**	**Instrument Used: Aqua TROLL 400** **Serial Number: 843593**

Test Notes:
Complete evac performed 2/12/2026.

Low-Flow Readings:

Date Time	Elapsed Time	pH	Temperature	Specific Conductivity	RDO Concentration	Turbidity	ORP	Depth to Water	Flow
		+/- 0.1	+/- 5	+/- 5 %	+/- 10 %	+/- 5	+/- 10	+/- 0.3	
2/13/2026 9:50 AM	00:00	7.039 pH	9.713 °C	645.2 µS/cm	8.059 mg/L	0.840 NTU	128.0 mV	40.86 ft	110.0 ml/min
2/13/2026 9:51 AM	01:00	7.055 pH	9.565 °C	678.2 µS/cm	7.956 mg/L		89.1 mV	40.86 ft	110.0 ml/min
2/13/2026 9:52 AM	02:00	7.074 pH	9.375 °C	680.1 µS/cm	7.727 mg/L	0.840 NTU	111.2 mV	40.86 ft	110.0 ml/min

Samples

Sample ID:	Description:
GWC-23R	Metals, Inorganics, Alkalinity, TDS

Created using VuSitu from In-Situ, Inc.

Low-Flow Test Report:

Test Date / Time: 2/13/2026 10:33:26 AM
Project: Plant Bowen LF February 2026
Operator Name: Shannon Northen

Location Name: GWC-22R **Well Diameter: 2 in** **Casing Type: PVC** **Screen Length: 10 ft** **Top of Screen: 109.6 ft** **Total Depth: 119.6 ft** **Initial Depth to Water: 65.8 ft**	**Pump Type: QED Dedicated** **Tubing Type: LPDE** **Pump Intake From TOC: 114.6 ft** **Estimated Total Volume Pumped: 7800 ml** **Flow Cell Volume: 90 ml** **Final Flow Rate: 120 ml/min** **Final Draw Down: 0.01 ft**	**Instrument Used: Aqua TROLL 400** **Serial Number: 1202788**

Test Notes:
Pre-purged 3.5 L

Low-Flow Readings:

Date Time	Elapsed Time	pH	Temperature	Specific Conductivity	RDO Concentration	Turbidity	ORP	Depth to Water	Salinity	Flow
		+/- 0.1	+/- 100	+/- 5 %	+/- 10 %	+/- 10	+/- 10	+/- 0.3	+/- 10	
2/13/2026 10:33 AM	00:00	7.020 pH	14.85 °C	314.1 µS/cm	0.525 mg/L	1.830 NTU	3.0 mV	65.81 ft	0.151 PSU	120.0 ml/min
2/13/2026 10:38 AM	05:00	7.003 pH	14.65 °C	315.6 µS/cm	0.837 mg/L	1.650 NTU	8.4 mV	65.81 ft	0.151 PSU	120.0 ml/min
2/13/2026 10:43 AM	10:00	7.016 pH	14.64 °C	312.2 µS/cm	1.189 mg/L	1.500 NTU	11.4 mV	65.81 ft	0.150 PSU	120.0 ml/min
2/13/2026 10:48 AM	15:00	7.017 pH	14.98 °C	311.0 µS/cm	1.502 mg/L	1.510 NTU	14.4 mV	65.81 ft	0.149 PSU	120.0 ml/min
2/13/2026 10:53 AM	20:00	7.014 pH	15.03 °C	308.0 µS/cm	1.658 mg/L	1.430 NTU	18.6 mV	65.81 ft	0.148 PSU	120.0 ml/min
2/13/2026 10:58 AM	25:00	7.006 pH	15.40 °C	307.1 µS/cm	1.781 mg/L	1.150 NTU	20.7 mV	65.81 ft	0.147 PSU	120.0 ml/min
2/13/2026 11:03 AM	30:00	7.017 pH	15.32 °C	304.1 µS/cm	1.881 mg/L	1.090 NTU	23.6 mV	65.81 ft	0.146 PSU	120.0 ml/min
2/13/2026 11:08 AM	35:00	7.022 pH	15.68 °C	304.8 µS/cm	2.140 mg/L	1.120 NTU	24.1 mV	65.81 ft	0.146 PSU	120.0 ml/min
2/13/2026 11:13 AM	40:00	7.024 pH	15.37 °C	301.8 µS/cm	2.181 mg/L	0.960 NTU	26.9 mV	65.81 ft	0.145 PSU	120.0 ml/min
2/13/2026 11:18 AM	45:00	7.027 pH	15.24 °C	302.5 µS/cm	2.295 mg/L	0.950 NTU	28.2 mV	65.81 ft	0.145 PSU	120.0 ml/min
2/13/2026 11:23 AM	50:00	7.030 pH	15.25 °C	302.4 µS/cm	2.436 mg/L	0.950 NTU	29.5 mV	65.81 ft	0.145 PSU	120.0 ml/min
2/13/2026 11:28 AM	55:00	7.026 pH	15.21 °C	302.3 µS/cm	2.471 mg/L	1.000 NTU	31.3 mV	65.81 ft	0.145 PSU	120.0 ml/min
2/13/2026 11:33 AM	01:00:00	7.023 pH	15.20 °C	301.3 µS/cm	2.467 mg/L	0.900 NTU	33.1 mV	65.81 ft	0.144 PSU	120.0 ml/min
2/13/2026 11:38 AM	01:05:00	7.025 pH	15.20 °C	301.7 µS/cm	2.514 mg/L	0.900 NTU	33.7 mV	65.81 ft	0.145 PSU	120.0 ml/min

Samples

Sample ID:	Description:
GWC-22R	Metals, Inorganics, Alkalinity, TDS

Created using VuSitu from In-Situ, Inc.

Low-Flow Test Report:

Test Date / Time: 2/13/2026 10:34:20 AM
Project: Plant Bowen LF February 2026
Operator Name: Ori Kimhi

Location Name: GWC-17R **Latitude: 34.137917964543135** **Longitude: -84.90620858447342** **Well Diameter: 2 in** **Casing Type: PVC** **Screen Length: 10 ft** **Top of Screen: 82.93 ft** **Total Depth: 92.93 ft** **Initial Depth to Water: 84.25 ft**	**Pump Type: QED Dedicated** **Tubing Type: LDPE** **Pump Intake From TOC: 87.93 ft** **Estimated Total Volume Pumped: 200 ml** **Flow Cell Volume: 90 ml** **Final Flow Rate: 100 ml/min**	**Instrument Used: Aqua TROLL 400** **Serial Number: 850735**

Test Notes:
Complete evac performed 2/12/26

Low-Flow Readings:

Date Time	Elapsed Time	pH	Temperature	Specific Conductivity	RDO Concentration	Turbidity	ORP	Depth to Water	Salinity	Flow
		+/- 0.1	+/- 0.5	+/- 5 %	+/- 0.2	+/- 10	+/- 10	+/- 5	+/- 10	
2/13/2026 10:34 AM	00:00	7.235 pH	9.607 °C	559.5 µS/cm	9.494 mg/L	1.180 NTU	127.2 mV	84.25 ft	0.270 PSU	100.0 ml/min
2/13/2026 10:35 AM	01:00	7.271 pH	9.700 °C	568.9 µS/cm	8.817 mg/L	1.180 NTU	146.1 mV	84.25 ft	0.275 PSU	100.0 ml/min
2/13/2026 10:36 AM	02:00	7.268 pH	10.03 °C	564.4 µS/cm	8.274 mg/L	1.180 NTU	134.1 mV	84.25 ft	0.273 PSU	100.0 ml/min

Samples

Sample ID:	Description:
GWC-17R	Metals, Inorganics, Alkalinity, TDS

Created using VuSitu from In-Situ, Inc.

Low-Flow Test Report:

Test Date / Time: 2/13/2026 11:06:38 AM
Project: Plant Bowen LF February 2026
Operator Name: Kyle Rhyne

Location Name: GWC-25R **Well Diameter: 2 in** **Casing Type: PVC** **Screen Length: 10 ft** **Top of Screen: 89.97 ft** **Total Depth: 99.97 ft** **Initial Depth to Water: 25.88 ft**	**Pump Type: QED Dedicated** **Tubing Type: LDPE** **Pump Intake From TOC: 94.97 ft** **Estimated Total Volume Pumped: 3450 ml** **Flow Cell Volume: 90 ml** **Final Flow Rate: 115 ml/min** **Final Draw Down: 0.02 ft**	**Instrument Used: Aqua TROLL 400** **Serial Number: 843593**

Test Notes:
Pre-purged 2 L.

Low-Flow Readings:

Date Time	Elapsed Time	pH	Temperature	Specific Conductivity	RDO Concentration	Turbidity	ORP	Depth to Water	Flow
		+/- 0.1	+/- 5	+/- 5 %	+/- 10 %	+/- 5	+/- 10	+/- 0.3	
2/13/2026 11:06 AM	00:00	7.511 pH	12.95 °C	282.3 µS/cm	6.230 mg/L	0.170 NTU	54.7 mV	25.89 ft	115.0 ml/min
2/13/2026 11:11 AM	05:00	7.539 pH	12.47 °C	286.3 µS/cm	6.408 mg/L	0.130 NTU	42.5 mV	25.89 ft	115.0 ml/min
2/13/2026 11:16 AM	10:00	7.555 pH	12.70 °C	285.7 µS/cm	6.444 mg/L	0.120 NTU	44.2 mV	25.89 ft	115.0 ml/min
2/13/2026 11:21 AM	15:00	7.563 pH	12.48 °C	287.0 µS/cm	6.529 mg/L	0.100 NTU	42.4 mV	25.89 ft	115.0 ml/min
2/13/2026 11:26 AM	20:00	7.570 pH	12.84 °C	285.6 µS/cm	6.523 mg/L	0.110 NTU	44.1 mV	25.89 ft	115.0 ml/min
2/13/2026 11:31 AM	25:00	7.581 pH	12.73 °C	285.7 µS/cm	6.571 mg/L	0.100 NTU	44.0 mV	25.89 ft	115.0 ml/min
2/13/2026 11:36 AM	30:00	7.587 pH	12.61 °C	286.6 µS/cm	6.619 mg/L	0.090 NTU	44.0 mV	25.90 ft	115.0 ml/min

Samples

Sample ID:	Description:
GWC-25R	Metals, Inorganics, Alkalinity, TDS

Created using VuSitu from In-Situ, Inc.

Low-Flow Test Report:

Test Date / Time: 2/16/2026 10:00:01 AM
Project: Plant Bowen LF February 2026
Operator Name: Ori Kimhi

Location Name: GWA-41R **Well Diameter: 2 in** **Casing Type: PVC** **Screen Length: 10 ft** **Top of Screen: 121.05 ft** **Total Depth: 131.05 ft** **Initial Depth to Water: 85.53 ft**	**Pump Type: QED Dedicated** **Tubing Type: LDPE** **Pump Intake From TOC: 126.05 ft** **Estimated Total Volume Pumped: 10200 ml** **Flow Cell Volume: 90 ml** **Final Flow Rate: 120 ml/min** **Final Draw Down: 0.19 ft**	**Instrument Used: Aqua TROLL 400** **Serial Number: 850735**

Test Notes:
Prepurged 2L

Low-Flow Readings:

Date Time	Elapsed Time	pH	Temperature	Specific Conductivity	RDO Concentration	Turbidity	ORP	Depth to Water	Salinity	Flow
		+/- 0.1	+/- 0.5	+/- 5 %	+/- 0.2	+/- 10	+/- 10	+/- 5	+/- 10	
2/16/2026 10:00 AM	00:00	7.802 pH	15.12 °C	343.4 µS/cm	3.161 mg/L	1.700 NTU	-24.8 mV	85.72 ft	0.165 PSU	140.0 ml/min
2/16/2026 10:05 AM	05:00	7.063 pH	15.44 °C	329.0 µS/cm	2.191 mg/L	1.100 NTU	-101.3 mV	85.72 ft	0.158 PSU	140.0 ml/min
2/16/2026 10:10 AM	10:00	7.050 pH	15.57 °C	330.0 µS/cm	2.018 mg/L	1.450 NTU	-112.6 mV	85.72 ft	0.159 PSU	140.0 ml/min
2/16/2026 10:15 AM	15:00	7.080 pH	15.64 °C	331.5 µS/cm	1.620 mg/L	1.480 NTU	-79.7 mV	85.72 ft	0.159 PSU	140.0 ml/min
2/16/2026 10:20 AM	20:00	7.127 pH	15.67 °C	335.0 µS/cm	1.337 mg/L	1.510 NTU	-72.2 mV	85.72 ft	0.161 PSU	140.0 ml/min
2/16/2026 10:25 AM	25:00	7.176 pH	15.69 °C	336.2 µS/cm	1.157 mg/L	1.250 NTU	-69.5 mV	85.72 ft	0.162 PSU	140.0 ml/min
2/16/2026 10:30 AM	30:00	7.218 pH	15.74 °C	336.6 µS/cm	1.050 mg/L	1.960 NTU	-68.1 mV	85.72 ft	0.162 PSU	140.0 ml/min
2/16/2026 10:35 AM	35:00	7.259 pH	15.70 °C	337.2 µS/cm	0.933 mg/L	1.810 NTU	-65.2 mV	85.72 ft	0.162 PSU	140.0 ml/min
2/16/2026 10:40 AM	40:00	7.285 pH	15.75 °C	338.6 µS/cm	0.795 mg/L	2.490 NTU	-67.0 mV	85.72 ft	0.163 PSU	140.0 ml/min
2/16/2026 10:45 AM	45:00	7.307 pH	15.79 °C	340.7 µS/cm	0.699 mg/L	2.760 NTU	-67.0 mV	85.72 ft	0.164 PSU	140.0 ml/min
2/16/2026 10:50 AM	50:00	7.299 pH	15.80 °C	343.7 µS/cm	0.630 mg/L	3.800 NTU	-64.6 mV	85.72 ft	0.165 PSU	140.0 ml/min
2/16/2026 10:55 AM	55:00	7.301 pH	15.84 °C	347.9 µS/cm	0.575 mg/L	4.950 NTU	-63.6 mV	85.72 ft	0.167 PSU	140.0 ml/min
2/16/2026 11:00 AM	01:00:00	7.314 pH	15.80 °C	350.2 µS/cm	0.554 mg/L	5.020 NTU	-61.2 mV	85.72 ft	0.169 PSU	120.0 ml/min
2/16/2026 11:05 AM	01:05:00	7.322 pH	15.74 °C	352.4 µS/cm	0.534 mg/L	4.890 NTU	-59.4 mV	85.72 ft	0.170 PSU	120.0 ml/min
2/16/2026 11:10 AM	01:10:00	7.324 pH	15.80 °C	355.3 µS/cm	0.504 mg/L	4.420 NTU	-57.4 mV	85.72 ft	0.171 PSU	120.0 ml/min

2/16/2026 11:15 AM	01:15:00	7.340 pH	15.91 °C	354.0 µS/cm	0.490 mg/L	3.730 NTU	-55.3 mV	85.72 ft	0.170 PSU	120.0 ml/min

Samples

Sample ID:	Description:
GWA-41R	Metals, Inorganics, Alkalinity, TDS

Created using VuSitu from In-Situ, Inc.

Low-Flow Test Report:

Test Date / Time: 2/16/2026 10:12:45 AM
Project: Plant Bowen LF February 2026
Operator Name: Natalie Piparo

Location Name: GWA-42 **Well Diameter: 2 in** **Casing Type: PVC** **Screen Length: 10 ft** **Top of Screen: 74.36 ft** **Total Depth: 84.36 ft** **Initial Depth to Water: 81.25 ft**	**Pump Type: QED Dedicated** **Tubing Type: LDPE** **Pump Intake From TOC: 79.36 ft** **Estimated Total Volume Pumped: 4500 ml** **Flow Cell Volume: 90 ml** **Final Flow Rate: 180 ml/min** **Final Draw Down: 0.05 ft**	**Instrument Used: Aqua TROLL 400** **Serial Number: 1197755**

Test Notes:
Prepurged 6 L
DTW began in screen interval, three well volume method initiated.

Low-Flow Readings:

Date Time	Elapsed Time	pH	Temperature	Specific Conductivity	RDO Concentration	Turbidity	ORP	Depth to Water	Salinity	Flow
		+/- 0.1	+/- 1000 %	+/- 5 %	+/- 10 %	+/- 5	+/- 1000 %	+/- 0.3	+/- 1000 %	
2/16/2026 10:12 AM	00:00	7.184 pH	16.06 °C	300.6 µS/cm	4.730 mg/L	0.350 NTU	140.4 mV	81.30 ft	0.144 PSU	180.0 ml/min
2/16/2026 10:17 AM	05:00	7.184 pH	16.13 °C	299.6 µS/cm	4.730 mg/L	1.990 NTU	98.4 mV	81.30 ft	0.144 PSU	180.0 ml/min
2/16/2026 10:22 AM	10:00	7.183 pH	16.46 °C	298.1 µS/cm	4.686 mg/L	1.360 NTU	87.9 mV	81.30 ft	0.143 PSU	180.0 ml/min
2/16/2026 10:27 AM	15:00	7.181 pH	16.68 °C	297.4 µS/cm	4.677 mg/L	0.860 NTU	84.4 mV	81.30 ft	0.143 PSU	180.0 ml/min
2/16/2026 10:32 AM	20:00	7.183 pH	16.41 °C	298.8 µS/cm	4.692 mg/L	0.650 NTU	82.0 mV	81.30 ft	0.143 PSU	180.0 ml/min
2/16/2026 10:37 AM	25:00	7.176 pH	16.50 °C	297.8 µS/cm	4.685 mg/L	0.430 NTU	81.0 mV	81.30 ft	0.143 PSU	180.0 ml/min

Samples

Sample ID:	Description:
GWA-42	Metals, Inorganics, Alkalinity, TDS

Low-Flow Test Report:

Test Date / Time: 2/16/2026 10:17:21 AM
Project: Plant Bowen LF February 2026
Operator Name: Shannon Northen

Location Name: GWC-25 **Well Diameter: 2 in** **Casing Type: PVC** **Screen Length: 10 ft** **Top of Screen: 33.34 ft** **Total Depth: 43.34 ft** **Initial Depth to Water: 26.12 ft**	**Pump Type: Geotech Peristaltic** **Tubing Type: LPDE** **Pump Intake From TOC: 38.34 ft** **Estimated Total Volume Pumped: 4200 ml** **Flow Cell Volume: 90 ml** **Final Flow Rate: 120 ml/min** **Final Draw Down: 0.05 ft**	**Instrument Used: Aqua TROLL 400** **Serial Number: 1202788**

Test Notes:
Pre-purged 3L

Low-Flow Readings:

Date Time	Elapsed Time	pH	Temperature	Specific Conductivity	RDO Concentration	Turbidity	ORP	Depth to Water	Salinity	Flow
		+/- 0.1	+/- 100	+/- 5 %	+/- 10 %	+/- 10	+/- 10	+/- 0.3	+/- 10	
2/16/2026 10:17 AM	00:00	7.267 pH	15.81 °C	463.2 µS/cm	1.686 mg/L	3.200 NTU	74.9 mV	26.16 ft	0.225 PSU	120.0 ml/min
2/16/2026 10:22 AM	05:00	7.261 pH	15.56 °C	460.5 µS/cm	1.714 mg/L	2.930 NTU	74.7 mV	26.17 ft	0.223 PSU	120.0 ml/min
2/16/2026 10:27 AM	10:00	7.255 pH	15.72 °C	461.4 µS/cm	1.780 mg/L	2.510 NTU	73.8 mV	26.17 ft	0.224 PSU	120.0 ml/min
2/16/2026 10:32 AM	15:00	7.259 pH	15.76 °C	460.4 µS/cm	1.608 mg/L	1.820 NTU	73.4 mV	26.17 ft	0.223 PSU	120.0 ml/min
2/16/2026 10:37 AM	20:00	7.257 pH	15.85 °C	457.8 µS/cm	1.583 mg/L	2.000 NTU	72.9 mV	26.17 ft	0.222 PSU	120.0 ml/min
2/16/2026 10:42 AM	25:00	7.259 pH	15.89 °C	456.9 µS/cm	1.574 mg/L	1.960 NTU	72.6 mV	26.17 ft	0.221 PSU	120.0 ml/min
2/16/2026 10:47 AM	30:00	7.259 pH	16.03 °C	454.9 µS/cm	1.548 mg/L	1.800 NTU	72.0 mV	26.17 ft	0.221 PSU	120.0 ml/min
2/16/2026 10:52 AM	35:00	7.263 pH	16.08 °C	455.3 µS/cm	1.559 mg/L	1.320 NTU	71.6 mV	26.17 ft	0.221 PSU	120.0 ml/min

Samples

Sample ID:	Description:
GWC-25	Metals, Inorganics, Alkalinity, TDS
FD-06	Metals, Inorganics, TDS

Low-Flow Test Report:

Test Date / Time: 2/16/2026 11:55:06 AM
Project: Plant Bowen LF February 2026
Operator Name: Natalie Piparo

Location Name: GWC-44 **Well Diameter: 2 in** **Casing Type: PVC** **Screen Length: 10 ft** **Top of Screen: 81.1 ft** **Total Depth: 91.1 ft** **Initial Depth to Water: 58.68 ft**	**Pump Type: QED Dedicated** **Tubing Type: LDPE** **Pump Intake From TOC: 86.1 ft** **Estimated Total Volume Pumped: 5400 ml** **Flow Cell Volume: 90 ml** **Final Flow Rate: 120 ml/min** **Final Draw Down: 0.07 ft**	**Instrument Used: Aqua TROLL 400** **Serial Number: 1197755**

Test Notes:
Prepurged 2 L

Low-Flow Readings:

Date Time	Elapsed Time	pH	Temperature	Specific Conductivity	RDO Concentration	Turbidity	ORP	Depth to Water	Salinity	Flow
		+/- 0.1	+/- 1000 %	+/- 5 %	+/- 10 %	+/- 5	+/- 1000 %	+/- 0.3	+/- 1000 %	
2/16/2026 11:55 AM	00:00	4.208 pH	18.78 °C	40.47 µS/cm	5.577 mg/L	0.650 NTU	106.2 mV	58.74 ft	0.018 PSU	120.0 ml/min
2/16/2026 12:00 PM	05:00	4.194 pH	18.64 °C	40.55 µS/cm	5.552 mg/L	0.420 NTU	105.4 mV	58.74 ft	0.018 PSU	120.0 ml/min
2/16/2026 12:05 PM	10:00	4.191 pH	18.74 °C	40.55 µS/cm	5.542 mg/L	0.300 NTU	132.9 mV	58.75 ft	0.018 PSU	120.0 ml/min
2/16/2026 12:10 PM	15:00	4.188 pH	18.96 °C	40.41 µS/cm	5.516 mg/L	0.210 NTU	134.9 mV	58.75 ft	0.018 PSU	120.0 ml/min
2/16/2026 12:15 PM	20:00	4.179 pH	19.00 °C	40.40 µS/cm	5.519 mg/L	0.270 NTU	136.6 mV	58.75 ft	0.018 PSU	120.0 ml/min
2/16/2026 12:20 PM	25:00	4.177 pH	19.05 °C	40.43 µS/cm	5.490 mg/L	0.330 NTU	106.9 mV	58.75 ft	0.018 PSU	120.0 ml/min
2/16/2026 12:25 PM	30:00	4.182 pH	19.08 °C	40.38 µS/cm	5.513 mg/L	0.270 NTU	136.9 mV	58.75 ft	0.018 PSU	120.0 ml/min
2/16/2026 12:30 PM	35:00	4.165 pH	18.95 °C	40.51 µS/cm	5.551 mg/L	0.370 NTU	107.6 mV	58.75 ft	0.018 PSU	120.0 ml/min
2/16/2026 12:35 PM	40:00	4.164 pH	18.87 °C	40.36 µS/cm	5.520 mg/L	0.190 NTU	140.4 mV	58.75 ft	0.018 PSU	120.0 ml/min
2/16/2026 12:40 PM	45:00	4.172 pH	18.87 °C	40.34 µS/cm	5.528 mg/L	0.140 NTU	105.8 mV	58.75 ft	0.018 PSU	120.0 ml/min

Samples

Sample ID:	Description:
GWC-44	Metals, Inorganics, Alkalinity, TDS

Created using VuSitu from In-Situ, Inc.

Low-Flow Test Report:

Test Date / Time: 2/16/2026 11:59:44 AM
Project: Plant Bowen LF February 2026
Operator Name: Ori Kimhi

Location Name: GWA-41 **Well Diameter: 2 in** **Casing Type: PVC** **Screen Length: 10 ft** **Top of Screen: 92.5 ft** **Total Depth: 102.5 ft** **Initial Depth to Water: 84.81 ft**	**Pump Type: QED Dedicated** **Tubing Type: LDPE** **Pump Intake From TOC: 97.5 ft** **Estimated Total Volume Pumped: 19300 ml** **Flow Cell Volume: 90 ml** **Final Flow Rate: 100 ml/min** **Final Draw Down: 0.01 ft**	**Instrument Used: Aqua TROLL 400** **Serial Number: 850735**

Test Notes:
Prepurged 2L

Low-Flow Readings:

Date Time	Elapsed Time	pH	Temperature	Specific Conductivity	RDO Concentration	Turbidity	ORP	Depth to Water	Salinity	Flow
		+/- 0.1	+/- 0.5	+/- 5 %	+/- 0.2	+/- 10	+/- 10	+/- 5	+/- 10	
2/16/2026 11:59 AM	00:00	7.622 pH	25.63 °C	41.13 µS/cm	6.397 mg/L	3.940 NTU	80.4 mV	84.82 ft	0.018 PSU	100.0 ml/min
2/16/2026 12:04 PM	05:00	6.384 pH	18.71 °C	30.06 µS/cm	7.377 mg/L	3.980 NTU	98.5 mV	84.82 ft	0.013 PSU	100.0 ml/min
2/16/2026 12:09 PM	10:00	5.905 pH	18.44 °C	27.60 µS/cm	7.366 mg/L	3.090 NTU	105.8 mV	84.82 ft	0.012 PSU	120.0 ml/min
2/16/2026 12:14 PM	15:00	5.677 pH	18.08 °C	26.86 µS/cm	7.315 mg/L	3.090 NTU	106.8 mV	84.82 ft	0.011 PSU	120.0 ml/min
2/16/2026 12:19 PM	20:00	5.603 pH	18.08 °C	25.85 µS/cm	7.301 mg/L	3.090 NTU	104.4 mV	84.82 ft	0.011 PSU	120.0 ml/min
2/16/2026 12:24 PM	25:00	5.500 pH	18.18 °C	25.37 µS/cm	7.234 mg/L	3.030 NTU	141.1 mV	84.82 ft	0.011 PSU	120.0 ml/min
2/16/2026 12:29 PM	30:00	5.380 pH	18.29 °C	25.35 µS/cm	7.188 mg/L	2.170 NTU	145.8 mV	84.82 ft	0.011 PSU	120.0 ml/min
2/16/2026 12:34 PM	35:00	5.358 pH	18.45 °C	25.22 µS/cm	7.164 mg/L	2.080 NTU	145.1 mV	84.82 ft	0.010 PSU	120.0 ml/min
2/16/2026 12:39 PM	40:00	5.434 pH	18.49 °C	25.88 µS/cm	7.177 mg/L	1.880 NTU	140.7 mV	84.82 ft	0.011 PSU	120.0 ml/min
2/16/2026 12:44 PM	45:00	5.365 pH	18.57 °C	27.19 µS/cm	7.117 mg/L	1.690 NTU	141.9 mV	84.82 ft	0.011 PSU	120.0 ml/min
2/16/2026 12:49 PM	50:00	5.515 pH	18.70 °C	29.19 µS/cm	7.078 mg/L	1.840 NTU	133.9 mV	84.82 ft	0.012 PSU	120.0 ml/min
2/16/2026 12:54 PM	55:00	5.370 pH	18.71 °C	32.26 µS/cm	6.980 mg/L	1.930 NTU	141.4 mV	84.82 ft	0.014 PSU	120.0 ml/min
2/16/2026 12:59 PM	01:00:00	5.445 pH	18.88 °C	36.43 µS/cm	6.922 mg/L	1.690 NTU	100.4 mV	84.82 ft	0.016 PSU	120.0 ml/min
2/16/2026 1:04 PM	01:05:00	5.492 pH	18.79 °C	40.95 µS/cm	6.901 mg/L	1.770 NTU	130.1 mV	84.82 ft	0.018 PSU	120.0 ml/min
2/16/2026 1:09 PM	01:10:00	5.530 pH	18.83 °C	45.39 µS/cm	6.844 mg/L	1.320 NTU	128.2 mV	84.82 ft	0.020 PSU	120.0 ml/min

2/16/2026 1:14 PM	01:15:00	5.576 pH	19.06 °C	49.55 µS/cm	6.804 mg/L	1.650 NTU	126.7 mV	84.82 ft	0.022 PSU	100.0 ml/min
2/16/2026 1:19 PM	01:20:00	5.741 pH	19.23 °C	53.87 µS/cm	6.779 mg/L	1.380 NTU	118.5 mV	84.82 ft	0.024 PSU	100.0 ml/min
2/16/2026 1:24 PM	01:25:00	5.794 pH	19.32 °C	56.77 µS/cm	6.780 mg/L	1.550 NTU	119.1 mV	84.82 ft	0.026 PSU	100.0 ml/min
2/16/2026 1:29 PM	01:30:00	5.694 pH	19.39 °C	60.87 µS/cm	6.787 mg/L	1.410 NTU	125.7 mV	84.82 ft	0.028 PSU	100.0 ml/min
2/16/2026 1:34 PM	01:35:00	5.851 pH	19.41 °C	64.34 µS/cm	6.786 mg/L	1.350 NTU	118.7 mV	84.82 ft	0.029 PSU	100.0 ml/min
2/16/2026 1:39 PM	01:40:00	5.868 pH	19.41 °C	66.38 µS/cm	6.783 mg/L	1.740 NTU	122.2 mV	84.82 ft	0.030 PSU	100.0 ml/min
2/16/2026 1:44 PM	01:45:00	5.953 pH	19.52 °C	68.73 µS/cm	6.769 mg/L	1.690 NTU	121.6 mV	84.82 ft	0.032 PSU	100.0 ml/min
2/16/2026 1:49 PM	01:50:00	5.995 pH	19.54 °C	69.93 µS/cm	6.768 mg/L	1.020 NTU	130.1 mV	84.82 ft	0.032 PSU	100.0 ml/min
2/16/2026 1:54 PM	01:55:00	5.994 pH	19.72 °C	71.57 µS/cm	6.762 mg/L	1.260 NTU	142.8 mV	84.82 ft	0.033 PSU	100.0 ml/min
2/16/2026 1:59 PM	02:00:00	5.969 pH	19.59 °C	74.05 µS/cm	6.796 mg/L	1.420 NTU	153.0 mV	84.82 ft	0.034 PSU	100.0 ml/min
2/16/2026 2:04 PM	02:05:00	6.031 pH	19.43 °C	76.53 µS/cm	6.818 mg/L	0.900 NTU	152.2 mV	84.82 ft	0.035 PSU	100.0 ml/min
2/16/2026 2:09 PM	02:10:00	5.952 pH	18.92 °C	78.54 µS/cm	6.952 mg/L	1.110 NTU	144.6 mV	84.82 ft	0.036 PSU	100.0 ml/min
2/16/2026 2:14 PM	02:15:00	6.060 pH	18.87 °C	80.31 µS/cm	6.954 mg/L	0.720 NTU	124.3 mV	84.82 ft	0.037 PSU	100.0 ml/min
2/16/2026 2:19 PM	02:20:00	6.103 pH	18.64 °C	81.98 µS/cm	7.005 mg/L	0.720 NTU	113.0 mV	84.82 ft	0.038 PSU	100.0 ml/min
2/16/2026 2:24 PM	02:25:00	6.174 pH	18.43 °C	83.22 µS/cm	7.032 mg/L	0.690 NTU	106.3 mV	84.82 ft	0.039 PSU	100.0 ml/min
2/16/2026 2:29 PM	02:30:00	5.993 pH	18.47 °C	85.19 µS/cm	6.985 mg/L	0.930 NTU	116.4 mV	84.82 ft	0.040 PSU	100.0 ml/min
2/16/2026 2:34 PM	02:35:00	5.913 pH	18.85 °C	86.30 µS/cm	6.949 mg/L	0.880 NTU	117.6 mV	84.82 ft	0.040 PSU	100.0 ml/min
2/16/2026 2:39 PM	02:40:00	5.872 pH	19.32 °C	89.76 µS/cm	7.131 mg/L	0.860 NTU	120.2 mV	84.82 ft	0.042 PSU	100.0 ml/min
2/16/2026 2:44 PM	02:45:00	5.884 pH	19.24 °C	90.97 µS/cm	7.111 mg/L	0.770 NTU	118.8 mV	84.82 ft	0.042 PSU	100.0 ml/min
2/16/2026 2:49 PM	02:50:00	5.906 pH	19.35 °C	92.71 µS/cm	7.097 mg/L	0.950 NTU	117.2 mV	84.82 ft	0.043 PSU	100.0 ml/min
2/16/2026 2:54 PM	02:55:00	5.930 pH	19.34 °C	93.70 µS/cm	7.090 mg/L	0.900 NTU	115.9 mV	84.82 ft	0.044 PSU	100.0 ml/min
2/16/2026 2:59 PM	03:00:00	5.961 pH	19.21 °C	94.26 µS/cm	7.091 mg/L	0.830 NTU	114.1 mV	84.82 ft	0.044 PSU	100.0 ml/min

Samples

Sample ID:	Description:
GWA-41	Metals, Inorganics, Alkalinity, TDS

Low-Flow Test Report:

Test Date / Time: 2/16/2026 12:04:13 PM
Project: Plant Bowen LF February 2026
Operator Name: Kyle Rhyne

Location Name: GWA-43R **Well Diameter: 2 in** **Casing Type: PVC** **Screen Length: 10 ft** **Top of Screen: 104.58 ft** **Total Depth: 114.58 ft** **Initial Depth to Water: 57.62 ft**	**Pump Type: QED Dedicated** **Tubing Type: LDPE** **Pump Intake From TOC: 109.58 ft** **Estimated Total Volume Pumped: 3150 ml** **Flow Cell Volume: 90 ml** **Final Flow Rate: 105 ml/min** **Final Draw Down: 0.02 ft**	**Instrument Used: Aqua TROLL 400** **Serial Number: 843593**

Test Notes:
Pre-purged 2 L.

Low-Flow Readings:

Date Time	Elapsed Time	pH	Temperature	Specific Conductivity	RDO Concentration	Turbidity	ORP	Depth to Water	Flow
		+/- 0.1	+/- 5	+/- 5 %	+/- 10 %	+/- 5	+/- 10	+/- 0.3	
2/16/2026 12:04 PM	00:00	7.506 pH	13.26 °C	285.2 µS/cm	6.293 mg/L	0.950 NTU	92.1 mV	57.64 ft	105.0 ml/min
2/16/2026 12:09 PM	05:00	7.543 pH	11.75 °C	297.5 µS/cm	6.633 mg/L	0.570 NTU	87.7 mV	57.64 ft	105.0 ml/min
2/16/2026 12:14 PM	10:00	7.569 pH	12.22 °C	295.9 µS/cm	6.515 mg/L	0.470 NTU	64.6 mV	57.64 ft	105.0 ml/min
2/16/2026 12:19 PM	15:00	7.577 pH	12.15 °C	296.1 µS/cm	6.532 mg/L	0.270 NTU	63.1 mV	57.64 ft	105.0 ml/min
2/16/2026 12:24 PM	20:00	7.594 pH	12.27 °C	295.3 µS/cm	6.493 mg/L	0.560 NTU	63.1 mV	57.64 ft	105.0 ml/min
2/16/2026 12:29 PM	25:00	7.604 pH	12.39 °C	294.2 µS/cm	6.475 mg/L	0.400 NTU	62.1 mV	57.64 ft	105.0 ml/min
2/16/2026 12:34 PM	30:00	7.610 pH	12.40 °C	294.1 µS/cm	6.429 mg/L	0.350 NTU	61.8 mV	57.64 ft	105.0 ml/min

Samples

Sample ID:	Description:
GWA-43R	Metals, Inorganics, Alkalinity, TDS

Created using VuSitu from In-Situ, Inc.

Low-Flow Test Report:

Test Date / Time: 2/16/2026 12:41:01 PM
Project: Plant Bowen LF February 2026
Operator Name: Shannon Northen

Location Name: GWC-21R **Well Diameter: 2 in** **Casing Type: PVC** **Screen Length: 10 ft** **Top of Screen: 80.59 ft** **Total Depth: 90.59 ft** **Initial Depth to Water: 74.52 ft**	**Pump Type: QED Dedicated** **Tubing Type: LPDE** **Pump Intake From TOC: 85.59 ft** **Estimated Total Volume Pumped: 11100 ml** **Flow Cell Volume: 90 ml** **Final Flow Rate: 100 ml/min** **Final Draw Down: 5.63 ft**	**Instrument Used: Aqua TROLL 400** **Serial Number: 1202788**

Test Notes:
Pre-purged 3L.
Draw down did not stabilize. Depth to water entered the screen. Complete evacuation method initiated. Samples will be taken 2/17/26.

Low-Flow Readings:

Date Time	Elapsed Time	pH	Temperature	Specific Conductivity	RDO Concentration	Turbidity	ORP	Depth to Water	Salinity	Flow
		+/- 0.1	+/- 100	+/- 5 %	+/- 10 %	+/- 10	+/- 10	+/- 0.3	+/- 10	
2/16/2026 12:41 PM	00:00	7.098 pH	18.82 °C	574.1 µS/cm	6.992 mg/L	0.800 NTU	56.1 mV	76.08 ft	0.281 PSU	110.0 ml/min
2/16/2026 12:46 PM	05:00	7.098 pH	18.44 °C	570.7 µS/cm	7.091 mg/L	0.380 NTU	59.9 mV	76.38 ft	0.279 PSU	110.0 ml/min
2/16/2026 12:51 PM	10:00	7.094 pH	18.71 °C	569.5 µS/cm	7.183 mg/L	0.260 NTU	62.3 mV	76.59 ft	0.278 PSU	100.0 ml/min
2/16/2026 12:56 PM	15:00	7.096 pH	18.49 °C	565.0 µS/cm	7.090 mg/L	0.290 NTU	65.1 mV	76.87 ft	0.276 PSU	100.0 ml/min
2/16/2026 1:01 PM	20:00	7.095 pH	18.52 °C	565.9 µS/cm	7.024 mg/L	0.240 NTU	67.2 mV	77.10 ft	0.277 PSU	100.0 ml/min
2/16/2026 1:06 PM	25:00	7.094 pH	18.45 °C	565.3 µS/cm	6.994 mg/L	0.170 NTU	69.3 mV	77.29 ft	0.276 PSU	100.0 ml/min
2/16/2026 1:11 PM	30:00	7.092 pH	18.56 °C	562.0 µS/cm	6.941 mg/L	0.250 NTU	71.1 mV	77.52 ft	0.275 PSU	100.0 ml/min
2/16/2026 1:16 PM	35:00	7.088 pH	18.67 °C	561.5 µS/cm	6.933 mg/L	0.290 NTU	72.9 mV	77.75 ft	0.274 PSU	100.0 ml/min
2/16/2026 1:21 PM	40:00	7.086 pH	18.59 °C	563.5 µS/cm	6.961 mg/L	0.410 NTU	74.5 mV	77.90 ft	0.275 PSU	100.0 ml/min
2/16/2026 1:26 PM	45:00	7.085 pH	18.59 °C	560.2 µS/cm	6.909 mg/L	0.250 NTU	76.3 mV	78.10 ft	0.274 PSU	100.0 ml/min
2/16/2026 1:31 PM	50:00	7.085 pH	18.44 °C	564.3 µS/cm	6.927 mg/L	0.210 NTU	77.6 mV	78.29 ft	0.276 PSU	100.0 ml/min
2/16/2026 1:36 PM	55:00	7.083 pH	18.69 °C	562.3 µS/cm	6.916 mg/L	0.240 NTU	78.8 mV	78.49 ft	0.275 PSU	100.0 ml/min
2/16/2026 1:41 PM	01:00:00	7.082 pH	18.69 °C	561.2 µS/cm	6.924 mg/L	0.180 NTU	80.3 mV	78.60 ft	0.274 PSU	100.0 ml/min
2/16/2026 1:46 PM	01:05:00	7.080 pH	18.73 °C	563.4 µS/cm	6.960 mg/L	0.350 NTU	81.7 mV	78.80 ft	0.275 PSU	100.0 ml/min

2/16/2026 1:51 PM	01:10:00	7.079 pH	18.61 °C	563.4 µS/cm	7.010 mg/L	0.240 NTU	83.2 mV	78.95 ft	0.275 PSU	100.0 ml/min
2/16/2026 1:56 PM	01:15:00	7.082 pH	18.77 °C	565.8 µS/cm	7.002 mg/L	0.220 NTU	84.8 mV	79.10 ft	0.276 PSU	100.0 ml/min
2/16/2026 2:01 PM	01:20:00	7.083 pH	18.55 °C	563.4 µS/cm	7.016 mg/L	0.450 NTU	86.7 mV	79.20 ft	0.275 PSU	100.0 ml/min
2/16/2026 2:06 PM	01:25:00	7.082 pH	18.65 °C	563.7 µS/cm	6.953 mg/L	0.520 NTU	87.7 mV	79.40 ft	0.275 PSU	100.0 ml/min
2/16/2026 2:11 PM	01:30:00	7.084 pH	18.98 °C	559.4 µS/cm	6.831 mg/L	0.260 NTU	88.4 mV	79.50 ft	0.273 PSU	100.0 ml/min
2/16/2026 2:16 PM	01:35:00	7.083 pH	18.57 °C	560.9 µS/cm	6.890 mg/L	0.480 NTU	88.8 mV	79.60 ft	0.274 PSU	100.0 ml/min
2/16/2026 2:21 PM	01:40:00	7.089 pH	18.36 °C	561.1 µS/cm	6.853 mg/L	0.290 NTU	89.1 mV	79.80 ft	0.274 PSU	100.0 ml/min
2/16/2026 2:26 PM	01:45:00	7.091 pH	18.10 °C	560.6 µS/cm	6.840 mg/L	0.420 NTU	88.9 mV	80.00 ft	0.274 PSU	100.0 ml/min
2/16/2026 2:31 PM	01:50:00	7.092 pH	18.16 °C	562.0 µS/cm	6.809 mg/L	0.290 NTU	88.2 mV	80.15 ft	0.275 PSU	100.0 ml/min

Samples

Sample ID:	Description:

Low-Flow Test Report:

Test Date / Time: 2/16/2026 1:53:49 PM
Project: Plant Bowen LF February 2026
Operator Name: Kyle Rhyne

Location Name: GWA-43 **Well Diameter: 2 in** **Casing Type: PVC** **Screen Length: 10 ft** **Top of Screen: 82.53 ft** **Total Depth: 92.53 ft** **Initial Depth to Water: 57.19 ft**	**Pump Type: QED Dedicated** **Tubing Type: LDPE** **Pump Intake From TOC: 87.53 ft** **Estimated Total Volume Pumped: 4250 ml** **Flow Cell Volume: 90 ml** **Final Flow Rate: 140 ml/min** **Final Draw Down: 0.13 ft**	**Instrument Used: Aqua TROLL 400** **Serial Number: 843593**

Test Notes:
Pre-purged 4L

Low-Flow Readings:

Date Time	Elapsed Time	pH	Temperature	Specific Conductivity	RDO Concentration	Turbidity	ORP	Depth to Water	Flow
		+/- 0.1	+/- 5	+/- 5 %	+/- 10 %	+/- 5	+/- 10	+/- 0.3	
2/16/2026 1:53 PM	00:00	5.250 pH	14.53 °C	21.89 µS/cm	5.843 mg/L	3.880 NTU	131.7 mV	57.34 ft	190.0 ml/min
2/16/2026 1:58 PM	05:00	5.256 pH	13.91 °C	22.07 µS/cm	5.899 mg/L	2.480 NTU	107.8 mV	57.38 ft	190.0 ml/min
2/16/2026 2:03 PM	10:00	5.256 pH	13.49 °C	22.25 µS/cm	6.039 mg/L	2.230 NTU	152.1 mV	57.36 ft	190.0 ml/min
2/16/2026 2:08 PM	15:00	5.267 pH	13.49 °C	22.34 µS/cm	5.980 mg/L	1.070 NTU	152.3 mV	57.34 ft	140.0 ml/min
2/16/2026 2:13 PM	20:00	5.270 pH	13.73 °C	22.28 µS/cm	5.844 mg/L	0.940 NTU	102.6 mV	57.32 ft	140.0 ml/min
2/16/2026 2:18 PM	25:00	5.282 pH	13.65 °C	22.29 µS/cm	5.847 mg/L	0.690 NTU	98.7 mV	57.32 ft	140.0 ml/min

Samples

Sample ID:	Description:
GWA-43	Metals, Inorganics, Alkalinity, TDS

Created using VuSitu from In-Situ, Inc.

Low-Flow Test Report:

Test Date / Time: 2/16/2026 2:02:18 PM
Project: Plant Bowen LF February 2026
Operator Name: Natalie Piparo

Location Name: GWC-46R **Well Diameter: 2 in** **Casing Type: PVC** **Screen Length: 10 ft** **Top of Screen: 49.01 ft** **Total Depth: 59.01 ft** **Initial Depth to Water: 43.68 ft**	**Pump Type: QED Dedicated** **Tubing Type: LDPE** **Pump Intake From TOC: 54.01 ft** **Estimated Total Volume Pumped: 3600 ml** **Flow Cell Volume: 90 ml** **Final Flow Rate: 120 ml/min** **Final Draw Down: 0.35 ft**	**Instrument Used: Aqua TROLL 400** **Serial Number: 1197755**

Test Notes:
Prepurged 3 L

Low-Flow Readings:

Date Time	Elapsed Time	pH	Temperature	Specific Conductivity	RDO Concentration	Turbidity	ORP	Depth to Water	Salinity	Flow
		+/- 0.1	+/- 1000 %	+/- 5 %	+/- 10 %	+/- 5	+/- 1000 %	+/- 0.3	+/- 1000 %	
2/16/2026 2:02 PM	00:00	7.102 pH	18.66 °C	431.3 µS/cm	7.554 mg/L	0.160 NTU	94.2 mV	43.96 ft	0.209 PSU	120.0 ml/min
2/16/2026 2:07 PM	05:00	7.179 pH	18.60 °C	421.5 µS/cm	7.420 mg/L	0.120 NTU	119.3 mV	44.00 ft	0.204 PSU	120.0 ml/min
2/16/2026 2:12 PM	10:00	7.213 pH	18.68 °C	419.4 µS/cm	7.292 mg/L	0.140 NTU	103.0 mV	44.01 ft	0.203 PSU	120.0 ml/min
2/16/2026 2:17 PM	15:00	7.235 pH	18.89 °C	414.3 µS/cm	7.121 mg/L	0.150 NTU	104.3 mV	44.02 ft	0.201 PSU	120.0 ml/min
2/16/2026 2:22 PM	20:00	7.249 pH	18.92 °C	411.0 µS/cm	6.996 mg/L	0.140 NTU	105.4 mV	44.02 ft	0.199 PSU	120.0 ml/min
2/16/2026 2:27 PM	25:00	7.257 pH	19.05 °C	409.0 µS/cm	6.920 mg/L	0.170 NTU	106.4 mV	44.02 ft	0.198 PSU	120.0 ml/min
2/16/2026 2:32 PM	30:00	7.264 pH	19.05 °C	406.4 µS/cm	6.854 mg/L	0.160 NTU	107.3 mV	44.03 ft	0.197 PSU	120.0 ml/min

Samples

Sample ID:	Description:
GWC-46R	Metals, Inorganics, Alkalinity, TDS
FD-07	Metals, Inorganics, TDS

Low-Flow Test Report:

Test Date / Time: 2/16/2026 3:23:11 PM
Project: Plant Bowen LF February 2026
Operator Name: Shannon Northen

Location Name: GWA-40 **Well Diameter: 2 in** **Casing Type: PVC** **Screen Length: 10 ft** **Top of Screen: 145.02 ft** **Total Depth: 155.02 ft** **Initial Depth to Water: 74.54 ft**	**Pump Type: QED Dedicated** **Tubing Type: LPDE** **Pump Intake From TOC: 150.02 ft** **Estimated Total Volume Pumped: 3900 ml** **Flow Cell Volume: 90 ml** **Final Flow Rate: 120 ml/min** **Final Draw Down: 0.05 ft**	**Instrument Used: Aqua TROLL 400** **Serial Number: 1202788**

Test Notes:
Pre-purged 2L

Low-Flow Readings:

Date Time	Elapsed Time	pH	Temperature	Specific Conductivity	RDO Concentration	Turbidity	ORP	Depth to Water	Salinity	Flow
		+/- 0.1	+/- 100	+/- 5 %	+/- 10 %	+/- 10	+/- 10	+/- 0.3	+/- 10	
2/16/2026 3:23 PM	00:00	7.063 pH	19.72 °C	160.3 µS/cm	6.056 mg/L	0.500 NTU	79.2 mV	74.59 ft	0.076 PSU	140.0 ml/min
2/16/2026 3:28 PM	05:00	7.026 pH	18.79 °C	160.6 µS/cm	8.896 mg/L	0.750 NTU	82.7 mV	74.59 ft	0.076 PSU	140.0 ml/min
2/16/2026 3:33 PM	10:00	7.019 pH	18.77 °C	162.3 µS/cm	9.299 mg/L	0.930 NTU	85.2 mV	74.59 ft	0.077 PSU	140.0 ml/min
2/16/2026 3:38 PM	15:00	7.010 pH	18.90 °C	163.1 µS/cm	9.211 mg/L	0.400 NTU	86.8 mV	74.59 ft	0.077 PSU	120.0 ml/min
2/16/2026 3:43 PM	20:00	7.011 pH	18.87 °C	163.8 µS/cm	9.284 mg/L	1.350 NTU	87.9 mV	74.59 ft	0.078 PSU	120.0 ml/min
2/16/2026 3:48 PM	25:00	7.006 pH	18.78 °C	165.3 µS/cm	9.458 mg/L	0.850 NTU	89.0 mV	74.59 ft	0.078 PSU	120.0 ml/min
2/16/2026 3:53 PM	30:00	7.008 pH	18.84 °C	165.1 µS/cm	9.421 mg/L	0.750 NTU	90.3 mV	74.59 ft	0.078 PSU	120.0 ml/min

Samples

Sample ID:	Description:
GWA-40	Metals, Inorganics, Alkalinity, TDS

Created using VuSitu from In-Situ, Inc.

Low-Flow Test Report:

Test Date / Time: 2/17/2026 9:50:47 AM
Project: Plant Bowen LF February 2026
Operator Name: Kyle Rhyne

Location Name: GWC-21R **Well Diameter: 2 in** **Casing Type: PVC** **Screen Length: 10 ft** **Top of Screen: 80.59 ft** **Total Depth: 90.59 ft** **Initial Depth to Water: 73.58 ft**	**Pump Type: QED Dedicated** **Tubing Type: LDPE** **Pump Intake From TOC: 85.59 ft** **Estimated Total Volume Pumped: 220 ml** **Flow Cell Volume: 90 ml** **Final Flow Rate: 110 ml/min** **Final Draw Down: 0 ft**	**Instrument Used: Aqua TROLL 400** **Serial Number: 843593**

Test Notes:
Complete evac performed on 2/16/2026.

Low-Flow Readings:

Date Time	Elapsed Time	pH	Temperature	Specific Conductivity	RDO Concentration	Turbidity	ORP	Depth to Water	Flow
		+/- 0.1	+/- 5	+/- 5 %	+/- 10 %	+/- 5	+/- 10	+/- 0.3	
2/17/2026 9:50 AM	00:00	6.861 pH	12.21 °C	595.2 µS/cm	8.345 mg/L	0.790 NTU	128.9 mV	74.17 ft	110.0 ml/min
2/17/2026 9:51 AM	01:00	6.878 pH	12.09 °C	594.0 µS/cm	8.359 mg/L	0.790 NTU	91.6 mV		110.0 ml/min
2/17/2026 9:52 AM	02:00	6.894 pH	12.12 °C	594.2 µS/cm	8.433 mg/L	0.790 NTU	103.5 mV	74.17 ft	110.0 ml/min

Samples

Sample ID:	Description:
GWC-21R	Metals, Inorganics, Alkalinity, TDS

Created using VuSitu from In-Situ, Inc.

Low-Flow Test Report:

Test Date / Time: 2/17/2026 10:23:05 AM
Project: Plant Bowen LF February 2026
Operator Name: Natalie Piparo

Location Name: GWC-48 **Well Diameter: 2 in** **Casing Type: PVC** **Screen Length: 10 ft** **Top of Screen: 49.49 ft** **Total Depth: 59.49 ft** **Initial Depth to Water: 40 ft**	**Pump Type: QED Dedicated** **Tubing Type: LDPE** **Pump Intake From TOC: 54.49 ft** **Estimated Total Volume Pumped: 5625 ml** **Flow Cell Volume: 90 ml** **Final Flow Rate: 125 ml/min** **Final Draw Down: 0.84 ft**	**Instrument Used: Aqua TROLL 400** **Serial Number: 1197755**

Test Notes:
Prepurged 4 L

Low-Flow Readings:

Date Time	Elapsed Time	pH	Temperature	Specific Conductivity	RDO Concentration	Turbidity	ORP	Depth to Water	Salinity	Flow
		+/- 0.1	+/- 1000 %	+/- 5 %	+/- 10 %	+/- 5	+/- 1000 %	+/- 0.3	+/- 1000 %	
2/17/2026 10:23 AM	00:00	4.833 pH	16.27 °C	94.88 µS/cm	6.348 mg/L	5.560 NTU	180.9 mV	40.50 ft	0.044 PSU	125.0 ml/min
2/17/2026 10:28 AM	05:00	4.783 pH	16.75 °C	91.23 µS/cm	6.187 mg/L	5.170 NTU	168.2 mV	40.54 ft	0.042 PSU	125.0 ml/min
2/17/2026 10:33 AM	10:00	4.744 pH	17.29 °C	87.40 µS/cm	6.001 mg/L	5.180 NTU	124.0 mV	40.55 ft	0.041 PSU	125.0 ml/min
2/17/2026 10:38 AM	15:00	4.721 pH	17.46 °C	85.41 µS/cm	5.925 mg/L	3.240 NTU	119.0 mV	40.55 ft	0.040 PSU	125.0 ml/min
2/17/2026 10:43 AM	20:00	4.692 pH	17.65 °C	84.50 µS/cm	5.936 mg/L	2.640 NTU	144.3 mV	40.61 ft	0.039 PSU	125.0 ml/min
2/17/2026 10:48 AM	25:00	4.663 pH	17.79 °C	81.65 µS/cm	5.891 mg/L	2.750 NTU	145.1 mV	40.64 ft	0.038 PSU	125.0 ml/min
2/17/2026 10:53 AM	30:00	4.644 pH	17.84 °C	79.80 µS/cm	5.841 mg/L	2.370 NTU	115.3 mV	40.69 ft	0.037 PSU	125.0 ml/min
2/17/2026 10:58 AM	35:00	4.637 pH	17.89 °C	78.36 µS/cm	5.831 mg/L	2.020 NTU	143.7 mV	40.73 ft	0.036 PSU	125.0 ml/min
2/17/2026 11:03 AM	40:00	4.626 pH	17.93 °C	77.02 µS/cm	5.844 mg/L	2.280 NTU	145.9 mV	40.78 ft	0.036 PSU	125.0 ml/min
2/17/2026 11:08 AM	45:00	4.604 pH	18.07 °C	75.54 µS/cm	5.804 mg/L	1.890 NTU	148.6 mV	40.84 ft	0.035 PSU	125.0 ml/min

Samples

Sample ID:	Description:
GWC-48	Metals, Inorganics, Alkalinity, TDS

Created using VuSitu from In-Situ, Inc.

Low-Flow Test Report:

Test Date / Time: 2/17/2026 10:52:19 AM
Project: Plant Bowen LF February 2026
Operator Name: Shannon Northen

Location Name: GWA-50 **Well Diameter: 2 in** **Casing Type: PVC** **Screen Length: 10 ft** **Top of Screen: 86.73 ft** **Total Depth: 96.73 ft** **Initial Depth to Water: 68.38 ft**	**Pump Type: QED Dedicated** **Tubing Type: LPDE** **Pump Intake From TOC: 91.73 ft** **Estimated Total Volume Pumped: 8250 ml** **Flow Cell Volume: 90 ml** **Final Flow Rate: 110 ml/min** **Final Draw Down: 11.33 ft**	**Instrument Used: Aqua TROLL 400** **Serial Number: 1202788**

Test Notes:
Pre-purged 7L

Low-Flow Readings:

Date Time	Elapsed Time	pH	Temperature	Specific Conductivity	RDO Concentration	Turbidity	ORP	Depth to Water	Salinity	Flow
		+/- 0.1	+/- 100	+/- 5 %	+/- 10 %	+/- 10	+/- 10	+/- 0.3	+/- 10	
2/17/2026 10:52 AM	00:00	5.090 pH	15.85 °C	17.32 µS/cm	7.961 mg/L	0.410 NTU	77.0 mV	76.36 ft	0.007 PSU	110.0 ml/min
2/17/2026 10:57 AM	05:00	5.136 pH	15.48 °C	18.26 µS/cm	7.881 mg/L	0.650 NTU	77.4 mV	76.70 ft	0.007 PSU	110.0 ml/min
2/17/2026 11:02 AM	10:00	5.164 pH	15.50 °C	18.67 µS/cm	7.757 mg/L	0.450 NTU	74.8 mV	76.98 ft	0.007 PSU	110.0 ml/min
2/17/2026 11:07 AM	15:00	5.175 pH	15.64 °C	18.83 µS/cm	7.672 mg/L	0.610 NTU	77.5 mV	77.30 ft	0.007 PSU	110.0 ml/min
2/17/2026 11:12 AM	20:00	5.194 pH	15.59 °C	19.16 µS/cm	7.643 mg/L	0.320 NTU	74.7 mV	77.60 ft	0.008 PSU	110.0 ml/min
2/17/2026 11:17 AM	25:00	5.196 pH	15.64 °C	19.04 µS/cm	7.645 mg/L	0.270 NTU	75.1 mV	77.82 ft	0.008 PSU	110.0 ml/min
2/17/2026 11:22 AM	30:00	5.197 pH	15.74 °C	19.12 µS/cm	7.619 mg/L	0.400 NTU	77.9 mV	78.09 ft	0.008 PSU	110.0 ml/min
2/17/2026 11:27 AM	35:00	5.198 pH	15.73 °C	19.30 µS/cm	7.661 mg/L	0.780 NTU	76.6 mV	78.30 ft	0.008 PSU	110.0 ml/min
2/17/2026 11:32 AM	40:00	5.214 pH	15.82 °C	19.37 µS/cm	7.613 mg/L	0.610 NTU	76.5 mV	78.54 ft	0.008 PSU	110.0 ml/min
2/17/2026 11:37 AM	45:00	5.216 pH	15.85 °C	19.47 µS/cm	7.600 mg/L	0.400 NTU	79.1 mV	78.74 ft	0.008 PSU	110.0 ml/min
2/17/2026 11:42 AM	50:00	5.219 pH	15.81 °C	19.55 µS/cm	7.617 mg/L	0.360 NTU	77.6 mV	78.90 ft	0.008 PSU	110.0 ml/min
2/17/2026 11:47 AM	55:00	5.232 pH	15.90 °C	19.63 µS/cm	7.592 mg/L	0.310 NTU	79.6 mV	79.14 ft	0.008 PSU	110.0 ml/min
2/17/2026 11:52 AM	01:00:00	5.243 pH	15.91 °C	19.81 µS/cm	7.589 mg/L	0.510 NTU	77.7 mV	79.31 ft	0.008 PSU	110.0 ml/min
2/17/2026 11:57 AM	01:05:00	5.254 pH	15.96 °C	19.87 µS/cm	7.584 mg/L	0.400 NTU	77.9 mV	79.45 ft	0.008 PSU	110.0 ml/min
2/17/2026 12:02 PM	01:10:00	5.254 pH	15.95 °C	19.94 µS/cm	7.581 mg/L	0.350 NTU	78.3 mV	79.60 ft	0.008 PSU	110.0 ml/min

2/17/2026 12:07 PM	01:15:00	5.253 pH	16.02 °C	19.96 µS/cm	7.579 mg/L	0.280 NTU	80.7 mV	79.71 ft	0.008 PSU	110.0 ml/min

Samples

Sample ID:	Description:
GWA-50	Metals, Inorganics, Alkalinity, TDS

Created using VuSitu from In-Situ, Inc.

Low-Flow Test Report:

Test Date / Time: 2/17/2026 11:05:16 AM
Project: Plant Bowen LF February 2026
Operator Name: Kyle Rhyne

Location Name: GWC-47R **Well Diameter: 2 in** **Casing Type: PVC** **Screen Length: 10 ft** **Top of Screen: 74.55 ft** **Total Depth: 84.55 ft** **Initial Depth to Water: 43.68 ft**	**Pump Type: QED Dedicated** **Tubing Type: LDPE** **Pump Intake From TOC: 79.55 ft** **Estimated Total Volume Pumped: 3825 ml** **Flow Cell Volume: 90 ml** **Final Flow Rate: 105 ml/min** **Final Draw Down: 4.56 ft**	**Instrument Used: Aqua TROLL 400** **Serial Number: 843593**

Test Notes:
Pre-purged 2 L.

Low-Flow Readings:

Date Time	Elapsed Time	pH	Temperature	Specific Conductivity	RDO Concentration	Turbidity	ORP	Depth to Water	Flow
		+/- 0.1	+/- 5	+/- 5 %	+/- 10 %	+/- 5	+/- 10	+/- 0.3	
2/17/2026 11:05 AM	00:00	7.397 pH	14.43 °C	343.7 µS/cm	3.482 mg/L	0.320 NTU	52.9 mV	46.23 ft	120.0 ml/min
2/17/2026 11:10 AM	05:00	7.407 pH	13.80 °C	342.9 µS/cm	3.486 mg/L	0.350 NTU	49.4 mV	46.63 ft	120.0 ml/min
2/17/2026 11:15 AM	10:00	7.398 pH	13.79 °C	334.5 µS/cm	3.479 mg/L	0.490 NTU	50.3 mV	47.16 ft	105.0 ml/min
2/17/2026 11:20 AM	15:00	7.384 pH	14.11 °C	324.6 µS/cm	3.452 mg/L	0.380 NTU	51.3 mV	47.44 ft	105.0 ml/min
2/17/2026 11:25 AM	20:00	7.371 pH	14.13 °C	319.4 µS/cm	3.460 mg/L	0.540 NTU	50.0 mV	47.65 ft	105.0 ml/min
2/17/2026 11:30 AM	25:00	7.376 pH	13.79 °C	318.9 µS/cm	3.575 mg/L	0.530 NTU	66.1 mV	47.84 ft	105.0 ml/min
2/17/2026 11:35 AM	30:00	7.389 pH	14.15 °C	316.2 µS/cm	3.601 mg/L	0.390 NTU	51.0 mV	48.07 ft	105.0 ml/min
2/17/2026 11:40 AM	35:00	7.407 pH	14.23 °C	314.6 µS/cm	3.654 mg/L	0.370 NTU	52.6 mV	48.24 ft	105.0 ml/min

Samples

Sample ID:	Description:
GWC-47R	Metals, Inorganics, Alkalinity, TDS

Created using VuSitu from In-Situ, Inc.

Low-Flow Test Report:

Test Date / Time: 2/17/2026 11:23:43 AM
Project: Plant Bowen LF February 2026
Operator Name: Ori Kimhi

Location Name: GWC-45 **Well Diameter: 2 in** **Casing Type: PVC** **Screen Length: 10 ft** **Top of Screen: 57.55 ft** **Total Depth: 67.55 ft** **Initial Depth to Water: 49.64 ft**	**Pump Type: QED Dedicated** **Tubing Type: LDPE** **Pump Intake From TOC: 62.55 ft** **Estimated Total Volume Pumped: 5600 ml** **Flow Cell Volume: 90 ml** **Final Flow Rate: 140 ml/min** **Final Draw Down: 3.21 ft**	**Instrument Used: Aqua TROLL 400** **Serial Number: 850735**

Test Notes:
Prepurged 2L

Low-Flow Readings:

Date Time	Elapsed Time	pH	Temperature	Specific Conductivity	RDO Concentration	Turbidity	ORP	Depth to Water	Salinity	Flow
		+/- 0.1	+/- 0.5	+/- 5 %	+/- 0.2	+/- 10	+/- 10	+/- 5	+/- 10	
2/17/2026 11:23 AM	00:00	8.034 pH	22.26 °C	168.5 µS/cm	6.702 mg/L	0.690 NTU	200.8 mV	51.65 ft	0.080 PSU	140.0 ml/min
2/17/2026 11:28 AM	05:00	5.641 pH	17.76 °C	29.59 µS/cm	5.755 mg/L	0.770 NTU	142.2 mV	51.90 ft	0.013 PSU	140.0 ml/min
2/17/2026 11:33 AM	10:00	4.980 pH	17.90 °C	28.87 µS/cm	5.682 mg/L	0.670 NTU	189.3 mV	52.11 ft	0.012 PSU	140.0 ml/min
2/17/2026 11:38 AM	15:00	4.819 pH	18.18 °C	28.54 µS/cm	5.594 mg/L	0.870 NTU	188.9 mV	52.31 ft	0.012 PSU	140.0 ml/min
2/17/2026 11:43 AM	20:00	4.766 pH	18.12 °C	28.73 µS/cm	5.550 mg/L	1.070 NTU	186.6 mV	52.41 ft	0.012 PSU	140.0 ml/min
2/17/2026 11:48 AM	25:00	4.758 pH	18.38 °C	28.77 µS/cm	5.476 mg/L	0.730 NTU	183.9 mV	52.52 ft	0.012 PSU	140.0 ml/min
2/17/2026 11:53 AM	30:00	4.700 pH	18.42 °C	28.61 µS/cm	5.455 mg/L	0.750 NTU	183.8 mV	52.66 ft	0.012 PSU	140.0 ml/min
2/17/2026 11:58 AM	35:00	4.718 pH	18.61 °C	28.52 µS/cm	5.466 mg/L	0.890 NTU	180.4 mV	52.71 ft	0.012 PSU	140.0 ml/min
2/17/2026 12:03 PM	40:00	4.707 pH	18.65 °C	28.41 µS/cm	5.463 mg/L	0.630 NTU	179.8 mV	52.85 ft	0.012 PSU	140.0 ml/min

Samples

Sample ID:	Description:
GWC-45	Metals, Inorganics, Alkalinity, TDS

Low-Flow Test Report:

Test Date / Time: 2/17/2026 12:24:00 PM
Project: Plant Bowen LF February 2026
Operator Name: Natalie Piparo

Location Name: GWC-49R **Well Diameter: 2 in** **Casing Type: PVC** **Screen Length: 10 ft** **Top of Screen: 126.8 ft** **Total Depth: 136.8 ft** **Initial Depth to Water: 58.7 ft**	**Pump Type: QED Dedicated** **Tubing Type: LDPE** **Pump Intake From TOC: 131.8 ft** **Estimated Total Volume Pumped: 6500 ml** **Flow Cell Volume: 90 ml** **Final Flow Rate: 130 ml/min** **Final Draw Down: 0 ft**	**Instrument Used: Aqua TROLL 400** **Serial Number: 1197755**

Test Notes:
Prepurged 2 L

Low-Flow Readings:

Date Time	Elapsed Time	pH	Temperature	Specific Conductivity	RDO Concentration	Turbidity	ORP	Depth to Water	Salinity	Flow
		+/- 0.1	+/- 1000 %	+/- 5 %	+/- 10 %	+/- 5	+/- 1000 %	+/- 0.3	+/- 1000 %	
2/17/2026 12:24 PM	00:00	7.114 pH	18.52 °C	251.4 µS/cm	5.163 mg/L	0.410 NTU	91.9 mV	58.70 ft	0.120 PSU	130.0 ml/min
2/17/2026 12:29 PM	05:00	7.280 pH	18.50 °C	251.1 µS/cm	5.125 mg/L	0.390 NTU	99.4 mV	58.70 ft	0.120 PSU	130.0 ml/min
2/17/2026 12:34 PM	10:00	7.382 pH	18.47 °C	251.0 µS/cm	5.150 mg/L	0.230 NTU	101.8 mV	58.70 ft	0.120 PSU	130.0 ml/min
2/17/2026 12:39 PM	15:00	7.436 pH	18.47 °C	251.9 µS/cm	5.221 mg/L	0.200 NTU	104.1 mV	58.70 ft	0.121 PSU	130.0 ml/min
2/17/2026 12:44 PM	20:00	7.481 pH	18.57 °C	250.7 µS/cm	5.215 mg/L	0.390 NTU	105.4 mV	58.70 ft	0.120 PSU	130.0 ml/min
2/17/2026 12:49 PM	25:00	7.507 pH	18.45 °C	249.8 µS/cm	5.382 mg/L	0.240 NTU	106.6 mV	58.70 ft	0.120 PSU	130.0 ml/min
2/17/2026 12:54 PM	30:00	7.530 pH	18.57 °C	247.4 µS/cm	5.785 mg/L	0.250 NTU	108.2 mV	58.70 ft	0.118 PSU	130.0 ml/min
2/17/2026 12:59 PM	35:00	7.544 pH	18.46 °C	246.8 µS/cm	6.088 mg/L	0.240 NTU	110.4 mV	58.70 ft	0.118 PSU	130.0 ml/min
2/17/2026 1:04 PM	40:00	7.563 pH	18.34 °C	245.5 µS/cm	6.212 mg/L	0.260 NTU	112.4 mV	58.70 ft	0.117 PSU	130.0 ml/min
2/17/2026 1:09 PM	45:00	7.573 pH	18.51 °C	245.3 µS/cm	6.281 mg/L	0.320 NTU	113.5 mV	58.70 ft	0.117 PSU	130.0 ml/min
2/17/2026 1:14 PM	50:00	7.585 pH	18.48 °C	246.0 µS/cm	6.334 mg/L	0.250 NTU	114.2 mV	58.70 ft	0.118 PSU	130.0 ml/min

Samples

Sample ID:	Description:
GWC-49R	Metals, Inorganics, Alkalinity, TDS

Created using VuSitu from In-Situ, Inc.

Low-Flow Test Report:

Test Date / Time: 2/17/2026 1:06:34 PM
Project: Plant Bowen LF February 2026
Operator Name: Shannon Northen

Location Name: GWA-50R **Well Diameter: 2 in** **Casing Type: PVC** **Screen Length: 10 ft** **Top of Screen: 135.53 ft** **Total Depth: 145.53 ft** **Initial Depth to Water: 78.1 ft**	**Pump Type: QED Dedicated** **Tubing Type: LPDE** **Pump Intake From TOC: 140.53 ft** **Estimated Total Volume Pumped: 3500 ml** **Flow Cell Volume: 90 ml** **Final Flow Rate: 140 ml/min** **Final Draw Down: 0.05 ft**	**Instrument Used: Aqua TROLL 400** **Serial Number: 1202788**

Test Notes:
Pre-purged 2L

Low-Flow Readings:

Date Time	Elapsed Time	pH	Temperature	Specific Conductivity	RDO Concentration	Turbidity	ORP	Depth to Water	Salinity	Flow
		+/- 0.1	+/- 100	+/- 5 %	+/- 10 %	+/- 10	+/- 10	+/- 0.3	+/- 10	
2/17/2026 1:06 PM	00:00	4.789 pH	16.77 °C	14.70 µS/cm	10.55 mg/L	0.250 NTU	81.5 mV	78.15 ft	0.005 PSU	140.0 ml/min
2/17/2026 1:11 PM	05:00	4.710 pH	16.82 °C	14.61 µS/cm	10.94 mg/L	0.650 NTU	84.3 mV	78.15 ft	0.005 PSU	140.0 ml/min
2/17/2026 1:16 PM	10:00	4.703 pH	16.89 °C	14.62 µS/cm	11.09 mg/L	0.350 NTU	84.4 mV	78.15 ft	0.005 PSU	140.0 ml/min
2/17/2026 1:21 PM	15:00	4.708 pH	17.21 °C	14.65 µS/cm	11.05 mg/L	1.360 NTU	86.3 mV	78.15 ft	0.005 PSU	140.0 ml/min
2/17/2026 1:26 PM	20:00	4.727 pH	17.23 °C	14.68 µS/cm	11.10 mg/L	0.980 NTU	88.0 mV	78.15 ft	0.005 PSU	140.0 ml/min
2/17/2026 1:31 PM	25:00	4.754 pH	17.37 °C	14.84 µS/cm	11.08 mg/L	0.610 NTU	89.3 mV	78.15 ft	0.006 PSU	140.0 ml/min

Samples

Sample ID:	Description:
GWA-50R	Metals, Inorganics, Alkalinity, TDS

Low-Flow Test Report:

Test Date / Time: 2/17/2026 1:06:58 PM
Project: Plant Bowen LF February 2026
Operator Name: Ori Kimhi

Location Name: GWC-45R **Well Diameter: 2 in** **Casing Type: PVC** **Screen Length: 10 ft** **Top of Screen: 120.12 ft** **Total Depth: 130.12 ft** **Initial Depth to Water: 54.23 ft**	**Pump Type: QED Dedicated** **Tubing Type: LDPE** **Pump Intake From TOC: 125.12 ft** **Estimated Total Volume Pumped: 4800 ml** **Flow Cell Volume: 90 ml** **Final Flow Rate: 120 ml/min** **Final Draw Down: 0.02 ft**	**Instrument Used: Aqua TROLL 400** **Serial Number: 850735**

Test Notes:
Prepurged 2L

Low-Flow Readings:

Date Time	Elapsed Time	pH	Temperature	Specific Conductivity	RDO Concentration	Turbidity	ORP	Depth to Water	Salinity	Flow
		+/- 0.1	+/- 0.5	+/- 5 %	+/- 0.2	+/- 10	+/- 10	+/- 5	+/- 10	
2/17/2026 1:06 PM	00:00	6.092 pH	23.97 °C	326.7 µS/cm	5.348 mg/L	2.190 NTU	98.2 mV	54.25 ft	0.157 PSU	120.0 ml/min
2/17/2026 1:11 PM	05:00	6.721 pH	18.20 °C	354.6 µS/cm	4.047 mg/L	2.410 NTU	78.1 mV	54.25 ft	0.171 PSU	120.0 ml/min
2/17/2026 1:16 PM	10:00	6.894 pH	17.89 °C	356.2 µS/cm	3.946 mg/L	2.490 NTU	51.9 mV	54.25 ft	0.172 PSU	120.0 ml/min
2/17/2026 1:21 PM	15:00	6.994 pH	17.70 °C	356.0 µS/cm	3.894 mg/L	2.610 NTU	48.4 mV	54.25 ft	0.172 PSU	120.0 ml/min
2/17/2026 1:26 PM	20:00	7.060 pH	17.76 °C	356.9 µS/cm	3.893 mg/L	2.280 NTU	47.1 mV	54.25 ft	0.172 PSU	120.0 ml/min
2/17/2026 1:31 PM	25:00	7.095 pH	17.72 °C	356.1 µS/cm	3.888 mg/L	2.110 NTU	47.0 mV	54.25 ft	0.172 PSU	120.0 ml/min
2/17/2026 1:36 PM	30:00	7.128 pH	17.47 °C	355.6 µS/cm	3.910 mg/L	2.260 NTU	46.6 mV	54.25 ft	0.171 PSU	120.0 ml/min
2/17/2026 1:41 PM	35:00	7.159 pH	17.50 °C	356.4 µS/cm	3.928 mg/L	1.990 NTU	45.7 mV	54.25 ft	0.172 PSU	120.0 ml/min
2/17/2026 1:46 PM	40:00	7.161 pH	17.63 °C	355.8 µS/cm	3.926 mg/L	1.750 NTU	46.4 mV	54.25 ft	0.172 PSU	120.0 ml/min

Samples

Sample ID:	Description:
GWC-45R	Metals, Inorganics, Alkalinity, TDS

Low-Flow Test Report:

Test Date / Time: 2/17/2026 1:10:13 PM
Project: Plant Bowen LF February 2026
Operator Name: Kyle Rhyne

Location Name: GWC-47 **Well Diameter: 2 in** **Casing Type: PVC** **Screen Length: 10 ft** **Top of Screen: 57.63 ft** **Total Depth: 67.63 ft** **Initial Depth to Water: 43.43 ft**	**Pump Type: QED Dedicated** **Tubing Type: LDPE** **Pump Intake From TOC: 62.63 ft** **Estimated Total Volume Pumped: 4200 ml** **Flow Cell Volume: 90 ml** **Final Flow Rate: 120 ml/min** **Final Draw Down: 0.01 ft**	**Instrument Used: Aqua TROLL 400** **Serial Number: 843593**

Test Notes:
Pre-purged 3 L.

Low-Flow Readings:

Date Time	Elapsed Time	pH	Temperature	Specific Conductivity	RDO Concentration	Turbidity	ORP	Depth to Water	Flow
		+/- 0.1	+/- 5	+/- 5 %	+/- 10 %	+/- 5	+/- 10	+/- 0.3	
2/17/2026 1:10 PM	00:00	7.511 pH	15.63 °C	265.8 µS/cm	1.245 mg/L	1.490 NTU	34.4 mV	43.45 ft	120.0 ml/min
2/17/2026 1:15 PM	05:00	7.505 pH	15.69 °C	264.3 µS/cm	1.199 mg/L	1.010 NTU	43.3 mV	43.46 ft	120.0 ml/min
2/17/2026 1:20 PM	10:00	7.500 pH	15.78 °C	264.3 µS/cm	1.242 mg/L	0.870 NTU	44.8 mV	43.47 ft	120.0 ml/min
2/17/2026 1:25 PM	15:00	7.499 pH	15.66 °C	264.0 µS/cm	1.324 mg/L	0.780 NTU	46.2 mV	43.46 ft	120.0 ml/min
2/17/2026 1:30 PM	20:00	7.500 pH	16.01 °C	262.3 µS/cm	1.385 mg/L	0.680 NTU	47.3 mV	43.45 ft	120.0 ml/min
2/17/2026 1:35 PM	25:00	7.510 pH	15.45 °C	263.1 µS/cm	1.438 mg/L	0.480 NTU	47.6 mV	43.45 ft	120.0 ml/min
2/17/2026 1:40 PM	30:00	7.507 pH	15.48 °C	262.8 µS/cm	1.520 mg/L	0.440 NTU	47.6 mV	43.45 ft	120.0 ml/min
2/17/2026 1:45 PM	35:00	7.509 pH	15.82 °C	261.5 µS/cm	1.532 mg/L	0.390 NTU	49.0 mV	43.44 ft	120.0 ml/min

Samples

Sample ID:	Description:
GWC-47	Metals, Inorganics, Alkalinity, TDS
FD-08	Metals, Inorganics, TDS

Low-Flow Test Report:

Test Date / Time: 2/17/2026 2:01:50 PM
Project: Plant Bowen LF February 2026
Operator Name: Natalie Piparo

Location Name: GWC-49Z **Well Diameter: 2 in** **Casing Type: PVC** **Screen Length: 10 ft** **Top of Screen: 85.2 ft** **Total Depth: 95.2 ft** **Initial Depth to Water: 58.02 ft**	**Pump Type: QED Dedicated** **Tubing Type: LDPE** **Pump Intake From TOC: 90.2 ft** **Estimated Total Volume Pumped: 5000 ml** **Flow Cell Volume: 90 ml** **Final Flow Rate: 125 ml/min** **Final Draw Down: 1.09 ft**	**Instrument Used: Aqua TROLL 400** **Serial Number: 1197755**

Test Notes:
Prepurged 2 L

Low-Flow Readings:

Date Time	Elapsed Time	pH	Temperature	Specific Conductivity	RDO Concentration	Turbidity	ORP	Depth to Water	Salinity	Flow
		+/- 0.1	+/- 1000 %	+/- 5 %	+/- 10 %	+/- 5	+/- 1000 %	+/- 0.3	+/- 1000 %	
2/17/2026 2:01 PM	00:00	6.562 pH	22.12 °C	20.05 µS/cm	5.719 mg/L	0.580 NTU	117.3 mV	58.80 ft	0.008 PSU	125.0 ml/min
2/17/2026 2:06 PM	05:00	5.216 pH	19.32 °C	21.17 µS/cm	6.207 mg/L	0.650 NTU	163.1 mV	58.84 ft	0.009 PSU	125.0 ml/min
2/17/2026 2:11 PM	10:00	4.876 pH	18.96 °C	21.20 µS/cm	6.223 mg/L	0.510 NTU	173.6 mV	58.86 ft	0.009 PSU	125.0 ml/min
2/17/2026 2:16 PM	15:00	4.821 pH	18.72 °C	21.19 µS/cm	6.218 mg/L	0.650 NTU	179.8 mV	58.91 ft	0.009 PSU	125.0 ml/min
2/17/2026 2:21 PM	20:00	4.811 pH	18.34 °C	21.33 µS/cm	6.317 mg/L	0.740 NTU	176.6 mV	58.96 ft	0.009 PSU	125.0 ml/min
2/17/2026 2:26 PM	25:00	4.813 pH	18.16 °C	21.35 µS/cm	6.351 mg/L	0.770 NTU	170.2 mV	59.01 ft	0.009 PSU	125.0 ml/min
2/17/2026 2:31 PM	30:00	4.811 pH	17.96 °C	21.42 µS/cm	6.411 mg/L	1.000 NTU	121.0 mV	59.06 ft	0.009 PSU	125.0 ml/min
2/17/2026 2:36 PM	35:00	4.825 pH	17.80 °C	21.37 µS/cm	6.466 mg/L	0.720 NTU	153.2 mV	59.09 ft	0.009 PSU	125.0 ml/min
2/17/2026 2:41 PM	40:00	4.800 pH	17.85 °C	21.37 µS/cm	6.505 mg/L	0.700 NTU	115.6 mV	59.11 ft	0.009 PSU	125.0 ml/min

Samples

Sample ID:	Description:
GWC-49Z	Metals, Inorganics, Alkalinity, TDS

Low-Flow Test Report:

Test Date / Time: 2/17/2026 3:04:51 PM
Project: Plant Bowen LF February 2026
Operator Name: Ori Kimhi

Location Name: GWA-3A **Well Diameter: 2 in** **Casing Type: PVC** **Screen Length: 10 ft** **Top of Screen: 130.27 ft** **Total Depth: 140.27 ft** **Initial Depth to Water: 80.22 ft**	**Pump Type: QED Dedicated** **Tubing Type: LDPE** **Pump Intake From TOC: 135.27 ft** **Estimated Total Volume Pumped: 6000 ml** **Flow Cell Volume: 90 ml** **Final Flow Rate: 100 ml/min Final Draw Down: 0.02 ft**	**Instrument Used: Aqua TROLL 400** **Serial Number: 850735**

Test Notes:
Prepurged 2L

Low-Flow Readings:

Date Time	Elapsed Time	pH	Temperature	Specific Conductivity	RDO Concentration	Turbidity	ORP	Depth to Water	Salinity	Flow
		+/- 0.1	+/- 0.5	+/- 5 %	+/- 0.2	+/- 10	+/- 10	+/- 5	+/- 10	
2/17/2026 3:04 PM	00:00	7.426 pH	22.71 °C	223.4 µS/cm	6.666 mg/L	3.020 NTU	69.5 mV	80.24 ft	0.107 PSU	100.0 ml/min
2/17/2026 3:09 PM	05:00	7.570 pH	17.72 °C	238.3 µS/cm	6.175 mg/L	1.740 NTU	40.9 mV	80.24 ft	0.114 PSU	100.0 ml/min
2/17/2026 3:14 PM	10:00	7.604 pH	17.31 °C	237.5 µS/cm	6.108 mg/L	2.520 NTU	35.3 mV	80.24 ft	0.113 PSU	100.0 ml/min
2/17/2026 3:19 PM	15:00	7.655 pH	17.22 °C	236.1 µS/cm	6.085 mg/L	1.330 NTU	33.2 mV	80.24 ft	0.113 PSU	100.0 ml/min
2/17/2026 3:24 PM	20:00	7.666 pH	17.18 °C	235.3 µS/cm	6.049 mg/L	1.560 NTU	33.3 mV	80.24 ft	0.112 PSU	100.0 ml/min
2/17/2026 3:29 PM	25:00	7.679 pH	16.91 °C	235.1 µS/cm	6.088 mg/L	1.500 NTU	33.6 mV	80.24 ft	0.112 PSU	100.0 ml/min
2/17/2026 3:34 PM	30:00	7.711 pH	16.82 °C	235.5 µS/cm	6.273 mg/L	2.420 NTU	32.9 mV	80.24 ft	0.112 PSU	100.0 ml/min
2/17/2026 3:39 PM	35:00	7.716 pH	16.78 °C	238.1 µS/cm	6.682 mg/L	2.410 NTU	33.4 mV	80.24 ft	0.114 PSU	100.0 ml/min
2/17/2026 3:44 PM	40:00	7.738 pH	16.79 °C	236.7 µS/cm	6.708 mg/L	2.250 NTU	33.1 mV	80.24 ft	0.113 PSU	100.0 ml/min
2/17/2026 3:49 PM	45:00	7.784 pH	16.83 °C	235.3 µS/cm	6.675 mg/L	2.110 NTU	31.0 mV	80.24 ft	0.112 PSU	100.0 ml/min
2/17/2026 3:54 PM	50:00	7.773 pH	16.87 °C	234.1 µS/cm	6.532 mg/L	1.510 NTU	34.1 mV	80.24 ft	0.112 PSU	100.0 ml/min
2/17/2026 3:59 PM	55:00	7.730 pH	16.90 °C	235.3 µS/cm	6.470 mg/L	1.220 NTU	34.9 mV	80.24 ft	0.112 PSU	100.0 ml/min
2/17/2026 4:04 PM	01:00:00	7.740 pH	16.94 °C	235.5 µS/cm	6.417 mg/L	1.010 NTU	34.8 mV	80.24 ft	0.112 PSU	100.0 ml/min

Samples

Sample ID:	Description:
GWA-3A	Metals, Inorganics, Alkalinity, TDS
FD-09	Metals, Inorganics, TDS

Created using VuSitu from In-Situ, Inc.

Low-Flow Test Report:

Test Date / Time: 2/17/2026 3:06:31 PM
Project: Plant Bowen LF February 2026
Operator Name: Shannon Northen

Location Name: GWA-4RZ **Well Diameter: 2 in** **Casing Type: PVC** **Screen Length: 10 ft** **Top of Screen: 110.74 ft** **Total Depth: 120.74 ft** **Initial Depth to Water: 89.66 ft**	**Pump Type: QED Dedicated** **Tubing Type: LPDE** **Pump Intake From TOC: 115.74 ft** **Estimated Total Volume Pumped: 5500 ml** **Flow Cell Volume: 90 ml** **Final Flow Rate: 140 ml/min** **Final Draw Down: 21.08 ft**	**Instrument Used: Aqua TROLL 400** **Serial Number: 1202788**

Test Notes:
Pre-purged 13 liters. WL dropped below top of screen. Complete evacuation method initiated. Samples to be taken 2/18/26.

Low-Flow Readings:

Date Time	Elapsed Time	pH	Temperature	Specific Conductivity	RDO Concentration	Turbidity	ORP	Depth to Water	Salinity	Flow
		+/- 0.1	+/- 100	+/- 5 %	+/- 10 %	+/- 10	+/- 10	+/- 0.3	+/- 10	
2/17/2026 3:06 PM	00:00	7.083 pH	16.96 °C	418.6 µS/cm	5.219 mg/L	2.270 NTU	42.8 mV	107.4 ft	0.203 PSU	100.0 ml/min
2/17/2026 3:11 PM	05:00	7.095 pH	16.56 °C	424.0 µS/cm	5.269 mg/L	2.420 NTU	44.8 mV	107.8 ft	0.205 PSU	100.0 ml/min
2/17/2026 3:16 PM	10:00	7.096 pH	16.50 °C	425.4 µS/cm	5.313 mg/L	2.320 NTU	46.2 mV	108.2 ft	0.206 PSU	100.0 ml/min
2/17/2026 3:21 PM	15:00	7.100 pH	16.52 °C	425.5 µS/cm	5.325 mg/L	2.310 NTU	47.5 mV	108.6 ft	0.206 PSU	100.0 ml/min
2/17/2026 3:26 PM	20:00	7.103 pH	16.45 °C	426.4 µS/cm	5.330 mg/L	1.970 NTU	48.6 mV	108.9 ft	0.206 PSU	100.0 ml/min
2/17/2026 3:31 PM	25:00	7.108 pH	16.32 °C	428.6 µS/cm	5.288 mg/L	2.060 NTU	49.5 mV	109.4 ft	0.207 PSU	120.0 ml/min
2/17/2026 3:36 PM	30:00	7.112 pH	16.30 °C	430.4 µS/cm	5.247 mg/L	1.650 NTU	50.1 mV	110.0 ft	0.208 PSU	120.0 ml/min
2/17/2026 3:41 PM	35:00	7.114 pH	16.37 °C	431.6 µS/cm	5.213 mg/L	1.640 NTU	50.5 mV	110.4 ft	0.209 PSU	120.0 ml/min
2/17/2026 3:46 PM	40:00	7.118 pH	16.38 °C	433.5 µS/cm	5.186 mg/L	1.940 NTU	50.8 mV	110.6 ft	0.210 PSU	120.0 ml/min
2/17/2026 3:51 PM	45:00	7.122 pH	16.33 °C	432.8 µS/cm	5.202 mg/L	1.940 NTU	51.3 mV	110.6 ft	0.210 PSU	120.0 ml/min
2/17/2026 3:56 PM	50:00	7.125 pH	16.29 °C	432.5 µS/cm	5.235 mg/L	1.820 NTU	51.7 mV	110.7 ft	0.209 PSU	140.0 ml/min

Samples

Sample ID:	Description:

Created using VuSitu from In-Situ, Inc.

Low-Flow Test Report:

Test Date / Time: 2/18/2026 9:46:27 AM
Project: Plant Bowen LF February 2026
Operator Name: Kyle Rhyne

Location Name: GWA-4RZ **Well Diameter: 2 in** **Casing Type: PVC** **Screen Length: 10 ft** **Top of Screen: 110.74 ft** **Total Depth: 120.74 ft** **Initial Depth to Water: 98.42 ft**	**Pump Type: QED Dedicated** **Tubing Type: LDPE** **Pump Intake From TOC: 115.74 ft** **Estimated Total Volume Pumped: 250 ml** **Flow Cell Volume: 90 ml** **Final Flow Rate: 125 ml/min** **Final Draw Down: 0.81 ft**	**Instrument Used: Aqua TROLL 400** **Serial Number: 843593**

Test Notes:
Complete Evac Performed 2/17/26

Low-Flow Readings:

Date Time	Elapsed Time	pH	Temperature	Specific Conductivity	RDO Concentration	Turbidity	ORP	Depth to Water	Flow
		+/- 0.1	+/- 5	+/- 5 %	+/- 10 %	+/- 5	+/- 10	+/- 0.3	
2/18/2026 9:46 AM	00:00	6.960 pH	11.58 °C	439.7 µS/cm	6.188 mg/L	1.430 NTU	93.1 mV	98.96 ft	125.0 ml/min
2/18/2026 9:47 AM	01:00	6.977 pH	11.06 °C	445.0 µS/cm	6.299 mg/L	1.430 NTU	71.7 mV	98.96 ft	125.0 ml/min
2/18/2026 9:48 AM	02:00	6.992 pH	10.65 °C	448.8 µS/cm	6.289 mg/L	1.430 NTU	80.9 mV	98.96 ft	125.0 ml/min

Samples

Sample ID:	Description:
GWA-4RZ	Metals, Inorganics, Alkalinity, TDS

Created using VuSitu from In-Situ, Inc.

Low-Flow Test Report:

Test Date / Time: 2/18/2026 10:07:57 AM
Project: Plant Bowen LF February 2026
Operator Name: Natalie Piparo

Location Name: GWA-2 **Well Diameter: 2 in** **Casing Type: PVC** **Screen Length: 10 ft** **Top of Screen: 144.25 ft** **Total Depth: 154.25 ft** **Initial Depth to Water: 82.8 ft**	**Pump Type: QED Dedicated** **Tubing Type: LDPE** **Pump Intake From TOC: 149.25 ft** **Estimated Total Volume Pumped: 25000 ml** **Flow Cell Volume: 90 ml** **Final Flow Rate: 200 ml/min** **Final Draw Down: 0.05 ft**	**Instrument Used: Aqua TROLL 400** **Serial Number: 1197755**

Test Notes:
Prepurged 6 L

Low-Flow Readings:

Date Time	Elapsed Time	pH	Temperature	Specific Conductivity	RDO Concentration	Turbidity	ORP	Depth to Water	Salinity	Flow
		+/- 0.1	+/- 1000 %	+/- 5 %	+/- 10 %	+/- 5	+/- 1000 %	+/- 0.3	+/- 1000 %	
2/18/2026 10:07 AM	00:00	5.160 pH	15.77 °C	25.07 µS/cm	5.730 mg/L	3.740 NTU	106.0 mV	82.85 ft	0.010 PSU	200.0 ml/min
2/18/2026 10:12 AM	05:00	5.115 pH	15.76 °C	24.25 µS/cm	5.739 mg/L	1.770 NTU	101.7 mV	82.85 ft	0.010 PSU	200.0 ml/min
2/18/2026 10:17 AM	10:00	5.081 pH	15.78 °C	24.66 µS/cm	5.747 mg/L	1.960 NTU	124.3 mV	82.85 ft	0.010 PSU	200.0 ml/min
2/18/2026 10:22 AM	15:00	5.111 pH	15.83 °C	28.52 µS/cm	5.803 mg/L	1.710 NTU	123.1 mV	82.85 ft	0.012 PSU	200.0 ml/min
2/18/2026 10:27 AM	20:00	5.171 pH	15.88 °C	35.42 µS/cm	5.845 mg/L	1.420 NTU	121.4 mV	82.85 ft	0.015 PSU	200.0 ml/min
2/18/2026 10:32 AM	25:00	5.311 pH	15.93 °C	47.18 µS/cm	5.876 mg/L	1.460 NTU	116.9 mV	82.85 ft	0.021 PSU	200.0 ml/min
2/18/2026 10:37 AM	30:00	5.426 pH	15.93 °C	61.30 µS/cm	5.897 mg/L	2.010 NTU	113.8 mV	82.85 ft	0.028 PSU	200.0 ml/min
2/18/2026 10:42 AM	35:00	5.500 pH	15.95 °C	76.02 µS/cm	5.892 mg/L	1.870 NTU	110.9 mV	82.85 ft	0.035 PSU	200.0 ml/min
2/18/2026 10:47 AM	40:00	5.530 pH	15.95 °C	95.83 µS/cm	5.896 mg/L	1.780 NTU	105.2 mV	82.85 ft	0.045 PSU	200.0 ml/min
2/18/2026 10:52 AM	45:00	5.636 pH	15.95 °C	114.2 µS/cm	5.938 mg/L	1.800 NTU	87.8 mV	82.85 ft	0.054 PSU	200.0 ml/min
2/18/2026 10:57 AM	50:00	5.727 pH	15.94 °C	133.6 µS/cm	6.007 mg/L	2.500 NTU	99.2 mV	82.85 ft	0.063 PSU	200.0 ml/min
2/18/2026 11:02 AM	55:00	5.803 pH	15.93 °C	147.0 µS/cm	6.080 mg/L	2.240 NTU	98.7 mV	82.85 ft	0.069 PSU	200.0 ml/min
2/18/2026 11:07 AM	01:00:00	5.865 pH	15.97 °C	159.7 µS/cm	6.154 mg/L	2.340 NTU	85.6 mV	82.85 ft	0.076 PSU	200.0 ml/min
2/18/2026 11:12 AM	01:05:00	5.926 pH	15.98 °C	173.9 µS/cm	6.236 mg/L	2.280 NTU	96.8 mV	82.85 ft	0.082 PSU	200.0 ml/min
2/18/2026 11:17 AM	01:10:00	5.969 pH	15.99 °C	181.7 µS/cm	6.319 mg/L	2.360 NTU	85.2 mV	82.85 ft	0.086 PSU	200.0 ml/min

2/18/2026 11:22 AM	01:15:00	6.013 pH	15.97 °C	191.6 µS/cm	6.377 mg/L	2.330 NTU	84.5 mV	82.85 ft	0.091 PSU	200.0 ml/min
2/18/2026 11:27 AM	01:20:00	6.052 pH	15.99 °C	199.0 µS/cm	6.429 mg/L	2.520 NTU	84.2 mV	82.85 ft	0.095 PSU	200.0 ml/min
2/18/2026 11:32 AM	01:25:00	6.084 pH	16.03 °C	209.0 µS/cm	6.451 mg/L	2.150 NTU	84.0 mV	82.85 ft	0.099 PSU	200.0 ml/min
2/18/2026 11:37 AM	01:30:00	6.121 pH	16.05 °C	218.5 µS/cm	6.495 mg/L	2.430 NTU	83.8 mV	82.85 ft	0.104 PSU	200.0 ml/min
2/18/2026 11:42 AM	01:35:00	6.154 pH	16.06 °C	225.4 µS/cm	6.542 mg/L	2.790 NTU	83.6 mV	82.85 ft	0.107 PSU	200.0 ml/min
2/18/2026 11:47 AM	01:40:00	6.183 pH	16.06 °C	230.9 µS/cm	6.574 mg/L	2.840 NTU	83.5 mV	82.85 ft	0.110 PSU	200.0 ml/min
2/18/2026 11:52 AM	01:45:00	6.210 pH	16.10 °C	239.2 µS/cm	6.597 mg/L	3.580 NTU	83.3 mV	82.85 ft	0.114 PSU	200.0 ml/min
2/18/2026 11:57 AM	01:50:00	6.246 pH	16.12 °C	243.6 µS/cm	6.631 mg/L	2.670 NTU	83.2 mV	82.85 ft	0.116 PSU	200.0 ml/min
2/18/2026 12:02 PM	01:55:00	6.272 pH	16.15 °C	250.5 µS/cm	6.634 mg/L	2.500 NTU	83.1 mV	82.85 ft	0.120 PSU	200.0 ml/min
2/18/2026 12:07 PM	02:00:00	6.305 pH	16.19 °C	254.7 µS/cm	6.638 mg/L	2.600 NTU	83.0 mV	82.85 ft	0.122 PSU	200.0 ml/min
2/18/2026 12:12 PM	02:05:00	6.330 pH	16.22 °C	261.0 µS/cm	6.646 mg/L	2.500 NTU	83.0 mV	82.85 ft	0.125 PSU	200.0 ml/min

Samples

Sample ID:	Description:
GWA-2	Metals, Inorganics, Alkalinity, TDS

Low-Flow Test Report:

Test Date / Time: 2/18/2026 11:33:28 AM
Project: Plant Bowen LF February 2026
Operator Name: Ori Kimhi

Location Name: GWA-39RZ **Well Diameter: 2 in** **Casing Type: PVC** **Screen Length: 10 ft** **Top of Screen: 130.07 ft** **Total Depth: 140.07 ft** **Initial Depth to Water: 69.4 ft**	**Pump Type: QED Bladder** **Tubing Type: LDPE** **Pump Intake From TOC: 135.07 ft** **Estimated Total Volume Pumped: 15250 ml** **Flow Cell Volume: 90 ml** **Final Flow Rate: 100 ml/min** **Final Draw Down: 26.79 ft**	**Instrument Used: Aqua TROLL 400** **Serial Number: 850735**

Test Notes:
Pre-purged 16L

Low-Flow Readings:

Date Time	Elapsed Time	pH	Temperature	Specific Conductivity	RDO Concentration	Turbidity	ORP	Depth to Water	Salinity	Flow
		+/- 0.1	+/- 0.5	+/- 5 %	+/- 10 %	+/- 10	+/- 10	+/- 0.3	+/- 10	
2/18/2026 11:33 AM	00:00	8.115 pH	15.89 °C	368.1 µS/cm	2.626 mg/L	3.000 NTU	23.7 mV	89.45 ft	0.177 PSU	150.0 ml/min
2/18/2026 11:38 AM	05:00	7.299 pH	15.62 °C	312.3 µS/cm	0.178 mg/L	2.950 NTU	-65.6 mV	89.95 ft	0.150 PSU	150.0 ml/min
2/18/2026 11:43 AM	10:00	7.162 pH	15.59 °C	310.9 µS/cm	0.115 mg/L	2.380 NTU	-72.2 mV	90.50 ft	0.149 PSU	150.0 ml/min
2/18/2026 11:48 AM	15:00	7.140 pH	15.61 °C	310.9 µS/cm	0.098 mg/L	3.090 NTU	-76.9 mV	91.05 ft	0.149 PSU	150.0 ml/min
2/18/2026 11:53 AM	20:00	7.152 pH	15.62 °C	311.6 µS/cm	0.091 mg/L	3.450 NTU	-78.3 mV	91.55 ft	0.150 PSU	150.0 ml/min
2/18/2026 11:58 AM	25:00	7.161 pH	15.66 °C	310.8 µS/cm	0.091 mg/L	4.150 NTU	-78.7 mV	92.00 ft	0.149 PSU	150.0 ml/min
2/18/2026 12:03 PM	30:00	7.170 pH	15.71 °C	310.6 µS/cm	0.093 mg/L	3.580 NTU	-76.8 mV	92.45 ft	0.149 PSU	150.0 ml/min
2/18/2026 12:08 PM	35:00	7.186 pH	15.75 °C	310.7 µS/cm	0.100 mg/L	3.670 NTU	-78.3 mV	92.82 ft	0.149 PSU	150.0 ml/min
2/18/2026 12:13 PM	40:00	7.200 pH	15.84 °C	309.8 µS/cm	0.108 mg/L	3.240 NTU	-77.6 mV	93.11 ft	0.149 PSU	150.0 ml/min
2/18/2026 12:18 PM	45:00	7.213 pH	16.00 °C	310.2 µS/cm	0.129 mg/L	3.710 NTU	-76.7 mV	93.31 ft	0.149 PSU	100.0 ml/min
2/18/2026 12:23 PM	50:00	7.236 pH	16.06 °C	309.8 µS/cm	0.148 mg/L	3.770 NTU	-76.0 mV	93.53 ft	0.149 PSU	100.0 ml/min
2/18/2026 12:28 PM	55:00	7.275 pH	16.06 °C	309.3 µS/cm	0.172 mg/L	3.480 NTU	-75.8 mV	93.73 ft	0.149 PSU	100.0 ml/min
2/18/2026 12:33 PM	01:00:00	7.254 pH	16.14 °C	308.8 µS/cm	0.200 mg/L	3.170 NTU	-72.2 mV	93.90 ft	0.148 PSU	100.0 ml/min
2/18/2026 12:38 PM	01:05:00	7.265 pH	16.11 °C	307.7 µS/cm	0.244 mg/L	2.680 NTU	-69.2 mV	94.18 ft	0.148 PSU	100.0 ml/min
2/18/2026 12:43 PM	01:10:00	7.275 pH	16.11 °C	306.5 µS/cm	0.299 mg/L	2.850 NTU	-66.7 mV	94.42 ft	0.147 PSU	100.0 ml/min

2/18/2026 12:48 PM	01:15:00	7.270 pH	16.12 °C	304.5 µS/cm	0.356 mg/L	3.860 NTU	-64.4 mV	94.70 ft	0.146 PSU	100.0 ml/min
2/18/2026 12:53 PM	01:20:00	7.269 pH	16.10 °C	302.6 µS/cm	0.425 mg/L	2.680 NTU	-62.1 mV	94.81 ft	0.145 PSU	100.0 ml/min
2/18/2026 12:58 PM	01:25:00	7.275 pH	16.07 °C	301.6 µS/cm	0.503 mg/L	2.580 NTU	-59.0 mV	95.10 ft	0.145 PSU	100.0 ml/min
2/18/2026 1:03 PM	01:30:00	7.277 pH	16.02 °C	300.2 µS/cm	0.582 mg/L	2.860 NTU	-57.0 mV	95.35 ft	0.144 PSU	100.0 ml/min
2/18/2026 1:08 PM	01:35:00	7.274 pH	16.07 °C	299.6 µS/cm	0.654 mg/L	3.540 NTU	-55.0 mV	95.60 ft	0.144 PSU	100.0 ml/min
2/18/2026 1:13 PM	01:40:00	7.287 pH	16.20 °C	298.5 µS/cm	0.733 mg/L	3.120 NTU	-53.0 mV	95.65 ft	0.143 PSU	100.0 ml/min
2/18/2026 1:18 PM	01:45:00	7.303 pH	16.20 °C	297.4 µS/cm	0.832 mg/L	2.460 NTU	-51.4 mV	95.79 ft	0.143 PSU	100.0 ml/min
2/18/2026 1:23 PM	01:50:00	7.376 pH	16.24 °C	296.0 µS/cm	0.973 mg/L	1.770 NTU	-51.7 mV	95.88 ft	0.142 PSU	100.0 ml/min
2/18/2026 1:28 PM	01:55:00	7.323 pH	16.20 °C	295.4 µS/cm	1.094 mg/L	1.930 NTU	-44.9 mV	95.94 ft	0.142 PSU	100.0 ml/min
2/18/2026 1:33 PM	02:00:00	7.321 pH	16.15 °C	295.6 µS/cm	1.165 mg/L	1.710 NTU	-43.8 mV	96.08 ft	0.142 PSU	100.0 ml/min
2/18/2026 1:38 PM	02:05:00	7.322 pH	16.13 °C	295.9 µS/cm	1.196 mg/L	1.630 NTU	-43.2 mV	96.19 ft	0.142 PSU	100.0 ml/min
2/18/2026 1:43 PM	02:10:00	7.329 pH	16.11 °C	295.5 µS/cm	1.218 mg/L	1.430 NTU	-41.8 mV	96.19 ft	0.142 PSU	100.0 ml/min

Samples

Sample ID:	Description:
GWA-39RZ	Metals, Inorganics, Alkalinity, TDS

Low-Flow Test Report:

Test Date / Time: 2/18/2026 11:50:45 AM
Project: Plant Bowen LF February 2026
Operator Name: Kyle Rhyne

Location Name: GWA-1 **Well Diameter: 2 in** **Casing Type: PVC** **Screen Length: 10 ft** **Top of Screen: 141.8 ft** **Total Depth: 151.8 ft** **Initial Depth to Water: 87.07 ft**	**Pump Type: QED Dedicated** **Tubing Type: LDPE** **Pump Intake From TOC: 146.8 ft** **Estimated Total Volume Pumped: 10800 ml** **Flow Cell Volume: 90 ml** **Final Flow Rate: 110 ml/min** **Final Draw Down: 11.16 ft**	**Instrument Used: Aqua TROLL 400** **Serial Number: 843593**

Test Notes:
Pre-purged 9 L.

Low-Flow Readings:

Date Time	Elapsed Time	pH	Temperature	Specific Conductivity	RDO Concentration	Turbidity	ORP	Depth to Water	Flow
		+/- 0.1	+/- 5	+/- 5 %	+/- 10 %	+/- 5	+/- 10	+/- 0.3	
2/18/2026 11:50 AM	00:00	7.422 pH	12.58 °C	296.1 µS/cm	2.483 mg/L	0.330 NTU	21.5 mV	94.49 ft	145.0 ml/min
2/18/2026 11:55 AM	05:00	7.410 pH	11.89 °C	301.0 µS/cm	2.434 mg/L	0.450 NTU	26.2 mV	94.83 ft	145.0 ml/min
2/18/2026 12:00 PM	10:00	7.388 pH	11.90 °C	301.3 µS/cm	2.284 mg/L	0.520 NTU	27.6 mV	95.23 ft	110.0 ml/min
2/18/2026 12:05 PM	15:00	7.364 pH	11.66 °C	302.6 µS/cm	2.185 mg/L	0.680 NTU	27.5 mV	95.49 ft	110.0 ml/min
2/18/2026 12:10 PM	20:00	7.344 pH	12.11 °C	300.1 µS/cm	2.085 mg/L	0.890 NTU	30.0 mV	95.68 ft	110.0 ml/min
2/18/2026 12:15 PM	25:00	7.332 pH	12.16 °C	299.8 µS/cm	2.079 mg/L	1.180 NTU	30.8 mV	95.94 ft	110.0 ml/min
2/18/2026 12:20 PM	30:00	7.326 pH	12.27 °C	299.8 µS/cm	2.114 mg/L	1.130 NTU	31.2 mV	96.14 ft	110.0 ml/min
2/18/2026 12:25 PM	35:00	7.324 pH	12.43 °C	299.1 µS/cm	2.152 mg/L	1.270 NTU	31.1 mV	96.33 ft	110.0 ml/min
2/18/2026 12:30 PM	40:00	7.327 pH	12.38 °C	299.4 µS/cm	2.237 mg/L	1.440 NTU	30.7 mV	96.55 ft	110.0 ml/min
2/18/2026 12:35 PM	45:00	7.333 pH	12.33 °C	299.4 µS/cm	2.345 mg/L	1.560 NTU	30.2 mV	96.72 ft	110.0 ml/min
2/18/2026 12:40 PM	50:00	7.339 pH	12.46 °C	299.0 µS/cm	2.419 mg/L	1.460 NTU	29.8 mV	96.90 ft	110.0 ml/min
2/18/2026 12:45 PM	55:00	7.345 pH	12.35 °C	299.3 µS/cm	2.510 mg/L	1.520 NTU	28.9 mV	97.09 ft	110.0 ml/min
2/18/2026 12:50 PM	01:00:00	7.352 pH	12.30 °C	299.9 µS/cm	2.632 mg/L	1.480 NTU	28.4 mV	97.20 ft	110.0 ml/min
2/18/2026 12:55 PM	01:05:00	7.357 pH	12.36 °C	298.5 µS/cm	2.736 mg/L	1.610 NTU	28.2 mV	97.41 ft	110.0 ml/min
2/18/2026 1:00 PM	01:10:00	7.362 pH	12.31 °C	298.5 µS/cm	2.851 mg/L	1.670 NTU	28.0 mV	97.58 ft	110.0 ml/min

2/18/2026 1:05 PM	01:15:00	7.361 pH	12.33 °C	298.0 µS/cm	2.932 mg/L	1.450 NTU	28.2 mV	97.73 ft	110.0 ml/min
2/18/2026 1:10 PM	01:20:00	7.363 pH	12.03 °C	298.9 µS/cm	3.019 mg/L	1.390 NTU	26.3 mV	97.89 ft	110.0 ml/min
2/18/2026 1:15 PM	01:25:00	7.363 pH	12.36 °C	296.5 µS/cm	3.023 mg/L	1.320 NTU	28.7 mV	98.08 ft	110.0 ml/min
2/18/2026 1:20 PM	01:30:00	7.359 pH	12.43 °C	296.4 µS/cm	3.085 mg/L	1.300 NTU	29.4 mV	98.23 ft	110.0 ml/min
2/18/2026 1:25 PM	01:35:00	7.362 pH	12.38 °C	295.8 µS/cm	3.141 mg/L	1.250 NTU	29.4 mV	98.23 ft	110.0 ml/min

Samples

Sample ID:	Description:
GWA-1	Metals, Inorganics, Alkalinity, TDS

Low-Flow Test Report:

Test Date / Time: 2/18/2026 1:16:26 PM
Project: Plant Bowen LF February 2026
Operator Name: Natalie Piparo

Location Name: GWA-2R **Well Diameter: 2 in** **Casing Type: PVC** **Screen Length: 10 ft** **Top of Screen: 97.4 ft** **Total Depth: 107.4 ft** **Initial Depth to Water: 82.92 ft**	**Pump Type: QED Dedicated** **Tubing Type: LDPE** **Pump Intake From TOC: 102.4 ft** **Estimated Total Volume Pumped: 9380 ml** **Flow Cell Volume: 90 ml** **Final Flow Rate: 125 ml/min** **Final Draw Down: 1.68 ft**	**Instrument Used: Aqua TROLL 400** **Serial Number: 1197755**

Test Notes:
Prepurged 3 L

Low-Flow Readings:

Date Time	Elapsed Time	pH	Temperature	Specific Conductivity	RDO Concentration	Turbidity	ORP	Depth to Water	Salinity	Flow
		+/- 0.1	+/- 1000 %	+/- 5 %	+/- 10 %	+/- 5	+/- 1000 %	+/- 0.3	+/- 1000 %	
2/18/2026 1:16 PM	00:00	7.063 pH	16.47 °C	218.7 µS/cm	2.110 mg/L	0.280 NTU	77.2 mV	84.37 ft	0.104 PSU	125.0 ml/min
2/18/2026 1:21 PM	05:00	7.125 pH	16.48 °C	222.4 µS/cm	2.182 mg/L	0.500 NTU	75.3 mV	84.41 ft	0.106 PSU	125.0 ml/min
2/18/2026 1:26 PM	10:00	7.162 pH	16.47 °C	221.2 µS/cm	2.270 mg/L	0.260 NTU	75.8 mV	84.45 ft	0.105 PSU	125.0 ml/min
2/18/2026 1:31 PM	15:00	7.188 pH	16.46 °C	220.2 µS/cm	2.408 mg/L	0.220 NTU	76.0 mV	84.46 ft	0.105 PSU	125.0 ml/min
2/18/2026 1:36 PM	20:00	7.204 pH	16.42 °C	218.6 µS/cm	2.649 mg/L	0.390 NTU	76.3 mV	84.48 ft	0.104 PSU	125.0 ml/min
2/18/2026 1:41 PM	25:00	7.211 pH	16.39 °C	215.9 µS/cm	2.954 mg/L	0.370 NTU	76.5 mV	84.52 ft	0.103 PSU	125.0 ml/min
2/18/2026 1:46 PM	30:00	7.215 pH	16.40 °C	212.7 µS/cm	3.345 mg/L	0.290 NTU	76.6 mV	84.54 ft	0.101 PSU	125.0 ml/min
2/18/2026 1:51 PM	35:00	7.213 pH	16.41 °C	209.2 µS/cm	3.752 mg/L	0.520 NTU	76.9 mV	84.55 ft	0.100 PSU	125.0 ml/min
2/18/2026 1:56 PM	40:00	7.205 pH	16.42 °C	205.9 µS/cm	4.117 mg/L	0.280 NTU	77.0 mV	84.56 ft	0.098 PSU	125.0 ml/min
2/18/2026 2:01 PM	45:00	7.192 pH	16.41 °C	203.2 µS/cm	4.446 mg/L	0.270 NTU	77.2 mV	84.56 ft	0.097 PSU	125.0 ml/min
2/18/2026 2:06 PM	50:00	7.180 pH	16.46 °C	200.3 µS/cm	4.741 mg/L	0.240 NTU	77.2 mV	84.57 ft	0.095 PSU	125.0 ml/min
2/18/2026 2:11 PM	55:00	7.173 pH	16.47 °C	198.0 µS/cm	5.030 mg/L	0.360 NTU	77.4 mV	84.56 ft	0.094 PSU	125.0 ml/min
2/18/2026 2:16 PM	01:00:00	7.176 pH	16.46 °C	196.0 µS/cm	5.309 mg/L	0.460 NTU	77.5 mV	84.57 ft	0.093 PSU	125.0 ml/min
2/18/2026 2:21 PM	01:05:00	7.178 pH	16.45 °C	194.1 µS/cm	5.581 mg/L	0.330 NTU	77.5 mV	84.58 ft	0.092 PSU	125.0 ml/min
2/18/2026 2:26 PM	01:10:00	7.185 pH	16.43 °C	192.4 µS/cm	5.821 mg/L	0.300 NTU	77.7 mV	84.59 ft	0.091 PSU	125.0 ml/min

2/18/2026 2:31 PM	01:15:00	7.193 pH	16.46 °C	191.2 µS/cm	6.035 mg/L	0.220 NTU	77.8 mV	84.60 ft	0.091 PSU	125.0 ml/min

Samples

Sample ID:	Description:
GWA-2R	Metals, Inorganics, Alkalinity, TDS

Created using VuSitu from In-Situ, Inc.

Low-Flow Test Report:

Test Date / Time: 2/18/2026 2:52:35 PM
Project: Plant Bowen LF February 2026
Operator Name: Ori Kimhi

Location Name: GWA-39Z **Well Diameter: 2 in** **Casing Type: PVC** **Screen Length: 10 ft** **Top of Screen: 107.54 ft** **Total Depth: 117.54 ft** **Initial Depth to Water: 71.13 ft**	**Pump Type: QED Dedicated** **Tubing Type: LDPE** **Pump Intake From TOC: 112.54 ft** **Estimated Total Volume Pumped: 6000 ml** **Flow Cell Volume: 90 ml** **Final Flow Rate: 120 ml/min** **Final Draw Down: 0.27 ft**	**Instrument Used: Aqua TROLL 400** **Serial Number: 850735**

Test Notes:
Prepurged 3L

Low-Flow Readings:

Date Time	Elapsed Time	pH	Temperature	Specific Conductivity	RDO Concentration	Turbidity	ORP	Depth to Water	Salinity	Flow
		+/- 0.1	+/- 0.5	+/- 5 %	+/- 10 %	+/- 10	+/- 10	+/- 0.3	+/- 10	
2/18/2026 2:52 PM	00:00	7.620 pH	17.73 °C	117.8 µS/cm	8.159 mg/L	3.110 NTU	47.4 mV	71.38 ft	0.055 PSU	160.0 ml/min
2/18/2026 2:57 PM	05:00	6.932 pH	16.07 °C	114.2 µS/cm	8.085 mg/L	3.240 NTU	59.7 mV	71.48 ft	0.054 PSU	160.0 ml/min
2/18/2026 3:02 PM	10:00	6.671 pH	15.94 °C	114.1 µS/cm	8.143 mg/L	3.140 NTU	61.2 mV	71.48 ft	0.054 PSU	160.0 ml/min
2/18/2026 3:07 PM	15:00	6.529 pH	15.95 °C	114.9 µS/cm	8.155 mg/L	1.280 NTU	62.4 mV	71.48 ft	0.054 PSU	160.0 ml/min
2/18/2026 3:12 PM	20:00	6.518 pH	15.86 °C	115.0 µS/cm	8.192 mg/L	0.950 NTU	81.8 mV	71.48 ft	0.054 PSU	160.0 ml/min
2/18/2026 3:17 PM	25:00	6.428 pH	15.80 °C	115.0 µS/cm	8.211 mg/L	0.770 NTU	85.9 mV	71.48 ft	0.054 PSU	160.0 ml/min
2/18/2026 3:22 PM	30:00	6.421 pH	15.76 °C	115.8 µS/cm	8.208 mg/L	0.750 NTU	85.3 mV	71.40 ft	0.054 PSU	120.0 ml/min
2/18/2026 3:27 PM	35:00	6.404 pH	15.75 °C	117.9 µS/cm	8.205 mg/L	0.730 NTU	85.9 mV	71.40 ft	0.055 PSU	120.0 ml/min
2/18/2026 3:32 PM	40:00	6.324 pH	15.77 °C	119.6 µS/cm	8.212 mg/L	0.680 NTU	89.6 mV	71.40 ft	0.056 PSU	120.0 ml/min

Samples

Sample ID:	Description:
GWA-39Z	Metals, Inorganics, Alkalinity, TDS

Low-Flow Test Report:

Test Date / Time: 2/18/2026 2:53:02 PM
Project: Plant Bowen LF February 2026
Operator Name: Kyle Rhyne

Location Name: GWC-9 **Well Diameter: 2 in** **Casing Type: PVC** **Screen Length: 10 ft** **Top of Screen: 67.16 ft** **Total Depth: 77.16 ft** **Initial Depth to Water: 43.72 ft**	**Pump Type: QED Dedicated** **Tubing Type: LDPE** **Pump Intake From TOC: 72.16 ft** **Estimated Total Volume Pumped: 3750 ml** **Flow Cell Volume: 90 ml** **Final Flow Rate: 150 ml/min** **Final Draw Down: 0 ft**	**Instrument Used: Aqua TROLL 400** **Serial Number: 843593**

Test Notes:
Pre-purged 2 L.

Low-Flow Readings:

Date Time	Elapsed Time	pH	Temperature	Specific Conductivity	RDO Concentration	Turbidity	ORP	Depth to Water	Flow
		+/- 0.1	+/- 5	+/- 5 %	+/- 10 %	+/- 5	+/- 10	+/- 0.3	
2/18/2026 2:53 PM	00:00	6.447 pH	13.16 °C	197.0 µS/cm	7.409 mg/L	0.300 NTU	75.0 mV	43.73 ft	150.0 ml/min
2/18/2026 2:58 PM	05:00	6.473 pH	12.40 °C	200.7 µS/cm	7.600 mg/L	0.230 NTU	82.3 mV	43.73 ft	150.0 ml/min
2/18/2026 3:03 PM	10:00	6.480 pH	12.58 °C	199.9 µS/cm	7.526 mg/L	0.220 NTU	61.0 mV	43.73 ft	150.0 ml/min
2/18/2026 3:08 PM	15:00	6.473 pH	12.58 °C	199.7 µS/cm	7.519 mg/L	0.180 NTU	60.9 mV	43.73 ft	150.0 ml/min
2/18/2026 3:13 PM	20:00	6.483 pH	12.54 °C	200.2 µS/cm	7.518 mg/L	0.130 NTU	60.7 mV	43.72 ft	150.0 ml/min
2/18/2026 3:18 PM	25:00	6.485 pH	12.53 °C	200.2 µS/cm	7.506 mg/L	0.120 NTU	59.4 mV	43.72 ft	150.0 ml/min

Samples

Sample ID:	Description:
GWC-9	Metals, Inorganics, Alkalinity, TDS

Created using VuSitu from In-Situ, Inc.

Low-Flow Test Report:

Test Date / Time: 2/18/2026 3:32:17 PM
Project: Plant Bowen LF February 2026
Operator Name: Natalie Piparo

Location Name: GWC-12 **Well Diameter: 2 in** **Casing Type: PVC** **Screen Length: 10 ft** **Top of Screen: 44.03 ft** **Total Depth: 54.03 ft** **Initial Depth to Water: 25.94 ft**	**Pump Type: QED Dedicated** **Tubing Type: LDPE** **Pump Intake From TOC: 49.03 ft** **Estimated Total Volume Pumped: 2750 ml** **Flow Cell Volume: 90 ml** **Final Flow Rate: 110 ml/min** **Final Draw Down: 0.52 ft**	**Instrument Used: Aqua TROLL 400** **Serial Number: 1197755**

Test Notes:
Prepurged 1 L

Low-Flow Readings:

Date Time	Elapsed Time	pH	Temperature	Specific Conductivity	RDO Concentration	Turbidity	ORP	Depth to Water	Salinity	Flow
		+/- 0.1	+/- 1000 %	+/- 5 %	+/- 10 %	+/- 5	+/- 1000 %	+/- 0.3	+/- 1000 %	
2/18/2026 3:32 PM	00:00	6.019 pH	16.75 °C	116.4 µS/cm	0.706 mg/L	2.180 NTU	37.4 mV	26.39 ft	0.055 PSU	110.0 ml/min
2/18/2026 3:37 PM	05:00	5.964 pH	16.63 °C	116.9 µS/cm	0.566 mg/L	3.330 NTU	25.5 mV	26.44 ft	0.055 PSU	110.0 ml/min
2/18/2026 3:42 PM	10:00	5.945 pH	16.64 °C	117.3 µS/cm	0.422 mg/L	4.100 NTU	25.5 mV	26.45 ft	0.055 PSU	110.0 ml/min
2/18/2026 3:47 PM	15:00	5.944 pH	16.67 °C	117.0 µS/cm	0.414 mg/L	3.260 NTU	25.1 mV	26.46 ft	0.055 PSU	110.0 ml/min
2/18/2026 3:52 PM	20:00	5.938 pH	16.71 °C	116.9 µS/cm	0.388 mg/L	2.790 NTU	24.3 mV	26.46 ft	0.055 PSU	110.0 ml/min
2/18/2026 3:57 PM	25:00	5.942 pH	16.72 °C	116.3 µS/cm	0.409 mg/L	2.590 NTU	23.2 mV	26.46 ft	0.055 PSU	110.0 ml/min

Samples

Sample ID:	Description:
GWC-12	Metals, Inorganics, Alkalinity, TDS

Low-Flow Test Report:

Test Date / Time: 2/19/2026 9:47:24 AM
Project: Plant Bowen LF February 2026
Operator Name: Natalie Piparo

Location Name: GWC-10 **Well Diameter: 2 in** **Casing Type: PVC** **Screen Length: 10 ft** **Top of Screen: 61.81 ft** **Total Depth: 71.81 ft** **Initial Depth to Water: 36.98 ft**	**Pump Type: QED Dedicated** **Tubing Type: LDPE** **Pump Intake From TOC: 66.81 ft** **Estimated Total Volume Pumped: 4800 ml** **Flow Cell Volume: 90 ml** **Final Flow Rate: 160 ml/min** **Final Draw Down: 0.01 ft**	**Instrument Used: Aqua TROLL 400** **Serial Number: 1197755**

Test Notes:
Prepurged 3 L

Low-Flow Readings:

Date Time	Elapsed Time	pH	Temperature	Specific Conductivity	RDO Concentration	Turbidity	ORP	Depth to Water	Salinity	Flow
		+/- 0.1	+/- 1000 %	+/- 5 %	+/- 10 %	+/- 5	+/- 1000 %	+/- 0.3	+/- 1000 %	
2/19/2026 9:47 AM	00:00	6.818 pH	15.70 °C	283.3 µS/cm	6.995 mg/L	0.570 NTU	124.7 mV	36.99 ft	0.136 PSU	160.0 ml/min
2/19/2026 9:52 AM	05:00	6.825 pH	15.50 °C	288.7 µS/cm	6.967 mg/L	2.570 NTU	108.6 mV	36.99 ft	0.138 PSU	160.0 ml/min
2/19/2026 9:57 AM	10:00	6.852 pH	15.49 °C	291.2 µS/cm	6.802 mg/L	3.000 NTU	93.4 mV	36.99 ft	0.140 PSU	160.0 ml/min
2/19/2026 10:02 AM	15:00	6.875 pH	15.56 °C	292.9 µS/cm	6.726 mg/L	3.910 NTU	91.2 mV	36.99 ft	0.140 PSU	160.0 ml/min
2/19/2026 10:07 AM	20:00	6.921 pH	15.60 °C	292.9 µS/cm	6.761 mg/L	4.350 NTU	89.8 mV	36.99 ft	0.140 PSU	160.0 ml/min
2/19/2026 10:12 AM	25:00	6.952 pH	15.62 °C	290.8 µS/cm	6.874 mg/L	3.940 NTU	89.2 mV	36.99 ft	0.139 PSU	160.0 ml/min
2/19/2026 10:17 AM	30:00	6.976 pH	15.68 °C	289.5 µS/cm	6.917 mg/L	3.830 NTU	88.8 mV	36.99 ft	0.139 PSU	160.0 ml/min

Samples

Sample ID:	Description:
GWC-10	Metals, Inorganics, Alkalinity, TDS

Low-Flow Test Report:

Test Date / Time: 2/19/2026 9:53:39 AM
Project: Plant Bowen LF February 2026
Operator Name: Ori Kimhi

Location Name: GWC-13 **Well Diameter: 2 in** **Casing Type: PVC** **Screen Length: 10 ft** **Top of Screen: 74.8 ft** **Total Depth: 84.8 ft** **Initial Depth to Water: 35.58 ft**	**Pump Type: QED Dedicated** **Tubing Type: LDPE** **Pump Intake From TOC: 79.8 ft** **Estimated Total Volume Pumped: 3500 ml** **Flow Cell Volume: 90 ml** **Final Flow Rate: 100 ml/min** **Final Draw Down: 0 ft**	**Instrument Used: Aqua TROLL 400** **Serial Number: 850735**

Test Notes:
Prepurged 2L

Low-Flow Readings:

Date Time	Elapsed Time	pH	Temperature	Specific Conductivity	RDO Concentration	Turbidity	ORP	Depth to Water	Salinity	Flow
		+/- 0.1	+/- 0.5	+/- 5 %	+/- 10 %	+/- 10	+/- 10	+/- 0.3	+/- 10	
2/19/2026 9:53 AM	00:00	8.086 pH	19.97 °C	438.9 µS/cm	5.953 mg/L	5.210 NTU	180.8 mV	35.58 ft	0.213 PSU	100.0 ml/min
2/19/2026 9:58 AM	05:00	7.462 pH	17.40 °C	308.8 µS/cm	4.328 mg/L	6.220 NTU	133.1 mV	35.58 ft	0.148 PSU	100.0 ml/min
2/19/2026 10:03 AM	10:00	7.298 pH	17.33 °C	310.8 µS/cm	4.342 mg/L	5.270 NTU	65.4 mV	35.58 ft	0.149 PSU	100.0 ml/min
2/19/2026 10:08 AM	15:00	7.247 pH	17.43 °C	311.8 µS/cm	4.349 mg/L	4.980 NTU	53.6 mV	35.58 ft	0.150 PSU	100.0 ml/min
2/19/2026 10:13 AM	20:00	7.225 pH	17.45 °C	313.6 µS/cm	4.377 mg/L	4.500 NTU	49.1 mV	35.58 ft	0.151 PSU	100.0 ml/min
2/19/2026 10:18 AM	25:00	7.219 pH	17.72 °C	314.4 µS/cm	4.398 mg/L	4.440 NTU	47.1 mV	35.58 ft	0.151 PSU	100.0 ml/min
2/19/2026 10:23 AM	30:00	7.201 pH	17.99 °C	315.3 µS/cm	4.410 mg/L	4.760 NTU	46.8 mV	35.58 ft	0.152 PSU	100.0 ml/min
2/19/2026 10:28 AM	35:00	7.201 pH	17.99 °C	315.9 µS/cm	4.420 mg/L	4.330 NTU	46.7 mV	35.58 ft	0.152 PSU	100.0 ml/min

Samples

Sample ID:	Description:
GWC-13	Metals, Inorganics, Alkalinity, TDS

Low-Flow Test Report:

Test Date / Time: 2/19/2026 10:16:31 AM
Project: Plant Bowen LF February 2026
Operator Name: Kyle Rhyne

Location Name: GWC-7Z **Well Diameter: 2 in** **Casing Type: PVC** **Screen Length: 10 ft** **Top of Screen: 107 ft** **Total Depth: 117 ft** **Initial Depth to Water: 60.96 ft**	**Pump Type: QED Dedicated** **Tubing Type: LDPE** **Pump Intake From TOC: 112 ft** **Estimated Total Volume Pumped: 10500 ml** **Flow Cell Volume: 90 ml** **Final Flow Rate: 150 ml/min** **Final Draw Down: 0.15 ft**	**Instrument Used: Aqua TROLL 400** **Serial Number: 843593**

Test Notes:
Pre-purged 3 L.

Low-Flow Readings:

Date Time	Elapsed Time	pH	Temperature	Specific Conductivity	RDO Concentration	Turbidity	ORP	Depth to Water	Flow
		+/- 0.1	+/- 5	+/- 5 %	+/- 10 %	+/- 5	+/- 10	+/- 0.3	
2/19/2026 10:16 AM	00:00	7.149 pH	12.58 °C	226.2 µS/cm	2.288 mg/L	2.840 NTU	30.7 mV	61.12 ft	200.0 ml/min
2/19/2026 10:21 AM	05:00	7.260 pH	12.10 °C	228.4 µS/cm	3.277 mg/L	2.190 NTU	22.4 mV	61.12 ft	200.0 ml/min
2/19/2026 10:26 AM	10:00	7.342 pH	12.12 °C	227.4 µS/cm	3.852 mg/L	1.910 NTU	20.1 mV	61.12 ft	200.0 ml/min
2/19/2026 10:31 AM	15:00	7.403 pH	12.18 °C	226.3 µS/cm	4.199 mg/L	1.950 NTU	16.3 mV	61.12 ft	200.0 ml/min
2/19/2026 10:36 AM	20:00	7.447 pH	12.02 °C	226.5 µS/cm	4.449 mg/L	1.660 NTU	15.0 mV	61.13 ft	200.0 ml/min
2/19/2026 10:41 AM	25:00	7.477 pH	12.16 °C	225.6 µS/cm	4.594 mg/L	1.260 NTU	13.9 mV	61.12 ft	200.0 ml/min
2/19/2026 10:46 AM	30:00	7.501 pH	12.19 °C	225.1 µS/cm	4.752 mg/L	1.320 NTU	13.6 mV	61.12 ft	150.0 ml/min
2/19/2026 10:51 AM	35:00	7.520 pH	12.31 °C	224.7 µS/cm	4.814 mg/L	1.240 NTU	13.4 mV	61.12 ft	150.0 ml/min
2/19/2026 10:56 AM	40:00	7.537 pH	12.28 °C	224.2 µS/cm	4.888 mg/L	1.530 NTU	14.0 mV	61.12 ft	150.0 ml/min
2/19/2026 11:01 AM	45:00	7.555 pH	12.34 °C	223.9 µS/cm	4.974 mg/L	1.160 NTU	15.0 mV	61.11 ft	150.0 ml/min
2/19/2026 11:06 AM	50:00	7.569 pH	12.28 °C	223.7 µS/cm	5.032 mg/L	1.110 NTU	15.0 mV	61.11 ft	150.0 ml/min
2/19/2026 11:11 AM	55:00	7.577 pH	12.36 °C	222.9 µS/cm	5.023 mg/L	1.060 NTU	14.7 mV	61.11 ft	150.0 ml/min
2/19/2026 11:16 AM	01:00:00	7.578 pH	12.35 °C	223.3 µS/cm	5.033 mg/L	0.970 NTU	14.9 mV	61.11 ft	150.0 ml/min

Samples

Sample ID:	Description:
GWC-7Z	Metals, Inorganics, Alkalinity, TDS

Created using VuSitu from In-Situ, Inc.

Low-Flow Test Report:

Test Date / Time: 2/19/2026 11:07:18 AM
Project: Plant Bowen LF February 2026
Operator Name: Natalie Piparo

Location Name: GWC-10R **Well Diameter: 2 in** **Casing Type: PVC** **Screen Length: 10 ft** **Top of Screen: 90.2 ft** **Total Depth: 100.2 ft** **Initial Depth to Water: 37.06 ft**	**Pump Type: QED Dedicated** **Tubing Type: LDPE** **Pump Intake From TOC: 95.2 ft** **Estimated Total Volume Pumped: 7500 ml** **Flow Cell Volume: 90 ml** **Final Flow Rate: 150 ml/min** **Final Draw Down: 0.04 ft**	**Instrument Used: Aqua TROLL 400** **Serial Number: 1197755**

Test Notes:
Prepurged 3 L

Low-Flow Readings:

Date Time	Elapsed Time	pH	Temperature	Specific Conductivity	RDO Concentration	Turbidity	ORP	Depth to Water	Salinity	Flow
		+/- 0.1	+/- 1000 %	+/- 5 %	+/- 10 %	+/- 5	+/- 1000 %	+/- 0.3	+/- 1000 %	
2/19/2026 11:07 AM	00:00	7.065 pH	15.84 °C	308.2 µS/cm	2.620 mg/L	3.830 NTU	16.0 mV	37.08 ft	0.148 PSU	150.0 ml/min
2/19/2026 11:12 AM	05:00	7.110 pH	15.80 °C	305.1 µS/cm	3.048 mg/L	0.850 NTU	25.9 mV	37.09 ft	0.146 PSU	150.0 ml/min
2/19/2026 11:17 AM	10:00	7.145 pH	15.88 °C	304.1 µS/cm	3.447 mg/L	1.010 NTU	25.3 mV	37.10 ft	0.146 PSU	150.0 ml/min
2/19/2026 11:22 AM	15:00	7.176 pH	15.81 °C	302.7 µS/cm	3.768 mg/L	0.590 NTU	25.6 mV	37.10 ft	0.145 PSU	150.0 ml/min
2/19/2026 11:27 AM	20:00	7.202 pH	15.82 °C	301.7 µS/cm	4.124 mg/L	0.410 NTU	26.1 mV	37.10 ft	0.145 PSU	150.0 ml/min
2/19/2026 11:32 AM	25:00	7.226 pH	15.79 °C	300.2 µS/cm	4.376 mg/L	0.470 NTU	27.2 mV	37.10 ft	0.144 PSU	150.0 ml/min
2/19/2026 11:37 AM	30:00	7.248 pH	15.74 °C	299.1 µS/cm	4.631 mg/L	0.320 NTU	28.8 mV	37.10 ft	0.143 PSU	150.0 ml/min
2/19/2026 11:42 AM	35:00	7.268 pH	15.80 °C	297.9 µS/cm	4.923 mg/L	0.370 NTU	30.7 mV	37.10 ft	0.143 PSU	150.0 ml/min
2/19/2026 11:47 AM	40:00	7.290 pH	15.78 °C	296.5 µS/cm	5.144 mg/L	0.290 NTU	33.4 mV	37.10 ft	0.142 PSU	150.0 ml/min
2/19/2026 11:52 AM	45:00	7.306 pH	15.86 °C	295.8 µS/cm	5.401 mg/L	0.230 NTU	36.3 mV	37.10 ft	0.142 PSU	150.0 ml/min
2/19/2026 11:57 AM	50:00	7.322 pH	15.87 °C	295.0 µS/cm	5.569 mg/L	0.220 NTU	39.6 mV	37.10 ft	0.141 PSU	150.0 ml/min

Samples

Sample ID:	Description:
GWC-10R	Metals, Inorganics, Alkalinity, TDS

FD-10	Metals, Inorganics, TDS

Created using VuSitu from In-Situ, Inc.

Low-Flow Test Report:

Test Date / Time: 2/19/2026 11:48:21 AM
Project: Plant Bowen LF February 2026
Operator Name: Ori Kimhi

Location Name: GWC-13RZ **Well Diameter: 2 in** **Casing Type: PVC** **Screen Length: 10 ft** **Top of Screen: 94.3 ft** **Total Depth: 104.3 ft** **Initial Depth to Water: 71.56 ft**	**Pump Type: QED Dedicated** **Tubing Type: LDPE** **Pump Intake From TOC: 99.3 ft** **Estimated Total Volume Pumped: 10500 ml** **Flow Cell Volume: 90 ml** **Final Flow Rate: 110 ml/min** **Final Draw Down: 23.29 ft**	**Instrument Used: Aqua TROLL 400** **Serial Number: 850735**

Test Notes:
Prepurged 7.5 L

WL entered screened interval. Complete evac performed samples to be collected 2/20/26

Low-Flow Readings:

Date Time	Elapsed Time	pH	Temperature	Specific Conductivity	RDO Concentration	Turbidity	ORP	Depth to Water	Salinity	Flow
		+/- 0.1	+/- 0.5	+/- 5 %	+/- 10 %	+/- 10	+/- 10	+/- 0.3	+/- 10	
2/19/2026 11:48 AM	00:00	7.538 pH	19.68 °C	391.6 µS/cm	4.923 mg/L	2.220 NTU	43.6 mV	81.68 ft	0.189 PSU	200.0 ml/min
2/19/2026 11:53 AM	05:00	7.536 pH	17.12 °C	408.4 µS/cm	4.589 mg/L	2.930 NTU	15.4 mV	82.80 ft	0.198 PSU	200.0 ml/min
2/19/2026 11:58 AM	10:00	7.521 pH	17.05 °C	408.6 µS/cm	4.882 mg/L	2.300 NTU	15.9 mV	84.19 ft	0.198 PSU	200.0 ml/min
2/19/2026 12:03 PM	15:00	7.501 pH	17.05 °C	408.4 µS/cm	5.124 mg/L	2.750 NTU	16.3 mV	84.99 ft	0.198 PSU	200.0 ml/min
2/19/2026 12:08 PM	20:00	7.501 pH	17.05 °C	408.1 µS/cm	5.350 mg/L	2.940 NTU	16.6 mV	85.92 ft	0.197 PSU	200.0 ml/min
2/19/2026 12:13 PM	25:00	7.492 pH	17.00 °C	407.7 µS/cm	5.538 mg/L	3.110 NTU	17.4 mV	86.94 ft	0.197 PSU	200.0 ml/min
2/19/2026 12:18 PM	30:00	7.481 pH	17.06 °C	407.8 µS/cm	5.709 mg/L	2.510 NTU	18.5 mV	87.85 ft	0.197 PSU	200.0 ml/min
2/19/2026 12:23 PM	35:00	7.479 pH	17.18 °C	407.1 µS/cm	5.801 mg/L	2.060 NTU	19.4 mV	88.55 ft	0.197 PSU	110.0 ml/min
2/19/2026 12:28 PM	40:00	7.495 pH	17.05 °C	406.7 µS/cm	5.861 mg/L	1.760 NTU	20.0 mV	89.45 ft	0.197 PSU	110.0 ml/min
2/19/2026 12:33 PM	45:00	7.475 pH	17.18 °C	405.8 µS/cm	5.899 mg/L	2.320 NTU	21.7 mV	89.82 ft	0.196 PSU	110.0 ml/min
2/19/2026 12:38 PM	50:00	7.472 pH	17.23 °C	407.9 µS/cm	5.975 mg/L	2.630 NTU	21.2 mV	90.44 ft	0.197 PSU	110.0 ml/min
2/19/2026 12:43 PM	55:00	7.480 pH	17.31 °C	407.1 µS/cm	6.011 mg/L	1.750 NTU	20.8 mV	91.07 ft	0.197 PSU	110.0 ml/min
2/19/2026 12:48 PM	01:00:00	7.481 pH	17.27 °C	407.9 µS/cm	6.082 mg/L	2.260 NTU	20.1 mV	91.75 ft	0.197 PSU	110.0 ml/min
2/19/2026 12:53 PM	01:05:00	7.512 pH	17.37 °C	407.1 µS/cm	6.123 mg/L	2.350 NTU	17.8 mV	92.35 ft	0.197 PSU	110.0 ml/min

2/19/2026 12:58 PM	01:10:00	7.511 pH	17.28 °C	409.4 µS/cm	6.141 mg/L	1.510 NTU	22.2 mV	92.89 ft	0.198 PSU	110.0 ml/min
2/19/2026 1:03 PM	01:15:00	7.456 pH	17.26 °C	409.9 µS/cm	6.186 mg/L	1.820 NTU	22.7 mV	93.79 ft	0.198 PSU	110.0 ml/min
2/19/2026 1:08 PM	01:20:00	7.448 pH	17.30 °C	410.2 µS/cm	6.230 mg/L	2.340 NTU	23.2 mV	94.12 ft	0.198 PSU	110.0 ml/min
2/19/2026 1:13 PM	01:25:00	7.446 pH	17.36 °C	409.6 µS/cm	6.236 mg/L	2.340 NTU	23.3 mV	94.85 ft	0.198 PSU	110.0 ml/min

Samples

Sample ID:	Description:

Low-Flow Test Report:

Test Date / Time: 2/19/2026 12:20:39 PM
Project: Plant Bowen LF February 2026
Operator Name: Kyle Rhyne

Location Name: GWC-8Z **Well Diameter: 2 in** **Casing Type: PVC** **Screen Length: 10 ft** **Top of Screen: 66.4 ft** **Total Depth: 76.4 ft** **Initial Depth to Water: 50.33 ft**	**Pump Type: QED Dedicated** **Tubing Type: LDPE** **Pump Intake From TOC: 71.4 ft** **Estimated Total Volume Pumped: 10000 ml** **Flow Cell Volume: 90 ml** **Final Flow Rate: 105 ml/min** **Final Draw Down: 0.43 ft**	**Instrument Used: Aqua TROLL 400** **Serial Number: 843593**

Test Notes:
Pre-purged 2 L.

Low-Flow Readings:

Date Time	Elapsed Time	pH	Temperature	Specific Conductivity	RDO Concentration	Turbidity	ORP	Depth to Water	Flow
		+/- 0.1	+/- 5	+/- 5 %	+/- 10 %	+/- 5	+/- 10	+/- 0.3	
2/19/2026 12:20 PM	00:00	6.694 pH	13.26 °C	82.51 µS/cm	8.244 mg/L	0.700 NTU	96.4 mV	50.74 ft	105.0 ml/min
2/19/2026 12:25 PM	05:00	6.485 pH	12.58 °C	81.74 µS/cm	8.340 mg/L	0.530 NTU	115.7 mV	50.74 ft	105.0 ml/min
2/19/2026 12:30 PM	10:00	6.450 pH	12.61 °C	80.74 µS/cm	8.212 mg/L	0.540 NTU	111.5 mV	50.74 ft	105.0 ml/min
2/19/2026 12:35 PM	15:00	6.409 pH	12.59 °C	81.22 µS/cm	8.126 mg/L	0.340 NTU	110.5 mV	50.74 ft	105.0 ml/min
2/19/2026 12:40 PM	20:00	6.335 pH	12.58 °C	83.32 µS/cm	8.027 mg/L	0.370 NTU	111.7 mV	50.74 ft	105.0 ml/min
2/19/2026 12:45 PM	25:00	6.339 pH	12.57 °C	86.69 µS/cm	7.920 mg/L	0.250 NTU	109.9 mV	50.74 ft	105.0 ml/min
2/19/2026 12:50 PM	30:00	6.368 pH	12.55 °C	92.46 µS/cm	7.805 mg/L	0.240 NTU	107.7 mV	50.74 ft	105.0 ml/min
2/19/2026 12:55 PM	35:00	6.392 pH	12.87 °C	100.1 µS/cm	7.655 mg/L	0.340 NTU	79.4 mV	50.75 ft	105.0 ml/min
2/19/2026 1:00 PM	40:00	6.451 pH	12.75 °C	110.0 µS/cm	7.657 mg/L	0.270 NTU	76.6 mV	50.75 ft	105.0 ml/min
2/19/2026 1:05 PM	45:00	6.514 pH	12.57 °C	120.6 µS/cm	7.705 mg/L	0.240 NTU	98.0 mV	50.75 ft	105.0 ml/min
2/19/2026 1:10 PM	50:00	6.566 pH	12.67 °C	129.8 µS/cm	7.716 mg/L	0.250 NTU	97.7 mV	50.76 ft	105.0 ml/min
2/19/2026 1:15 PM	55:00	6.649 pH	12.70 °C	137.3 µS/cm	7.710 mg/L	0.710 NTU	94.8 mV	50.76 ft	105.0 ml/min
2/19/2026 1:20 PM	01:00:00	6.724 pH	12.72 °C	143.7 µS/cm	7.684 mg/L	0.210 NTU	92.9 mV	50.76 ft	105.0 ml/min
2/19/2026 1:25 PM	01:05:00	6.789 pH	12.71 °C	148.5 µS/cm	7.725 mg/L	0.230 NTU	91.2 mV	50.76 ft	105.0 ml/min
2/19/2026 1:30 PM	01:10:00	6.807 pH	13.01 °C	151.3 µS/cm	7.656 mg/L	0.220 NTU	67.9 mV	50.76 ft	105.0 ml/min

2/19/2026 1:35 PM	01:15:00	6.872 pH	12.86 °C	154.5 µS/cm	7.692 mg/L	0.160 NTU	65.8 mV	50.76 ft	105.0 ml/min
2/19/2026 1:40 PM	01:20:00	6.908 pH	12.84 °C	157.4 µS/cm	7.708 mg/L	0.170 NTU	68.1 mV	50.76 ft	105.0 ml/min
2/19/2026 1:45 PM	01:25:00	6.947 pH	12.61 °C	161.0 µS/cm	7.783 mg/L	0.160 NTU	87.2 mV	50.76 ft	105.0 ml/min
2/19/2026 1:50 PM	01:30:00	6.986 pH	12.88 °C	161.9 µS/cm	7.786 mg/L	0.130 NTU	64.7 mV	50.75 ft	105.0 ml/min
2/19/2026 1:55 PM	01:35:00	7.014 pH	13.00 °C	164.4 µS/cm	7.784 mg/L	0.100 NTU	63.9 mV	50.76 ft	105.0 ml/min

Samples

Sample ID:	Description:
GWC-8Z	Metals, Inorganics, Alkalinity, TDS

Created using VuSitu from In-Situ, Inc.

Low-Flow Test Report:

Test Date / Time: 2/19/2026 2:04:58 PM
Project: Plant Bowen LF February 2026
Operator Name: Ori Kimhi

Location Name: GWC-11 **Well Diameter: 2 in** **Casing Type: PVC** **Screen Length: 10 ft** **Top of Screen: 37.35 ft** **Total Depth: 47.35 ft** **Initial Depth to Water: 26.91 ft**	**Pump Type: QED Dedicated** **Tubing Type: LDPE** **Pump Intake From TOC: 42.35 ft** **Estimated Total Volume Pumped: 10000 ml** **Flow Cell Volume: 90 ml** **Final Flow Rate: 120 ml/min** **Final Draw Down: 0 ft**	**Instrument Used: Aqua TROLL 400** **Serial Number: 850735**

Test Notes:
Prepurged 2L

Low-Flow Readings:

Date Time	Elapsed Time	pH	Temperature	Specific Conductivity	RDO Concentration	Turbidity	ORP	Depth to Water	Salinity	Flow
		+/- 0.1	+/- 0.5	+/- 5 %	+/- 10 %	+/- 10	+/- 10	+/- 0.3	+/- 10	
2/19/2026 2:04 PM	00:00	7.603 pH	23.30 °C	83.63 µS/cm	4.817 mg/L	3.730 NTU	41.7 mV	26.91 ft	0.039 PSU	120.0 ml/min
2/19/2026 2:09 PM	05:00	6.789 pH	19.44 °C	87.48 µS/cm	4.404 mg/L	3.560 NTU	117.4 mV	26.91 ft	0.041 PSU	120.0 ml/min
2/19/2026 2:14 PM	10:00	6.462 pH	19.05 °C	91.25 µS/cm	4.459 mg/L	3.070 NTU	118.5 mV	26.91 ft	0.043 PSU	120.0 ml/min
2/19/2026 2:19 PM	15:00	6.310 pH	18.89 °C	91.78 µS/cm	4.440 mg/L	2.730 NTU	117.0 mV	26.91 ft	0.043 PSU	120.0 ml/min
2/19/2026 2:24 PM	20:00	6.226 pH	18.97 °C	93.27 µS/cm	4.421 mg/L	3.030 NTU	114.9 mV	26.91 ft	0.044 PSU	120.0 ml/min
2/19/2026 2:29 PM	25:00	6.202 pH	18.91 °C	94.75 µS/cm	4.367 mg/L	2.540 NTU	112.0 mV	26.91 ft	0.044 PSU	120.0 ml/min
2/19/2026 2:34 PM	30:00	6.139 pH	18.98 °C	97.38 µS/cm	4.285 mg/L	2.650 NTU	111.7 mV	26.91 ft	0.046 PSU	120.0 ml/min
2/19/2026 2:39 PM	35:00	6.140 pH	18.98 °C	100.7 µS/cm	4.223 mg/L	3.140 NTU	108.6 mV	26.91 ft	0.047 PSU	120.0 ml/min
2/19/2026 2:44 PM	40:00	6.169 pH	18.83 °C	107.7 µS/cm	4.177 mg/L	2.390 NTU	104.3 mV	26.91 ft	0.050 PSU	120.0 ml/min
2/19/2026 2:49 PM	45:00	6.207 pH	18.79 °C	119.2 µS/cm	4.222 mg/L	2.070 NTU	99.8 mV	26.91 ft	0.056 PSU	120.0 ml/min
2/19/2026 2:54 PM	50:00	6.281 pH	18.52 °C	133.5 µS/cm	4.350 mg/L	3.070 NTU	93.8 mV	26.91 ft	0.063 PSU	140.0 ml/min
2/19/2026 2:59 PM	55:00	6.376 pH	18.47 °C	149.6 µS/cm	4.507 mg/L	3.110 NTU	87.5 mV	26.91 ft	0.071 PSU	140.0 ml/min
2/19/2026 3:04 PM	01:00:00	6.456 pH	18.39 °C	161.7 µS/cm	4.687 mg/L	3.740 NTU	83.6 mV	26.91 ft	0.077 PSU	140.0 ml/min
2/19/2026 3:09 PM	01:05:00	6.515 pH	18.79 °C	170.6 µS/cm	4.710 mg/L	3.190 NTU	81.0 mV	26.91 ft	0.081 PSU	120.0 ml/min
2/19/2026 3:14 PM	01:10:00	6.581 pH	18.83 °C	175.1 µS/cm	4.766 mg/L	3.060 NTU	58.5 mV	26.91 ft	0.083 PSU	120.0 ml/min

2/19/2026 3:19 PM	01:15:00	6.656 pH	18.78 °C	178.6 µS/cm	4.811 mg/L	3.220 NTU	56.1 mV	26.91 ft	0.085 PSU	120.0 ml/min
2/19/2026 3:24 PM	01:20:00	6.676 pH	18.70 °C	181.7 µS/cm	4.858 mg/L	3.110 NTU	55.5 mV	26.91 ft	0.086 PSU	120.0 ml/min
2/19/2026 3:29 PM	01:25:00	6.750 pH	18.71 °C	184.5 µS/cm	4.882 mg/L	2.650 NTU	52.3 mV	26.91 ft	0.088 PSU	120.0 ml/min
2/19/2026 3:34 PM	01:30:00	6.770 pH	18.52 °C	186.8 µS/cm	4.947 mg/L	2.320 NTU	51.4 mV	26.91 ft	0.089 PSU	120.0 ml/min

Samples

Sample ID:	Description:
GWC-11	Metals, Inorganics, Alkalinity, TDS

Created using VuSitu from In-Situ, Inc.

Low-Flow Test Report:

Test Date / Time: 2/19/2026 2:23:21 PM
Project: Plant Bowen LF February 2026
Operator Name: Natalie Piparo

Location Name: GWC-5 **Well Diameter: 2 in** **Casing Type: PVC** **Screen Length: 10 ft** **Top of Screen: 103.75 ft** **Total Depth: 113.75 ft** **Initial Depth to Water: 82.31 ft**	**Pump Type: QED Dedicated** **Tubing Type: LDPE** **Pump Intake From TOC: 108.75 ft** **Estimated Total Volume Pumped: 4900 ml** **Flow Cell Volume: 90 ml** **Final Flow Rate: 140 ml/min** **Final Draw Down: 5.1 ft**	**Instrument Used: Aqua TROLL 400** **Serial Number: 1197755**

Test Notes:
Prepurged 8 L

Low-Flow Readings:

Date Time	Elapsed Time	pH	Temperature	Specific Conductivity	RDO Concentration	Turbidity	ORP	Depth to Water	Salinity	Flow
		+/- 0.1	+/- 1000 %	+/- 5 %	+/- 10 %	+/- 5	+/- 1000 %	+/- 0.3	+/- 1000 %	
2/19/2026 2:23 PM	00:00	5.047 pH	17.22 °C	21.96 µS/cm	8.910 mg/L	1.410 NTU	182.8 mV	86.37 ft	0.009 PSU	140.0 ml/min
2/19/2026 2:28 PM	05:00	5.064 pH	17.36 °C	22.05 µS/cm	8.887 mg/L	1.390 NTU	166.6 mV	86.56 ft	0.009 PSU	140.0 ml/min
2/19/2026 2:33 PM	10:00	5.059 pH	17.24 °C	21.86 µS/cm	8.947 mg/L	1.900 NTU	190.1 mV	86.71 ft	0.009 PSU	140.0 ml/min
2/19/2026 2:38 PM	15:00	5.047 pH	17.29 °C	21.54 µS/cm	9.052 mg/L	1.590 NTU	189.1 mV	86.89 ft	0.009 PSU	140.0 ml/min
2/19/2026 2:43 PM	20:00	5.066 pH	17.44 °C	21.51 µS/cm	9.081 mg/L	1.270 NTU	187.7 mV	87.03 ft	0.009 PSU	140.0 ml/min
2/19/2026 2:48 PM	25:00	5.108 pH	17.36 °C	21.81 µS/cm	9.115 mg/L	1.150 NTU	185.8 mV	87.17 ft	0.009 PSU	140.0 ml/min
2/19/2026 2:53 PM	30:00	5.147 pH	17.48 °C	21.84 µS/cm	9.150 mg/L	1.140 NTU	184.1 mV	87.29 ft	0.009 PSU	140.0 ml/min
2/19/2026 2:58 PM	35:00	5.102 pH	17.53 °C	21.83 µS/cm	9.214 mg/L	1.130 NTU	186.6 mV	87.41 ft	0.009 PSU	140.0 ml/min

Samples

Sample ID:	Description:
GWC-5	Metals, Inorganics, Alkalinity, TDS

Low-Flow Test Report:

Test Date / Time: 2/19/2026 3:04:06 PM
Project: Plant Bowen LF February 2026
Operator Name: Kyle Rhyne

Location Name: GWC-8RR **Well Diameter: 2 in** **Casing Type: PVC** **Screen Length: 10 ft** **Top of Screen: 101.83 ft** **Total Depth: 111.83 ft** **Initial Depth to Water: 50.12 ft**	**Pump Type: QED Dedicated** **Tubing Type: LDPE** **Pump Intake From TOC: 106.83 ft** **Estimated Total Volume Pumped: 3000 ml** **Flow Cell Volume: 90 ml** **Final Flow Rate: 120 ml/min** **Final Draw Down: 0.02 ft**	**Instrument Used: Aqua TROLL 400** **Serial Number: 843593**

Test Notes:
Pre-purged 3 L.

Low-Flow Readings:

Date Time	Elapsed Time	pH	Temperature	Specific Conductivity	RDO Concentration	Turbidity	ORP	Depth to Water	Flow
		+/- 0.1	+/- 5	+/- 5 %	+/- 10 %	+/- 5	+/- 10	+/- 0.3	
2/19/2026 3:04 PM	00:00	7.835 pH	13.63 °C	202.8 µS/cm	8.902 mg/L	1.520 NTU	55.4 mV	50.18 ft	120.0 ml/min
2/19/2026 3:09 PM	05:00	7.886 pH	13.04 °C	200.5 µS/cm	9.160 mg/L	1.110 NTU	67.0 mV	50.15 ft	120.0 ml/min
2/19/2026 3:14 PM	10:00	7.914 pH	13.30 °C	199.9 µS/cm	9.167 mg/L	0.970 NTU	56.6 mV	50.15 ft	120.0 ml/min
2/19/2026 3:19 PM	15:00	7.936 pH	13.35 °C	199.2 µS/cm	9.155 mg/L	0.730 NTU	56.0 mV	50.15 ft	120.0 ml/min
2/19/2026 3:24 PM	20:00	7.968 pH	13.27 °C	199.5 µS/cm	9.167 mg/L	0.500 NTU	56.2 mV	50.14 ft	120.0 ml/min
2/19/2026 3:29 PM	25:00	7.976 pH	13.22 °C	199.0 µS/cm	9.153 mg/L	0.460 NTU	56.9 mV	50.14 ft	120.0 ml/min

Samples

Sample ID:	Description:
GWC-8RR	Metals, Inorganics, Alkalinity, TDS

Created using VuSitu from In-Situ, Inc.

Low-Flow Test Report:

Test Date / Time: 2/20/2026 9:44:23 AM
Project: Plant Bowen LF February 2026
Operator Name: Ori Kimhi

Location Name: GWC-13RZ **Well Diameter: 2 in** **Casing Type: PVC** **Screen Length: 10 ft** **Top of Screen: 94.3 ft** **Total Depth: 104.3 ft** **Initial Depth to Water: 94.51 ft**	**Pump Type: QED Dedicated** **Tubing Type: LDPE** **Pump Intake From TOC: 99.3 ft** **Estimated Total Volume Pumped: 200 ml** **Flow Cell Volume: 90 ml** **Final Flow Rate: 100 ml/min** **Final Draw Down: 0.19 ft**	**Instrument Used: Aqua TROLL 400** **Serial Number: 850735**

Test Notes:
Complete evac performed on 2/19/26

Low-Flow Readings:

Date Time	Elapsed Time	pH	Temperature	Specific Conductivity	RDO Concentration	Turbidity	ORP	Depth to Water	Salinity	Flow
		+/- 0.1	+/- 0.5	+/- 5 %	+/- 10 %	+/- 10	+/- 10	+/- 0.3	+/- 10	
2/20/2026 9:44 AM	00:00	7.756 pH	15.80 °C	429.4 µS/cm	7.107 mg/L	0.880 NTU	175.0 mV	94.70 ft	0.208 PSU	100.0 ml/min
2/20/2026 9:45 AM	01:00	7.742 pH	15.17 °C	424.3 µS/cm	7.179 mg/L	0.880 NTU	150.2 mV	94.70 ft	0.205 PSU	100.0 ml/min
2/20/2026 9:46 AM	02:00	7.684 pH	15.12 °C	428.2 µS/cm	7.256 mg/L	0.880 NTU	171.7 mV	94.70 ft	0.207 PSU	100.0 ml/min

Samples

Sample ID:	Description:
GWC-13RZ	Metals, Inorganics, Alkalinity, TDS

Created using VuSitu from In-Situ, Inc.

Low-Flow Test Report:

Test Date / Time: 2/20/2026 9:48:47 AM
Project: Plant Bowen LF February 2026
Operator Name: Natalie Piparo

Location Name: GWC-6RZ **Well Diameter: 2 in** **Casing Type: PVC** **Screen Length: 10 ft** **Top of Screen: 102.8 ft** **Total Depth: 112.8 ft** **Initial Depth to Water: 79.67 ft**	**Pump Type: QED Dedicated** **Tubing Type: LDPE** **Pump Intake From TOC: 107.8 ft** **Estimated Total Volume Pumped: 3000 ml** **Flow Cell Volume: 90 ml** **Final Flow Rate: 120 ml/min** **Final Draw Down: 0.03 ft**	**Instrument Used: Aqua TROLL 400** **Serial Number: 1197755**

Test Notes:
Prepurged 2 L

Low-Flow Readings:

Date Time	Elapsed Time	pH	Temperature	Specific Conductivity	RDO Concentration	Turbidity	ORP	Depth to Water	Salinity	Flow
		+/- 0.1	+/- 1000 %	+/- 5 %	+/- 10 %	+/- 5	+/- 1000 %	+/- 0.3	+/- 1000 %	
2/20/2026 9:48 AM	00:00	6.751 pH	15.87 °C	96.65 µS/cm	7.481 mg/L	2.530 NTU	162.9 mV	79.68 ft	0.045 PSU	120.0 ml/min
2/20/2026 9:53 AM	05:00	6.712 pH	15.83 °C	97.63 µS/cm	7.614 mg/L	1.510 NTU	124.9 mV	79.69 ft	0.046 PSU	120.0 ml/min
2/20/2026 9:58 AM	10:00	6.683 pH	15.85 °C	98.11 µS/cm	7.652 mg/L	1.430 NTU	136.2 mV	79.69 ft	0.046 PSU	120.0 ml/min
2/20/2026 10:03 AM	15:00	6.674 pH	15.92 °C	97.53 µS/cm	7.676 mg/L	1.070 NTU	130.4 mV	79.69 ft	0.046 PSU	120.0 ml/min
2/20/2026 10:08 AM	20:00	6.651 pH	15.91 °C	97.09 µS/cm	7.678 mg/L	0.790 NTU	127.4 mV	79.69 ft	0.045 PSU	120.0 ml/min
2/20/2026 10:13 AM	25:00	6.646 pH	15.88 °C	96.78 µS/cm	7.703 mg/L	0.580 NTU	124.8 mV	79.70 ft	0.045 PSU	120.0 ml/min

Samples

Sample ID:	Description:
GWC-6RZ	Metals, Inorganics, Alkalinity, TDS

Created using VuSitu from In-Situ, Inc.

Low-Flow Test Report:

Test Date / Time: 2/20/2026 10:06:07 AM
Project: Plant Bowen LF February 2026
Operator Name: Shannon Northen

Location Name: GWC-6 **Well Diameter: 2 in** **Casing Type: PVC** **Screen Length: 10 ft** **Top of Screen: 101.37 ft** **Total Depth: 111.37 ft** **Initial Depth to Water: 76.22 ft**	**Pump Type: QED Dedicated** **Tubing Type: LPDE** **Pump Intake From TOC: 106.37 ft** **Estimated Total Volume Pumped: 3000 ml** **Flow Cell Volume: 90 ml** **Final Flow Rate: 100 ml/min** **Final Draw Down: 0.18 ft**	**Instrument Used: Aqua TROLL 400** **Serial Number: 1202788**

Test Notes:
Pre-purged 2L

Low-Flow Readings:

Date Time	Elapsed Time	pH	Temperature	Specific Conductivity	RDO Concentration	Turbidity	ORP	Depth to Water	Salinity	Flow
		+/- 0.1	+/- 100	+/- 5 %	+/- 10 %	+/- 10	+/- 10	+/- 0.3	+/- 10	
2/20/2026 10:06 AM	00:00	6.960 pH	15.78 °C	142.3 µS/cm	8.269 mg/L	3.040 NTU	96.7 mV	76.40 ft	0.067 PSU	100.0 ml/min
2/20/2026 10:11 AM	05:00	7.037 pH	15.57 °C	143.8 µS/cm	8.348 mg/L	3.540 NTU	93.2 mV	76.40 ft	0.068 PSU	100.0 ml/min
2/20/2026 10:16 AM	10:00	7.090 pH	15.59 °C	144.1 µS/cm	8.264 mg/L	3.540 NTU	82.9 mV	76.40 ft	0.068 PSU	100.0 ml/min
2/20/2026 10:21 AM	15:00	7.124 pH	15.55 °C	144.5 µS/cm	8.253 mg/L	3.630 NTU	81.6 mV	76.40 ft	0.068 PSU	100.0 ml/min
2/20/2026 10:26 AM	20:00	7.142 pH	15.63 °C	144.7 µS/cm	8.289 mg/L	3.940 NTU	81.9 mV	76.40 ft	0.068 PSU	100.0 ml/min
2/20/2026 10:31 AM	25:00	7.157 pH	15.72 °C	143.9 µS/cm	8.310 mg/L	4.030 NTU	80.8 mV	76.40 ft	0.068 PSU	100.0 ml/min
2/20/2026 10:36 AM	30:00	7.169 pH	15.72 °C	143.8 µS/cm	8.350 mg/L	3.100 NTU	87.6 mV	76.40 ft	0.068 PSU	100.0 ml/min

Samples

Sample ID:	Description:
GWC-6	Metals, Inorganics, Alkalinity, TDS

Created using VuSitu from In-Situ, Inc.

Low-Flow Test Report:

Test Date / Time: 2/20/2026 10:34:53 AM
Project: Plant Bowen LF February 2026
Operator Name: Ori Kimhi

Location Name: GWC-11R **Well Diameter: 2 in** **Casing Type: PVC** **Screen Length: 10 ft** **Top of Screen: 73.2 ft** **Total Depth: 83.2 ft** **Initial Depth to Water: 26.84 ft**	**Pump Type: QED Dedicated** **Tubing Type: LDPE** **Pump Intake From TOC: 78.2 ft** **Estimated Total Volume Pumped: 4000 ml** **Flow Cell Volume: 90 ml** **Final Flow Rate: 140 ml/min** **Final Draw Down: 0 ft**	**Instrument Used: Aqua TROLL 400** **Serial Number: 850735**

Test Notes:
Prepurged 2L

Low-Flow Readings:

Date Time	Elapsed Time	pH	Temperature	Specific Conductivity	RDO Concentration	Turbidity	ORP	Depth to Water	Salinity	Flow
		+/- 0.1	+/- 0.5	+/- 5 %	+/- 10 %	+/- 10	+/- 10	+/- 0.3	+/- 10	
2/20/2026 10:34 AM	00:00	7.863 pH	25.69 °C	267.7 µS/cm	5.216 mg/L	1.860 NTU	132.3 mV	26.84 ft	0.128 PSU	140.0 ml/min
2/20/2026 10:39 AM	05:00	7.656 pH	19.23 °C	291.5 µS/cm	5.644 mg/L	1.320 NTU	72.9 mV	26.84 ft	0.140 PSU	140.0 ml/min
2/20/2026 10:44 AM	10:00	7.607 pH	18.97 °C	292.7 µS/cm	5.777 mg/L	1.180 NTU	59.7 mV	26.84 ft	0.141 PSU	140.0 ml/min
2/20/2026 10:49 AM	15:00	7.616 pH	18.91 °C	293.5 µS/cm	5.854 mg/L	1.150 NTU	55.7 mV	26.84 ft	0.141 PSU	140.0 ml/min
2/20/2026 10:54 AM	20:00	7.603 pH	18.90 °C	293.6 µS/cm	5.888 mg/L	1.250 NTU	55.9 mV	26.84 ft	0.141 PSU	140.0 ml/min
2/20/2026 10:59 AM	25:00	7.608 pH	18.79 °C	292.7 µS/cm	5.864 mg/L	0.720 NTU	54.6 mV	26.84 ft	0.141 PSU	140.0 ml/min

Samples

Sample ID:	Description:
GWC-11R	Metals, Inorganics, Alkalinity, TDS
FD-11	Metals, Inorganics, TDS

Created using VuSitu from In-Situ, Inc.

Low-Flow Test Report:

Test Date / Time: 2/24/2026 10:33:05 AM
Project: Plant Bowen LF February 2026
Operator Name: Kyle Rhyne

Location Name: GWC-14Z **Well Diameter: 2 in** **Casing Type: PVC** **Screen Length: 10 ft** **Top of Screen: 66.34 ft** **Total Depth: 76.34 ft** **Initial Depth to Water: 34.8 ft**	**Pump Type: QED Dedicated** **Tubing Type: LDPE** **Pump Intake From TOC: 71.34 ft** **Estimated Total Volume Pumped: 5000 ml** **Flow Cell Volume: 90 ml** **Final Flow Rate: 110 ml/min** **Final Draw Down: 2.52 ft**	**Instrument Used: Aqua TROLL 400** **Serial Number: 843593**

Test Notes:
Pre-purged 2 L.

Low-Flow Readings:

Date Time	Elapsed Time	pH	Temperature	Specific Conductivity	RDO Concentration	Turbidity	ORP	Depth to Water	Flow
		+/- 0.1	+/- 5	+/- 5 %	+/- 10 %	+/- 5	+/- 10	+/- 0.3	
2/24/2026 10:33 AM	00:00	5.661 pH	10.59 °C	89.80 µS/cm	5.261 mg/L	0.140 NTU	118.2 mV	36.51 ft	110.0 ml/min
2/24/2026 10:38 AM	05:00	5.554 pH	10.17 °C	91.08 µS/cm	5.395 mg/L	0.140 NTU	127.3 mV	36.68 ft	110.0 ml/min
2/24/2026 10:43 AM	10:00	5.604 pH	10.95 °C	92.73 µS/cm	5.256 mg/L	0.110 NTU	86.1 mV	36.87 ft	110.0 ml/min
2/24/2026 10:48 AM	15:00	5.666 pH	11.22 °C	95.95 µS/cm	5.204 mg/L	0.080 NTU	80.7 mV	37.00 ft	110.0 ml/min
2/24/2026 10:53 AM	20:00	5.731 pH	11.19 °C	98.89 µS/cm	5.180 mg/L	0.100 NTU	79.9 mV	37.08 ft	110.0 ml/min
2/24/2026 10:58 AM	25:00	5.781 pH	11.10 °C	101.1 µS/cm	5.158 mg/L	0.140 NTU	78.3 mV	37.17 ft	110.0 ml/min
2/24/2026 11:03 AM	30:00	5.814 pH	10.59 °C	104.3 µS/cm	5.241 mg/L	0.230 NTU	105.5 mV	37.24 ft	110.0 ml/min
2/24/2026 11:08 AM	35:00	5.839 pH	11.04 °C	105.2 µS/cm	5.214 mg/L	0.190 NTU	76.8 mV	37.26 ft	110.0 ml/min
2/24/2026 11:13 AM	40:00	5.868 pH	11.08 °C	106.2 µS/cm	5.168 mg/L	0.100 NTU	75.6 mV	37.31 ft	110.0 ml/min
2/24/2026 11:18 AM	45:00	5.885 pH	10.60 °C	109.1 µS/cm	5.296 mg/L	0.070 NTU	101.8 mV	37.32 ft	110.0 ml/min

Samples

Sample ID:	Description:
GWC-14Z	Metals, Inorganics, Alkalinity, TDS

Created using VuSitu from In-Situ, Inc.

Low-Flow Test Report:

Test Date / Time: 2/24/2026 11:54:02 AM
Project: Plant Bowen LF February 2026
Operator Name: Jay Siewert

Location Name: GWC-15R **Well Diameter: 2 in** **Casing Type: PVC** **Screen Length: 10 ft** **Top of Screen: 87.5 ft** **Total Depth: 97.5 ft** **Initial Depth to Water: 44.39 ft**	**Pump Type: QED Dedicated** **Tubing Type: LDPE** **Pump Intake From TOC: 92.5 ft** **Estimated Total Volume Pumped: 2920 ml** **Flow Cell Volume: 90 ml** **Final Flow Rate: 110 ml/min** **Final Draw Down: 0.25 ft**	**Instrument Used: Aqua TROLL 400** **Serial Number: 850735**

Test Notes:
Prepurged 5 L

Low-Flow Readings:

Date Time	Elapsed Time	pH	Temperature	Specific Conductivity	RDO Concentration	Turbidity	ORP	Depth to Water	Salinity	Flow
		+/- 0.1	+/- 5	+/- 5 %	+/- 10 %	+/- 5	+/- 10	+/- 0.3	+/- 10	
2/24/2026 11:54 AM	00:00	7.636 pH	15.21 °C	268.6 µS/cm	5.619 mg/L	6.440 NTU	108.5 mV	44.63 ft	0.128 PSU	110.0 ml/min
2/24/2026 11:59 AM	05:00	7.642 pH	15.17 °C	268.8 µS/cm	5.631 mg/L	5.570 NTU	65.7 mV	44.63 ft	0.129 PSU	110.0 ml/min
2/24/2026 12:04 PM	10:00	7.650 pH	15.30 °C	268.0 µS/cm	5.634 mg/L	4.940 NTU	79.2 mV	44.64 ft	0.128 PSU	110.0 ml/min
2/24/2026 12:09 PM	15:00	7.670 pH	15.35 °C	265.8 µS/cm	5.586 mg/L	4.000 NTU	58.2 mV	44.64 ft	0.127 PSU	110.0 ml/min
2/24/2026 12:14 PM	20:00	7.673 pH	15.44 °C	267.0 µS/cm	5.607 mg/L	3.570 NTU	56.9 mV	44.64 ft	0.128 PSU	110.0 ml/min
2/24/2026 12:19 PM	25:00	7.674 pH	15.53 °C	266.4 µS/cm	5.607 mg/L	3.230 NTU	55.8 mV	44.64 ft	0.127 PSU	110.0 ml/min
2/24/2026 12:20 PM	26:31	7.673 pH	15.68 °C	266.1 µS/cm	5.568 mg/L	3.230 NTU	55.9 mV	44.64 ft	0.127 PSU	110.0 ml/min

Samples

Sample ID:	Description:
GWC-15R	Metals, Inorganics, Alkalinity, TDS

Created using VuSitu from In-Situ, Inc.

Low-Flow Test Report:

Test Date / Time: 2/24/2026 12:36:08 PM
Project: Plant Bowen LF February 2026
Operator Name: Kyle Rhyne

Location Name: GWC-35 **Well Diameter: 2 in** **Casing Type: PVC** **Screen Length: 10 ft** **Top of Screen: 58.61 ft** **Total Depth: 68.61 ft** **Initial Depth to Water: 46.52 ft**	**Pump Type: QED Dedicated** **Tubing Type: LDPE** **Pump Intake From TOC: 63.61 ft** **Estimated Total Volume Pumped: 3800 ml** **Flow Cell Volume: 90 ml** **Final Flow Rate: 150 ml/min** **Final Draw Down: 0.18 ft**	**Instrument Used: Aqua TROLL 400** **Serial Number: 843593**

Test Notes:
Pre-purged 2 L.

Low-Flow Readings:

Date Time	Elapsed Time	pH	Temperature	Specific Conductivity	RDO Concentration	Turbidity	ORP	Depth to Water	Flow
		+/- 0.1	+/- 5	+/- 5 %	+/- 10 %	+/- 5	+/- 10	+/- 0.3	
2/24/2026 12:36 PM	00:00	7.278 pH	11.33 °C	441.9 µS/cm	2.232 mg/L	0.170 NTU	53.6 mV	46.71 ft	150.0 ml/min
2/24/2026 12:41 PM	05:00	7.309 pH	10.79 °C	449.4 µS/cm	2.389 mg/L	0.120 NTU	54.0 mV	46.70 ft	150.0 ml/min
2/24/2026 12:46 PM	10:00	7.327 pH	11.21 °C	445.3 µS/cm	2.450 mg/L	0.120 NTU	46.6 mV	46.70 ft	150.0 ml/min
2/24/2026 12:51 PM	15:00	7.335 pH	11.18 °C	445.5 µS/cm	2.526 mg/L	0.150 NTU	45.7 mV	46.70 ft	150.0 ml/min
2/24/2026 12:56 PM	20:00	7.344 pH	11.13 °C	444.0 µS/cm	2.593 mg/L	0.120 NTU	45.6 mV	46.70 ft	150.0 ml/min
2/24/2026 1:01 PM	25:00	7.344 pH	11.29 °C	443.6 µS/cm	2.631 mg/L	0.110 NTU	45.7 mV	46.70 ft	150.0 ml/min

Samples

Sample ID:	Description:
GWC-35	Metals, Inorganics, Alkalinity, TDS

Created using VuSitu from In-Situ, Inc.

Low-Flow Test Report:

Test Date / Time: 2/24/2026 2:06:30 PM
Project: Plant Bowen LF February 2026
Operator Name: Jay Siewert

Location Name: GWC-15Z **Well Diameter: 2 in** **Casing Type: PVC** **Screen Length: 10 ft** **Top of Screen: 64.9 ft** **Total Depth: 74.9 ft** **Initial Depth to Water: 44.01 ft**	**Pump Type: QED Dedicated** **Tubing Type: LDPE** **Pump Intake From TOC: 69.9 ft** **Estimated Total Volume Pumped: 2400 ml** **Flow Cell Volume: 90 ml** **Final Flow Rate: 120 ml/min** **Final Draw Down: 0.77 ft**	**Instrument Used: Aqua TROLL 400** **Serial Number: 850735**

Test Notes:
Prepurged 3.5 L

Low-Flow Readings:

Date Time	Elapsed Time	pH	Temperature	Specific Conductivity	RDO Concentration	Turbidity	ORP	Depth to Water	Salinity	Flow
		+/- 0.1	+/- 5	+/- 5 %	+/- 10 %	+/- 5	+/- 10	+/- 0.3	+/- 10	
2/24/2026 2:06 PM	00:00	7.771 pH	16.20 °C	256.5 µS/cm	7.543 mg/L	1.790 NTU	79.1 mV	44.71 ft	0.123 PSU	120.0 ml/min
2/24/2026 2:11 PM	05:00	7.776 pH	16.23 °C	258.8 µS/cm	7.468 mg/L	1.320 NTU	64.4 mV	44.74 ft	0.124 PSU	120.0 ml/min
2/24/2026 2:16 PM	10:00	7.781 pH	16.29 °C	257.9 µS/cm	7.390 mg/L	0.970 NTU	47.0 mV	44.77 ft	0.123 PSU	120.0 ml/min
2/24/2026 2:21 PM	15:00	7.787 pH	16.32 °C	258.0 µS/cm	7.342 mg/L	1.010 NTU	46.1 mV	44.78 ft	0.123 PSU	120.0 ml/min
2/24/2026 2:26 PM	20:00	7.790 pH	16.24 °C	257.2 µS/cm	7.333 mg/L	0.790 NTU	46.0 mV	44.78 ft	0.123 PSU	120.0 ml/min

Samples

Sample ID:	Description:
GWC-15Z	Metals, Inorganics, Alkalinity, TDS

Low-Flow Test Report:

Test Date / Time: 2/24/2026 2:16:50 PM
Project: Plant Bowen LF February 2026
Operator Name: Kyle Rhyne

Location Name: GWC-26 **Well Diameter: 2 in** **Casing Type: PVC** **Screen Length: 10 ft** **Top of Screen: 31.88 ft** **Total Depth: 41.88 ft** **Initial Depth to Water: 25.43 ft**	**Pump Type: QED Dedicated** **Tubing Type: LDPE** **Pump Intake From TOC: 36.88 ft** **Estimated Total Volume Pumped: 3100 ml** **Flow Cell Volume: 90 ml** **Final Flow Rate: 125 ml/min** **Final Draw Down: 0.02 ft**	**Instrument Used: Aqua TROLL 400** **Serial Number: 843593**

Test Notes:
Pre-purged 2 L.

Low-Flow Readings:

Date Time	Elapsed Time	pH	Temperature	Specific Conductivity	RDO Concentration	Turbidity	ORP	Depth to Water	Flow
		+/- 0.1	+/- 5	+/- 5 %	+/- 10 %	+/- 5	+/- 10	+/- 0.3	
2/24/2026 2:16 PM	00:00	7.188 pH	13.17 °C	486.7 µS/cm	4.948 mg/L	0.200 NTU	56.5 mV	25.44 ft	125.0 ml/min
2/24/2026 2:21 PM	05:00	7.177 pH	12.06 °C	505.8 µS/cm	4.885 mg/L	0.090 NTU	52.1 mV	25.45 ft	125.0 ml/min
2/24/2026 2:26 PM	10:00	7.167 pH	12.07 °C	510.0 µS/cm	4.782 mg/L	0.090 NTU	51.4 mV	25.45 ft	125.0 ml/min
2/24/2026 2:31 PM	15:00	7.168 pH	11.94 °C	513.0 µS/cm	4.736 mg/L	0.080 NTU	50.8 mV	25.44 ft	125.0 ml/min
2/24/2026 2:36 PM	20:00	7.167 pH	12.02 °C	514.5 µS/cm	4.716 mg/L	0.080 NTU	50.2 mV	25.44 ft	125.0 ml/min
2/24/2026 2:41 PM	25:00	7.165 pH	11.94 °C	516.0 µS/cm	4.714 mg/L	0.070 NTU	49.7 mV	25.45 ft	125.0 ml/min

Samples

Sample ID:	Description:
GWC-26	Metals, Inorganics, Alkalinity, TDS

Created using VuSitu from In-Situ, Inc.

Low-Flow Test Report:

Test Date / Time: 2/25/2026 1:32:26 PM
Project: Plant Bowen LF February 2026
Operator Name: Kyle Rhyne

Location Name: GWC-31 **Well Diameter: 2 in** **Casing Type: PVC** **Screen Length: 10 ft** **Top of Screen: 60.2 ft** **Total Depth: 70.2 ft** **Initial Depth to Water: 32.85 ft**	**Pump Type: Solinst Model 408** **Tubing Type: LDPE** **Pump Intake From TOC: 65.2 ft** **Estimated Total Volume Pumped: 7700 ml** **Flow Cell Volume: 90 ml** **Final Flow Rate: 140 ml/min** **Final Draw Down: 0.01 ft**	**Instrument Used: Aqua TROLL 400** **Serial Number: 843593**

Test Notes:
Pre-purged 3 L.

Low-Flow Readings:

Date Time	Elapsed Time	pH	Temperature	Specific Conductivity	RDO Concentration	Turbidity	ORP	Depth to Water	Flow
		+/- 0.1	+/- 5	+/- 5 %	+/- 10 %	+/- 5	+/- 10	+/- 0.3	
2/25/2026 1:32 PM	00:00	7.462 pH	10.95 °C	396.1 µS/cm	0.721 mg/L	7.180 NTU	-19.6 mV	32.86 ft	140.0 ml/min
2/25/2026 1:37 PM	05:00	7.431 pH	10.24 °C	402.7 µS/cm	0.767 mg/L	7.370 NTU	-56.2 mV	32.85 ft	140.0 ml/min
2/25/2026 1:42 PM	10:00	7.416 pH	10.59 °C	399.3 µS/cm	0.799 mg/L	13.60 NTU	-32.3 mV	32.85 ft	140.0 ml/min
2/25/2026 1:47 PM	15:00	7.402 pH	10.60 °C	398.7 µS/cm	0.959 mg/L	10.30 NTU	-34.0 mV	32.86 ft	140.0 ml/min
2/25/2026 1:52 PM	20:00	7.390 pH	10.59 °C	398.2 µS/cm	1.115 mg/L	6.630 NTU	-36.3 mV	32.86 ft	140.0 ml/min
2/25/2026 1:57 PM	25:00	7.378 pH	10.59 °C	397.8 µS/cm	1.313 mg/L	6.260 NTU	-35.2 mV	32.86 ft	140.0 ml/min
2/25/2026 2:02 PM	30:00	7.365 pH	10.67 °C	396.7 µS/cm	1.454 mg/L	4.220 NTU	-34.2 mV	32.86 ft	140.0 ml/min
2/25/2026 2:07 PM	35:00	7.363 pH	10.63 °C	396.7 µS/cm	1.559 mg/L	4.240 NTU	-33.1 mV	32.86 ft	140.0 ml/min
2/25/2026 2:12 PM	40:00	7.361 pH	10.79 °C	396.0 µS/cm	1.617 mg/L	3.520 NTU	-35.4 mV	32.86 ft	140.0 ml/min
2/25/2026 2:17 PM	45:00	7.360 pH	10.76 °C	395.8 µS/cm	1.672 mg/L	3.130 NTU	-37.4 mV	32.86 ft	140.0 ml/min
2/25/2026 2:22 PM	50:00	7.355 pH	10.93 °C	394.7 µS/cm	1.774 mg/L	1.620 NTU	-39.5 mV	32.87 ft	140.0 ml/min
2/25/2026 2:27 PM	55:00	7.352 pH	10.94 °C	394.6 µS/cm	1.832 mg/L	1.530 NTU	-39.9 mV	32.86 ft	140.0 ml/min

Samples

Sample ID:	Description:

GWC-31	Metals, Inorganics, Alkalinity, TDS
FD-12	Metals, Inorganics, TDS

Created using VuSitu from In-Situ, Inc.

Low-Flow Test Report:

Test Date / Time: 2/25/2026 1:56:01 PM
Project: Plant Bowen LF February 2026
Operator Name: Jay Siewert

Location Name: GWC-29R **Well Diameter: 2 in** **Casing Type: PVC** **Screen Length: 10 ft** **Top of Screen: 99.25 ft** **Total Depth: 109.25 ft** **Initial Depth to Water: 28.55 ft**	**Pump Type: QED Dedicated** **Tubing Type: LDPE** **Pump Intake From TOC: 104.25 ft** **Estimated Total Volume Pumped: 11130 ml** **Flow Cell Volume: 90 ml** **Final Flow Rate: 115 ml/min** **Final Draw Down: 70.88 ft**	**Instrument Used: Aqua TROLL 400** **Serial Number: 850735**

Test Notes:
Prepurged 46 L. WL dropped below top of screen. Complete evacuation method initiated. Samples to be taken 2/26/26

Low-Flow Readings:

Date Time	Elapsed Time	pH	Temperature	Specific Conductivity	RDO Concentration	Turbidity	ORP	Depth to Water	Salinity	Flow
		+/- 0.1	+/- 5	+/- 5 %	+/- 10 %	+/- 5	+/- 10	+/- 0.3	+/- 10	
2/25/2026 1:56 PM	00:00	7.387 pH	15.53 °C	316.3 µS/cm	1.899 mg/L	0.980 NTU	-8.8 mV	93.55 ft	0.152 PSU	250.0 ml/min
2/25/2026 2:01 PM	05:00	7.385 pH	15.58 °C	320.2 µS/cm	1.913 mg/L	0.790 NTU	-15.1 mV	94.44 ft	0.154 PSU	250.0 ml/min
2/25/2026 2:06 PM	10:00	7.436 pH	15.25 °C	319.0 µS/cm	1.954 mg/L	0.810 NTU	-10.6 mV	94.65 ft	0.153 PSU	115.0 ml/min
2/25/2026 2:11 PM	15:00	7.441 pH	15.30 °C	316.8 µS/cm	2.043 mg/L	1.180 NTU	-13.7 mV	94.98 ft	0.152 PSU	115.0 ml/min
2/25/2026 2:16 PM	20:00	7.467 pH	15.39 °C	315.8 µS/cm	2.103 mg/L	1.210 NTU	-15.5 mV	95.33 ft	0.152 PSU	115.0 ml/min
2/25/2026 2:21 PM	25:00	7.489 pH	15.44 °C	316.2 µS/cm	2.158 mg/L	1.350 NTU	-18.1 mV	95.75 ft	0.152 PSU	115.0 ml/min
2/25/2026 2:26 PM	30:00	7.487 pH	15.53 °C	315.9 µS/cm	2.184 mg/L	1.600 NTU	-17.8 mV	96.23 ft	0.152 PSU	115.0 ml/min
2/25/2026 2:31 PM	35:00	7.489 pH	15.66 °C	316.1 µS/cm	2.193 mg/L	0.910 NTU	-18.4 mV	96.57 ft	0.152 PSU	115.0 ml/min
2/25/2026 2:36 PM	40:00	7.480 pH	15.75 °C	317.3 µS/cm	2.201 mg/L	1.320 NTU	-16.9 mV	96.89 ft	0.152 PSU	115.0 ml/min
2/25/2026 2:41 PM	45:00	7.516 pH	15.81 °C	317.0 µS/cm	2.208 mg/L	1.520 NTU	-19.4 mV	97.33 ft	0.152 PSU	115.0 ml/min
2/25/2026 2:46 PM	50:00	7.504 pH	15.84 °C	315.6 µS/cm	2.234 mg/L	1.450 NTU	-17.6 mV	97.60 ft	0.152 PSU	115.0 ml/min
2/25/2026 2:51 PM	55:00	7.495 pH	15.79 °C	315.7 µS/cm	2.246 mg/L	1.730 NTU	-16.0 mV	97.95 ft	0.152 PSU	115.0 ml/min
2/25/2026 2:56 PM	01:00:00	7.513 pH	15.76 °C	316.1 µS/cm	2.297 mg/L	1.370 NTU	-16.2 mV	98.21 ft	0.152 PSU	115.0 ml/min
2/25/2026 3:01 PM	01:05:00	7.520 pH	15.70 °C	317.7 µS/cm	2.318 mg/L	1.540 NTU	-15.6 mV	98.54 ft	0.153 PSU	115.0 ml/min
2/25/2026 3:06 PM	01:10:00	7.519 pH	15.75 °C	318.9 µS/cm	2.313 mg/L	1.560 NTU	-17.1 mV	98.86 ft	0.153 PSU	115.0 ml/min

2/25/2026 3:11 PM	01:15:00	7.591 pH	15.67 °C	320.3 µS/cm	2.292 mg/L	1.370 NTU	-22.7 mV	99.15 ft	0.154 PSU	115.0 ml/min
2/25/2026 3:16 PM	01:20:00	7.567 pH	15.69 °C	319.4 µS/cm	2.304 mg/L	1.330 NTU	-20.0 mV	99.31 ft	0.153 PSU	115.0 ml/min
2/25/2026 3:21 PM	01:25:00	7.619 pH	15.75 °C	321.1 µS/cm	2.322 mg/L	1.360 NTU	-22.3 mV	99.43 ft	0.154 PSU	115.0 ml/min

Samples

Sample ID:	Description:

Created using VuSitu from In-Situ, Inc.

Low-Flow Test Report:

Test Date / Time: 2/26/2026 10:02:43 AM
Project: Plant Bowen LF February 2026
Operator Name: Jay Siewert

Location Name: GWC-29R **Well Diameter: 2 in** **Casing Type: PVC** **Screen Length: 10 ft** **Top of Screen: 99.25 ft** **Total Depth: 109.25 ft** **Initial Depth to Water: 62.73 ft**	**Pump Type: QED Dedicated** **Tubing Type: LDPE** **Pump Intake From TOC: 104.25 ft** **Estimated Total Volume Pumped: 240 ml** **Flow Cell Volume: 90 ml** **Final Flow Rate: 120 ml/min** **Final Draw Down: 0.91 ft**	**Instrument Used: Aqua TROLL 400** **Serial Number: 850735**

Test Notes:
Complete evacuation performed 2/25/26.

Low-Flow Readings:

Date Time	Elapsed Time	pH	Temperature	Specific Conductivity	RDO Concentration	Turbidity	ORP	Depth to Water	Salinity	Flow
		+/- 0.1	+/- 5	+/- 5 %	+/- 10 %	+/- 5	+/- 10	+/- 0.3	+/- 10	
2/26/2026 10:02 AM	00:00	7.585 pH	16.21 °C	298.1 µS/cm	5.564 mg/L	0.640 NTU	134.2 mV	63.64 ft	0.143 PSU	120.0 ml/min
2/26/2026 10:03 AM	01:00	7.572 pH	16.20 °C	295.8 µS/cm	5.534 mg/L		110.9 mV	63.64 ft	0.142 PSU	120.0 ml/min
2/26/2026 10:04 AM	02:00	7.594 pH	16.20 °C	295.6 µS/cm	5.457 mg/L	0.640 NTU	95.1 mV	63.64 ft	0.142 PSU	120.0 ml/min

Samples

Sample ID:	Description:
GWC-29R	Metals, Inorganics, Alkalinity, TDS

Created using VuSitu from In-Situ, Inc.

Low-Flow Test Report:

Test Date / Time: 2/26/2026 10:22:47 AM
Project: Plant Bowen LF February 2026
Operator Name: Kyle Rhyne

Location Name: GWC-30 **Well Diameter: 2 in** **Casing Type: PVC** **Screen Length: 10 ft** **Top of Screen: 41 ft** **Total Depth: 51 ft** **Initial Depth to Water: 34.76 ft**	**Pump Type: QED Dedicated** **Tubing Type: LDPE** **Pump Intake From TOC: 46 ft** **Estimated Total Volume Pumped: 9100 ml** **Flow Cell Volume: 90 ml** **Final Flow Rate: 140 ml/min** **Final Draw Down: 7 ft**	**Instrument Used: Aqua TROLL 400** **Serial Number: 843593**

Test Notes:
Pre-purged 3 L.
DTW fell into screen interval. Complete evacuation performed. Samples to be collected 2/27/26.

Low-Flow Readings:

Date Time	Elapsed Time	pH	Temperature	Specific Conductivity	RDO Concentration	Turbidity	ORP	Depth to Water	Flow
		+/- 0.1	+/- 5	+/- 5 %	+/- 10 %	+/- 5	+/- 10	+/- 0.3	
2/26/2026 10:22 AM	00:00	7.654 pH	12.04 °C	436.4 µS/cm	8.880 mg/L	1.190 NTU	75.8 mV	37.59 ft	140.0 ml/min
2/26/2026 10:27 AM	05:00	7.756 pH	11.14 °C	447.2 µS/cm	9.243 mg/L	1.370 NTU	76.2 mV	38.24 ft	140.0 ml/min
2/26/2026 10:32 AM	10:00	7.810 pH	11.45 °C	447.6 µS/cm	8.980 mg/L	1.360 NTU	59.7 mV	38.52 ft	140.0 ml/min
2/26/2026 10:37 AM	15:00	7.817 pH	11.36 °C	449.6 µS/cm	8.674 mg/L	1.280 NTU	59.0 mV	38.84 ft	140.0 ml/min
2/26/2026 10:42 AM	20:00	7.800 pH	11.29 °C	448.4 µS/cm	8.348 mg/L	1.050 NTU	58.7 mV	39.27 ft	140.0 ml/min
2/26/2026 10:47 AM	25:00	7.785 pH	11.28 °C	448.9 µS/cm	8.143 mg/L	1.080 NTU	58.3 mV	39.68 ft	140.0 ml/min
2/26/2026 10:52 AM	30:00	7.774 pH	11.31 °C	450.6 µS/cm	7.937 mg/L	1.110 NTU	57.9 mV	39.98 ft	140.0 ml/min
2/26/2026 10:57 AM	35:00	7.755 pH	11.29 °C	450.4 µS/cm	7.745 mg/L	1.030 NTU	57.6 mV	40.35 ft	140.0 ml/min
2/26/2026 11:02 AM	40:00	7.732 pH	11.27 °C	451.4 µS/cm	7.579 mg/L	1.220 NTU	57.5 mV	40.77 ft	140.0 ml/min
2/26/2026 11:07 AM	45:00	7.704 pH	11.24 °C	453.0 µS/cm	7.458 mg/L	1.200 NTU	57.7 mV	40.90 ft	140.0 ml/min
2/26/2026 11:12 AM	50:00	7.682 pH	11.24 °C	455.9 µS/cm	7.365 mg/L	1.340 NTU	57.3 mV	41.23 ft	140.0 ml/min
2/26/2026 11:17 AM	55:00	7.666 pH	11.18 °C	458.7 µS/cm	7.356 mg/L	1.500 NTU	57.2 mV	41.41 ft	140.0 ml/min
2/26/2026 11:22 AM	01:00:00	7.646 pH	11.11 °C	459.7 µS/cm	7.305 mg/L	1.690 NTU	57.2 mV	41.53 ft	140.0 ml/min
2/26/2026 11:27 AM	01:05:00	7.625 pH	11.14 °C	457.6 µS/cm	7.158 mg/L	2.530 NTU	57.2 mV	41.76 ft	140.0 ml/min

Samples

Sample ID:	Description:

Low-Flow Test Report:

Test Date / Time: 2/26/2026 11:13:19 AM
Project: Plant Bowen LF February 2026
Operator Name: Jay Siewert

Location Name: GWC-29 **Well Diameter: 2 in** **Casing Type: PVC** **Screen Length: 10 ft** **Top of Screen: 51.7 ft** **Total Depth: 61.7 ft** **Initial Depth to Water: 29.17 ft**	**Pump Type: QED Dedicated** **Tubing Type: LDPE** **Pump Intake From TOC: 56.7 ft** **Estimated Total Volume Pumped: 3000 ml** **Flow Cell Volume: 90 ml** **Final Flow Rate: 120 ml/min** **Final Draw Down: 0.05 ft**	**Instrument Used: Aqua TROLL 400** **Serial Number: 850735**

Test Notes:
Prepurged 2 L

Low-Flow Readings:

Date Time	Elapsed Time	pH	Temperature	Specific Conductivity	RDO Concentration	Turbidity	ORP	Depth to Water	Salinity	Flow
		+/- 0.1	+/- 5	+/- 5 %	+/- 10 %	+/- 5	+/- 10	+/- 0.3	+/- 10	
2/26/2026 11:13 AM	00:00	7.735 pH	16.07 °C	282.0 µS/cm	4.587 mg/L	6.600 NTU	129.9 mV	29.20 ft	0.135 PSU	120.0 ml/min
2/26/2026 11:18 AM	05:00	7.743 pH	16.07 °C	282.8 µS/cm	4.655 mg/L	5.770 NTU	75.4 mV	29.20 ft	0.136 PSU	120.0 ml/min
2/26/2026 11:23 AM	10:00	7.771 pH	16.03 °C	282.8 µS/cm	4.669 mg/L	4.860 NTU	64.0 mV	29.21 ft	0.136 PSU	120.0 ml/min
2/26/2026 11:28 AM	15:00	7.767 pH	16.02 °C	283.1 µS/cm	4.707 mg/L	4.780 NTU	57.7 mV	29.22 ft	0.136 PSU	120.0 ml/min
2/26/2026 11:33 AM	20:00	7.771 pH	16.01 °C	283.4 µS/cm	4.737 mg/L	3.940 NTU	54.4 mV	29.22 ft	0.136 PSU	120.0 ml/min
2/26/2026 11:38 AM	25:00	7.769 pH	15.99 °C	283.9 µS/cm	4.768 mg/L	3.760 NTU	52.5 mV	29.22 ft	0.136 PSU	120.0 ml/min

Samples

Sample ID:	Description:
GWC-29	Metals, Inorganics, Alkalinity, TDS

Created using VuSitu from In-Situ, Inc.

Low-Flow Test Report:

Test Date / Time: 2/27/2026 10:15:17 AM
Project: Plant Bowen LF February 2026
Operator Name: Kyle Rhyne

Location Name: GWC-30 **Well Diameter: 2 in** **Casing Type: PVC** **Screen Length: 10 ft** **Top of Screen: 41 ft** **Total Depth: 51 ft** **Initial Depth to Water: 34.75 ft**	**Pump Type: QED Dedicated** **Tubing Type: LDPE** **Pump Intake From TOC: 46 ft** **Estimated Total Volume Pumped: 220 ml** **Flow Cell Volume: 90 ml** **Final Flow Rate: 110 ml/min** **Final Draw Down: 0.66 ft**	**Instrument Used: Aqua TROLL 400** **Serial Number: 843593**

Test Notes:
Complete evacuation performed 2/26/26.

Low-Flow Readings:

Date Time	Elapsed Time	pH	Temperature	Specific Conductivity	RDO Concentration	Turbidity	ORP	Depth to Water	Flow
		+/- 0.1	+/- 5	+/- 5 %	+/- 10 %	+/- 5	+/- 10	+/- 0.3	
2/27/2026 10:15 AM	00:00	7.198 pH	10.61 °C	450.3 µS/cm	6.812 mg/L	1.330 NTU	114.6 mV	35.41 ft	110.0 ml/min
2/27/2026 10:16 AM	01:00	7.214 pH	10.38 °C	455.9 µS/cm	6.700 mg/L		83.9 mV	35.41 ft	110.0 ml/min
2/27/2026 10:17 AM	02:00	7.229 pH	10.21 °C	456.4 µS/cm	6.588 mg/L	1.330 NTU	92.5 mV	35.41 ft	110.0 ml/min

Samples

Sample ID:	Description:
GWC-30	Metals, Inorganics, Alkalinity, TDS

Created using VuSitu from In-Situ, Inc.

Low-Flow Test Report:

Test Date / Time: 2/27/2026 11:37:02 AM
Project: Plant Bowen LF February 2026
Operator Name: Kyle Rhyne

Location Name: GWC-31R **Well Diameter: 2 in** **Casing Type: PVC** **Screen Length: 10 ft** **Top of Screen: 98.99 ft** **Total Depth: 108.99 ft** **Initial Depth to Water: 32.37 ft**	**Pump Type: Solinst Model 408** **Tubing Type: LDPE** **Pump Intake From TOC: 103.99 ft** **Estimated Total Volume Pumped: 6400 ml** **Flow Cell Volume: 90 ml** **Final Flow Rate: 105 ml/min** **Final Draw Down: -0.04 ft**	**Instrument Used: Aqua TROLL 400** **Serial Number: 843593**

Test Notes:
Pre-purged 3 L.

Low-Flow Readings:

Date Time	Elapsed Time	pH	Temperature	Specific Conductivity	RDO Concentration	Turbidity	ORP	Depth to Water	Flow
		+/- 0.1	+/- 5	+/- 5 %	+/- 10 %	+/- 5	+/- 10	+/- 0.3	
2/27/2026 11:37 AM	00:00	7.425 pH	11.76 °C	337.5 µS/cm	5.813 mg/L	6.700 NTU	64.5 mV	32.35 ft	130.0 ml/min
2/27/2026 11:42 AM	05:00	7.424 pH	11.17 °C	340.1 µS/cm	5.911 mg/L	2.590 NTU	54.2 mV	32.35 ft	130.0 ml/min
2/27/2026 11:47 AM	10:00	7.425 pH	11.12 °C	341.2 µS/cm	5.926 mg/L	2.150 NTU	55.8 mV	32.35 ft	130.0 ml/min
2/27/2026 11:52 AM	15:00	7.421 pH	11.13 °C	340.9 µS/cm	5.926 mg/L	1.600 NTU	55.9 mV	32.35 ft	130.0 ml/min
2/27/2026 11:57 AM	20:00	7.421 pH	11.21 °C	341.7 µS/cm	5.918 mg/L	1.760 NTU	56.1 mV	32.35 ft	130.0 ml/min
2/27/2026 12:02 PM	25:00	7.426 pH	11.24 °C	340.7 µS/cm	5.908 mg/L	2.550 NTU	56.2 mV	32.35 ft	105.0 ml/min
2/27/2026 12:07 PM	30:00	7.477 pH	11.10 °C	338.8 µS/cm	10.64 mg/L	4.110 NTU	58.4 mV	32.35 ft	105.0 ml/min
2/27/2026 12:12 PM	35:00	7.448 pH	11.23 °C	342.4 µS/cm	5.929 mg/L	1.220 NTU	56.1 mV	32.35 ft	105.0 ml/min
2/27/2026 12:17 PM	40:00	7.443 pH	11.26 °C	342.2 µS/cm	5.901 mg/L	1.090 NTU	55.9 mV	32.35 ft	105.0 ml/min
2/27/2026 12:22 PM	45:00	7.440 pH	11.28 °C	342.5 µS/cm	5.898 mg/L	1.050 NTU	55.8 mV	32.34 ft	105.0 ml/min
2/27/2026 12:27 PM	50:00	7.439 pH	11.27 °C	342.4 µS/cm	5.902 mg/L	1.010 NTU	55.6 mV	32.34 ft	105.0 ml/min
2/27/2026 12:32 PM	55:00	7.441 pH	11.33 °C	343.0 µS/cm	5.894 mg/L	0.990 NTU	55.5 mV	32.33 ft	105.0 ml/min

Samples

Sample ID:	Description:

GWC-31R	Metals, Inorganics, Alkalinity, TDS

Created using VuSitu from In-Situ, Inc.

Low-Flow Test Report:

Test Date / Time: 3/2/2026 10:51:24 AM
Project: Plant Bowen LF February 2026
Operator Name: Ori Kimhi

Location Name: GWC-58 **Well Diameter: 2 in** **Casing Type: PVC** **Screen Length: 10 ft** **Top of Screen: 43.35 ft** **Total Depth: 53.35 ft** **Initial Depth to Water: 22.04 ft**	**Pump Type: Solinst Model 408** **Tubing Type: LDPE** **Pump Intake From TOC: 48.35 ft** **Estimated Total Volume Pumped: 6000 ml** **Flow Cell Volume: 90 ml** **Final Flow Rate: 120 ml/min** **Final Draw Down: 0.06 ft**	**Instrument Used: Aqua TROLL 400** **Serial Number: 850735**

Test Notes:
Prepurged 2L

Low-Flow Readings:

Date Time	Elapsed Time	pH	Temperature	Specific Conductivity	RDO Concentration	Turbidity	ORP	Depth to Water	Salinity	Flow
		+/- 0.1	+/- 0.5	+/- 5 %	+/- 10 %	+/- 10	+/- 10	+/- 0.3	+/- 10	
3/2/2026 10:51 AM	00:00	8.054 pH	18.30 °C	449.2 µS/cm	6.896 mg/L	11.10 NTU	185.7 mV	22.10 ft	0.218 PSU	120.0 ml/min
3/2/2026 10:56 AM	05:00	7.600 pH	16.65 °C	364.0 µS/cm	3.032 mg/L	10.10 NTU	141.4 mV	22.10 ft	0.176 PSU	120.0 ml/min
3/2/2026 11:01 AM	10:00	7.481 pH	16.47 °C	364.6 µS/cm	2.831 mg/L	8.820 NTU	78.3 mV	22.10 ft	0.176 PSU	120.0 ml/min
3/2/2026 11:06 AM	15:00	7.451 pH	16.47 °C	371.4 µS/cm	2.664 mg/L	8.170 NTU	63.0 mV	22.10 ft	0.179 PSU	120.0 ml/min
3/2/2026 11:11 AM	20:00	7.444 pH	16.47 °C	378.4 µS/cm	2.603 mg/L	6.580 NTU	55.5 mV	22.10 ft	0.183 PSU	120.0 ml/min
3/2/2026 11:16 AM	25:00	7.452 pH	16.53 °C	381.5 µS/cm	2.611 mg/L	6.790 NTU	52.7 mV	22.10 ft	0.184 PSU	120.0 ml/min
3/2/2026 11:21 AM	30:00	7.443 pH	16.51 °C	384.8 µS/cm	2.635 mg/L	5.620 NTU	46.7 mV	22.10 ft	0.186 PSU	120.0 ml/min
3/2/2026 11:26 AM	35:00	7.441 pH	16.47 °C	389.5 µS/cm	2.702 mg/L	5.480 NTU	43.5 mV	22.10 ft	0.188 PSU	120.0 ml/min
3/2/2026 11:31 AM	40:00	7.444 pH	16.42 °C	389.9 µS/cm	2.730 mg/L	4.840 NTU	41.2 mV	22.10 ft	0.188 PSU	120.0 ml/min
3/2/2026 11:36 AM	45:00	7.441 pH	16.46 °C	391.8 µS/cm	2.753 mg/L	4.420 NTU	39.4 mV	22.10 ft	0.189 PSU	120.0 ml/min
3/2/2026 11:41 AM	50:00	7.440 pH	16.49 °C	391.9 µS/cm	2.778 mg/L	4.310 NTU	37.1 mV	22.10 ft	0.189 PSU	120.0 ml/min

Samples

Sample ID:	Description:
GWC-58	Metals, Inorganics, Alkalinity, TDS

Created using VuSitu from In-Situ, Inc.

Low-Flow Test Report:

Test Date / Time: 3/2/2026 10:58:02 AM
Project: Plant Bowen LF February 2026
Operator Name: Natalie Piparo

Location Name: GWC-27 **Well Diameter: 2 in** **Casing Type: PVC** **Screen Length: 10 ft** **Top of Screen: 35.6 ft** **Total Depth: 45.6 ft** **Initial Depth to Water: 25.02 ft**	**Pump Type: QED Dedicated** **Tubing Type: LDPE** **Pump Intake From TOC: 40.6 ft** **Estimated Total Volume Pumped: 3000 ml** **Flow Cell Volume: 90 ml** **Final Flow Rate: 120 ml/min** **Final Draw Down: 0.06 ft**	**Instrument Used: Aqua TROLL 400** **Serial Number: 1197755**

Test Notes:
Prepurged 2 L

Low-Flow Readings:

Date Time	Elapsed Time	pH	Temperature	Specific Conductivity	RDO Concentration	Turbidity	ORP	Depth to Water	Salinity	Flow
		+/- 0.1	+/- 1000 %	+/- 5 %	+/- 10 %	+/- 5	+/- 1000 %	+/- 0.3	+/- 1000 %	
3/2/2026 10:58 AM	00:00	7.497 pH	16.74 °C	346.0 µS/cm	6.686 mg/L	1.400 NTU	117.6 mV	25.08 ft	0.167 PSU	120.0 ml/min
3/2/2026 11:03 AM	05:00	7.515 pH	16.68 °C	350.6 µS/cm	6.645 mg/L	0.500 NTU	123.9 mV	25.08 ft	0.169 PSU	120.0 ml/min
3/2/2026 11:08 AM	10:00	7.525 pH	16.70 °C	353.7 µS/cm	6.606 mg/L	0.490 NTU	107.8 mV	25.08 ft	0.170 PSU	120.0 ml/min
3/2/2026 11:13 AM	15:00	7.531 pH	16.72 °C	355.3 µS/cm	6.589 mg/L	0.440 NTU	106.6 mV	25.08 ft	0.171 PSU	120.0 ml/min
3/2/2026 11:18 AM	20:00	7.539 pH	16.73 °C	356.6 µS/cm	6.574 mg/L	0.300 NTU	102.5 mV	25.08 ft	0.172 PSU	120.0 ml/min
3/2/2026 11:23 AM	25:00	7.540 pH	16.72 °C	354.8 µS/cm	6.562 mg/L	0.290 NTU	99.7 mV	25.08 ft	0.171 PSU	120.0 ml/min

Samples

Sample ID:	Description:
GWC-27	Metals, Inorganics, Alkalinity, TDS

Low-Flow Test Report:

Test Date / Time: 3/2/2026 11:14:03 AM
Project: Plant Bowen LF February 2026
Operator Name: Shannon Northen

Location Name: GWC-34 **Well Diameter: 2 in** **Casing Type: PVC** **Screen Length: 10 ft** **Top of Screen: 58.41 ft** **Total Depth: 68.41 ft** **Initial Depth to Water: 20.83 ft**	**Pump Type: QED Dedicated** **Tubing Type: LPDE** **Pump Intake From TOC: 63.41 ft** **Estimated Total Volume Pumped: 3600 ml** **Flow Cell Volume: 90 ml** **Final Flow Rate: 120 ml/min** **Final Draw Down: 0.07 ft**	**Instrument Used: Aqua TROLL 400** **Serial Number: 1202788**

Test Notes:
Pre-purged 2L

Low-Flow Readings:

Date Time	Elapsed Time	pH	Temperature	Specific Conductivity	RDO Concentration	Turbidity	ORP	Depth to Water	Salinity	Flow
		+/- 0.1	+/- 100	+/- 5 %	+/- 10 %	+/- 10	+/- 10	+/- 0.3	+/- 10	
3/2/2026 11:14 AM	00:00	6.288 pH	16.62 °C	213.3 µS/cm	0.345 mg/L	3.640 NTU	38.6 mV	20.88 ft	0.102 PSU	120.0 ml/min
3/2/2026 11:19 AM	05:00	6.286 pH	16.29 °C	215.3 µS/cm	0.296 mg/L	3.260 NTU	35.9 mV	20.88 ft	0.103 PSU	120.0 ml/min
3/2/2026 11:24 AM	10:00	6.286 pH	16.41 °C	214.5 µS/cm	0.225 mg/L	3.690 NTU	34.8 mV	20.88 ft	0.102 PSU	120.0 ml/min
3/2/2026 11:29 AM	15:00	6.281 pH	16.40 °C	215.4 µS/cm	0.199 mg/L	1.900 NTU	34.0 mV	20.88 ft	0.103 PSU	120.0 ml/min
3/2/2026 11:34 AM	20:00	6.281 pH	16.41 °C	215.8 µS/cm	0.179 mg/L	3.550 NTU	31.9 mV	20.88 ft	0.103 PSU	120.0 ml/min
3/2/2026 11:39 AM	25:00	6.278 pH	16.44 °C	215.5 µS/cm	0.180 mg/L	2.170 NTU	30.9 mV	20.90 ft	0.103 PSU	120.0 ml/min
3/2/2026 11:44 AM	30:00	6.278 pH	16.46 °C	216.0 µS/cm	0.171 mg/L	1.580 NTU	30.4 mV	20.90 ft	0.103 PSU	120.0 ml/min

Samples

Sample ID:	Description:
GWC-34	Metals, Inorganics, Alkalinity, TDS

Created using VuSitu from In-Situ, Inc.

Low-Flow Test Report:

Test Date / Time: 3/2/2026 12:11:51 PM
Project: Plant Bowen LF February 2026
Operator Name: Natalie Piparo

Location Name: GWC-27R **Well Diameter: 2 in** **Casing Type: PVC** **Screen Length: 10 ft** **Top of Screen: 82.44 ft** **Total Depth: 92.44 ft** **Initial Depth to Water: 25.12 ft**	**Pump Type: QED Dedicated** **Tubing Type: LDPE** **Pump Intake From TOC: 87.44 ft** **Estimated Total Volume Pumped: 3850 ml** **Flow Cell Volume: 90 ml** **Final Flow Rate: 110 ml/min** **Final Draw Down: 0.41 ft**	**Instrument Used: Aqua TROLL 400** **Serial Number: 1197755**

Test Notes:
Prepurged 2 L

Low-Flow Readings:

Date Time	Elapsed Time	pH	Temperature	Specific Conductivity	RDO Concentration	Turbidity	ORP	Depth to Water	Salinity	Flow
		+/- 0.1	+/- 1000 %	+/- 5 %	+/- 10 %	+/- 5	+/- 1000 %	+/- 0.3	+/- 1000 %	
3/2/2026 12:11 PM	00:00	7.459 pH	16.83 °C	306.5 µS/cm	3.754 mg/L	1.250 NTU	103.2 mV	25.53 ft	0.147 PSU	110.0 ml/min
3/2/2026 12:16 PM	05:00	7.457 pH	16.81 °C	303.9 µS/cm	3.787 mg/L	0.420 NTU	96.3 mV	25.53 ft	0.146 PSU	110.0 ml/min
3/2/2026 12:21 PM	10:00	7.466 pH	16.77 °C	300.9 µS/cm	4.390 mg/L	0.820 NTU	93.9 mV	25.53 ft	0.144 PSU	110.0 ml/min
3/2/2026 12:26 PM	15:00	7.474 pH	16.74 °C	298.2 µS/cm	4.885 mg/L	1.130 NTU	92.7 mV	25.53 ft	0.143 PSU	110.0 ml/min
3/2/2026 12:31 PM	20:00	7.484 pH	16.76 °C	297.6 µS/cm	5.049 mg/L	1.260 NTU	92.1 mV	25.53 ft	0.143 PSU	110.0 ml/min
3/2/2026 12:36 PM	25:00	7.487 pH	16.78 °C	297.8 µS/cm	5.036 mg/L	1.410 NTU	91.7 mV	25.53 ft	0.143 PSU	110.0 ml/min
3/2/2026 12:41 PM	30:00	7.497 pH	16.77 °C	296.4 µS/cm	5.248 mg/L	1.270 NTU	91.1 mV	25.53 ft	0.142 PSU	110.0 ml/min
3/2/2026 12:46 PM	35:00	7.502 pH	16.78 °C	295.4 µS/cm	5.440 mg/L	1.100 NTU	91.1 mV	25.53 ft	0.142 PSU	110.0 ml/min

Samples

Sample ID:	Description:
GWC-27R	Metals, Inorganics, Alkalinity, TDS
FD-13	Metals, Inorganics, TDS

Low-Flow Test Report:

Test Date / Time: 3/2/2026 12:47:56 PM
Project: Plant Bowen LF February 2026
Operator Name: Shannon Northen

Location Name: GWC-34R **Well Diameter: 2 in** **Casing Type: PVC** **Screen Length: 10 ft** **Top of Screen: 91.4 ft** **Total Depth: 101.4 ft** **Initial Depth to Water: 20.65 ft**	**Pump Type: QED Dedicated** **Tubing Type: LPDE** **Pump Intake From TOC: 96.4 ft** **Estimated Total Volume Pumped: 2200 ml** **Flow Cell Volume: 90 ml** **Final Flow Rate: 110 ml/min** **Final Draw Down: 0.02 ft**	**Instrument Used: Aqua TROLL 400** **Serial Number: 1202788**

Test Notes:
Pre-purged 2L

Low-Flow Readings:

Date Time	Elapsed Time	pH	Temperature	Specific Conductivity	RDO Concentration	Turbidity	ORP	Depth to Water	Salinity	Flow
		+/- 0.1	+/- 100	+/- 5 %	+/- 10 %	+/- 10	+/- 10	+/- 0.3	+/- 10	
3/2/2026 12:47 PM	00:00	6.898 pH	16.73 °C	394.7 µS/cm	0.057 mg/L	3.330 NTU	5.9 mV	20.65 ft	0.191 PSU	110.0 ml/min
3/2/2026 12:52 PM	05:00	6.902 pH	16.46 °C	399.0 µS/cm	0.057 mg/L	1.550 NTU	7.2 mV	20.67 ft	0.193 PSU	110.0 ml/min
3/2/2026 12:57 PM	10:00	6.904 pH	16.52 °C	400.0 µS/cm	0.060 mg/L	2.180 NTU	7.7 mV	20.67 ft	0.193 PSU	110.0 ml/min
3/2/2026 1:02 PM	15:00	6.907 pH	16.54 °C	399.8 µS/cm	0.067 mg/L	1.500 NTU	7.8 mV	20.67 ft	0.193 PSU	110.0 ml/min
3/2/2026 1:07 PM	20:00	6.909 pH	16.56 °C	400.2 µS/cm	0.076 mg/L	1.290 NTU	7.8 mV	20.67 ft	0.193 PSU	110.0 ml/min

Samples

Sample ID:	Description:
GWC-34R	Metals, Inorganics, Alkalinity, TDS

Created using VuSitu from In-Situ, Inc.

Low-Flow Test Report:

Test Date / Time: 3/2/2026 1:04:39 PM
Project: Plant Bowen LF February 2026
Operator Name: Ori Kimhi

Location Name: GWC-31S **Well Diameter: 2 in** **Casing Type: PVC** **Screen Length: 10 ft** **Top of Screen: 33.38 ft** **Total Depth: 43.38 ft** **Initial Depth to Water: 32.45 ft**	**Pump Type: Solinst Model 408** **Tubing Type: LDPE** **Pump Intake From TOC: 38.38 ft** **Estimated Total Volume Pumped: 4500 ml** **Flow Cell Volume: 90 ml** **Final Flow Rate: 120 ml/min** **Final Draw Down: 0 ft**	**Instrument Used: Aqua TROLL 400** **Serial Number: 850735**

Test Notes:
Prepurged 2L

Low-Flow Readings:

Date Time	Elapsed Time	pH	Temperature	Specific Conductivity	RDO Concentration	Turbidity	ORP	Depth to Water	Salinity	Flow
		+/- 0.1	+/- 0.5	+/- 5 %	+/- 10 %	+/- 10	+/- 10	+/- 0.3	+/- 10	
3/2/2026 1:04 PM	00:00	7.334 pH	18.97 °C	299.2 µS/cm	6.021 mg/L	25.70 NTU	48.6 mV	32.45 ft	0.144 PSU	120.0 ml/min
3/2/2026 1:09 PM	05:00	7.038 pH	17.15 °C	315.5 µS/cm	5.471 mg/L	11.70 NTU	50.0 mV	32.45 ft	0.152 PSU	120.0 ml/min
3/2/2026 1:14 PM	10:00	6.959 pH	17.05 °C	322.7 µS/cm	5.281 mg/L	8.340 NTU	48.3 mV	32.45 ft	0.155 PSU	120.0 ml/min
3/2/2026 1:19 PM	15:00	6.945 pH	17.08 °C	326.2 µS/cm	5.286 mg/L	6.690 NTU	46.5 mV	32.45 ft	0.157 PSU	120.0 ml/min
3/2/2026 1:24 PM	20:00	6.925 pH	17.14 °C	328.0 µS/cm	5.278 mg/L	5.760 NTU	46.0 mV	32.45 ft	0.158 PSU	120.0 ml/min
3/2/2026 1:29 PM	25:00	6.922 pH	17.27 °C	330.4 µS/cm	5.174 mg/L	5.160 NTU	45.2 mV	32.45 ft	0.159 PSU	120.0 ml/min
3/2/2026 1:34 PM	30:00	6.921 pH	17.52 °C	330.3 µS/cm	5.116 mg/L	4.770 NTU	45.1 mV	32.45 ft	0.159 PSU	120.0 ml/min
3/2/2026 1:39 PM	35:00	6.915 pH	17.63 °C	330.8 µS/cm	5.031 mg/L	4.700 NTU	45.2 mV	32.45 ft	0.159 PSU	120.0 ml/min
3/2/2026 1:44 PM	40:00	6.917 pH	17.76 °C	327.8 µS/cm	5.170 mg/L	4.640 NTU	45.3 mV	32.45 ft	0.158 PSU	120.0 ml/min

Samples

Sample ID:	Description:
GWC-31S	Metals, Inorganics, Alkalinity, TDS

Low-Flow Test Report:

Test Date / Time: 3/2/2026 2:15:48 PM
Project: Plant Bowen LF February 2026
Operator Name: Natalie Piparo

Location Name: GWC-28 **Well Diameter: 2 in** **Casing Type: PVC** **Screen Length: 10 ft** **Top of Screen: 37.33 ft** **Total Depth: 47.33 ft** **Initial Depth to Water: 24.41 ft**	**Pump Type: QED Dedicated** **Tubing Type: LDPE** **Pump Intake From TOC: 42.33 ft** **Estimated Total Volume Pumped: 11000 ml** **Flow Cell Volume: 90 ml** **Final Flow Rate: 110 ml/min** **Final Draw Down: 4.65 ft**	**Instrument Used: Aqua TROLL 400** **Serial Number: 1197755**

Test Notes:
Prepurged 2 L

Low-Flow Readings:

Date Time	Elapsed Time	pH	Temperature	Specific Conductivity	RDO Concentration	Turbidity	ORP	Depth to Water	Salinity	Flow
		+/- 0.1	+/- 1000 %	+/- 5 %	+/- 10 %	+/- 5	+/- 1000 %	+/- 0.3	+/- 1000 %	
3/2/2026 2:15 PM	00:00	7.636 pH	17.58 °C	261.4 µS/cm	2.566 mg/L	1.160 NTU	43.4 mV	26.77 ft	0.125 PSU	110.0 ml/min
3/2/2026 2:20 PM	05:00	7.630 pH	17.54 °C	260.6 µS/cm	3.045 mg/L	1.030 NTU	23.3 mV	27.13 ft	0.125 PSU	110.0 ml/min
3/2/2026 2:25 PM	10:00	7.633 pH	17.56 °C	259.6 µS/cm	2.817 mg/L	0.860 NTU	52.2 mV	27.43 ft	0.124 PSU	110.0 ml/min
3/2/2026 2:30 PM	15:00	7.629 pH	17.71 °C	265.2 µS/cm	2.410 mg/L	0.580 NTU	57.3 mV	27.66 ft	0.127 PSU	110.0 ml/min
3/2/2026 2:35 PM	20:00	7.640 pH	17.41 °C	270.0 µS/cm	2.100 mg/L	0.590 NTU	61.1 mV	27.87 ft	0.129 PSU	110.0 ml/min
3/2/2026 2:40 PM	25:00	7.648 pH	17.56 °C	275.3 µS/cm	1.882 mg/L	0.650 NTU	62.4 mV	28.05 ft	0.132 PSU	110.0 ml/min
3/2/2026 2:45 PM	30:00	7.664 pH	17.83 °C	277.6 µS/cm	1.596 mg/L	0.520 NTU	63.3 mV	28.19 ft	0.133 PSU	110.0 ml/min
3/2/2026 2:50 PM	35:00	7.676 pH	17.84 °C	282.5 µS/cm	1.314 mg/L	0.440 NTU	62.2 mV	28.28 ft	0.135 PSU	110.0 ml/min
3/2/2026 2:55 PM	40:00	7.691 pH	17.81 °C	290.8 µS/cm	1.099 mg/L	0.680 NTU	60.0 mV	28.38 ft	0.140 PSU	110.0 ml/min
3/2/2026 3:00 PM	45:00	7.695 pH	17.84 °C	301.5 µS/cm	0.955 mg/L	0.810 NTU	55.7 mV	28.42 ft	0.145 PSU	110.0 ml/min
3/2/2026 3:05 PM	50:00	7.703 pH	17.39 °C	317.3 µS/cm	0.833 mg/L	0.570 NTU	50.4 mV	28.51 ft	0.153 PSU	110.0 ml/min
3/2/2026 3:10 PM	55:00	7.697 pH	17.54 °C	329.6 µS/cm	0.837 mg/L	0.430 NTU	46.0 mV	28.59 ft	0.159 PSU	110.0 ml/min
3/2/2026 3:15 PM	01:00:00	7.680 pH	17.58 °C	333.3 µS/cm	0.865 mg/L	0.400 NTU	44.7 mV	28.66 ft	0.160 PSU	110.0 ml/min
3/2/2026 3:20 PM	01:05:00	7.657 pH	17.65 °C	332.2 µS/cm	0.884 mg/L	0.410 NTU	44.8 mV	28.73 ft	0.160 PSU	110.0 ml/min
3/2/2026 3:25 PM	01:10:00	7.655 pH	17.71 °C	333.1 µS/cm	0.973 mg/L	0.400 NTU	43.6 mV	28.84 ft	0.160 PSU	110.0 ml/min

3/2/2026 3:30 PM	01:15:00	7.642 pH	17.67 °C	330.0 µS/cm	0.992 mg/L	0.390 NTU	42.2 mV	28.90 ft	0.159 PSU	110.0 ml/min
3/2/2026 3:35 PM	01:20:00	7.629 pH	17.58 °C	327.1 µS/cm	1.036 mg/L	0.450 NTU	41.5 mV	28.96 ft	0.157 PSU	110.0 ml/min
3/2/2026 3:40 PM	01:25:00	7.621 pH	17.56 °C	325.2 µS/cm	1.109 mg/L	0.360 NTU	41.5 mV	29.03 ft	0.156 PSU	110.0 ml/min
3/2/2026 3:45 PM	01:30:00	7.612 pH	17.55 °C	323.6 µS/cm	1.132 mg/L	0.440 NTU	41.2 mV	29.00 ft	0.156 PSU	110.0 ml/min
3/2/2026 3:50 PM	01:35:00	7.604 pH	17.44 °C	321.2 µS/cm	1.166 mg/L	0.310 NTU	40.9 mV	29.02 ft	0.154 PSU	110.0 ml/min
3/2/2026 3:55 PM	01:40:00	7.592 pH	17.44 °C	319.5 µS/cm	1.224 mg/L	0.260 NTU	41.1 mV	29.06 ft	0.154 PSU	110.0 ml/min

Samples

Sample ID:	Description:
GWC-28	Metals, Inorganics, Alkalinity, TDS

Created using VuSitu from In-Situ, Inc.

Low-Flow Test Report:

Test Date / Time: 3/2/2026 2:23:51 PM
Project: Plant Bowen LF February 2026
Operator Name: Shannon Northen

Location Name: GWC-57 **Well Diameter: 2 in** **Casing Type: PVC** **Screen Length: 10 ft** **Top of Screen: 71.17 ft** **Total Depth: 81.17 ft** **Initial Depth to Water: 21.96 ft**	**Pump Type: QED Dedicated** **Tubing Type: LPDE** **Pump Intake From TOC: 76.17 ft** **Estimated Total Volume Pumped: 4200 ml** **Flow Cell Volume: 90 ml** **Final Flow Rate: 120 ml/min** **Final Draw Down: 0.2 ft**	**Instrument Used: Aqua TROLL 400** **Serial Number: 1202788**

Test Notes:
Pre-purged 2L

Low-Flow Readings:

Date Time	Elapsed Time	pH	Temperature	Specific Conductivity	RDO Concentration	Turbidity	ORP	Depth to Water	Salinity	Flow
		+/- 0.1	+/- 100	+/- 5 %	+/- 10 %	+/- 10	+/- 10	+/- 0.3	+/- 10	
3/2/2026 2:23 PM	00:00	7.488 pH	17.61 °C	337.7 µS/cm	0.785 mg/L	9.800 NTU	10.5 mV	22.15 ft	0.163 PSU	120.0 ml/min
3/2/2026 2:28 PM	05:00	7.489 pH	17.26 °C	340.0 µS/cm	0.624 mg/L	6.130 NTU	8.1 mV	22.15 ft	0.164 PSU	120.0 ml/min
3/2/2026 2:33 PM	10:00	7.494 pH	17.34 °C	342.2 µS/cm	0.559 mg/L	4.440 NTU	11.9 mV	22.16 ft	0.165 PSU	120.0 ml/min
3/2/2026 2:38 PM	15:00	7.495 pH	17.21 °C	342.5 µS/cm	0.501 mg/L	3.460 NTU	12.6 mV	22.16 ft	0.165 PSU	120.0 ml/min
3/2/2026 2:43 PM	20:00	7.489 pH	17.33 °C	342.6 µS/cm	0.480 mg/L	2.960 NTU	12.9 mV	22.16 ft	0.165 PSU	120.0 ml/min
3/2/2026 2:48 PM	25:00	7.493 pH	17.38 °C	342.0 µS/cm	0.453 mg/L	2.330 NTU	13.2 mV	22.16 ft	0.165 PSU	120.0 ml/min
3/2/2026 2:53 PM	30:00	7.494 pH	17.41 °C	342.0 µS/cm	0.462 mg/L	2.080 NTU	13.7 mV	22.16 ft	0.165 PSU	120.0 ml/min
3/2/2026 2:58 PM	35:00	7.494 pH	17.45 °C	342.1 µS/cm	0.447 mg/L	1.880 NTU	14.2 mV	22.16 ft	0.165 PSU	120.0 ml/min

Samples

Sample ID:	Description:
GWC-57	Metals, Inorganics, Alkalinity, TDS

Low-Flow Test Report:

Test Date / Time: 3/2/2026 2:53:52 PM
Project: Plant Bowen LF February 2026
Operator Name: Ori Kimhi

Location Name: GWC-32 **Well Diameter: 2 in** **Casing Type: PVC** **Screen Length: 10 ft** **Top of Screen: 52.66 ft** **Total Depth: 62.66 ft** **Initial Depth to Water: 41.6 ft**	**Pump Type: QED Dedicated** **Tubing Type: LDPE** **Pump Intake From TOC: 57.66 ft** **Estimated Total Volume Pumped: 5500 ml** **Flow Cell Volume: 90 ml** **Final Flow Rate: 120 ml/min** **Final Draw Down: 3.33 ft**	**Instrument Used: Aqua TROLL 400** **Serial Number: 850735**

Test Notes:
Prepurged 2L

Low-Flow Readings:

Date Time	Elapsed Time	pH	Temperature	Specific Conductivity	RDO Concentration	Turbidity	ORP	Depth to Water	Salinity	Flow
		+/- 0.1	+/- 0.5	+/- 5 %	+/- 10 %	+/- 10	+/- 10	+/- 0.3	+/- 10	
3/2/2026 2:53 PM	00:00	7.197 pH	26.78 °C	383.3 µS/cm	2.991 mg/L	2.410 NTU	-59.3 mV	43.51 ft	0.185 PSU	120.0 ml/min
3/2/2026 2:58 PM	05:00	7.127 pH	19.60 °C	421.9 µS/cm	0.295 mg/L	2.640 NTU	-97.4 mV	43.85 ft	0.204 PSU	120.0 ml/min
3/2/2026 3:03 PM	10:00	7.152 pH	18.69 °C	421.7 µS/cm	0.237 mg/L	1.730 NTU	-107.6 mV	44.09 ft	0.204 PSU	120.0 ml/min
3/2/2026 3:08 PM	15:00	7.166 pH	18.82 °C	419.5 µS/cm	0.205 mg/L	2.200 NTU	-112.6 mV	44.25 ft	0.203 PSU	120.0 ml/min
3/2/2026 3:13 PM	20:00	7.187 pH	18.92 °C	419.7 µS/cm	0.187 mg/L	2.700 NTU	-115.9 mV	44.40 ft	0.203 PSU	120.0 ml/min
3/2/2026 3:18 PM	25:00	7.199 pH	18.96 °C	417.2 µS/cm	0.171 mg/L	1.630 NTU	-116.9 mV	44.55 ft	0.202 PSU	120.0 ml/min
3/2/2026 3:23 PM	30:00	7.210 pH	18.99 °C	415.1 µS/cm	0.156 mg/L	2.220 NTU	-118.0 mV	44.70 ft	0.201 PSU	120.0 ml/min
3/2/2026 3:28 PM	35:00	7.222 pH	19.00 °C	414.1 µS/cm	0.149 mg/L	1.690 NTU	-118.7 mV	44.85 ft	0.201 PSU	120.0 ml/min
3/2/2026 3:33 PM	40:00	7.230 pH	19.01 °C	412.1 µS/cm	0.141 mg/L	1.400 NTU	-119.5 mV	44.93 ft	0.200 PSU	120.0 ml/min

Samples

Sample ID:	Description:
GWC-32	Metals, Inorganics, Alkalinity, TDS

Low-Flow Test Report:

Test Date / Time: 3/3/2026 10:35:36 AM
Project: Plant Bowen LF February 2026
Operator Name: Ori Kimhi

Location Name: GWC-33R **Well Diameter: 2 in** **Casing Type: PVC** **Screen Length: 10 ft** **Top of Screen: 102.75 ft** **Total Depth: 112.75 ft** **Initial Depth to Water: 23.85 ft**	**Pump Type: GeoTech Peristaltic** **Tubing Type: LDPE** **Pump Intake From TOC: 107.75 ft** **Estimated Total Volume Pumped: 4000 ml** **Flow Cell Volume: 90 ml** **Final Flow Rate: 120 ml/min** **Final Draw Down: 0.03 ft**	**Instrument Used: Aqua TROLL 400** **Serial Number: 1197755**

Test Notes:
Prepurged 2L

Low-Flow Readings:

Date Time	Elapsed Time	pH	Temperature	Specific Conductivity	RDO Concentration	Turbidity	ORP	Depth to Water	Salinity	Flow
		+/- 0.1	+/- 0.5	+/- 5 %	+/- 10 %	+/- 10	+/- 10	+/- 0.3	+/- 10	
3/3/2026 10:35 AM	00:00	7.096 pH	17.85 °C	287.4 µS/cm	5.598 mg/L	11.20 NTU	137.4 mV	23.86 ft	0.138 PSU	120.0 ml/min
3/3/2026 10:40 AM	05:00	7.301 pH	16.57 °C	245.1 µS/cm	5.341 mg/L	8.640 NTU	103.7 mV	23.88 ft	0.117 PSU	120.0 ml/min
3/3/2026 10:45 AM	10:00	7.436 pH	16.59 °C	238.3 µS/cm	5.309 mg/L	7.530 NTU	81.0 mV	23.88 ft	0.114 PSU	120.0 ml/min
3/3/2026 10:50 AM	15:00	7.516 pH	16.55 °C	235.6 µS/cm	5.258 mg/L	5.630 NTU	75.3 mV	23.88 ft	0.113 PSU	120.0 ml/min
3/3/2026 10:55 AM	20:00	7.555 pH	16.48 °C	236.6 µS/cm	5.293 mg/L	4.730 NTU	73.0 mV	23.88 ft	0.113 PSU	120.0 ml/min
3/3/2026 11:00 AM	25:00	7.596 pH	16.85 °C	235.6 µS/cm	5.208 mg/L	3.700 NTU	70.8 mV	23.88 ft	0.112 PSU	120.0 ml/min
3/3/2026 11:05 AM	30:00	7.617 pH	16.65 °C	235.1 µS/cm	5.264 mg/L	4.100 NTU	67.7 mV	23.88 ft	0.112 PSU	120.0 ml/min
3/3/2026 11:10 AM	35:00	7.611 pH	16.72 °C	235.2 µS/cm	5.188 mg/L	2.920 NTU	67.0 mV	23.88 ft	0.112 PSU	120.0 ml/min

Samples

Sample ID:	Description:
GWC-33R	Metals, Inorganics, Alkalinity, TDS

Low-Flow Test Report:

Test Date / Time: 5/13/2026 10:56:19 AM
Project: Plant Bowen LF February 2026 Resample
Operator Name: Shannon Northen

Location Name: GWC-48 **Well Diameter: 2 in** **Casing Type: PVC** **Screen Length: 10 ft** **Top of Screen: 49.49 ft** **Total Depth: 59.49 ft** **Initial Depth to Water: 40.02 ft**	**Pump Type: QED Dedicated** **Tubing Type: LDPE** **Pump Intake From TOC: 54.49 ft** **Estimated Total Volume Pumped: 3000 ml** **Flow Cell Volume: 90 ml** **Final Flow Rate: 120 ml/min** **Final Draw Down: 0.6 ft**	**Instrument Used: Aqua TROLL 400** **Serial Number: 1202788**

Test Notes:
Pre-purge 7L

Low-Flow Readings:

Date Time	Elapsed Time	pH	Temperature	Specific Conductivity	RDO Concentration	Turbidity	ORP	Depth to Water	Salinity	Flow
		+/- 0.1	+/- 100	+/- 5 %	+/- 10 %	+/- 10	+/- 10	+/- 0.3	+/- 10	
5/13/2026 10:56 AM	00:00	4.572 pH	20.17 °C	73.84 µS/cm	4.343 mg/L	0.790 NTU	42.7 mV	40.62 ft	0.034 PSU	120.0 ml/min
5/13/2026 11:01 AM	05:00	4.565 pH	18.86 °C	75.00 µS/cm	4.561 mg/L	0.720 NTU	42.1 mV	40.62 ft	0.035 PSU	120.0 ml/min
5/13/2026 11:06 AM	10:00	4.558 pH	18.90 °C	73.50 µS/cm	4.604 mg/L	0.410 NTU	44.3 mV	40.62 ft	0.034 PSU	120.0 ml/min
5/13/2026 11:11 AM	15:00	4.553 pH	18.99 °C	72.93 µS/cm	4.620 mg/L	0.370 NTU	45.0 mV	40.62 ft	0.034 PSU	120.0 ml/min
5/13/2026 11:16 AM	20:00	4.552 pH	19.13 °C	72.11 µS/cm	4.653 mg/L	0.320 NTU	46.1 mV	40.62 ft	0.033 PSU	120.0 ml/min
5/13/2026 11:21 AM	25:00	4.545 pH	19.71 °C	70.81 µS/cm	4.621 mg/L	0.320 NTU	50.5 mV	40.62 ft	0.033 PSU	120.0 ml/min

Samples

Sample ID:	Description:
GWC-48	Metals, Inorganics, Bicarbonate Alkalinity
FD-02	Metals, Inorganics, Bicarbonate Alkalinity

Created using VuSitu from In-Situ, Inc.

Low-Flow Test Report:

Test Date / Time: 5/13/2026 10:57:51 AM
Project: Plant Bowen LF February 2026 Resample
Operator Name: Ori Kimhi

Location Name: GWC-5 **Well Diameter: 2 in** **Casing Type: PVC** **Screen Length: 10 ft** **Top of Screen: 103.75 ft** **Total Depth: 113.75 ft** **Initial Depth to Water: 82.7 ft**	**Pump Type: QED Dedicated** **Tubing Type: LDPE** **Pump Intake From TOC: 108.75 ft** **Estimated Total Volume Pumped: 3600 ml** **Flow Cell Volume: 90 ml** **Final Flow Rate: 120 ml/min** **Final Draw Down: 5.15 ft**	**Instrument Used: Aqua TROLL 400** **Serial Number: 1306331**

Test Notes:
Prepurged 9L

Low-Flow Readings:

Date Time	Elapsed Time	pH	Temperature	Specific Conductivity	RDO Concentration	Turbidity	ORP	Depth to Water	Salinity	Flow
		+/- 0.1	+/- 0.5	+/- 5 %	+/- 10 %	+/- 10	+/- 10	+/- 0.3	+/- 10	
5/13/2026 10:57 AM	00:00	5.678 pH	25.90 °C	30.90 µS/cm	6.921 mg/L	2.580 NTU	173.4 mV	87.55 ft	0.013 PSU	120.0 ml/min
5/13/2026 11:02 AM	05:00	5.354 pH	18.63 °C	20.40 µS/cm	8.638 mg/L	2.670 NTU	169.5 mV	87.60 ft	0.008 PSU	120.0 ml/min
5/13/2026 11:07 AM	10:00	5.368 pH	18.48 °C	19.65 µS/cm	8.452 mg/L	1.690 NTU	165.0 mV	87.63 ft	0.008 PSU	120.0 ml/min
5/13/2026 11:12 AM	15:00	5.368 pH	18.54 °C	19.33 µS/cm	8.453 mg/L	1.330 NTU	160.9 mV	87.70 ft	0.008 PSU	120.0 ml/min
5/13/2026 11:17 AM	20:00	5.372 pH	18.45 °C	18.88 µS/cm	8.427 mg/L	1.990 NTU	157.3 mV	87.75 ft	0.007 PSU	120.0 ml/min
5/13/2026 11:22 AM	25:00	5.369 pH	18.79 °C	18.58 µS/cm	8.325 mg/L	1.500 NTU	156.2 mV	87.81 ft	0.007 PSU	120.0 ml/min
5/13/2026 11:27 AM	30:00	5.381 pH	18.91 °C	18.24 µS/cm	8.296 mg/L	1.410 NTU	154.9 mV	87.85 ft	0.007 PSU	120.0 ml/min

Samples

Sample ID:	Description:
GWC-5	Metals, Inorganics, Bicarbonate Alkalinity
FD-01	Metals, Inorganics, Bicarbonate Alkalinity

Created using VuSitu from In-Situ, Inc.

Field Instrumentation Calibration Form

Site Name: Plant Bowen

Date: 02/12/2026

Calibrated By: Kyle Rhyne

Field Conditions: 36/58 °F sunny

Instrument	Manufactuer/ Model	Serial Number
Water Quality Meter	AquaTroll 400	843,593
Turbidity Meter	Hach	25090D000134

Calibration Standard Information				
Parameter	**Standard**	**Lot #**	**Date of Expiration**	**Brand**
Specific Conductance (µS/cm)	4,490	24021650	09/2026	Atlanta Instrument Rental, Inc.
pH (SU)	4.00	24021650	09/2026	Atlanta Instrument Rental, Inc.
pH (SU)	7.00	24021711	09/2026	Atlanta Instrument Rental, Inc.
pH (SU)	10.00	24022784	09/2026	Atlanta Instrument Rental, Inc.
D.O. (%)	N/A	24021650	09/2026	Atlanta Instrument Rental, Inc.
ORP (mV)	228.0	24020598	09/2026	Atlanta Instrument Rental, Inc.

Calibration					
Time Start	08:30	**Time Finish**	08:55		
Parameter	**Standard**	**Calibration Value**	**Calibration Solution Temperature (°C)**	**Acceptance Criteria**	**Reference**
D.O. (%)	N/A	13.36	3.50	± 10%	NA
Specific Conductance (µS/cm)	4,490	4,890.00	3.35	± 10% of standard	EPA 2023
pH (SU)	4.00	4.08	3.32	± 0.1	GWMP
pH (SU)	7.00	7.12	4.99	± 0.1	GWMP
pH (SU)	10.00	10.18	5.58	± 0.1	GWMP
ORP (mV)	228.0	217.80	5.82	± 10	EPA 2023

	Standard	**Calibration Value**	**Acceptance Criteria**	**Reference**
Turbidity (NTU)	10.00	10.00	± 10% of standard	EPA 2023
	20.00	20.00		
	100.00	100.00		
	800.00	809.00		

Calibration Check					
Time Start	04:50	**Time Finish**	04:58		
Parameter	**Standard**	**Calibration Value**	**Calibration Solution Temperature (°C)**	**Acceptance Criteria**	**Reference**
Specific Conductance (µS/cm)	4,490	4,331.00	17.91	± 10% of standard	EPA 2023
pH (SU)	4.00	4.14	17.92	± 0.1	GWMP
pH (SU)	7.00	7.12	18.01	± 0.1	GWMP
pH (SU)	10.00	10.02	12.08	± 0.1	GWMP

	Standard	**Calibration Value**	**Acceptance Criteria**	**Reference**
Turbidity (NTU)	10.00	10.60	± 10% of standard	EPA 2023
	20.00	20.80		
	100.00	100.00		
	800.00	803.00		

Notes:

Start of Day:

End of Day:

Field Instrumentation Calibration Form

Site Name: Plant Bowen

Date: 02/12/2026

Calibrated By: Natalie Piparo

Field Conditions: H 58, L 35

Instrument	Manufactuer/ Model	Serial Number
Water Quality Meter	AquaTroll 400	1,197,755
Turbidity Meter	Hach	25100D000278

Calibration Standard Information				
Parameter	**Standard**	**Lot #**	**Date of Expiration**	**Brand**
Specific Conductance (µS/cm)	4,490	24021650	09/2026	Atlanta Instrument Rental, Inc.
pH (SU)	4.00	24021650	09/2026	Atlanta Instrument Rental, Inc.
pH (SU)	7.00	24021711	09/2026	Atlanta Instrument Rental, Inc.
pH (SU)	10.00	24022784	09/2026	Atlanta Instrument Rental, Inc.
D.O. (%)	N/A	24021650	09/2026	Atlanta Instrument Rental, Inc.
ORP (mV)	228.0	24020598	09/2026	Atlanta Instrument Rental, Inc.

Calibration					
Time Start	08:36	**Time Finish**	08:49		
Parameter	**Standard**	**Calibration Value**	**Calibration Solution Temperature (°C)**	**Acceptance Criteria**	**Reference**
D.O. (%)	N/A	99.11	17.82	± 10%	NA
Specific Conductance (µS/cm)	4,490	4,484.00	17.87	± 10% of standard	EPA 2023
pH (SU)	4.00	4.04	17.93	± 0.1	GWMP
pH (SU)	7.00	7.08	17.84	± 0.1	GWMP
pH (SU)	10.00	10.14	18.06	± 0.1	GWMP
ORP (mV)	228.0	220.20	17.65	± 10	EPA 2023

	Standard	**Calibration Value**	**Acceptance Criteria**	**Reference**
Turbidity (NTU)	10.00	10.00	± 10% of standard	EPA 2023
	20.00	20.10		
	100.00	98.60		
	800.00	791.00		

Calibration Check					
Time Start	16:51	**Time Finish**	16:59		
Parameter	**Standard**	**Calibration Value**	**Calibration Solution Temperature (°C)**	**Acceptance Criteria**	**Reference**
Specific Conductance (µS/cm)	4,490	4,313.00	13.37	± 10% of standard	EPA 2023
pH (SU)	4.00	4.19	17.27	± 0.1	GWMP
pH (SU)	7.00	7.20	17.62	± 0.1	GWMP
pH (SU)	10.00	10.24	18.09	± 0.1	GWMP

	Standard	**Calibration Value**	**Acceptance Criteria**	**Reference**
Turbidity (NTU)	10.00	10.20	± 10% of standard	EPA 2023
	20.00	20.10		
	100.00	99.90		
	800.00	794.00		

Notes:

Start of Day:

End of Day:

Field Instrumentation Calibration Form

Site Name: Plant Bowen

Date: 02/12/2026

Calibrated By: Ori Kimhi

Field Conditions: Sunny 36F

Instrument	Manufactuer/ Model	Serial Number
Water Quality Meter	AquaTroll 400	850,735
Turbidity Meter	Hach	15030C039579

Calibration Standard Information				
Parameter	**Standard**	**Lot #**	**Date of Expiration**	**Brand**
Specific Conductance (µS/cm)	4,490	24021650	09/2026	Atlanta Instrument Rental, Inc.
pH (SU)	4.00	24021650	09/2026	Atlanta Instrument Rental, Inc.
pH (SU)	7.00	24021711	09/2026	Atlanta Instrument Rental, Inc.
pH (SU)	10.00	24022784	09/2026	Atlanta Instrument Rental, Inc.
D.O. (%)	N/A	24021650	09/2026	Atlanta Instrument Rental, Inc.
ORP (mV)	228.0	24020598	09/2026	Atlanta Instrument Rental, Inc.

Calibration					
Time Start	08:35	**Time Finish**	08:50		
Parameter	**Standard**	**Calibration Value**	**Calibration Solution Temperature (°C)**	**Acceptance Criteria**	**Reference**
D.O. (%)	N/A	99.61	15.07	± 10%	NA
Specific Conductance (µS/cm)	4,490	4,417.00	11.24	± 10% of standard	EPA 2023
pH (SU)	4.00	3.92	10.26	± 0.1	GWMP
pH (SU)	7.00	7.05	10.39	± 0.1	GWMP
pH (SU)	10.00	10.17	9.61	± 0.1	GWMP
ORP (mV)	228.0	228.30	11.43	± 10	EPA 2023

	Standard	**Calibration Value**	**Acceptance Criteria**	**Reference**
Turbidity (NTU)	10.00	9.43	± 10% of standard	EPA 2023
	20.00	19.10		
	100.00	98.90		
	800.00	775.00		

Calibration Check					
Time Start	15:15	**Time Finish**	15:25		
Parameter	**Standard**	**Calibration Value**	**Calibration Solution Temperature (°C)**	**Acceptance Criteria**	**Reference**
Specific Conductance (µS/cm)	4,490	4,554.00	16.11	± 10% of standard	EPA 2023
pH (SU)	4.00	4.15	16.44	± 0.1	GWMP
pH (SU)	7.00	7.12	15.84	± 0.1	GWMP
pH (SU)	10.00	10.06	15.12	± 0.1	GWMP

	Standard	**Calibration Value**	**Acceptance Criteria**	**Reference**
Turbidity (NTU)	10.00	9.71	± 10% of standard	EPA 2023
	20.00	20.30		
	100.00	106.00		
	800.00	805.00		

Notes:

Start of Day:

End of Day:

Field Instrumentation Calibration Form

Site Name: Plant Bowen

Date: 02/12/2026

Calibrated By: Shannon Northen

Field Conditions: 58°/ 35°

Instrument	Manufactuer/ Model	Serial Number
Water Quality Meter	AquaTroll 400	1,202,788
Turbidity Meter	Hach	25090D000152

Calibration Standard Information				
Parameter	**Standard**	**Lot #**	**Date of Expiration**	**Brand**
Specific Conductance (µS/cm)	4,490	24021650	09/2026	Atlanta Instrument Rental, Inc.
pH (SU)	4.00	24021650	09/2026	Atlanta Instrument Rental, Inc.
pH (SU)	7.00	24021711	09/2026	Atlanta Instrument Rental, Inc.
pH (SU)	10.00	24022784	09/2026	Atlanta Instrument Rental, Inc.
D.O. (%)	N/A	24021650	09/2026	Atlanta Instrument Rental, Inc.
ORP (mV)	228.0	24020598	09/2026	Atlanta Instrument Rental, Inc.

Calibration					
Time Start	08:44	**Time Finish**	08:54		
Parameter	**Standard**	**Calibration Value**	**Calibration Solution Temperature (°C)**	**Acceptance Criteria**	**Reference**
D.O. (%)	N/A	98.61	18.81	± 10%	NA
Specific Conductance (µS/cm)	4,490	4,535.00	18.52	± 10% of standard	EPA 2023
pH (SU)	4.00	4.00	18.37	± 0.1	GWMP
pH (SU)	7.00	7.03	18.33	± 0.1	GWMP
pH (SU)	10.00	10.06	18.12	± 0.1	GWMP
ORP (mV)	228.0	225.80	17.99	± 10	EPA 2023

	Standard	Calibration Value	Acceptance Criteria	Reference
Turbidity (NTU)	10.00	10.30	± 10% of standard	EPA 2023
	20.00	20.30		
	100.00	98.90		
	800.00	798.00		

Calibration Check					
Time Start	15:29	**Time Finish**	15:37		
Parameter	**Standard**	**Calibration Value**	**Calibration Solution Temperature (°C)**	**Acceptance Criteria**	**Reference**
Specific Conductance (µS/cm)	4,490	4,482.00	25.58	± 10% of standard	EPA 2023
pH (SU)	4.00	4.04	25.55	± 0.1	GWMP
pH (SU)	7.00	7.02	25.93	± 0.1	GWMP
pH (SU)	10.00	10.12	26.44	± 0.1	GWMP

	Standard	Calibration Value	Acceptance Criteria	Reference
Turbidity (NTU)	10.00	10.20	± 10% of standard	EPA 2023
	20.00	20.30		
	100.00	99.40		
	800.00	794.00		

Notes:

Start of Day:

End of Day:

Field Instrumentation Calibration Form

Site Name: Plant Bowen

Date: 02/13/2026

Calibrated By: Kyle Rhyne

Field Conditions: 36/60 °F, clear

Instrument	Manufactuer/ Model	Serial Number
Water Quality Meter	AquaTroll 400	843,593
Turbidity Meter	Hach	25090D000134

Calibration Standard Information				
Parameter	**Standard**	**Lot #**	**Date of Expiration**	**Brand**
Specific Conductance (µS/cm)	4,490	24021650	09/2026	Atlanta Instrument Rental, Inc.
pH (SU)	4.00	24021650	09/2026	Atlanta Instrument Rental, Inc.
pH (SU)	7.00	24021711	09/2026	Atlanta Instrument Rental, Inc.
pH (SU)	10.00	24022784	09/2026	Atlanta Instrument Rental, Inc.
D.O. (%)	N/A	24021650	09/2026	Atlanta Instrument Rental, Inc.
ORP (mV)	228.0	24020598	09/2026	Atlanta Instrument Rental, Inc.

Calibration					
Time Start	08:33	**Time Finish**	08:49		
Parameter	**Standard**	**Calibration Value**	**Calibration Solution Temperature (°C)**	**Acceptance Criteria**	**Reference**
D.O. (%)	N/A	13.08	4.16	± 10%	NA
Specific Conductance (µS/cm)	4,490	4,413.00	4.07	± 10% of standard	EPA 2023
pH (SU)	4.00	3.98	4.05	± 0.1	GWMP
pH (SU)	7.00	7.05	4.99	± 0.1	GWMP
pH (SU)	10.00	9.97	5.20	± 0.1	GWMP
ORP (mV)	228.0	231.60	4.89	± 10	EPA 2023

	Standard	**Calibration Value**	**Acceptance Criteria**	**Reference**
Turbidity (NTU)	10.00	10.10	± 10% of standard	EPA 2023
	20.00	20.30		
	100.00	99.70		
	800.00	810.00		

Calibration Check					
Time Start	12:30	**Time Finish**	12:40		
Parameter	**Standard**	**Calibration Value**	**Calibration Solution Temperature (°C)**	**Acceptance Criteria**	**Reference**
Specific Conductance (µS/cm)	4,490	4,285.00	15.53	± 10% of standard	EPA 2023
pH (SU)	4.00	4.14	15.48	± 0.1	GWMP
pH (SU)	7.00	7.10	15.08	± 0.1	GWMP
pH (SU)	10.00	10.14	14.52	± 0.1	GWMP

	Standard	**Calibration Value**	**Acceptance Criteria**	**Reference**
Turbidity (NTU)	10.00	10.40	± 10% of standard	EPA 2023
	20.00	20.20		
	100.00	98.90		
	800.00	801.00		

Notes:

Started 1-point calibration with pH. Completed it then did the 3-point right after.

End of Day:

Field Instrumentation Calibration Form

Site Name: Plant Bowen

Date: 02/13/2026

Calibrated By: Ori Kimhi

Field Conditions: Mostly Cloudy

Instrument	Manufactuer/ Model	Serial Number
Water Quality Meter	AquaTroll 400	850,735
Turbidity Meter	Hach	15030C039579

Calibration Standard Information				
Parameter	**Standard**	**Lot #**	**Date of Expiration**	**Brand**
Specific Conductance (µS/cm)	4,490	24021650	09/2026	Atlanta Instrument Rental, Inc.
pH (SU)	4.00	24021650	09/2026	Atlanta Instrument Rental, Inc.
pH (SU)	7.00	24021711	09/2026	Atlanta Instrument Rental, Inc.
pH (SU)	10.00	24022784	09/2026	Atlanta Instrument Rental, Inc.
D.O. (%)	N/A	24021650	09/2026	Atlanta Instrument Rental, Inc.
ORP (mV)	228.0	24020598	09/2026	Atlanta Instrument Rental, Inc.

Calibration					
Time Start	08:30	**Time Finish**	08:45		
Parameter	**Standard**	**Calibration Value**	**Calibration Solution Temperature (°C)**	**Acceptance Criteria**	**Reference**
D.O. (%)	N/A	100.60	15.27	± 10%	NA
Specific Conductance (µS/cm)	4,490	4,567.00	15.12	± 10% of standard	EPA 2023
pH (SU)	4.00	4.05	14.94	± 0.1	GWMP
pH (SU)	7.00	7.05	14.63	± 0.1	GWMP
pH (SU)	10.00	10.10	14.49	± 0.1	GWMP
ORP (mV)	228.0	230.00	14.13	± 10	EPA 2023

	Standard	Calibration Value	Acceptance Criteria	Reference
Turbidity (NTU)	10.00	9.49	± 10% of standard	EPA 2023
	20.00	19.80		
	100.00	104.00		
	800.00	788.00		

Calibration Check					
Time Start	11:30	**Time Finish**	11:40		
Parameter	**Standard**	**Calibration Value**	**Calibration Solution Temperature (°C)**	**Acceptance Criteria**	**Reference**
Specific Conductance (µS/cm)	4,490	4,465.00	12.76	± 10% of standard	EPA 2023
pH (SU)	4.00	4.11	12.76	± 0.1	GWMP
pH (SU)	7.00	7.10	12.99	± 0.1	GWMP
pH (SU)	10.00	10.06	12.85	± 0.1	GWMP

	Standard	Calibration Value	Acceptance Criteria	Reference
Turbidity (NTU)	10.00	10.00	± 10% of standard	EPA 2023
	20.00	19.80		
	100.00	97.70		
	800.00	780.00		

Notes:

Start of Day:

End of Day:

Field Instrumentation Calibration Form

Site Name: Plant Bowen

Date: 02/13/2026

Calibrated By: Shannon Northen

Field Conditions: 61°/ 35°

Instrument	Manufactuer/ Model	Serial Number
Water Quality Meter	AquaTroll 400	1,202,788
Turbidity Meter	Hach	25090D000152

Calibration Standard Information				
Parameter	**Standard**	**Lot #**	**Date of Expiration**	**Brand**
Specific Conductance (µS/cm)	4,490	24021650	09/2026	Atlanta Instrument Rental, Inc.
pH (SU)	4.00	24021650	09/2026	Atlanta Instrument Rental, Inc.
pH (SU)	7.00	24021711	09/2026	Atlanta Instrument Rental, Inc.
pH (SU)	10.00	24022784	09/2026	Atlanta Instrument Rental, Inc.
D.O. (%)	N/A	24021650	09/2026	Atlanta Instrument Rental, Inc.
ORP (mV)	228.0	24020598	09/2026	Atlanta Instrument Rental, Inc.

Calibration					
Time Start	08:29	**Time Finish**	08:42		
Parameter	**Standard**	**Calibration Value**	**Calibration Solution Temperature (°C)**	**Acceptance Criteria**	**Reference**
D.O. (%)	N/A	102.50	17.45	± 10%	NA
Specific Conductance (µS/cm)	4,490	4,522.00	16.99	± 10% of standard	EPA 2023
pH (SU)	4.00	4.00	16.94	± 0.1	GWMP
pH (SU)	7.00	7.05	17.04	± 0.1	GWMP
pH (SU)	10.00	10.11	17.14	± 0.1	GWMP
ORP (mV)	228.0	228.70	16.90	± 10	EPA 2023

	Standard	Calibration Value	Acceptance Criteria	Reference
Turbidity (NTU)	10.00	10.20	± 10% of standard	EPA 2023
	20.00	20.30		
	100.00	99.30		
	800.00	793.00		

Calibration Check					
Time Start	12:33	**Time Finish**	12:40		
Parameter	**Standard**	**Calibration Value**	**Calibration Solution Temperature (°C)**	**Acceptance Criteria**	**Reference**
Specific Conductance (µS/cm)	4,490	4,469.00	17.69	± 10% of standard	EPA 2023
pH (SU)	4.00	4.05	14.19	± 0.1	GWMP
pH (SU)	7.00	7.04	17.77	± 0.1	GWMP
pH (SU)	10.00	10.10	17.88	± 0.1	GWMP

	Standard	Calibration Value	Acceptance Criteria	Reference
Turbidity (NTU)	10.00	10.30	± 10% of standard	EPA 2023
	20.00	20.40		
	100.00	99.30		
	800.00	801.00		

Notes:

Start of Day:

End of Day:

Field Instrumentation Calibration Form

Site Name: Plant Bowen

Date: 02/16/2026

Calibrated By: Kyle Rhyne

Field Conditions: 65/44 °F, sunny

Instrument	Manufactuer/ Model	Serial Number
Water Quality Meter	AquaTroll 400	843,593
Turbidity Meter	Hach	25090D000134

Calibration Standard Information				
Parameter	**Standard**	**Lot #**	**Date of Expiration**	**Brand**
Specific Conductance (µS/cm)	4,490	24021650	09/2026	Atlanta Instrument Rental, Inc.
pH (SU)	4.00	24021650	09/2026	Atlanta Instrument Rental, Inc.
pH (SU)	7.00	24021711	09/2026	Atlanta Instrument Rental, Inc.
pH (SU)	10.00	24022784	09/2026	Atlanta Instrument Rental, Inc.
D.O. (%)	N/A	24021650	09/2026	Atlanta Instrument Rental, Inc.
ORP (mV)	228.0	24020598	09/2026	Atlanta Instrument Rental, Inc.

Calibration					
Time Start	10:49	**Time Finish**	11:06		
Parameter	**Standard**	**Calibration Value**	**Calibration Solution Temperature (°C)**	**Acceptance Criteria**	**Reference**
D.O. (%)	N/A	104.50	12.46	± 10%	NA
Specific Conductance (µS/cm)	4,490	4,415.00	12.40	± 10% of standard	EPA 2023
pH (SU)	4.00	4.05	12.49	± 0.1	GWMP
pH (SU)	7.00	7.03	12.08	± 0.1	GWMP
pH (SU)	10.00	10.08	11.63	± 0.1	GWMP
ORP (mV)	228.0	217.20	11.28	± 10	EPA 2023

	Standard	**Calibration Value**	**Acceptance Criteria**	**Reference**
Turbidity (NTU)	10.00	10.10	± 10% of standard	EPA 2023
	20.00	20.20		
	100.00	100.00		
	800.00	802.00		

Calibration Check					
Time Start	03:41	**Time Finish**	03:47		
Parameter	**Standard**	**Calibration Value**	**Calibration Solution Temperature (°C)**	**Acceptance Criteria**	**Reference**
Specific Conductance (µS/cm)	4,490	4,350.00	24.88	± 10% of standard	EPA 2023
pH (SU)	4.00	4.10	24.75	± 0.1	GWMP
pH (SU)	7.00	7.13	24.06	± 0.1	GWMP
pH (SU)	10.00	10.04	24.36	± 0.1	GWMP

	Standard	**Calibration Value**	**Acceptance Criteria**	**Reference**
Turbidity (NTU)	10.00	10.20	± 10% of standard	EPA 2023
	20.00	20.60		
	100.00	103.00		
	800.00	788.00		

Notes:

Start of Day:

End of Day:

Field Instrumentation Calibration Form

Site Name: Plant Bowen

Date: 02/16/2026

Calibrated By: Natalie Piparo

Field Conditions: H 67, L47

Instrument	Manufactuer/ Model	Serial Number
Water Quality Meter	AquaTroll 400	1,197,755
Turbidity Meter	Hach	25100D000278

Calibration Standard Information				
Parameter	**Standard**	**Lot #**	**Date of Expiration**	**Brand**
Specific Conductance (µS/cm)	4,490	24021650	09/2026	Atlanta Instrument Rental, Inc.
pH (SU)	4.00	24021650	09/2026	Atlanta Instrument Rental, Inc.
pH (SU)	7.00	24021711	09/2026	Atlanta Instrument Rental, Inc.
pH (SU)	10.00	24022784	09/2026	Atlanta Instrument Rental, Inc.
D.O. (%)	N/A	24021650	09/2026	Atlanta Instrument Rental, Inc.
ORP (mV)	228.0	24020598	09/2026	Atlanta Instrument Rental, Inc.

Calibration					
Time Start	08:26	**Time Finish**	09:01		
Parameter	**Standard**	**Calibration Value**	**Calibration Solution Temperature (°C)**	**Acceptance Criteria**	**Reference**
D.O. (%)	N/A	98.28	15.96	± 10%	NA
Specific Conductance (µS/cm)	4,490	4,494.00	16.55	± 10% of standard	EPA 2023
pH (SU)	4.00	4.01	16.14	± 0.1	GWMP
pH (SU)	7.00	7.06	16.04	± 0.1	GWMP
pH (SU)	10.00	10.12	15.83	± 0.1	GWMP
ORP (mV)	228.0	228.90	15.42	± 10	EPA 2023

	Standard	Calibration Value	Acceptance Criteria	Reference
Turbidity (NTU)	10.00	10.20	± 10% of standard	EPA 2023
	20.00	20.10		
	100.00	99.60		
	800.00	803.00		

Calibration Check					
Time Start	15:40	**Time Finish**	15:48		
Parameter	**Standard**	**Calibration Value**	**Calibration Solution Temperature (°C)**	**Acceptance Criteria**	**Reference**
Specific Conductance (µS/cm)	4,490	4,385.00	23.35	± 10% of standard	EPA 2023
pH (SU)	4.00	4.21	23.33	± 0.1	GWMP
pH (SU)	7.00	7.21	23.37	± 0.1	GWMP
pH (SU)	10.00	10.22	24.65	± 0.1	GWMP

	Standard	Calibration Value	Acceptance Criteria	Reference
Turbidity (NTU)	10.00	9.94	± 10% of standard	EPA 2023
	20.00	19.90		
	100.00	99.60		
	800.00	796.00		

Notes:

Start of Day:

End of Day:

Field Instrumentation Calibration Form

Site Name: Plant Bowen

Date: 02/16/2026

Calibrated By: Ori Kimhi

Field Conditions: Sunny 47F

Instrument	Manufactuer/ Model	Serial Number
Water Quality Meter	AquaTroll 400	850,735
Turbidity Meter	Hach	15030C039579

Calibration Standard Information				
Parameter	**Standard**	**Lot #**	**Date of Expiration**	**Brand**
Specific Conductance (µS/cm)	4,490	24021650	09/2026	Atlanta Instrument Rental, Inc.
pH (SU)	4.00	24021650	09/2026	Atlanta Instrument Rental, Inc.
pH (SU)	7.00	24021711	09/2026	Atlanta Instrument Rental, Inc.
pH (SU)	10.00	24022784	09/2026	Atlanta Instrument Rental, Inc.
D.O. (%)	N/A	24021650	09/2026	Atlanta Instrument Rental, Inc.
ORP (mV)	228.0	24020598	09/2026	Atlanta Instrument Rental, Inc.

Calibration					
Time Start	08:40	**Time Finish**	08:55		
Parameter	**Standard**	**Calibration Value**	**Calibration Solution Temperature (°C)**	**Acceptance Criteria**	**Reference**
D.O. (%)	N/A	99.60	16.30	± 10%	NA
Specific Conductance (µS/cm)	4,490	4,349.00	16.25	± 10% of standard	EPA 2023
pH (SU)	4.00	4.13	16.20	± 0.1	GWMP
pH (SU)	7.00	7.08	16.06	± 0.1	GWMP
pH (SU)	10.00	10.13	15.88	± 0.1	GWMP
ORP (mV)	228.0	224.40	15.80	± 10	EPA 2023

	Standard	Calibration Value	Acceptance Criteria	Reference
Turbidity (NTU)	10.00	9.33	± 10% of standard	EPA 2023
	20.00	19.80		
	100.00	103.00		
	800.00	745.00		

Calibration Check					
Time Start	15:38	**Time Finish**	15:45		
Parameter	**Standard**	**Calibration Value**	**Calibration Solution Temperature (°C)**	**Acceptance Criteria**	**Reference**
Specific Conductance (µS/cm)	4,490	4,405.00	21.24	± 10% of standard	EPA 2023
pH (SU)	4.00	4.12	21.15	± 0.1	GWMP
pH (SU)	7.00	7.14	19.28	± 0.1	GWMP
pH (SU)	10.00	10.06	18.57	± 0.1	GWMP

	Standard	Calibration Value	Acceptance Criteria	Reference
Turbidity (NTU)	10.00	9.87	± 10% of standard	EPA 2023
	20.00	20.00		
	100.00	97.00		
	800.00	784.00		

Notes:

Start of Day:

End of Day:

Field Instrumentation Calibration Form

Site Name: Plant Bowen

Date: 02/16/2026

Calibrated By: Shannon Northen

Field Conditions: 67°/ 47°

Instrument	Manufactuer/ Model	Serial Number
Water Quality Meter	AquaTroll 400	1,202,788
Turbidity Meter	Hach	25090D00152

Calibration Standard Information				
Parameter	**Standard**	**Lot #**	**Date of Expiration**	**Brand**
Specific Conductance (µS/cm)	4,490	24021650	09/2026	Atlanta Instrument Rental, Inc.
pH (SU)	4.00	24021650	09/2026	Atlanta Instrument Rental, Inc.
pH (SU)	7.00	24021711	09/2026	Atlanta Instrument Rental, Inc.
pH (SU)	10.00	24022784	09/2026	Atlanta Instrument Rental, Inc.
D.O. (%)	N/A	24021650	09/2026	Atlanta Instrument Rental, Inc.
ORP (mV)	228.0	24020598	09/2026	Atlanta Instrument Rental, Inc.

Calibration					
Time Start	08:31	**Time Finish**	08:50		
Parameter	**Standard**	**Calibration Value**	**Calibration Solution Temperature (°C)**	**Acceptance Criteria**	**Reference**
D.O. (%)	N/A	96.23	20.55	± 10%	NA
Specific Conductance (µS/cm)	4,490	4,403.00	19.62	± 10% of standard	EPA 2023
pH (SU)	4.00	3.90	19.57	± 0.1	GWMP
pH (SU)	7.00	7.02	19.42	± 0.1	GWMP
pH (SU)	10.00	9.87	19.14	± 0.1	GWMP
ORP (mV)	228.0	223.80	19.14	± 10	EPA 2023

	Standard	**Calibration Value**	**Acceptance Criteria**	**Reference**
Turbidity (NTU)	10.00	10.30	± 10% of standard	EPA 2023
	20.00	20.30		
	100.00	99.90		
	800.00	800.00		

Calibration Check					
Time Start	16:33	**Time Finish**	16:40		
Parameter	**Standard**	**Calibration Value**	**Calibration Solution Temperature (°C)**	**Acceptance Criteria**	**Reference**
Specific Conductance (µS/cm)	4,490	4,391.00	32.94	± 10% of standard	EPA 2023
pH (SU)	4.00	4.07	32.88	± 0.1	GWMP
pH (SU)	7.00	6.07	33.13	± 0.1	GWMP
pH (SU)	10.00	10.12	33.60	± 0.1	GWMP

	Standard	**Calibration Value**	**Acceptance Criteria**	**Reference**
Turbidity (NTU)	10.00	10.20	± 10% of standard	EPA 2023
	20.00	20.30		
	100.00	101.00		
	800.00	792.00		

Notes:

Start of Day:

End of Day:

Field Instrumentation Calibration Form

Site Name: Plant Bowen

Date: 02/17/2026

Calibrated By: Kyle Rhyne

Field Conditions: 68/39°F, clear

Instrument	Manufactuer/ Model	Serial Number
Water Quality Meter	AquaTroll 400	843,593
Turbidity Meter	Hach	25090D00134

Calibration Standard Information				
Parameter	**Standard**	**Lot #**	**Date of Expiration**	**Brand**
Specific Conductance (µS/cm)	4,490	24021650	09/2026	Atlanta Instrument Rental, Inc.
pH (SU)	4.00	24021650	09/2026	Atlanta Instrument Rental, Inc.
pH (SU)	7.00	24021711	09/2026	Atlanta Instrument Rental, Inc.
pH (SU)	10.00	24022784	09/2026	Atlanta Instrument Rental, Inc.
D.O. (%)	N/A	24021650	09/2026	Atlanta Instrument Rental, Inc.
ORP (mV)	228.0	24020598	09/2026	Atlanta Instrument Rental, Inc.

Calibration					
Time Start	08:24	**Time Finish**	08:45		
Parameter	**Standard**	**Calibration Value**	**Calibration Solution Temperature (°C)**	**Acceptance Criteria**	**Reference**
D.O. (%)	N/A	88.54	6.59	± 10%	NA
Specific Conductance (µS/cm)	4,490	4,462.00	6.48	± 10% of standard	EPA 2023
pH (SU)	4.00	4.03	6.20	± 0.1	GWMP
pH (SU)	7.00	7.10	7.20	± 0.1	GWMP
pH (SU)	10.00	10.22	7.70	± 0.1	GWMP
ORP (mV)	228.0	230.20	7.90	± 10	EPA 2023

	Standard	Calibration Value	Acceptance Criteria	Reference
Turbidity (NTU)	10.00	9.96	± 10% of standard	EPA 2023
	20.00	20.00		
	100.00	99.80		
	800.00	809.00		

Calibration Check					
Time Start	03:36	**Time Finish**	03:45		
Parameter	**Standard**	**Calibration Value**	**Calibration Solution Temperature (°C)**	**Acceptance Criteria**	**Reference**
Specific Conductance (µS/cm)	4,490	4,230.00	28.03	± 10% of standard	EPA 2023
pH (SU)	4.00	4.03	28.01	± 0.1	GWMP
pH (SU)	7.00	7.11	27.46	± 0.1	GWMP
pH (SU)	10.00	10.14	27.27	± 0.1	GWMP

	Standard	Calibration Value	Acceptance Criteria	Reference
Turbidity (NTU)	10.00	10.10	± 10% of standard	EPA 2023
	20.00	20.00		
	100.00	100.00		
	800.00	808.00		

Notes:

Start of Day:

End of Day:

Field Instrumentation Calibration Form

Site Name: Plant Bowen

Date: 02/17/2026

Calibrated By: Natalie Piparo

Field Conditions: H 69, L41

Instrument	Manufactuer/ Model	Serial Number
Water Quality Meter	AquaTroll 400	1,197,755
Turbidity Meter	Hach	25100D000278

Calibration Standard Information				
Parameter	**Standard**	**Lot #**	**Date of Expiration**	**Brand**
Specific Conductance (µS/cm)	4,490	24021650	09/2026	Atlanta Instrument Rental, Inc.
pH (SU)	4.00	24021650	09/2026	Atlanta Instrument Rental, Inc.
pH (SU)	7.00	24021711	09/2026	Atlanta Instrument Rental, Inc.
pH (SU)	10.00	24022784	09/2026	Atlanta Instrument Rental, Inc.
D.O. (%)	N/A	24021650	09/2026	Atlanta Instrument Rental, Inc.
ORP (mV)	228.0	24020598	09/2026	Atlanta Instrument Rental, Inc.

Calibration					
Time Start	08:28	**Time Finish**	08:44		
Parameter	**Standard**	**Calibration Value**	**Calibration Solution Temperature (°C)**	**Acceptance Criteria**	**Reference**
D.O. (%)	N/A	101.50	18.96	± 10%	NA
Specific Conductance (µS/cm)	4,490	4,490.00	18.91	± 10% of standard	EPA 2023
pH (SU)	4.00	4.02	18.85	± 0.1	GWMP
pH (SU)	7.00	7.04	18.87	± 0.1	GWMP
pH (SU)	10.00	10.10	18.83	± 0.1	GWMP
ORP (mV)	228.0	220.70	18.69	± 10	EPA 2023

	Standard	Calibration Value	Acceptance Criteria	Reference
Turbidity (NTU)	10.00	10.10	± 10% of standard	EPA 2023
	20.00	20.30		
	100.00	100.00		
	800.00	800.00		

Calibration Check					
Time Start	15:45	**Time Finish**	15:51		
Parameter	**Standard**	**Calibration Value**	**Calibration Solution Temperature (°C)**	**Acceptance Criteria**	**Reference**
Specific Conductance (µS/cm)	4,490	4,474.00	24.51	± 10% of standard	EPA 2023
pH (SU)	4.00	4.13	24.52	± 0.1	GWMP
pH (SU)	7.00	7.23	24.73	± 0.1	GWMP
pH (SU)	10.00	10.17	25.28	± 0.1	GWMP

	Standard	Calibration Value	Acceptance Criteria	Reference
Turbidity (NTU)	10.00	10.10	± 10% of standard	EPA 2023
	20.00	20.30		
	100.00	100.00		
	800.00	800.00		

Notes:

Start of Day:

End of Day:

Field Instrumentation Calibration Form

Site Name: Plant Bowen

Date: 02/17/2026

Calibrated By: Ori Kimhi

Field Conditions: Sunny 44F

Instrument	Manufactuer/ Model	Serial Number
Water Quality Meter	AquaTroll 400	850,735
Turbidity Meter	Hach	15030C039579

Calibration Standard Information				
Parameter	**Standard**	**Lot #**	**Date of Expiration**	**Brand**
Specific Conductance (µS/cm)	4,490	24021650	09/2026	Atlanta Instrument Rental, Inc.
pH (SU)	4.00	24021650	09/2026	Atlanta Instrument Rental, Inc.
pH (SU)	7.00	24021711	09/2026	Atlanta Instrument Rental, Inc.
pH (SU)	10.00	24022784	09/2026	Atlanta Instrument Rental, Inc.
D.O. (%)	N/A	24021650	09/2026	Atlanta Instrument Rental, Inc.
ORP (mV)	228.0	24020598	09/2026	Atlanta Instrument Rental, Inc.

Calibration					
Time Start	08:20	**Time Finish**	08:35		
Parameter	**Standard**	**Calibration Value**	**Calibration Solution Temperature (°C)**	**Acceptance Criteria**	**Reference**
D.O. (%)	N/A	100.40	16.02	± 10%	NA
Specific Conductance (µS/cm)	4,490	4,438.00	16.07	± 10% of standard	EPA 2023
pH (SU)	4.00	4.02	16.11	± 0.1	GWMP
pH (SU)	7.00	7.09	16.12	± 0.1	GWMP
pH (SU)	10.00	10.14	16.20	± 0.1	GWMP
ORP (mV)	228.0	226.20	15.97	± 10	EPA 2023

	Standard	**Calibration Value**	**Acceptance Criteria**	**Reference**
Turbidity (NTU)	10.00	9.49	± 10% of standard	EPA 2023
	20.00	19.10		
	100.00	101.00		
	800.00	793.00		

Calibration Check					
Time Start	16:47	**Time Finish**	15:45		
Parameter	**Standard**	**Calibration Value**	**Calibration Solution Temperature (°C)**	**Acceptance Criteria**	**Reference**
Specific Conductance (µS/cm)	4,490	4,643.00	23.23	± 10% of standard	EPA 2023
pH (SU)	4.00	4.05	23.38	± 0.1	GWMP
pH (SU)	7.00	7.05	23.93	± 0.1	GWMP
pH (SU)	10.00	10.02	23.71	± 0.1	GWMP

	Standard	**Calibration Value**	**Acceptance Criteria**	**Reference**
Turbidity (NTU)	10.00	10.10	± 10% of standard	EPA 2023
	20.00	21.10		
	100.00	102.00		
	800.00	798.00		

Notes:

Start of Day:

End of Day:

Field Instrumentation Calibration Form

Site Name: Plant Bowen

Date: 02/17/2026

Calibrated By: Shannon Northen

Field Conditions: 69°/ 40°

Instrument	Manufactuer/ Model	Serial Number
Water Quality Meter	AquaTroll 400	1,202,788
Turbidity Meter	Hach	25090D000152

Calibration Standard Information				
Parameter	**Standard**	**Lot #**	**Date of Expiration**	**Brand**
Specific Conductance (µS/cm)	4,490	24021650	09/2026	Atlanta Instrument Rental, Inc.
pH (SU)	4.00	24021650	09/2026	Atlanta Instrument Rental, Inc.
pH (SU)	7.00	24021711	09/2026	Atlanta Instrument Rental, Inc.
pH (SU)	10.00	24022784	09/2026	Atlanta Instrument Rental, Inc.
D.O. (%)	N/A	24021650	09/2026	Atlanta Instrument Rental, Inc.
ORP (mV)	228.0	24020598	09/2026	Atlanta Instrument Rental, Inc.

Calibration					
Time Start	08:23	**Time Finish**	08:27		
Parameter	**Standard**	**Calibration Value**	**Calibration Solution Temperature (°C)**	**Acceptance Criteria**	**Reference**
D.O. (%)	N/A	101.50	17.79	± 10%	NA
Specific Conductance (µS/cm)	4,490	4,448.00	17.59	± 10% of standard	EPA 2023
pH (SU)	4.00	3.90	17.52	± 0.1	GWMP
pH (SU)	7.00	6.90	17.48	± 0.1	GWMP
pH (SU)	10.00	9.88	17.96	± 0.1	GWMP
ORP (mV)	228.0	227.90	17.82	± 10	EPA 2023

	Standard	**Calibration Value**	**Acceptance Criteria**	**Reference**
Turbidity (NTU)	10.00	10.30	± 10% of standard	EPA 2023
	20.00	20.20		
	100.00	99.80		
	800.00	807.00		

Calibration Check					
Time Start	16:35	**Time Finish**	16:45		
Parameter	**Standard**	**Calibration Value**	**Calibration Solution Temperature (°C)**	**Acceptance Criteria**	**Reference**
Specific Conductance (µS/cm)	4,490	4,547.00	25.43	± 10% of standard	EPA 2023
pH (SU)	4.00	4.01	26.36	± 0.1	GWMP
pH (SU)	7.00	6.97	25.26	± 0.1	GWMP
pH (SU)	10.00	10.14	24.86	± 0.1	GWMP

	Standard	**Calibration Value**	**Acceptance Criteria**	**Reference**
Turbidity (NTU)	10.00	10.20	± 10% of standard	EPA 2023
	20.00	20.30		
	100.00	99.90		
	800.00	798.00		

Notes:

Start of Day:

End of Day:

Field Instrumentation Calibration Form

Site Name: Plant Bowen

Date: 02/18/2026

Calibrated By: Kyle Rhyne

Field Conditions: 50/69 °F, cloudy

Instrument	Manufactuer/ Model	Serial Number
Water Quality Meter	AquaTroll 400	843,593
Turbidity Meter	Hach	25090D00134

Calibration Standard Information				
Parameter	**Standard**	**Lot #**	**Date of Expiration**	**Brand**
Specific Conductance (µS/cm)	4,490	24021650	09/2026	Atlanta Instrument Rental, Inc.
pH (SU)	4.00	24021650	09/2026	Atlanta Instrument Rental, Inc.
pH (SU)	7.00	24021711	09/2026	Atlanta Instrument Rental, Inc.
pH (SU)	10.00	24022784	09/2026	Atlanta Instrument Rental, Inc.
D.O. (%)	N/A	24021650	09/2026	Atlanta Instrument Rental, Inc.
ORP (mV)	228.0	24020598	09/2026	Atlanta Instrument Rental, Inc.

Calibration					
Time Start	08:35	**Time Finish**	08:48		
Parameter	**Standard**	**Calibration Value**	**Calibration Solution Temperature (°C)**	**Acceptance Criteria**	**Reference**
D.O. (%)	N/A	102.00	9.72	± 10%	NA
Specific Conductance (µS/cm)	4,490	4,480.00	9.75	± 10% of standard	EPA 2023
pH (SU)	4.00	3.99	9.74	± 0.1	GWMP
pH (SU)	7.00	7.05	9.94	± 0.1	GWMP
pH (SU)	10.00	10.09	10.13	± 0.1	GWMP
ORP (mV)	228.0	224.00	10.22	± 10	EPA 2023

	Standard	Calibration Value	Acceptance Criteria	Reference
Turbidity (NTU)	10.00	10.30	± 10% of standard	EPA 2023
	20.00	20.30		
	100.00	100.00		
	800.00	809.00		

Calibration Check					
Time Start	04:22	**Time Finish**	04:37		
Parameter	**Standard**	**Calibration Value**	**Calibration Solution Temperature (°C)**	**Acceptance Criteria**	**Reference**
Specific Conductance (µS/cm)	4,490	4,361.00	18.72	± 10% of standard	EPA 2023
pH (SU)	4.00	4.08	18.70	± 0.1	GWMP
pH (SU)	7.00	7.06	18.65	± 0.1	GWMP
pH (SU)	10.00	10.18	18.62	± 0.1	GWMP

	Standard	Calibration Value	Acceptance Criteria	Reference
Turbidity (NTU)	10.00	10.40	± 10% of standard	EPA 2023
	20.00	20.50		
	100.00	100.00		
	800.00	796.00		

Notes:

Start of Day:

End of Day:

Field Instrumentation Calibration Form

Site Name: Plant Bowen

Date: 02/18/2026

Calibrated By: Natalie Piparo

Field Conditions: H 69, L49

Instrument	Manufactuer/ Model	Serial Number
Water Quality Meter	AquaTroll 400	1,197,755
Turbidity Meter	Hach	25100D000278

Calibration Standard Information				
Parameter	**Standard**	**Lot #**	**Date of Expiration**	**Brand**
Specific Conductance (µS/cm)	4,490	24021650	09/2026	Atlanta Instrument Rental, Inc.
pH (SU)	4.00	24021650	09/2026	Atlanta Instrument Rental, Inc.
pH (SU)	7.00	24021711	09/2026	Atlanta Instrument Rental, Inc.
pH (SU)	10.00	24022784	09/2026	Atlanta Instrument Rental, Inc.
D.O. (%)	N/A	24021650	09/2026	Atlanta Instrument Rental, Inc.
ORP (mV)	228.0	24020598	09/2026	Atlanta Instrument Rental, Inc.

Calibration					
Time Start	08:46	**Time Finish**	08:56		
Parameter	**Standard**	**Calibration Value**	**Calibration Solution Temperature (°C)**	**Acceptance Criteria**	**Reference**
D.O. (%)	N/A	99.30	20.11	± 10%	NA
Specific Conductance (µS/cm)	4,490	4,504.00	20.12	± 10% of standard	EPA 2023
pH (SU)	4.00	4.01	20.11	± 0.1	GWMP
pH (SU)	7.00	7.02	20.16	± 0.1	GWMP
pH (SU)	10.00	10.01	20.07	± 0.1	GWMP
ORP (mV)	228.0	227.90	15.62	± 10	EPA 2023

	Standard	**Calibration Value**	**Acceptance Criteria**	**Reference**
Turbidity (NTU)	10.00	10.10	± 10% of standard	EPA 2023
	20.00	20.10		
	100.00	99.30		
	800.00	803.00		

Calibration Check					
Time Start	16:43	**Time Finish**	16:50		
Parameter	**Standard**	**Calibration Value**	**Calibration Solution Temperature (°C)**	**Acceptance Criteria**	**Reference**
Specific Conductance (µS/cm)	4,490	4,535.00	18.47	± 10% of standard	EPA 2023
pH (SU)	4.00	4.17	18.41	± 0.1	GWMP
pH (SU)	7.00	7.19	17.57	± 0.1	GWMP
pH (SU)	10.00	9.99	17.35	± 0.1	GWMP

	Standard	**Calibration Value**	**Acceptance Criteria**	**Reference**
Turbidity (NTU)	10.00	10.10	± 10% of standard	EPA 2023
	20.00	19.90		
	100.00	106.00		
	800.00	790.00		

Notes:

Start of Day:

End of Day:

Field Instrumentation Calibration Form

Site Name: Plant Bowen

Date: 02/18/2026

Calibrated By: Ori Kimhi

Field Conditions: Cloudy 54F

Instrument	Manufactuer/ Model	Serial Number
Water Quality Meter	AquaTroll 400	850,735
Turbidity Meter	Hach	15030C039579

Calibration Standard Information				
Parameter	**Standard**	**Lot #**	**Date of Expiration**	**Brand**
Specific Conductance (µS/cm)	4,490	24021650	09/2026	Atlanta Instrument Rental, Inc.
pH (SU)	4.00	24021650	09/2026	Atlanta Instrument Rental, Inc.
pH (SU)	7.00	24021711	09/2026	Atlanta Instrument Rental, Inc.
pH (SU)	10.00	24022784	09/2026	Atlanta Instrument Rental, Inc.
D.O. (%)	N/A	24021650	09/2026	Atlanta Instrument Rental, Inc.
ORP (mV)	228.0	24020598	09/2026	Atlanta Instrument Rental, Inc.

Calibration					
Time Start	08:25	**Time Finish**	08:38		
Parameter	**Standard**	**Calibration Value**	**Calibration Solution Temperature (°C)**	**Acceptance Criteria**	**Reference**
D.O. (%)	N/A	100.50	17.09	± 10%	NA
Specific Conductance (µS/cm)	4,490	4,438.00	17.13	± 10% of standard	EPA 2023
pH (SU)	4.00	4.07	17.14	± 0.1	GWMP
pH (SU)	7.00	7.03	17.14	± 0.1	GWMP
pH (SU)	10.00	10.10	17.18	± 0.1	GWMP
ORP (mV)	228.0	226.00	17.12	± 10	EPA 2023

	Standard	Calibration Value	Acceptance Criteria	Reference
Turbidity (NTU)	10.00	9.44	± 10% of standard	EPA 2023
	20.00	21.80		
	100.00	103.00		
	800.00	815.00		

Calibration Check					
Time Start	16:12	**Time Finish**	16:25		
Parameter	**Standard**	**Calibration Value**	**Calibration Solution Temperature (°C)**	**Acceptance Criteria**	**Reference**
Specific Conductance (µS/cm)	4,490	4,498.00	17.41	± 10% of standard	EPA 2023
pH (SU)	4.00	4.02	17.42	± 0.1	GWMP
pH (SU)	7.00	7.10	17.42	± 0.1	GWMP
pH (SU)	10.00	10.05	17.36	± 0.1	GWMP

	Standard	Calibration Value	Acceptance Criteria	Reference
Turbidity (NTU)	10.00	10.10	± 10% of standard	EPA 2023
	20.00	19.50		
	100.00	99.20		
	800.00	789.00		

Notes:

Start of Day:

End of Day:

Field Instrumentation Calibration Form

Site Name: Plant Bowen

Date: 02/19/2026

Calibrated By: Kyle Rhyne

Field Conditions: 63/74 °F, mostly

Instrument	Manufactuer/ Model	Serial Number
Water Quality Meter	AquaTroll 400	843,593
Turbidity Meter	Hach	25090D00134

Calibration Standard Information				
Parameter	**Standard**	**Lot #**	**Date of Expiration**	**Brand**
Specific Conductance (µS/cm)	4,490	24021650	09/2026	Atlanta Instrument Rental, Inc.
pH (SU)	4.00	24021650	09/2026	Atlanta Instrument Rental, Inc.
pH (SU)	7.00	24021711	09/2026	Atlanta Instrument Rental, Inc.
pH (SU)	10.00	24022784	09/2026	Atlanta Instrument Rental, Inc.
D.O. (%)	N/A	24021650	09/2026	Atlanta Instrument Rental, Inc.
ORP (mV)	228.0	24020598	09/2026	Atlanta Instrument Rental, Inc.

Calibration					
Time Start	08:24	**Time Finish**	08:36		
Parameter	**Standard**	**Calibration Value**	**Calibration Solution Temperature (°C)**	**Acceptance Criteria**	**Reference**
D.O. (%)	N/A	101.70	12.76	± 10%	NA
Specific Conductance (µS/cm)	4,490	4,460.00	12.80	± 10% of standard	EPA 2023
pH (SU)	4.00	4.01	12.85	± 0.1	GWMP
pH (SU)	7.00	7.05	12.56	± 0.1	GWMP
pH (SU)	10.00	10.12	12.85	± 0.1	GWMP
ORP (mV)	228.0	223.50	12.85	± 10	EPA 2023

	Standard	**Calibration Value**	**Acceptance Criteria**	**Reference**
Turbidity (NTU)	10.00	10.20	± 10% of standard	EPA 2023
	20.00	20.40		
	100.00	101.00		
	800.00	807.00		

Calibration Check					
Time Start	04:30	**Time Finish**	04:39		
Parameter	**Standard**	**Calibration Value**	**Calibration Solution Temperature (°C)**	**Acceptance Criteria**	**Reference**
Specific Conductance (µS/cm)	4,490	4,369.00	25.53	± 10% of standard	EPA 2023
pH (SU)	4.00	4.05	25.52	± 0.1	GWMP
pH (SU)	7.00	7.12	25.50	± 0.1	GWMP
pH (SU)	10.00	10.20	25.47	± 0.1	GWMP

	Standard	**Calibration Value**	**Acceptance Criteria**	**Reference**
Turbidity (NTU)	10.00	10.40	± 10% of standard	EPA 2023
	20.00	20.90		
	100.00	104.00		
	800.00	795.00		

Notes:

Start of Day:

End of Day:

Field Instrumentation Calibration Form

Site Name: Plant Bowen

Date: 02/19/2026

Calibrated By: Natalie Piparo

Field Conditions: H 76, L 60

Instrument	Manufactuer/ Model	Serial Number
Water Quality Meter	AquaTroll 400	1,197,755
Turbidity Meter	Hach	25100D000278

Calibration Standard Information				
Parameter	**Standard**	**Lot #**	**Date of Expiration**	**Brand**
Specific Conductance (µS/cm)	4,490	24021650	09/2026	Atlanta Instrument Rental, Inc.
pH (SU)	4.00	24021650	09/2026	Atlanta Instrument Rental, Inc.
pH (SU)	7.00	24021711	09/2026	Atlanta Instrument Rental, Inc.
pH (SU)	10.00	24022784	09/2026	Atlanta Instrument Rental, Inc.
D.O. (%)	N/A	24021650	09/2026	Atlanta Instrument Rental, Inc.
ORP (mV)	228.0	24020598	09/2026	Atlanta Instrument Rental, Inc.

Calibration					
Time Start	08:25	**Time Finish**	08:39		
Parameter	**Standard**	**Calibration Value**	**Calibration Solution Temperature (°C)**	**Acceptance Criteria**	**Reference**
D.O. (%)	N/A	101.80	21.08	± 10%	NA
Specific Conductance (µS/cm)	4,490	4,571.00	18.29	± 10% of standard	EPA 2023
pH (SU)	4.00	4.02	18.16	± 0.1	GWMP
pH (SU)	7.00	7.04	16.88	± 0.1	GWMP
pH (SU)	10.00	10.12	16.28	± 0.1	GWMP
ORP (mV)	228.0	219.00	18.60	± 10	EPA 2023

	Standard	Calibration Value	Acceptance Criteria	Reference
Turbidity (NTU)	10.00	9.98	± 10% of standard	EPA 2023
	20.00	20.00		
	100.00	98.30		
	800.00	790.00		

Calibration Check					
Time Start	16:00	**Time Finish**	16:07		
Parameter	**Standard**	**Calibration Value**	**Calibration Solution Temperature (°C)**	**Acceptance Criteria**	**Reference**
Specific Conductance (µS/cm)	4,490	4,589.00	22.13	± 10% of standard	EPA 2023
pH (SU)	4.00	4.18	22.12	± 0.1	GWMP
pH (SU)	7.00	7.16	22.11	± 0.1	GWMP
pH (SU)	10.00	10.23	17.35	± 0.1	GWMP

	Standard	Calibration Value	Acceptance Criteria	Reference
Turbidity (NTU)	10.00	10.00	± 10% of standard	EPA 2023
	20.00	20.10		
	100.00	103.00		
	800.00	801.00		

Notes:

Start of Day:

End of Day:

Field Instrumentation Calibration Form

Site Name: Plant Bowen

Date: 02/19/2026

Calibrated By: Ori Kimhi

Field Conditions: Cloudy 62F

Instrument	Manufactuer/ Model	Serial Number
Water Quality Meter	AquaTroll 400	850,735
Turbidity Meter	Hach	15030C039579

Calibration Standard Information				
Parameter	**Standard**	**Lot #**	**Date of Expiration**	**Brand**
Specific Conductance (µS/cm)	4,490	24021650	09/2026	Atlanta Instrument Rental, Inc.
pH (SU)	4.00	24021650	09/2026	Atlanta Instrument Rental, Inc.
pH (SU)	7.00	24021711	09/2026	Atlanta Instrument Rental, Inc.
pH (SU)	10.00	24022784	09/2026	Atlanta Instrument Rental, Inc.
D.O. (%)	N/A	24021650	09/2026	Atlanta Instrument Rental, Inc.
ORP (mV)	228.0	24020598	09/2026	Atlanta Instrument Rental, Inc.

Calibration					
Time Start	08:22	**Time Finish**	08:35		
Parameter	**Standard**	**Calibration Value**	**Calibration Solution Temperature (°C)**	**Acceptance Criteria**	**Reference**
D.O. (%)	N/A	100.40	18.43	± 10%	NA
Specific Conductance (µS/cm)	4,490	4,461.00	18.31	± 10% of standard	EPA 2023
pH (SU)	4.00	3.99	18.26	± 0.1	GWMP
pH (SU)	7.00	7.04	18.12	± 0.1	GWMP
pH (SU)	10.00	10.08	18.05	± 0.1	GWMP
ORP (mV)	228.0	226.90	18.03	± 10	EPA 2023

	Standard	Calibration Value	Acceptance Criteria	Reference
Turbidity (NTU)	10.00	9.92	± 10% of standard	EPA 2023
	20.00	19.00		
	100.00	101.00		
	800.00	752.00		

Calibration Check					
Time Start	16:10	**Time Finish**	16:22		
Parameter	**Standard**	**Calibration Value**	**Calibration Solution Temperature (°C)**	**Acceptance Criteria**	**Reference**
Specific Conductance (µS/cm)	4,490	4,529.00	24.70	± 10% of standard	EPA 2023
pH (SU)	4.00	4.04	24.70	± 0.1	GWMP
pH (SU)	7.00	7.08	24.51	± 0.1	GWMP
pH (SU)	10.00	9.99	24.06	± 0.1	GWMP

	Standard	Calibration Value	Acceptance Criteria	Reference
Turbidity (NTU)	10.00	9.75	± 10% of standard	EPA 2023
	20.00	20.50		
	100.00	101.00		
	800.00	774.00		

Notes:

Start of Day:

End of Day:

Field Instrumentation Calibration Form

Site Name: Plant Bowen

Date: 02/20/2026

Calibrated By: Natalie Piparo

Field Conditions: H 73, L 57

Instrument	Manufactuer/ Model	Serial Number
Water Quality Meter	AquaTroll 400	1,197,755
Turbidity Meter	Hach	25100D000278

Calibration Standard Information				
Parameter	**Standard**	**Lot #**	**Date of Expiration**	**Brand**
Specific Conductance (µS/cm)	4,490	24021650	09/2026	Atlanta Instrument Rental, Inc.
pH (SU)	4.00	24021650	09/2026	Atlanta Instrument Rental, Inc.
pH (SU)	7.00	24021711	09/2026	Atlanta Instrument Rental, Inc.
pH (SU)	10.00	24022784	09/2026	Atlanta Instrument Rental, Inc.
D.O. (%)	N/A	24021650	09/2026	Atlanta Instrument Rental, Inc.
ORP (mV)	228.0	24020598	09/2026	Atlanta Instrument Rental, Inc.

Calibration					
Time Start	08:30	**Time Finish**	08:41		
Parameter	**Standard**	**Calibration Value**	**Calibration Solution Temperature (°C)**	**Acceptance Criteria**	**Reference**
D.O. (%)	N/A	97.25	22.38	± 10%	NA
Specific Conductance (µS/cm)	4,490	4,597.00	22.30	± 10% of standard	EPA 2023
pH (SU)	4.00	4.00	22.30	± 0.1	GWMP
pH (SU)	7.00	7.03	22.42	± 0.1	GWMP
pH (SU)	10.00	10.04	22.40	± 0.1	GWMP
ORP (mV)	228.0	221.80	22.38	± 10	EPA 2023

	Standard	Calibration Value	Acceptance Criteria	Reference
Turbidity (NTU)	10.00	10.20	± 10% of standard	EPA 2023
	20.00	19.80		
	100.00	99.30		
	800.00	792.00		

Calibration Check					
Time Start	11:13	**Time Finish**	11:21		
Parameter	**Standard**	**Calibration Value**	**Calibration Solution Temperature (°C)**	**Acceptance Criteria**	**Reference**
Specific Conductance (µS/cm)	4,490	4,506.00	20.38	± 10% of standard	EPA 2023
pH (SU)	4.00	4.08	20.37	± 0.1	GWMP
pH (SU)	7.00	7.19	20.22	± 0.1	GWMP
pH (SU)	10.00	10.17	20.07	± 0.1	GWMP

	Standard	Calibration Value	Acceptance Criteria	Reference
Turbidity (NTU)	10.00	10.00	± 10% of standard	EPA 2023
	20.00	20.00		
	100.00	99.60		
	800.00	7.92		

Notes:

Start of Day:

End of Day:

Field Instrumentation Calibration Form

Site Name: Plant Bowen

Date: 02/20/2026

Calibrated By: Ori Kimhi

Field Conditions: Cloudy 64F

Instrument	Manufactuer/ Model	Serial Number
Water Quality Meter	AquaTroll 400	850,735
Turbidity Meter	Hach	15030C039579

Calibration Standard Information				
Parameter	**Standard**	**Lot #**	**Date of Expiration**	**Brand**
Specific Conductance (µS/cm)	4,490	24021650	09/2026	Atlanta Instrument Rental, Inc.
pH (SU)	4.00	24021650	09/2026	Atlanta Instrument Rental, Inc.
pH (SU)	7.00	24021711	09/2026	Atlanta Instrument Rental, Inc.
pH (SU)	10.00	24022784	09/2026	Atlanta Instrument Rental, Inc.
D.O. (%)	N/A	24021650	09/2026	Atlanta Instrument Rental, Inc.
ORP (mV)	228.0	24020598	09/2026	Atlanta Instrument Rental, Inc.

Calibration					
Time Start	08:25	**Time Finish**	08:37		
Parameter	**Standard**	**Calibration Value**	**Calibration Solution Temperature (°C)**	**Acceptance Criteria**	**Reference**
D.O. (%)	N/A	100.00	20.30	± 10%	NA
Specific Conductance (µS/cm)	4,490	4,500.00	20.48	± 10% of standard	EPA 2023
pH (SU)	4.00	4.06	20.53	± 0.1	GWMP
pH (SU)	7.00	7.05	20.59	± 0.1	GWMP
pH (SU)	10.00	10.06	20.60	± 0.1	GWMP
ORP (mV)	228.0	222.40	20.51	± 10	EPA 2023

	Standard	**Calibration Value**	**Acceptance Criteria**	**Reference**
Turbidity (NTU)	10.00	9.60	± 10% of standard	EPA 2023
	20.00	19.60		
	100.00	104.00		
	800.00	798.00		

Calibration Check					
Time Start	11:41	**Time Finish**	11:50		
Parameter	**Standard**	**Calibration Value**	**Calibration Solution Temperature (°C)**	**Acceptance Criteria**	**Reference**
Specific Conductance (µS/cm)	4,490	4,347.00	22.66	± 10% of standard	EPA 2023
pH (SU)	4.00	4.02	23.00	± 0.1	GWMP
pH (SU)	7.00	7.04	21.51	± 0.1	GWMP
pH (SU)	10.00	10.00	20.85	± 0.1	GWMP

	Standard	**Calibration Value**	**Acceptance Criteria**	**Reference**
Turbidity (NTU)	10.00	10.30	± 10% of standard	EPA 2023
	20.00	20.70		
	100.00	106.00		
	800.00	782.00		

Notes:

Start of Day:

End of Day:

Field Instrumentation Calibration Form

Site Name: Plant Bowen

Date: 02/20/2026

Calibrated By: Shannon Northen

Field Conditions: 73°/ 57°

Instrument	Manufactuer/ Model	Serial Number
Water Quality Meter	AquaTroll 400	1,202,788
Turbidity Meter	Hach	25090D000152

Calibration Standard Information				
Parameter	**Standard**	**Lot #**	**Date of Expiration**	**Brand**
Specific Conductance (µS/cm)	4,490	24021650	09/2026	Atlanta Instrument Rental, Inc.
pH (SU)	4.00	24021650	09/2026	Atlanta Instrument Rental, Inc.
pH (SU)	7.00	24021711	09/2026	Atlanta Instrument Rental, Inc.
pH (SU)	10.00	24022784	09/2026	Atlanta Instrument Rental, Inc.
D.O. (%)	N/A	24021650	09/2026	Atlanta Instrument Rental, Inc.
ORP (mV)	228.0	24020598	09/2026	Atlanta Instrument Rental, Inc.

Calibration					
Time Start	08:32	**Time Finish**	08:41		
Parameter	**Standard**	**Calibration Value**	**Calibration Solution Temperature (°C)**	**Acceptance Criteria**	**Reference**
D.O. (%)	N/A	98.90	21.80	± 10%	NA
Specific Conductance (µS/cm)	4,490	4,473.00	21.68	± 10% of standard	EPA 2023
pH (SU)	4.00	3.95	21.63	± 0.1	GWMP
pH (SU)	7.00	7.02	21.80	± 0.1	GWMP
pH (SU)	10.00	10.06	21.89	± 0.1	GWMP
ORP (mV)	228.0	220.10	21.94	± 10	EPA 2023

	Standard	**Calibration Value**	**Acceptance Criteria**	**Reference**
Turbidity (NTU)	10.00	10.20	± 10% of standard	EPA 2023
	20.00	20.30		
	100.00	99.60		
	800.00	799.00		

Calibration Check					
Time Start	11:33	**Time Finish**	11:38		
Parameter	**Standard**	**Calibration Value**	**Calibration Solution Temperature (°C)**	**Acceptance Criteria**	**Reference**
Specific Conductance (µS/cm)	4,490	4,469.00	23.07	± 10% of standard	EPA 2023
pH (SU)	4.00	4.03	23.00	± 0.1	GWMP
pH (SU)	7.00	7.02	22.57	± 0.1	GWMP
pH (SU)	10.00	10.16	21.84	± 0.1	GWMP

	Standard	**Calibration Value**	**Acceptance Criteria**	**Reference**
Turbidity (NTU)	10.00	10.40	± 10% of standard	EPA 2023
	20.00	20.30		
	100.00	98.80		
	800.00	789.00		

Notes:

Start of Day:

End of Day:

Field Instrumentation Calibration Form

Site Name: Plant Bowen

Date: 02/24/2026

Calibrated By: Jay Siewert

Field Conditions: 49°/27°

Instrument	Manufactuer/ Model	Serial Number
Water Quality Meter	AquaTroll 400	850,735
Turbidity Meter	Hach	15030C039579

Calibration Standard Information				
Parameter	**Standard**	**Lot #**	**Date of Expiration**	**Brand**
Specific Conductance (µS/cm)	4,490	24021650	09/2026	Atlanta Instrument Rental, Inc.
pH (SU)	4.00	24021650	09/2026	Atlanta Instrument Rental, Inc.
pH (SU)	7.00	24021711	09/2026	Atlanta Instrument Rental, Inc.
pH (SU)	10.00	24022784	09/2026	Atlanta Instrument Rental, Inc.
D.O. (%)	N/A	24021650	09/2026	Atlanta Instrument Rental, Inc.
ORP (mV)	228.0	24020598	09/2026	Atlanta Instrument Rental, Inc.

Calibration					
Time Start	09:12	**Time Finish**	09:27		
Parameter	**Standard**	**Calibration Value**	**Calibration Solution Temperature (°C)**	**Acceptance Criteria**	**Reference**
D.O. (%)	N/A	96.72	13.03	± 10%	NA
Specific Conductance (µS/cm)	4,490	4,112.00	12.94	± 10% of standard	EPA 2023
pH (SU)	4.00	4.02	12.81	± 0.1	GWMP
pH (SU)	7.00	7.08	13.95	± 0.1	GWMP
pH (SU)	10.00	10.15	14.67	± 0.1	GWMP
ORP (mV)	228.0	233.00	14.53	± 10	EPA 2023

	Standard	Calibration Value	Acceptance Criteria	Reference
Turbidity (NTU)	10.00	9.59	± 10% of standard	EPA 2023
	20.00	21.50		
	100.00	96.60		
	800.00	791.00		

Calibration Check					
Time Start	15:35	**Time Finish**	15:53		
Parameter	**Standard**	**Calibration Value**	**Calibration Solution Temperature (°C)**	**Acceptance Criteria**	**Reference**
Specific Conductance (µS/cm)	4,490	4,631.00	11.66	± 10% of standard	EPA 2023
pH (SU)	4.00	4.10	11.70	± 0.1	GWMP
pH (SU)	7.00	7.08	12.15	± 0.1	GWMP
pH (SU)	10.00	10.07	12.39	± 0.1	GWMP

	Standard	Calibration Value	Acceptance Criteria	Reference
Turbidity (NTU)	10.00	10.40	± 10% of standard	EPA 2023
	20.00	21.20		
	100.00	99.80		
	800.00	784.00		

Notes:

Start of Day:

End of Day:

Field Instrumentation Calibration Form

Site Name: Plant Bowen

Date: 02/24/2026

Calibrated By: Kyle Rhyne

Field Conditions: 25/49 °F, clear

Instrument	Manufactuer/ Model	Serial Number
Water Quality Meter	AquaTroll 400	843,593
Turbidity Meter	Hach	25090D000134

Calibration Standard Information				
Parameter	**Standard**	**Lot #**	**Date of Expiration**	**Brand**
Specific Conductance (µS/cm)	4,490	24021650	09/2026	Atlanta Instrument Rental, Inc.
pH (SU)	4.00	24021650	09/2026	Atlanta Instrument Rental, Inc.
pH (SU)	7.00	24021711	09/2026	Atlanta Instrument Rental, Inc.
pH (SU)	10.00	24022784	09/2026	Atlanta Instrument Rental, Inc.
D.O. (%)	N/A	24021650	09/2026	Atlanta Instrument Rental, Inc.
ORP (mV)	228.0	24020598	09/2026	Atlanta Instrument Rental, Inc.

Calibration					
Time Start	08:42	**Time Finish**	08:42		
Parameter	**Standard**	**Calibration Value**	**Calibration Solution Temperature (°C)**	**Acceptance Criteria**	**Reference**
D.O. (%)	N/A	98.90	7.46	± 10%	NA
Specific Conductance (µS/cm)	4,490	4,948.00	7.22	± 10% of standard	EPA 2023
pH (SU)	4.00	4.01	7.03	± 0.1	GWMP
pH (SU)	7.00	7.12	5.95	± 0.1	GWMP
pH (SU)	10.00	10.28	5.51	± 0.1	GWMP
ORP (mV)	228.0	237.80	5.78	± 10	EPA 2023

	Standard	Calibration Value	Acceptance Criteria	Reference
Turbidity (NTU)	10.00	10.30	± 10% of standard	EPA 2023
	20.00	20.40		
	100.00	101.00		
	800.00	810.00		

Calibration Check					
Time Start	03:41	**Time Finish**	03:50		
Parameter	**Standard**	**Calibration Value**	**Calibration Solution Temperature (°C)**	**Acceptance Criteria**	**Reference**
Specific Conductance (µS/cm)	4,490	4,139.00	21.55	± 10% of standard	EPA 2023
pH (SU)	4.00	4.16	21.51	± 0.1	GWMP
pH (SU)	7.00	7.12	21.37	± 0.1	GWMP
pH (SU)	10.00	10.15	21.37	± 0.1	GWMP

	Standard	Calibration Value	Acceptance Criteria	Reference
Turbidity (NTU)	10.00	10.30	± 10% of standard	EPA 2023
	20.00	20.50		
	100.00	102.00		
	800.00	791.00		

Notes:

Start of Day:

End of Day:

Field Instrumentation Calibration Form

Site Name: Plant Bowen

Date: 02/25/2026

Calibrated By: Jay Siewert

Field Conditions: 61°/49°

Instrument	Manufactuer/ Model	Serial Number
Water Quality Meter	AquaTroll 400	850,735
Turbidity Meter	Hach	15030C039579

Calibration Standard Information				
Parameter	**Standard**	**Lot #**	**Date of Expiration**	**Brand**
Specific Conductance (µS/cm)	4,490	24021650	09/2026	Atlanta Instrument Rental, Inc.
pH (SU)	4.00	24021650	09/2026	Atlanta Instrument Rental, Inc.
pH (SU)	7.00	24021711	09/2026	Atlanta Instrument Rental, Inc.
pH (SU)	10.00	24022784	09/2026	Atlanta Instrument Rental, Inc.
D.O. (%)	N/A	24021650	09/2026	Atlanta Instrument Rental, Inc.
ORP (mV)	228.0	24020598	09/2026	Atlanta Instrument Rental, Inc.

Calibration					
Time Start	12:19	**Time Finish**	12:34		
Parameter	**Standard**	**Calibration Value**	**Calibration Solution Temperature (°C)**	**Acceptance Criteria**	**Reference**
D.O. (%)	N/A	104.30	11.94	± 10%	NA
Specific Conductance (µS/cm)	4,490	4,487.00	11.98	± 10% of standard	EPA 2023
pH (SU)	4.00	3.93	12.04	± 0.1	GWMP
pH (SU)	7.00	6.96	11.69	± 0.1	GWMP
pH (SU)	10.00	9.98	11.38	± 0.1	GWMP
ORP (mV)	228.0	241.70	11.22	± 10	EPA 2023

	Standard	Calibration Value	Acceptance Criteria	Reference
Turbidity (NTU)	10.00	10.10	± 10% of standard	EPA 2023
	20.00	21.30		
	100.00	98.80		
	800.00	785.00		

Calibration Check					
Time Start	16:07	**Time Finish**	16:16		
Parameter	**Standard**	**Calibration Value**	**Calibration Solution Temperature (°C)**	**Acceptance Criteria**	**Reference**
Specific Conductance (µS/cm)	4,490	4,420.00	14.61	± 10% of standard	EPA 2023
pH (SU)	4.00	4.10	14.62	± 0.1	GWMP
pH (SU)	7.00	7.13	14.79	± 0.1	GWMP
pH (SU)	10.00	10.08	15.75	± 0.1	GWMP

	Standard	Calibration Value	Acceptance Criteria	Reference
Turbidity (NTU)	10.00	9.82	± 10% of standard	EPA 2023
	20.00	19.70		
	100.00	102.00		
	800.00	764.00		

Notes:

Start of Day:

End of Day:

Field Instrumentation Calibration Form

Site Name: Plant Bowen

Date: 02/25/2026

Calibrated By: Kyle Rhyne

Field Conditions: 43/60 °F, cloudy

Instrument	Manufactuer/ Model	Serial Number
Water Quality Meter	AquaTroll 400	843,593
Turbidity Meter	Hach	25090D000134

Calibration Standard Information				
Parameter	**Standard**	**Lot #**	**Date of Expiration**	**Brand**
Specific Conductance (µS/cm)	4,490	24021650	09/2026	Atlanta Instrument Rental, Inc.
pH (SU)	4.00	24021650	09/2026	Atlanta Instrument Rental, Inc.
pH (SU)	7.00	24021711	09/2026	Atlanta Instrument Rental, Inc.
pH (SU)	10.00	24022784	09/2026	Atlanta Instrument Rental, Inc.
D.O. (%)	N/A	24021650	09/2026	Atlanta Instrument Rental, Inc.
ORP (mV)	228.0	24020598	09/2026	Atlanta Instrument Rental, Inc.

Calibration					
Time Start	08:28	**Time Finish**	08:40		
Parameter	**Standard**	**Calibration Value**	**Calibration Solution Temperature (°C)**	**Acceptance Criteria**	**Reference**
D.O. (%)	N/A	106.20	2.61	± 10%	NA
Specific Conductance (µS/cm)	4,490	4,280.00	2.68	± 10% of standard	EPA 2023
pH (SU)	4.00	3.98	2.77	± 0.1	GWMP
pH (SU)	7.00	7.01	3.04	± 0.1	GWMP
pH (SU)	10.00	10.10	3.14	± 0.1	GWMP
ORP (mV)	228.0	240.20	3.20	± 10	EPA 2023

	Standard	Calibration Value	Acceptance Criteria	Reference
Turbidity (NTU)	10.00	10.30	± 10% of standard	EPA 2023
	20.00	20.60		
	100.00	101.00		
	800.00	815.00		

Calibration Check					
Time Start	04:08	**Time Finish**	04:23		
Parameter	**Standard**	**Calibration Value**	**Calibration Solution Temperature (°C)**	**Acceptance Criteria**	**Reference**
Specific Conductance (µS/cm)	4,490	4,330.00	18.27	± 10% of standard	EPA 2023
pH (SU)	4.00	4.10	18.24	± 0.1	GWMP
pH (SU)	7.00	7.16	18.13	± 0.1	GWMP
pH (SU)	10.00	10.20	18.05	± 0.1	GWMP

	Standard	Calibration Value	Acceptance Criteria	Reference
Turbidity (NTU)	10.00	10.20	± 10% of standard	EPA 2023
	20.00	21.00		
	100.00	99.80		
	800.00	798.00		

Notes:

Start of Day:

End of Day:

Field Instrumentation Calibration Form

Site Name: Plant Bowen

Date: 02/26/2026

Calibrated By: Jay Siewert

Field Conditions: 66°/51°

Instrument	Manufactuer/ Model	Serial Number
Water Quality Meter	AquaTroll 400	850,735
Turbidity Meter	Hach	15030C039579

Calibration Standard Information				
Parameter	**Standard**	**Lot #**	**Date of Expiration**	**Brand**
Specific Conductance (µS/cm)	4,490	24021650	09/2026	Atlanta Instrument Rental, Inc.
pH (SU)	4.00	24021650	09/2026	Atlanta Instrument Rental, Inc.
pH (SU)	7.00	24021711	09/2026	Atlanta Instrument Rental, Inc.
pH (SU)	10.00	24022784	09/2026	Atlanta Instrument Rental, Inc.
D.O. (%)	N/A	24021650	09/2026	Atlanta Instrument Rental, Inc.
ORP (mV)	228.0	24020598	09/2026	Atlanta Instrument Rental, Inc.

Calibration					
Time Start	08:40	**Time Finish**	08:52		
Parameter	**Standard**	**Calibration Value**	**Calibration Solution Temperature (°C)**	**Acceptance Criteria**	**Reference**
D.O. (%)	N/A	99.12	16.24	± 10%	NA
Specific Conductance (µS/cm)	4,490	4,472.00	16.24	± 10% of standard	EPA 2023
pH (SU)	4.00	4.03	16.27	± 0.1	GWMP
pH (SU)	7.00	7.09	15.00	± 0.1	GWMP
pH (SU)	10.00	10.11	14.35	± 0.1	GWMP
ORP (mV)	228.0	218.40	15.21	± 10	EPA 2023

	Standard	Calibration Value	Acceptance Criteria	Reference
Turbidity (NTU)	10.00	9.89	± 10% of standard	EPA 2023
	20.00	20.10		
	100.00	105.00		
	800.00	751.00		

Calibration Check					
Time Start	13:52	**Time Finish**	14:04		
Parameter	**Standard**	**Calibration Value**	**Calibration Solution Temperature (°C)**	**Acceptance Criteria**	**Reference**
Specific Conductance (µS/cm)	4,490	4,459.00	15.99	± 10% of standard	EPA 2023
pH (SU)	4.00	4.10	15.97	± 0.1	GWMP
pH (SU)	7.00	7.06	15.98	± 0.1	GWMP
pH (SU)	10.00	10.03	16.19	± 0.1	GWMP

	Standard	Calibration Value	Acceptance Criteria	Reference
Turbidity (NTU)	10.00	10.10	± 10% of standard	EPA 2023
	20.00	19.80		
	100.00	103.00		
	800.00	803.00		

Notes:

Start of Day:

End of Day:

Field Instrumentation Calibration Form

Site Name: Plant Bowen

Date: 02/26/2026

Calibrated By: Kyle Rhyne

Field Conditions: 61/51°F, light rain

Instrument	Manufactuer/ Model	Serial Number
Water Quality Meter	AquaTroll 400	843,593
Turbidity Meter	Hach	25090D000134

Calibration Standard Information				
Parameter	**Standard**	**Lot #**	**Date of Expiration**	**Brand**
Specific Conductance (µS/cm)	4,490	24021650	09/2026	Atlanta Instrument Rental, Inc.
pH (SU)	4.00	24021650	09/2026	Atlanta Instrument Rental, Inc.
pH (SU)	7.00	24021711	09/2026	Atlanta Instrument Rental, Inc.
pH (SU)	10.00	24022784	09/2026	Atlanta Instrument Rental, Inc.
D.O. (%)	N/A	24021650	09/2026	Atlanta Instrument Rental, Inc.
ORP (mV)	228.0	24020598	09/2026	Atlanta Instrument Rental, Inc.

Calibration					
Time Start	08:40	**Time Finish**	08:57		
Parameter	**Standard**	**Calibration Value**	**Calibration Solution Temperature (°C)**	**Acceptance Criteria**	**Reference**
D.O. (%)	N/A	100.30	10.64	± 10%	NA
Specific Conductance (µS/cm)	4,490	4,409.00	10.64	± 10% of standard	EPA 2023
pH (SU)	4.00	4.03	10.64	± 0.1	GWMP
pH (SU)	7.00	7.05	10.59	± 0.1	GWMP
pH (SU)	10.00	10.07	10.64	± 0.1	GWMP
ORP (mV)	228.0	213.90	10.64	± 10	EPA 2023

	Standard	Calibration Value	Acceptance Criteria	Reference
Turbidity (NTU)	10.00	10.30	± 10% of standard	EPA 2023
	20.00	20.50		
	100.00	101.00		
	800.00	811.00		

Calibration Check					
Time Start	01:58	**Time Finish**	02:10		
Parameter	**Standard**	**Calibration Value**	**Calibration Solution Temperature (°C)**	**Acceptance Criteria**	**Reference**
Specific Conductance (µS/cm)	4,490	4,452.00	16.69	± 10% of standard	EPA 2023
pH (SU)	4.00	4.11	16.69	± 0.1	GWMP
pH (SU)	7.00	7.20	16.50	± 0.1	GWMP
pH (SU)	10.00	10.12	16.31	± 0.1	GWMP

	Standard	Calibration Value	Acceptance Criteria	Reference
Turbidity (NTU)	10.00	10.20	± 10% of standard	EPA 2023
	20.00	21.20		
	100.00	101.00		
	800.00	793.00		

Notes:

Start of Day:

End of Day:

Field Instrumentation Calibration Form

Site Name: Plant Bowen

Date: 02/27/2026

Calibrated By: Kyle Rhyne

Field Conditions: 69/50 °F, foggy

Instrument	Manufactuer/ Model	Serial Number
Water Quality Meter	AquaTroll 400	843,593
Turbidity Meter	Hach	25090D000134

Calibration Standard Information				
Parameter	**Standard**	**Lot #**	**Date of Expiration**	**Brand**
Specific Conductance (µS/cm)	4,490	24021650	09/2026	Atlanta Instrument Rental, Inc.
pH (SU)	4.00	24021650	09/2026	Atlanta Instrument Rental, Inc.
pH (SU)	7.00	24021711	09/2026	Atlanta Instrument Rental, Inc.
pH (SU)	10.00	24022784	09/2026	Atlanta Instrument Rental, Inc.
D.O. (%)	N/A	24021650	09/2026	Atlanta Instrument Rental, Inc.
ORP (mV)	228.0	24020598	09/2026	Atlanta Instrument Rental, Inc.

Calibration					
Time Start	08:31	**Time Finish**	08:50		
Parameter	**Standard**	**Calibration Value**	**Calibration Solution Temperature (°C)**	**Acceptance Criteria**	**Reference**
D.O. (%)	N/A	99.46	9.81	± 10%	NA
Specific Conductance (µS/cm)	4,490	4,453.00	9.78	± 10% of standard	EPA 2023
pH (SU)	4.00	9.73	4.00	± 0.1	GWMP
pH (SU)	7.00	7.07	10.03	± 0.1	GWMP
pH (SU)	10.00	10.15	10.08	± 0.1	GWMP
ORP (mV)	228.0	227.60	10.27	± 10	EPA 2023

	Standard	**Calibration Value**	**Acceptance Criteria**	**Reference**
Turbidity (NTU)	10.00	10.50	± 10% of standard	EPA 2023
	20.00	20.60		
	100.00	103.00		
	800.00	811.00		

Calibration Check					
Time Start	01:28	**Time Finish**	01:36		
Parameter	**Standard**	**Calibration Value**	**Calibration Solution Temperature (°C)**	**Acceptance Criteria**	**Reference**
Specific Conductance (µS/cm)	4,490	4,466.00	19.54	± 10% of standard	EPA 2023
pH (SU)	4.00	4.07	19.58	± 0.1	GWMP
pH (SU)	7.00	7.17	19.40	± 0.1	GWMP
pH (SU)	10.00	10.18	18.20	± 0.1	GWMP

	Standard	**Calibration Value**	**Acceptance Criteria**	**Reference**
Turbidity (NTU)	10.00	10.30	± 10% of standard	EPA 2023
	20.00	20.20		
	100.00	102.00		
	800.00	802.00		

Notes:

Start of Day:

End of Day:

Field Instrumentation Calibration Form

Site Name: Plant Bowen

Date: 03/02/2026

Calibrated By: Natalie Piparo

Field Conditions: H 70, L 49

Instrument	Manufactuer/ Model	Serial Number
Water Quality Meter	AquaTroll 400	1,197,755
Turbidity Meter	Hach	25100D000278

Calibration Standard Information				
Parameter	**Standard**	**Lot #**	**Date of Expiration**	**Brand**
Specific Conductance (µS/cm)	4,490	24021650	09/2026	Atlanta Instrument Rental, Inc.
pH (SU)	4.00	24021650	09/2026	Atlanta Instrument Rental, Inc.
pH (SU)	7.00	24021711	09/2026	Atlanta Instrument Rental, Inc.
pH (SU)	10.00	24022784	09/2026	Atlanta Instrument Rental, Inc.
D.O. (%)	N/A	24021650	09/2026	Atlanta Instrument Rental, Inc.
ORP (mV)	228.0	24020598	09/2026	Atlanta Instrument Rental, Inc.

Calibration					
Time Start	09:05	**Time Finish**	09:21		
Parameter	**Standard**	**Calibration Value**	**Calibration Solution Temperature (°C)**	**Acceptance Criteria**	**Reference**
D.O. (%)	N/A	100.00	19.57	± 10%	NA
Specific Conductance (µS/cm)	4,490	4,359.00	16.87	± 10% of standard	EPA 2023
pH (SU)	4.00	4.06	16.47	± 0.1	GWMP
pH (SU)	7.00	7.06	17.88	± 0.1	GWMP
pH (SU)	10.00	10.07	18.60	± 0.1	GWMP
ORP (mV)	228.0	228.00	18.92	± 10	EPA 2023

	Standard	Calibration Value	Acceptance Criteria	Reference
Turbidity (NTU)	10.00	10.00	± 10% of standard	EPA 2023
	20.00	20.10		
	100.00	98.80		
	800.00	792.00		

Calibration Check					
Time Start	16:55	**Time Finish**	17:00		
Parameter	**Standard**	**Calibration Value**	**Calibration Solution Temperature (°C)**	**Acceptance Criteria**	**Reference**
Specific Conductance (µS/cm)	4,490	4,606.00	17.54	± 10% of standard	EPA 2023
pH (SU)	4.00	4.18	17.54	± 0.1	GWMP
pH (SU)	7.00	7.26	17.86	± 0.1	GWMP
pH (SU)	10.00	10.25	19.09	± 0.1	GWMP

	Standard	Calibration Value	Acceptance Criteria	Reference
Turbidity (NTU)	10.00	10.10	± 10% of standard	EPA 2023
	20.00	20.00		
	100.00	99.60		
	800.00	798.00		

Notes:

Start of Day:

End of Day:

Field Instrumentation Calibration Form

Site Name: Plant Bowen

Date: 03/02/2026

Calibrated By: Ori Kimhi

Field Conditions: Cloudy 55F

Instrument	Manufactuer/ Model	Serial Number
Water Quality Meter	AquaTroll 400	850,735
Turbidity Meter	Hach	15030C039579

Calibration Standard Information				
Parameter	**Standard**	**Lot #**	**Date of Expiration**	**Brand**
Specific Conductance (µS/cm)	4,490	24021650	09/2026	Atlanta Instrument Rental, Inc.
pH (SU)	4.00	24021650	09/2026	Atlanta Instrument Rental, Inc.
pH (SU)	7.00	24021711	09/2026	Atlanta Instrument Rental, Inc.
pH (SU)	10.00	24022784	09/2026	Atlanta Instrument Rental, Inc.
D.O. (%)	N/A	24021650	09/2026	Atlanta Instrument Rental, Inc.
ORP (mV)	228.0	24020598	09/2026	Atlanta Instrument Rental, Inc.

Calibration					
Time Start	09:00	**Time Finish**	09:21		
Parameter	**Standard**	**Calibration Value**	**Calibration Solution Temperature (°C)**	**Acceptance Criteria**	**Reference**
D.O. (%)	N/A	96.83	11.10	± 10%	NA
Specific Conductance (µS/cm)	4,490	4,476.00	11.57	± 10% of standard	EPA 2023
pH (SU)	4.00	3.96	11.81	± 0.1	GWMP
pH (SU)	7.00	7.05	11.86	± 0.1	GWMP
pH (SU)	10.00	11.97	10.21	± 0.1	GWMP
ORP (mV)	228.0	233.80	11.51	± 10	EPA 2023

	Standard	**Calibration Value**	**Acceptance Criteria**	**Reference**
Turbidity (NTU)	10.00	10.80	± 10% of standard	EPA 2023
	20.00	18.90		
	100.00	105.00		
	800.00	809.00		

Calibration Check					
Time Start	16:40	**Time Finish**	16:56		
Parameter	**Standard**	**Calibration Value**	**Calibration Solution Temperature (°C)**	**Acceptance Criteria**	**Reference**
Specific Conductance (µS/cm)	4,490	4,427.00	23.22	± 10% of standard	EPA 2023
pH (SU)	4.00	4.08	23.13	± 0.1	GWMP
pH (SU)	7.00	7.12	22.05	± 0.1	GWMP
pH (SU)	10.00	10.11	20.85	± 0.1	GWMP

	Standard	**Calibration Value**	**Acceptance Criteria**	**Reference**
Turbidity (NTU)	10.00	9.95	± 10% of standard	EPA 2023
	20.00	20.70		
	100.00	115.00		
	800.00	778.00		

Notes:

Start of Day:

End of Day:

Field Instrumentation Calibration Form

Site Name: Plant Bowen

Date: 03/02/2026

Calibrated By: Shannon Northen

Field Conditions: 68°/ 49°

Instrument	Manufactuer/ Model	Serial Number
Water Quality Meter	AquaTroll 400	1,202,788
Turbidity Meter	Hach	2509D000152

Calibration Standard Information				
Parameter	**Standard**	**Lot #**	**Date of Expiration**	**Brand**
Specific Conductance (µS/cm)	4,490	24021650	09/2026	Atlanta Instrument Rental, Inc.
pH (SU)	4.00	24021650	09/2026	Atlanta Instrument Rental, Inc.
pH (SU)	7.00	24021711	09/2026	Atlanta Instrument Rental, Inc.
pH (SU)	10.00	24022784	09/2026	Atlanta Instrument Rental, Inc.
D.O. (%)	N/A	24021650	09/2026	Atlanta Instrument Rental, Inc.
ORP (mV)	228.0	24020598	09/2026	Atlanta Instrument Rental, Inc.

Calibration					
Time Start	09:06	**Time Finish**	09:27		
Parameter	**Standard**	**Calibration Value**	**Calibration Solution Temperature (°C)**	**Acceptance Criteria**	**Reference**
D.O. (%)	N/A	96.39	19.75	± 10%	NA
Specific Conductance (µS/cm)	4,490	4,274.00	16.39	± 10% of standard	EPA 2023
pH (SU)	4.00	4.00	15.88	± 0.1	GWMP
pH (SU)	7.00	7.05	11.86	± 0.1	GWMP
pH (SU)	10.00	10.13	12.98	± 0.1	GWMP
ORP (mV)	228.0	228.00	17.31	± 10	EPA 2023

	Standard	Calibration Value	Acceptance Criteria	Reference
Turbidity (NTU)	10.00	10.30	± 10% of standard	EPA 2023
	20.00	20.20		
	100.00	99.50		
	800.00	793.00		

Calibration Check					
Time Start	16:04	**Time Finish**	16:13		
Parameter	**Standard**	**Calibration Value**	**Calibration Solution Temperature (°C)**	**Acceptance Criteria**	**Reference**
Specific Conductance (µS/cm)	4,490	4,583.00	19.49	± 10% of standard	EPA 2023
pH (SU)	4.00	4.12	18.25	± 0.1	GWMP
pH (SU)	7.00	7.13	30.84	± 0.1	GWMP
pH (SU)	10.00	10.14	17.55	± 0.1	GWMP

	Standard	Calibration Value	Acceptance Criteria	Reference
Turbidity (NTU)	10.00	10.20	± 10% of standard	EPA 2023
	20.00	20.12		
	100.00	99.50		
	800.00	793.00		

Notes:

Start of Day:

End of Day:

Field Instrumentation Calibration Form

Site Name: Plant Bowen

Date: 03/03/2026

Calibrated By: Ori Kimhi

Field Conditions: Cloudy 50F

Instrument	Manufactuer/ Model	Serial Number
Water Quality Meter	AquaTroll 400	1,197,755
Turbidity Meter	Hach	25100D000278

Calibration Standard Information				
Parameter	**Standard**	**Lot #**	**Date of Expiration**	**Brand**
Specific Conductance (µS/cm)	4,490	24021650	09/2026	Atlanta Instrument Rental, Inc.
pH (SU)	4.00	24021650	09/2026	Atlanta Instrument Rental, Inc.
pH (SU)	7.00	24021711	09/2026	Atlanta Instrument Rental, Inc.
pH (SU)	10.00	24022784	09/2026	Atlanta Instrument Rental, Inc.
D.O. (%)	N/A	24021650	09/2026	Atlanta Instrument Rental, Inc.
ORP (mV)	228.0	24020598	09/2026	Atlanta Instrument Rental, Inc.

Calibration					
Time Start	08:28	**Time Finish**	08:40		
Parameter	**Standard**	**Calibration Value**	**Calibration Solution Temperature (°C)**	**Acceptance Criteria**	**Reference**
D.O. (%)	N/A	103.50	11.65	± 10%	NA
Specific Conductance (µS/cm)	4,490	4,583.00	11.56	± 10% of standard	EPA 2023
pH (SU)	4.00	3.97	11.59	± 0.1	GWMP
pH (SU)	7.00	7.08	11.38	± 0.1	GWMP
pH (SU)	10.00	10.12	11.51	± 0.1	GWMP
ORP (mV)	228.0	243.50	11.99	± 10	EPA 2023

	Standard	**Calibration Value**	**Acceptance Criteria**	**Reference**
Turbidity (NTU)	10.00	9.96	± 10% of standard	EPA 2023
	20.00	19.80		
	100.00	99.30		
	800.00	783.00		

Calibration Check					
Time Start	12:06	**Time Finish**	12:15		
Parameter	**Standard**	**Calibration Value**	**Calibration Solution Temperature (°C)**	**Acceptance Criteria**	**Reference**
Specific Conductance (µS/cm)	4,490	4,354.00	15.49	± 10% of standard	EPA 2023
pH (SU)	4.00	4.11	15.57	± 0.1	GWMP
pH (SU)	7.00	7.12	14.60	± 0.1	GWMP
pH (SU)	10.00	10.11	14.24	± 0.1	GWMP

	Standard	**Calibration Value**	**Acceptance Criteria**	**Reference**
Turbidity (NTU)	10.00	10.40	± 10% of standard	EPA 2023
	20.00	20.60		
	100.00	98.40		
	800.00	786.00		

Notes:

Start of Day:

End of Day:

Field Instrumentation Calibration Form

Site Name: Plant Bowen

Date: 05/13/2026

Calibrated By: Ori Kimhi

Field Conditions: Cloudy 58F

Instrument	Manufactuer/ Model	Serial Number
Water Quality Meter	AquaTroll 400	1,306,331
Turbidity Meter	Hach	25100D000278

Calibration Standard Information				
Parameter	**Standard**	**Lot #**	**Date of Expiration**	**Brand**
Specific Conductance (µS/cm)	4,490	24021650	09/2026	Atlanta Instrument Rental, Inc.
pH (SU)	4.00	24021650	09/2026	Atlanta Instrument Rental, Inc.
pH (SU)	7.00	24021711	09/2026	Atlanta Instrument Rental, Inc.
pH (SU)	10.00	24022784	09/2026	Atlanta Instrument Rental, Inc.
D.O. (%)	N/A	24021650	09/2026	Atlanta Instrument Rental, Inc.
ORP (mV)	228.0	24020598	09/2026	Atlanta Instrument Rental, Inc.

Calibration					
Time Start	08:40	**Time Finish**	09:00		
Parameter	**Standard**	**Calibration Value**	**Calibration Solution Temperature (°C)**	**Acceptance Criteria**	**Reference**
D.O. (%)	N/A	19.05	101.60	± 10%	NA
Specific Conductance (µS/cm)	4,490	4,533.00	20.07	± 10% of standard	EPA 2023
pH (SU)	4.00	4.08	20.14	± 0.1	GWMP
pH (SU)	7.00	6.97	20.13	± 0.1	GWMP
pH (SU)	10.00	9.90	20.47	± 0.1	GWMP
ORP (mV)	228.0	218.50	19.51	± 10	EPA 2023

	Standard	**Calibration Value**	**Acceptance Criteria**	**Reference**
Turbidity (NTU)	10.00	9.93	± 10% of standard	EPA 2023
	20.00	19.60		
	100.00	97.90		
	800.00	789.00		

Calibration Check					
Time Start	12:01	**Time Finish**	12:21		
Parameter	**Standard**	**Calibration Value**	**Calibration Solution Temperature (°C)**	**Acceptance Criteria**	**Reference**
Specific Conductance (µS/cm)	4,490	4,288.00	24.96	± 10% of standard	EPA 2023
pH (SU)	4.00	4.10	24.40	± 0.1	GWMP
pH (SU)	7.00	7.10	22.60	± 0.1	GWMP
pH (SU)	10.00	10.04	22.06	± 0.1	GWMP

	Standard	**Calibration Value**	**Acceptance Criteria**	**Reference**
Turbidity (NTU)	10.00	10.10	± 10% of standard	EPA 2023
	20.00	19.80		
	100.00	98.10		
	800.00	778.00		

Notes:

Start of Day:

End of Day:

Field Instrumentation Calibration Form

Site Name: Plant Bowen

Date: 05/13/2026

Calibrated By: Shannon Northen

Field Conditions: 79°/ 54°

Instrument	Manufactuer/ Model	Serial Number
Water Quality Meter	AquaTroll 400	1,202,788
Turbidity Meter	Hach	2509D000152

Calibration Standard Information				
Parameter	**Standard**	**Lot #**	**Date of Expiration**	**Brand**
Specific Conductance (µS/cm)	4,490	24021650	09/2026	Atlanta Instrument Rental, Inc.
pH (SU)	4.00	24021650	09/2026	Atlanta Instrument Rental, Inc.
pH (SU)	7.00	24021711	09/2026	Atlanta Instrument Rental, Inc.
pH (SU)	10.00	24022784	09/2026	Atlanta Instrument Rental, Inc.
D.O. (%)	N/A	24021650	09/2026	Atlanta Instrument Rental, Inc.
ORP (mV)	228.0	24020598	09/2026	Atlanta Instrument Rental, Inc.

Calibration					
Time Start	08:40	**Time Finish**	09:06		
Parameter	**Standard**	**Calibration Value**	**Calibration Solution Temperature (°C)**	**Acceptance Criteria**	**Reference**
D.O. (%)	N/A	100.00	19.49	± 10%	NA
Specific Conductance (µS/cm)	4,490	4,826.00	14.82	± 10% of standard	EPA 2023
pH (SU)	4.00	4.00	19.49	± 0.1	GWMP
pH (SU)	7.00	6.94	17.18	± 0.1	GWMP
pH (SU)	10.00	9.87	15.78	± 0.1	GWMP
ORP (mV)	228.0	217.80	15.24	± 10	EPA 2023

	Standard	Calibration Value	Acceptance Criteria	Reference
Turbidity (NTU)	10.00	10.00	± 10% of standard	EPA 2023
	20.00	19.90		
	100.00	100.00		
	800.00	793.00		

Calibration Check					
Time Start	12:32	**Time Finish**	12:41		
Parameter	**Standard**	**Calibration Value**	**Calibration Solution Temperature (°C)**	**Acceptance Criteria**	**Reference**
Specific Conductance (µS/cm)	4,490	4,146.00	20.55	± 10% of standard	EPA 2023
pH (SU)	4.00	4.05	20.31	± 0.1	GWMP
pH (SU)	7.00	7.02	21.12	± 0.1	GWMP
pH (SU)	10.00	10.03	23.42	± 0.1	GWMP

	Standard	Calibration Value	Acceptance Criteria	Reference
Turbidity (NTU)	10.00	9.90	± 10% of standard	EPA 2023
	20.00	20.90		
	100.00	98.90		
	800.00	782.00		

Notes:

Start of Day:

End of Day:

APPENDIX D
HISTORICAL SURFACE WATER ANALYTICAL DATA

Constituent		Well ID			
		SPRING	SPRING	SPRING	SPRING
		3/9/2016	3/13/2018	3/6/2020	2/10/2023
Appendix III	Boron	0.0376 J	0.0042 J	0.0082 J	< 0.0086
	Calcium	25	25.8	14.0	28.5
	Chloride	2.4074	2.6	2.1	2.3
	Fluoride	0.0268 J	0.096 J	< 0.050	0.062 J
	pH	NA	7.43	7.2	7.42
	Sulfate	1.7054	2.1	3.4	2.2
	TDS	66	111	75.0	123
Appendix I	Antimony	< 0.00300	< 0.00078	< 0.00027	< 0.00078
	Arsenic	< 0.00500	0.0006 J	0.00041 J	< 0.0022
	Barium	0.0177	0.054	0.039	0.024
	Beryllium	< 0.00300	< 0.00005	< 0.000074	< 0.000054
	Cadmium	< 0.00100	< 0.000093	< 0.00011	< 0.00011
	Chromium	< 0.0100	< 0.0016	0.0033 J	< 0.0011
	Cobalt	< 0.0100	0.001 J	0.00051 J	< 0.00039
	Copper	< 0.0250	< 0.025	0.0015 J	< 0.0010
	Lead	< 0.00500	0.00037 J	0.00071 J	< 0.00089
	Lithium	< 0.0500	NA	NA	NA
	Mercury	< 0.000500	< 0.000036	< 0.00014	< 0.00013
	Molybdenum	< 0.0100	NA	NA	NA
	Nickel	< 0.0100	< 0.00095	0.0014 J	< 0.00071
	Selenium	< 0.0100	< 0.0014	< 0.0013	< 0.0014
	Silver	< 0.0100	< 0.00095	< 0.00028	< 0.00044
	Thallium	< 0.00100	< 0.00014	< 0.000052	< 0.00018
	Vanadium	< 0.0100	< 0.0019	0.0032 J	< 0.0019
	Zinc	0.00315 J	0.0035 J	0.0064 J	< 0.0085
Additional Parameters	Alkalinity, Total	NA	NA	NA	130
	Alkalinity, Bicarbonate	NA	NA	NA	130
	Magnesium	NA	NA	NA	16.0
	Sodium	NA	NA	NA	1.4
	Potassium	NA	NA	NA	0.74

Notes:
1. Results for constituents are reported in milligrams per liter (mg/L). pH reported in standard units (s.u.).
2. < indicates the constituent was not detected above the analytical reporting detection limit (RDL) shown.
3. J indicates the constituent was detected at such low levels that the precision of the laboratory instruments could not produce a reliable value. Therefore, the value displayed (value J) is qualified by the laboratory as an estimated number.
4. Appendix III - indicator parameters evaluated during Detection Monitoring.
5. TDS indicates Total Dissolved Solids
6. NA indicates consituent was not sampled
7. Semi-annual sampling of the Spring has been conducted in accordance with the previous Georgia Solid Waste Permit No 008-018D (LI) issued in 2007 and continues to date under the 2022 CCR Permit Groundwater Monitoring Plan (GWMP). The Spring was dry during events not listed on the table.

APPENDIX E
STATISTICAL ANALYSIS

GROUNDWATER STATS CONSULTING

August 31, 2026

Southern Company Services
Attn: Ms. Kristen Jurinko
241 Ralph McGill Blvd. NE, Bin 10160
Atlanta, Georgia 30308-3374

Re: Plant Bowen Landfill Cells 1, 2, 9, and 10
Background Update & Statistical Analysis – February 2026 Sample Event

Dear Ms. Jurinko,

Groundwater Stats Consulting, formerly the statistical consulting division of Sanitas Technologies, is pleased to provide the background update and statistical analysis of groundwater quality for the February 2026 sample event for Georgia Power Company's Plant Bowen Landfill Cells 1, 2, 9, and 10. The analysis complies with the United States Environmental Protection Agency (USEPA) Coal Combustion Residuals (CCR) Rule 40 Code of Federal Regulations (CFR) 257 Subpart D, the Georgia Environmental Protection Division (EPD) Rules for Solid Waste Management Chapter 391-3-4-.10 and follows the USEPA Unified Guidance (2009).

Semi-annual sampling is conducted for USEPA's CCR Appendix III parameters, in addition to 16 parameters in accordance with the Georgia EPD's Solid Waste Permit. The monitoring well network, as provided by Southern Company Services, consists of the following:

- **Upgradient wells:** GWA-1, GWA-2, GWA-2R, GWA-3A, GWA-4RZ, GWA-39RZ, GWA-39Z, GWA-40, GWA-41, GWA-41R, GWA-42, GWA-43, GWA-43R, GWA-50, and GWA-50R
- **Downgradient wells:** GWC-5, GWC-6, GWC-6RZ, GWC-7Z, GWC-8RR, GWC-8Z, GWC-9, GWC-10, GWC-10R, GWC-11, GWC-11R, GWC-12, GWC-13, GWC-13RZ, GWC-14Z, GWC-15R, GWC-15Z, GWC-44, GWC-45, GWC-45R, GWC-46R, GWC-47, GWC-47R, GWC-48, GWC-49R, and GWC-49Z

Note that upgradient well GWA-3 was replaced with GWA-3A, which was first sampled in March 2021. Data from well GWA-3 have been combined with data from replacement well GWA-3A. A minimum of 8 samples has been collected from new well GWA-3A; therefore, the Mann-Whitney test of medians was used to compare newer observations collected only from well GWA-3A to historical observations collected from well GWA-3 for Appendix I and III constituents evaluated with intrawell prediction limits to determine whether the medians of data are statistically significantly different. For Appendix I and III constituents evaluated with interwell prediction limits, since these limits are constructed using pooled upgradient well data, trend tests are used on the full record for well GWA-3A to determine if statistically significant increasing or decreasing trends in groundwater quality are present. This analysis is discussed further below.

Data were sent electronically to Groundwater Stats Consulting, and the statistical analysis was reviewed by Kristina Rayner, Founder and Senior Statistician for Groundwater Stats Consulting. The analysis was prepared according to the recommended statistical methodology provided in the Fall 2017 by Dr. Kirk Cameron, PhD Statistician with MacStat Consulting and primary author of the USEPA Unified Guidance.

The following constituents are evaluated:

- **CCR Appendix III:** boron, calcium, chloride, fluoride, pH, sulfate, and TDS
- **Georgia EPD Appendix I:** antimony, arsenic, barium, beryllium, cadmium, chromium, cobalt, copper, lead, mercury, nickel, selenium, silver, thallium, vanadium, and zinc

Note that the terms "parameters" and "constituents" are interchangeable throughout this report. When there are no detections present in downgradient wells for a given constituent, statistical analyses are not required. A summary of well/constituent pairs with 100% non-detects follows this letter.

Time series plots for all well/constituent pairs are provided and are particularly useful for screening parameters detected in downgradient wells which require statistical analyses (Figure A). Additionally, a separate section of box plots is included for all constituents at upgradient and downgradient wells (Figure B). The time series plots are used to initially screen for suspected outliers and trends, while the box plots provide visual representation of variation within individual wells and between all wells. Values in background which have been flagged as outliers may be seen in a lighter font and as a disconnected symbol on the graphs.

Due to varying detection limits in background data sets, a substitution of the most recent reporting limit is used for all non-detects. Note that for calculation of intrawell prediction limits, substitution of the most recent reporting limit is performed separately for each well/parameter pair. In some cases, the reporting limit provided by the laboratory contains varying limits for a given parameter; therefore, the substitution may differ from well to well. This generally gives the most conservative limit in each case. In the case of beryllium, the most recent reporting limit of 0.004 mg/L replaces elevated reporting limits earlier in the records.

In earlier analyses, data at all wells for constituents detected in downgradient wells were evaluated for the following: 1) outliers; 2) trends; 3) most appropriate statistical method based on site characteristics of groundwater data upgradient of the facility; and 4) eligibility of downgradient wells when intrawell statistical methods are recommended. Power curves were provided with the screening to demonstrate that the selected statistical methods for the parameters listed above comply with the USEPA Unified Guidance and the Georgia Environmental Protection Division Rules for Solid Waste Management Chapter 391-3-4-.10. A few well/constituent pairs have a limited background data set due either to sampling or truncation of background date ranges. As more samples are collected, these well/constituent pairs will meet the minimum power requirements. The EPA suggests the selected statistical method should provide at least 55% power at 3 standard deviations or at least 80% power at 4 standard deviations. Power curves were based on the following statistical methods:

Georgia EPD Appendix I Constituents:

- Semi-Annual Sampling
- Intrawell Prediction Limits with 1-of-2 resample plan (antimony, arsenic, barium, beryllium, cadmium, chromium, cobalt, copper, lead, nickel, selenium, silver, vanadium, and zinc)
- Interwell Prediction Limits with 1-of-2 resample plan (mercury and thallium)
- # Constituents: 16
- # Downgradient wells: 26

CCR Appendix III Constituents:

- Semi-Annual Sampling
- Intrawell Prediction Limits with 1-of-2 resample plan – (boron, calcium, fluoride, sulfate, TDS)
- Interwell Prediction Limits with 1-of-2 resample plan – (chloride and pH)
- # Constituents: 7
- # Downgradient wells: 26

Parametric prediction limits are utilized when the screened historical data follow a normal or transformed-normal distribution. When data cannot be normalized or the majority of data are non-detects, a nonparametric test is utilized. While the false positive rate associated with the parametric limits is based on an annual 10% (5% per semi-annual event) as recommended by the EPA Unified Guidance (2009), the false positive rate associated with the nonparametric limits is dependent upon the available background sample size, number of future comparisons, and verification resample plan. The distribution of data is tested using the Shapiro-Wilk/Shapiro-Francia test for normality. After testing for normality and performing any adjustments as discussed below (US EPA, 2009), data are analyzed using either parametric or non-parametric prediction limits. Non-detects are handled as follows:

- No statistical analyses are required on wells and analytes containing 100% non-detects.
- When data contain <15% non-detects, simple substitution of one-half the reporting limit is utilized in the statistical analysis. The reporting limit utilized for non-detects is the most recent practical quantification limit (PQL) as reported by the laboratory.
- When data contain between 15-50% non-detects, the Kaplan-Meier non-detect adjustment is applied to the background data for parametric prediction limits. This technique adjusts the mean and standard deviation of the historical concentrations to account for concentrations below the reporting limit.
- Nonparametric prediction limits are used on data containing greater than 50% non-detects.

Natural systems continuously evolve due to physical changes made to the environment. Examples include capping a landfill, paving areas near a well, or lining a drainage channel to prevent erosion. Periodic updating of background statistical limits is necessary to accommodate these types of changes. In the interwell case, prediction limits are updated with upgradient well data during each event after careful screening for any new outliers. In the intrawell case, data for all wells and constituents may be re-evaluated when a minimum of 4 new data points is available to determine whether earlier concentrations are representative of present-day groundwater quality. In some cases, the earlier portion of data are deselected prior to construction of limits to provide sensitive limits that will rapidly detect changes in groundwater quality. Even though the data are excluded from the calculation, the values will continue to be reported and shown in tables and graphs.

Two-Step Statistical Analysis

Intrawell statistical methods, combined with 1-of-2 resample plan, may be used as a conservative first step for identifying potential facility impacts in downgradient wells. Intrawell methods use background data for individual wells and may be overly sensitive to variation in groundwater quality. In particular for nonparametric limits with small background sample sizes, the probability of a false positive is higher than the desired annual sitewide rate of 10%. Therefore, exceedances may occur as a result of variation in groundwater quality rather than facility impacts. A second step can be used to further evaluate those exceedances and reduce the overall number of statistically significant increases (SSIs) that result from variation in groundwater quality. In instances where intrawell statistical methods identify an apparent SSI, a second step of interwell statistical evaluation may be used to determine whether the measurement exceeds the sitewide background limit based on pooled upgradient well data. This is similar in concept to the procedure used in compliance monitoring programs where an interwell statistical limit is used to determine "background" (USEPA Unified Guidance (2009), Chapter 7, Section 7.5). For the detection monitoring program, if the result does not exceed sitewide (interwell) background, an SSI is not declared.

When the result exceeds the sitewide (interwell) background, the 1-of-2 resample plan allows for collection of an independent resample to confirm or disconfirm the initial finding. A statistically significant increase is not declared unless the resample exceeds the intrawell prediction limit (United State Environmental Protection Agency (USEPA) Unified Guidance, March 2009, Chapter 19). When the resample confirms the initial exceedance, further research would be required to identify the cause of the exceedance (i.e., impact from the site, natural variation, or an off-site source). When any resample falls within the statistical limit, the initial exceedance is considered to be a false positive result, and no further action is necessary. In cases where intrawell and interwell exceedances are noted and no resamples are collected, the initial exceedance will be considered a confirmed statistically significant increase (SSI).

Trend tests, in addition to interwell prediction limits, are recommended for well/constituent pairs found to have an apparent intrawell SSI. Trend analysis will provide for detection of long-term changes and potential facility impacts at a given well in cases where the concentrations at that well remain below the sitewide upgradient limits. Thus, the two-step approach has additional capability to detect long-term changes at downgradient wells compared to interwell methods alone. While a trend may be identified by visual inspection, a quantification of the trend and its significance is needed to identify whether concentrations are statistically significantly increasing, decreasing, or remaining stable over time. The absence of a statistically significant increasing trend indicates that

an initial intrawell exceedance is short-term and may be the result of spatial variation rather than facility impact to groundwater. If a facility impact has occurred, it will likely result in additional exceedances in future sampling events. When a statistically significant increasing trend is noted, additional data may be needed to demonstrate that there is reasonable evidence that the initial intrawell statistical exceedance is a result of spatial variation rather than a result of impact to groundwater quality downgradient of the facility.

Historical Summary of Appendix I & Appendix III Background Screening & Update – Conducted in April 2022

Outlier Analysis

Tukey's outlier test and visual screening were used to evaluate data at all wells through February 2022. Tukey's test identified several potential outliers and confirmed previously flagged values. Some identified values were not flagged because they appeared to be representative of spatial variation. High values that were not identified by Tukey's test, but flagged as outliers, reduced variation among background datasets and resulted in statistical limits that are conservative (in most cases, lower) from a regulatory perspective. Note that previously flagged values for antimony at upgradient wells GWA-1 and GWA-2 along with downgradient well GWC-11R were unflagged during the background update as more recent values were of similar concentration. As mentioned above, any flagged data are displayed in a lighter font and as a disconnected symbol on the time series reports, as well as in a lighter font on the accompanying data pages. Summary tables of all flagged values follow this report (Figure C).

Seasonality

No obvious seasonal patterns were observed on the time series plots for any of the detected data; therefore, no deseasonalizing adjustments were made. When seasonal patterns are observed, data may be deseasonalized so that the resulting limits will correctly account for the seasonality as a predictable pattern rather than random variation or a release.

Determination of Spatial Variation

The Analysis of Variance (ANOVA) was used to statistically evaluate differences in average concentrations among upgradient wells for constituents detected in downgradient wells. The ANOVA assists in identifying the most appropriate statistical approach. Interwell tests, which compare downgradient well data to statistical limits constructed from pooled

upgradient well data, are appropriate when average concentrations are similar across upgradient wells. Intrawell tests, which compare compliance data from a single well to screened historical data within the same well, are appropriate when upgradient wells exhibit spatial variation; when statistical limits constructed from upgradient wells are not representative of the current background data population; and when downgradient water quality is unimpacted compared to upgradient water quality for the same parameter. The ANOVA identified variation for all Appendix I & III parameters except for mercury and thallium; therefore, mercury and thallium will be tested with interwell statistical methods. All parameters were further evaluated as described for the appropriateness of intrawell testing to accommodate the groundwater quality. A summary table of the ANOVA results is included with the reports.

Eligibility of Intrawell Methods

Intrawell limits constructed from carefully screened background data from within each well serve to provide statistical limits that are conservative (i.e., lower) from a regulatory perspective, and that will rapidly identify a change in more recent compliance data from within a given well. This statistical method removes the element of variation from across wells and eliminates the chance of mistaking spatial variation for a release from the facility. Prior to performing intrawell prediction limits, several steps are required to reasonably demonstrate downgradient water quality does not have existing impacts from the practices of the facility.

Exploratory data analysis was used as a general comparison of concentrations in downgradient wells for all Appendix I and III parameters recommended for intrawell analyses to concentrations reported in upgradient wells. Upper tolerance limits are used in conjunction with confidence intervals to determine whether the estimated averages in downgradient wells are higher than observed levels upgradient of the facility. Upper tolerance limits estimate an upper percentile (in this case the 99th percentile) with known confidence level and thus represent the upper range of likely background values. Tolerance limits are similar to prediction limits that are used for detection monitoring, but tolerance limits are constructed to contain a given fraction of the background population whereas prediction limits are constructed to contain a given number of future observations with known confidence level.

In cases where downgradient average concentrations are higher than observed concentrations upgradient for a given constituent, an independent study and hydrogeological investigation would be required to identify local geochemical conditions and expected groundwater quality for the region to justify an intrawell approach. Such an assessment is beyond the scope of services provided by Groundwater Stats Consulting.

When there is not an obvious explanation for observed concentration differences in downgradient wells relative to reported concentrations in upgradient wells, interwell prediction limits will initially be selected for the statistical method until further evidence shows that concentrations are due to spatial variation rather than a result of the facility.

Upper Tolerance Limits

Parametric tolerance limits were constructed with a target of 99% confidence and 95% coverage using pooled upgradient well data for each of the Appendix III parameters. The confidence and coverage levels for nonparametric tolerance limits are dependent upon the number of background samples. As more data are collected, the background population is better represented and the confidence and coverage levels for nonparametric tolerance limits increase.

Confidence Intervals

Confidence intervals were constructed on downgradient wells for each of the Appendix I & III parameters, using the tolerance limits discussed above, to determine intrawell eligibility. When the entire confidence interval is above a background standard for a given parameter, interwell methods are initially recommended as the statistical method. Therefore, only parameters with confidence intervals which did not exceed background standards are eligible for intrawell prediction limits. Note that well/constituent pairs with 100% non-detects were deselected prior to construction of confidence intervals.

Confidence intervals for Appendix I & III parameters exceeded their respective background limits for beryllium, chloride, and pH. Therefore, for Appendix I parameters, interwell methods were initially recommended for beryllium, mercury, and thallium. Intrawell methods were initially recommended for antimony, arsenic, barium, cadmium, chromium, cobalt, copper, lead, nickel, selenium, silver, vanadium, and zinc. For Appendix III parameters, interwell methods were recommended for chloride and pH. Intrawell methods were recommended for boron, calcium, fluoride, sulfate, and TDS.

Mann-Whitney - Intrawell

For constituents requiring intrawell prediction limits, the Mann-Whitney (Wilcoxon Rank Sum) test was used to compare the medians of historical data through September 2018 for Appendix I constituents and through September 2019 for Appendix III constituents to the medians of the new compliance samples at each well through August 2021. Previously truncated data sets discussed above were also compared to the most recent set of measurements through August 2021. If the medians of the two groups are not

significantly different at the 99% confidence level, background data are typically updated to include the newer compliance data. Note that no reports were produced for several well/constituent pairs as there was no variation in the data. Additionally, no Mann-Whitney test was run for barium at downgradient well GWC-13RZ since this well/constituent pair has been historically evaluated with a trend test in lieu of prediction limits due to due to steadily increasing data since early 2016.

Several statistically significant differences were found between the two groups for the Appendix I and III constituents. Typically, when the test concludes that the medians of the two groups are significantly different, particularly in the downgradient wells, the background data are not updated to include the newer data unless updating results in the similar or more conservative limits, or it can be reasonably justified that the change in concentrations is unrelated to practices at the site. In studies in which at least one of the segments being compared is of short duration, the comparison is complicated by the fact that normal short-term variation may be mistaken for long-term change in medians.

Statistically significant increasing medians were found for the following well/constituent pairs:

Appendix I:

- Barium: GWA-2R, GWA-4RZ (both upgradient), GWC-11R, and GWC-49R
- Cobalt: GWA-4RZ (upgradient)
- Zinc: GWC-47 and GWC-47R

Appendix III:

- Sulfate: GWC-14Z

Each respective record for these well/constituent pairs were updated with compliance data and are discussed below.

For upgradient well/constituent pairs with significant increases in medians (barium in wells GWA-2R and GWA-4RZ and cobalt in well GWA-4RZ), the increases in concentrations are, reportedly, not related to the facility and represent background conditions. For barium in downgradient well GWC-11R and sulfate in downgradient well GWC-14Z, the concentrations are relatively low, and updating the records does not result in high limits compared to limits at upgradient wells for the same constituents. For barium in downgradient well GWC-49R, the compliance samples remain within range of concentrations upgradient of the facility and the pattern is very similar to that of upgradient well GWA-4RZ which has higher reported concentrations; therefore, this well/constituent pair was updated. Regarding zinc in downgradient wells GWC-47 and

GWC-47R, the most recent concentrations in these wells are, reportedly, due to variation in groundwater quality, are somewhat similar to historical concentrations detected in these wells, are marginally higher than the current reporting limit, and remain within the range of upgradient concentrations. Therefore, the records for these well/constituent pairs were updated.

A large number of well/constituent pairs for Appendix I and Appendix III constituents had statistically significant decreasing medians in more recent data. A summary of the significant cases was listed in the summary tables for Appendix I and Appendix III Mann-Whitney results. In most cases with significant results, the differences were relatively small, the most recent measurements were similar to measurements in the early part of the record, or the update resulted in similar or more conservative limits. Therefore, the majority of these records were updated. For parametric limits, however, a decreasing difference can result in higher variance, which tends to increase the limit. For the following cases, earlier portions of the records were truncated to reduce variability among background data, utilize concentrations that appear to have stabilized, and deselect elevated historical concentrations:

Appendix I:

- Vanadium: GWC-15Z
- Zinc: GWC-5

Appendix III:

- Calcium: GWC-49Z
- Sulfate: GWC-49Z

Any adjustments are shown in the Date Range Table in addition to adjustments listed for chromium, copper, and nickel from previous analysis.

Upgradient Well Trend Tests – Interwell

The Sen's Slope/Mann Kendall trend test was used to evaluate data at upgradient wells for each of the parameters tested using interwell prediction limits-- mercury and thallium (Appendix I), and chloride and pH (Appendix III) to identify statistically significant increasing or decreasing trends in background. The results of the trend analyses showed no statistically significant increasing or decreasing trends for Appendix I constituents. For the Appendix III constituents, no statistically significant increasing trends were identified. The following statistically significant decreasing trends were noted:

- Chloride: GWA-1, GWA-39Z, GWA-41, and GWA-41R
- pH: GWA-2R, GWA-41R, GWA-43, GWA-50, and GWA-50R

Truncation of upgradient well records to remove trends should be done with caution since the higher concentrations could appear in future years at downgradient wells in the absence of facility impacts. Therefore, no adjustments were made at the time. While no statistically significant trend was identified for pH in upgradient well GWA-3A, it was noted that the more recent reported measurements since March 2021 are higher than those reported historically. No truncation of the record was required since interwell prediction limits, which pool upgradient well data, are used to evaluate pH and reported measurements are similar to those reported in neighboring upgradient wells.

Mann-Whitney Test & Trend Tests – GWA-3A – Spring 2025

During the Spring 2025 report, a minimum of 8 background samples had been collected from well GWA-3A since March 2021; therefore, the Mann-Whitney test was used to compare historical observations through March 2020 collected from well GWA-3 to newer observations through August 2024 from replacement well GWA-3A for Appendix I and III constituents. The Mann-Whitney test is a two-sample test which evaluates the medians of the background and compliance data to determine whether the medians are statistically significantly different. Statistically significant differences were identified for the following constituents:

- barium, calcium, copper, fluoride, nickel, sulfate, TDS, and zinc

In the cases where statistically significant differences were identified at the 99% confidence level, the historical record was truncated so that only data from the new well is used in construction of intrawell prediction limits for Appendix I and III constituents. Exceptions include the records for barium and fluoride at well GWA-3A because while the Mann-Whitney test identified statistically significant differences in medians, the more recent concentrations are within the range of historic concentrations from well GWA-3. Additionally, higher measurements earlier in the record remain flagged as outliers for barium at well GWA-3A and are not included in construction of statistical limits. A list of well/constituent pairs using a truncated portion of their record follows this report.

For Appendix I and III constituents evaluated with interwell prediction limits, since these limits are constructed using pooled upgradient well data, trend tests were used on the full record through March 2025 for well GWA-3A to determine if statistically significant increasing or decreasing trends in groundwater quality are present. No statistically significant trends were identified; therefore, no further action was required.

Summary of Appendix I & Appendix III Background Update – Conducted in April 2026

Following discussions regarding additional geochemical studies conducted by Stantec, beryllium was reclassified to be evaluated using intrawell prediction limits. All wells were screened for outliers and trends using data through August/September 2025 for beryllium to evaluate the February 2026 samples.

Outlier Analysis

Prior to updating prediction limits during the Spring 2026 statistical analysis, Tukey's outlier test and visual screening were used to evaluate data at all wells through August/September 2025 for constituents evaluated with intrawell prediction limits and at upgradient wells through February 2026 for constituents evaluated with interwell prediction limits.

Tukey's test for parameters evaluated using intrawell prediction limits identified potential outliers for antimony, arsenic, barium, boron, calcium, chromium, cobalt, copper, fluoride, lead, nickel, sulfate, TDS, vanadium, and zinc. Visual screening and Tukey's outlier test confirmed previously flagged values with the exception of a previously flagged outlier for chromium at downgradient well GWC-47R, which was unflagged because the observation was similar to more recent concentrations. Among values identified by Tukey's test, the highest values for chromium at wells GWC-6RZ and GWC-47R, and for TDS at wells GWA-50, GWC-6, and GWC-15Z were flagged as outliers during this update. Any values identified by Tukey's test but not flagged were similar to surrounding concentrations within the respective record or resulted in statistical limits representative of near-term and potentially future background. Although not identified by Tukey's outlier test, the highest values for barium at well GWC-47R, calcium at well GWC-49Z, chromium at well GWC-5, nickel at well GWC-45R, sulfate at well GWC-14Z, and TDS at wells GWC-14Z, GWC-15R, and GWC-44, along with the lowest values for TDS at wells GWC-13RZ and GWC-45R were identified by visual screening and flagged during this update in order to construct statistical limits capable of detecting changes in groundwater quality.

Tukey's outlier test on pooled upgradient well data for parameters using interwell prediction limits identified outliers for chloride; however, these measurements were not flagged as outliers as the concentrations were similar to those reported among neighboring upgradient wells. Additionally, the resulting statistical limits are representative of near-term and potentially future background. No additional values were flagged among upgradient wells for Appendix I and III parameters evaluated with interwell prediction limits.

While concentrations from downgradient wells do not impact interwell prediction limits which are constructed from pooled upgradient well data, high values for pH at downgradient wells GWC-8Z, GWC-13RZ, GWC-14Z, and GWC-15Z remain flagged because these observations are several standard deviations above remaining measurements in the respective records.

As mentioned above, any flagged data are displayed in a lighter font and as a disconnected symbol on the time series reports, as well as in a lighter font on the accompanying data pages.

Mann-Whitney - Intrawell

For constituents requiring intrawell prediction limits, the Mann-Whitney (Wilcoxon Rank Sum) test was used to compare the medians of historical data through August 2023 for Appendix I & III constituents to the medians of the new compliance samples at each well through the respective Fall 2025 sample event (Figure D). Previously truncated data sets discussed above were also compared to the most recent set of measurements through August 2023. If the medians of the two groups are not significantly different at the 99% confidence level, background data are typically updated to include the newer compliance data. Note that reports were not produced for several well/constituent pairs when no variation in the data was present. Statistically significant differences (either an increase or decrease in median concentrations) were found between the two groups for the Appendix I and III constituents:

Appendix I

Increase

- Barium: GWC-48
- Nickel: GWA-42 (upgradient) and GWC-48

Decrease

- Antimony: GWA-1 (upgradient) and GWC-7Z
- Barium: GWA-41, GWA-43, GWA-50R (all upgradient), GWC-5, GWC-6RZ, GWC-7Z, GWC-8RR, and GWC-15R
- Chromium: GWC-13
- Copper: GWA-50 (upgradient)
- Vanadium: GWC-45R

Appendix III

Increase

- Calcium: GWA-42 (upgradient)
- Sulfate: GWC-9, GWC-47, and GWC-48

Decrease

- Calcium: GWA-43, GWA-50R (both upgradient), and GWC-15R
- Sulfate: GWA-39RZ (upgradient), GWC-5, GWC-6, GWC-8Z, GWC-15R, GWC-15Z, GWC-46R, GWC-49Z, and GWC-49R
- TDS: GWC-15R

Typically, when the test concludes that the medians of the two groups are significantly different, particularly in the downgradient wells, the background data are not updated to include the newer data unless updating results in the similar or more conservative limits, or it can be reasonably justified that the change in concentrations is unrelated to practices at the site. In studies where at least one of the segments being compared is of short duration, the comparison is complicated by the fact that normal short-term variation may be mistaken for long-term change in medians.

For well/constituent pairs with significant increases in medians among upgradient wells, the increases in concentrations are, reportedly, not related to the facility and represent background conditions. Records for downgradient well/constituent pairs with statistically significant increases in median concentrations were also updated through Fall 2025 since the compliance measurements were similar to or within the range of historic concentrations. Exceptions include the records for barium and nickel in downgradient well GWC-48 as compliance observations are higher than existing background concentrations within each record and show an increasing trend. All records will be re-evaluated during the next update, and should concentrations stabilize, background data for these well/constituent pairs may be updated.

Several statistically significant decreasing medians were identified in more recent data for Appendix I and Appendix III constituents. The significant cases are provided with the report in the summary tables for Appendix I and Appendix III Mann-Whitney results. In most cases, the differences were relatively small, the more recent measurements were similar to measurements in the early part of the record, or updating the records resulted in similar or more conservative (i.e., lower) limits. Therefore, all records were updated.

The following well/constituent pairs identified with decreases in medians, however, had earlier portions of their records truncated in order to reduce variability among background data, remove the influence of any possible trends, utilize concentrations that appear to have stabilized, and remove elevated historic concentrations:

- Barium: GWC-6RZ
- Sulfate: GWC-8Z

Any adjustments are shown in the Date Range Table in addition to adjustments listed from previous updates.

GWA-3A Trend Tests – Intrawell

While well GWA-3A did not have sufficient compliance observations to be tested with the Mann-Whitney test, records for well GWA-3A for calcium, copper, nickel, sulfate, TDS, and zinc were evaluated with the Sen's Slope/Mann Kendall trend test to assess data through September 2025 to identify statistically significant increasing or decreasing trends in background at the 99% confidence level (Figure E). The results of the trend analyses showed a statistically significant increasing trend for TDS at GWA-3A; however, the record has limited samples at this time and truncation of earlier observations would have a marginal effect on the resulting statistical limit. Therefore, the full records from March 2021 onward will be used to construct statistical limits.

Beryllium Trend Tests – Intrawell

While trends may be visual, a quantification of the trend and its significance is needed. The Sen's Slope/Mann Kendall trend test was used to evaluate all data at each well to identify statistically significant increasing or decreasing trends (Figure F). In the absence of suspected contamination, significant trending data are typically not included as part of the background data used for construction of prediction limits. This step serves to eliminate the trend and, thus, reduce variation in background. When statistically significant trends are present, earlier data are evaluated to determine whether earlier concentration levels are significantly different than current reported concentrations and will be deselected as necessary. A summary report will be provided to show the date ranges used in construction of the statistical limits, when the historical records of data are truncated for the aforementioned reasons. Statistically significant trends were identified for the following wells:

Increasing
- GWC-5 and GWC-48

Decreasing
- GWC-8Z, GWC-9, GWC-10, and GWC-14Z

Note that in the case of beryllium at downgradient wells GWC-8Z, GWC-10, and GWC-14Z, the statistically significant trends indicate a zero slope, which represents the median slope of all possible pairwise slopes within these records. The zero slope is a result of several trace values below the current reporting limit and reported non-detect measurements replaced with the same value of the most recent reporting limit. The

significant trends identified at GWC-5 and GWC-9 are byproducts of several non-detects early in the record followed by more recent observations either detected above the most recent reporting limit or reported below the most recent reporting limit, respectively. Although a statistically significant increasing trend was also identified for GWC-48, more recent concentrations are either slightly above or below the most recent reporting limit of 0.0004 mg/L. Therefore, no records required truncation for beryllium at this time.

Upgradient Well Trend Tests – Interwell

The Sen's Slope/Mann Kendall trend test was used to evaluate data through February 2026 at upgradient wells for mercury and thallium (Appendix I) and chloride and pH (Appendix III), which are tested using interwell prediction limits, to identify statistically significant increasing or decreasing trends in background at the 99% confidence level (Figure G). The results of the trend analyses showed no statistically significant increasing or decreasing trends for Appendix I constituents. For the Appendix III constituents, no statistically significant increasing trends were identified. The following statistically significant decreasing trends were noted:

- Chloride: GWA-1, GWA-3A, GWA-39RZ, GWA-39Z, GWA-41, GWA-41R, GWA-43R, GWA-50, and GWA-50R
- pH: GWA-1, GWA-2R, GWA-4RZ, GWA-40, GWA-41R, GWA-42, GWA-43, GWA-50, and GWA-50R

As mentioned above, truncation of upgradient well records to remove trends should be done with caution since the higher concentrations could appear in future years at downgradient wells in the absence of facility impacts. Additionally, resulting statistical limits are representative of current groundwater quality conditions. Therefore, no adjustments were made at this time. As mentioned earlier, while no statistically significant trend was identified for pH in upgradient well GWA-3A, it was noted that the more recent reported measurements since March 2021 are higher than those reported historically. No truncation of the record was required since interwell prediction limits, which pool upgradient well data, are used to evaluate pH and reported measurements are similar to those reported in neighboring upgradient wells.

Evaluation of Georgia EPD Appendix I Constituents – February 2026

Intrawell Prediction Limits

Intrawell prediction limits, combined with a 1-of-2 resample plan, for antimony, arsenic, barium, beryllium, cadmium, chromium, cobalt, copper, lead, nickel, selenium, silver,

vanadium, and zinc were constructed using all available historical data through Fall 2025, except for the cases mentioned above, which use a truncated portion of the respective record. A list of those records is provided in the Date Range Table.

Compliance data from the February 2026 sample event were compared to these limits (Figure H). No statistical analyses were included for well/constituent pairs with 100% non-detects. A summary of those well/constituent pairs follows this letter.

As discussed earlier, the most recent reporting limit is substituted on a well-by-well basis for computing intrawell prediction limits. Therefore, individual wells can have different substitutions for a given parameter depending on what the laboratory has reported for each well.

In the event of an initial exceedance of compliance well data, the 1-of-2 resample plan allows for collection of one additional sample to determine whether the initial exceedance is confirmed. When a resample confirms the initial exceedance, a statistically significant increase (SSI) is identified, and further research would be required to identify the cause of the exceedance (i.e., impact from the site, natural variation, or an off-site source). If any resample falls within the statistical limit, the initial exceedance is considered to be a false positive result, and no further action is necessary. Summaries of the Georgia EPD Appendix I prediction limits follow this report. No exceedances were identified.

Two-Step Approach

In accordance with the two-step approach, interwell prediction limits are constructed using pooled upgradient well data to further evaluate apparent intrawell exceedances among downgradient wells. Because no intrawell prediction limit exceedances were identified, no further action was required.

Interwell Prediction Limits

Interwell prediction limits, combined with a 1-of-2 resample plan, were constructed for mercury and thallium using all historical upgradient well data through February 2026 (Figure I). As mentioned above, upgradient well data were reassessed for potential outliers during this analysis. When values in background are flagged as outliers, the measurements may be seen in a lighter font and as a disconnected symbol on the graphs. No values were flagged as outliers at any of the upgradient wells for Appendix I constituents tested using interwell prediction limits.

Interwell prediction limits pool upgradient well data to establish a background limit for an individual constituent. The February 2026 sample from each downgradient well was compared to the background limit to determine whether exceedances over background are present. An exceedance was identified for the following well/constituent pair:

- Mercury: GWC-48

Trend Tests

When an exceedance occurs in a downgradient well, the exceedance is further evaluated using the Sen's Slope/Mann Kendall trend test at the 99% confidence level--whether or not the exceedance is confirmed as an SSI--in addition to interwell prediction limits in accordance with the two-step analysis (Figure J). Upgradient wells are included in the trend analyses to identify whether similar patterns exist upgradient of the site. No statistically significant trends were identified.

Evaluation of CCR Appendix III Parameters – February 2026

Intrawell Prediction Limits

Intrawell prediction limits, combined with a 1-of-2 resample plan, were constructed for boron, calcium, fluoride, sulfate, and TDS using all historical data at each well through Fall 2025 (Figure K). Results and a summary table follow this report. The February 2026 observation from each downgradient well was compared its respective background limit to determine whether exceedances over background are present. Apparent exceedances were identified for the following well/constituent pairs:

- Calcium: GWA-3A (upgradient), GWC-9, and GWC-12

When prediction limit exceedances are identified upgradient of the facility, it is an indication of changing groundwater quality unrelated to practices at the landfill.

Two-Step Approach

When interwell prediction limits were constructed using pooled upgradient well data through February 2026 for the apparent intrawell prediction limit exceedances in downgradient wells, no exceedances were identified (Figure L).

Interwell Prediction Limits

Upgradient well data were reassessed for potential outliers during this analysis. When values in background are flagged as outliers, the measurements may be seen in a lighter font and as a disconnected symbol on the graphs. No values were flagged as outliers at any of the upgradient wells for Appendix III constituents.

Interwell prediction limits, combined with a 1-of-2 resample plan, were constructed for chloride and pH using all historical upgradient well data through February 2026 (Figure M). Interwell prediction limits pool upgradient well data to establish a background limit for an individual constituent. Results and a summary table follow this report.

When the February 2026 samples from each downgradient well were compared to the interwell prediction limits for chloride and pH, a statistically significant exceedance was identified for the following well/constituent pair:

- pH (lower limit): GWC-44

Trend Tests

Data from downgradient well/constituent pairs found to exceed their respective prediction limits were further evaluated using the Sen's Slope/Mann Kendall trend test at the 99% confidence level along with upgradient wells for the same constituents. A summary of the trend test results follows this letter (Figure N). Statistically significant trends were identified for the following well/constituent pairs:

Increasing
- Calcium: GWA-1, GWA-4RZ, GWA-42, and GWA-43R (all upgradient)

Decreasing
- Calcium: GWA-43, GWA-50R, and GWA-50 (all upgradient)
- pH: GWA-1, GWA-2R, GWA-4RZ, GWA-40, GWA-42, GWA-43, GWA-50R, GWA-50 (all upgradient), and GWC-44

Resample Reports – May 2026

Additional data were collected in May 2026 for calcium, chloride, pH, and sulfate at downgradient wells GWC-5 and GWC-48, beryllium at well GWC-5, and mercury at well GWC-48. Intrawell prediction limits were constructed using background data through Fall 2025 to compare the resamples for calcium, sulfate, and beryllium (Figures O and P). No exceedances were identified.

Interwell prediction limits were constructed using background data through February 2026 to compare the resamples for chloride and pH at downgradient wells GWC-5 and GWC-48, and for mercury at well GWC-48 (Figures Q and R). The reported resample of 0.00067 mg/L for mercury at well GWC-48 exceeded its respective limit of 0.0002 mg/L.

Summary

Georgia EPD Appendix I

Based on the results of the Appendix I prediction limits and the two-step approach, an exceedance was identified for the following well/constituent pair:

- Mercury: GWC-48

CCR Appendix III

Based on the results of the Appendix III prediction limits, an exceedance was identified for the following well/constituent pair:

- pH: GWC-44

Trend tests were performed for all apparent intrawell and interwell exceedances and corresponding upgradient wells. Results are presented in the corresponding tables.

Thank you for the opportunity to assist you in the statistical analysis of groundwater quality for Plant Bowen Landfill Cells 1, 2, 9 and 10. If you have any questions or comments, please feel free to contact us.

For Groundwater Stats Consulting,

Andrew T. Collins
Project Manager

Kristina M. Rayner
Senior Statistician

Table of Contents

Summary Tables	22
Figure A. Time Series	68
Figure B. Box Plots	469
Figure C. Outlier Summary & Tukey's Outlier Tests	505
Figure D. Appendix I & III Mann-Whitney	731
Appendix I Mann-Whitney	732
Appendix III Mann-Whitney	
Figure E. Trend Tests - GWA-3A	1525
Figure F. Trend Tests - Beryllium	1530
Figure G. Trend Tests - Upgradient Wells	1544
Figure H. Appendix I Intrawell Prediction Limits	1562
Figure I. Appendix I Interwell Prediction Limits	2134
Figure J. Appendix I Trend Tests - Prediction Limit Exceedances	2213
Figure K. Appendix III Intrawell Prediction Limits	2219
Figure L. Appendix III Interwell Prediction Limits - Two-Step	2482
Figure M. Appendix III Interwell Prediction Limits	2493
Figure N. Appendix III Trend Tests - Prediction Limit Exceedances	2557
Figure O. Appendix I Intrawell Prediction Limits - Resample	2569
Figure P. Appendix III Intrawell Prediction Limits - Resample	2573
Figure Q. Appendix I Interwell Prediction Limits - Resample	2580
Figure R. Appendix III Interwell Prediction Limits - Resample	2593

Summary Tables

Sanitas™ v.10.1.06d Software licensed to Groundwater Stats Consulting. UG

Date Ranges

Date: 4/28/2026 9:00 AM

Plant Bowen Client: Southern Company Data: Bowen 1, 2, 9, & 10

Barium (mg/L)
- GWC-6 background:2/1/2017-9/13/2025
- GWC-6RZ background:3/29/2016-9/2/2025
- GWC-8RR background:4/26/2011-9/13/2025
- GWC-13RZ background:12/28/2017-9/4/2025
- GWC-48 background:3/10/2016-7/26/2023

Calcium (mg/L)
- GWA-3A overall:3/19/2021-2/17/2026, background:3/19/2021-9/2/2025
- GWC-14Z background:7/12/2017-9/4/2025
- GWC-49Z background:9/21/2016-8/29/2025

Chromium (mg/L)
- GWC-11R background:5/26/2016-9/3/2025
- GWC-13 background:4/1/2014-9/3/2025

Cobalt (mg/L)
- GWC-45 background:5/14/2008-9/2/2025

Copper (mg/L)
- GWA-3A overall:3/29/2021-2/17/2026, background:3/29/2021-9/2/2025
- GWA-50R background:4/14/2014-9/2/2025
- GWC-5 background:3/31/2015-9/3/2025

Nickel (mg/L)
- GWA-3A overall:3/29/2021-2/17/2026, background:3/29/2021-9/2/2025
- GWA-50R background:4/14/2014-9/2/2025
- GWC-48 background:3/10/2016-7/26/2023

Sulfate (mg/L)
- GWA-3A overall:3/19/2021-2/17/2026, background:3/29/2021-9/2/2025
- GWC-8Z background:4/7/2017-9/3/2025
- GWC-13 background:3/21/2018-9/3/2025
- GWC-13RZ background:7/12/2017-9/4/2025
- GWC-15Z background:11/23/2016-9/4/2025
- GWC-49Z background:9/21/2016-8/29/2025

TDS (mg/L)
- GWA-3A overall:3/19/2021-2/17/2026, background:3/29/2021-9/2/2025

Vanadium (mg/L)
- GWC-15Z background:4/27/2010-9/4/2025

Zinc (mg/L)
- GWA-3A overall:3/29/2021-2/17/2026, background:3/29/2021-9/2/2025
- GWC-5 background:3/31/2015-9/3/2025

Sanitas™ v.10.1.06e Software licensed to Groundwater Stats Consulting. UG

100% Non-Detects: Appendix I Intrawell

Analysis Run 6/8/2026 4:04 PM View: Appendix I Intrawell
Plant Bowen Client: Southern Company Data: Bowen 1, 2, 9, & 10

Arsenic (mg/L)
GWA-50

Beryllium (mg/L)
GWA-2, GWA-2R, GWA-3A, GWA-39RZ, GWA-39Z, GWA-40, GWA-41, GWA-50, GWC-10R, GWC-11R, GWC-12, GWC-15R, GWC-15Z, GWC-45, GWC-46R, GWC-49R, GWC-49Z

Cadmium (mg/L)
GWA-2, GWA-2R, GWA-3A, GWA-4RZ, GWA-39RZ, GWA-40, GWA-41, GWA-41R, GWA-43R, GWA-50R, GWC-6RZ, GWC-8RR, GWC-9, GWC-11, GWC-13, GWC-13RZ, GWC-15Z, GWC-45, GWC-46R, GWC-49R

Cobalt (mg/L)
GWA-39RZ, GWA-40, GWA-41, GWA-43R, GWA-50, GWC-6RZ, GWC-10R, GWC-47, GWC-47R, GWC-49R

Copper (mg/L)
GWC-49R

Lead (mg/L)
GWA-50R, GWC-46R, GWC-49R

Nickel (mg/L)
GWC-6RZ

Selenium (mg/L)
GWA-1, GWA-3A, GWA-39RZ, GWA-39Z, GWA-40, GWA-41, GWA-41R, GWA-42, GWA-43R, GWA-50, GWA-50R, GWC-6, GWC-7Z, GWC-8RR, GWC-10, GWC-10R, GWC-11, GWC-11R, GWC-12, GWC-15Z, GWC-45, GWC-45R, GWC-47R, GWC-49R, GWC-49Z

Silver (mg/L)
GWA-1, GWA-2, GWA-2R, GWA-3A, GWA-4RZ, GWA-39RZ, GWA-39Z, GWA-40, GWA-41, GWA-41R, GWA-42, GWA-43, GWA-43R, GWC-5, GWC-6, GWC-6RZ, GWC-7Z, GWC-8RR, GWC-8Z, GWC-9, GWC-10, GWC-10R, GWC-11, GWC-11R, GWC-13, GWC-14Z, GWC-15R, GWC-15Z, GWC-44, GWC-46R, GWC-47, GWC-47R, GWC-48, GWC-49R, GWC-49Z

Vanadium (mg/L)
GWA-39Z, GWA-40, GWA-41, GWA-50, GWC-6RZ, GWC-10R, GWC-46R, GWC-47, GWC-49R, GWC-49Z

Appendix I Mann-Whitney Test - Significant Results

Plant Bowen Client: Southern Company Data: Bowen 1, 2, 9, & 10 Printed 4/27/2026, 2:26 PM

Constituent	Well	Calc.	0.01	Alpha	Sig.	Method
Antimony (mg/L)	**GWA-1 (bg)**	**-2.659**	**Yes**	**0.01**	**Yes**	**Mann-W**
Antimony (mg/L)	**GWC-7Z**	**-3.325**	**Yes**	**0.01**	**Yes**	**Mann-W**
Barium (mg/L)	**GWA-41 (bg)**	**-3.006**	**Yes**	**0.01**	**Yes**	**Mann-W**
Barium (mg/L)	**GWA-43 (bg)**	**-2.598**	**Yes**	**0.01**	**Yes**	**Mann-W**
Barium (mg/L)	**GWA-50R (bg)**	**-3.06**	**Yes**	**0.01**	**Yes**	**Mann-W**
Barium (mg/L)	**GWC-5**	**-2.82**	**Yes**	**0.01**	**Yes**	**Mann-W**
Barium (mg/L)	**GWC-6RZ**	**-2.662**	**Yes**	**0.01**	**Yes**	**Mann-W**
Barium (mg/L)	**GWC-7Z**	**-2.682**	**Yes**	**0.01**	**Yes**	**Mann-W**
Barium (mg/L)	**GWC-8RR**	**-2.642**	**Yes**	**0.01**	**Yes**	**Mann-W**
Barium (mg/L)	**GWC-15R**	**-3.295**	**Yes**	**0.01**	**Yes**	**Mann-W**
Barium (mg/L)	**GWC-48**	**2.987**	**Yes**	**0.01**	**Yes**	**Mann-W**
Chromium (mg/L)	**GWC-13**	**-3.165**	**Yes**	**0.01**	**Yes**	**Mann-W**
Copper (mg/L)	**GWA-50 (bg)**	**-2.674**	**Yes**	**0.01**	**Yes**	**Mann-W**
Nickel (mg/L)	**GWA-42 (bg)**	**2.642**	**Yes**	**0.01**	**Yes**	**Mann-W**
Nickel (mg/L)	**GWC-48**	**2.986**	**Yes**	**0.01**	**Yes**	**Mann-W**
Vanadium (mg/L)	**GWC-45R**	**-3.28**	**Yes**	**0.01**	**Yes**	**Mann-W**

Appendix I Mann-Whitney Test - All Results

Plant Bowen Client: Southern Company Data: Bowen 1, 2, 9, & 10 Printed 4/27/2026, 2:26 PM

Constituent	Well	Calc.	0.01	Alpha	Sig.	Method
Antimony (mg/L)	**GWA-1 (bg)**	**-2.659**	**Yes**	**0.01**	**Yes**	**Mann-W**
Antimony (mg/L)	GWA-2 (bg)	0.3861	No	0.01	No	Mann-W
Antimony (mg/L)	GWA-2R (bg)	-2.561	No	0.01	No	Mann-W
Antimony (mg/L)	GWA-3A (bg)	-0.0243	No	0.01	No	Mann-W
Antimony (mg/L)	GWA-4RZ (bg)	1.176	No	0.01	No	Mann-W
Antimony (mg/L)	GWA-39RZ (bg)	-1.749	No	0.01	No	Mann-W
Antimony (mg/L)	GWA-39Z (bg)	0.3831	No	0.01	No	Mann-W
Antimony (mg/L)	GWA-40 (bg)	-0.07874	No	0.01	No	Mann-W
Antimony (mg/L)	GWA-41 (bg)	-0.07874	No	0.01	No	Mann-W
Antimony (mg/L)	GWA-41R (bg)	0.03874	No	0.01	No	Mann-W
Antimony (mg/L)	GWA-42 (bg)	0.3273	No	0.01	No	Mann-W
Antimony (mg/L)	GWA-43 (bg)	0.5512	No	0.01	No	Mann-W
Antimony (mg/L)	GWA-43R (bg)	-0.4922	No	0.01	No	Mann-W
Antimony (mg/L)	GWA-50 (bg)	0.6467	No	0.01	No	Mann-W
Antimony (mg/L)	GWA-50R (bg)	0.4177	No	0.01	No	Mann-W
Antimony (mg/L)	GWC-5	0.5982	No	0.01	No	Mann-W
Antimony (mg/L)	GWC-6	0.3968	No	0.01	No	Mann-W
Antimony (mg/L)	GWC-6RZ	0.4634	No	0.01	No	Mann-W
Antimony (mg/L)	**GWC-7Z**	**-3.325**	**Yes**	**0.01**	**Yes**	**Mann-W**
Antimony (mg/L)	GWC-8RR	0.76	No	0.01	No	Mann-W
Antimony (mg/L)	GWC-8Z	0.3728	No	0.01	No	Mann-W
Antimony (mg/L)	GWC-9	0.3861	No	0.01	No	Mann-W
Antimony (mg/L)	GWC-10	0.2315	No	0.01	No	Mann-W
Antimony (mg/L)	GWC-10R	-0.9502	No	0.01	No	Mann-W
Antimony (mg/L)	GWC-11	0.9148	No	0.01	No	Mann-W
Antimony (mg/L)	GWC-11R	-2.143	No	0.01	No	Mann-W
Antimony (mg/L)	GWC-12	0.3861	No	0.01	No	Mann-W
Antimony (mg/L)	GWC-13	-1.66	No	0.01	No	Mann-W
Antimony (mg/L)	GWC-13RZ	-0.1753	No	0.01	No	Mann-W
Antimony (mg/L)	GWC-14Z	0.3968	No	0.01	No	Mann-W
Antimony (mg/L)	GWC-15R	-2.252	No	0.01	No	Mann-W
Antimony (mg/L)	GWC-15Z	0.2065	No	0.01	No	Mann-W
Antimony (mg/L)	GWC-44	0.5512	No	0.01	No	Mann-W
Antimony (mg/L)	GWC-45	0.4949	No	0.01	No	Mann-W
Antimony (mg/L)	GWC-45R	0.2866	No	0.01	No	Mann-W
Antimony (mg/L)	GWC-46R	0.3904	No	0.01	No	Mann-W
Antimony (mg/L)	GWC-47	-0.8707	No	0.01	No	Mann-W
Antimony (mg/L)	GWC-47R	0.1499	No	0.01	No	Mann-W
Antimony (mg/L)	GWC-48	-0.5807	No	0.01	No	Mann-W
Antimony (mg/L)	GWC-49R	-2.49	No	0.01	No	Mann-W
Antimony (mg/L)	GWC-49Z	0.03799	No	0.01	No	Mann-W
Arsenic (mg/L)	GWA-1 (bg)	0.5982	No	0.01	No	Mann-W
Arsenic (mg/L)	GWA-2 (bg)	0.2343	No	0.01	No	Mann-W
Arsenic (mg/L)	GWA-2R (bg)	0.2699	No	0.01	No	Mann-W
Arsenic (mg/L)	GWA-3A (bg)	0.2343	No	0.01	No	Mann-W
Arsenic (mg/L)	GWA-4RZ (bg)	0.1764	No	0.01	No	Mann-W
Arsenic (mg/L)	GWA-39RZ (bg)	0.7155	No	0.01	No	Mann-W
Arsenic (mg/L)	GWA-39Z (bg)	-0.8707	No	0.01	No	Mann-W
Arsenic (mg/L)	GWA-40 (bg)	-0.4063	No	0.01	No	Mann-W
Arsenic (mg/L)	GWA-41 (bg)	-0.9189	No	0.01	No	Mann-W
Arsenic (mg/L)	GWA-41R (bg)	0.1484	No	0.01	No	Mann-W
Arsenic (mg/L)	GWA-42 (bg)	-0.7876	No	0.01	No	Mann-W
Arsenic (mg/L)	GWA-43 (bg)	0.5512	No	0.01	No	Mann-W
Arsenic (mg/L)	GWA-43R (bg)	0.722	No	0.01	No	Mann-W
Arsenic (mg/L)	GWA-50R (bg)	0.2535	No	0.01	No	Mann-W
Arsenic (mg/L)	GWC-5	0.2315	No	0.01	No	Mann-W
Arsenic (mg/L)	GWC-6	0.7762	No	0.01	No	Mann-W
Arsenic (mg/L)	GWC-6RZ	0.5037	No	0.01	No	Mann-W
Arsenic (mg/L)	GWC-7Z	-0.4808	No	0.01	No	Mann-W
Arsenic (mg/L)	GWC-8RR	0.5281	No	0.01	No	Mann-W
Arsenic (mg/L)	GWC-8Z	0.431	No	0.01	No	Mann-W
Arsenic (mg/L)	GWC-9	0.09355	No	0.01	No	Mann-W
Arsenic (mg/L)	GWC-10	0.1096	No	0.01	No	Mann-W
Arsenic (mg/L)	GWC-10R	0.3861	No	0.01	No	Mann-W
Arsenic (mg/L)	GWC-11	0.1366	No	0.01	No	Mann-W

Appendix I Mann-Whitney Test - All Results

Plant Bowen Client: Southern Company Data: Bowen 1, 2, 9, & 10 Printed 4/27/2026, 2:26 PM

Constituent	Well	Calc.	0.01	Alpha	Sig.	Method
Arsenic (mg/L)	GWC-11R	-0.6511	No	0.01	No	Mann-W
Arsenic (mg/L)	GWC-12	-1.923	No	0.01	No	Mann-W
Arsenic (mg/L)	GWC-13	0.7825	No	0.01	No	Mann-W
Arsenic (mg/L)	GWC-13RZ	0.1116	No	0.01	No	Mann-W
Arsenic (mg/L)	GWC-14Z	-0.03375	No	0.01	No	Mann-W
Arsenic (mg/L)	GWC-15R	0.4995	No	0.01	No	Mann-W
Arsenic (mg/L)	GWC-15Z	-0.02524	No	0.01	No	Mann-W
Arsenic (mg/L)	GWC-44	0.5147	No	0.01	No	Mann-W
Arsenic (mg/L)	GWC-45	-0.592	No	0.01	No	Mann-W
Arsenic (mg/L)	GWC-45R	0.5009	No	0.01	No	Mann-W
Arsenic (mg/L)	GWC-46R	0.8206	No	0.01	No	Mann-W
Arsenic (mg/L)	GWC-47	0.5512	No	0.01	No	Mann-W
Arsenic (mg/L)	GWC-47R	1.429	No	0.01	No	Mann-W
Arsenic (mg/L)	GWC-48	-2.4	No	0.01	No	Mann-W
Arsenic (mg/L)	GWC-49R	0.5512	No	0.01	No	Mann-W
Arsenic (mg/L)	GWC-49Z	-0.5455	No	0.01	No	Mann-W
Barium (mg/L)	GWA-1 (bg)	-1.759	No	0.01	No	Mann-W
Barium (mg/L)	GWA-2 (bg)	-0.0817	No	0.01	No	Mann-W
Barium (mg/L)	GWA-2R (bg)	1.757	No	0.01	No	Mann-W
Barium (mg/L)	GWA-3A (bg)	2.317	No	0.01	No	Mann-W
Barium (mg/L)	GWA-4RZ (bg)	2.548	No	0.01	No	Mann-W
Barium (mg/L)	GWA-39RZ (bg)	-0.9398	No	0.01	No	Mann-W
Barium (mg/L)	GWA-39Z (bg)	0.03711	No	0.01	No	Mann-W
Barium (mg/L)	GWA-40 (bg)	-1.3	No	0.01	No	Mann-W
Barium (mg/L)	**GWA-41 (bg)**	**-3.006**	**Yes**	**0.01**	**Yes**	**Mann-W**
Barium (mg/L)	GWA-41R (bg)	1.449	No	0.01	No	Mann-W
Barium (mg/L)	GWA-42 (bg)	2.013	No	0.01	No	Mann-W
Barium (mg/L)	**GWA-43 (bg)**	**-2.598**	**Yes**	**0.01**	**Yes**	**Mann-W**
Barium (mg/L)	GWA-43R (bg)	-1.522	No	0.01	No	Mann-W
Barium (mg/L)	GWA-50 (bg)	-1.69	No	0.01	No	Mann-W
Barium (mg/L)	**GWA-50R (bg)**	**-3.06**	**Yes**	**0.01**	**Yes**	**Mann-W**
Barium (mg/L)	**GWC-5**	**-2.82**	**Yes**	**0.01**	**Yes**	**Mann-W**
Barium (mg/L)	GWC-6	-2.571	No	0.01	No	Mann-W
Barium (mg/L)	**GWC-6RZ**	**-2.662**	**Yes**	**0.01**	**Yes**	**Mann-W**
Barium (mg/L)	**GWC-7Z**	**-2.682**	**Yes**	**0.01**	**Yes**	**Mann-W**
Barium (mg/L)	**GWC-8RR**	**-2.642**	**Yes**	**0.01**	**Yes**	**Mann-W**
Barium (mg/L)	GWC-8Z	-1.643	No	0.01	No	Mann-W
Barium (mg/L)	GWC-9	0.622	No	0.01	No	Mann-W
Barium (mg/L)	GWC-10	0.02095	No	0.01	No	Mann-W
Barium (mg/L)	GWC-10R	1.388	No	0.01	No	Mann-W
Barium (mg/L)	GWC-11	-1.477	No	0.01	No	Mann-W
Barium (mg/L)	GWC-11R	2.284	No	0.01	No	Mann-W
Barium (mg/L)	GWC-12	-1.75	No	0.01	No	Mann-W
Barium (mg/L)	GWC-13	0.4499	No	0.01	No	Mann-W
Barium (mg/L)	GWC-13RZ	0.1711	No	0.01	No	Mann-W
Barium (mg/L)	GWC-14Z	-1.097	No	0.01	No	Mann-W
Barium (mg/L)	**GWC-15R**	**-3.295**	**Yes**	**0.01**	**Yes**	**Mann-W**
Barium (mg/L)	GWC-15Z	-0.01997	No	0.01	No	Mann-W
Barium (mg/L)	GWC-44	-2.262	No	0.01	No	Mann-W
Barium (mg/L)	GWC-45	2.215	No	0.01	No	Mann-W
Barium (mg/L)	GWC-45R	-0.1175	No	0.01	No	Mann-W
Barium (mg/L)	GWC-46R	-1.539	No	0.01	No	Mann-W
Barium (mg/L)	GWC-47	-1.41	No	0.01	No	Mann-W
Barium (mg/L)	GWC-47R	-1.589	No	0.01	No	Mann-W
Barium (mg/L)	**GWC-48**	**2.987**	**Yes**	**0.01**	**Yes**	**Mann-W**
Barium (mg/L)	GWC-49R	0.07437	No	0.01	No	Mann-W
Barium (mg/L)	GWC-49Z	0.3711	No	0.01	No	Mann-W
Cadmium (mg/L)	GWA-1 (bg)	0.2315	No	0.01	No	Mann-W
Cadmium (mg/L)	GWA-39Z (bg)	0.8707	No	0.01	No	Mann-W
Cadmium (mg/L)	GWA-42 (bg)	0.5215	No	0.01	No	Mann-W
Cadmium (mg/L)	GWA-43 (bg)	0.3273	No	0.01	No	Mann-W
Cadmium (mg/L)	GWA-50 (bg)	0.4177	No	0.01	No	Mann-W
Cadmium (mg/L)	GWC-5	0.915	No	0.01	No	Mann-W
Cadmium (mg/L)	GWC-6	0.3862	No	0.01	No	Mann-W
Cadmium (mg/L)	GWC-7Z	0.2315	No	0.01	No	Mann-W

Appendix I Mann-Whitney Test - All Results

Plant Bowen Client: Southern Company Data: Bowen 1, 2, 9, & 10 Printed 4/27/2026, 2:26 PM

Constituent	Well	Calc.	0.01	Alpha	Sig.	Method
Cadmium (mg/L)	GWC-8Z	0.3728	No	0.01	No	Mann-W
Cadmium (mg/L)	GWC-10	0.2315	No	0.01	No	Mann-W
Cadmium (mg/L)	GWC-10R	0.2315	No	0.01	No	Mann-W
Cadmium (mg/L)	GWC-11R	-0.05516	No	0.01	No	Mann-W
Cadmium (mg/L)	GWC-12	-0.6842	No	0.01	No	Mann-W
Cadmium (mg/L)	GWC-14Z	0.2315	No	0.01	No	Mann-W
Cadmium (mg/L)	GWC-15R	0.6853	No	0.01	No	Mann-W
Cadmium (mg/L)	GWC-44	0.3273	No	0.01	No	Mann-W
Cadmium (mg/L)	GWC-45R	0.3861	No	0.01	No	Mann-W
Cadmium (mg/L)	GWC-47	-1.44	No	0.01	No	Mann-W
Cadmium (mg/L)	GWC-47R	0.3273	No	0.01	No	Mann-W
Cadmium (mg/L)	GWC-48	2.241	No	0.01	No	Mann-W
Cadmium (mg/L)	GWC-49Z	1.268	No	0.01	No	Mann-W
Chromium (mg/L)	GWA-1 (bg)	0.3234	No	0.01	No	Mann-W
Chromium (mg/L)	GWA-2 (bg)	0.7783	No	0.01	No	Mann-W
Chromium (mg/L)	GWA-2R (bg)	0.2094	No	0.01	No	Mann-W
Chromium (mg/L)	GWA-3A (bg)	0.3686	No	0.01	No	Mann-W
Chromium (mg/L)	GWA-4RZ (bg)	-0.1729	No	0.01	No	Mann-W
Chromium (mg/L)	GWA-39RZ (bg)	1.613	No	0.01	No	Mann-W
Chromium (mg/L)	GWA-39Z (bg)	0.5653	No	0.01	No	Mann-W
Chromium (mg/L)	GWA-40 (bg)	1.008	No	0.01	No	Mann-W
Chromium (mg/L)	GWA-41 (bg)	0.1969	No	0.01	No	Mann-W
Chromium (mg/L)	GWA-41R (bg)	0.5517	No	0.01	No	Mann-W
Chromium (mg/L)	GWA-42 (bg)	0.3273	No	0.01	No	Mann-W
Chromium (mg/L)	GWA-43 (bg)	1.138	No	0.01	No	Mann-W
Chromium (mg/L)	GWA-43R (bg)	1.883	No	0.01	No	Mann-W
Chromium (mg/L)	GWA-50 (bg)	0.7454	No	0.01	No	Mann-W
Chromium (mg/L)	GWA-50R (bg)	1.085	No	0.01	No	Mann-W
Chromium (mg/L)	GWC-5	0.1658	No	0.01	No	Mann-W
Chromium (mg/L)	GWC-6	-0.2202	No	0.01	No	Mann-W
Chromium (mg/L)	GWC-6RZ	0.9882	No	0.01	No	Mann-W
Chromium (mg/L)	GWC-7Z	1.208	No	0.01	No	Mann-W
Chromium (mg/L)	GWC-8RR	0.8601	No	0.01	No	Mann-W
Chromium (mg/L)	GWC-8Z	-1.795	No	0.01	No	Mann-W
Chromium (mg/L)	GWC-9	0.2124	No	0.01	No	Mann-W
Chromium (mg/L)	GWC-10	0.6681	No	0.01	No	Mann-W
Chromium (mg/L)	GWC-10R	0.6397	No	0.01	No	Mann-W
Chromium (mg/L)	GWC-11	0.06057	No	0.01	No	Mann-W
Chromium (mg/L)	GWC-11R	-2.449	No	0.01	No	Mann-W
Chromium (mg/L)	GWC-12	0.4552	No	0.01	No	Mann-W
Chromium (mg/L)	**GWC-13**	**-3.165**	**Yes**	**0.01**	**Yes**	**Mann-W**
Chromium (mg/L)	GWC-13RZ	1.137	No	0.01	No	Mann-W
Chromium (mg/L)	GWC-14Z	0.6556	No	0.01	No	Mann-W
Chromium (mg/L)	GWC-15R	0.8012	No	0.01	No	Mann-W
Chromium (mg/L)	GWC-15Z	0.5678	No	0.01	No	Mann-W
Chromium (mg/L)	GWC-44	0.5512	No	0.01	No	Mann-W
Chromium (mg/L)	GWC-45	0.2944	No	0.01	No	Mann-W
Chromium (mg/L)	GWC-45R	0.08443	No	0.01	No	Mann-W
Chromium (mg/L)	GWC-46R	0.9369	No	0.01	No	Mann-W
Chromium (mg/L)	GWC-47	0.8201	No	0.01	No	Mann-W
Chromium (mg/L)	GWC-47R	1.977	No	0.01	No	Mann-W
Chromium (mg/L)	GWC-48	0.1122	No	0.01	No	Mann-W
Chromium (mg/L)	GWC-49R	1.387	No	0.01	No	Mann-W
Chromium (mg/L)	GWC-49Z	0.7419	No	0.01	No	Mann-W
Cobalt (mg/L)	GWA-1 (bg)	0.9147	No	0.01	No	Mann-W
Cobalt (mg/L)	GWA-2 (bg)	-0.2277	No	0.01	No	Mann-W
Cobalt (mg/L)	GWA-2R (bg)	0.6944	No	0.01	No	Mann-W
Cobalt (mg/L)	GWA-3A (bg)	1.523	No	0.01	No	Mann-W
Cobalt (mg/L)	GWA-4RZ (bg)	1.351	No	0.01	No	Mann-W
Cobalt (mg/L)	GWA-39Z (bg)	1.239	No	0.01	No	Mann-W
Cobalt (mg/L)	GWA-41R (bg)	0.09899	No	0.01	No	Mann-W
Cobalt (mg/L)	GWA-42 (bg)	0.7224	No	0.01	No	Mann-W
Cobalt (mg/L)	GWA-43 (bg)	0.3273	No	0.01	No	Mann-W
Cobalt (mg/L)	GWA-50R (bg)	0.8346	No	0.01	No	Mann-W
Cobalt (mg/L)	GWC-5	1.261	No	0.01	No	Mann-W

Appendix I Mann-Whitney Test - All Results

Plant Bowen Client: Southern Company Data: Bowen 1, 2, 9, & 10 Printed 4/27/2026, 2:26 PM

Constituent	Well	Calc.	0.01	Alpha	Sig.	Method
Cobalt (mg/L)	GWC-6	0.5982	No	0.01	No	Mann-W
Cobalt (mg/L)	GWC-7Z	1.797	No	0.01	No	Mann-W
Cobalt (mg/L)	GWC-8RR	-0.1559	No	0.01	No	Mann-W
Cobalt (mg/L)	GWC-8Z	0.1043	No	0.01	No	Mann-W
Cobalt (mg/L)	GWC-9	-0.2188	No	0.01	No	Mann-W
Cobalt (mg/L)	GWC-10	-1.305	No	0.01	No	Mann-W
Cobalt (mg/L)	GWC-11	0.5925	No	0.01	No	Mann-W
Cobalt (mg/L)	GWC-11R	0.3909	No	0.01	No	Mann-W
Cobalt (mg/L)	GWC-12	-1.04	No	0.01	No	Mann-W
Cobalt (mg/L)	GWC-13	0.1082	No	0.01	No	Mann-W
Cobalt (mg/L)	GWC-13RZ	-0.3858	No	0.01	No	Mann-W
Cobalt (mg/L)	GWC-14Z	-0.1559	No	0.01	No	Mann-W
Cobalt (mg/L)	GWC-15R	0.3861	No	0.01	No	Mann-W
Cobalt (mg/L)	GWC-15Z	0.3909	No	0.01	No	Mann-W
Cobalt (mg/L)	GWC-44	0.2235	No	0.01	No	Mann-W
Cobalt (mg/L)	GWC-45	-1.059	No	0.01	No	Mann-W
Cobalt (mg/L)	GWC-45R	-0.05516	No	0.01	No	Mann-W
Cobalt (mg/L)	GWC-46R	0.3904	No	0.01	No	Mann-W
Cobalt (mg/L)	GWC-48	2.382	No	0.01	No	Mann-W
Cobalt (mg/L)	GWC-49Z	-1.262	No	0.01	No	Mann-W
Copper (mg/L)	GWA-1 (bg)	0.1819	No	0.01	No	Mann-W
Copper (mg/L)	GWA-2 (bg)	-0.962	No	0.01	No	Mann-W
Copper (mg/L)	GWA-2R (bg)	1.095	No	0.01	No	Mann-W
Copper (mg/L)	GWA-4RZ (bg)	0.3524	No	0.01	No	Mann-W
Copper (mg/L)	GWA-39RZ (bg)	0.2361	No	0.01	No	Mann-W
Copper (mg/L)	GWA-39Z (bg)	0.8964	No	0.01	No	Mann-W
Copper (mg/L)	GWA-40 (bg)	0.3354	No	0.01	No	Mann-W
Copper (mg/L)	GWA-41 (bg)	0.8946	No	0.01	No	Mann-W
Copper (mg/L)	GWA-41R (bg)	-1.076	No	0.01	No	Mann-W
Copper (mg/L)	GWA-42 (bg)	0.5653	No	0.01	No	Mann-W
Copper (mg/L)	GWA-43 (bg)	0.1019	No	0.01	No	Mann-W
Copper (mg/L)	GWA-43R (bg)	1.036	No	0.01	No	Mann-W
Copper (mg/L)	**GWA-50 (bg)**	**-2.674**	**Yes**	**0.01**	**Yes**	**Mann-W**
Copper (mg/L)	GWA-50R (bg)	-0.8147	No	0.01	No	Mann-W
Copper (mg/L)	GWC-5	-0.4694	No	0.01	No	Mann-W
Copper (mg/L)	GWC-6	0.8472	No	0.01	No	Mann-W
Copper (mg/L)	GWC-6RZ	0.3354	No	0.01	No	Mann-W
Copper (mg/L)	GWC-7Z	-0.07313	No	0.01	No	Mann-W
Copper (mg/L)	GWC-8RR	-0.02916	No	0.01	No	Mann-W
Copper (mg/L)	GWC-8Z	0.6091	No	0.01	No	Mann-W
Copper (mg/L)	GWC-9	0.5351	No	0.01	No	Mann-W
Copper (mg/L)	GWC-10	0.2223	No	0.01	No	Mann-W
Copper (mg/L)	GWC-10R	0.536	No	0.01	No	Mann-W
Copper (mg/L)	GWC-11	0.4251	No	0.01	No	Mann-W
Copper (mg/L)	GWC-11R	0.6705	No	0.01	No	Mann-W
Copper (mg/L)	GWC-12	-0.7871	No	0.01	No	Mann-W
Copper (mg/L)	GWC-13	0.9047	No	0.01	No	Mann-W
Copper (mg/L)	GWC-13RZ	0.8323	No	0.01	No	Mann-W
Copper (mg/L)	GWC-14Z	0.8188	No	0.01	No	Mann-W
Copper (mg/L)	GWC-15R	0.8188	No	0.01	No	Mann-W
Copper (mg/L)	GWC-15Z	0.3391	No	0.01	No	Mann-W
Copper (mg/L)	GWC-44	0	No	0.01	No	Mann-W
Copper (mg/L)	GWC-45	-0.3601	No	0.01	No	Mann-W
Copper (mg/L)	GWC-45R	0.4488	No	0.01	No	Mann-W
Copper (mg/L)	GWC-46R	0.4	No	0.01	No	Mann-W
Copper (mg/L)	GWC-47	0.7411	No	0.01	No	Mann-W
Copper (mg/L)	GWC-47R	1.036	No	0.01	No	Mann-W
Copper (mg/L)	GWC-48	-0.1018	No	0.01	No	Mann-W
Copper (mg/L)	GWC-49Z	1.171	No	0.01	No	Mann-W
Lead (mg/L)	GWA-1 (bg)	0.8375	No	0.01	No	Mann-W
Lead (mg/L)	GWA-2 (bg)	0.5009	No	0.01	No	Mann-W
Lead (mg/L)	GWA-2R (bg)	0.5009	No	0.01	No	Mann-W
Lead (mg/L)	GWA-3A (bg)	0.2343	No	0.01	No	Mann-W
Lead (mg/L)	GWA-4RZ (bg)	0.1503	No	0.01	No	Mann-W
Lead (mg/L)	GWA-39RZ (bg)	0.1575	No	0.01	No	Mann-W

Appendix I Mann-Whitney Test - All Results

Plant Bowen Client: Southern Company Data: Bowen 1, 2, 9, & 10 Printed 4/27/2026, 2:26 PM

Constituent	Well	Calc.	0.01	Alpha	Sig.	Method
Lead (mg/L)	GWA-39Z (bg)	1.009	No	0.01	No	Mann-W
Lead (mg/L)	GWA-40 (bg)	1.009	No	0.01	No	Mann-W
Lead (mg/L)	GWA-41 (bg)	0.3273	No	0.01	No	Mann-W
Lead (mg/L)	GWA-41R (bg)	1.138	No	0.01	No	Mann-W
Lead (mg/L)	GWA-42 (bg)	0.722	No	0.01	No	Mann-W
Lead (mg/L)	GWA-43 (bg)	1.263	No	0.01	No	Mann-W
Lead (mg/L)	GWA-43R (bg)	0.8891	No	0.01	No	Mann-W
Lead (mg/L)	GWA-50 (bg)	0.5429	No	0.01	No	Mann-W
Lead (mg/L)	GWC-5	0.2315	No	0.01	No	Mann-W
Lead (mg/L)	GWC-6	0.766	No	0.01	No	Mann-W
Lead (mg/L)	GWC-6RZ	0.6582	No	0.01	No	Mann-W
Lead (mg/L)	GWC-7Z	0.9856	No	0.01	No	Mann-W
Lead (mg/L)	GWC-8RR	0.5072	No	0.01	No	Mann-W
Lead (mg/L)	GWC-8Z	1.2	No	0.01	No	Mann-W
Lead (mg/L)	GWC-9	0.9125	No	0.01	No	Mann-W
Lead (mg/L)	GWC-10	0.2315	No	0.01	No	Mann-W
Lead (mg/L)	GWC-10R	0.2315	No	0.01	No	Mann-W
Lead (mg/L)	GWC-11	0.5009	No	0.01	No	Mann-W
Lead (mg/L)	GWC-11R	0.5009	No	0.01	No	Mann-W
Lead (mg/L)	GWC-12	0.2315	No	0.01	No	Mann-W
Lead (mg/L)	GWC-13	1.054	No	0.01	No	Mann-W
Lead (mg/L)	GWC-13RZ	0.6059	No	0.01	No	Mann-W
Lead (mg/L)	GWC-14Z	0.3861	No	0.01	No	Mann-W
Lead (mg/L)	GWC-15R	-2.224	No	0.01	No	Mann-W
Lead (mg/L)	GWC-15Z	0.5982	No	0.01	No	Mann-W
Lead (mg/L)	GWC-44	-0.5626	No	0.01	No	Mann-W
Lead (mg/L)	GWC-45	0.2603	No	0.01	No	Mann-W
Lead (mg/L)	GWC-45R	0.6854	No	0.01	No	Mann-W
Lead (mg/L)	GWC-47	1.008	No	0.01	No	Mann-W
Lead (mg/L)	GWC-47R	0.8707	No	0.01	No	Mann-W
Lead (mg/L)	GWC-48	0.722	No	0.01	No	Mann-W
Lead (mg/L)	GWC-49Z	1.264	No	0.01	No	Mann-W
Nickel (mg/L)	GWA-1 (bg)	-0.02964	No	0.01	No	Mann-W
Nickel (mg/L)	GWA-2 (bg)	0.3449	No	0.01	No	Mann-W
Nickel (mg/L)	GWA-2R (bg)	0.3744	No	0.01	No	Mann-W
Nickel (mg/L)	GWA-4RZ (bg)	1.016	No	0.01	No	Mann-W
Nickel (mg/L)	GWA-39RZ (bg)	0.8658	No	0.01	No	Mann-W
Nickel (mg/L)	GWA-39Z (bg)	1.332	No	0.01	No	Mann-W
Nickel (mg/L)	GWA-40 (bg)	0.3354	No	0.01	No	Mann-W
Nickel (mg/L)	GWA-41 (bg)	1.202	No	0.01	No	Mann-W
Nickel (mg/L)	GWA-41R (bg)	1.038	No	0.01	No	Mann-W
Nickel (mg/L)	**GWA-42 (bg)**	**2.642**	**Yes**	**0.01**	**Yes**	**Mann-W**
Nickel (mg/L)	GWA-43 (bg)	1.947	No	0.01	No	Mann-W
Nickel (mg/L)	GWA-43R (bg)	0.5653	No	0.01	No	Mann-W
Nickel (mg/L)	GWA-50 (bg)	2.044	No	0.01	No	Mann-W
Nickel (mg/L)	GWA-50R (bg)	2.138	No	0.01	No	Mann-W
Nickel (mg/L)	GWC-5	-1.582	No	0.01	No	Mann-W
Nickel (mg/L)	GWC-6	0.1852	No	0.01	No	Mann-W
Nickel (mg/L)	GWC-7Z	0.6718	No	0.01	No	Mann-W
Nickel (mg/L)	GWC-8RR	-0.1408	No	0.01	No	Mann-W
Nickel (mg/L)	GWC-8Z	0.6397	No	0.01	No	Mann-W
Nickel (mg/L)	GWC-9	0.5695	No	0.01	No	Mann-W
Nickel (mg/L)	GWC-10	1.005	No	0.01	No	Mann-W
Nickel (mg/L)	GWC-10R	0.3745	No	0.01	No	Mann-W
Nickel (mg/L)	GWC-11	0.4251	No	0.01	No	Mann-W
Nickel (mg/L)	GWC-11R	0.4119	No	0.01	No	Mann-W
Nickel (mg/L)	GWC-12	-0.2682	No	0.01	No	Mann-W
Nickel (mg/L)	GWC-13	0.09098	No	0.01	No	Mann-W
Nickel (mg/L)	GWC-13RZ	0.9339	No	0.01	No	Mann-W
Nickel (mg/L)	GWC-14Z	-0.02733	No	0.01	No	Mann-W
Nickel (mg/L)	GWC-15R	0.9928	No	0.01	No	Mann-W
Nickel (mg/L)	GWC-15Z	-0.3265	No	0.01	No	Mann-W
Nickel (mg/L)	GWC-44	1.559	No	0.01	No	Mann-W
Nickel (mg/L)	GWC-45	1.113	No	0.01	No	Mann-W
Nickel (mg/L)	GWC-45R	-0.1852	No	0.01	No	Mann-W

Appendix I Mann-Whitney Test - All Results

Plant Bowen Client: Southern Company Data: Bowen 1, 2, 9, & 10 Printed 4/27/2026, 2:26 PM

Constituent	Well	Calc.	0.01	Alpha	Sig.	Method
Nickel (mg/L)	GWC-46R	0.4	No	0.01	No	Mann-W
Nickel (mg/L)	GWC-47	0.3354	No	0.01	No	Mann-W
Nickel (mg/L)	GWC-47R	1.171	No	0.01	No	Mann-W
Nickel (mg/L)	**GWC-48**	**2.986**	**Yes**	**0.01**	**Yes**	**Mann-W**
Nickel (mg/L)	GWC-49R	0.3354	No	0.01	No	Mann-W
Nickel (mg/L)	GWC-49Z	-1.009	No	0.01	No	Mann-W
Selenium (mg/L)	GWA-2 (bg)	0.766	No	0.01	No	Mann-W
Selenium (mg/L)	GWA-2R (bg)	0.2315	No	0.01	No	Mann-W
Selenium (mg/L)	GWA-43 (bg)	0.3273	No	0.01	No	Mann-W
Selenium (mg/L)	GWC-5	-0.3635	No	0.01	No	Mann-W
Selenium (mg/L)	GWC-6RZ	0.3	No	0.01	No	Mann-W
Selenium (mg/L)	GWC-8Z	-0.3727	No	0.01	No	Mann-W
Selenium (mg/L)	GWC-9	-2.206	No	0.01	No	Mann-W
Selenium (mg/L)	GWC-13	-0.7796	No	0.01	No	Mann-W
Selenium (mg/L)	GWC-13RZ	-1.118	No	0.01	No	Mann-W
Selenium (mg/L)	GWC-14Z	0.3862	No	0.01	No	Mann-W
Selenium (mg/L)	GWC-15R	0.2315	No	0.01	No	Mann-W
Selenium (mg/L)	GWC-44	-0.03997	No	0.01	No	Mann-W
Selenium (mg/L)	GWC-46R	0.3904	No	0.01	No	Mann-W
Selenium (mg/L)	GWC-48	-0.583	No	0.01	No	Mann-W
Silver (mg/L)	GWA-50 (bg)	-2.063	No	0.01	No	Mann-W
Silver (mg/L)	GWA-50R (bg)	-2.453	No	0.01	No	Mann-W
Silver (mg/L)	GWC-12	-0.411	No	0.01	No	Mann-W
Silver (mg/L)	GWC-13RZ	-0.4167	No	0.01	No	Mann-W
Silver (mg/L)	GWC-45	-0.3904	No	0.01	No	Mann-W
Silver (mg/L)	GWC-45R	-0.3904	No	0.01	No	Mann-W
Vanadium (mg/L)	GWA-1 (bg)	-0.2432	No	0.01	No	Mann-W
Vanadium (mg/L)	GWA-2 (bg)	0.1177	No	0.01	No	Mann-W
Vanadium (mg/L)	GWA-2R (bg)	-0.8218	No	0.01	No	Mann-W
Vanadium (mg/L)	GWA-3A (bg)	0.4177	No	0.01	No	Mann-W
Vanadium (mg/L)	GWA-4RZ (bg)	-0.1969	No	0.01	No	Mann-W
Vanadium (mg/L)	GWA-39RZ (bg)	-1.032	No	0.01	No	Mann-W
Vanadium (mg/L)	GWA-41R (bg)	-2.348	No	0.01	No	Mann-W
Vanadium (mg/L)	GWA-42 (bg)	-2.348	No	0.01	No	Mann-W
Vanadium (mg/L)	GWA-43 (bg)	-1.454	No	0.01	No	Mann-W
Vanadium (mg/L)	GWA-43R (bg)	-0.8759	No	0.01	No	Mann-W
Vanadium (mg/L)	GWA-50R (bg)	0.7049	No	0.01	No	Mann-W
Vanadium (mg/L)	GWC-5	0.6399	No	0.01	No	Mann-W
Vanadium (mg/L)	GWC-6	0.8189	No	0.01	No	Mann-W
Vanadium (mg/L)	GWC-7Z	0.4447	No	0.01	No	Mann-W
Vanadium (mg/L)	GWC-8RR	-0.4223	No	0.01	No	Mann-W
Vanadium (mg/L)	GWC-8Z	-0.4743	No	0.01	No	Mann-W
Vanadium (mg/L)	GWC-9	0.2501	No	0.01	No	Mann-W
Vanadium (mg/L)	GWC-10	-0.04266	No	0.01	No	Mann-W
Vanadium (mg/L)	GWC-11	0.5353	No	0.01	No	Mann-W
Vanadium (mg/L)	GWC-11R	0.1852	No	0.01	No	Mann-W
Vanadium (mg/L)	GWC-12	0.4763	No	0.01	No	Mann-W
Vanadium (mg/L)	GWC-13	-1.177	No	0.01	No	Mann-W
Vanadium (mg/L)	GWC-13RZ	-0.9824	No	0.01	No	Mann-W
Vanadium (mg/L)	GWC-14Z	0.09098	No	0.01	No	Mann-W
Vanadium (mg/L)	GWC-15R	0.2466	No	0.01	No	Mann-W
Vanadium (mg/L)	GWC-15Z	-0.5679	No	0.01	No	Mann-W
Vanadium (mg/L)	GWC-44	-1.454	No	0.01	No	Mann-W
Vanadium (mg/L)	GWC-45	-1.138	No	0.01	No	Mann-W
Vanadium (mg/L)	**GWC-45R**	**-3.28**	**Yes**	**0.01**	**Yes**	**Mann-W**
Vanadium (mg/L)	GWC-47R	0.3354	No	0.01	No	Mann-W
Vanadium (mg/L)	GWC-48	0.3354	No	0.01	No	Mann-W
Zinc (mg/L)	GWA-1 (bg)	1.044	No	0.01	No	Mann-W
Zinc (mg/L)	GWA-2 (bg)	1.07	No	0.01	No	Mann-W
Zinc (mg/L)	GWA-2R (bg)	1.495	No	0.01	No	Mann-W
Zinc (mg/L)	GWA-4RZ (bg)	1.268	No	0.01	No	Mann-W
Zinc (mg/L)	GWA-39RZ (bg)	1.725	No	0.01	No	Mann-W
Zinc (mg/L)	GWA-39Z (bg)	2.077	No	0.01	No	Mann-W
Zinc (mg/L)	GWA-40 (bg)	1.302	No	0.01	No	Mann-W
Zinc (mg/L)	GWA-41 (bg)	1.304	No	0.01	No	Mann-W

Appendix I Mann-Whitney Test - All Results

Plant Bowen Client: Southern Company Data: Bowen 1, 2, 9, & 10 Printed 4/27/2026, 2:26 PM

Constituent	Well	Calc.	0.01	Alpha	Sig.	Method
Zinc (mg/L)	GWA-41R (bg)	0.9513	No	0.01	No	Mann-W
Zinc (mg/L)	GWA-42 (bg)	-0.4275	No	0.01	No	Mann-W
Zinc (mg/L)	GWA-43 (bg)	1.815	No	0.01	No	Mann-W
Zinc (mg/L)	GWA-43R (bg)	1.816	No	0.01	No	Mann-W
Zinc (mg/L)	GWA-50 (bg)	2.189	No	0.01	No	Mann-W
Zinc (mg/L)	GWA-50R (bg)	0.7041	No	0.01	No	Mann-W
Zinc (mg/L)	GWC-5	-2.003	No	0.01	No	Mann-W
Zinc (mg/L)	GWC-6	1.144	No	0.01	No	Mann-W
Zinc (mg/L)	GWC-6RZ	1.687	No	0.01	No	Mann-W
Zinc (mg/L)	GWC-7Z	0.8728	No	0.01	No	Mann-W
Zinc (mg/L)	GWC-8RR	0.6334	No	0.01	No	Mann-W
Zinc (mg/L)	GWC-8Z	2.115	No	0.01	No	Mann-W
Zinc (mg/L)	GWC-9	0.5929	No	0.01	No	Mann-W
Zinc (mg/L)	GWC-10	0.8891	No	0.01	No	Mann-W
Zinc (mg/L)	GWC-10R	2.292	No	0.01	No	Mann-W
Zinc (mg/L)	GWC-11	1.014	No	0.01	No	Mann-W
Zinc (mg/L)	GWC-11R	1.41	No	0.01	No	Mann-W
Zinc (mg/L)	GWC-12	1.825	No	0.01	No	Mann-W
Zinc (mg/L)	GWC-13	0.5754	No	0.01	No	Mann-W
Zinc (mg/L)	GWC-13RZ	-0.225	No	0.01	No	Mann-W
Zinc (mg/L)	GWC-14Z	1.542	No	0.01	No	Mann-W
Zinc (mg/L)	GWC-15R	1.444	No	0.01	No	Mann-W
Zinc (mg/L)	GWC-15Z	1.236	No	0.01	No	Mann-W
Zinc (mg/L)	GWC-44	0.1572	No	0.01	No	Mann-W
Zinc (mg/L)	GWC-45	0.7887	No	0.01	No	Mann-W
Zinc (mg/L)	GWC-45R	1.671	No	0.01	No	Mann-W
Zinc (mg/L)	GWC-46R	2.02	No	0.01	No	Mann-W
Zinc (mg/L)	GWC-47	2.485	No	0.01	No	Mann-W
Zinc (mg/L)	GWC-47R	-0.6591	No	0.01	No	Mann-W
Zinc (mg/L)	GWC-48	1.746	No	0.01	No	Mann-W
Zinc (mg/L)	GWC-49R	1.171	No	0.01	No	Mann-W
Zinc (mg/L)	GWC-49Z	2.078	No	0.01	No	Mann-W

Appendix III Mann-Whitney Test - Significant Results

Plant Bowen Client: Southern Company Data: Bowen 1, 2, 9, & 10 Printed 8/10/2026, 4:30 PM

Constituent	Well	Calc.	0.01	Alpha	Sig.	Method
Calcium (mg/L)	**GWA-42 (bg)**	**2.707**	**Yes**	**0.01**	**Yes**	**Mann-W**
Calcium (mg/L)	**GWA-43 (bg)**	**-3.141**	**Yes**	**0.01**	**Yes**	**Mann-W**
Calcium (mg/L)	**GWA-50R (bg)**	**-2.817**	**Yes**	**0.01**	**Yes**	**Mann-W**
Calcium (mg/L)	**GWC-15R**	**-2.828**	**Yes**	**0.01**	**Yes**	**Mann-W**
Sulfate (mg/L)	**GWA-39RZ (bg)**	**-3.043**	**Yes**	**0.01**	**Yes**	**Mann-W**
Sulfate (mg/L)	**GWC-5**	**-2.579**	**Yes**	**0.01**	**Yes**	**Mann-W**
Sulfate (mg/L)	**GWC-6**	**-2.94**	**Yes**	**0.01**	**Yes**	**Mann-W**
Sulfate (mg/L)	**GWC-8Z**	**-2.708**	**Yes**	**0.01**	**Yes**	**Mann-W**
Sulfate (mg/L)	**GWC-9**	**2.708**	**Yes**	**0.01**	**Yes**	**Mann-W**
Sulfate (mg/L)	**GWC-15R**	**-3.078**	**Yes**	**0.01**	**Yes**	**Mann-W**
Sulfate (mg/L)	**GWC-15Z**	**-2.964**	**Yes**	**0.01**	**Yes**	**Mann-W**
Sulfate (mg/L)	**GWC-46R**	**-2.855**	**Yes**	**0.01**	**Yes**	**Mann-W**
Sulfate (mg/L)	**GWC-47**	**2.811**	**Yes**	**0.01**	**Yes**	**Mann-W**
Sulfate (mg/L)	**GWC-48**	**2.598**	**Yes**	**0.01**	**Yes**	**Mann-W**
Sulfate (mg/L)	**GWC-49R**	**-2.884**	**Yes**	**0.01**	**Yes**	**Mann-W**
Sulfate (mg/L)	**GWC-49Z**	**-3.127**	**Yes**	**0.01**	**Yes**	**Mann-W**
TDS (mg/L)	**GWC-15R**	**-2.673**	**Yes**	**0.01**	**Yes**	**Mann-W**

Appendix III Mann-Whitney Test - All Results

Plant Bowen Client: Southern Company Data: Bowen 1, 2, 9, & 10 Printed 8/10/2026, 4:30 PM

Constituent	Well	Calc.	0.01	Alpha	Sig.	Method
Boron (mg/L)	GWA-1 (bg)	1.387	No	0.01	No	Mann-W
Boron (mg/L)	GWA-2 (bg)	1.138	No	0.01	No	Mann-W
Boron (mg/L)	GWA-2R (bg)	-0.2359	No	0.01	No	Mann-W
Boron (mg/L)	GWA-3A (bg)	0.7411	No	0.01	No	Mann-W
Boron (mg/L)	GWA-4RZ (bg)	0.1124	No	0.01	No	Mann-W
Boron (mg/L)	GWA-39RZ (bg)	2.159	No	0.01	No	Mann-W
Boron (mg/L)	GWA-39Z (bg)	1.138	No	0.01	No	Mann-W
Boron (mg/L)	GWA-40 (bg)	1.008	No	0.01	No	Mann-W
Boron (mg/L)	GWA-41 (bg)	0	No	0.01	No	Mann-W
Boron (mg/L)	GWA-41R (bg)	-0.3361	No	0.01	No	Mann-W
Boron (mg/L)	GWA-42 (bg)	-0.1061	No	0.01	No	Mann-W
Boron (mg/L)	GWA-43 (bg)	-0.5224	No	0.01	No	Mann-W
Boron (mg/L)	GWA-43R (bg)	-1.599	No	0.01	No	Mann-W
Boron (mg/L)	GWA-50 (bg)	0.8707	No	0.01	No	Mann-W
Boron (mg/L)	GWA-50R (bg)	0.722	No	0.01	No	Mann-W
Boron (mg/L)	GWC-5	0.8707	No	0.01	No	Mann-W
Boron (mg/L)	GWC-6	0.3273	No	0.01	No	Mann-W
Boron (mg/L)	GWC-6RZ	0.722	No	0.01	No	Mann-W
Boron (mg/L)	GWC-7Z	1.632	No	0.01	No	Mann-W
Boron (mg/L)	GWC-8RR	0.722	No	0.01	No	Mann-W
Boron (mg/L)	GWC-8Z	0.722	No	0.01	No	Mann-W
Boron (mg/L)	GWC-9	-0.5224	No	0.01	No	Mann-W
Boron (mg/L)	GWC-10	0.3273	No	0.01	No	Mann-W
Boron (mg/L)	GWC-10R	0.8707	No	0.01	No	Mann-W
Boron (mg/L)	GWC-11	0.5512	No	0.01	No	Mann-W
Boron (mg/L)	GWC-11R	1.008	No	0.01	No	Mann-W
Boron (mg/L)	GWC-13	0.3734	No	0.01	No	Mann-W
Boron (mg/L)	GWC-13RZ	1.155	No	0.01	No	Mann-W
Boron (mg/L)	GWC-14Z	0.7411	No	0.01	No	Mann-W
Boron (mg/L)	GWC-15R	1.263	No	0.01	No	Mann-W
Boron (mg/L)	GWC-15Z	1.008	No	0.01	No	Mann-W
Boron (mg/L)	GWC-44	1.073	No	0.01	No	Mann-W
Boron (mg/L)	GWC-45	0.8707	No	0.01	No	Mann-W
Boron (mg/L)	GWC-45R	-0.1199	No	0.01	No	Mann-W
Boron (mg/L)	GWC-46R	1.135	No	0.01	No	Mann-W
Boron (mg/L)	GWC-47	1.008	No	0.01	No	Mann-W
Boron (mg/L)	GWC-47R	1.008	No	0.01	No	Mann-W
Boron (mg/L)	GWC-48	0.5512	No	0.01	No	Mann-W
Boron (mg/L)	GWC-49R	1.008	No	0.01	No	Mann-W
Boron (mg/L)	GWC-49Z	1.51	No	0.01	No	Mann-W
Calcium (mg/L)	GWA-1 (bg)	1.52	No	0.01	No	Mann-W
Calcium (mg/L)	GWA-2 (bg)	1.075	No	0.01	No	Mann-W
Calcium (mg/L)	GWA-2R (bg)	0.8524	No	0.01	No	Mann-W
Calcium (mg/L)	GWA-4RZ (bg)	2.485	No	0.01	No	Mann-W
Calcium (mg/L)	GWA-39RZ (bg)	1.137	No	0.01	No	Mann-W
Calcium (mg/L)	GWA-39Z (bg)	0.1777	No	0.01	No	Mann-W
Calcium (mg/L)	GWA-40 (bg)	0.1484	No	0.01	No	Mann-W
Calcium (mg/L)	GWA-41 (bg)	-0.1853	No	0.01	No	Mann-W
Calcium (mg/L)	GWA-41R (bg)	1.52	No	0.01	No	Mann-W
Calcium (mg/L)	**GWA-42 (bg)**	**2.707**	**Yes**	**0.01**	**Yes**	**Mann-W**
Calcium (mg/L)	**GWA-43 (bg)**	**-3.141**	**Yes**	**0.01**	**Yes**	**Mann-W**
Calcium (mg/L)	GWA-43R (bg)	1.102	No	0.01	No	Mann-W
Calcium (mg/L)	GWA-50 (bg)	-1.301	No	0.01	No	Mann-W
Calcium (mg/L)	**GWA-50R (bg)**	**-2.817**	**Yes**	**0.01**	**Yes**	**Mann-W**
Calcium (mg/L)	GWC-5	-0.7786	No	0.01	No	Mann-W
Calcium (mg/L)	GWC-6	1.744	No	0.01	No	Mann-W
Calcium (mg/L)	GWC-6RZ	-1.483	No	0.01	No	Mann-W
Calcium (mg/L)	GWC-7Z	0.3709	No	0.01	No	Mann-W
Calcium (mg/L)	GWC-8RR	1.632	No	0.01	No	Mann-W
Calcium (mg/L)	GWC-8Z	-0.5839	No	0.01	No	Mann-W
Calcium (mg/L)	GWC-9	0.7415	No	0.01	No	Mann-W
Calcium (mg/L)	GWC-10	0.1855	No	0.01	No	Mann-W
Calcium (mg/L)	GWC-10R	1.483	No	0.01	No	Mann-W
Calcium (mg/L)	GWC-11	0.5191	No	0.01	No	Mann-W
Calcium (mg/L)	GWC-11R	1.854	No	0.01	No	Mann-W

Appendix III Mann-Whitney Test - All Results

Plant Bowen Client: Southern Company Data: Bowen 1, 2, 9, & 10 Printed 8/10/2026, 4:30 PM

Constituent	Well	Calc.	0.01	Alpha	Sig.	Method
Calcium (mg/L)	GWC-12	-0.1858	No	0.01	No	Mann-W
Calcium (mg/L)	GWC-13	-1.001	No	0.01	No	Mann-W
Calcium (mg/L)	GWC-13RZ	-1.484	No	0.01	No	Mann-W
Calcium (mg/L)	GWC-14Z	-2.503	No	0.01	No	Mann-W
Calcium (mg/L)	**GWC-15R**	**-2.828**	**Yes**	**0.01**	**Yes**	**Mann-W**
Calcium (mg/L)	GWC-15Z	0.5566	No	0.01	No	Mann-W
Calcium (mg/L)	GWC-44	-0.9269	No	0.01	No	Mann-W
Calcium (mg/L)	GWC-45	1.966	No	0.01	No	Mann-W
Calcium (mg/L)	GWC-45R	1.223	No	0.01	No	Mann-W
Calcium (mg/L)	GWC-46R	-0.6835	No	0.01	No	Mann-W
Calcium (mg/L)	GWC-47	1.15	No	0.01	No	Mann-W
Calcium (mg/L)	GWC-47R	1.965	No	0.01	No	Mann-W
Calcium (mg/L)	GWC-48	2.262	No	0.01	No	Mann-W
Calcium (mg/L)	GWC-49R	1.298	No	0.01	No	Mann-W
Calcium (mg/L)	GWC-49Z	-2.031	No	0.01	No	Mann-W
Fluoride (mg/L)	GWA-1 (bg)	0.112	No	0.01	No	Mann-W
Fluoride (mg/L)	GWA-2 (bg)	-1.327	No	0.01	No	Mann-W
Fluoride (mg/L)	GWA-2R (bg)	-0.7212	No	0.01	No	Mann-W
Fluoride (mg/L)	GWA-3A (bg)	-1.173	No	0.01	No	Mann-W
Fluoride (mg/L)	GWA-4RZ (bg)	-2.05	No	0.01	No	Mann-W
Fluoride (mg/L)	GWA-39RZ (bg)	0.5926	No	0.01	No	Mann-W
Fluoride (mg/L)	GWA-39Z (bg)	0.6513	No	0.01	No	Mann-W
Fluoride (mg/L)	GWA-40 (bg)	0.345	No	0.01	No	Mann-W
Fluoride (mg/L)	GWA-41 (bg)	0.3745	No	0.01	No	Mann-W
Fluoride (mg/L)	GWA-41R (bg)	-0.2473	No	0.01	No	Mann-W
Fluoride (mg/L)	GWA-42 (bg)	0.8372	No	0.01	No	Mann-W
Fluoride (mg/L)	GWA-43 (bg)	0.8707	No	0.01	No	Mann-W
Fluoride (mg/L)	GWA-43R (bg)	1.138	No	0.01	No	Mann-W
Fluoride (mg/L)	GWA-50 (bg)	1.008	No	0.01	No	Mann-W
Fluoride (mg/L)	GWA-50R (bg)	1.008	No	0.01	No	Mann-W
Fluoride (mg/L)	GWC-5	0.04946	No	0.01	No	Mann-W
Fluoride (mg/L)	GWC-6	-0.7957	No	0.01	No	Mann-W
Fluoride (mg/L)	GWC-6RZ	-1.381	No	0.01	No	Mann-W
Fluoride (mg/L)	GWC-7Z	-0.9194	No	0.01	No	Mann-W
Fluoride (mg/L)	GWC-8RR	-0.04946	No	0.01	No	Mann-W
Fluoride (mg/L)	GWC-8Z	0.8645	No	0.01	No	Mann-W
Fluoride (mg/L)	GWC-9	-0.3462	No	0.01	No	Mann-W
Fluoride (mg/L)	GWC-10	-0.1633	No	0.01	No	Mann-W
Fluoride (mg/L)	GWC-10R	1.008	No	0.01	No	Mann-W
Fluoride (mg/L)	GWC-11	-0.694	No	0.01	No	Mann-W
Fluoride (mg/L)	GWC-11R	0.8707	No	0.01	No	Mann-W
Fluoride (mg/L)	GWC-12	-0.3882	No	0.01	No	Mann-W
Fluoride (mg/L)	GWC-13	0.08626	No	0.01	No	Mann-W
Fluoride (mg/L)	GWC-13RZ	0.2977	No	0.01	No	Mann-W
Fluoride (mg/L)	GWC-14Z	1.263	No	0.01	No	Mann-W
Fluoride (mg/L)	GWC-15R	1.138	No	0.01	No	Mann-W
Fluoride (mg/L)	GWC-15Z	0.6904	No	0.01	No	Mann-W
Fluoride (mg/L)	GWC-44	-0.2196	No	0.01	No	Mann-W
Fluoride (mg/L)	GWC-45	0.722	No	0.01	No	Mann-W
Fluoride (mg/L)	GWC-45R	0.04474	No	0.01	No	Mann-W
Fluoride (mg/L)	GWC-46R	0.1872	No	0.01	No	Mann-W
Fluoride (mg/L)	GWC-47	0.3879	No	0.01	No	Mann-W
Fluoride (mg/L)	GWC-47R	-0.9991	No	0.01	No	Mann-W
Fluoride (mg/L)	GWC-48	0.7997	No	0.01	No	Mann-W
Fluoride (mg/L)	GWC-49R	-0.7957	No	0.01	No	Mann-W
Fluoride (mg/L)	GWC-49Z	0.722	No	0.01	No	Mann-W
Sulfate (mg/L)	GWA-1 (bg)	-1.632	No	0.01	No	Mann-W
Sulfate (mg/L)	GWA-2 (bg)	0.3336	No	0.01	No	Mann-W
Sulfate (mg/L)	GWA-2R (bg)	1.816	No	0.01	No	Mann-W
Sulfate (mg/L)	GWA-4RZ (bg)	0.6047	No	0.01	No	Mann-W
Sulfate (mg/L)	**GWA-39RZ (bg)**	**-3.043**	**Yes**	**0.01**	**Yes**	**Mann-W**
Sulfate (mg/L)	GWA-39Z (bg)	-2.451	No	0.01	No	Mann-W
Sulfate (mg/L)	GWA-40 (bg)	-0.896	No	0.01	No	Mann-W
Sulfate (mg/L)	GWA-41 (bg)	-0.6679	No	0.01	No	Mann-W
Sulfate (mg/L)	GWA-41R (bg)	-0.7786	No	0.01	No	Mann-W

Appendix III Mann-Whitney Test - All Results

Plant Bowen Client: Southern Company Data: Bowen 1, 2, 9, & 10 Printed 8/10/2026, 4:30 PM

Constituent	Well	Calc.	0.01	Alpha	Sig.	Method
Sulfate (mg/L)	GWA-42 (bg)	-1.601	No	0.01	No	Mann-W
Sulfate (mg/L)	GWA-43 (bg)	0.2798	No	0.01	No	Mann-W
Sulfate (mg/L)	GWA-43R (bg)	-2.189	No	0.01	No	Mann-W
Sulfate (mg/L)	GWA-50 (bg)	-0.2659	No	0.01	No	Mann-W
Sulfate (mg/L)	GWA-50R (bg)	-2.559	No	0.01	No	Mann-W
Sulfate (mg/L)	**GWC-5**	**-2.579**	**Yes**	**0.01**	**Yes**	**Mann-W**
Sulfate (mg/L)	**GWC-6**	**-2.94**	**Yes**	**0.01**	**Yes**	**Mann-W**
Sulfate (mg/L)	GWC-6RZ	-2.305	No	0.01	No	Mann-W
Sulfate (mg/L)	GWC-7Z	-0.07433	No	0.01	No	Mann-W
Sulfate (mg/L)	GWC-8RR	-0.8898	No	0.01	No	Mann-W
Sulfate (mg/L)	**GWC-8Z**	**-2.708**	**Yes**	**0.01**	**Yes**	**Mann-W**
Sulfate (mg/L)	**GWC-9**	**2.708**	**Yes**	**0.01**	**Yes**	**Mann-W**
Sulfate (mg/L)	GWC-10	0.2976	No	0.01	No	Mann-W
Sulfate (mg/L)	GWC-10R	-2.194	No	0.01	No	Mann-W
Sulfate (mg/L)	GWC-11	-2.12	No	0.01	No	Mann-W
Sulfate (mg/L)	GWC-11R	-2.491	No	0.01	No	Mann-W
Sulfate (mg/L)	GWC-12	1.757	No	0.01	No	Mann-W
Sulfate (mg/L)	GWC-13	0.3032	No	0.01	No	Mann-W
Sulfate (mg/L)	GWC-13RZ	-2.41	No	0.01	No	Mann-W
Sulfate (mg/L)	GWC-14Z	1.162	No	0.01	No	Mann-W
Sulfate (mg/L)	**GWC-15R**	**-3.078**	**Yes**	**0.01**	**Yes**	**Mann-W**
Sulfate (mg/L)	**GWC-15Z**	**-2.964**	**Yes**	**0.01**	**Yes**	**Mann-W**
Sulfate (mg/L)	GWC-44	-1.446	No	0.01	No	Mann-W
Sulfate (mg/L)	GWC-45	-0.2658	No	0.01	No	Mann-W
Sulfate (mg/L)	GWC-45R	0.7054	No	0.01	No	Mann-W
Sulfate (mg/L)	**GWC-46R**	**-2.855**	**Yes**	**0.01**	**Yes**	**Mann-W**
Sulfate (mg/L)	**GWC-47**	**2.811**	**Yes**	**0.01**	**Yes**	**Mann-W**
Sulfate (mg/L)	GWC-47R	-0.9273	No	0.01	No	Mann-W
Sulfate (mg/L)	**GWC-48**	**2.598**	**Yes**	**0.01**	**Yes**	**Mann-W**
Sulfate (mg/L)	**GWC-49R**	**-2.884**	**Yes**	**0.01**	**Yes**	**Mann-W**
Sulfate (mg/L)	**GWC-49Z**	**-3.127**	**Yes**	**0.01**	**Yes**	**Mann-W**
TDS (mg/L)	GWA-1 (bg)	0.2968	No	0.01	No	Mann-W
TDS (mg/L)	GWA-2 (bg)	0.8897	No	0.01	No	Mann-W
TDS (mg/L)	GWA-2R (bg)	0.5931	No	0.01	No	Mann-W
TDS (mg/L)	GWA-4RZ (bg)	1.743	No	0.01	No	Mann-W
TDS (mg/L)	GWA-39RZ (bg)	0.04059	No	0.01	No	Mann-W
TDS (mg/L)	GWA-39Z (bg)	0.7045	No	0.01	No	Mann-W
TDS (mg/L)	GWA-40 (bg)	-0.07421	No	0.01	No	Mann-W
TDS (mg/L)	GWA-41 (bg)	0.4452	No	0.01	No	Mann-W
TDS (mg/L)	GWA-41R (bg)	1.372	No	0.01	No	Mann-W
TDS (mg/L)	GWA-42 (bg)	2.115	No	0.01	No	Mann-W
TDS (mg/L)	GWA-43 (bg)	-2.054	No	0.01	No	Mann-W
TDS (mg/L)	GWA-43R (bg)	0.9646	No	0.01	No	Mann-W
TDS (mg/L)	GWA-50 (bg)	1.456	No	0.01	No	Mann-W
TDS (mg/L)	GWA-50R (bg)	0.3417	No	0.01	No	Mann-W
TDS (mg/L)	GWC-5	0.7467	No	0.01	No	Mann-W
TDS (mg/L)	GWC-6	0.07766	No	0.01	No	Mann-W
TDS (mg/L)	GWC-6RZ	-0.9269	No	0.01	No	Mann-W
TDS (mg/L)	GWC-7Z	0.5564	No	0.01	No	Mann-W
TDS (mg/L)	GWC-8RR	0.0742	No	0.01	No	Mann-W
TDS (mg/L)	GWC-8Z	-0.9273	No	0.01	No	Mann-W
TDS (mg/L)	GWC-9	0.7788	No	0.01	No	Mann-W
TDS (mg/L)	GWC-10	0.03713	No	0.01	No	Mann-W
TDS (mg/L)	GWC-10R	0.3708	No	0.01	No	Mann-W
TDS (mg/L)	GWC-11	0.3709	No	0.01	No	Mann-W
TDS (mg/L)	GWC-11R	1.967	No	0.01	No	Mann-W
TDS (mg/L)	GWC-12	1.04	No	0.01	No	Mann-W
TDS (mg/L)	GWC-13	-0.8898	No	0.01	No	Mann-W
TDS (mg/L)	GWC-13RZ	-2.354	No	0.01	No	Mann-W
TDS (mg/L)	GWC-14Z	-1.201	No	0.01	No	Mann-W
TDS (mg/L)	**GWC-15R**	**-2.673**	**Yes**	**0.01**	**Yes**	**Mann-W**
TDS (mg/L)	GWC-15Z	0.3489	No	0.01	No	Mann-W
TDS (mg/L)	GWC-44	-0.1855	No	0.01	No	Mann-W
TDS (mg/L)	GWC-45	0.9961	No	0.01	No	Mann-W
TDS (mg/L)	GWC-45R	1.358	No	0.01	No	Mann-W

Appendix III Mann-Whitney Test - All Results

Plant Bowen Client: Southern Company Data: Bowen 1, 2, 9, & 10 Printed 8/10/2026, 4:30 PM

Constituent	Well	Calc.	0.01	Alpha	Sig.	Method
TDS (mg/L)	GWC-46R	-0.5566	No	0.01	No	Mann-W
TDS (mg/L)	GWC-47	-0.1854	No	0.01	No	Mann-W
TDS (mg/L)	GWC-47R	-0.1483	No	0.01	No	Mann-W
TDS (mg/L)	GWC-48	2.449	No	0.01	No	Mann-W
TDS (mg/L)	GWC-49R	0.9642	No	0.01	No	Mann-W
TDS (mg/L)	GWC-49Z	-0.2713	No	0.01	No	Mann-W

Trend Tests - GWA-3 - Significant Results

Plant Bowen Client: Southern Company Data: Bowen 1, 2, 9, & 10 Printed 4/21/2026, 3:36 PM

Constituent	Well	Slope	Calc.	Critical	Sig.	N	%NDs	Normality	Alpha	Method
TDS (mg/L)	**GWA-3A (bg)**	**12.49**	**34**	**30**	**Yes**	**10**	**0**	**n/a**	**0.01**	**NP**

Trend Tests - GWA-3 - All Results

Plant Bowen Client: Southern Company Data: Bowen 1, 2, 9, & 10 Printed 4/21/2026, 3:36 PM

Constituent	Well	Slope	Calc.	Critical	Sig.	N	%NDs	Normality	Alpha	Method
Calcium (mg/L)	GWA-3A (bg)	0.4039	20	30	No	10	0	n/a	0.01	NP
Copper (mg/L)	GWA-3A (bg)	0	0	30	No	10	100	n/a	0.01	NP
Nickel (mg/L)	GWA-3A (bg)	0	0	30	No	10	100	n/a	0.01	NP
Sulfate (mg/L)	GWA-3A (bg)	-0.5919	-25	-30	No	10	0	n/a	0.01	NP
TDS (mg/L)	**GWA-3A (bg)**	**12.49**	**34**	**30**	**Yes**	**10**	**0**	**n/a**	**0.01**	**NP**
Zinc (mg/L)	GWA-3A (bg)	0	0	30	No	10	100	n/a	0.01	NP

Trend Tests - Beryllium - Significant Results

Plant Bowen Client: Southern Company Data: Bowen 1, 2, 9, & 10 Printed 6/8/2026, 4:42 PM

Constituent	Well	Slope	Calc.	Critical	Sig.	N	%NDs	Normality	Alpha	Method
Beryllium (mg/L)	**GWC-5**	**0.00001443**	**4.794**	**2.58**	**Yes**	**47**	**38.3**	**n/a**	**0.01**	**NP**
Beryllium (mg/L)	**GWC-8Z**	**0**	**-3.255**	**-2.58**	**Yes**	**49**	**81.63**	**n/a**	**0.01**	**NP**
Beryllium (mg/L)	**GWC-9**	**-0.00001576**	**-4.469**	**-2.58**	**Yes**	**46**	**52.17**	**n/a**	**0.01**	**NP**
Beryllium (mg/L)	**GWC-10**	**0**	**-3.72**	**-2.58**	**Yes**	**46**	**65.22**	**n/a**	**0.01**	**NP**
Beryllium (mg/L)	**GWC-14Z**	**0**	**-4.358**	**-2.58**	**Yes**	**46**	**63.04**	**n/a**	**0.01**	**NP**
Beryllium (mg/L)	**GWC-48**	**0.00002808**	**242**	**111**	**Yes**	**25**	**12**	**n/a**	**0.01**	**NP**

Trend Tests - Beryllium - All Results

Plant Bowen Client: Southern Company Data: Bowen 1, 2, 9, & 10 Printed 6/8/2026, 4:42 PM

Constituent	Well	Slope	Calc.	Critical	Sig.	N	%NDs	Normality	Alpha	Method
Beryllium (mg/L)	GWA-1 (bg)	0	0	2.58	No	46	95.65	n/a	0.01	NP
Beryllium (mg/L)	GWA-2 (bg)	0	0	2.58	No	46	100	n/a	0.01	NP
Beryllium (mg/L)	GWA-2R (bg)	0	0	2.58	No	46	100	n/a	0.01	NP
Beryllium (mg/L)	GWA-3A (bg)	0	0	2.58	No	45	100	n/a	0.01	NP
Beryllium (mg/L)	GWA-4RZ (bg)	0	-16	-214	No	39	97.44	n/a	0.01	NP
Beryllium (mg/L)	GWA-39RZ (bg)	0	0	98	No	23	100	n/a	0.01	NP
Beryllium (mg/L)	GWA-39Z (bg)	0	0	111	No	25	100	n/a	0.01	NP
Beryllium (mg/L)	GWA-40 (bg)	0	0	111	No	25	100	n/a	0.01	NP
Beryllium (mg/L)	GWA-41 (bg)	0	0	111	No	25	100	n/a	0.01	NP
Beryllium (mg/L)	GWA-41R (bg)	0	2	111	No	25	96	n/a	0.01	NP
Beryllium (mg/L)	GWA-42 (bg)	0.000003413	38	111	No	25	16	n/a	0.01	NP
Beryllium (mg/L)	GWA-43 (bg)	0	-15	-111	No	25	92	n/a	0.01	NP
Beryllium (mg/L)	GWA-43R (bg)	0	6	111	No	25	96	n/a	0.01	NP
Beryllium (mg/L)	GWA-50 (bg)	0	0	223	No	40	100	n/a	0.01	NP
Beryllium (mg/L)	GWA-50R (bg)	0	-20	-223	No	40	90	n/a	0.01	NP
Beryllium (mg/L)	**GWC-5**	**0.00001443**	**4.794**	**2.58**	**Yes**	**47**	**38.3**	**n/a**	**0.01**	**NP**
Beryllium (mg/L)	GWC-6	0	0.09731	2.58	No	46	91.3	n/a	0.01	NP
Beryllium (mg/L)	GWC-6RZ	0	-51	-139	No	29	65.52	n/a	0.01	NP
Beryllium (mg/L)	GWC-7Z	0	0.377	2.58	No	46	95.65	n/a	0.01	NP
Beryllium (mg/L)	GWC-8RR	0	-1.462	-2.58	No	46	86.96	n/a	0.01	NP
Beryllium (mg/L)	**GWC-8Z**	**0**	**-3.255**	**-2.58**	**Yes**	**49**	**81.63**	**n/a**	**0.01**	**NP**
Beryllium (mg/L)	**GWC-9**	**-0.00001576**	**-4.469**	**-2.58**	**Yes**	**46**	**52.17**	**n/a**	**0.01**	**NP**
Beryllium (mg/L)	**GWC-10**	**0**	**-3.72**	**-2.58**	**Yes**	**46**	**65.22**	**n/a**	**0.01**	**NP**
Beryllium (mg/L)	GWC-10R	0	0	2.58	No	46	100	n/a	0.01	NP
Beryllium (mg/L)	GWC-11	0	-0.6779	-2.58	No	46	97.83	n/a	0.01	NP
Beryllium (mg/L)	GWC-11R	0	0	2.58	No	46	100	n/a	0.01	NP
Beryllium (mg/L)	GWC-12	0	0	2.58	No	46	100	n/a	0.01	NP
Beryllium (mg/L)	GWC-13	0	-2.465	-2.58	No	46	71.74	n/a	0.01	NP
Beryllium (mg/L)	GWC-13RZ	0	-1.205	-2.58	No	46	97.83	n/a	0.01	NP
Beryllium (mg/L)	**GWC-14Z**	**0**	**-4.358**	**-2.58**	**Yes**	**46**	**63.04**	**n/a**	**0.01**	**NP**
Beryllium (mg/L)	GWC-15R	0	0	2.58	No	46	100	n/a	0.01	NP
Beryllium (mg/L)	GWC-15Z	0	0	2.58	No	46	100	n/a	0.01	NP
Beryllium (mg/L)	GWC-44	-0.00000177	-87	-111	No	25	52	n/a	0.01	NP
Beryllium (mg/L)	GWC-45	0	0	2.58	No	46	100	n/a	0.01	NP
Beryllium (mg/L)	GWC-45R	0	-0.9039	-2.58	No	46	97.83	n/a	0.01	NP
Beryllium (mg/L)	GWC-46R	0	0	118	No	26	100	n/a	0.01	NP
Beryllium (mg/L)	GWC-47	0	-16	-111	No	25	96	n/a	0.01	NP
Beryllium (mg/L)	GWC-47R	0	-12	-111	No	25	96	n/a	0.01	NP
Beryllium (mg/L)	**GWC-48**	**0.00002808**	**242**	**111**	**Yes**	**25**	**12**	**n/a**	**0.01**	**NP**
Beryllium (mg/L)	GWC-49R	0	0	111	No	25	100	n/a	0.01	NP
Beryllium (mg/L)	GWC-49Z	0	0	111	No	25	100	n/a	0.01	NP

Trend Tests - Upgradient Wells - Significant Results

Plant Bowen Client: Southern Company Data: Bowen 1, 2, 9, & 10 Printed 6/8/2026, 3:54 PM

Constituent	Well	Slope	Calc.	Critical	Sig.	N	%NDs	Normality	Alpha	Method
Chloride (mg/L)	**GWA-1 (bg)**	**-0.06348**	**-198**	**-118**	**Yes**	**26**	**0**	**n/a**	**0.01**	**NP**
Chloride (mg/L)	**GWA-3A (bg)**	**0.5133**	**138**	**111**	**Yes**	**25**	**0**	**n/a**	**0.01**	**NP**
Chloride (mg/L)	**GWA-39RZ (bg)**	**-0.1531**	**-157**	**-105**	**Yes**	**24**	**0**	**n/a**	**0.01**	**NP**
Chloride (mg/L)	**GWA-39Z (bg)**	**-0.08331**	**-202**	**-118**	**Yes**	**26**	**0**	**n/a**	**0.01**	**NP**
Chloride (mg/L)	**GWA-41 (bg)**	**-0.07677**	**-169**	**-118**	**Yes**	**26**	**0**	**n/a**	**0.01**	**NP**
Chloride (mg/L)	**GWA-41R (bg)**	**-0.2289**	**-210**	**-118**	**Yes**	**26**	**0**	**n/a**	**0.01**	**NP**
Chloride (mg/L)	**GWA-43R (bg)**	**-0.1838**	**-129**	**-118**	**Yes**	**26**	**0**	**n/a**	**0.01**	**NP**
Chloride (mg/L)	**GWA-50 (bg)**	**-0.03642**	**-165**	**-118**	**Yes**	**26**	**0**	**n/a**	**0.01**	**NP**
Chloride (mg/L)	**GWA-50R (bg)**	**-0.02798**	**-143**	**-118**	**Yes**	**26**	**3.846**	**n/a**	**0.01**	**NP**
pH, Field (SU)	**GWA-1 (bg)**	**-0.02607**	**-181**	**-118**	**Yes**	**26**	**0**	**n/a**	**0.01**	**NP**
pH, Field (SU)	**GWA-2R (bg)**	**-0.05306**	**-134**	**-118**	**Yes**	**26**	**0**	**n/a**	**0.01**	**NP**
pH, Field (SU)	**GWA-4RZ (bg)**	**-0.04654**	**-165**	**-124**	**Yes**	**27**	**0**	**n/a**	**0.01**	**NP**
pH, Field (SU)	**GWA-40 (bg)**	**-0.05858**	**-162**	**-131**	**Yes**	**28**	**0**	**n/a**	**0.01**	**NP**
pH, Field (SU)	**GWA-42 (bg)**	**-0.02631**	**-136**	**-118**	**Yes**	**26**	**0**	**n/a**	**0.01**	**NP**
pH, Field (SU)	**GWA-43 (bg)**	**-0.1282**	**-244**	**-118**	**Yes**	**26**	**0**	**n/a**	**0.01**	**NP**
pH, Field (SU)	**GWA-50 (bg)**	**-0.08387**	**-202**	**-118**	**Yes**	**26**	**0**	**n/a**	**0.01**	**NP**
pH, Field (SU)	**GWA-50R (bg)**	**-0.1717**	**-205**	**-118**	**Yes**	**26**	**0**	**n/a**	**0.01**	**NP**

Trend Tests - Upgradient Wells - All Results

Plant Bowen Client: Southern Company Data: Bowen 1, 2, 9, & 10 Printed 6/8/2026, 3:54 PM

Constituent	Well	Slope	Calc.	Critical	Sig.	N	%NDs	Normality	Alpha	Method
Chloride (mg/L)	**GWA-1 (bg)**	**-0.06348**	**-198**	**-118**	**Yes**	**26**	**0**	**n/a**	**0.01**	**NP**
Chloride (mg/L)	GWA-2 (bg)	-0.04594	-94	-118	No	26	0	n/a	0.01	NP
Chloride (mg/L)	GWA-2R (bg)	0.001647	14	118	No	26	0	n/a	0.01	NP
Chloride (mg/L)	**GWA-3A (bg)**	**0.5133**	**138**	**111**	**Yes**	**25**	**0**	**n/a**	**0.01**	**NP**
Chloride (mg/L)	GWA-4RZ (bg)	0.01189	17	118	No	26	0	n/a	0.01	NP
Chloride (mg/L)	**GWA-39RZ (bg)**	**-0.1531**	**-157**	**-105**	**Yes**	**24**	**0**	**n/a**	**0.01**	**NP**
Chloride (mg/L)	**GWA-39Z (bg)**	**-0.08331**	**-202**	**-118**	**Yes**	**26**	**0**	**n/a**	**0.01**	**NP**
Chloride (mg/L)	GWA-40 (bg)	-0.04716	-123	-124	No	27	3.704	n/a	0.01	NP
Chloride (mg/L)	**GWA-41 (bg)**	**-0.07677**	**-169**	**-118**	**Yes**	**26**	**0**	**n/a**	**0.01**	**NP**
Chloride (mg/L)	**GWA-41R (bg)**	**-0.2289**	**-210**	**-118**	**Yes**	**26**	**0**	**n/a**	**0.01**	**NP**
Chloride (mg/L)	GWA-42 (bg)	-0.04446	-67	-118	No	26	0	n/a	0.01	NP
Chloride (mg/L)	GWA-43 (bg)	0	-28	-118	No	26	0	n/a	0.01	NP
Chloride (mg/L)	**GWA-43R (bg)**	**-0.1838**	**-129**	**-118**	**Yes**	**26**	**0**	**n/a**	**0.01**	**NP**
Chloride (mg/L)	**GWA-50 (bg)**	**-0.03642**	**-165**	**-118**	**Yes**	**26**	**0**	**n/a**	**0.01**	**NP**
Chloride (mg/L)	**GWA-50R (bg)**	**-0.02798**	**-143**	**-118**	**Yes**	**26**	**3.846**	**n/a**	**0.01**	**NP**
Mercury (mg/L)	GWA-1 (bg)	0	-1.261	-2.58	No	47	93.62	n/a	0.01	NP
Mercury (mg/L)	GWA-2 (bg)	0	-0.6989	-2.58	No	47	87.23	n/a	0.01	NP
Mercury (mg/L)	GWA-2R (bg)	0	0	2.58	No	47	100	n/a	0.01	NP
Mercury (mg/L)	GWA-3A (bg)	0	-1.023	-2.58	No	46	95.65	n/a	0.01	NP
Mercury (mg/L)	GWA-4RZ (bg)	0	-8	-223	No	40	90	n/a	0.01	NP
Mercury (mg/L)	GWA-39RZ (bg)	0	7	105	No	24	95.83	n/a	0.01	NP
Mercury (mg/L)	GWA-39Z (bg)	0	-7	-118	No	26	96.15	n/a	0.01	NP
Mercury (mg/L)	GWA-40 (bg)	0	-24	-118	No	26	88.46	n/a	0.01	NP
Mercury (mg/L)	GWA-41 (bg)	0	-19	-118	No	26	92.31	n/a	0.01	NP
Mercury (mg/L)	GWA-41R (bg)	0	-19	-118	No	26	92.31	n/a	0.01	NP
Mercury (mg/L)	GWA-42 (bg)	0	-12	-118	No	26	88.46	n/a	0.01	NP
Mercury (mg/L)	GWA-43 (bg)	0	0	118	No	26	100	n/a	0.01	NP
Mercury (mg/L)	GWA-43R (bg)	0	-1	-118	No	26	92.31	n/a	0.01	NP
Mercury (mg/L)	GWA-50 (bg)	0	0.2001	2.58	No	41	92.68	n/a	0.01	NP
Mercury (mg/L)	GWA-50R (bg)	0	-0.1268	-2.58	No	41	97.56	n/a	0.01	NP
pH, Field (SU)	**GWA-1 (bg)**	**-0.02607**	**-181**	**-118**	**Yes**	**26**	**0**	**n/a**	**0.01**	**NP**
pH, Field (SU)	GWA-2 (bg)	-0.002491	-4	-118	No	26	0	n/a	0.01	NP
pH, Field (SU)	**GWA-2R (bg)**	**-0.05306**	**-134**	**-118**	**Yes**	**26**	**0**	**n/a**	**0.01**	**NP**
pH, Field (SU)	GWA-3A (bg)	0.237	77	111	No	25	0	n/a	0.01	NP
pH, Field (SU)	**GWA-4RZ (bg)**	**-0.04654**	**-165**	**-124**	**Yes**	**27**	**0**	**n/a**	**0.01**	**NP**
pH, Field (SU)	GWA-39RZ (bg)	-0.04112	-103	-105	No	24	0	n/a	0.01	NP
pH, Field (SU)	GWA-39Z (bg)	-0.02985	-64	-124	No	27	0	n/a	0.01	NP
pH, Field (SU)	**GWA-40 (bg)**	**-0.05858**	**-162**	**-131**	**Yes**	**28**	**0**	**n/a**	**0.01**	**NP**
pH, Field (SU)	GWA-41 (bg)	-0.05338	-104	-118	No	26	0	n/a	0.01	NP
pH, Field (SU)	GWA-41R (bg)	-0.05508	-116	-118	No	26	0	n/a	0.01	NP
pH, Field (SU)	**GWA-42 (bg)**	**-0.02631**	**-136**	**-118**	**Yes**	**26**	**0**	**n/a**	**0.01**	**NP**
pH, Field (SU)	**GWA-43 (bg)**	**-0.1282**	**-244**	**-118**	**Yes**	**26**	**0**	**n/a**	**0.01**	**NP**
pH, Field (SU)	GWA-43R (bg)	-0.01119	-101	-124	No	27	0	n/a	0.01	NP
pH, Field (SU)	**GWA-50 (bg)**	**-0.08387**	**-202**	**-118**	**Yes**	**26**	**0**	**n/a**	**0.01**	**NP**
pH, Field (SU)	**GWA-50R (bg)**	**-0.1717**	**-205**	**-118**	**Yes**	**26**	**0**	**n/a**	**0.01**	**NP**
Thallium (mg/L)	GWA-1 (bg)	0	23	161	No	32	96.88	n/a	0.01	NP
Thallium (mg/L)	GWA-2 (bg)	0	0	161	No	32	100	n/a	0.01	NP
Thallium (mg/L)	GWA-2R (bg)	0	19	152	No	31	93.55	n/a	0.01	NP
Thallium (mg/L)	GWA-3A (bg)	0	22	152	No	31	96.77	n/a	0.01	NP
Thallium (mg/L)	GWA-4RZ (bg)	0	0	146	No	30	100	n/a	0.01	NP
Thallium (mg/L)	GWA-39RZ (bg)	0	0	105	No	24	100	n/a	0.01	NP
Thallium (mg/L)	GWA-39Z (bg)	0	42	118	No	26	88.46	n/a	0.01	NP
Thallium (mg/L)	GWA-40 (bg)	0	-1	-118	No	26	96.15	n/a	0.01	NP
Thallium (mg/L)	GWA-41 (bg)	0	0	118	No	26	100	n/a	0.01	NP
Thallium (mg/L)	GWA-41R (bg)	0	9	118	No	26	92.31	n/a	0.01	NP
Thallium (mg/L)	GWA-42 (bg)	0	19	118	No	26	92.31	n/a	0.01	NP
Thallium (mg/L)	GWA-43 (bg)	0	34	118	No	26	88.46	n/a	0.01	NP
Thallium (mg/L)	GWA-43R (bg)	0	0	118	No	26	100	n/a	0.01	NP
Thallium (mg/L)	GWA-50 (bg)	0	0	146	No	30	100	n/a	0.01	NP
Thallium (mg/L)	GWA-50R (bg)	0	-5	-146	No	30	96.67	n/a	0.01	NP

Appendix I Intrawell Prediction Limits - All Results (No Significant)

Plant Bowen Client: Southern Company Data: Bowen 1, 2, 9, & 10 Printed 6/8/2026, 4:38 PM

Constituent	Well	Upper Lim.	Lower Lim.	Date	Observ.	Sig.	Bg N	%NDs	ND Adj.	Transform	Alpha	Method
Antimony (mg/L)	GWA-1	0.02536	n/a	2/18/2026	0.0026	No	46	32.61	Kaplan-Meier	ln(x)	0.0001266	Param Intra 1 of 2
Antimony (mg/L)	GWA-2	0.002	n/a	2/18/2026	0.002ND	No	46	95.65	n/a	n/a	0.0009151	NP Intra (NDs) 1 of 2
Antimony (mg/L)	GWA-2R	0.011	n/a	2/18/2026	0.0017J	No	45	33.33	n/a	n/a	0.0009557	NP Intra (normality) 1 of 2
Antimony (mg/L)	GWA-3A	0.0068	n/a	2/17/2026	0.002ND	No	45	68.89	n/a	n/a	0.0009557	NP Intra (NDs) 1 of 2
Antimony (mg/L)	GWA-4RZ	0.002	n/a	2/18/2026	0.002ND	No	39	74.36	n/a	n/a	0.001226	NP Intra (NDs) 1 of 2
Antimony (mg/L)	GWA-39RZ	0.01134	n/a	2/18/2026	0.0015J	No	22	13.64	None	sqrt(x)	0.0001266	Param Intra 1 of 2
Antimony (mg/L)	GWA-39Z	0.003303	n/a	2/18/2026	0.002ND	No	25	40	Kaplan-Meier	No	0.0001266	Param Intra 1 of 2
Antimony (mg/L)	GWA-40	0.0021	n/a	2/16/2026	0.002ND	No	25	92	n/a	n/a	0.002832	NP Intra (NDs) 1 of 2
Antimony (mg/L)	GWA-41	0.0029	n/a	2/16/2026	0.002ND	No	25	92	n/a	n/a	0.002832	NP Intra (NDs) 1 of 2
Antimony (mg/L)	GWA-41R	0.008333	n/a	2/16/2026	0.002ND	No	25	44	Kaplan-Meier	x^(1/3)	0.0001266	Param Intra 1 of 2
Antimony (mg/L)	GWA-42	0.002	n/a	2/16/2026	0.002ND	No	25	96	n/a	n/a	0.002832	NP Intra (NDs) 1 of 2
Antimony (mg/L)	GWA-43	0.002	n/a	2/16/2026	0.002ND	No	25	92	n/a	n/a	0.002832	NP Intra (NDs) 1 of 2
Antimony (mg/L)	GWA-43R	0.002	n/a	2/16/2026	0.002ND	No	25	68	n/a	n/a	0.002832	NP Intra (NDs) 1 of 2
Antimony (mg/L)	GWA-50	0.0022	n/a	2/17/2026	0.002ND	No	40	82.5	n/a	n/a	0.001159	NP Intra (NDs) 1 of 2
Antimony (mg/L)	GWA-50R	0.002	n/a	2/17/2026	0.002ND	No	40	95	n/a	n/a	0.001159	NP Intra (NDs) 1 of 2
Antimony (mg/L)	GWC-5	0.002	n/a	2/19/2026	0.002ND	No	46	91.3	n/a	n/a	0.0009151	NP Intra (NDs) 1 of 2
Antimony (mg/L)	GWC-6	0.0035	n/a	2/20/2026	0.002ND	No	46	89.13	n/a	n/a	0.0009151	NP Intra (NDs) 1 of 2
Antimony (mg/L)	GWC-6RZ	0.0028	n/a	2/20/2026	0.002ND	No	29	75.86	n/a	n/a	0.002172	NP Intra (NDs) 1 of 2
Antimony (mg/L)	GWC-7Z	0.0058	n/a	2/19/2026	0.00081J	No	46	65.22	n/a	n/a	0.0009151	NP Intra (NDs) 1 of 2
Antimony (mg/L)	GWC-8RR	0.0025	n/a	2/19/2026	0.002ND	No	46	80.43	n/a	n/a	0.0009151	NP Intra (NDs) 1 of 2
Antimony (mg/L)	GWC-8Z	0.002	n/a	2/19/2026	0.002ND	No	49	95.92	n/a	n/a	0.0007934	NP Intra (NDs) 1 of 2
Antimony (mg/L)	GWC-9	0.002	n/a	2/18/2026	0.002ND	No	46	95.65	n/a	n/a	0.0009151	NP Intra (NDs) 1 of 2
Antimony (mg/L)	GWC-10	0.002	n/a	2/19/2026	0.002ND	No	46	97.83	n/a	n/a	0.0009151	NP Intra (NDs) 1 of 2
Antimony (mg/L)	GWC-10R	0.0025	n/a	2/19/2026	0.002ND	No	45	88.89	n/a	n/a	0.0009557	NP Intra (NDs) 1 of 2
Antimony (mg/L)	GWC-11	0.002	n/a	2/19/2026	0.002ND	No	46	82.61	n/a	n/a	0.0009151	NP Intra (NDs) 1 of 2
Antimony (mg/L)	GWC-11R	0.012	n/a	2/20/2026	0.001J	No	47	68.09	n/a	n/a	0.0008745	NP Intra (NDs) 1 of 2
Antimony (mg/L)	GWC-12	0.002	n/a	2/18/2026	0.002ND	No	46	95.65	n/a	n/a	0.0009151	NP Intra (NDs) 1 of 2
Antimony (mg/L)	GWC-13	0.003	n/a	2/19/2026	0.00075J	No	46	80.43	n/a	n/a	0.0009151	NP Intra (NDs) 1 of 2
Antimony (mg/L)	GWC-13RZ	0.00447	n/a	2/20/2026	0.002ND	No	40	57.5	n/a	n/a	0.001159	NP Intra (NDs) 1 of 2
Antimony (mg/L)	GWC-14Z	0.005	n/a	2/24/2026	0.002ND	No	46	89.13	n/a	n/a	0.0009151	NP Intra (NDs) 1 of 2
Antimony (mg/L)	GWC-15R	0.0106	n/a	2/24/2026	0.0015J	No	46	47.83	n/a	n/a	0.0009151	NP Intra (normality) 1 of 2
Antimony (mg/L)	GWC-15Z	0.0053	n/a	2/24/2026	0.002ND	No	46	82.61	n/a	n/a	0.0009151	NP Intra (NDs) 1 of 2
Antimony (mg/L)	GWC-44	0.002	n/a	2/16/2026	0.002ND	No	25	92	n/a	n/a	0.002832	NP Intra (NDs) 1 of 2
Antimony (mg/L)	GWC-45	0.014	n/a	2/17/2026	0.012	No	49	53.06	n/a	n/a	0.0007934	NP Intra (NDs) 1 of 2
Antimony (mg/L)	GWC-45R	0.00426	n/a	2/17/2026	0.002ND	No	46	76.09	n/a	n/a	0.0009151	NP Intra (NDs) 1 of 2
Antimony (mg/L)	GWC-46R	0.002	n/a	2/16/2026	0.002ND	No	26	96.15	n/a	n/a	0.002667	NP Intra (NDs) 1 of 2
Antimony (mg/L)	GWC-47	0.0022	n/a	2/17/2026	0.002ND	No	25	84	n/a	n/a	0.002832	NP Intra (NDs) 1 of 2
Antimony (mg/L)	GWC-47R	0.003823	n/a	2/17/2026	0.00061J	No	25	28	Kaplan-Meier	sqrt(x)	0.0001266	Param Intra 1 of 2
Antimony (mg/L)	GWC-48	0.002	n/a	2/17/2026	0.002ND	No	25	84	n/a	n/a	0.002832	NP Intra (NDs) 1 of 2
Antimony (mg/L)	GWC-49R	0.003815	n/a	2/17/2026	0.002ND	No	25	40	Kaplan-Meier	No	0.0001266	Param Intra 1 of 2
Antimony (mg/L)	GWC-49Z	0.002458	n/a	2/17/2026	0.002ND	No	25	36	Kaplan-Meier	No	0.0001266	Param Intra 1 of 2
Arsenic (mg/L)	GWA-1	0.002	n/a	2/18/2026	0.00042J	No	46	91.3	n/a	n/a	0.0009151	NP Intra (NDs) 1 of 2
Arsenic (mg/L)	GWA-2	0.002	n/a	2/18/2026	0.002ND	No	45	97.78	n/a	n/a	0.0009557	NP Intra (NDs) 1 of 2
Arsenic (mg/L)	GWA-2R	0.0056	n/a	2/18/2026	0.00049J	No	46	71.74	n/a	n/a	0.0009151	NP Intra (NDs) 1 of 2
Arsenic (mg/L)	GWA-3A	0.002	n/a	2/17/2026	0.002ND	No	45	97.78	n/a	n/a	0.0009557	NP Intra (NDs) 1 of 2
Arsenic (mg/L)	GWA-4RZ	0.0051	n/a	2/18/2026	0.00061J	No	39	53.85	n/a	n/a	0.001226	NP Intra (NDs) 1 of 2
Arsenic (mg/L)	GWA-39RZ	0.002	n/a	2/18/2026	0.00099J	No	23	65.22	n/a	n/a	0.003415	NP Intra (NDs) 1 of 2
Arsenic (mg/L)	GWA-39Z	0.0021	n/a	2/18/2026	0.002ND	No	25	84	n/a	n/a	0.002832	NP Intra (NDs) 1 of 2
Arsenic (mg/L)	GWA-40	0.002	n/a	2/16/2026	0.002ND	No	25	84	n/a	n/a	0.002832	NP Intra (NDs) 1 of 2
Arsenic (mg/L)	GWA-41	0.002	n/a	2/16/2026	0.002ND	No	25	88	n/a	n/a	0.002832	NP Intra (NDs) 1 of 2
Arsenic (mg/L)	GWA-41R	0.002	n/a	2/16/2026	0.00053J	No	25	76	n/a	n/a	0.002832	NP Intra (NDs) 1 of 2
Arsenic (mg/L)	GWA-42	0.002	n/a	2/16/2026	0.002ND	No	25	88	n/a	n/a	0.002832	NP Intra (NDs) 1 of 2
Arsenic (mg/L)	GWA-43	0.002	n/a	2/16/2026	0.002ND	No	25	92	n/a	n/a	0.002832	NP Intra (NDs) 1 of 2
Arsenic (mg/L)	GWA-43R	0.002	n/a	2/16/2026	0.002ND	No	25	88	n/a	n/a	0.002832	NP Intra (NDs) 1 of 2
Arsenic (mg/L)	GWA-50R	0.002	n/a	2/17/2026	0.002ND	No	39	97.44	n/a	n/a	0.001226	NP Intra (NDs) 1 of 2
Arsenic (mg/L)	GWC-5	0.002	n/a	2/19/2026	0.002ND	No	46	97.83	n/a	n/a	0.0009151	NP Intra (NDs) 1 of 2
Arsenic (mg/L)	GWC-6	0.002	n/a	2/20/2026	0.0005J	No	45	86.67	n/a	n/a	0.0009557	NP Intra (NDs) 1 of 2
Arsenic (mg/L)	GWC-6RZ	0.002	n/a	2/20/2026	0.002ND	No	29	93.1	n/a	n/a	0.002172	NP Intra (NDs) 1 of 2
Arsenic (mg/L)	GWC-7Z	0.0042	n/a	2/19/2026	0.002ND	No	45	62.22	n/a	n/a	0.0009557	NP Intra (NDs) 1 of 2
Arsenic (mg/L)	GWC-8RR	0.0029	n/a	2/19/2026	0.002ND	No	42	85.71	n/a	n/a	0.001077	NP Intra (NDs) 1 of 2
Arsenic (mg/L)	GWC-8Z	0.0037	n/a	2/19/2026	0.002ND	No	48	83.33	n/a	n/a	0.0008339	NP Intra (NDs) 1 of 2
Arsenic (mg/L)	GWC-9	0.0086	n/a	2/18/2026	0.002ND	No	46	84.78	n/a	n/a	0.0009151	NP Intra (NDs) 1 of 2
Arsenic (mg/L)	GWC-10	0.0079	n/a	2/19/2026	0.002ND	No	45	88.89	n/a	n/a	0.0009557	NP Intra (NDs) 1 of 2
Arsenic (mg/L)	GWC-10R	0.002	n/a	2/19/2026	0.002ND	No	46	95.65	n/a	n/a	0.0009151	NP Intra (NDs) 1 of 2
Arsenic (mg/L)	GWC-11	0.0023	n/a	2/19/2026	0.002ND	No	46	93.48	n/a	n/a	0.0009151	NP Intra (NDs) 1 of 2

Appendix I Intrawell Prediction Limits - All Results (No Significant)

Plant Bowen Client: Southern Company Data: Bowen 1, 2, 9, & 10 Printed 6/8/2026, 4:38 PM

Constituent	Well	Upper Lim.	Lower Lim.	Date	Observ.	Sig.	Bg N	%NDs	ND Adj.	Transform	Alpha	Method
Arsenic (mg/L)	GWC-11R	0.0077	n/a	2/20/2026	0.0012J	No	46	43.48	n/a	n/a	0.0009151	NP Intra (normality) 1 of 2
Arsenic (mg/L)	GWC-12	0.01213	n/a	2/18/2026	0.0054	No	45	20	Kaplan-Meier	sqrt(x)	0.0001266	Param Intra 1 of 2
Arsenic (mg/L)	GWC-13	0.0096	n/a	2/19/2026	0.00078J	No	46	73.91	n/a	n/a	0.0009151	NP Intra (NDs) 1 of 2
Arsenic (mg/L)	GWC-13RZ	0.0066	n/a	2/20/2026	0.0012J	No	44	54.55	n/a	n/a	0.0009963	NP Intra (NDs) 1 of 2
Arsenic (mg/L)	GWC-14Z	0.0079	n/a	2/24/2026	0.002ND	No	45	86.67	n/a	n/a	0.0009557	NP Intra (NDs) 1 of 2
Arsenic (mg/L)	GWC-15R	0.0026	n/a	2/24/2026	0.00062J	No	46	86.96	n/a	n/a	0.0009151	NP Intra (NDs) 1 of 2
Arsenic (mg/L)	GWC-15Z	0.0077	n/a	2/24/2026	0.002ND	No	46	73.91	n/a	n/a	0.0009151	NP Intra (NDs) 1 of 2
Arsenic (mg/L)	GWC-44	0.0038	n/a	2/16/2026	0.002ND	No	25	72	n/a	n/a	0.002832	NP Intra (NDs) 1 of 2
Arsenic (mg/L)	GWC-45	0.0099	n/a	2/17/2026	0.002ND	No	46	93.48	n/a	n/a	0.0009151	NP Intra (NDs) 1 of 2
Arsenic (mg/L)	GWC-45R	0.002	n/a	2/17/2026	0.002ND	No	46	93.48	n/a	n/a	0.0009151	NP Intra (NDs) 1 of 2
Arsenic (mg/L)	GWC-46R	0.002	n/a	2/16/2026	0.002ND	No	26	88.46	n/a	n/a	0.002667	NP Intra (NDs) 1 of 2
Arsenic (mg/L)	GWC-47	0.002	n/a	2/17/2026	0.002ND	No	25	92	n/a	n/a	0.002832	NP Intra (NDs) 1 of 2
Arsenic (mg/L)	GWC-47R	0.0039	n/a	2/17/2026	0.00047J	No	25	56	n/a	n/a	0.002832	NP Intra (NDs) 1 of 2
Arsenic (mg/L)	GWC-48	0.002	n/a	2/17/2026	0.002ND	No	25	96	n/a	n/a	0.002832	NP Intra (NDs) 1 of 2
Arsenic (mg/L)	GWC-49R	0.002	n/a	2/17/2026	0.002ND	No	25	92	n/a	n/a	0.002832	NP Intra (NDs) 1 of 2
Arsenic (mg/L)	GWC-49Z	0.0044	n/a	2/17/2026	0.002ND	No	25	96	n/a	n/a	0.002832	NP Intra (NDs) 1 of 2
Barium (mg/L)	GWA-1	0.04	n/a	2/18/2026	0.017	No	45	0	n/a	n/a	0.0009557	NP Intra (normality) 1 of 2
Barium (mg/L)	GWA-2	0.04843	n/a	2/18/2026	0.023	No	44	0	None	No	0.0001266	Param Intra 1 of 2
Barium (mg/L)	GWA-2R	0.04029	n/a	2/18/2026	0.012	No	44	0	None	x^(1/3)	0.0001266	Param Intra 1 of 2
Barium (mg/L)	GWA-3A	0.009258	n/a	2/17/2026	0.0079	No	36	0	None	No	0.0001266	Param Intra 1 of 2
Barium (mg/L)	GWA-4RZ	0.06319	n/a	2/18/2026	0.045	No	39	0	None	No	0.0001266	Param Intra 1 of 2
Barium (mg/L)	GWA-39RZ	0.027	n/a	2/18/2026	0.019	No	23	0	n/a	n/a	0.003415	NP Intra (normality) 1 of 2
Barium (mg/L)	GWA-39Z	0.0332	n/a	2/18/2026	0.016	No	25	0	None	No	0.0001266	Param Intra 1 of 2
Barium (mg/L)	GWA-40	0.01173	n/a	2/16/2026	0.0078	No	25	0	None	No	0.0001266	Param Intra 1 of 2
Barium (mg/L)	GWA-41	0.03733	n/a	2/16/2026	0.015	No	25	0	None	No	0.0001266	Param Intra 1 of 2
Barium (mg/L)	GWA-41R	0.05319	n/a	2/16/2026	0.023	No	25	0	None	No	0.0001266	Param Intra 1 of 2
Barium (mg/L)	GWA-42	0.007194	n/a	2/16/2026	0.0071	No	25	0	None	No	0.0001266	Param Intra 1 of 2
Barium (mg/L)	GWA-43	0.04548	n/a	2/16/2026	0.013	No	25	0	None	x^(1/3)	0.0001266	Param Intra 1 of 2
Barium (mg/L)	GWA-43R	0.009305	n/a	2/16/2026	0.0075	No	25	0	None	No	0.0001266	Param Intra 1 of 2
Barium (mg/L)	GWA-50	0.01647	n/a	2/17/2026	0.0071	No	39	0	None	No	0.0001266	Param Intra 1 of 2
Barium (mg/L)	GWA-50R	0.02176	n/a	2/17/2026	0.0081	No	37	0	None	No	0.0001266	Param Intra 1 of 2
Barium (mg/L)	GWC-5	0.028	n/a	2/19/2026	0.013	No	45	0	n/a	n/a	0.0009557	NP Intra (normality) 1 of 2
Barium (mg/L)	GWC-6	0.009292	n/a	2/20/2026	0.0078	No	20	0	None	No	0.0001266	Param Intra 1 of 2
Barium (mg/L)	GWC-6RZ	0.0106	n/a	2/20/2026	0.0066	No	25	0	None	No	0.0001266	Param Intra 1 of 2
Barium (mg/L)	GWC-7Z	0.03941	n/a	2/19/2026	0.01	No	42	0	None	sqrt(x)	0.0001266	Param Intra 1 of 2
Barium (mg/L)	GWC-8RR	0.028	n/a	2/19/2026	0.014	No	35	0	n/a	n/a	0.001497	NP Intra (normality) 1 of 2
Barium (mg/L)	GWC-8Z	0.093	n/a	2/19/2026	0.027	No	48	0	n/a	n/a	0.0008339	NP Intra (normality) 1 of 2
Barium (mg/L)	GWC-9	0.05406	n/a	2/18/2026	0.046	No	42	0	None	No	0.0001266	Param Intra 1 of 2
Barium (mg/L)	GWC-10	0.03476	n/a	2/19/2026	0.014	No	43	0	None	sqrt(x)	0.0001266	Param Intra 1 of 2
Barium (mg/L)	GWC-10R	0.03613	n/a	2/19/2026	0.032	No	46	0	None	No	0.0001266	Param Intra 1 of 2
Barium (mg/L)	GWC-11	0.036	n/a	2/19/2026	0.011	No	45	0	n/a	n/a	0.0009557	NP Intra (normality) 1 of 2
Barium (mg/L)	GWC-11R	0.021	n/a	2/20/2026	0.02	No	46	0	n/a	n/a	0.0009151	NP Intra (normality) 1 of 2
Barium (mg/L)	GWC-12	0.043	n/a	2/18/2026	0.027	No	41	0	n/a	n/a	0.001118	NP Intra (normality) 1 of 2
Barium (mg/L)	GWC-13	0.05553	n/a	2/19/2026	0.031	No	44	0	None	sqrt(x)	0.0001266	Param Intra 1 of 2
Barium (mg/L)	GWC-13RZ	0.1137	n/a	2/20/2026	0.096	No	17	0	None	No	0.0001266	Param Intra 1 of 2
Barium (mg/L)	GWC-14Z	0.05	n/a	2/24/2026	0.014	No	42	0	n/a	n/a	0.001077	NP Intra (normality) 1 of 2
Barium (mg/L)	GWC-15R	0.03392	n/a	2/24/2026	0.013	No	45	0	None	No	0.0001266	Param Intra 1 of 2
Barium (mg/L)	GWC-15Z	0.02049	n/a	2/24/2026	0.011	No	45	0	None	No	0.0001266	Param Intra 1 of 2
Barium (mg/L)	GWC-44	0.08712	n/a	2/16/2026	0.012	No	25	0	None	No	0.0001266	Param Intra 1 of 2
Barium (mg/L)	GWC-45	0.011	n/a	2/17/2026	0.0076	No	40	0	n/a	n/a	0.001159	NP Intra (normality) 1 of 2
Barium (mg/L)	GWC-45R	0.02761	n/a	2/17/2026	0.022	No	46	0	None	No	0.0001266	Param Intra 1 of 2
Barium (mg/L)	GWC-46R	0.02115	n/a	2/16/2026	0.012	No	26	0	None	sqrt(x)	0.0001266	Param Intra 1 of 2
Barium (mg/L)	GWC-47	0.02018	n/a	2/17/2026	0.0091	No	25	0	None	x^(1/3)	0.0001266	Param Intra 1 of 2
Barium (mg/L)	GWC-47R	0.0183	n/a	2/17/2026	0.0093	No	24	0	None	ln(x)	0.0001266	Param Intra 1 of 2
Barium (mg/L)	GWC-48	0.05604	n/a	2/17/2026	0.055	No	22	4.545	None	No	0.0001266	Param Intra 1 of 2
Barium (mg/L)	GWC-49R	0.026	n/a	2/17/2026	0.012	No	25	0	n/a	n/a	0.002832	NP Intra (normality) 1 of 2
Barium (mg/L)	GWC-49Z	0.0121	n/a	2/17/2026	0.0042J	No	25	0	n/a	n/a	0.002832	NP Intra (normality) 1 of 2
Beryllium (mg/L)	GWA-1	0.0004	n/a	2/18/2026	0.0004ND	No	46	95.65	n/a	n/a	0.0009151	NP Intra (NDs) 1 of 2
Beryllium (mg/L)	GWA-4RZ	0.00051	n/a	2/18/2026	0.0004ND	No	39	97.44	n/a	n/a	0.001226	NP Intra (NDs) 1 of 2
Beryllium (mg/L)	GWA-41R	0.0004	n/a	2/16/2026	0.0004ND	No	25	96	n/a	n/a	0.002832	NP Intra (NDs) 1 of 2
Beryllium (mg/L)	GWA-42	0.0004	n/a	2/16/2026	0.0004ND	No	25	16	n/a	n/a	0.002832	NP Intra (normality) 1 of 2
Beryllium (mg/L)	GWA-43	0.0004	n/a	2/16/2026	0.0004ND	No	25	92	n/a	n/a	0.002832	NP Intra (NDs) 1 of 2
Beryllium (mg/L)	GWA-43R	0.0004	n/a	2/16/2026	0.0004ND	No	25	96	n/a	n/a	0.002832	NP Intra (NDs) 1 of 2
Beryllium (mg/L)	GWA-50R	0.0004	n/a	2/17/2026	0.0004ND	No	40	90	n/a	n/a	0.001159	NP Intra (NDs) 1 of 2
Beryllium (mg/L)	GWC-5	0.0009	n/a	2/19/2026	0.00078	No	47	38.3	n/a	n/a	0.0008745	NP Intra (normality) 1 of 2

Appendix I Intrawell Prediction Limits - All Results (No Significant)

Plant Bowen Client: Southern Company Data: Bowen 1, 2, 9, & 10 Printed 6/8/2026, 4:38 PM

Constituent	Well	Upper Lim.	Lower Lim.	Date	Observ.	Sig.	Bg N	%NDs	ND Adj.	Transform	Alpha	Method
Beryllium (mg/L)	GWC-6	0.0004	n/a	2/20/2026	0.0004ND	No	46	91.3	n/a	n/a	0.0009151	NP Intra (NDs) 1 of 2
Beryllium (mg/L)	GWC-6RZ	0.0004	n/a	2/20/2026	0.0004ND	No	29	65.52	n/a	n/a	0.002172	NP Intra (NDs) 1 of 2
Beryllium (mg/L)	GWC-7Z	0.0004	n/a	2/19/2026	0.0004ND	No	46	95.65	n/a	n/a	0.0009151	NP Intra (NDs) 1 of 2
Beryllium (mg/L)	GWC-8RR	0.0064	n/a	2/19/2026	0.0004ND	No	46	86.96	n/a	n/a	0.0009151	NP Intra (NDs) 1 of 2
Beryllium (mg/L)	GWC-8Z	0.0016	n/a	2/19/2026	0.0004ND	No	49	81.63	n/a	n/a	0.0007934	NP Intra (NDs) 1 of 2
Beryllium (mg/L)	GWC-9	0.0014	n/a	2/18/2026	0.0004ND	No	46	52.17	n/a	n/a	0.0009151	NP Intra (NDs) 1 of 2
Beryllium (mg/L)	GWC-10	0.0024	n/a	2/19/2026	0.0004ND	No	46	65.22	n/a	n/a	0.0009151	NP Intra (NDs) 1 of 2
Beryllium (mg/L)	GWC-11	0.0004	n/a	2/19/2026	0.0004ND	No	46	97.83	n/a	n/a	0.0009151	NP Intra (NDs) 1 of 2
Beryllium (mg/L)	GWC-13	0.0004	n/a	2/19/2026	0.0004ND	No	46	71.74	n/a	n/a	0.0009151	NP Intra (NDs) 1 of 2
Beryllium (mg/L)	GWC-13RZ	0.0033	n/a	2/20/2026	0.0004ND	No	46	97.83	n/a	n/a	0.0009151	NP Intra (NDs) 1 of 2
Beryllium (mg/L)	GWC-14Z	0.0015	n/a	2/24/2026	0.0004ND	No	46	63.04	n/a	n/a	0.0009151	NP Intra (NDs) 1 of 2
Beryllium (mg/L)	GWC-44	0.0004	n/a	2/16/2026	0.0004ND	No	25	52	n/a	n/a	0.002832	NP Intra (NDs) 1 of 2
Beryllium (mg/L)	GWC-45R	0.0004	n/a	2/17/2026	0.0004ND	No	46	97.83	n/a	n/a	0.0009151	NP Intra (NDs) 1 of 2
Beryllium (mg/L)	GWC-47	0.0004	n/a	2/17/2026	0.0004ND	No	25	96	n/a	n/a	0.002832	NP Intra (NDs) 1 of 2
Beryllium (mg/L)	GWC-47R	0.0004	n/a	2/17/2026	0.0004ND	No	25	96	n/a	n/a	0.002832	NP Intra (NDs) 1 of 2
Beryllium (mg/L)	GWC-48	0.0005	n/a	2/17/2026	0.00028J	No	25	12	n/a	n/a	0.002832	NP Intra (normality) 1 of 2
Cadmium (mg/L)	GWA-1	0.0005	n/a	2/18/2026	0.0005ND	No	46	97.83	n/a	n/a	0.0009151	NP Intra (NDs) 1 of 2
Cadmium (mg/L)	GWA-39Z	0.0005	n/a	2/18/2026	0.0005ND	No	25	84	n/a	n/a	0.002832	NP Intra (NDs) 1 of 2
Cadmium (mg/L)	GWA-42	0.0003364	n/a	2/16/2026	0.00016J	No	25	12	None	sqrt(x)	0.0001266	Param Intra 1 of 2
Cadmium (mg/L)	GWA-43	0.0005	n/a	2/16/2026	0.0005ND	No	25	96	n/a	n/a	0.002832	NP Intra (NDs) 1 of 2
Cadmium (mg/L)	GWA-50	0.0005	n/a	2/17/2026	0.0005ND	No	40	95	n/a	n/a	0.001159	NP Intra (NDs) 1 of 2
Cadmium (mg/L)	GWC-5	0.0005	n/a	2/19/2026	0.0005ND	No	46	82.61	n/a	n/a	0.0009151	NP Intra (NDs) 1 of 2
Cadmium (mg/L)	GWC-6	0.0005	n/a	2/20/2026	0.0005ND	No	46	95.65	n/a	n/a	0.0009151	NP Intra (NDs) 1 of 2
Cadmium (mg/L)	GWC-7Z	0.0005	n/a	2/19/2026	0.0005ND	No	46	97.83	n/a	n/a	0.0009151	NP Intra (NDs) 1 of 2
Cadmium (mg/L)	GWC-8Z	0.0005	n/a	2/19/2026	0.0005ND	No	49	95.92	n/a	n/a	0.0007934	NP Intra (NDs) 1 of 2
Cadmium (mg/L)	GWC-10	0.0005	n/a	2/19/2026	0.0005ND	No	46	97.83	n/a	n/a	0.0009151	NP Intra (NDs) 1 of 2
Cadmium (mg/L)	GWC-10R	0.0005	n/a	2/19/2026	0.0005ND	No	46	97.83	n/a	n/a	0.0009151	NP Intra (NDs) 1 of 2
Cadmium (mg/L)	GWC-11R	0.00056	n/a	2/20/2026	0.0005ND	No	46	95.65	n/a	n/a	0.0009151	NP Intra (NDs) 1 of 2
Cadmium (mg/L)	GWC-12	0.0012	n/a	2/18/2026	0.0005J	No	47	46.81	n/a	n/a	0.0008745	NP Intra (normality) 1 of 2
Cadmium (mg/L)	GWC-14Z	0.0005	n/a	2/24/2026	0.0005ND	No	46	97.83	n/a	n/a	0.0009151	NP Intra (NDs) 1 of 2
Cadmium (mg/L)	GWC-15R	0.0005	n/a	2/24/2026	0.0005ND	No	46	89.13	n/a	n/a	0.0009151	NP Intra (NDs) 1 of 2
Cadmium (mg/L)	GWC-44	0.0005	n/a	2/16/2026	0.0005ND	No	25	96	n/a	n/a	0.002832	NP Intra (NDs) 1 of 2
Cadmium (mg/L)	GWC-45R	0.0005	n/a	2/17/2026	0.0005ND	No	46	95.65	n/a	n/a	0.0009151	NP Intra (NDs) 1 of 2
Cadmium (mg/L)	GWC-47	0.0005	n/a	2/17/2026	0.00014J	No	25	52	n/a	n/a	0.002832	NP Intra (NDs) 1 of 2
Cadmium (mg/L)	GWC-47R	0.0005	n/a	2/17/2026	0.0005ND	No	25	96	n/a	n/a	0.002832	NP Intra (NDs) 1 of 2
Cadmium (mg/L)	GWC-48	0.000459	n/a	2/17/2026	0.00025J	No	25	4	None	sqrt(x)	0.0001266	Param Intra 1 of 2
Cadmium (mg/L)	GWC-49Z	0.0005	n/a	2/17/2026	0.0005ND	No	25	72	n/a	n/a	0.002832	NP Intra (NDs) 1 of 2
Chromium (mg/L)	GWA-1	0.012	n/a	2/18/2026	0.00047J	No	43	79.07	n/a	n/a	0.001037	NP Intra (NDs) 1 of 2
Chromium (mg/L)	GWA-2	0.009	n/a	2/18/2026	0.00082J	No	43	67.44	n/a	n/a	0.001037	NP Intra (NDs) 1 of 2
Chromium (mg/L)	GWA-2R	0.012	n/a	2/18/2026	0.0004J	No	45	82.22	n/a	n/a	0.0009557	NP Intra (NDs) 1 of 2
Chromium (mg/L)	GWA-3A	0.012	n/a	2/17/2026	0.0008J	No	41	82.93	n/a	n/a	0.001118	NP Intra (NDs) 1 of 2
Chromium (mg/L)	GWA-4RZ	0.012	n/a	2/18/2026	0.005ND	No	39	82.05	n/a	n/a	0.001226	NP Intra (NDs) 1 of 2
Chromium (mg/L)	GWA-39RZ	0.005	n/a	2/18/2026	0.005ND	No	23	60.87	n/a	n/a	0.003415	NP Intra (NDs) 1 of 2
Chromium (mg/L)	GWA-39Z	0.005	n/a	2/18/2026	0.0004J	No	24	91.67	n/a	n/a	0.003124	NP Intra (NDs) 1 of 2
Chromium (mg/L)	GWA-40	0.005	n/a	2/16/2026	0.00064J	No	25	80	n/a	n/a	0.002832	NP Intra (NDs) 1 of 2
Chromium (mg/L)	GWA-41	0.015	n/a	2/16/2026	0.00044J	No	25	88	n/a	n/a	0.002832	NP Intra (NDs) 1 of 2
Chromium (mg/L)	GWA-41R	0.005	n/a	2/16/2026	0.00027J	No	25	92	n/a	n/a	0.002832	NP Intra (NDs) 1 of 2
Chromium (mg/L)	GWA-42	0.005	n/a	2/16/2026	0.00057J	No	25	96	n/a	n/a	0.002832	NP Intra (NDs) 1 of 2
Chromium (mg/L)	GWA-43	0.005	n/a	2/16/2026	0.00045J	No	25	76	n/a	n/a	0.002832	NP Intra (NDs) 1 of 2
Chromium (mg/L)	GWA-43R	0.005	n/a	2/16/2026	0.00063J	No	25	52	n/a	n/a	0.002832	NP Intra (NDs) 1 of 2
Chromium (mg/L)	GWA-50	0.005	n/a	2/17/2026	0.00025J	No	40	87.5	n/a	n/a	0.001159	NP Intra (NDs) 1 of 2
Chromium (mg/L)	GWA-50R	0.0053	n/a	2/17/2026	0.00034J	No	40	70	n/a	n/a	0.001159	NP Intra (NDs) 1 of 2
Chromium (mg/L)	GWC-5	0.016	n/a	2/19/2026	0.00048J	No	44	63.64	n/a	n/a	0.0009963	NP Intra (NDs) 1 of 2
Chromium (mg/L)	GWC-6	0.027	n/a	2/20/2026	0.00082J	No	45	17.78	n/a	n/a	0.0009557	NP Intra (normality) 1 of 2
Chromium (mg/L)	GWC-6RZ	0.003141	n/a	2/20/2026	0.0018J	No	28	10.71	None	No	0.0001266	Param Intra 1 of 2
Chromium (mg/L)	GWC-7Z	0.018	n/a	2/19/2026	0.0013J	No	43	60.47	n/a	n/a	0.001037	NP Intra (NDs) 1 of 2
Chromium (mg/L)	GWC-8RR	0.032	n/a	2/19/2026	0.00046J	No	46	36.96	n/a	n/a	0.0009151	NP Intra (normality) 1 of 2
Chromium (mg/L)	GWC-8Z	0.01255	n/a	2/19/2026	0.0015J	No	48	16.67	Kaplan-Meier	ln(x)	0.0001266	Param Intra 1 of 2
Chromium (mg/L)	GWC-9	0.018	n/a	2/18/2026	0.00034J	No	44	81.82	n/a	n/a	0.0009963	NP Intra (NDs) 1 of 2
Chromium (mg/L)	GWC-10	0.034	n/a	2/19/2026	0.0032J	No	45	44.44	n/a	n/a	0.0009557	NP Intra (normality) 1 of 2
Chromium (mg/L)	GWC-10R	0.01	n/a	2/19/2026	0.00035J	No	44	77.27	n/a	n/a	0.0009963	NP Intra (NDs) 1 of 2
Chromium (mg/L)	GWC-11	0.01313	n/a	2/19/2026	0.0096	No	45	28.89	Kaplan-Meier	No	0.0001266	Param Intra 1 of 2
Chromium (mg/L)	GWC-11R	0.00972	n/a	2/20/2026	0.0044J	No	24	0	None	No	0.0001266	Param Intra 1 of 2
Chromium (mg/L)	GWC-12	0.0057	n/a	2/18/2026	0.005ND	No	44	81.82	n/a	n/a	0.0009963	NP Intra (NDs) 1 of 2
Chromium (mg/L)	GWC-13	0.009571	n/a	2/19/2026	0.0041J	No	29	0	None	No	0.0001266	Param Intra 1 of 2

Appendix I Intrawell Prediction Limits - All Results (No Significant)

Plant Bowen Client: Southern Company Data: Bowen 1, 2, 9, & 10 Printed 6/8/2026, 4:38 PM

Constituent	Well	Upper Lim.	Lower Lim.	Date	Observ.	Sig.	Bg N	%NDs	ND Adj.	Transform	Alpha	Method
Chromium (mg/L)	GWC-13RZ	0.005	n/a	2/20/2026	0.005ND	No	45	75.56	n/a	n/a	0.0009557	NP Intra (NDs) 1 of 2
Chromium (mg/L)	GWC-14Z	0.016	n/a	2/24/2026	0.00024J	No	44	40.91	n/a	n/a	0.0009963	NP Intra (normality) 1 of 2
Chromium (mg/L)	GWC-15R	0.014	n/a	2/24/2026	0.00055J	No	45	62.22	n/a	n/a	0.0009557	NP Intra (NDs) 1 of 2
Chromium (mg/L)	GWC-15Z	0.027	n/a	2/24/2026	0.00063J	No	40	55	n/a	n/a	0.001159	NP Intra (NDs) 1 of 2
Chromium (mg/L)	GWC-44	0.005	n/a	2/16/2026	0.00034J	No	25	92	n/a	n/a	0.002832	NP Intra (NDs) 1 of 2
Chromium (mg/L)	GWC-45	0.0056	n/a	2/17/2026	0.00029J	No	42	90.48	n/a	n/a	0.001077	NP Intra (NDs) 1 of 2
Chromium (mg/L)	GWC-45R	0.025	n/a	2/17/2026	0.00054J	No	46	80.43	n/a	n/a	0.0009151	NP Intra (NDs) 1 of 2
Chromium (mg/L)	GWC-46R	0.008693	n/a	2/16/2026	0.0043J	No	27	7.407	None	No	0.0001266	Param Intra 1 of 2
Chromium (mg/L)	GWC-47	0.003113	n/a	2/17/2026	0.0022J	No	25	12	None	No	0.0001266	Param Intra 1 of 2
Chromium (mg/L)	GWC-47R	0.007149	n/a	2/17/2026	0.002J	No	24	4.167	None	x^(1/3)	0.0001266	Param Intra 1 of 2
Chromium (mg/L)	GWC-48	0.005	n/a	2/17/2026	0.0013J	No	25	24	n/a	n/a	0.002832	NP Intra (normality) 1 of 2
Chromium (mg/L)	GWC-49R	0.005	n/a	2/17/2026	0.0006J	No	25	68	n/a	n/a	0.002832	NP Intra (NDs) 1 of 2
Chromium (mg/L)	GWC-49Z	0.00778	n/a	2/17/2026	0.00032J	No	25	76	n/a	n/a	0.002832	NP Intra (NDs) 1 of 2
Cobalt (mg/L)	GWA-1	0.005	n/a	2/18/2026	0.005ND	No	46	82.61	n/a	n/a	0.0009151	NP Intra (NDs) 1 of 2
Cobalt (mg/L)	GWA-2	0.013	n/a	2/18/2026	0.005ND	No	46	93.48	n/a	n/a	0.0009151	NP Intra (NDs) 1 of 2
Cobalt (mg/L)	GWA-2R	0.005	n/a	2/18/2026	0.005ND	No	45	88.89	n/a	n/a	0.0009557	NP Intra (NDs) 1 of 2
Cobalt (mg/L)	GWA-3A	0.0057	n/a	2/17/2026	0.005ND	No	45	51.11	n/a	n/a	0.0009557	NP Intra (NDs) 1 of 2
Cobalt (mg/L)	GWA-4RZ	0.0216	n/a	2/18/2026	0.018	No	39	23.08	Kaplan-Meier	No	0.0001266	Param Intra 1 of 2
Cobalt (mg/L)	GWA-39Z	0.0114	n/a	2/18/2026	0.005ND	No	25	52	n/a	n/a	0.002832	NP Intra (NDs) 1 of 2
Cobalt (mg/L)	GWA-41R	0.005	n/a	2/16/2026	0.00047J	No	25	76	n/a	n/a	0.002832	NP Intra (NDs) 1 of 2
Cobalt (mg/L)	GWA-42	0.005	n/a	2/16/2026	0.005ND	No	25	88	n/a	n/a	0.002832	NP Intra (NDs) 1 of 2
Cobalt (mg/L)	GWA-43	0.005	n/a	2/16/2026	0.00015J	No	25	96	n/a	n/a	0.002832	NP Intra (NDs) 1 of 2
Cobalt (mg/L)	GWA-50R	0.005	n/a	2/17/2026	0.005ND	No	40	85	n/a	n/a	0.001159	NP Intra (NDs) 1 of 2
Cobalt (mg/L)	GWC-5	0.0073	n/a	2/19/2026	0.00015J	No	46	65.22	n/a	n/a	0.0009151	NP Intra (NDs) 1 of 2
Cobalt (mg/L)	GWC-6	0.005	n/a	2/20/2026	0.005ND	No	46	91.3	n/a	n/a	0.0009151	NP Intra (NDs) 1 of 2
Cobalt (mg/L)	GWC-7Z	0.0055	n/a	2/19/2026	0.00012J	No	46	47.83	n/a	n/a	0.0009151	NP Intra (normality) 1 of 2
Cobalt (mg/L)	GWC-8RR	0.016	n/a	2/19/2026	0.005ND	No	46	84.78	n/a	n/a	0.0009151	NP Intra (NDs) 1 of 2
Cobalt (mg/L)	GWC-8Z	0.018	n/a	2/19/2026	0.005ND	No	49	89.8	n/a	n/a	0.0007934	NP Intra (NDs) 1 of 2
Cobalt (mg/L)	GWC-9	0.0067	n/a	2/18/2026	0.00015J	No	45	68.89	n/a	n/a	0.0009557	NP Intra (NDs) 1 of 2
Cobalt (mg/L)	GWC-10	0.013	n/a	2/19/2026	0.00083J	No	46	52.17	n/a	n/a	0.0009151	NP Intra (NDs) 1 of 2
Cobalt (mg/L)	GWC-11	0.016	n/a	2/19/2026	0.005ND	No	46	84.78	n/a	n/a	0.0009151	NP Intra (NDs) 1 of 2
Cobalt (mg/L)	GWC-11R	0.005	n/a	2/20/2026	0.005ND	No	45	95.56	n/a	n/a	0.0009557	NP Intra (NDs) 1 of 2
Cobalt (mg/L)	GWC-12	0.01	n/a	2/18/2026	0.0034J	No	45	6.667	n/a	n/a	0.0009557	NP Intra (normality) 1 of 2
Cobalt (mg/L)	GWC-13	0.011	n/a	2/19/2026	0.00022J	No	46	89.13	n/a	n/a	0.0009151	NP Intra (NDs) 1 of 2
Cobalt (mg/L)	GWC-13RZ	0.0079	n/a	2/20/2026	0.005ND	No	46	97.83	n/a	n/a	0.0009151	NP Intra (NDs) 1 of 2
Cobalt (mg/L)	GWC-14Z	0.011	n/a	2/24/2026	0.005ND	No	46	84.78	n/a	n/a	0.0009151	NP Intra (NDs) 1 of 2
Cobalt (mg/L)	GWC-15R	0.005	n/a	2/24/2026	0.005ND	No	46	95.65	n/a	n/a	0.0009151	NP Intra (NDs) 1 of 2
Cobalt (mg/L)	GWC-15Z	0.005	n/a	2/24/2026	0.005ND	No	45	95.56	n/a	n/a	0.0009557	NP Intra (NDs) 1 of 2
Cobalt (mg/L)	GWC-44	0.002718	n/a	2/16/2026	0.0012J	No	25	8	None	No	0.0001266	Param Intra 1 of 2
Cobalt (mg/L)	GWC-45	0.014	n/a	2/17/2026	0.0017J	No	41	14.63	n/a	n/a	0.001118	NP Intra (normality) 1 of 2
Cobalt (mg/L)	GWC-45R	0.012	n/a	2/17/2026	0.005ND	No	46	95.65	n/a	n/a	0.0009151	NP Intra (NDs) 1 of 2
Cobalt (mg/L)	GWC-46R	0.005	n/a	2/16/2026	0.005ND	No	26	96.15	n/a	n/a	0.002667	NP Intra (NDs) 1 of 2
Cobalt (mg/L)	GWC-48	0.00501	n/a	2/17/2026	0.0035J	No	25	4	None	sqrt(x)	0.0001266	Param Intra 1 of 2
Cobalt (mg/L)	GWC-49Z	0.006335	n/a	2/17/2026	0.0025ND	No	25	12	None	No	0.0001266	Param Intra 1 of 2
Copper (mg/L)	GWA-1	0.0094	n/a	2/18/2026	0.005ND	No	41	65.85	n/a	n/a	0.001118	NP Intra (NDs) 1 of 2
Copper (mg/L)	GWA-2	0.013	n/a	2/18/2026	0.005ND	No	41	75.61	n/a	n/a	0.001118	NP Intra (NDs) 1 of 2
Copper (mg/L)	GWA-2R	0.013	n/a	2/18/2026	0.005ND	No	41	63.41	n/a	n/a	0.001118	NP Intra (NDs) 1 of 2
Copper (mg/L)	GWA-3A	0.005	n/a	2/17/2026	0.005ND	No	10	100	n/a	n/a	0.01476	NP Intra (NDs) 1 of 2
Copper (mg/L)	GWA-4RZ	0.02	n/a	2/18/2026	0.005ND	No	32	59.38	n/a	n/a	0.001803	NP Intra (NDs) 1 of 2
Copper (mg/L)	GWA-39RZ	0.011	n/a	2/18/2026	0.005ND	No	19	84.21	n/a	n/a	0.004832	NP Intra (NDs) 1 of 2
Copper (mg/L)	GWA-39Z	0.005	n/a	2/18/2026	0.005ND	No	24	83.33	n/a	n/a	0.003124	NP Intra (NDs) 1 of 2
Copper (mg/L)	GWA-40	0.005	n/a	2/16/2026	0.005ND	No	24	95.83	n/a	n/a	0.003124	NP Intra (NDs) 1 of 2
Copper (mg/L)	GWA-41	0.005	n/a	2/16/2026	0.005ND	No	24	83.33	n/a	n/a	0.003124	NP Intra (NDs) 1 of 2
Copper (mg/L)	GWA-41R	0.005	n/a	2/16/2026	0.005ND	No	24	50	n/a	n/a	0.003124	NP Intra (normality) 1 of 2
Copper (mg/L)	GWA-42	0.005	n/a	2/16/2026	0.00074J	No	24	91.67	n/a	n/a	0.003124	NP Intra (NDs) 1 of 2
Copper (mg/L)	GWA-43	0.005	n/a	2/16/2026	0.005ND	No	24	75	n/a	n/a	0.003124	NP Intra (NDs) 1 of 2
Copper (mg/L)	GWA-43R	0.005	n/a	2/16/2026	0.005ND	No	24	79.17	n/a	n/a	0.003124	NP Intra (NDs) 1 of 2
Copper (mg/L)	GWA-50	0.018	n/a	2/17/2026	0.0017J	No	35	11.43	n/a	n/a	0.001497	NP Intra (normality) 1 of 2
Copper (mg/L)	GWA-50R	0.014	n/a	2/17/2026	0.0033J	No	24	0	n/a	n/a	0.003124	NP Intra (normality) 1 of 2
Copper (mg/L)	GWC-5	0.03403	n/a	2/19/2026	0.018	No	22	0	None	No	0.0001266	Param Intra 1 of 2
Copper (mg/L)	GWC-6	0.0069	n/a	2/20/2026	0.005ND	No	41	70.73	n/a	n/a	0.001118	NP Intra (NDs) 1 of 2
Copper (mg/L)	GWC-6RZ	0.005	n/a	2/20/2026	0.005ND	No	24	95.83	n/a	n/a	0.003124	NP Intra (NDs) 1 of 2
Copper (mg/L)	GWC-7Z	0.033	n/a	2/19/2026	0.005ND	No	40	52.5	n/a	n/a	0.001159	NP Intra (NDs) 1 of 2
Copper (mg/L)	GWC-8RR	0.023	n/a	2/19/2026	0.005ND	No	41	75.61	n/a	n/a	0.001118	NP Intra (NDs) 1 of 2
Copper (mg/L)	GWC-8Z	0.007	n/a	2/19/2026	0.005ND	No	44	84.09	n/a	n/a	0.0009963	NP Intra (NDs) 1 of 2

Appendix I Intrawell Prediction Limits - All Results (No Significant)

Plant Bowen Client: Southern Company Data: Bowen 1, 2, 9, & 10 Printed 6/8/2026, 4:38 PM

Constituent	Well	Upper Lim.	Lower Lim.	Date	Observ.	Sig.	Bg N	%NDs	ND Adj.	Transform	Alpha	Method
Copper (mg/L)	GWC-9	0.01	n/a	2/18/2026	0.005ND	No	41	73.17	n/a	n/a	0.001118	NP Intra (NDs) 1 of 2
Copper (mg/L)	GWC-10	0.006	n/a	2/19/2026	0.005ND	No	41	80.49	n/a	n/a	0.001118	NP Intra (NDs) 1 of 2
Copper (mg/L)	GWC-10R	0.007	n/a	2/19/2026	0.005ND	No	41	85.37	n/a	n/a	0.001118	NP Intra (NDs) 1 of 2
Copper (mg/L)	GWC-11	0.013	n/a	2/19/2026	0.005ND	No	41	87.8	n/a	n/a	0.001118	NP Intra (NDs) 1 of 2
Copper (mg/L)	GWC-11R	0.019	n/a	2/20/2026	0.005ND	No	41	75.61	n/a	n/a	0.001118	NP Intra (NDs) 1 of 2
Copper (mg/L)	GWC-12	0.0067	n/a	2/18/2026	0.005ND	No	41	75.61	n/a	n/a	0.001118	NP Intra (NDs) 1 of 2
Copper (mg/L)	GWC-13	0.005	n/a	2/19/2026	0.005ND	No	41	82.93	n/a	n/a	0.001118	NP Intra (NDs) 1 of 2
Copper (mg/L)	GWC-13RZ	0.013	n/a	2/20/2026	0.005ND	No	40	77.5	n/a	n/a	0.001159	NP Intra (NDs) 1 of 2
Copper (mg/L)	GWC-14Z	0.0056	n/a	2/24/2026	0.005ND	No	41	78.05	n/a	n/a	0.001118	NP Intra (NDs) 1 of 2
Copper (mg/L)	GWC-15R	0.02	n/a	2/24/2026	0.005ND	No	41	78.05	n/a	n/a	0.001118	NP Intra (NDs) 1 of 2
Copper (mg/L)	GWC-15Z	0.021	n/a	2/24/2026	0.005ND	No	40	77.5	n/a	n/a	0.001159	NP Intra (NDs) 1 of 2
Copper (mg/L)	GWC-44	0.0054	n/a	2/16/2026	0.005ND	No	24	62.5	n/a	n/a	0.003124	NP Intra (NDs) 1 of 2
Copper (mg/L)	GWC-45	0.018	n/a	2/17/2026	0.00074J	No	43	69.77	n/a	n/a	0.001037	NP Intra (NDs) 1 of 2
Copper (mg/L)	GWC-45R	0.016	n/a	2/17/2026	0.005ND	No	45	82.22	n/a	n/a	0.0009557	NP Intra (NDs) 1 of 2
Copper (mg/L)	GWC-46R	0.005	n/a	2/16/2026	0.005ND	No	25	96	n/a	n/a	0.002832	NP Intra (NDs) 1 of 2
Copper (mg/L)	GWC-47	0.005	n/a	2/17/2026	0.005ND	No	24	87.5	n/a	n/a	0.003124	NP Intra (NDs) 1 of 2
Copper (mg/L)	GWC-47R	0.005	n/a	2/17/2026	0.005ND	No	24	79.17	n/a	n/a	0.003124	NP Intra (NDs) 1 of 2
Copper (mg/L)	GWC-48	0.005	n/a	2/17/2026	0.005ND	No	24	75	n/a	n/a	0.003124	NP Intra (NDs) 1 of 2
Copper (mg/L)	GWC-49Z	0.005	n/a	2/17/2026	0.005ND	No	24	75	n/a	n/a	0.003124	NP Intra (NDs) 1 of 2
Lead (mg/L)	GWA-1	0.0028	n/a	2/18/2026	0.001ND	No	46	78.26	n/a	n/a	0.0009151	NP Intra (NDs) 1 of 2
Lead (mg/L)	GWA-2	0.001	n/a	2/18/2026	0.001ND	No	46	93.48	n/a	n/a	0.0009151	NP Intra (NDs) 1 of 2
Lead (mg/L)	GWA-2R	0.001	n/a	2/18/2026	0.001ND	No	46	93.48	n/a	n/a	0.0009151	NP Intra (NDs) 1 of 2
Lead (mg/L)	GWA-3A	0.001	n/a	2/17/2026	0.001ND	No	45	97.78	n/a	n/a	0.0009557	NP Intra (NDs) 1 of 2
Lead (mg/L)	GWA-4RZ	0.0044	n/a	2/18/2026	0.001ND	No	39	92.31	n/a	n/a	0.001226	NP Intra (NDs) 1 of 2
Lead (mg/L)	GWA-39RZ	0.001	n/a	2/18/2026	0.001ND	No	23	73.91	n/a	n/a	0.003415	NP Intra (NDs) 1 of 2
Lead (mg/L)	GWA-39Z	0.001	n/a	2/18/2026	0.001ND	No	25	80	n/a	n/a	0.002832	NP Intra (NDs) 1 of 2
Lead (mg/L)	GWA-40	0.001	n/a	2/16/2026	0.001ND	No	25	80	n/a	n/a	0.002832	NP Intra (NDs) 1 of 2
Lead (mg/L)	GWA-41	0.001	n/a	2/16/2026	0.001ND	No	25	96	n/a	n/a	0.002832	NP Intra (NDs) 1 of 2
Lead (mg/L)	GWA-41R	0.001	n/a	2/16/2026	0.001ND	No	25	76	n/a	n/a	0.002832	NP Intra (NDs) 1 of 2
Lead (mg/L)	GWA-42	0.001	n/a	2/16/2026	0.001ND	No	25	88	n/a	n/a	0.002832	NP Intra (NDs) 1 of 2
Lead (mg/L)	GWA-43	0.001	n/a	2/16/2026	0.001ND	No	25	72	n/a	n/a	0.002832	NP Intra (NDs) 1 of 2
Lead (mg/L)	GWA-43R	0.0038	n/a	2/16/2026	0.001ND	No	25	72	n/a	n/a	0.002832	NP Intra (NDs) 1 of 2
Lead (mg/L)	GWA-50	0.001	n/a	2/17/2026	0.001ND	No	40	92.5	n/a	n/a	0.001159	NP Intra (NDs) 1 of 2
Lead (mg/L)	GWC-5	0.001	n/a	2/19/2026	0.001ND	No	46	97.83	n/a	n/a	0.0009151	NP Intra (NDs) 1 of 2
Lead (mg/L)	GWC-6	0.001	n/a	2/20/2026	0.001ND	No	46	86.96	n/a	n/a	0.0009151	NP Intra (NDs) 1 of 2
Lead (mg/L)	GWC-6RZ	0.001	n/a	2/20/2026	0.001ND	No	29	89.66	n/a	n/a	0.002172	NP Intra (NDs) 1 of 2
Lead (mg/L)	GWC-7Z	0.001	n/a	2/19/2026	0.001ND	No	46	80.43	n/a	n/a	0.0009151	NP Intra (NDs) 1 of 2
Lead (mg/L)	GWC-8RR	0.001	n/a	2/19/2026	0.001ND	No	45	93.33	n/a	n/a	0.0009557	NP Intra (NDs) 1 of 2
Lead (mg/L)	GWC-8Z	0.001	n/a	2/19/2026	0.001ND	No	49	73.47	n/a	n/a	0.0007934	NP Intra (NDs) 1 of 2
Lead (mg/L)	GWC-9	0.0012	n/a	2/18/2026	0.001ND	No	46	76.09	n/a	n/a	0.0009151	NP Intra (NDs) 1 of 2
Lead (mg/L)	GWC-10	0.001	n/a	2/19/2026	0.001ND	No	46	97.83	n/a	n/a	0.0009151	NP Intra (NDs) 1 of 2
Lead (mg/L)	GWC-10R	0.001	n/a	2/19/2026	0.001ND	No	46	97.83	n/a	n/a	0.0009151	NP Intra (NDs) 1 of 2
Lead (mg/L)	GWC-11	0.001	n/a	2/19/2026	0.001ND	No	46	93.48	n/a	n/a	0.0009151	NP Intra (NDs) 1 of 2
Lead (mg/L)	GWC-11R	0.001	n/a	2/20/2026	0.001ND	No	46	93.48	n/a	n/a	0.0009151	NP Intra (NDs) 1 of 2
Lead (mg/L)	GWC-12	0.001	n/a	2/18/2026	0.001ND	No	46	97.83	n/a	n/a	0.0009151	NP Intra (NDs) 1 of 2
Lead (mg/L)	GWC-13	0.001	n/a	2/19/2026	0.001ND	No	46	78.26	n/a	n/a	0.0009151	NP Intra (NDs) 1 of 2
Lead (mg/L)	GWC-13RZ	0.001	n/a	2/20/2026	0.001ND	No	45	91.11	n/a	n/a	0.0009557	NP Intra (NDs) 1 of 2
Lead (mg/L)	GWC-14Z	0.001	n/a	2/24/2026	0.001ND	No	46	95.65	n/a	n/a	0.0009151	NP Intra (NDs) 1 of 2
Lead (mg/L)	GWC-15R	0.0011	n/a	2/24/2026	0.001ND	No	46	65.22	n/a	n/a	0.0009151	NP Intra (NDs) 1 of 2
Lead (mg/L)	GWC-15Z	0.001	n/a	2/24/2026	0.001ND	No	46	91.3	n/a	n/a	0.0009151	NP Intra (NDs) 1 of 2
Lead (mg/L)	GWC-44	0.001028	n/a	2/16/2026	0.001ND	No	25	28	Kaplan-Meier	sqrt(x)	0.0001266	Param Intra 1 of 2
Lead (mg/L)	GWC-45	0.001	n/a	2/17/2026	0.001ND	No	44	72.73	n/a	n/a	0.0009963	NP Intra (NDs) 1 of 2
Lead (mg/L)	GWC-45R	0.001	n/a	2/17/2026	0.001ND	No	46	89.13	n/a	n/a	0.0009151	NP Intra (NDs) 1 of 2
Lead (mg/L)	GWC-47	0.001	n/a	2/17/2026	0.001ND	No	25	80	n/a	n/a	0.002832	NP Intra (NDs) 1 of 2
Lead (mg/L)	GWC-47R	0.001	n/a	2/17/2026	0.001ND	No	25	84	n/a	n/a	0.002832	NP Intra (NDs) 1 of 2
Lead (mg/L)	GWC-48	0.001	n/a	2/17/2026	0.001ND	No	25	88	n/a	n/a	0.002832	NP Intra (NDs) 1 of 2
Lead (mg/L)	GWC-49Z	0.001	n/a	2/17/2026	0.001ND	No	25	72	n/a	n/a	0.002832	NP Intra (NDs) 1 of 2
Nickel (mg/L)	GWA-1	0.024	n/a	2/18/2026	0.005ND	No	40	75	n/a	n/a	0.001159	NP Intra (NDs) 1 of 2
Nickel (mg/L)	GWA-2	0.02	n/a	2/18/2026	0.005ND	No	39	76.92	n/a	n/a	0.001226	NP Intra (NDs) 1 of 2
Nickel (mg/L)	GWA-2R	0.0093	n/a	2/18/2026	0.005ND	No	40	82.5	n/a	n/a	0.001159	NP Intra (NDs) 1 of 2
Nickel (mg/L)	GWA-3A	0.005	n/a	2/17/2026	0.005ND	No	10	100	n/a	n/a	0.01476	NP Intra (NDs) 1 of 2
Nickel (mg/L)	GWA-4RZ	0.011	n/a	2/18/2026	0.005ND	No	32	62.5	n/a	n/a	0.001803	NP Intra (NDs) 1 of 2
Nickel (mg/L)	GWA-39RZ	0.005	n/a	2/18/2026	0.005ND	No	19	84.21	n/a	n/a	0.004832	NP Intra (NDs) 1 of 2
Nickel (mg/L)	GWA-39Z	0.0149	n/a	2/18/2026	0.005ND	No	23	47.83	n/a	n/a	0.003415	NP Intra (normality) 1 of 2
Nickel (mg/L)	GWA-40	0.005	n/a	2/16/2026	0.005ND	No	24	95.83	n/a	n/a	0.003124	NP Intra (NDs) 1 of 2

Appendix I Intrawell Prediction Limits - All Results (No Significant)

Plant Bowen Client: Southern Company Data: Bowen 1, 2, 9, & 10 Printed 6/8/2026, 4:38 PM

Constituent	Well	Upper Lim.	Lower Lim.	Date	Observ.	Sig.	Bg N	%NDs	ND Adj.	Transform	Alpha	Method
Nickel (mg/L)	GWA-41	0.0089	n/a	2/16/2026	0.005ND	No	24	62.5	n/a	n/a	0.003124	NP Intra (NDs) 1 of 2
Nickel (mg/L)	GWA-41R	0.005	n/a	2/16/2026	0.005ND	No	24	58.33	n/a	n/a	0.003124	NP Intra (NDs) 1 of 2
Nickel (mg/L)	GWA-42	0.005	n/a	2/16/2026	0.0015J	No	24	16.67	n/a	n/a	0.003124	NP Intra (normality) 1 of 2
Nickel (mg/L)	GWA-43	0.005	n/a	2/16/2026	0.005ND	No	24	50	n/a	n/a	0.003124	NP Intra (normality) 1 of 2
Nickel (mg/L)	GWA-43R	0.005	n/a	2/16/2026	0.005ND	No	24	91.67	n/a	n/a	0.003124	NP Intra (NDs) 1 of 2
Nickel (mg/L)	GWA-50	0.005	n/a	2/17/2026	0.005ND	No	35	45.71	n/a	n/a	0.001497	NP Intra (normality) 1 of 2
Nickel (mg/L)	GWA-50R	0.005406	n/a	2/17/2026	0.005ND	No	24	16.67	Kaplan-Meier	ln(x)	0.0001266	Param Intra 1 of 2
Nickel (mg/L)	GWC-5	0.051	n/a	2/19/2026	0.0088	No	41	0	n/a	n/a	0.001118	NP Intra (normality) 1 of 2
Nickel (mg/L)	GWC-6	0.022	n/a	2/20/2026	0.005ND	No	40	65	n/a	n/a	0.001159	NP Intra (NDs) 1 of 2
Nickel (mg/L)	GWC-7Z	0.048	n/a	2/19/2026	0.005ND	No	39	51.28	n/a	n/a	0.001226	NP Intra (NDs) 1 of 2
Nickel (mg/L)	GWC-8RR	0.039	n/a	2/19/2026	0.005ND	No	41	73.17	n/a	n/a	0.001118	NP Intra (NDs) 1 of 2
Nickel (mg/L)	GWC-8Z	0.043	n/a	2/19/2026	0.005ND	No	44	77.27	n/a	n/a	0.0009963	NP Intra (NDs) 1 of 2
Nickel (mg/L)	GWC-9	0.014	n/a	2/18/2026	0.005ND	No	39	35.9	n/a	n/a	0.001226	NP Intra (normality) 1 of 2
Nickel (mg/L)	GWC-10	0.032	n/a	2/19/2026	0.005ND	No	41	48.78	n/a	n/a	0.001118	NP Intra (normality) 1 of 2
Nickel (mg/L)	GWC-10R	0.006	n/a	2/19/2026	0.005ND	No	40	82.5	n/a	n/a	0.001159	NP Intra (NDs) 1 of 2
Nickel (mg/L)	GWC-11	0.0087	n/a	2/19/2026	0.005ND	No	41	87.8	n/a	n/a	0.001118	NP Intra (NDs) 1 of 2
Nickel (mg/L)	GWC-11R	0.005	n/a	2/20/2026	0.005ND	No	41	95.12	n/a	n/a	0.001118	NP Intra (NDs) 1 of 2
Nickel (mg/L)	GWC-12	0.029	n/a	2/18/2026	0.0028J	No	41	31.71	n/a	n/a	0.001118	NP Intra (normality) 1 of 2
Nickel (mg/L)	GWC-13	0.015	n/a	2/19/2026	0.005ND	No	41	78.05	n/a	n/a	0.001118	NP Intra (NDs) 1 of 2
Nickel (mg/L)	GWC-13RZ	0.005	n/a	2/20/2026	0.005ND	No	39	82.05	n/a	n/a	0.001226	NP Intra (NDs) 1 of 2
Nickel (mg/L)	GWC-14Z	0.011	n/a	2/24/2026	0.005ND	No	41	70.73	n/a	n/a	0.001118	NP Intra (NDs) 1 of 2
Nickel (mg/L)	GWC-15R	0.0096	n/a	2/24/2026	0.005ND	No	40	60	n/a	n/a	0.001159	NP Intra (NDs) 1 of 2
Nickel (mg/L)	GWC-15Z	0.019	n/a	2/24/2026	0.005ND	No	40	85	n/a	n/a	0.001159	NP Intra (NDs) 1 of 2
Nickel (mg/L)	GWC-44	0.005	n/a	2/16/2026	0.005ND	No	24	62.5	n/a	n/a	0.003124	NP Intra (NDs) 1 of 2
Nickel (mg/L)	GWC-45	0.0099	n/a	2/17/2026	0.0013J	No	41	29.27	n/a	n/a	0.001118	NP Intra (normality) 1 of 2
Nickel (mg/L)	GWC-45R	0.0087	n/a	2/17/2026	0.005ND	No	44	88.64	n/a	n/a	0.0009963	NP Intra (NDs) 1 of 2
Nickel (mg/L)	GWC-46R	0.005	n/a	2/16/2026	0.005ND	No	25	96	n/a	n/a	0.002832	NP Intra (NDs) 1 of 2
Nickel (mg/L)	GWC-47	0.005	n/a	2/17/2026	0.005ND	No	24	95.83	n/a	n/a	0.003124	NP Intra (NDs) 1 of 2
Nickel (mg/L)	GWC-47R	0.005	n/a	2/17/2026	0.005ND	No	24	75	n/a	n/a	0.003124	NP Intra (NDs) 1 of 2
Nickel (mg/L)	GWC-48	0.007421	n/a	2/17/2026	0.0072	No	20	5	None	No	0.0001266	Param Intra 1 of 2
Nickel (mg/L)	GWC-49R	0.005	n/a	2/17/2026	0.005ND	No	24	95.83	n/a	n/a	0.003124	NP Intra (NDs) 1 of 2
Nickel (mg/L)	GWC-49Z	0.005949	n/a	2/17/2026	0.0016J	No	24	8.333	None	No	0.0001266	Param Intra 1 of 2
Selenium (mg/L)	GWA-2	0.005	n/a	2/18/2026	0.00066J	No	46	86.96	n/a	n/a	0.0009151	NP Intra (NDs) 1 of 2
Selenium (mg/L)	GWA-2R	0.005	n/a	2/18/2026	0.005ND	No	46	97.83	n/a	n/a	0.0009151	NP Intra (NDs) 1 of 2
Selenium (mg/L)	GWA-4RZ	0.005	n/a	2/18/2026	0.00056J	No	39	100	n/a	n/a	0.001226	NP Intra (NDs) 1 of 2
Selenium (mg/L)	GWA-43	0.005	n/a	2/16/2026	0.005ND	No	25	96	n/a	n/a	0.002832	NP Intra (NDs) 1 of 2
Selenium (mg/L)	GWC-5	0.0072	n/a	2/19/2026	0.005ND	No	45	91.11	n/a	n/a	0.0009557	NP Intra (NDs) 1 of 2
Selenium (mg/L)	GWC-6RZ	0.005	n/a	2/20/2026	0.005ND	No	29	96.55	n/a	n/a	0.002172	NP Intra (NDs) 1 of 2
Selenium (mg/L)	GWC-8Z	0.0089	n/a	2/19/2026	0.005ND	No	49	97.96	n/a	n/a	0.0007934	NP Intra (NDs) 1 of 2
Selenium (mg/L)	GWC-9	0.005	n/a	2/18/2026	0.0006J	No	46	95.65	n/a	n/a	0.0009151	NP Intra (NDs) 1 of 2
Selenium (mg/L)	GWC-13	0.0074	n/a	2/19/2026	0.0013J	No	46	65.22	n/a	n/a	0.0009151	NP Intra (NDs) 1 of 2
Selenium (mg/L)	GWC-13RZ	0.005	n/a	2/20/2026	0.00053J	No	46	89.13	n/a	n/a	0.0009151	NP Intra (NDs) 1 of 2
Selenium (mg/L)	GWC-14Z	0.005	n/a	2/24/2026	0.005ND	No	46	95.65	n/a	n/a	0.0009151	NP Intra (NDs) 1 of 2
Selenium (mg/L)	GWC-15R	0.005	n/a	2/24/2026	0.005ND	No	46	97.83	n/a	n/a	0.0009151	NP Intra (NDs) 1 of 2
Selenium (mg/L)	GWC-44	0.0068	n/a	2/16/2026	0.005ND	No	25	52	n/a	n/a	0.002832	NP Intra (NDs) 1 of 2
Selenium (mg/L)	GWC-46R	0.005	n/a	2/16/2026	0.005ND	No	26	96.15	n/a	n/a	0.002667	NP Intra (NDs) 1 of 2
Selenium (mg/L)	GWC-47	0.005	n/a	2/17/2026	0.00051J	No	25	100	n/a	n/a	0.002832	NP Intra (NDs) 1 of 2
Selenium (mg/L)	GWC-48	0.0069	n/a	2/17/2026	0.0014J	No	26	73.08	n/a	n/a	0.002667	NP Intra (NDs) 1 of 2
Silver (mg/L)	GWA-50	0.005	n/a	2/17/2026	0.00056J	No	35	62.86	n/a	n/a	0.001497	NP Intra (NDs) 1 of 2
Silver (mg/L)	GWA-50R	0.004118	n/a	2/17/2026	0.0015	No	35	22.86	Kaplan-Meier	No	0.0001266	Param Intra 1 of 2
Silver (mg/L)	GWC-12	0.0046	n/a	2/18/2026	0.001ND	No	41	97.56	n/a	n/a	0.001118	NP Intra (NDs) 1 of 2
Silver (mg/L)	GWC-13RZ	0.0026	n/a	2/20/2026	0.001ND	No	40	97.5	n/a	n/a	0.001159	NP Intra (NDs) 1 of 2
Silver (mg/L)	GWC-45	0.0025	n/a	2/17/2026	0.001ND	No	45	97.78	n/a	n/a	0.0009557	NP Intra (NDs) 1 of 2
Silver (mg/L)	GWC-45R	0.0028	n/a	2/17/2026	0.001ND	No	45	97.78	n/a	n/a	0.0009557	NP Intra (NDs) 1 of 2
Vanadium (mg/L)	GWA-1	0.0099	n/a	2/18/2026	0.0012J	No	41	92.68	n/a	n/a	0.001118	NP Intra (NDs) 1 of 2
Vanadium (mg/L)	GWA-2	0.0051	n/a	2/18/2026	0.005ND	No	40	87.5	n/a	n/a	0.001159	NP Intra (NDs) 1 of 2
Vanadium (mg/L)	GWA-2R	0.0078	n/a	2/18/2026	0.005ND	No	41	85.37	n/a	n/a	0.001118	NP Intra (NDs) 1 of 2
Vanadium (mg/L)	GWA-3A	0.005	n/a	2/17/2026	0.005ND	No	40	95	n/a	n/a	0.001159	NP Intra (NDs) 1 of 2
Vanadium (mg/L)	GWA-4RZ	0.01	n/a	2/18/2026	0.005ND	No	32	78.13	n/a	n/a	0.001803	NP Intra (NDs) 1 of 2
Vanadium (mg/L)	GWA-39RZ	0.005	n/a	2/18/2026	0.005ND	No	19	89.47	n/a	n/a	0.004832	NP Intra (NDs) 1 of 2
Vanadium (mg/L)	GWA-41R	0.005	n/a	2/16/2026	0.005ND	No	24	95.83	n/a	n/a	0.003124	NP Intra (NDs) 1 of 2
Vanadium (mg/L)	GWA-42	0.005	n/a	2/16/2026	0.005ND	No	24	95.83	n/a	n/a	0.003124	NP Intra (NDs) 1 of 2
Vanadium (mg/L)	GWA-43	0.005	n/a	2/16/2026	0.005ND	No	24	91.67	n/a	n/a	0.003124	NP Intra (NDs) 1 of 2
Vanadium (mg/L)	GWA-43R	0.005	n/a	2/16/2026	0.005ND	No	24	87.5	n/a	n/a	0.003124	NP Intra (NDs) 1 of 2
Vanadium (mg/L)	GWA-50R	0.0065	n/a	2/17/2026	0.005ND	No	35	80	n/a	n/a	0.001497	NP Intra (NDs) 1 of 2

Appendix I Intrawell Prediction Limits - All Results (No Significant)

Plant Bowen Client: Southern Company Data: Bowen 1, 2, 9, & 10 Printed 6/8/2026, 4:38 PM

Constituent	Well	Upper Lim.	Lower Lim.	Date	Observ.	Sig.	Bg N	%NDs	ND Adj.	Transform	Alpha	Method
Vanadium (mg/L)	GWC-5	0.005	n/a	2/19/2026	0.005ND	No	41	90.24	n/a	n/a	0.001118	NP Intra (NDs) 1 of 2
Vanadium (mg/L)	GWC-6	0.007	n/a	2/20/2026	0.0012J	No	41	78.05	n/a	n/a	0.001118	NP Intra (NDs) 1 of 2
Vanadium (mg/L)	GWC-7Z	0.0061	n/a	2/19/2026	0.005ND	No	40	75	n/a	n/a	0.001159	NP Intra (NDs) 1 of 2
Vanadium (mg/L)	GWC-8RR	0.011	n/a	2/19/2026	0.0018J	No	37	75.68	n/a	n/a	0.001361	NP Intra (NDs) 1 of 2
Vanadium (mg/L)	GWC-8Z	0.012	n/a	2/19/2026	0.005ND	No	44	56.82	n/a	n/a	0.0009963	NP Intra (NDs) 1 of 2
Vanadium (mg/L)	GWC-9	0.0065	n/a	2/18/2026	0.005ND	No	41	85.37	n/a	n/a	0.001118	NP Intra (NDs) 1 of 2
Vanadium (mg/L)	GWC-10	0.0082	n/a	2/19/2026	0.005ND	No	41	90.24	n/a	n/a	0.001118	NP Intra (NDs) 1 of 2
Vanadium (mg/L)	GWC-11	0.005	n/a	2/19/2026	0.005ND	No	41	92.68	n/a	n/a	0.001118	NP Intra (NDs) 1 of 2
Vanadium (mg/L)	GWC-11R	0.0079	n/a	2/20/2026	0.005ND	No	40	65	n/a	n/a	0.001159	NP Intra (NDs) 1 of 2
Vanadium (mg/L)	GWC-12	0.0082	n/a	2/18/2026	0.005ND	No	41	80.49	n/a	n/a	0.001118	NP Intra (NDs) 1 of 2
Vanadium (mg/L)	GWC-13	0.0064	n/a	2/19/2026	0.0017J	No	40	57.5	n/a	n/a	0.001159	NP Intra (NDs) 1 of 2
Vanadium (mg/L)	GWC-13RZ	0.011	n/a	2/20/2026	0.005ND	No	38	73.68	n/a	n/a	0.001294	NP Intra (NDs) 1 of 2
Vanadium (mg/L)	GWC-14Z	0.012	n/a	2/24/2026	0.005ND	No	41	78.05	n/a	n/a	0.001118	NP Intra (NDs) 1 of 2
Vanadium (mg/L)	GWC-15R	0.005	n/a	2/24/2026	0.005ND	No	41	97.56	n/a	n/a	0.001118	NP Intra (NDs) 1 of 2
Vanadium (mg/L)	GWC-15Z	0.012	n/a	2/24/2026	0.005ND	No	31	67.74	n/a	n/a	0.001905	NP Intra (NDs) 1 of 2
Vanadium (mg/L)	GWC-44	0.005	n/a	2/16/2026	0.005ND	No	24	91.67	n/a	n/a	0.003124	NP Intra (NDs) 1 of 2
Vanadium (mg/L)	GWC-45	0.0094	n/a	2/17/2026	0.005ND	No	45	84.44	n/a	n/a	0.0009557	NP Intra (NDs) 1 of 2
Vanadium (mg/L)	GWC-45R	0.005	n/a	2/17/2026	0.005ND	No	45	97.78	n/a	n/a	0.0009557	NP Intra (NDs) 1 of 2
Vanadium (mg/L)	GWC-47R	0.005	n/a	2/17/2026	0.005ND	No	24	95.83	n/a	n/a	0.003124	NP Intra (NDs) 1 of 2
Vanadium (mg/L)	GWC-48	0.005	n/a	2/17/2026	0.005ND	No	24	95.83	n/a	n/a	0.003124	NP Intra (NDs) 1 of 2
Zinc (mg/L)	GWA-1	0.014	n/a	2/18/2026	0.01ND	No	38	34.21	n/a	n/a	0.001294	NP Intra (normality) 1 of 2
Zinc (mg/L)	GWA-2	0.027	n/a	2/18/2026	0.01ND	No	39	51.28	n/a	n/a	0.001226	NP Intra (NDs) 1 of 2
Zinc (mg/L)	GWA-2R	0.063	n/a	2/18/2026	0.01ND	No	41	48.78	n/a	n/a	0.001118	NP Intra (normality) 1 of 2
Zinc (mg/L)	GWA-3A	0.01	n/a	2/17/2026	0.0017J	No	10	100	n/a	n/a	0.01476	NP Intra (NDs) 1 of 2
Zinc (mg/L)	GWA-4RZ	0.01824	n/a	2/18/2026	0.0024J	No	32	40.63	Kaplan-Meier	sqrt(x)	0.0001266	Param Intra 1 of 2
Zinc (mg/L)	GWA-39RZ	0.01	n/a	2/18/2026	0.01ND	No	19	57.89	n/a	n/a	0.004832	NP Intra (NDs) 1 of 2
Zinc (mg/L)	GWA-39Z	0.01	n/a	2/18/2026	0.01ND	No	24	45.83	n/a	n/a	0.003124	NP Intra (normality) 1 of 2
Zinc (mg/L)	GWA-40	0.01	n/a	2/16/2026	0.01ND	No	24	70.83	n/a	n/a	0.003124	NP Intra (NDs) 1 of 2
Zinc (mg/L)	GWA-41	0.01	n/a	2/16/2026	0.01ND	No	24	70.83	n/a	n/a	0.003124	NP Intra (NDs) 1 of 2
Zinc (mg/L)	GWA-41R	0.01	n/a	2/16/2026	0.01ND	No	24	58.33	n/a	n/a	0.003124	NP Intra (NDs) 1 of 2
Zinc (mg/L)	GWA-42	0.01567	n/a	2/16/2026	0.01	No	24	12.5	None	x^(1/3)	0.0001266	Param Intra 1 of 2
Zinc (mg/L)	GWA-43	0.01	n/a	2/16/2026	0.0019J	No	24	54.17	n/a	n/a	0.003124	NP Intra (NDs) 1 of 2
Zinc (mg/L)	GWA-43R	0.01	n/a	2/16/2026	0.01ND	No	24	54.17	n/a	n/a	0.003124	NP Intra (NDs) 1 of 2
Zinc (mg/L)	GWA-50	0.01	n/a	2/17/2026	0.0015J	No	34	41.18	n/a	n/a	0.001599	NP Intra (normality) 1 of 2
Zinc (mg/L)	GWA-50R	0.01806	n/a	2/17/2026	0.0019J	No	31	41.94	Kaplan-Meier	No	0.0001266	Param Intra 1 of 2
Zinc (mg/L)	GWC-5	0.06231	n/a	2/19/2026	0.026	No	22	0	None	No	0.0001266	Param Intra 1 of 2
Zinc (mg/L)	GWC-6	0.021	n/a	2/20/2026	0.01ND	No	36	47.22	n/a	n/a	0.001429	NP Intra (normality) 1 of 2
Zinc (mg/L)	GWC-6RZ	0.01	n/a	2/20/2026	0.01ND	No	24	58.33	n/a	n/a	0.003124	NP Intra (NDs) 1 of 2
Zinc (mg/L)	GWC-7Z	0.066	n/a	2/19/2026	0.01ND	No	39	33.33	n/a	n/a	0.001226	NP Intra (normality) 1 of 2
Zinc (mg/L)	GWC-8RR	0.098	n/a	2/19/2026	0.01ND	No	40	42.5	n/a	n/a	0.001159	NP Intra (normality) 1 of 2
Zinc (mg/L)	GWC-8Z	0.074	n/a	2/19/2026	0.0015J	No	44	40.91	n/a	n/a	0.0009963	NP Intra (normality) 1 of 2
Zinc (mg/L)	GWC-9	0.01844	n/a	2/18/2026	0.0015J	No	37	27.03	Kaplan-Meier	sqrt(x)	0.0001266	Param Intra 1 of 2
Zinc (mg/L)	GWC-10	0.057	n/a	2/19/2026	0.0015J	No	41	41.46	n/a	n/a	0.001118	NP Intra (normality) 1 of 2
Zinc (mg/L)	GWC-10R	0.063	n/a	2/19/2026	0.01ND	No	41	46.34	n/a	n/a	0.001118	NP Intra (normality) 1 of 2
Zinc (mg/L)	GWC-11	0.015	n/a	2/19/2026	0.01ND	No	41	65.85	n/a	n/a	0.001118	NP Intra (NDs) 1 of 2
Zinc (mg/L)	GWC-11R	0.017	n/a	2/20/2026	0.01ND	No	41	53.66	n/a	n/a	0.001118	NP Intra (NDs) 1 of 2
Zinc (mg/L)	GWC-12	0.08742	n/a	2/18/2026	0.017	No	41	9.756	None	ln(x)	0.0001266	Param Intra 1 of 2
Zinc (mg/L)	GWC-13	0.02189	n/a	2/19/2026	0.0016J	No	37	35.14	Kaplan-Meier	sqrt(x)	0.0001266	Param Intra 1 of 2
Zinc (mg/L)	GWC-13RZ	0.02	n/a	2/20/2026	0.0018J	No	37	35.14	n/a	n/a	0.001361	NP Intra (normality) 1 of 2
Zinc (mg/L)	GWC-14Z	0.015	n/a	2/24/2026	0.01ND	No	36	41.67	n/a	n/a	0.001429	NP Intra (normality) 1 of 2
Zinc (mg/L)	GWC-15R	0.01568	n/a	2/24/2026	0.0014J	No	39	23.08	Kaplan-Meier	x^(1/3)	0.0001266	Param Intra 1 of 2
Zinc (mg/L)	GWC-15Z	0.025	n/a	2/24/2026	0.01ND	No	37	51.35	n/a	n/a	0.001361	NP Intra (NDs) 1 of 2
Zinc (mg/L)	GWC-44	0.02	n/a	2/16/2026	0.0032J	No	24	29.17	n/a	n/a	0.003124	NP Intra (normality) 1 of 2
Zinc (mg/L)	GWC-45	0.061	n/a	2/17/2026	0.0039J	No	41	36.59	n/a	n/a	0.001118	NP Intra (normality) 1 of 2
Zinc (mg/L)	GWC-45R	0.02412	n/a	2/17/2026	0.002J	No	45	26.67	Kaplan-Meier	ln(x)	0.0001266	Param Intra 1 of 2
Zinc (mg/L)	GWC-46R	0.01	n/a	2/16/2026	0.01ND	No	25	56	n/a	n/a	0.002832	NP Intra (NDs) 1 of 2
Zinc (mg/L)	GWC-47	0.07093	n/a	2/17/2026	0.036	No	25	0	None	No	0.0001266	Param Intra 1 of 2
Zinc (mg/L)	GWC-47R	0.04226	n/a	2/17/2026	0.021	No	24	4.167	None	No	0.0001266	Param Intra 1 of 2
Zinc (mg/L)	GWC-48	0.01638	n/a	2/17/2026	0.011	No	24	12.5	None	No	0.0001266	Param Intra 1 of 2
Zinc (mg/L)	GWC-49R	0.01	n/a	2/17/2026	0.01ND	No	24	75	n/a	n/a	0.003124	NP Intra (NDs) 1 of 2
Zinc (mg/L)	GWC-49Z	0.01	n/a	2/17/2026	0.0021J	No	24	45.83	n/a	n/a	0.003124	NP Intra (normality) 1 of 2

Appendix I Interwell Prediction Limits - Significant Results

Plant Bowen Client: Southern Company Data: Bowen 1, 2, 9, & 10 Printed 6/10/2026, 10:44 AM

Constituent	Well	Upper Lim.	Lower Lim.	Date	Observ.	Sig.	Bg N	%NDs	ND Adj.	Transform	Alpha	Method
Mercury (mg/L)	**GWC-48**	**0.0002**	**n/a**	**2/17/2026**	**0.0006**	**Yes**	**515**	**93.59**	**n/a**	**n/a**	**0.00004896**	**NP Inter (NDs) 1 of 2**

Appendix I Interwell Prediction Limits - All Results

Plant Bowen Client: Southern Company Data: Bowen 1, 2, 9, & 10 Printed 6/10/2026, 10:44 AM

Constituent	Well	Upper Lim.	Lower Lim.	Date	Observ.	Sig.	Bg N	%NDs	ND Adj.	Transform	Alpha	Method
Mercury (mg/L)	GWC-5	0.0002	n/a	2/19/2026	0.0002ND	No	515	93.59	n/a	n/a	0.00004896	NP Inter (NDs) 1 of 2
Mercury (mg/L)	GWC-6	0.0002	n/a	2/20/2026	0.0002ND	No	515	93.59	n/a	n/a	0.00004896	NP Inter (NDs) 1 of 2
Mercury (mg/L)	GWC-6RZ	0.0002	n/a	2/20/2026	0.0002ND	No	515	93.59	n/a	n/a	0.00004896	NP Inter (NDs) 1 of 2
Mercury (mg/L)	GWC-7Z	0.0002	n/a	2/19/2026	0.0002ND	No	515	93.59	n/a	n/a	0.00004896	NP Inter (NDs) 1 of 2
Mercury (mg/L)	GWC-8RR	0.0002	n/a	2/19/2026	0.0002ND	No	515	93.59	n/a	n/a	0.00004896	NP Inter (NDs) 1 of 2
Mercury (mg/L)	GWC-8Z	0.0002	n/a	2/19/2026	0.0002ND	No	515	93.59	n/a	n/a	0.00004896	NP Inter (NDs) 1 of 2
Mercury (mg/L)	GWC-9	0.0002	n/a	2/18/2026	0.0002ND	No	515	93.59	n/a	n/a	0.00004896	NP Inter (NDs) 1 of 2
Mercury (mg/L)	GWC-10	0.0002	n/a	2/19/2026	0.0002ND	No	515	93.59	n/a	n/a	0.00004896	NP Inter (NDs) 1 of 2
Mercury (mg/L)	GWC-10R	0.0002	n/a	2/19/2026	0.0002ND	No	515	93.59	n/a	n/a	0.00004896	NP Inter (NDs) 1 of 2
Mercury (mg/L)	GWC-11	0.0002	n/a	2/19/2026	0.0002ND	No	515	93.59	n/a	n/a	0.00004896	NP Inter (NDs) 1 of 2
Mercury (mg/L)	GWC-11R	0.0002	n/a	2/20/2026	0.0002ND	No	515	93.59	n/a	n/a	0.00004896	NP Inter (NDs) 1 of 2
Mercury (mg/L)	GWC-12	0.0002	n/a	2/18/2026	0.0002ND	No	515	93.59	n/a	n/a	0.00004896	NP Inter (NDs) 1 of 2
Mercury (mg/L)	GWC-13	0.0002	n/a	2/19/2026	0.0002ND	No	515	93.59	n/a	n/a	0.00004896	NP Inter (NDs) 1 of 2
Mercury (mg/L)	GWC-13RZ	0.0002	n/a	2/20/2026	0.0002ND	No	515	93.59	n/a	n/a	0.00004896	NP Inter (NDs) 1 of 2
Mercury (mg/L)	GWC-14Z	0.0002	n/a	2/24/2026	0.0002ND	No	515	93.59	n/a	n/a	0.00004896	NP Inter (NDs) 1 of 2
Mercury (mg/L)	GWC-15R	0.0002	n/a	2/24/2026	0.0002ND	No	515	93.59	n/a	n/a	0.00004896	NP Inter (NDs) 1 of 2
Mercury (mg/L)	GWC-15Z	0.0002	n/a	2/24/2026	0.0002ND	No	515	93.59	n/a	n/a	0.00004896	NP Inter (NDs) 1 of 2
Mercury (mg/L)	GWC-44	0.0002	n/a	2/16/2026	0.0002ND	No	515	93.59	n/a	n/a	0.00004896	NP Inter (NDs) 1 of 2
Mercury (mg/L)	GWC-45	0.0002	n/a	2/17/2026	0.0002ND	No	515	93.59	n/a	n/a	0.00004896	NP Inter (NDs) 1 of 2
Mercury (mg/L)	GWC-45R	0.0002	n/a	2/17/2026	0.0002ND	No	515	93.59	n/a	n/a	0.00004896	NP Inter (NDs) 1 of 2
Mercury (mg/L)	GWC-46R	0.0002	n/a	2/16/2026	0.0002ND	No	515	93.59	n/a	n/a	0.00004896	NP Inter (NDs) 1 of 2
Mercury (mg/L)	GWC-47	0.0002	n/a	2/17/2026	0.0002ND	No	515	93.59	n/a	n/a	0.00004896	NP Inter (NDs) 1 of 2
Mercury (mg/L)	GWC-47R	0.0002	n/a	2/17/2026	0.0002ND	No	515	93.59	n/a	n/a	0.00004896	NP Inter (NDs) 1 of 2
Mercury (mg/L)	**GWC-48**	**0.0002**	**n/a**	**2/17/2026**	**0.0006**	**Yes**	**515**	**93.59**	**n/a**	**n/a**	**0.00004896**	**NP Inter (NDs) 1 of 2**
Mercury (mg/L)	GWC-49R	0.0002	n/a	2/17/2026	0.0002ND	No	515	93.59	n/a	n/a	0.00004896	NP Inter (NDs) 1 of 2
Mercury (mg/L)	GWC-49Z	0.0002	n/a	2/17/2026	0.0002ND	No	515	93.59	n/a	n/a	0.00004896	NP Inter (NDs) 1 of 2
Thallium (mg/L)	GWC-5	0.0005	n/a	2/19/2026	0.0005ND	No	422	96.21	n/a	n/a	0.00004896	NP Inter (NDs) 1 of 2
Thallium (mg/L)	GWC-6	0.0005	n/a	2/20/2026	0.0005ND	No	422	96.21	n/a	n/a	0.00004896	NP Inter (NDs) 1 of 2
Thallium (mg/L)	GWC-6RZ	0.0005	n/a	2/20/2026	0.0005ND	No	422	96.21	n/a	n/a	0.00004896	NP Inter (NDs) 1 of 2
Thallium (mg/L)	GWC-7Z	0.0005	n/a	2/19/2026	0.0005ND	No	422	96.21	n/a	n/a	0.00004896	NP Inter (NDs) 1 of 2
Thallium (mg/L)	GWC-8RR	0.0005	n/a	2/19/2026	0.0005ND	No	422	96.21	n/a	n/a	0.00004896	NP Inter (NDs) 1 of 2
Thallium (mg/L)	GWC-8Z	0.0005	n/a	2/19/2026	0.0005ND	No	422	96.21	n/a	n/a	0.00004896	NP Inter (NDs) 1 of 2
Thallium (mg/L)	GWC-9	0.0005	n/a	2/18/2026	0.0005ND	No	422	96.21	n/a	n/a	0.00004896	NP Inter (NDs) 1 of 2
Thallium (mg/L)	GWC-10	0.0005	n/a	2/19/2026	0.0005ND	No	422	96.21	n/a	n/a	0.00004896	NP Inter (NDs) 1 of 2
Thallium (mg/L)	GWC-10R	0.0005	n/a	2/19/2026	0.0005ND	No	422	96.21	n/a	n/a	0.00004896	NP Inter (NDs) 1 of 2
Thallium (mg/L)	GWC-11	0.0005	n/a	2/19/2026	0.0005ND	No	422	96.21	n/a	n/a	0.00004896	NP Inter (NDs) 1 of 2
Thallium (mg/L)	GWC-11R	0.0005	n/a	2/20/2026	0.0005ND	No	422	96.21	n/a	n/a	0.00004896	NP Inter (NDs) 1 of 2
Thallium (mg/L)	GWC-12	0.0005	n/a	2/18/2026	0.0005ND	No	422	96.21	n/a	n/a	0.00004896	NP Inter (NDs) 1 of 2
Thallium (mg/L)	GWC-13	0.0005	n/a	2/19/2026	0.0005ND	No	422	96.21	n/a	n/a	0.00004896	NP Inter (NDs) 1 of 2
Thallium (mg/L)	GWC-13RZ	0.0005	n/a	2/20/2026	0.0005ND	No	422	96.21	n/a	n/a	0.00004896	NP Inter (NDs) 1 of 2
Thallium (mg/L)	GWC-14Z	0.0005	n/a	2/24/2026	0.0005ND	No	422	96.21	n/a	n/a	0.00004896	NP Inter (NDs) 1 of 2
Thallium (mg/L)	GWC-15R	0.0005	n/a	2/24/2026	0.0005ND	No	422	96.21	n/a	n/a	0.00004896	NP Inter (NDs) 1 of 2
Thallium (mg/L)	GWC-15Z	0.0005	n/a	2/24/2026	0.0005ND	No	422	96.21	n/a	n/a	0.00004896	NP Inter (NDs) 1 of 2
Thallium (mg/L)	GWC-44	0.0005	n/a	2/16/2026	0.0005ND	No	422	96.21	n/a	n/a	0.00004896	NP Inter (NDs) 1 of 2
Thallium (mg/L)	GWC-45	0.0005	n/a	2/17/2026	0.0005ND	No	422	96.21	n/a	n/a	0.00004896	NP Inter (NDs) 1 of 2
Thallium (mg/L)	GWC-45R	0.0005	n/a	2/17/2026	0.0005ND	No	422	96.21	n/a	n/a	0.00004896	NP Inter (NDs) 1 of 2
Thallium (mg/L)	GWC-46R	0.0005	n/a	2/16/2026	0.0005ND	No	422	96.21	n/a	n/a	0.00004896	NP Inter (NDs) 1 of 2
Thallium (mg/L)	GWC-47	0.0005	n/a	2/17/2026	0.0005ND	No	422	96.21	n/a	n/a	0.00004896	NP Inter (NDs) 1 of 2
Thallium (mg/L)	GWC-47R	0.0005	n/a	2/17/2026	0.0005ND	No	422	96.21	n/a	n/a	0.00004896	NP Inter (NDs) 1 of 2
Thallium (mg/L)	GWC-48	0.0005	n/a	2/17/2026	0.0005ND	No	422	96.21	n/a	n/a	0.00004896	NP Inter (NDs) 1 of 2
Thallium (mg/L)	GWC-49R	0.0005	n/a	2/17/2026	0.0005ND	No	422	96.21	n/a	n/a	0.00004896	NP Inter (NDs) 1 of 2
Thallium (mg/L)	GWC-49Z	0.0005	n/a	2/17/2026	0.0005ND	No	422	96.21	n/a	n/a	0.00004896	NP Inter (NDs) 1 of 2

Appendix I Trend Tests - Prediction Limit Exceedances - All Results (No Significant)

Plant Bowen Client: Southern Company Data: Bowen 1, 2, 9, & 10 Printed 6/10/2026, 10:47 AM

Constituent	Well	Slope	Calc.	Critical	Sig.	N	%NDs	Normality	Alpha	Method
Mercury (mg/L)	GWA-1 (bg)	0	-1.261	-2.58	No	47	93.62	n/a	0.01	NP
Mercury (mg/L)	GWA-2 (bg)	0	-0.6989	-2.58	No	47	87.23	n/a	0.01	NP
Mercury (mg/L)	GWA-2R (bg)	0	0	2.58	No	47	100	n/a	0.01	NP
Mercury (mg/L)	GWA-3A (bg)	0	-1.023	-2.58	No	46	95.65	n/a	0.01	NP
Mercury (mg/L)	GWA-4RZ (bg)	0	-8	-223	No	40	90	n/a	0.01	NP
Mercury (mg/L)	GWA-39RZ (bg)	0	7	105	No	24	95.83	n/a	0.01	NP
Mercury (mg/L)	GWA-39Z (bg)	0	-7	-118	No	26	96.15	n/a	0.01	NP
Mercury (mg/L)	GWA-40 (bg)	0	-24	-118	No	26	88.46	n/a	0.01	NP
Mercury (mg/L)	GWA-41 (bg)	0	-19	-118	No	26	92.31	n/a	0.01	NP
Mercury (mg/L)	GWA-41R (bg)	0	-19	-118	No	26	92.31	n/a	0.01	NP
Mercury (mg/L)	GWA-42 (bg)	0	-12	-118	No	26	88.46	n/a	0.01	NP
Mercury (mg/L)	GWA-43 (bg)	0	0	118	No	26	100	n/a	0.01	NP
Mercury (mg/L)	GWA-43R (bg)	0	-1	-118	No	26	92.31	n/a	0.01	NP
Mercury (mg/L)	GWA-50 (bg)	0	0.2001	2.58	No	41	92.68	n/a	0.01	NP
Mercury (mg/L)	GWA-50R (bg)	0	-0.1268	-2.58	No	41	97.56	n/a	0.01	NP
Mercury (mg/L)	GWC-48	0	79	152	No	31	41.94	n/a	0.01	NP

Appendix III Intrawell Prediction Limits - Significant Results

Plant Bowen Client: Southern Company Data: Bowen 1, 2, 9, & 10 Printed 8/10/2026, 4:40 PM

Constituent	Well	Upper Lim.	Lower Lim.	Date	Observ.	Sig.	Bg N	%NDs	ND Adj.	Transform	Alpha	Method
Calcium (mg/L)	**GWA-3A**	**23**	**n/a**	**2/17/2026**	**24.1**	**Yes**	**10**	**0**	**n/a**	**n/a**	**0.01476**	**NP Intra (normality) 1 of 2**
Calcium (mg/L)	**GWC-9**	**24.9**	**n/a**	**2/18/2026**	**26.3**	**Yes**	**25**	**0**	**n/a**	**n/a**	**0.002832**	**NP Intra (normality) 1 of 2**
Calcium (mg/L)	**GWC-12**	**9.405**	**n/a**	**2/18/2026**	**9.6**	**Yes**	**25**	**0**	**None**	**No**	**0.0002894**	**Param Intra 1 of 2**

Appendix III Intrawell Prediction Limits - All Results

Plant Bowen Client: Southern Company Data: Bowen 1, 2, 9, & 10 Printed 8/10/2026, 4:40 PM

Constituent	Well	Upper Lim.	Lower Lim.	Date	Observ.	Sig.	Bg N	%NDs	ND Adj.	Transform	Alpha	Method
Boron (mg/L)	GWA-1	0.04	n/a	2/18/2026	0.04ND	No	25	68	n/a	n/a	0.002832	NP Intra (NDs) 1 of 2
Boron (mg/L)	GWA-2	0.04	n/a	2/18/2026	0.04ND	No	25	76	n/a	n/a	0.002832	NP Intra (NDs) 1 of 2
Boron (mg/L)	GWA-2R	0.04	n/a	2/18/2026	0.04ND	No	25	48	n/a	n/a	0.002832	NP Intra (normality) 1 of 2
Boron (mg/L)	GWA-3A	0.04	n/a	2/17/2026	0.04ND	No	24	87.5	n/a	n/a	0.003124	NP Intra (NDs) 1 of 2
Boron (mg/L)	GWA-4RZ	0.04	n/a	2/18/2026	0.04ND	No	25	28	n/a	n/a	0.002832	NP Intra (normality) 1 of 2
Boron (mg/L)	GWA-39RZ	0.04	n/a	2/18/2026	0.04ND	No	23	43.48	n/a	n/a	0.003415	NP Intra (normality) 1 of 2
Boron (mg/L)	GWA-39Z	0.04	n/a	2/18/2026	0.04ND	No	25	76	n/a	n/a	0.002832	NP Intra (NDs) 1 of 2
Boron (mg/L)	GWA-40	0.04	n/a	2/16/2026	0.04ND	No	25	80	n/a	n/a	0.002832	NP Intra (NDs) 1 of 2
Boron (mg/L)	GWA-41	0.04	n/a	2/16/2026	0.04ND	No	25	72	n/a	n/a	0.002832	NP Intra (NDs) 1 of 2
Boron (mg/L)	GWA-41R	0.04	n/a	2/16/2026	0.012J	No	25	24	n/a	n/a	0.002832	NP Intra (normality) 1 of 2
Boron (mg/L)	GWA-42	0.04	n/a	2/16/2026	0.04ND	No	25	80	n/a	n/a	0.002832	NP Intra (NDs) 1 of 2
Boron (mg/L)	GWA-43	0.04	n/a	2/16/2026	0.04ND	No	25	84	n/a	n/a	0.002832	NP Intra (NDs) 1 of 2
Boron (mg/L)	GWA-43R	0.0405	n/a	2/16/2026	0.017J	No	25	16	Kaplan-Meier	sqrt(x)	0.0002894	Param Intra 1 of 2
Boron (mg/L)	GWA-50	0.04	n/a	2/17/2026	0.04ND	No	25	84	n/a	n/a	0.002832	NP Intra (NDs) 1 of 2
Boron (mg/L)	GWA-50R	0.04	n/a	2/17/2026	0.04ND	No	25	88	n/a	n/a	0.002832	NP Intra (NDs) 1 of 2
Boron (mg/L)	GWC-5	0.04	n/a	2/19/2026	0.04ND	No	25	84	n/a	n/a	0.002832	NP Intra (NDs) 1 of 2
Boron (mg/L)	GWC-6	0.04	n/a	2/20/2026	0.04ND	No	25	96	n/a	n/a	0.002832	NP Intra (NDs) 1 of 2
Boron (mg/L)	GWC-6RZ	0.04	n/a	2/20/2026	0.04ND	No	25	88	n/a	n/a	0.002832	NP Intra (NDs) 1 of 2
Boron (mg/L)	GWC-7Z	0.04	n/a	2/19/2026	0.04ND	No	25	60	n/a	n/a	0.002832	NP Intra (NDs) 1 of 2
Boron (mg/L)	GWC-8RR	0.04	n/a	2/19/2026	0.04ND	No	25	88	n/a	n/a	0.002832	NP Intra (NDs) 1 of 2
Boron (mg/L)	GWC-8Z	0.04	n/a	2/19/2026	0.04ND	No	25	88	n/a	n/a	0.002832	NP Intra (NDs) 1 of 2
Boron (mg/L)	GWC-9	0.04	n/a	2/18/2026	0.04ND	No	25	84	n/a	n/a	0.002832	NP Intra (NDs) 1 of 2
Boron (mg/L)	GWC-10	0.04	n/a	2/19/2026	0.04ND	No	25	96	n/a	n/a	0.002832	NP Intra (NDs) 1 of 2
Boron (mg/L)	GWC-10R	0.04	n/a	2/19/2026	0.04ND	No	25	84	n/a	n/a	0.002832	NP Intra (NDs) 1 of 2
Boron (mg/L)	GWC-11	0.04	n/a	2/19/2026	0.04ND	No	25	92	n/a	n/a	0.002832	NP Intra (NDs) 1 of 2
Boron (mg/L)	GWC-11R	0.04	n/a	2/20/2026	0.04ND	No	25	80	n/a	n/a	0.002832	NP Intra (NDs) 1 of 2
Boron (mg/L)	GWC-12	0.04	n/a	2/18/2026	0.04ND	No	25	100	n/a	n/a	0.002832	NP Intra (NDs) 1 of 2
Boron (mg/L)	GWC-13	0.04404	n/a	2/19/2026	0.026J	No	25	24	Kaplan-Meier	ln(x)	0.0002894	Param Intra 1 of 2
Boron (mg/L)	GWC-13RZ	0.04	n/a	2/20/2026	0.018J	No	25	16	n/a	n/a	0.002832	NP Intra (normality) 1 of 2
Boron (mg/L)	GWC-14Z	0.04	n/a	2/24/2026	0.04ND	No	24	87.5	n/a	n/a	0.003124	NP Intra (NDs) 1 of 2
Boron (mg/L)	GWC-15R	0.04	n/a	2/24/2026	0.04ND	No	25	72	n/a	n/a	0.002832	NP Intra (NDs) 1 of 2
Boron (mg/L)	GWC-15Z	0.04	n/a	2/24/2026	0.04ND	No	25	80	n/a	n/a	0.002832	NP Intra (NDs) 1 of 2
Boron (mg/L)	GWC-44	0.04	n/a	2/16/2026	0.04ND	No	25	40	n/a	n/a	0.002832	NP Intra (normality) 1 of 2
Boron (mg/L)	GWC-45	0.04	n/a	2/17/2026	0.04ND	No	25	84	n/a	n/a	0.002832	NP Intra (NDs) 1 of 2
Boron (mg/L)	GWC-45R	0.04	n/a	2/17/2026	0.0084J	No	25	52	n/a	n/a	0.002832	NP Intra (NDs) 1 of 2
Boron (mg/L)	GWC-46R	0.04	n/a	2/16/2026	0.04ND	No	26	80.77	n/a	n/a	0.002667	NP Intra (NDs) 1 of 2
Boron (mg/L)	GWC-47	0.04	n/a	2/17/2026	0.04ND	No	25	80	n/a	n/a	0.002832	NP Intra (NDs) 1 of 2
Boron (mg/L)	GWC-47R	0.04	n/a	2/17/2026	0.04ND	No	25	80	n/a	n/a	0.002832	NP Intra (NDs) 1 of 2
Boron (mg/L)	GWC-48	0.04	n/a	2/17/2026	0.04ND	No	25	92	n/a	n/a	0.002832	NP Intra (NDs) 1 of 2
Boron (mg/L)	GWC-49R	0.04	n/a	2/17/2026	0.04ND	No	25	80	n/a	n/a	0.002832	NP Intra (NDs) 1 of 2
Boron (mg/L)	GWC-49Z	0.04	n/a	2/17/2026	0.04ND	No	25	64	n/a	n/a	0.002832	NP Intra (NDs) 1 of 2
Calcium (mg/L)	GWA-1	36.89	n/a	2/18/2026	33.8	No	25	0	None	No	0.0002894	Param Intra 1 of 2
Calcium (mg/L)	GWA-2	78.97	n/a	2/18/2026	34.4	No	25	0	None	No	0.0002894	Param Intra 1 of 2
Calcium (mg/L)	GWA-2R	65.29	n/a	2/18/2026	23.4	No	25	0	None	No	0.0002894	Param Intra 1 of 2
Calcium (mg/L)	**GWA-3A**	**23**	**n/a**	**2/17/2026**	**24.1**	**Yes**	**10**	**0**	**n/a**	**n/a**	**0.01476**	**NP Intra (normality) 1 of 2**
Calcium (mg/L)	GWA-4RZ	64.71	n/a	2/18/2026	60.4	No	25	0	None	No	0.0002894	Param Intra 1 of 2
Calcium (mg/L)	GWA-39RZ	37.67	n/a	2/18/2026	37	No	23	0	None	No	0.0002894	Param Intra 1 of 2
Calcium (mg/L)	GWA-39Z	29.83	n/a	2/18/2026	13	No	26	0	None	No	0.0002894	Param Intra 1 of 2
Calcium (mg/L)	GWA-40	29.42	n/a	2/16/2026	18.4	No	25	0	None	No	0.0002894	Param Intra 1 of 2
Calcium (mg/L)	GWA-41	39.72	n/a	2/16/2026	10.6	No	25	0	None	No	0.0002894	Param Intra 1 of 2
Calcium (mg/L)	GWA-41R	48.78	n/a	2/16/2026	42.6	No	25	0	None	No	0.0002894	Param Intra 1 of 2
Calcium (mg/L)	GWA-42	43.64	n/a	2/16/2026	37.9	No	25	0	None	No	0.0002894	Param Intra 1 of 2
Calcium (mg/L)	GWA-43	16.01	n/a	2/16/2026	2.3	No	24	0	None	x^(1/3)	0.0002894	Param Intra 1 of 2
Calcium (mg/L)	GWA-43R	36.72	n/a	2/16/2026	32.9	No	26	0	None	No	0.0002894	Param Intra 1 of 2
Calcium (mg/L)	GWA-50	4.2	n/a	2/17/2026	1.6	No	25	0	n/a	n/a	0.002832	NP Intra (normality) 1 of 2
Calcium (mg/L)	GWA-50R	12.93	n/a	2/17/2026	0.8	No	25	0	None	sqrt(x)	0.0002894	Param Intra 1 of 2
Calcium (mg/L)	GWC-5	9.83	n/a	2/19/2026	1.8	No	25	0	None	ln(x)	0.0002894	Param Intra 1 of 2
Calcium (mg/L)	GWC-6	17.19	n/a	2/20/2026	16.1	No	25	0	None	x^3	0.0002894	Param Intra 1 of 2
Calcium (mg/L)	GWC-6RZ	14.24	n/a	2/20/2026	10.1	No	25	0	None	x^2	0.0002894	Param Intra 1 of 2
Calcium (mg/L)	GWC-7Z	28.55	n/a	2/19/2026	24.9	No	25	0	None	No	0.0002894	Param Intra 1 of 2
Calcium (mg/L)	GWC-8RR	26.07	n/a	2/19/2026	24.4	No	25	0	None	No	0.0002894	Param Intra 1 of 2
Calcium (mg/L)	GWC-8Z	25.34	n/a	2/19/2026	23.3	No	24	0	None	x^3	0.0002894	Param Intra 1 of 2
Calcium (mg/L)	**GWC-9**	**24.9**	**n/a**	**2/18/2026**	**26.3**	**Yes**	**25**	**0**	**n/a**	**n/a**	**0.002832**	**NP Intra (normality) 1 of 2**
Calcium (mg/L)	GWC-10	44.22	n/a	2/19/2026	35.3	No	25	0	None	x^2	0.0002894	Param Intra 1 of 2
Calcium (mg/L)	GWC-10R	50.61	n/a	2/19/2026	44.2	No	25	0	None	No	0.0002894	Param Intra 1 of 2

Appendix III Intrawell Prediction Limits - All Results

Plant Bowen Client: Southern Company Data: Bowen 1, 2, 9, & 10 Printed 8/10/2026, 4:40 PM

Constituent	Well	Upper Lim.	Lower Lim.	Date	Observ.	Sig.	Bg N	%NDs	ND Adj.	Transform	Alpha	Method
Calcium (mg/L)	GWC-11	26.48	n/a	2/19/2026	20.6	No	25	0	None	x^2	0.0002894	Param Intra 1 of 2
Calcium (mg/L)	GWC-11R	40.62	n/a	2/20/2026	32.9	No	25	0	None	No	0.0002894	Param Intra 1 of 2
Calcium (mg/L)	**GWC-12**	**9.405**	**n/a**	**2/18/2026**	**9.6**	**Yes**	**25**	**0**	**None**	**No**	**0.0002894**	**Param Intra 1 of 2**
Calcium (mg/L)	GWC-13	68.94	n/a	2/19/2026	40.6	No	25	0	None	No	0.0002894	Param Intra 1 of 2
Calcium (mg/L)	GWC-13RZ	55.69	n/a	2/20/2026	42.3	No	25	0	None	x^2	0.0002894	Param Intra 1 of 2
Calcium (mg/L)	GWC-14Z	22.43	n/a	2/24/2026	12.5	No	18	0	None	No	0.0002894	Param Intra 1 of 2
Calcium (mg/L)	GWC-15R	46.17	n/a	2/24/2026	30.4	No	24	0	None	No	0.0002894	Param Intra 1 of 2
Calcium (mg/L)	GWC-15Z	29.01	n/a	2/24/2026	27.2	No	25	0	None	x^4	0.0002894	Param Intra 1 of 2
Calcium (mg/L)	GWC-44	19.04	n/a	2/16/2026	1.7	No	25	0	None	No	0.0002894	Param Intra 1 of 2
Calcium (mg/L)	GWC-45	1.148	n/a	2/17/2026	1.1	No	25	0	None	No	0.0002894	Param Intra 1 of 2
Calcium (mg/L)	GWC-45R	50.87	n/a	2/17/2026	43.1	No	25	0	None	No	0.0002894	Param Intra 1 of 2
Calcium (mg/L)	GWC-46R	52.96	n/a	2/16/2026	43.4	No	26	0	None	No	0.0002894	Param Intra 1 of 2
Calcium (mg/L)	GWC-47	32.31	n/a	2/17/2026	30.8	No	25	0	None	No	0.0002894	Param Intra 1 of 2
Calcium (mg/L)	GWC-47R	39.61	n/a	2/17/2026	38.9	No	25	0	None	No	0.0002894	Param Intra 1 of 2
Calcium (mg/L)	GWC-48	10.48	n/a	2/17/2026	5	No	25	4	None	sqrt(x)	0.0002894	Param Intra 1 of 2
Calcium (mg/L)	GWC-49R	30.62	n/a	2/17/2026	29.8	No	25	0	None	No	0.0002894	Param Intra 1 of 2
Calcium (mg/L)	GWC-49Z	1.86	n/a	2/17/2026	0.69	No	22	0	n/a	n/a	0.003707	NP Intra (normality) 1 of 2
Fluoride (mg/L)	GWA-1	0.1192	n/a	2/18/2026	0.068J	No	25	24	Kaplan-Meier	No	0.0002894	Param Intra 1 of 2
Fluoride (mg/L)	GWA-2	0.1591	n/a	2/18/2026	0.075J	No	24	41.67	Kaplan-Meier	No	0.0002894	Param Intra 1 of 2
Fluoride (mg/L)	GWA-2R	0.1	n/a	2/18/2026	0.1ND	No	25	36	n/a	n/a	0.002832	NP Intra (normality) 1 of 2
Fluoride (mg/L)	GWA-3A	0.1	n/a	2/17/2026	0.1ND	No	24	75	n/a	n/a	0.003124	NP Intra (NDs) 1 of 2
Fluoride (mg/L)	GWA-4RZ	0.2849	n/a	2/18/2026	0.058J	No	25	0	None	No	0.0002894	Param Intra 1 of 2
Fluoride (mg/L)	GWA-39RZ	0.2086	n/a	2/18/2026	0.1ND	No	23	43.48	Kaplan-Meier	ln(x)	0.0002894	Param Intra 1 of 2
Fluoride (mg/L)	GWA-39Z	0.1112	n/a	2/18/2026	0.1ND	No	25	40	Kaplan-Meier	No	0.0002894	Param Intra 1 of 2
Fluoride (mg/L)	GWA-40	0.11	n/a	2/16/2026	0.1ND	No	25	64	n/a	n/a	0.002832	NP Intra (NDs) 1 of 2
Fluoride (mg/L)	GWA-41	0.1	n/a	2/16/2026	0.1ND	No	25	72	n/a	n/a	0.002832	NP Intra (NDs) 1 of 2
Fluoride (mg/L)	GWA-41R	0.12	n/a	2/16/2026	0.1ND	No	25	76	n/a	n/a	0.002832	NP Intra (NDs) 1 of 2
Fluoride (mg/L)	GWA-42	0.1	n/a	2/16/2026	0.1ND	No	25	60	n/a	n/a	0.002832	NP Intra (NDs) 1 of 2
Fluoride (mg/L)	GWA-43	0.1	n/a	2/16/2026	0.1ND	No	25	84	n/a	n/a	0.002832	NP Intra (NDs) 1 of 2
Fluoride (mg/L)	GWA-43R	0.1	n/a	2/16/2026	0.1ND	No	25	76	n/a	n/a	0.002832	NP Intra (NDs) 1 of 2
Fluoride (mg/L)	GWA-50	0.1	n/a	2/17/2026	0.1ND	No	25	80	n/a	n/a	0.002832	NP Intra (NDs) 1 of 2
Fluoride (mg/L)	GWA-50R	0.1	n/a	2/17/2026	0.1ND	No	25	80	n/a	n/a	0.002832	NP Intra (NDs) 1 of 2
Fluoride (mg/L)	GWC-5	0.1	n/a	2/19/2026	0.1ND	No	25	76	n/a	n/a	0.002832	NP Intra (NDs) 1 of 2
Fluoride (mg/L)	GWC-6	0.1	n/a	2/20/2026	0.1ND	No	25	72	n/a	n/a	0.002832	NP Intra (NDs) 1 of 2
Fluoride (mg/L)	GWC-6RZ	0.1	n/a	2/20/2026	0.052J	No	25	60	n/a	n/a	0.002832	NP Intra (NDs) 1 of 2
Fluoride (mg/L)	GWC-7Z	0.22	n/a	2/19/2026	0.1ND	No	25	52	n/a	n/a	0.002832	NP Intra (NDs) 1 of 2
Fluoride (mg/L)	GWC-8RR	0.1	n/a	2/19/2026	0.1ND	No	25	76	n/a	n/a	0.002832	NP Intra (NDs) 1 of 2
Fluoride (mg/L)	GWC-8Z	0.12	n/a	2/19/2026	0.1ND	No	25	48	n/a	n/a	0.002832	NP Intra (normality) 1 of 2
Fluoride (mg/L)	GWC-9	0.11	n/a	2/18/2026	0.1ND	No	25	76	n/a	n/a	0.002832	NP Intra (NDs) 1 of 2
Fluoride (mg/L)	GWC-10	0.12	n/a	2/19/2026	0.1ND	No	25	56	n/a	n/a	0.002832	NP Intra (NDs) 1 of 2
Fluoride (mg/L)	GWC-10R	0.1	n/a	2/19/2026	0.1ND	No	25	80	n/a	n/a	0.002832	NP Intra (NDs) 1 of 2
Fluoride (mg/L)	GWC-11	0.13	n/a	2/19/2026	0.1ND	No	25	56	n/a	n/a	0.002832	NP Intra (NDs) 1 of 2
Fluoride (mg/L)	GWC-11R	0.1	n/a	2/20/2026	0.1ND	No	25	84	n/a	n/a	0.002832	NP Intra (NDs) 1 of 2
Fluoride (mg/L)	GWC-12	0.12	n/a	2/18/2026	0.1ND	No	25	64	n/a	n/a	0.002832	NP Intra (NDs) 1 of 2
Fluoride (mg/L)	GWC-13	0.24	n/a	2/19/2026	0.1ND	No	25	64	n/a	n/a	0.002832	NP Intra (NDs) 1 of 2
Fluoride (mg/L)	GWC-13RZ	0.259	n/a	2/20/2026	0.16	No	25	0	None	No	0.0002894	Param Intra 1 of 2
Fluoride (mg/L)	GWC-14Z	0.1	n/a	2/24/2026	0.1ND	No	25	72	n/a	n/a	0.002832	NP Intra (NDs) 1 of 2
Fluoride (mg/L)	GWC-15R	0.1	n/a	2/24/2026	0.1ND	No	25	76	n/a	n/a	0.002832	NP Intra (NDs) 1 of 2
Fluoride (mg/L)	GWC-15Z	0.1	n/a	2/24/2026	0.1ND	No	25	64	n/a	n/a	0.002832	NP Intra (NDs) 1 of 2
Fluoride (mg/L)	GWC-44	0.1683	n/a	2/16/2026	0.1ND	No	26	38.46	Kaplan-Meier	No	0.0002894	Param Intra 1 of 2
Fluoride (mg/L)	GWC-45	0.1	n/a	2/17/2026	0.1ND	No	25	88	n/a	n/a	0.002832	NP Intra (NDs) 1 of 2
Fluoride (mg/L)	GWC-45R	0.14	n/a	2/17/2026	0.1ND	No	25	68	n/a	n/a	0.002832	NP Intra (NDs) 1 of 2
Fluoride (mg/L)	GWC-46R	0.1	n/a	2/16/2026	0.1ND	No	25	72	n/a	n/a	0.002832	NP Intra (NDs) 1 of 2
Fluoride (mg/L)	GWC-47	0.13	n/a	2/17/2026	0.1ND	No	25	44	n/a	n/a	0.002832	NP Intra (normality) 1 of 2
Fluoride (mg/L)	GWC-47R	0.13	n/a	2/17/2026	0.1ND	No	25	52	n/a	n/a	0.002832	NP Intra (NDs) 1 of 2
Fluoride (mg/L)	GWC-48	0.13	n/a	2/17/2026	0.1ND	No	25	52	n/a	n/a	0.002832	NP Intra (NDs) 1 of 2
Fluoride (mg/L)	GWC-49R	0.1	n/a	2/17/2026	0.1ND	No	25	72	n/a	n/a	0.002832	NP Intra (NDs) 1 of 2
Fluoride (mg/L)	GWC-49Z	0.1	n/a	2/17/2026	0.1ND	No	25	88	n/a	n/a	0.002832	NP Intra (NDs) 1 of 2
Sulfate (mg/L)	GWA-1	2.473	n/a	2/18/2026	1.2	No	25	0	None	No	0.0002894	Param Intra 1 of 2
Sulfate (mg/L)	GWA-2	159.9	n/a	2/18/2026	49.3	No	25	0	None	No	0.0002894	Param Intra 1 of 2
Sulfate (mg/L)	GWA-2R	141.9	n/a	2/18/2026	2.1	No	25	0	None	ln(x)	0.0002894	Param Intra 1 of 2
Sulfate (mg/L)	GWA-3A	7.258	n/a	2/17/2026	2.7	No	10	0	None	No	0.0002894	Param Intra 1 of 2
Sulfate (mg/L)	GWA-4RZ	28.29	n/a	2/18/2026	23.4	No	26	0	None	No	0.0002894	Param Intra 1 of 2
Sulfate (mg/L)	GWA-39RZ	29.3	n/a	2/18/2026	2.7	No	23	0	None	sqrt(x)	0.0002894	Param Intra 1 of 2
Sulfate (mg/L)	GWA-39Z	9.47	n/a	2/18/2026	1	No	25	0	None	sqrt(x)	0.0002894	Param Intra 1 of 2

Appendix III Intrawell Prediction Limits - All Results

Plant Bowen Client: Southern Company Data: Bowen 1, 2, 9, & 10 Printed 8/10/2026, 4:40 PM

Constituent	Well	Upper Lim.	Lower Lim.	Date	Observ.	Sig.	Bg N	%NDs	ND Adj.	Transform	Alpha	Method
Sulfate (mg/L)	GWA-40	7.4	n/a	2/16/2026	1.2	No	26	0	n/a	n/a	0.002667	NP Intra (normality) 1 of 2
Sulfate (mg/L)	GWA-41	15.69	n/a	2/16/2026	1	No	25	0	None	ln(x)	0.0002894	Param Intra 1 of 2
Sulfate (mg/L)	GWA-41R	12.89	n/a	2/16/2026	4.9	No	25	0	None	No	0.0002894	Param Intra 1 of 2
Sulfate (mg/L)	GWA-42	2.404	n/a	2/16/2026	1.4	No	25	0	None	No	0.0002894	Param Intra 1 of 2
Sulfate (mg/L)	GWA-43	1.96	n/a	2/16/2026	1ND	No	25	52	n/a	n/a	0.002832	NP Intra (NDs) 1 of 2
Sulfate (mg/L)	GWA-43R	9.894	n/a	2/16/2026	3.4	No	25	0	None	No	0.0002894	Param Intra 1 of 2
Sulfate (mg/L)	GWA-50	1	n/a	2/17/2026	1ND	No	25	36	n/a	n/a	0.002832	NP Intra (normality) 1 of 2
Sulfate (mg/L)	GWA-50R	1.556	n/a	2/17/2026	0.5ND	No	25	4	None	No	0.0002894	Param Intra 1 of 2
Sulfate (mg/L)	GWC-5	2.057	n/a	2/19/2026	0.9J	No	25	0	None	No	0.0002894	Param Intra 1 of 2
Sulfate (mg/L)	GWC-6	3.48	n/a	2/20/2026	1.1	No	25	0	None	No	0.0002894	Param Intra 1 of 2
Sulfate (mg/L)	GWC-6RZ	3.111	n/a	2/20/2026	1.4	No	25	0	None	No	0.0002894	Param Intra 1 of 2
Sulfate (mg/L)	GWC-7Z	2.129	n/a	2/19/2026	0.7J	No	25	0	None	No	0.0002894	Param Intra 1 of 2
Sulfate (mg/L)	GWC-8RR	1.993	n/a	2/19/2026	0.54J	No	25	0	None	sqrt(x)	0.0002894	Param Intra 1 of 2
Sulfate (mg/L)	GWC-8Z	3.674	n/a	2/19/2026	0.54J	No	19	0	None	ln(x)	0.0002894	Param Intra 1 of 2
Sulfate (mg/L)	GWC-9	6.19	n/a	2/18/2026	5	No	25	0	None	No	0.0002894	Param Intra 1 of 2
Sulfate (mg/L)	GWC-10	2.364	n/a	2/19/2026	2.3	No	25	0	None	No	0.0002894	Param Intra 1 of 2
Sulfate (mg/L)	GWC-10R	2.113	n/a	2/19/2026	0.98J	No	25	0	None	No	0.0002894	Param Intra 1 of 2
Sulfate (mg/L)	GWC-11	3.711	n/a	2/19/2026	2.3	No	25	0	None	No	0.0002894	Param Intra 1 of 2
Sulfate (mg/L)	GWC-11R	4.402	n/a	2/20/2026	1.7	No	25	0	None	sqrt(x)	0.0002894	Param Intra 1 of 2
Sulfate (mg/L)	GWC-12	1	n/a	2/18/2026	1ND	No	25	56	n/a	n/a	0.002832	NP Intra (NDs) 1 of 2
Sulfate (mg/L)	GWC-13	76.59	n/a	2/19/2026	44.2	No	16	0	None	No	0.0002894	Param Intra 1 of 2
Sulfate (mg/L)	GWC-13RZ	84.9	n/a	2/20/2026	47.3	No	20	0	None	No	0.0002894	Param Intra 1 of 2
Sulfate (mg/L)	GWC-14Z	12.35	n/a	2/24/2026	5.5	No	24	0	None	No	0.0002894	Param Intra 1 of 2
Sulfate (mg/L)	GWC-15R	15.05	n/a	2/24/2026	1.6	No	25	0	None	No	0.0002894	Param Intra 1 of 2
Sulfate (mg/L)	GWC-15Z	10.58	n/a	2/24/2026	0.68J	No	23	13.04	None	ln(x)	0.0002894	Param Intra 1 of 2
Sulfate (mg/L)	GWC-44	55.23	n/a	2/16/2026	2.6	No	25	0	None	No	0.0002894	Param Intra 1 of 2
Sulfate (mg/L)	GWC-45	1.352	n/a	2/17/2026	1ND	No	25	36	Kaplan-Meier	No	0.0002894	Param Intra 1 of 2
Sulfate (mg/L)	GWC-45R	10.1	n/a	2/17/2026	3.6	No	25	0	n/a	n/a	0.002832	NP Intra (normality) 1 of 2
Sulfate (mg/L)	GWC-46R	9.388	n/a	2/16/2026	4.7	No	25	0	None	No	0.0002894	Param Intra 1 of 2
Sulfate (mg/L)	GWC-47	8.057	n/a	2/17/2026	7.7	No	25	0	None	ln(x)	0.0002894	Param Intra 1 of 2
Sulfate (mg/L)	GWC-47R	15.23	n/a	2/17/2026	8.8	No	25	0	None	No	0.0002894	Param Intra 1 of 2
Sulfate (mg/L)	GWC-48	36.05	n/a	2/17/2026	9.5	No	27	0	None	ln(x)	0.0002894	Param Intra 1 of 2
Sulfate (mg/L)	GWC-49R	5.806	n/a	2/17/2026	2.2	No	26	0	None	sqrt(x)	0.0002894	Param Intra 1 of 2
Sulfate (mg/L)	GWC-49Z	3	n/a	2/17/2026	0.57J	No	22	0	None	No	0.0002894	Param Intra 1 of 2
TDS (mg/L)	GWA-1	187.1	n/a	2/18/2026	144	No	25	0	None	No	0.0002894	Param Intra 1 of 2
TDS (mg/L)	GWA-2	370.3	n/a	2/18/2026	152	No	25	4	None	No	0.0002894	Param Intra 1 of 2
TDS (mg/L)	GWA-2R	239.4	n/a	2/18/2026	89	No	25	0	None	No	0.0002894	Param Intra 1 of 2
TDS (mg/L)	GWA-3A	185.1	n/a	2/17/2026	57	No	10	0	None	No	0.0002894	Param Intra 1 of 2
TDS (mg/L)	GWA-4RZ	386.3	n/a	2/18/2026	248	No	25	0	None	ln(x)	0.0002894	Param Intra 1 of 2
TDS (mg/L)	GWA-39RZ	233.4	n/a	2/18/2026	143	No	23	0	None	No	0.0002894	Param Intra 1 of 2
TDS (mg/L)	GWA-39Z	156.6	n/a	2/18/2026	71	No	25	0	None	No	0.0002894	Param Intra 1 of 2
TDS (mg/L)	GWA-40	207.1	n/a	2/16/2026	73	No	25	0	None	x^(1/3)	0.0002894	Param Intra 1 of 2
TDS (mg/L)	GWA-41	187.4	n/a	2/16/2026	54	No	25	0	None	No	0.0002894	Param Intra 1 of 2
TDS (mg/L)	GWA-41R	252.2	n/a	2/16/2026	182	No	25	0	None	No	0.0002894	Param Intra 1 of 2
TDS (mg/L)	GWA-42	204.4	n/a	2/16/2026	166	No	25	0	None	sqrt(x)	0.0002894	Param Intra 1 of 2
TDS (mg/L)	GWA-43	89.32	n/a	2/16/2026	25ND	No	25	24	Kaplan-Meier	sqrt(x)	0.0002894	Param Intra 1 of 2
TDS (mg/L)	GWA-43R	191.5	n/a	2/16/2026	151	No	25	0	None	No	0.0002894	Param Intra 1 of 2
TDS (mg/L)	GWA-50	147	n/a	2/17/2026	25ND	No	25	40	n/a	n/a	0.002832	NP Intra (normality) 1 of 2
TDS (mg/L)	GWA-50R	92.16	n/a	2/17/2026	25ND	No	25	36	Kaplan-Meier	sqrt(x)	0.0002894	Param Intra 1 of 2
TDS (mg/L)	GWC-5	151.2	n/a	2/19/2026	25ND	No	25	20	Kaplan-Meier	ln(x)	0.0002894	Param Intra 1 of 2
TDS (mg/L)	GWC-6	112.2	n/a	2/20/2026	78	No	24	0	None	No	0.0002894	Param Intra 1 of 2
TDS (mg/L)	GWC-6RZ	139	n/a	2/20/2026	42	No	25	4	None	No	0.0002894	Param Intra 1 of 2
TDS (mg/L)	GWC-7Z	170.5	n/a	2/19/2026	110	No	25	0	None	No	0.0002894	Param Intra 1 of 2
TDS (mg/L)	GWC-8RR	132.2	n/a	2/19/2026	101	No	25	0	None	No	0.0002894	Param Intra 1 of 2
TDS (mg/L)	GWC-8Z	171.7	n/a	2/19/2026	92	No	25	0	None	No	0.0002894	Param Intra 1 of 2
TDS (mg/L)	GWC-9	178.1	n/a	2/18/2026	102	No	25	8	None	sqrt(x)	0.0002894	Param Intra 1 of 2
TDS (mg/L)	GWC-10	201.2	n/a	2/19/2026	144	No	25	0	None	No	0.0002894	Param Intra 1 of 2
TDS (mg/L)	GWC-10R	221.7	n/a	2/19/2026	147	No	25	0	None	No	0.0002894	Param Intra 1 of 2
TDS (mg/L)	GWC-11	148.6	n/a	2/19/2026	94	No	25	0	None	No	0.0002894	Param Intra 1 of 2
TDS (mg/L)	GWC-11R	178.7	n/a	2/20/2026	146	No	25	0	None	No	0.0002894	Param Intra 1 of 2
TDS (mg/L)	GWC-12	99.59	n/a	2/18/2026	65	No	25	0	None	sqrt(x)	0.0002894	Param Intra 1 of 2
TDS (mg/L)	GWC-13	369.7	n/a	2/19/2026	180	No	25	0	None	No	0.0002894	Param Intra 1 of 2
TDS (mg/L)	GWC-13RZ	326.4	n/a	2/20/2026	232	No	23	0	None	No	0.0002894	Param Intra 1 of 2
TDS (mg/L)	GWC-14Z	190.1	n/a	2/24/2026	73	No	24	0	None	sqrt(x)	0.0002894	Param Intra 1 of 2
TDS (mg/L)	GWC-15R	208.3	n/a	2/24/2026	134	No	24	0	None	No	0.0002894	Param Intra 1 of 2

Appendix III Intrawell Prediction Limits - All Results

Plant Bowen Client: Southern Company Data: Bowen 1, 2, 9, & 10 Printed 8/10/2026, 4:40 PM

Constituent	Well	Upper Lim.	Lower Lim.	Date	Observ.	Sig.	Bg N	%NDs	ND Adj.	Transform	Alpha	Method
TDS (mg/L)	GWC-15Z	164	n/a	2/24/2026	127	No	24	0	n/a	n/a	0.003124	NP Intra (normality) 1 of 2
TDS (mg/L)	GWC-44	116.1	n/a	2/16/2026	29	No	25	8	None	No	0.0002894	Param Intra 1 of 2
TDS (mg/L)	GWC-45	77.84	n/a	2/17/2026	29	No	25	40	Kaplan-Meier	ln(x)	0.0002894	Param Intra 1 of 2
TDS (mg/L)	GWC-45R	237.1	n/a	2/17/2026	176	No	24	0	None	No	0.0002894	Param Intra 1 of 2
TDS (mg/L)	GWC-46R	285.9	n/a	2/16/2026	206	No	25	0	None	No	0.0002894	Param Intra 1 of 2
TDS (mg/L)	GWC-47	167.4	n/a	2/17/2026	140	No	25	0	None	No	0.0002894	Param Intra 1 of 2
TDS (mg/L)	GWC-47R	192.8	n/a	2/17/2026	165	No	25	0	None	x^2	0.0002894	Param Intra 1 of 2
TDS (mg/L)	GWC-48	95.47	n/a	2/17/2026	55	No	25	12	None	sqrt(x)	0.0002894	Param Intra 1 of 2
TDS (mg/L)	GWC-49R	174.9	n/a	2/17/2026	129	No	25	0	None	No	0.0002894	Param Intra 1 of 2
TDS (mg/L)	GWC-49Z	73	n/a	2/17/2026	33	No	25	40	n/a	n/a	0.002832	NP Intra (normality) 1 of 2

Appendix III Interwell Prediction Limits - Two-Step - All Results (No Significant)

Plant Bowen Client: Southern Company Data: Bowen 1, 2, 9, & 10 Printed 4/22/2026, 10:39 AM

Constituent	Well	Upper Lim.	Lower Lim.	Date	Observ.	Sig.	Bg N	%NDs	ND Adj.	Transform	Alpha	Method
Calcium (mg/L)	GWC-9	66.7	n/a	2/18/2026	26.3	No	374	0	n/a	n/a	0.00004896	NP Inter (normality) 1 of 2
Calcium (mg/L)	GWC-12	66.7	n/a	2/18/2026	9.6	No	374	0	n/a	n/a	0.00004896	NP Inter (normality) 1 of 2

Appendix III Interwell Prediction Limits - Significant Results

Plant Bowen Client: Southern Company Data: Bowen 1, 2, 9, & 10 Printed 4/22/2026, 10:41 AM

Constituent	Well	Upper Lim.	Lower Lim.	Date	Observ.	Sig.	Bg N	%NDs	ND Adj.	Transform	Alpha	Method
pH, Field (SU)	**GWC-44**	**8.04**	**4.24**	**2/16/2026**	**4.17**	**Yes**	**392**	**0**	**n/a**	**n/a**	**0.00009793**	**NP Inter (normality) 1 of 2**

Appendix III Interwell Prediction Limits - All Results

Plant Bowen Client: Southern Company Data: Bowen 1, 2, 9, & 10 Printed 4/22/2026, 10:41 AM

Constituent	Well	Upper Lim.	Lower Lim.	Date	Observ.	Sig.	Bg N	%NDs	ND Adj.	Transform	Alpha	Method
Chloride (mg/L)	GWC-5	11.9	n/a	2/19/2026	0.5ND	No	388	0.5155	n/a	n/a	0.00004896	NP Inter (normality) 1 of 2
Chloride (mg/L)	GWC-6	11.9	n/a	2/20/2026	1.1	No	388	0.5155	n/a	n/a	0.00004896	NP Inter (normality) 1 of 2
Chloride (mg/L)	GWC-6RZ	11.9	n/a	2/20/2026	1.4	No	388	0.5155	n/a	n/a	0.00004896	NP Inter (normality) 1 of 2
Chloride (mg/L)	GWC-7Z	11.9	n/a	2/19/2026	0.7J	No	388	0.5155	n/a	n/a	0.00004896	NP Inter (normality) 1 of 2
Chloride (mg/L)	GWC-8RR	11.9	n/a	2/19/2026	0.74J	No	388	0.5155	n/a	n/a	0.00004896	NP Inter (normality) 1 of 2
Chloride (mg/L)	GWC-8Z	11.9	n/a	2/19/2026	1.3	No	388	0.5155	n/a	n/a	0.00004896	NP Inter (normality) 1 of 2
Chloride (mg/L)	GWC-9	11.9	n/a	2/18/2026	1.6	No	388	0.5155	n/a	n/a	0.00004896	NP Inter (normality) 1 of 2
Chloride (mg/L)	GWC-10	11.9	n/a	2/19/2026	1.9	No	388	0.5155	n/a	n/a	0.00004896	NP Inter (normality) 1 of 2
Chloride (mg/L)	GWC-10R	11.9	n/a	2/19/2026	2.5	No	388	0.5155	n/a	n/a	0.00004896	NP Inter (normality) 1 of 2
Chloride (mg/L)	GWC-11	11.9	n/a	2/19/2026	1.1	No	388	0.5155	n/a	n/a	0.00004896	NP Inter (normality) 1 of 2
Chloride (mg/L)	GWC-11R	11.9	n/a	2/20/2026	1.6	No	388	0.5155	n/a	n/a	0.00004896	NP Inter (normality) 1 of 2
Chloride (mg/L)	GWC-12	11.9	n/a	2/18/2026	0.72J	No	388	0.5155	n/a	n/a	0.00004896	NP Inter (normality) 1 of 2
Chloride (mg/L)	GWC-13	11.9	n/a	2/19/2026	3.9	No	388	0.5155	n/a	n/a	0.00004896	NP Inter (normality) 1 of 2
Chloride (mg/L)	GWC-13RZ	11.9	n/a	2/20/2026	4.7	No	388	0.5155	n/a	n/a	0.00004896	NP Inter (normality) 1 of 2
Chloride (mg/L)	GWC-14Z	11.9	n/a	2/24/2026	3.8	No	388	0.5155	n/a	n/a	0.00004896	NP Inter (normality) 1 of 2
Chloride (mg/L)	GWC-15R	11.9	n/a	2/24/2026	0.89J	No	388	0.5155	n/a	n/a	0.00004896	NP Inter (normality) 1 of 2
Chloride (mg/L)	GWC-15Z	11.9	n/a	2/24/2026	0.84J	No	388	0.5155	n/a	n/a	0.00004896	NP Inter (normality) 1 of 2
Chloride (mg/L)	GWC-44	11.9	n/a	2/16/2026	1.7	No	388	0.5155	n/a	n/a	0.00004896	NP Inter (normality) 1 of 2
Chloride (mg/L)	GWC-45	11.9	n/a	2/17/2026	0.82J	No	388	0.5155	n/a	n/a	0.00004896	NP Inter (normality) 1 of 2
Chloride (mg/L)	GWC-45R	11.9	n/a	2/17/2026	3.5	No	388	0.5155	n/a	n/a	0.00004896	NP Inter (normality) 1 of 2
Chloride (mg/L)	GWC-46R	11.9	n/a	2/16/2026	3.5	No	388	0.5155	n/a	n/a	0.00004896	NP Inter (normality) 1 of 2
Chloride (mg/L)	GWC-47	11.9	n/a	2/17/2026	2.2	No	388	0.5155	n/a	n/a	0.00004896	NP Inter (normality) 1 of 2
Chloride (mg/L)	GWC-47R	11.9	n/a	2/17/2026	2.2	No	388	0.5155	n/a	n/a	0.00004896	NP Inter (normality) 1 of 2
Chloride (mg/L)	GWC-48	11.9	n/a	2/17/2026	6.5	No	388	0.5155	n/a	n/a	0.00004896	NP Inter (normality) 1 of 2
Chloride (mg/L)	GWC-49R	11.9	n/a	2/17/2026	1.2	No	388	0.5155	n/a	n/a	0.00004896	NP Inter (normality) 1 of 2
Chloride (mg/L)	GWC-49Z	11.9	n/a	2/17/2026	1	No	388	0.5155	n/a	n/a	0.00004896	NP Inter (normality) 1 of 2
pH, Field (SU)	GWC-5	8.04	4.24	2/19/2026	5.1	No	392	0	n/a	n/a	0.00009793	NP Inter (normality) 1 of 2
pH, Field (SU)	GWC-6	8.04	4.24	2/20/2026	7.17	No	392	0	n/a	n/a	0.00009793	NP Inter (normality) 1 of 2
pH, Field (SU)	GWC-6RZ	8.04	4.24	2/20/2026	6.65	No	392	0	n/a	n/a	0.00009793	NP Inter (normality) 1 of 2
pH, Field (SU)	GWC-7Z	8.04	4.24	2/19/2026	7.58	No	392	0	n/a	n/a	0.00009793	NP Inter (normality) 1 of 2
pH, Field (SU)	GWC-8RR	8.04	4.24	2/19/2026	7.98	No	392	0	n/a	n/a	0.00009793	NP Inter (normality) 1 of 2
pH, Field (SU)	GWC-8Z	8.04	4.24	2/19/2026	7.01	No	392	0	n/a	n/a	0.00009793	NP Inter (normality) 1 of 2
pH, Field (SU)	GWC-9	8.04	4.24	2/18/2026	6.48	No	392	0	n/a	n/a	0.00009793	NP Inter (normality) 1 of 2
pH, Field (SU)	GWC-10	8.04	4.24	2/19/2026	6.98	No	392	0	n/a	n/a	0.00009793	NP Inter (normality) 1 of 2
pH, Field (SU)	GWC-10R	8.04	4.24	2/19/2026	7.32	No	392	0	n/a	n/a	0.00009793	NP Inter (normality) 1 of 2
pH, Field (SU)	GWC-11	8.04	4.24	2/19/2026	6.77	No	392	0	n/a	n/a	0.00009793	NP Inter (normality) 1 of 2
pH, Field (SU)	GWC-11R	8.04	4.24	2/20/2026	7.61	No	392	0	n/a	n/a	0.00009793	NP Inter (normality) 1 of 2
pH, Field (SU)	GWC-12	8.04	4.24	2/18/2026	5.94	No	392	0	n/a	n/a	0.00009793	NP Inter (normality) 1 of 2
pH, Field (SU)	GWC-13	8.04	4.24	2/19/2026	7.2	No	392	0	n/a	n/a	0.00009793	NP Inter (normality) 1 of 2
pH, Field (SU)	GWC-13RZ	8.04	4.24	2/20/2026	7.68	No	392	0	n/a	n/a	0.00009793	NP Inter (normality) 1 of 2
pH, Field (SU)	GWC-14Z	8.04	4.24	2/24/2026	5.88	No	392	0	n/a	n/a	0.00009793	NP Inter (normality) 1 of 2
pH, Field (SU)	GWC-15R	8.04	4.24	2/24/2026	7.67	No	392	0	n/a	n/a	0.00009793	NP Inter (normality) 1 of 2
pH, Field (SU)	GWC-15Z	8.04	4.24	2/24/2026	7.79	No	392	0	n/a	n/a	0.00009793	NP Inter (normality) 1 of 2
pH, Field (SU)	**GWC-44**	**8.04**	**4.24**	**2/16/2026**	**4.17**	**Yes**	**392**	**0**	**n/a**	**n/a**	**0.00009793**	**NP Inter (normality) 1 of 2**
pH, Field (SU)	GWC-45	8.04	4.24	2/17/2026	4.71	No	392	0	n/a	n/a	0.00009793	NP Inter (normality) 1 of 2
pH, Field (SU)	GWC-45R	8.04	4.24	2/17/2026	7.16	No	392	0	n/a	n/a	0.00009793	NP Inter (normality) 1 of 2
pH, Field (SU)	GWC-46R	8.04	4.24	2/16/2026	7.26	No	392	0	n/a	n/a	0.00009793	NP Inter (normality) 1 of 2
pH, Field (SU)	GWC-47	8.04	4.24	2/17/2026	7.51	No	392	0	n/a	n/a	0.00009793	NP Inter (normality) 1 of 2
pH, Field (SU)	GWC-47R	8.04	4.24	2/17/2026	7.41	No	392	0	n/a	n/a	0.00009793	NP Inter (normality) 1 of 2
pH, Field (SU)	GWC-48	8.04	4.24	2/17/2026	4.6	No	392	0	n/a	n/a	0.00009793	NP Inter (normality) 1 of 2
pH, Field (SU)	GWC-49R	8.04	4.24	2/17/2026	7.58	No	392	0	n/a	n/a	0.00009793	NP Inter (normality) 1 of 2
pH, Field (SU)	GWC-49Z	8.04	4.24	2/17/2026	4.8	No	392	0	n/a	n/a	0.00009793	NP Inter (normality) 1 of 2

Appendix III Trend Tests - Prediction Limit Exceedances - Significant Results

Plant Bowen Client: Southern Company Data: Bowen 1, 2, 9, & 10 Printed 4/22/2026, 10:44 AM

Constituent	Well	Slope	Calc.	Critical	Sig.	N	%NDs	Normality	Alpha	Method
Calcium (mg/L)	**GWA-1 (bg)**	**0.4417**	**136**	**118**	**Yes**	**26**	**0**	**n/a**	**0.01**	**NP**
Calcium (mg/L)	**GWA-4RZ (bg)**	**1.24**	**152**	**118**	**Yes**	**26**	**0**	**n/a**	**0.01**	**NP**
Calcium (mg/L)	**GWA-42 (bg)**	**1.073**	**222**	**118**	**Yes**	**26**	**0**	**n/a**	**0.01**	**NP**
Calcium (mg/L)	**GWA-43 (bg)**	**-0.6394**	**-216**	**-111**	**Yes**	**25**	**0**	**n/a**	**0.01**	**NP**
Calcium (mg/L)	**GWA-43R (bg)**	**0.5764**	**158**	**124**	**Yes**	**27**	**0**	**n/a**	**0.01**	**NP**
Calcium (mg/L)	**GWA-50 (bg)**	**-0.07722**	**-140**	**-118**	**Yes**	**26**	**0**	**n/a**	**0.01**	**NP**
Calcium (mg/L)	**GWA-50R (bg)**	**-0.4348**	**-198**	**-118**	**Yes**	**26**	**0**	**n/a**	**0.01**	**NP**
pH, Field (SU)	**GWA-1 (bg)**	**-0.02607**	**-181**	**-118**	**Yes**	**26**	**0**	**n/a**	**0.01**	**NP**
pH, Field (SU)	**GWA-2R (bg)**	**-0.05306**	**-134**	**-118**	**Yes**	**26**	**0**	**n/a**	**0.01**	**NP**
pH, Field (SU)	**GWA-4RZ (bg)**	**-0.04654**	**-165**	**-124**	**Yes**	**27**	**0**	**n/a**	**0.01**	**NP**
pH, Field (SU)	**GWA-40 (bg)**	**-0.05858**	**-162**	**-131**	**Yes**	**28**	**0**	**n/a**	**0.01**	**NP**
pH, Field (SU)	**GWA-42 (bg)**	**-0.02631**	**-136**	**-118**	**Yes**	**26**	**0**	**n/a**	**0.01**	**NP**
pH, Field (SU)	**GWA-43 (bg)**	**-0.1282**	**-244**	**-118**	**Yes**	**26**	**0**	**n/a**	**0.01**	**NP**
pH, Field (SU)	**GWA-50 (bg)**	**-0.08387**	**-202**	**-118**	**Yes**	**26**	**0**	**n/a**	**0.01**	**NP**
pH, Field (SU)	**GWA-50R (bg)**	**-0.1717**	**-205**	**-118**	**Yes**	**26**	**0**	**n/a**	**0.01**	**NP**
pH, Field (SU)	**GWC-44**	**-0.04842**	**-181**	**-131**	**Yes**	**28**	**0**	**n/a**	**0.01**	**NP**

Appendix III Trend Tests - Prediction Limit Exceedances - All Results

Plant Bowen Client: Southern Company Data: Bowen 1, 2, 9, & 10 Printed 4/22/2026, 10:44 AM

Constituent	Well	Slope	Calc.	Critical	Sig.	N	%NDs	Normality	Alpha	Method
Calcium (mg/L)	**GWA-1 (bg)**	**0.4417**	**136**	**118**	**Yes**	**26**	**0**	**n/a**	**0.01**	**NP**
Calcium (mg/L)	GWA-2 (bg)	1.701	59	118	No	26	0	n/a	0.01	NP
Calcium (mg/L)	GWA-2R (bg)	1.663	113	118	No	26	0	n/a	0.01	NP
Calcium (mg/L)	GWA-3A (bg)	0.4604	30	34	No	11	0	n/a	0.01	NP
Calcium (mg/L)	**GWA-4RZ (bg)**	**1.24**	**152**	**118**	**Yes**	**26**	**0**	**n/a**	**0.01**	**NP**
Calcium (mg/L)	GWA-39RZ (bg)	0.1218	34	105	No	24	0	n/a	0.01	NP
Calcium (mg/L)	GWA-39Z (bg)	0.1474	26	124	No	27	0	n/a	0.01	NP
Calcium (mg/L)	GWA-40 (bg)	-0.1973	-47	-118	No	26	0	n/a	0.01	NP
Calcium (mg/L)	GWA-41 (bg)	-0.2869	-17	-118	No	26	0	n/a	0.01	NP
Calcium (mg/L)	GWA-41R (bg)	0.5766	68	118	No	26	0	n/a	0.01	NP
Calcium (mg/L)	**GWA-42 (bg)**	**1.073**	**222**	**118**	**Yes**	**26**	**0**	**n/a**	**0.01**	**NP**
Calcium (mg/L)	**GWA-43 (bg)**	**-0.6394**	**-216**	**-111**	**Yes**	**25**	**0**	**n/a**	**0.01**	**NP**
Calcium (mg/L)	**GWA-43R (bg)**	**0.5764**	**158**	**124**	**Yes**	**27**	**0**	**n/a**	**0.01**	**NP**
Calcium (mg/L)	**GWA-50 (bg)**	**-0.07722**	**-140**	**-118**	**Yes**	**26**	**0**	**n/a**	**0.01**	**NP**
Calcium (mg/L)	**GWA-50R (bg)**	**-0.4348**	**-198**	**-118**	**Yes**	**26**	**0**	**n/a**	**0.01**	**NP**
Calcium (mg/L)	GWC-9	0.069	15	118	No	26	0	n/a	0.01	NP
Calcium (mg/L)	GWC-12	0	0	118	No	26	0	n/a	0.01	NP
pH, Field (SU)	**GWA-1 (bg)**	**-0.02607**	**-181**	**-118**	**Yes**	**26**	**0**	**n/a**	**0.01**	**NP**
pH, Field (SU)	GWA-2 (bg)	-0.002491	-4	-118	No	26	0	n/a	0.01	NP
pH, Field (SU)	**GWA-2R (bg)**	**-0.05306**	**-134**	**-118**	**Yes**	**26**	**0**	**n/a**	**0.01**	**NP**
pH, Field (SU)	GWA-3A (bg)	0.237	77	111	No	25	0	n/a	0.01	NP
pH, Field (SU)	**GWA-4RZ (bg)**	**-0.04654**	**-165**	**-124**	**Yes**	**27**	**0**	**n/a**	**0.01**	**NP**
pH, Field (SU)	GWA-39RZ (bg)	-0.04112	-103	-105	No	24	0	n/a	0.01	NP
pH, Field (SU)	GWA-39Z (bg)	-0.02985	-64	-124	No	27	0	n/a	0.01	NP
pH, Field (SU)	**GWA-40 (bg)**	**-0.05858**	**-162**	**-131**	**Yes**	**28**	**0**	**n/a**	**0.01**	**NP**
pH, Field (SU)	GWA-41 (bg)	-0.05338	-104	-118	No	26	0	n/a	0.01	NP
pH, Field (SU)	GWA-41R (bg)	-0.05508	-116	-118	No	26	0	n/a	0.01	NP
pH, Field (SU)	**GWA-42 (bg)**	**-0.02631**	**-136**	**-118**	**Yes**	**26**	**0**	**n/a**	**0.01**	**NP**
pH, Field (SU)	**GWA-43 (bg)**	**-0.1282**	**-244**	**-118**	**Yes**	**26**	**0**	**n/a**	**0.01**	**NP**
pH, Field (SU)	GWA-43R (bg)	-0.01119	-101	-124	No	27	0	n/a	0.01	NP
pH, Field (SU)	**GWA-50 (bg)**	**-0.08387**	**-202**	**-118**	**Yes**	**26**	**0**	**n/a**	**0.01**	**NP**
pH, Field (SU)	**GWA-50R (bg)**	**-0.1717**	**-205**	**-118**	**Yes**	**26**	**0**	**n/a**	**0.01**	**NP**
pH, Field (SU)	**GWC-44**	**-0.04842**	**-181**	**-131**	**Yes**	**28**	**0**	**n/a**	**0.01**	**NP**

Appendix I Intrawell Prediction Limits - Resample - All Results (No Significant)

Plant Bowen Client: Southern Company Data: Bowen 1, 2, 9, & 10 Printed 6/10/2026, 11:00 AM

Constituent	Well	Upper Lim.	Lower Lim.	Date	Observ.	Sig.	Bg N	%NDs	ND Adj.	Transform	Alpha	Method
Beryllium (mg/L)	GWC-5	0.0009	n/a	5/13/2026	0.00064	No	47	38.3	n/a	n/a	0.0008745	NP Intra (normality) 1 of 2

Appendix III Intrawell Prediction Limits - Resample - All Results (No Significant)

Plant Bowen Client: Southern Company Data: Bowen 1, 2, 9, & 10 Printed 6/10/2026, 11:08 AM

Constituent	Well	Upper Lim.	Lower Lim.	Date	Observ.	Sig.	Bg N	%NDs	ND Adj.	Transform	Alpha	Method
Calcium (mg/L)	GWC-5	9.83	n/a	5/13/2026	1.3	No	25	0	None	ln(x)	0.0002894	Param Intra 1 of 2
Calcium (mg/L)	GWC-48	10.48	n/a	5/13/2026	4.6	No	25	4	None	sqrt(x)	0.0002894	Param Intra 1 of 2
Sulfate (mg/L)	GWC-5	2.057	n/a	5/13/2026	0.91J	No	25	0	None	No	0.0002894	Param Intra 1 of 2
Sulfate (mg/L)	GWC-48	36.05	n/a	5/13/2026	10.4	No	27	0	None	ln(x)	0.0002894	Param Intra 1 of 2

Appendix I Interwell Prediction Limits - Resample - All/Significant Results

Plant Bowen Client: Southern Company Data: Bowen 1, 2, 9, & 10 Printed 6/10/2026, 11:02 AM

Constituent	Well	Upper Lim.	Lower Lim.	Date	Observ.	Sig.	Bg N	%NDs	ND Adj.	Transform	Alpha	Method
Mercury (mg/L)	**GWC-48**	**0.0002**	**n/a**	**5/13/2026**	**0.00067**	**Yes**	**515**	**93.59**	**n/a**	**n/a**	**0.00004896**	**NP Inter (NDs) 1 of 2**

Appendix III Interwell Prediction Limits - Resample - All Results (No Significant)

Plant Bowen Client: Southern Company Data: Bowen 1, 2, 9, & 10 Printed 6/10/2026, 11:10 AM

Constituent	Well	Upper Lim.	Lower Lim.	Date	Observ.	Sig.	Bg N	%NDs	ND Adj.	Transform	Alpha	Method
Chloride (mg/L)	GWC-5	11.9	n/a	5/13/2026	0.8J	No	388	0.5155	n/a	n/a	0.00004896	NP Inter (normality) 1 of 2
Chloride (mg/L)	GWC-48	11.9	n/a	5/13/2026	6.4	No	388	0.5155	n/a	n/a	0.00004896	NP Inter (normality) 1 of 2
pH, Field (SU)	GWC-5	8.04	4.24	5/13/2026	5.38	No	392	0	n/a	n/a	0.00009793	NP Inter (normality) 1 of 2
pH, Field (SU)	GWC-48	8.04	4.24	5/13/2026	4.55	No	392	0	n/a	n/a	0.00009793	NP Inter (normality) 1 of 2

FIGURE A.

Sanitas™ v.10.1.08 Software licensed to Groundwater Stats Consulting. UG
Hollow symbols indicate censored values.

Time Series

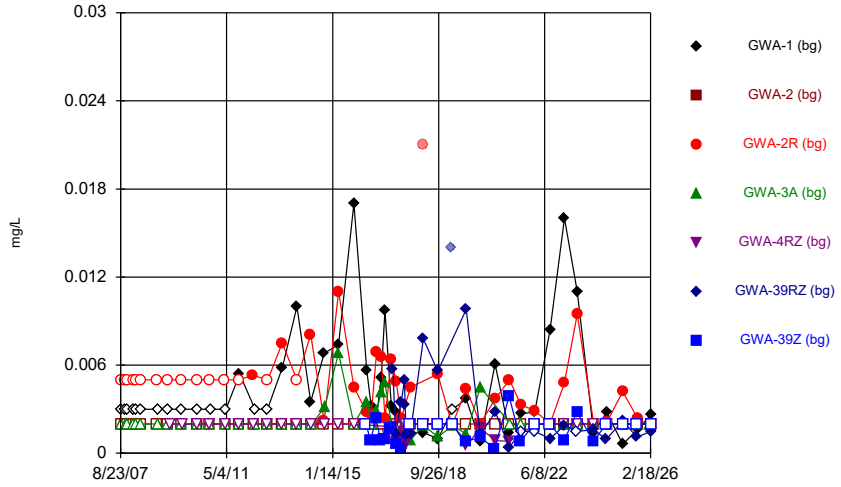

Constituent: Antimony Analysis Run 8/10/2026 3:44 PM
Plant Bowen Client: Southern Company Data: Bowen 1, 2, 9, & 10

Sanitas™ v.10.1.08 Software licensed to Groundwater Stats Consulting. UG
Hollow symbols indicate censored values.

Time Series

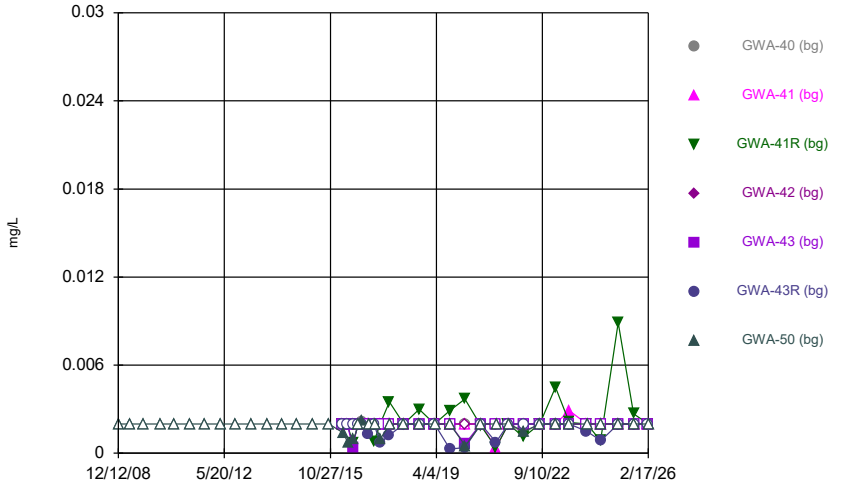

Constituent: Antimony Analysis Run 8/10/2026 3:44 PM
Plant Bowen Client: Southern Company Data: Bowen 1, 2, 9, & 10

Sanitas™ v.10.1.08 Software licensed to Groundwater Stats Consulting. UG
Hollow symbols indicate censored values.

Time Series

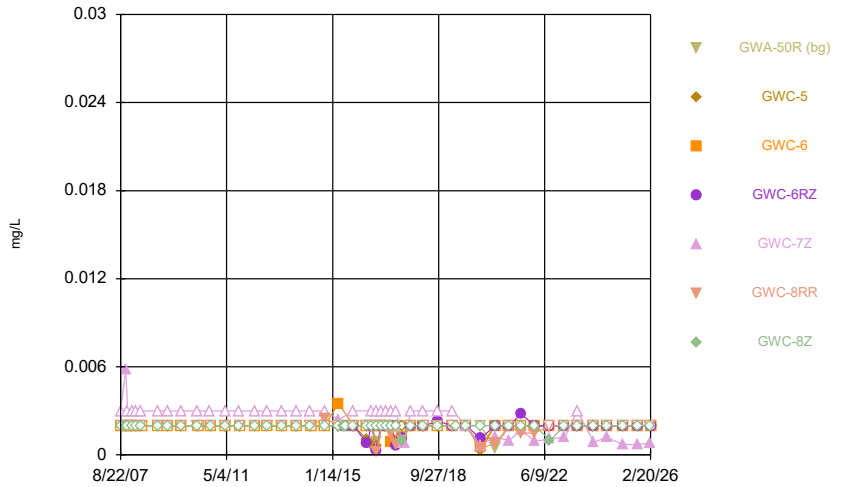

Constituent: Antimony Analysis Run 8/10/2026 3:44 PM
Plant Bowen Client: Southern Company Data: Bowen 1, 2, 9, & 10

Sanitas™ v.10.1.08 Software licensed to Groundwater Stats Consulting. UG
Hollow symbols indicate censored values.

Time Series

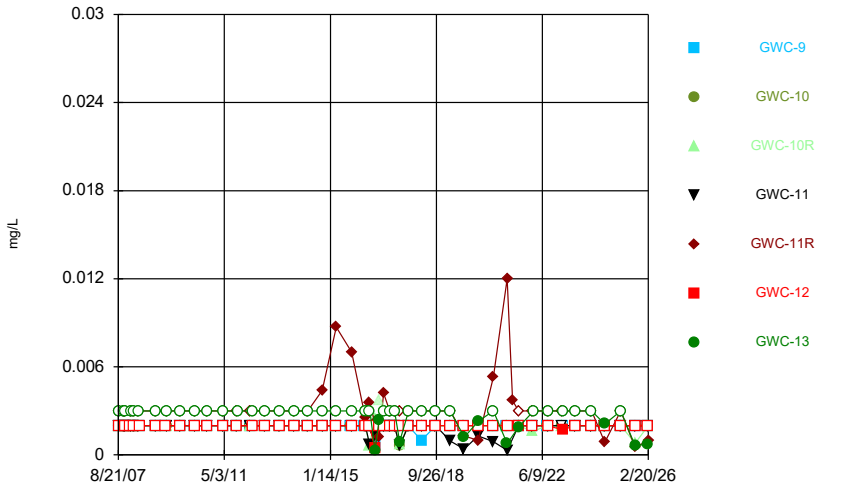

Constituent: Antimony Analysis Run 8/10/2026 3:44 PM
Plant Bowen Client: Southern Company Data: Bowen 1, 2, 9, & 10

Sanitas™ v.10.1.08 Software licensed to Groundwater Stats Consulting. UG
Hollow symbols indicate censored values.

Time Series

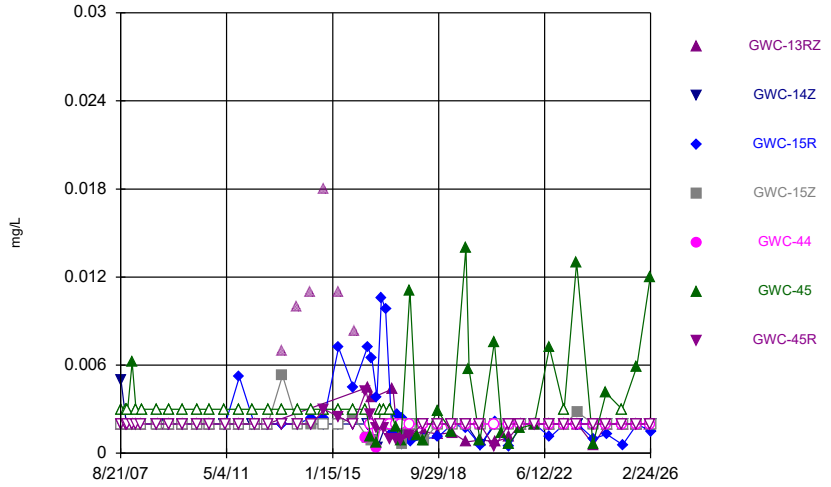

Constituent: Antimony Analysis Run 8/10/2026 3:44 PM
Plant Bowen Client: Southern Company Data: Bowen 1, 2, 9, & 10

Sanitas™ v.10.1.08 Software licensed to Groundwater Stats Consulting. UG
Hollow symbols indicate censored values.

Time Series

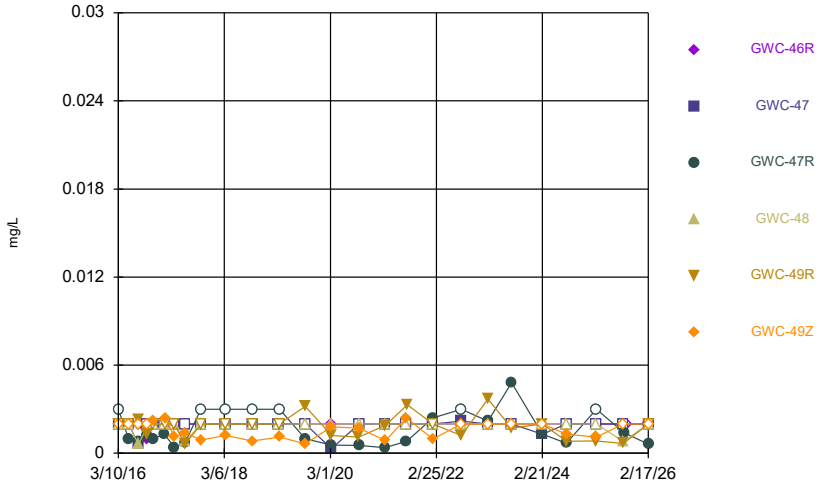

Constituent: Antimony Analysis Run 8/10/2026 3:44 PM
Plant Bowen Client: Southern Company Data: Bowen 1, 2, 9, & 10

Sanitas™ v.10.1.08 Software licensed to Groundwater Stats Consulting. UG
Hollow symbols indicate censored values.

Time Series

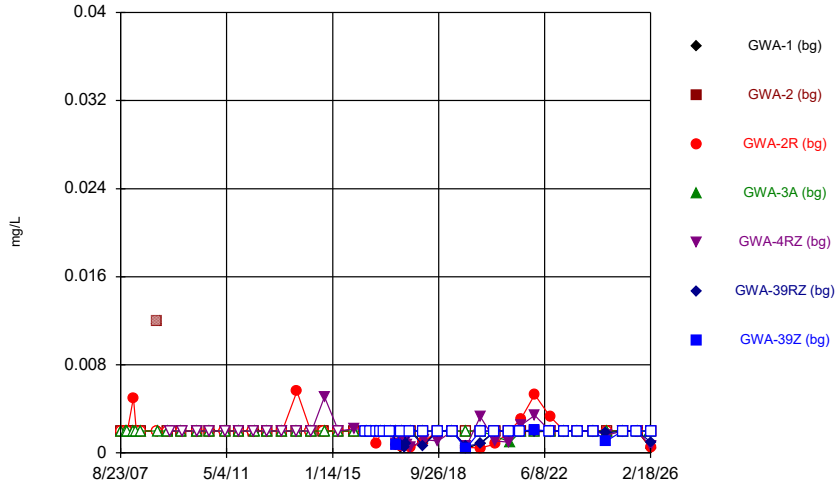

Constituent: Arsenic Analysis Run 8/10/2026 3:44 PM
Plant Bowen Client: Southern Company Data: Bowen 1, 2, 9, & 10

Sanitas™ v.10.1.08 Software licensed to Groundwater Stats Consulting. UG
Hollow symbols indicate censored values.

Time Series

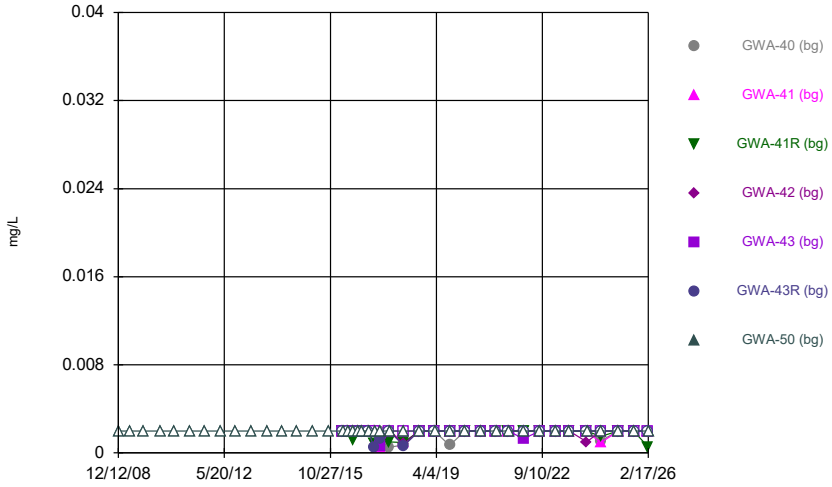

Constituent: Arsenic Analysis Run 8/10/2026 3:44 PM
Plant Bowen Client: Southern Company Data: Bowen 1, 2, 9, & 10

Sanitas™ v.10.1.08 Software licensed to Groundwater Stats Consulting. UG
Hollow symbols indicate censored values.

Time Series

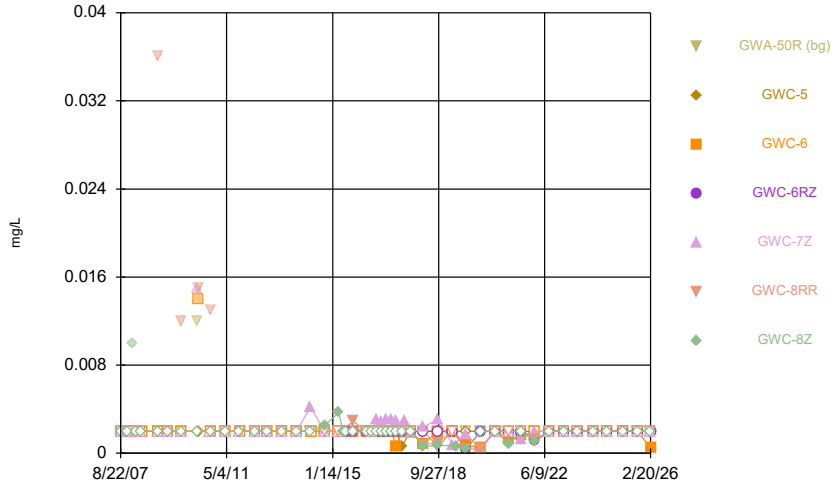

Constituent: Arsenic Analysis Run 8/10/2026 3:44 PM
Plant Bowen Client: Southern Company Data: Bowen 1, 2, 9, & 10

Sanitas™ v.10.1.08 Software licensed to Groundwater Stats Consulting. UG
Hollow symbols indicate censored values.

Time Series

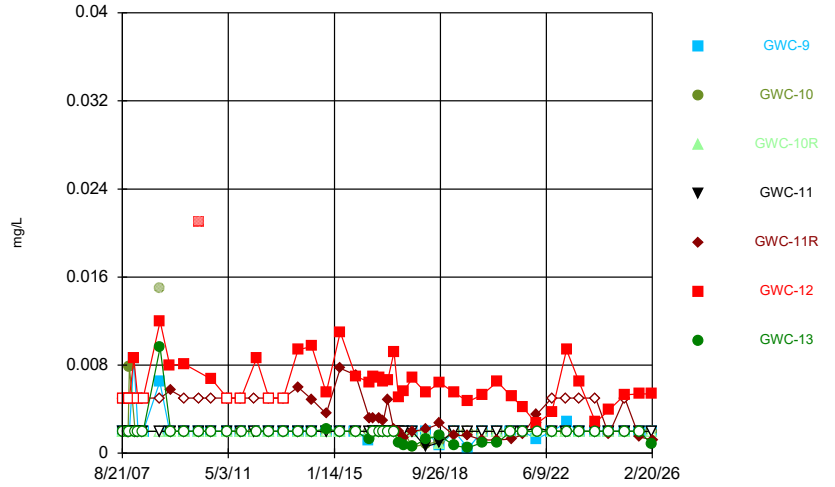

Constituent: Arsenic Analysis Run 8/10/2026 3:44 PM
Plant Bowen Client: Southern Company Data: Bowen 1, 2, 9, & 10

Sanitas™ v.10.1.08 Software licensed to Groundwater Stats Consulting. UG
Hollow symbols indicate censored values.

Time Series

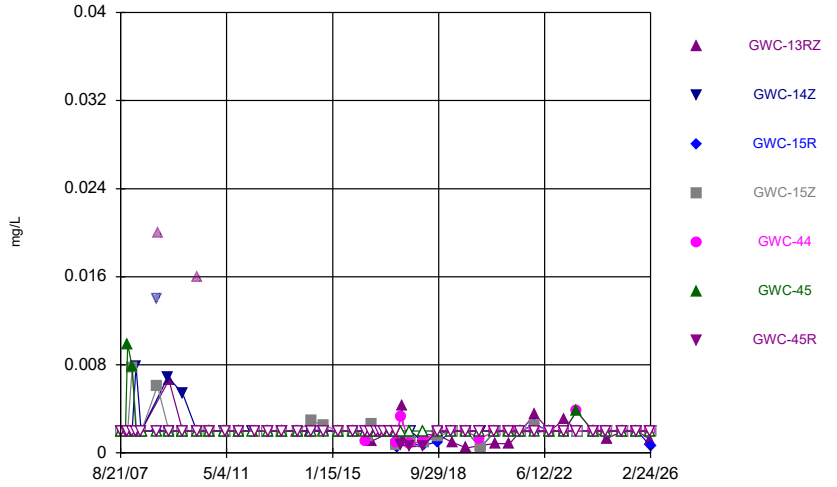

Constituent: Arsenic Analysis Run 8/10/2026 3:44 PM
Plant Bowen Client: Southern Company Data: Bowen 1, 2, 9, & 10

Sanitas™ v.10.1.08 Software licensed to Groundwater Stats Consulting. UG
Hollow symbols indicate censored values.

Time Series

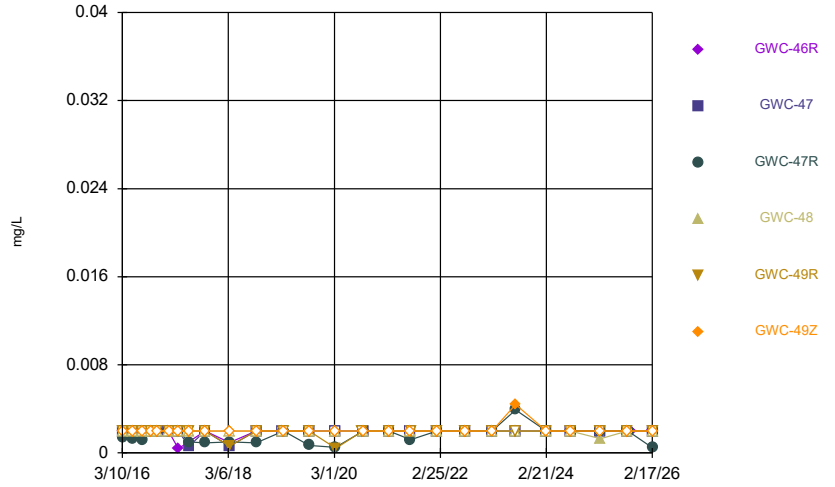

Constituent: Arsenic Analysis Run 8/10/2026 3:44 PM
Plant Bowen Client: Southern Company Data: Bowen 1, 2, 9, & 10

Sanitas™ v.10.1.08 Software licensed to Groundwater Stats Consulting. UG

Time Series

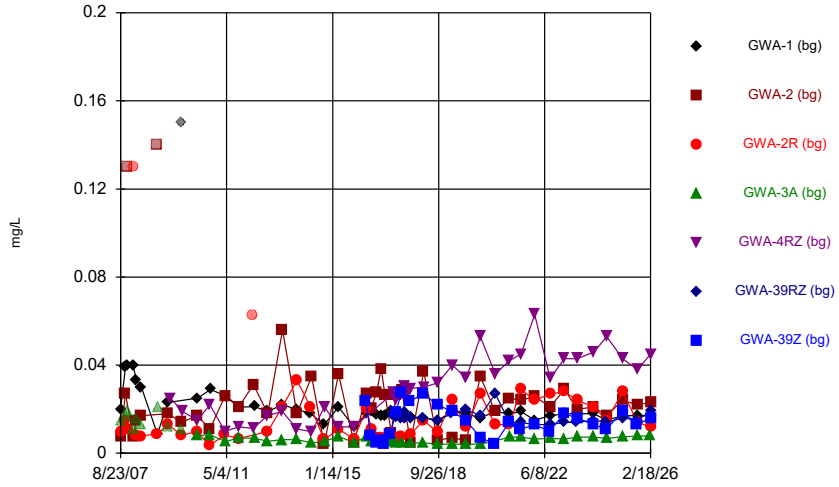

Constituent: Barium Analysis Run 8/10/2026 3:44 PM

Plant Bowen Client: Southern Company Data: Bowen 1, 2, 9, & 10

Sanitas™ v.10.1.08 Software licensed to Groundwater Stats Consulting. UG

Time Series

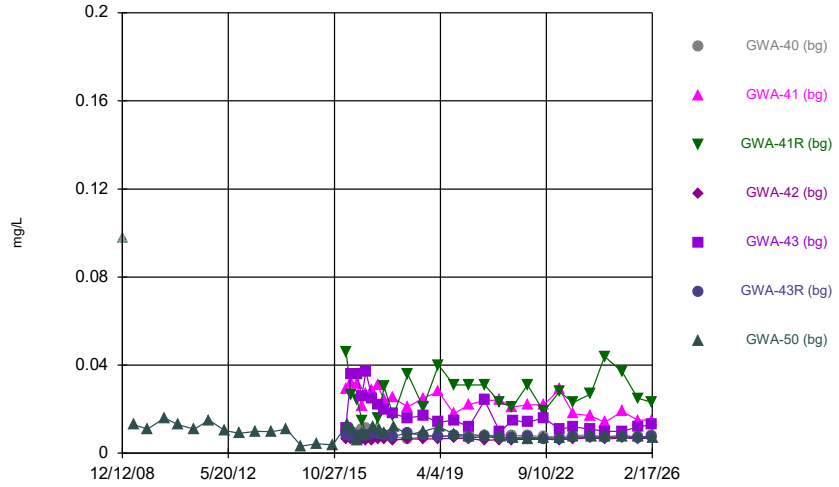

Constituent: Barium Analysis Run 8/10/2026 3:44 PM

Plant Bowen Client: Southern Company Data: Bowen 1, 2, 9, & 10

Sanitas™ v.10.1.08 Software licensed to Groundwater Stats Consulting. UG

Time Series

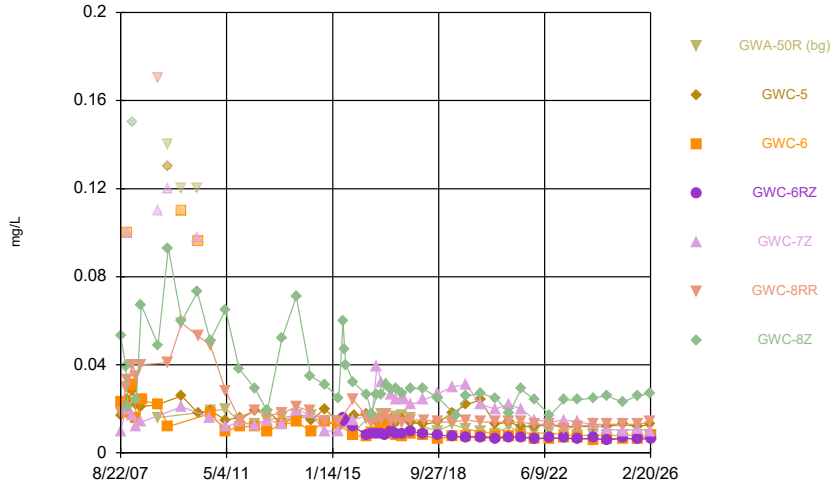

Constituent: Barium Analysis Run 8/10/2026 3:44 PM

Plant Bowen Client: Southern Company Data: Bowen 1, 2, 9, & 10

Sanitas™ v.10.1.08 Software licensed to Groundwater Stats Consulting. UG

Time Series

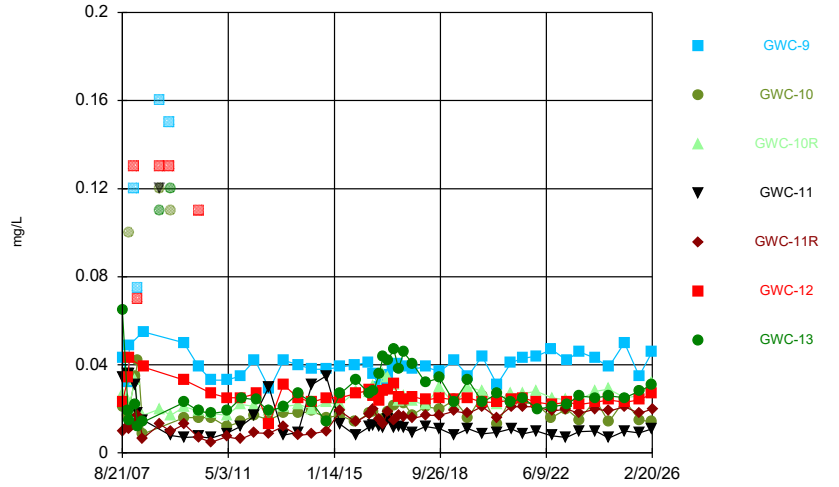

Constituent: Barium Analysis Run 8/10/2026 3:44 PM

Plant Bowen Client: Southern Company Data: Bowen 1, 2, 9, & 10

Sanitas™ v.10.1.08 Software licensed to Groundwater Stats Consulting. UG

Time Series

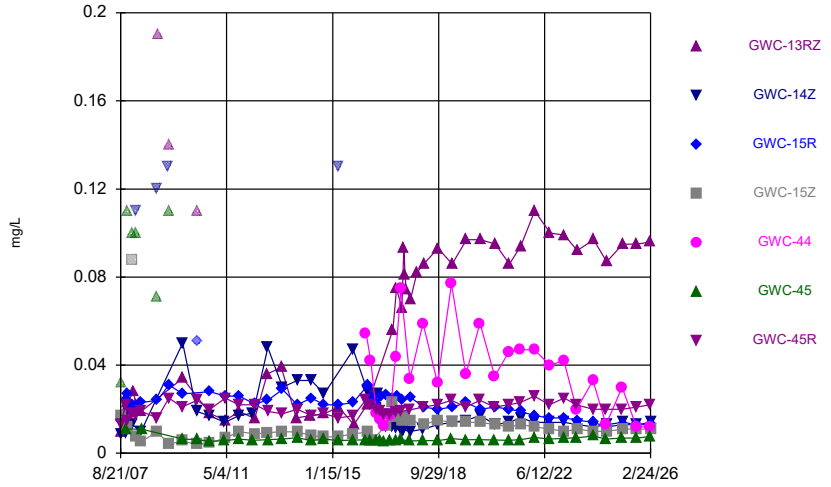

Constituent: Barium Analysis Run 8/10/2026 3:44 PM

Plant Bowen Client: Southern Company Data: Bowen 1, 2, 9, & 10

Sanitas™ v.10.1.08 Software licensed to Groundwater Stats Consulting. UG

Hollow symbols indicate censored values.

Time Series

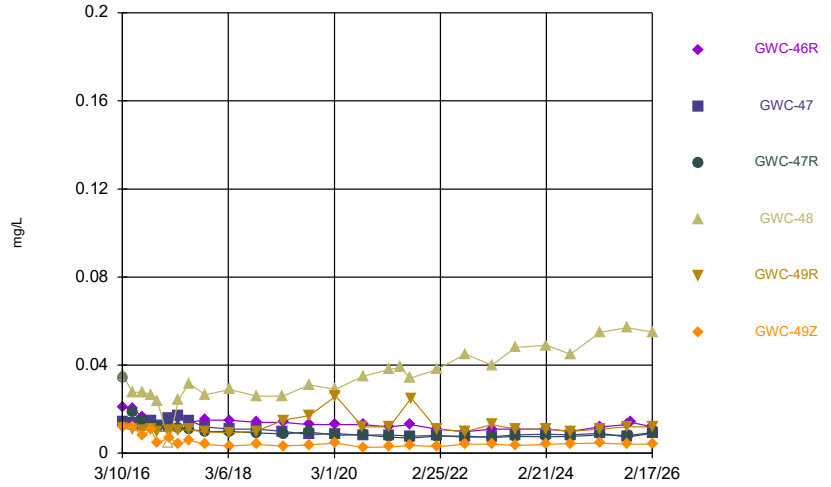

Constituent: Barium Analysis Run 8/10/2026 3:44 PM

Plant Bowen Client: Southern Company Data: Bowen 1, 2, 9, & 10

Sanitas™ v.10.1.08 Software licensed to Groundwater Stats Consulting. UG

Hollow symbols indicate censored values.

Time Series

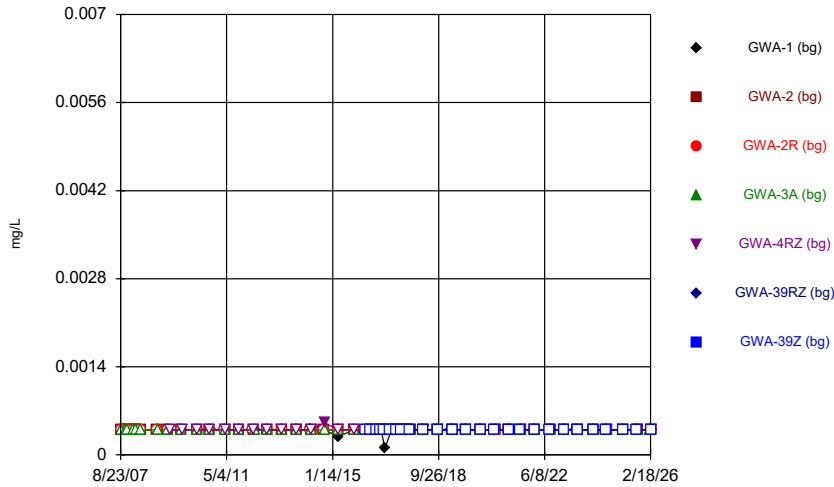

Constituent: Beryllium Analysis Run 8/10/2026 3:44 PM

Plant Bowen Client: Southern Company Data: Bowen 1, 2, 9, & 10

Sanitas™ v.10.1.08 Software licensed to Groundwater Stats Consulting. UG

Hollow symbols indicate censored values.

Time Series

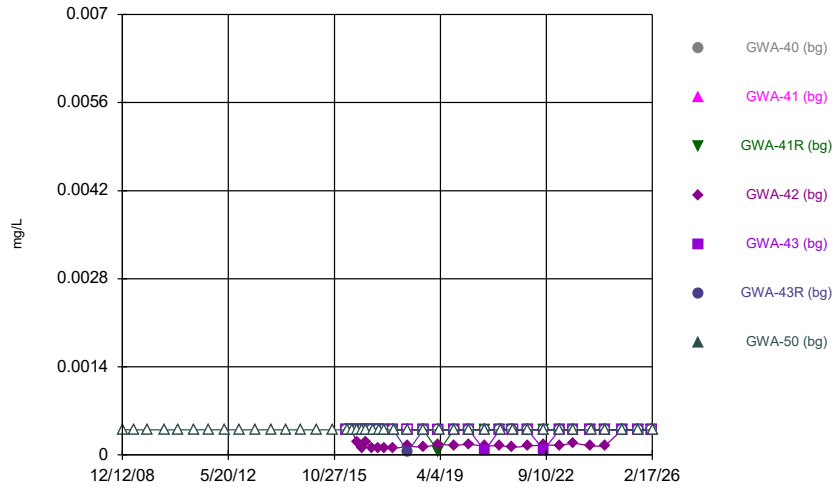

Constituent: Beryllium Analysis Run 8/10/2026 3:44 PM

Plant Bowen Client: Southern Company Data: Bowen 1, 2, 9, & 10

Sanitas™ v.10.1.08 Software licensed to Groundwater Stats Consulting. UG
Hollow symbols indicate censored values.

Time Series

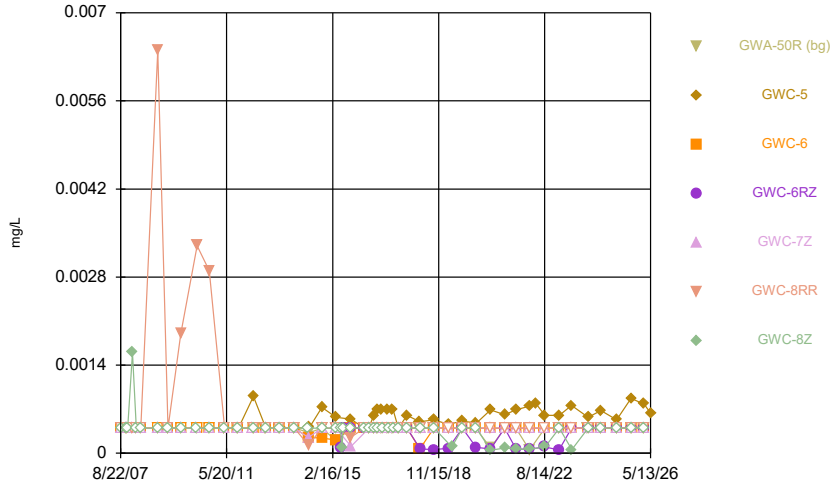

Constituent: Beryllium Analysis Run 8/10/2026 3:44 PM
Plant Bowen Client: Southern Company Data: Bowen 1, 2, 9, & 10

Sanitas™ v.10.1.08 Software licensed to Groundwater Stats Consulting. UG
Hollow symbols indicate censored values.

Time Series

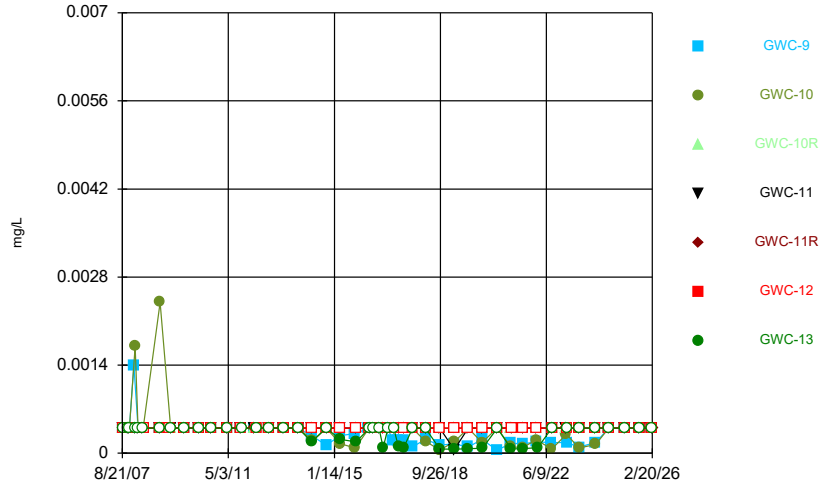

Constituent: Beryllium Analysis Run 8/10/2026 3:44 PM
Plant Bowen Client: Southern Company Data: Bowen 1, 2, 9, & 10

Sanitas™ v.10.1.08 Software licensed to Groundwater Stats Consulting. UG
Hollow symbols indicate censored values.

Time Series

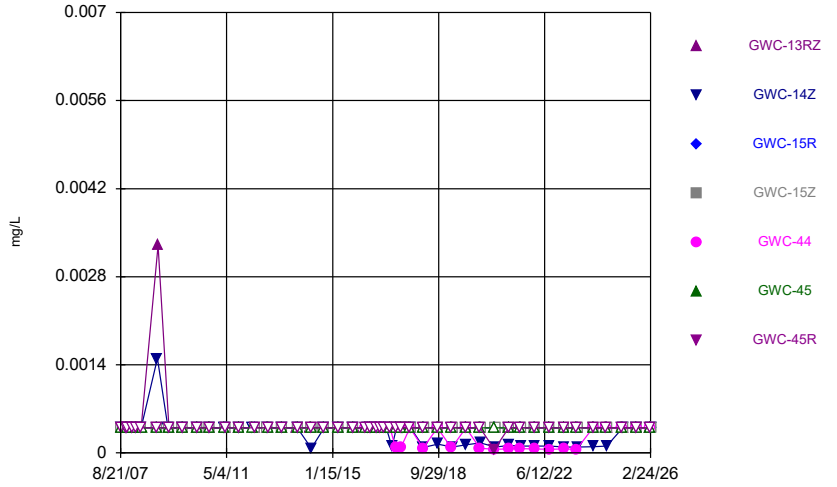

Constituent: Beryllium Analysis Run 8/10/2026 3:45 PM
Plant Bowen Client: Southern Company Data: Bowen 1, 2, 9, & 10

Sanitas™ v.10.1.08 Software licensed to Groundwater Stats Consulting. UG
Hollow symbols indicate censored values.

Time Series

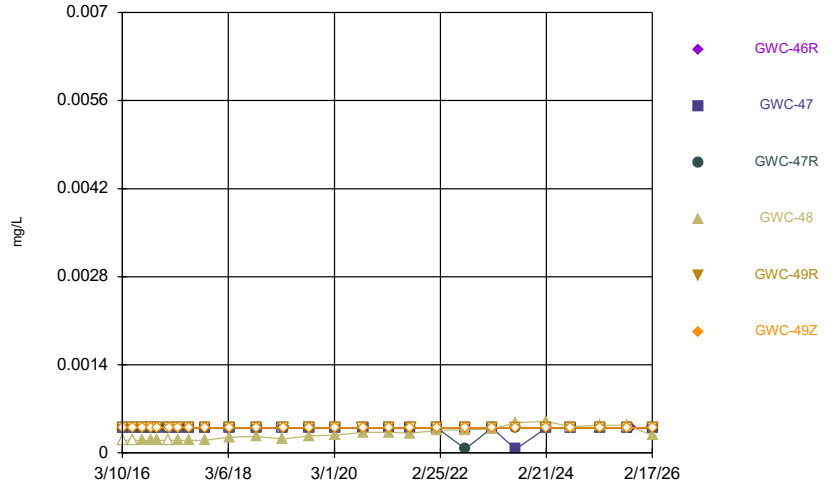

Constituent: Beryllium Analysis Run 8/10/2026 3:45 PM
Plant Bowen Client: Southern Company Data: Bowen 1, 2, 9, & 10

Sanitas™ v.10.1.08 Software licensed to Groundwater Stats Consulting. UG
Hollow symbols indicate censored values.

Time Series

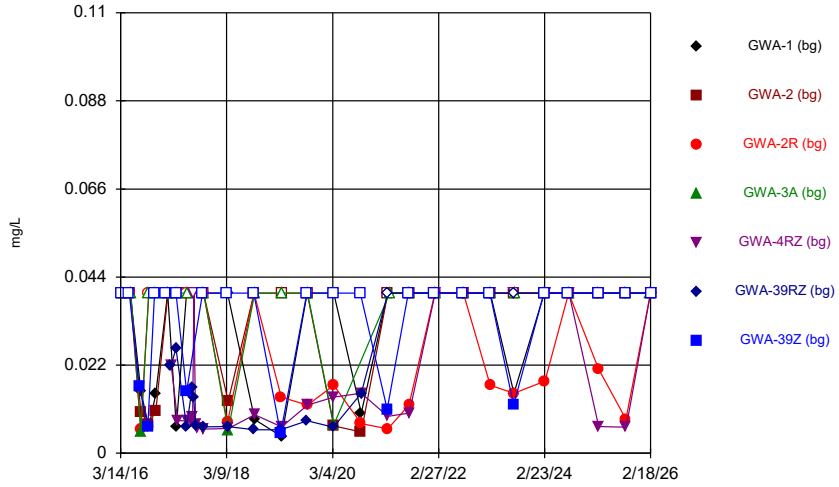

Constituent: Boron Analysis Run 8/10/2026 3:45 PM
Plant Bowen Client: Southern Company Data: Bowen 1, 2, 9, & 10

Sanitas™ v.10.1.08 Software licensed to Groundwater Stats Consulting. UG
Hollow symbols indicate censored values.

Time Series

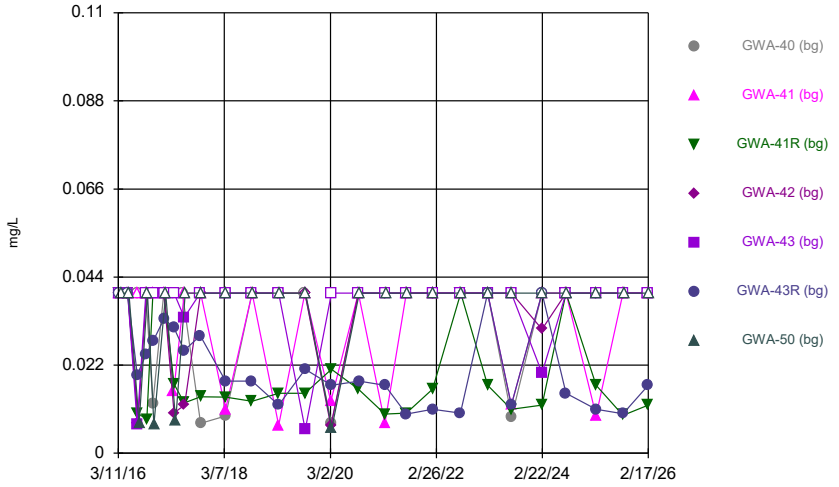

Constituent: Boron Analysis Run 8/10/2026 3:45 PM
Plant Bowen Client: Southern Company Data: Bowen 1, 2, 9, & 10

Sanitas™ v.10.1.08 Software licensed to Groundwater Stats Consulting. UG
Hollow symbols indicate censored values.

Time Series

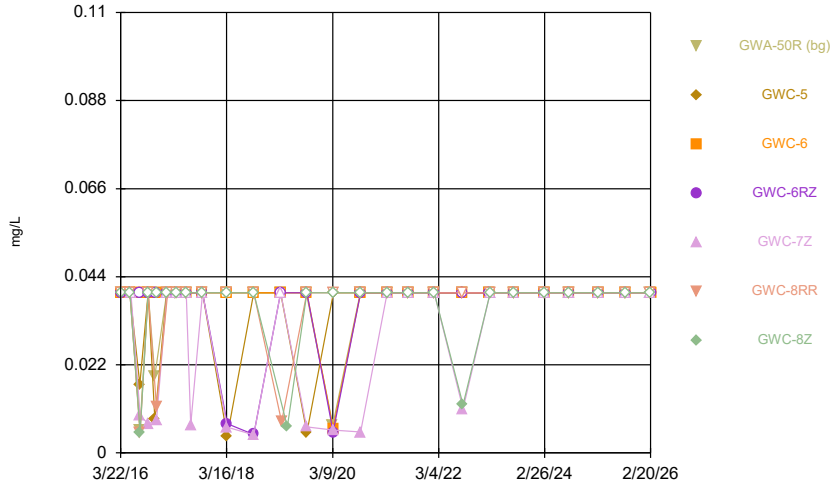

Constituent: Boron Analysis Run 8/10/2026 3:45 PM
Plant Bowen Client: Southern Company Data: Bowen 1, 2, 9, & 10

Sanitas™ v.10.1.08 Software licensed to Groundwater Stats Consulting. UG
Hollow symbols indicate censored values.

Time Series

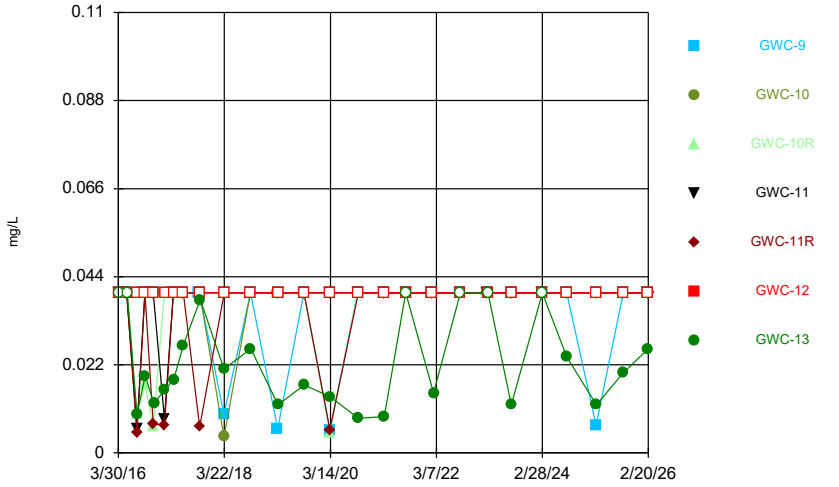

Constituent: Boron Analysis Run 8/10/2026 3:45 PM
Plant Bowen Client: Southern Company Data: Bowen 1, 2, 9, & 10

Sanitas™ v.10.1.08 Software licensed to Groundwater Stats Consulting. UG
Hollow symbols indicate censored values.

Time Series

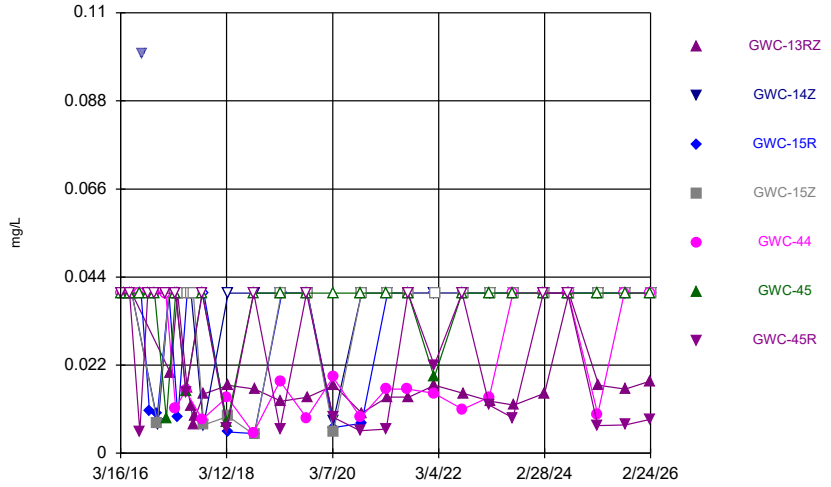

Constituent: Boron Analysis Run 8/10/2026 3:45 PM
Plant Bowen Client: Southern Company Data: Bowen 1, 2, 9, & 10

Sanitas™ v.10.1.08 Software licensed to Groundwater Stats Consulting. UG
Hollow symbols indicate censored values.

Time Series

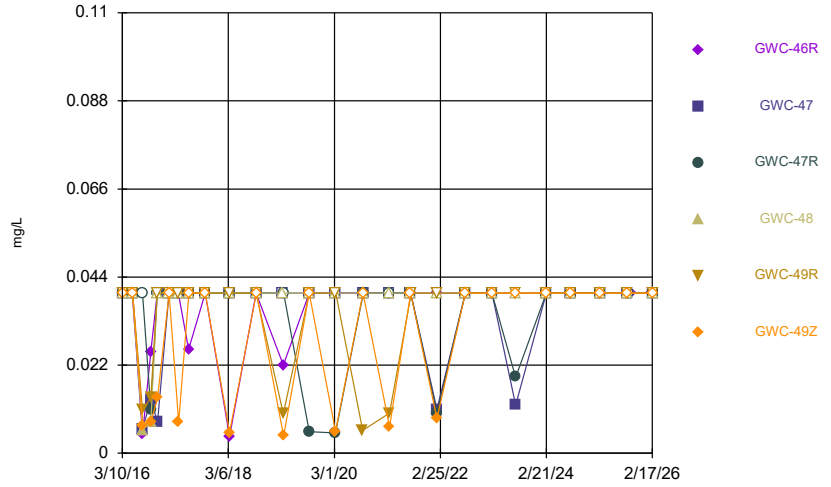

Constituent: Boron Analysis Run 8/10/2026 3:45 PM
Plant Bowen Client: Southern Company Data: Bowen 1, 2, 9, & 10

Sanitas™ v.10.1.08 Software licensed to Groundwater Stats Consulting. UG
Hollow symbols indicate censored values.

Time Series

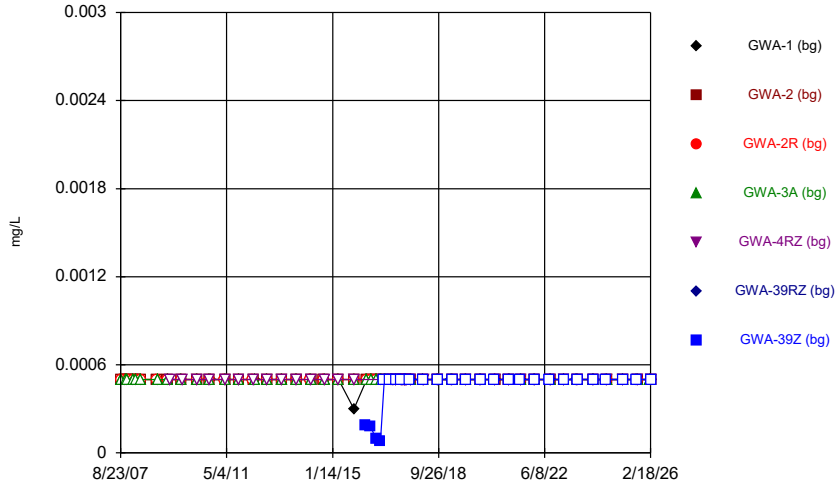

Constituent: Cadmium Analysis Run 8/10/2026 3:45 PM
Plant Bowen Client: Southern Company Data: Bowen 1, 2, 9, & 10

Sanitas™ v.10.1.08 Software licensed to Groundwater Stats Consulting. UG
Hollow symbols indicate censored values.

Time Series

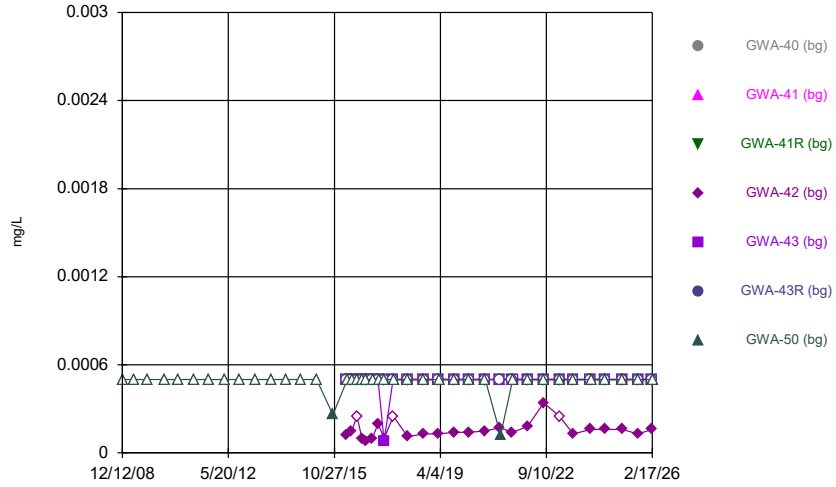

Constituent: Cadmium Analysis Run 8/10/2026 3:45 PM
Plant Bowen Client: Southern Company Data: Bowen 1, 2, 9, & 10

Sanitas™ v.10.1.08 Software licensed to Groundwater Stats Consulting. UG
Hollow symbols indicate censored values.

Time Series

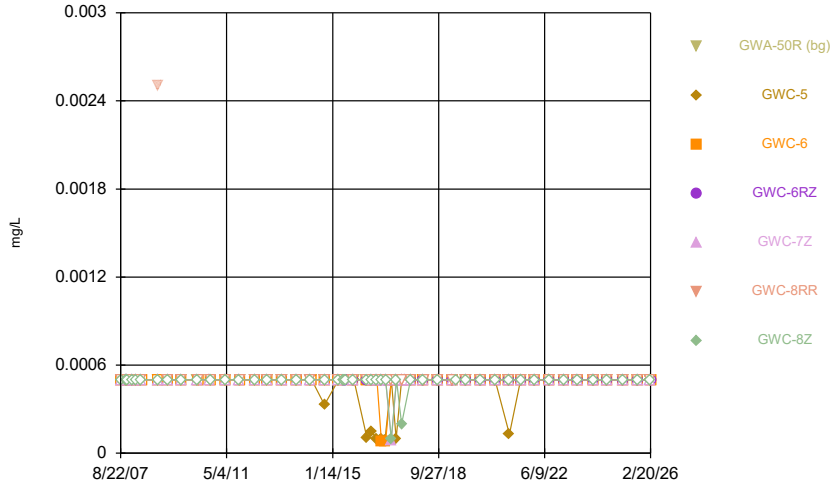

Constituent: Cadmium Analysis Run 8/10/2026 3:45 PM
Plant Bowen Client: Southern Company Data: Bowen 1, 2, 9, & 10

Sanitas™ v.10.1.08 Software licensed to Groundwater Stats Consulting. UG
Hollow symbols indicate censored values.

Time Series

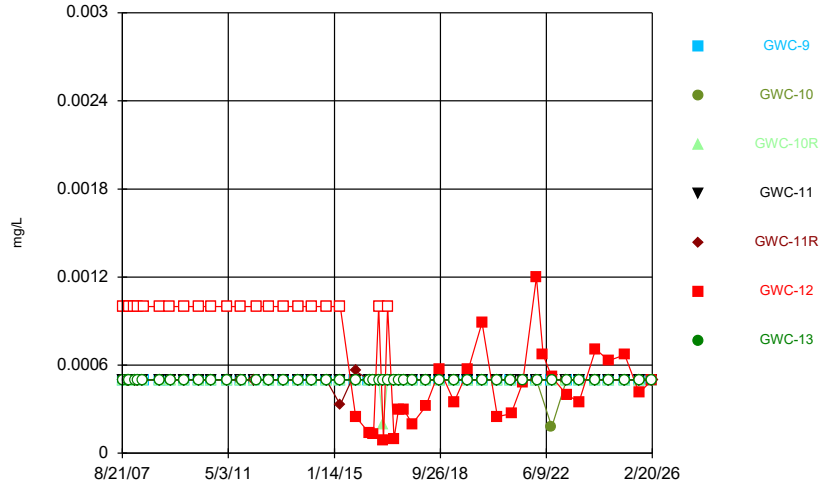

Constituent: Cadmium Analysis Run 8/10/2026 3:45 PM
Plant Bowen Client: Southern Company Data: Bowen 1, 2, 9, & 10

Sanitas™ v.10.1.08 Software licensed to Groundwater Stats Consulting. UG
Hollow symbols indicate censored values.

Time Series

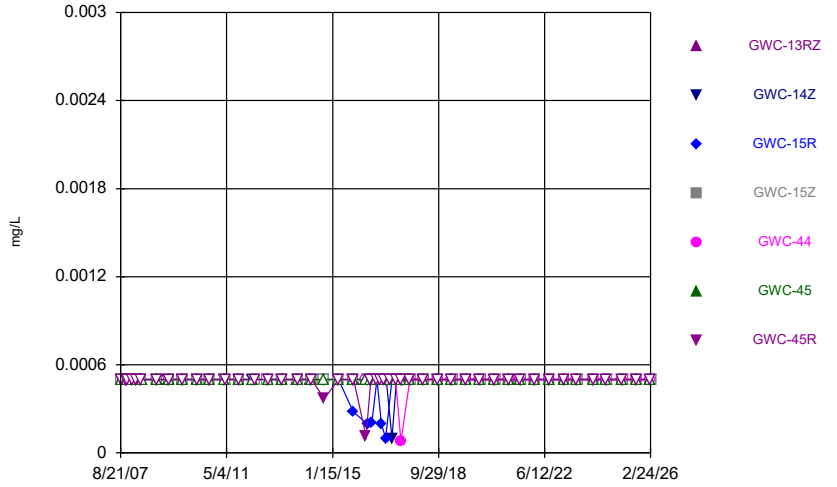

Constituent: Cadmium Analysis Run 8/10/2026 3:45 PM
Plant Bowen Client: Southern Company Data: Bowen 1, 2, 9, & 10

Sanitas™ v.10.1.08 Software licensed to Groundwater Stats Consulting. UG
Hollow symbols indicate censored values.

Time Series

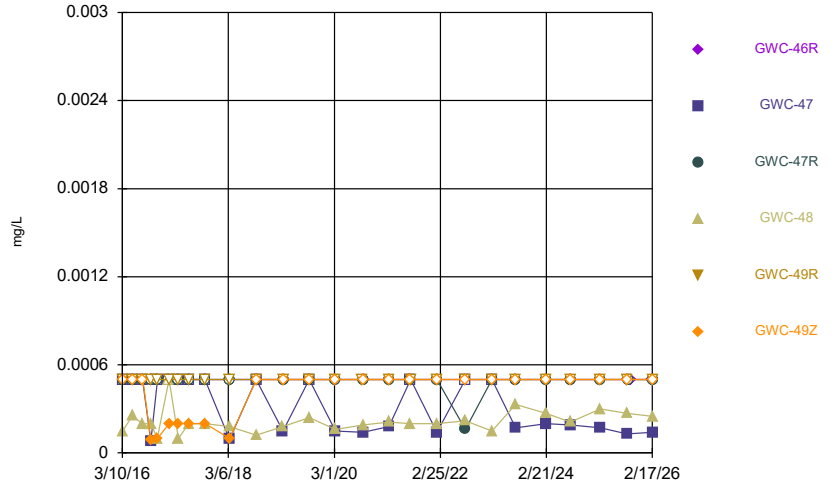

Constituent: Cadmium Analysis Run 8/10/2026 3:45 PM
Plant Bowen Client: Southern Company Data: Bowen 1, 2, 9, & 10

Sanitas™ v.10.1.08 Software licensed to Groundwater Stats Consulting. UG

Time Series

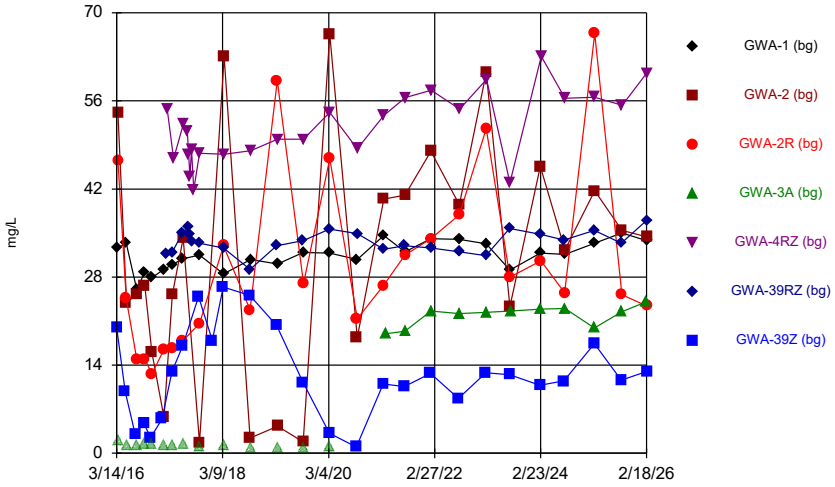

Constituent: Calcium Analysis Run 8/10/2026 3:45 PM

Plant Bowen Client: Southern Company Data: Bowen 1, 2, 9, & 10

Sanitas™ v.10.1.08 Software licensed to Groundwater Stats Consulting. UG

Time Series

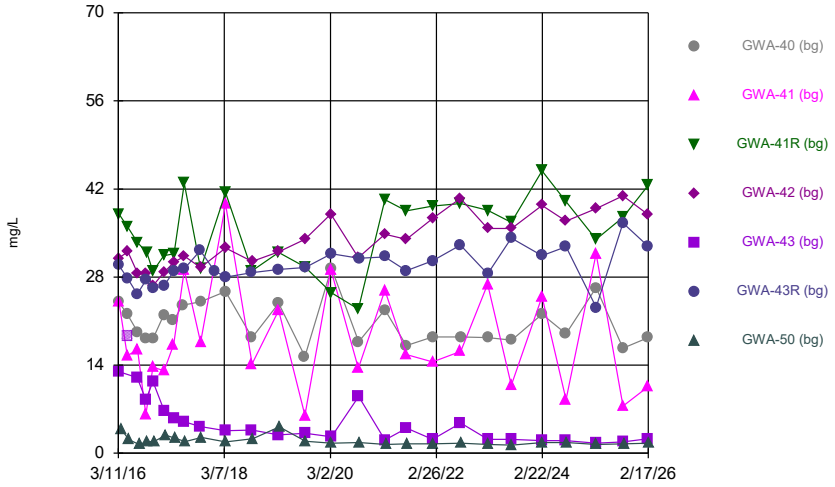

Constituent: Calcium Analysis Run 8/10/2026 3:45 PM

Plant Bowen Client: Southern Company Data: Bowen 1, 2, 9, & 10

Sanitas™ v.10.1.08 Software licensed to Groundwater Stats Consulting. UG

Time Series

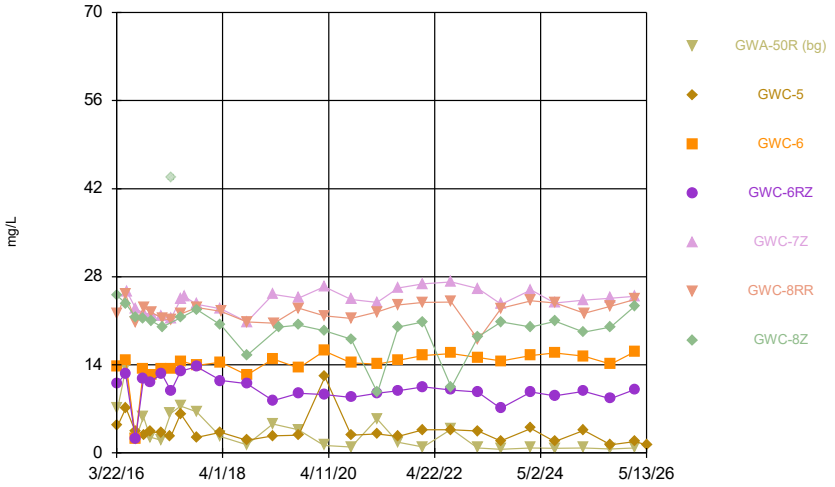

Constituent: Calcium Analysis Run 8/10/2026 3:45 PM

Plant Bowen Client: Southern Company Data: Bowen 1, 2, 9, & 10

Sanitas™ v.10.1.08 Software licensed to Groundwater Stats Consulting. UG

Time Series

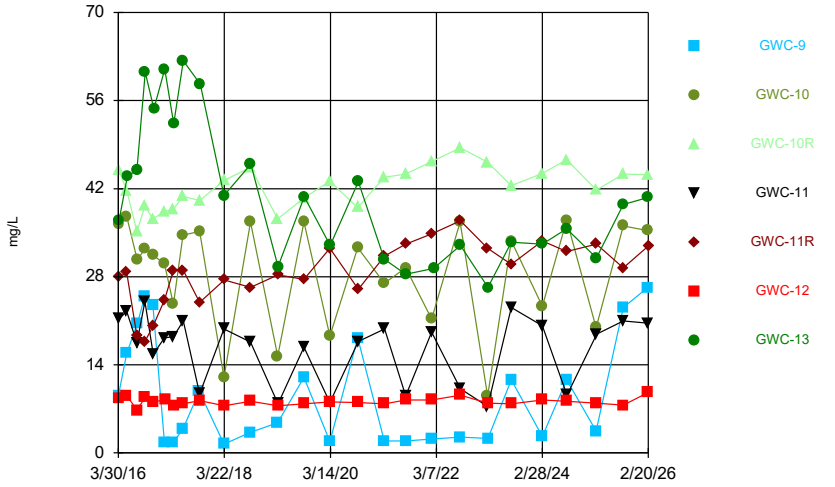

Constituent: Calcium Analysis Run 8/10/2026 3:45 PM

Plant Bowen Client: Southern Company Data: Bowen 1, 2, 9, & 10

Sanitas™ v.10.1.08 Software licensed to Groundwater Stats Consulting. UG

Time Series

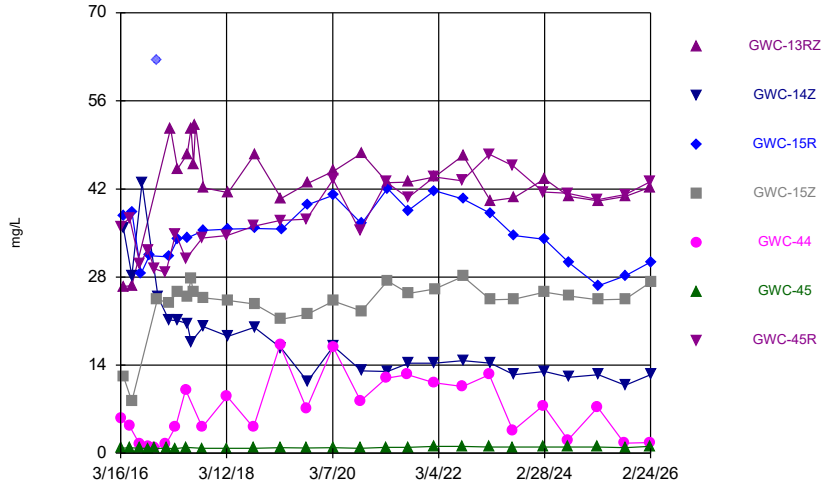

Constituent: Calcium Analysis Run 8/10/2026 3:45 PM

Plant Bowen Client: Southern Company Data: Bowen 1, 2, 9, & 10

Sanitas™ v.10.1.08 Software licensed to Groundwater Stats Consulting. UG

Hollow symbols indicate censored values.

Time Series

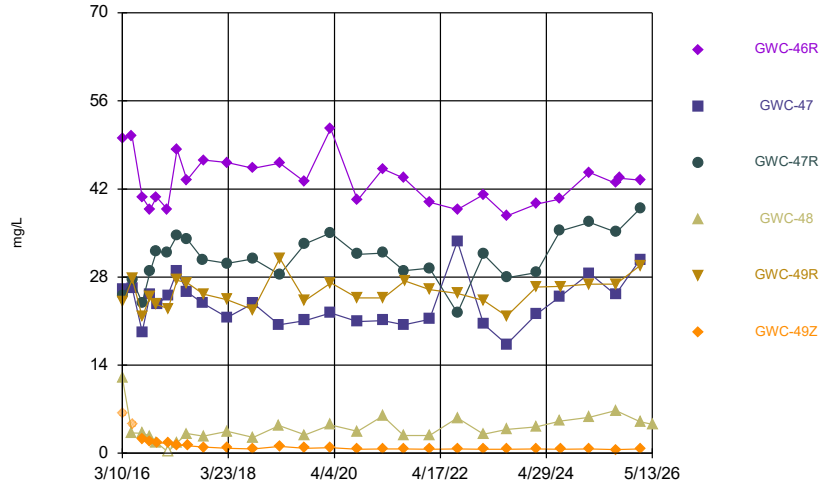

Constituent: Calcium Analysis Run 8/10/2026 3:45 PM

Plant Bowen Client: Southern Company Data: Bowen 1, 2, 9, & 10

Sanitas™ v.10.1.08 Software licensed to Groundwater Stats Consulting. UG

Time Series

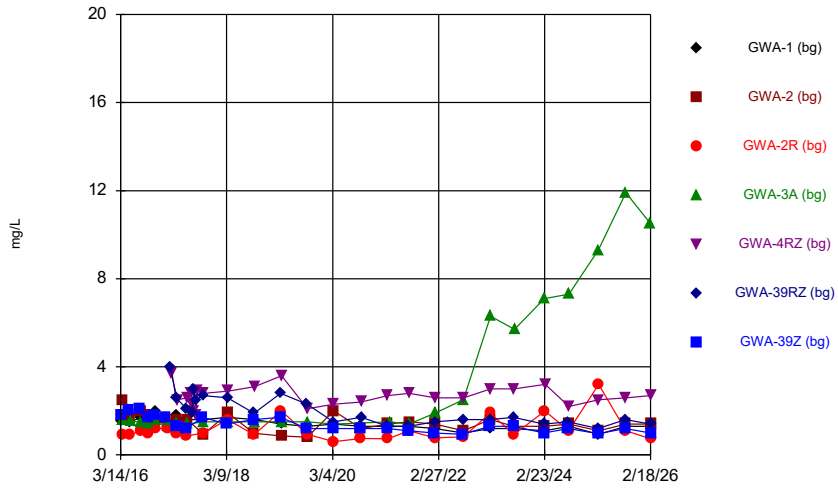

Constituent: Chloride Analysis Run 8/10/2026 3:45 PM

Plant Bowen Client: Southern Company Data: Bowen 1, 2, 9, & 10

Sanitas™ v.10.1.08 Software licensed to Groundwater Stats Consulting. UG

Hollow symbols indicate censored values.

Time Series

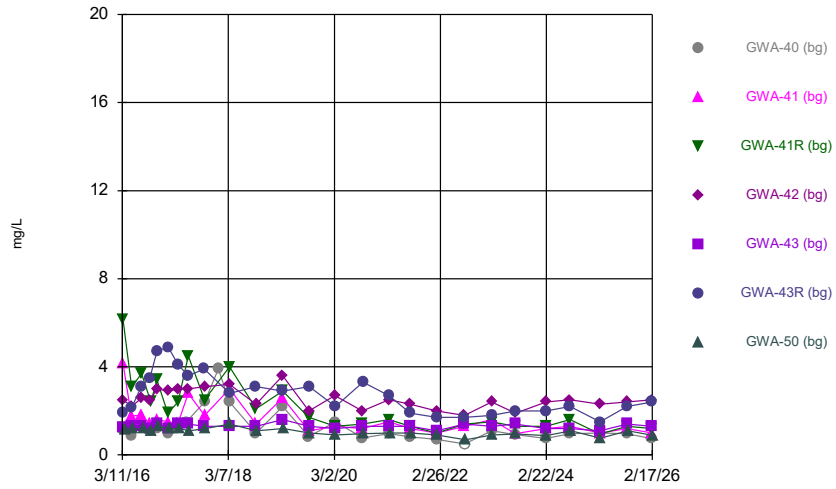

Constituent: Chloride Analysis Run 8/10/2026 3:45 PM

Plant Bowen Client: Southern Company Data: Bowen 1, 2, 9, & 10

Sanitas™ v.10.1.08 Software licensed to Groundwater Stats Consulting. UG
Hollow symbols indicate censored values.

Time Series

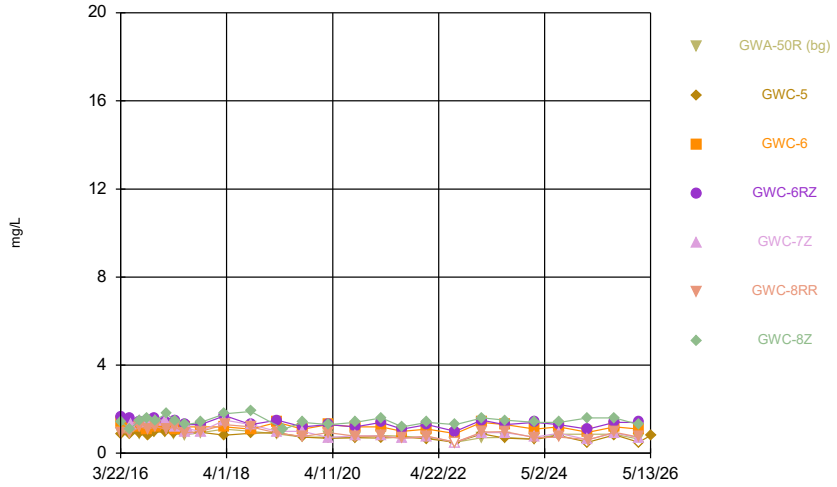

Constituent: Chloride Analysis Run 8/10/2026 3:45 PM
Plant Bowen Client: Southern Company Data: Bowen 1, 2, 9, & 10

Sanitas™ v.10.1.08 Software licensed to Groundwater Stats Consulting. UG

Time Series

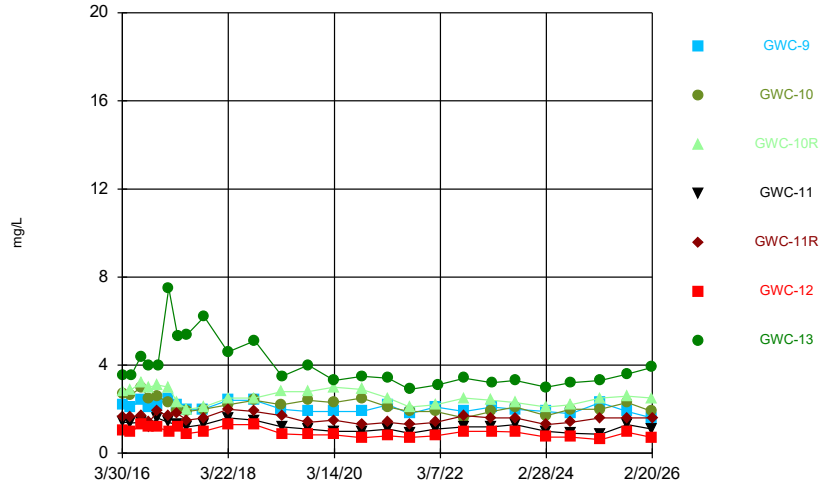

Constituent: Chloride Analysis Run 8/10/2026 3:45 PM
Plant Bowen Client: Southern Company Data: Bowen 1, 2, 9, & 10

Sanitas™ v.10.1.08 Software licensed to Groundwater Stats Consulting. UG
Hollow symbols indicate censored values.

Time Series

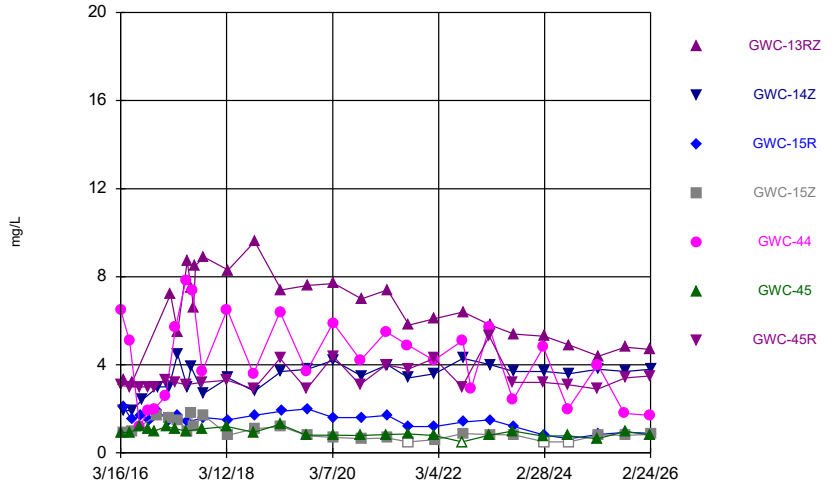

Constituent: Chloride Analysis Run 8/10/2026 3:45 PM
Plant Bowen Client: Southern Company Data: Bowen 1, 2, 9, & 10

Sanitas™ v.10.1.08 Software licensed to Groundwater Stats Consulting. UG

Time Series

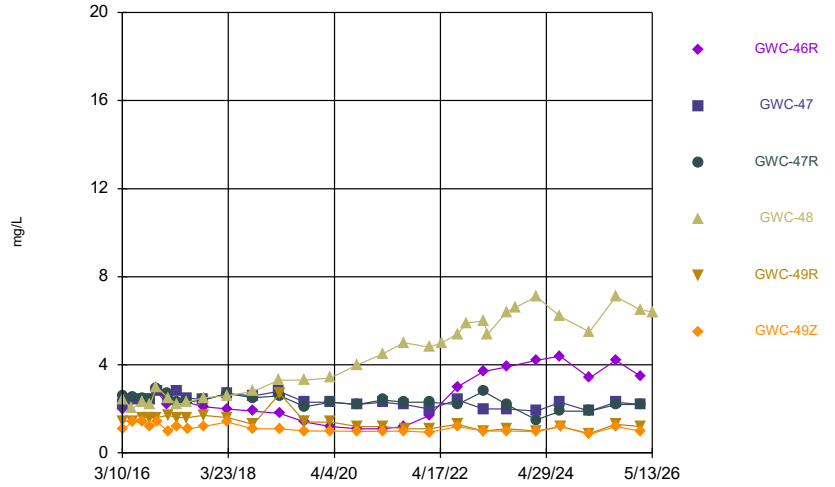

Constituent: Chloride Analysis Run 8/10/2026 3:45 PM
Plant Bowen Client: Southern Company Data: Bowen 1, 2, 9, & 10

Sanitas™ v.10.1.08 Software licensed to Groundwater Stats Consulting. UG
Hollow symbols indicate censored values.

Time Series

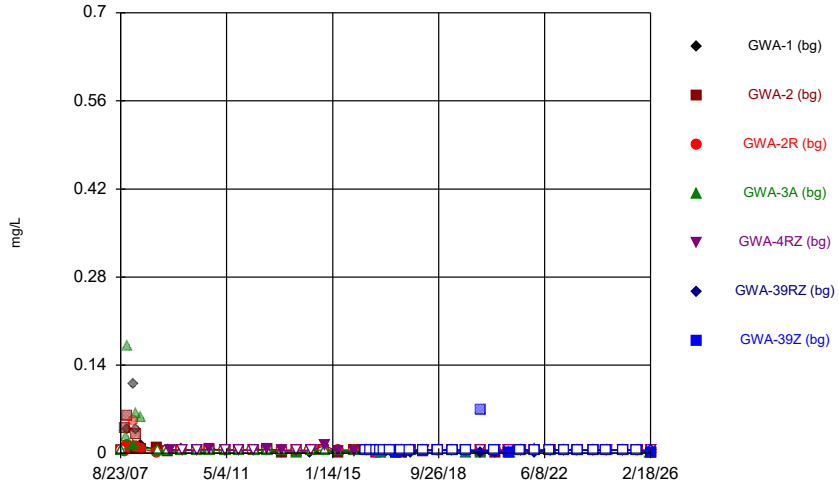

Constituent: Chromium Analysis Run 8/10/2026 3:45 PM
Plant Bowen Client: Southern Company Data: Bowen 1, 2, 9, & 10

Sanitas™ v.10.1.08 Software licensed to Groundwater Stats Consulting. UG
Hollow symbols indicate censored values.

Time Series

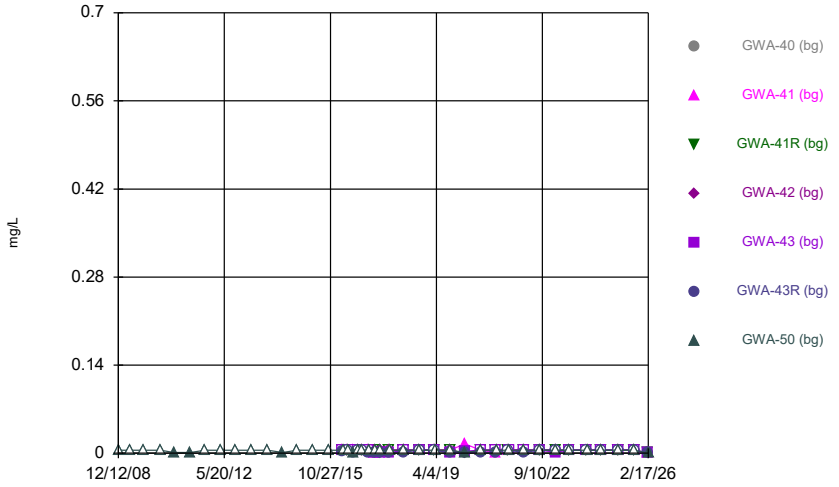

Constituent: Chromium Analysis Run 8/10/2026 3:45 PM
Plant Bowen Client: Southern Company Data: Bowen 1, 2, 9, & 10

Sanitas™ v.10.1.08 Software licensed to Groundwater Stats Consulting. UG
Hollow symbols indicate censored values.

Time Series

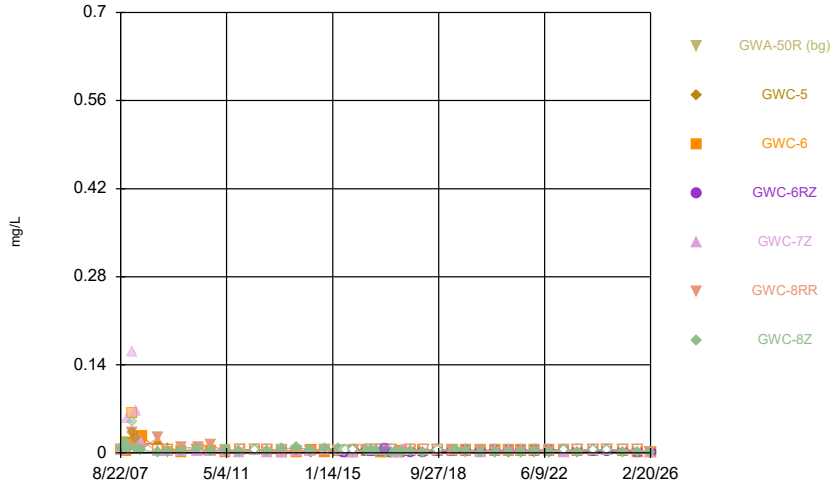

Constituent: Chromium Analysis Run 8/10/2026 3:45 PM
Plant Bowen Client: Southern Company Data: Bowen 1, 2, 9, & 10

Sanitas™ v.10.1.08 Software licensed to Groundwater Stats Consulting. UG
Hollow symbols indicate censored values.

Time Series

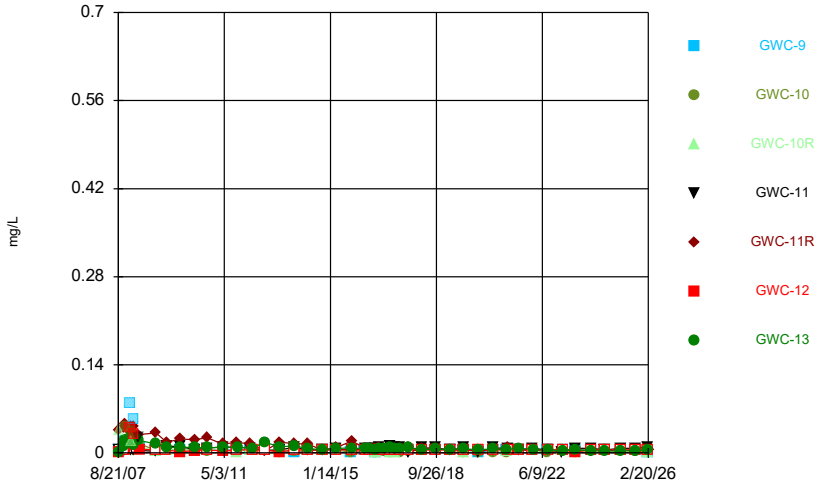

Constituent: Chromium Analysis Run 8/10/2026 3:45 PM
Plant Bowen Client: Southern Company Data: Bowen 1, 2, 9, & 10

Sanitas™ v.10.1.08 Software licensed to Groundwater Stats Consulting. UG
Hollow symbols indicate censored values.

Time Series

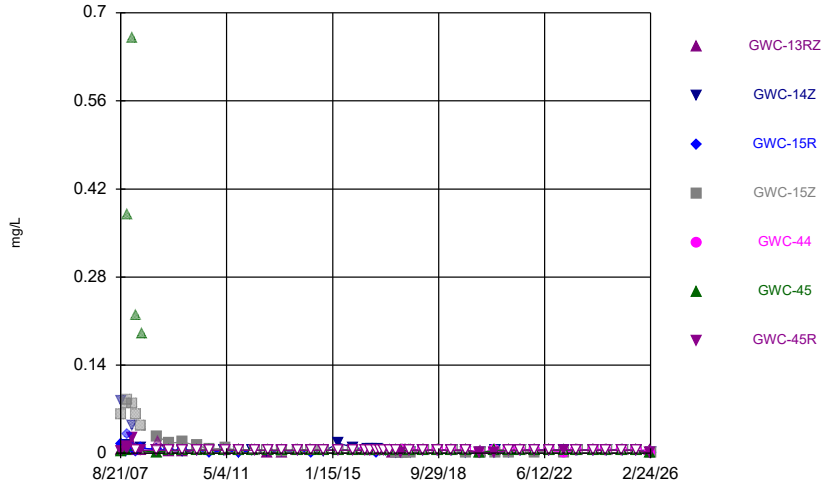

Constituent: Chromium Analysis Run 8/10/2026 3:45 PM
Plant Bowen Client: Southern Company Data: Bowen 1, 2, 9, & 10

Sanitas™ v.10.1.08 Software licensed to Groundwater Stats Consulting. UG
Hollow symbols indicate censored values.

Time Series

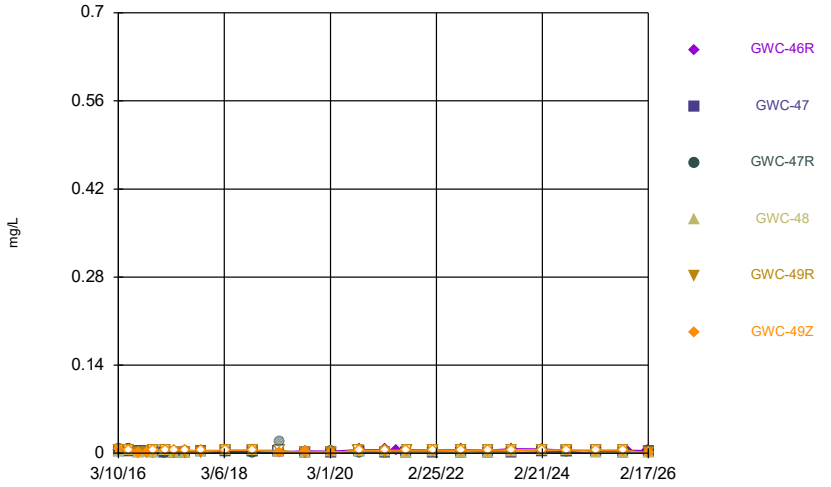

Constituent: Chromium Analysis Run 8/10/2026 3:45 PM
Plant Bowen Client: Southern Company Data: Bowen 1, 2, 9, & 10

Sanitas™ v.10.1.08 Software licensed to Groundwater Stats Consulting. UG
Hollow symbols indicate censored values.

Time Series

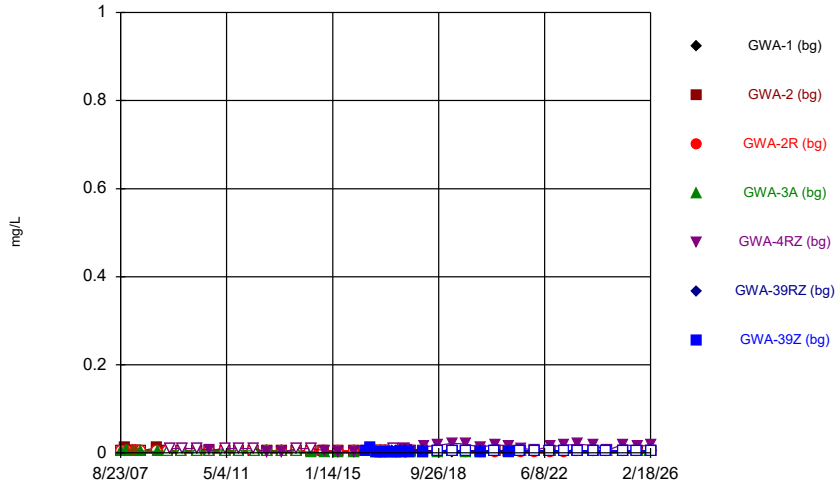

Constituent: Cobalt Analysis Run 8/10/2026 3:45 PM
Plant Bowen Client: Southern Company Data: Bowen 1, 2, 9, & 10

Sanitas™ v.10.1.08 Software licensed to Groundwater Stats Consulting. UG
Hollow symbols indicate censored values.

Time Series

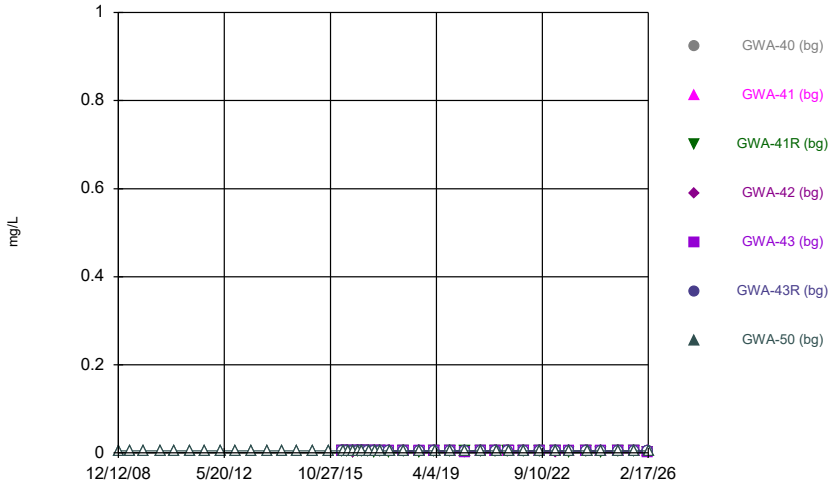

Constituent: Cobalt Analysis Run 8/10/2026 3:45 PM
Plant Bowen Client: Southern Company Data: Bowen 1, 2, 9, & 10

Sanitas™ v.10.1.08 Software licensed to Groundwater Stats Consulting. UG
Hollow symbols indicate censored values.

Time Series

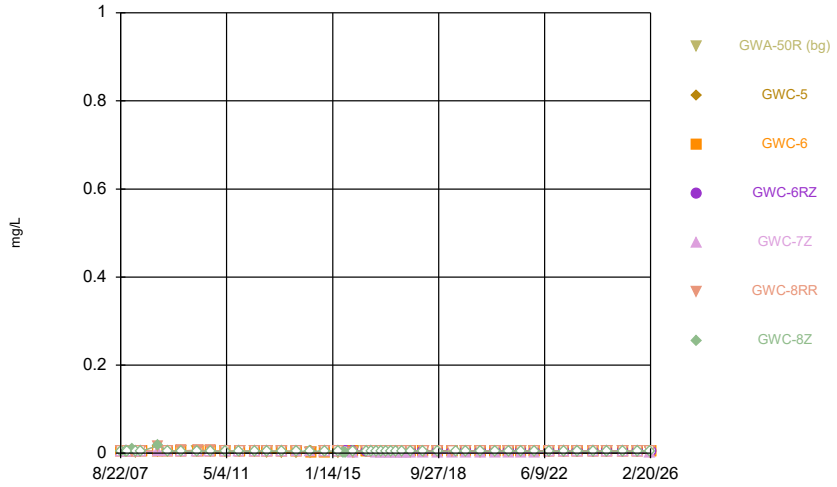

Constituent: Cobalt Analysis Run 8/10/2026 3:45 PM
Plant Bowen Client: Southern Company Data: Bowen 1, 2, 9, & 10

Sanitas™ v.10.1.08 Software licensed to Groundwater Stats Consulting. UG
Hollow symbols indicate censored values.

Time Series

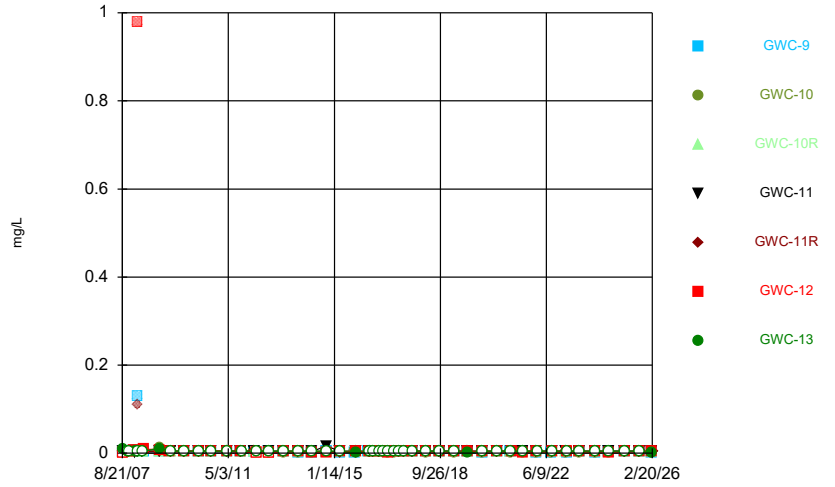

Constituent: Cobalt Analysis Run 8/10/2026 3:45 PM
Plant Bowen Client: Southern Company Data: Bowen 1, 2, 9, & 10

Sanitas™ v.10.1.08 Software licensed to Groundwater Stats Consulting. UG
Hollow symbols indicate censored values.

Time Series

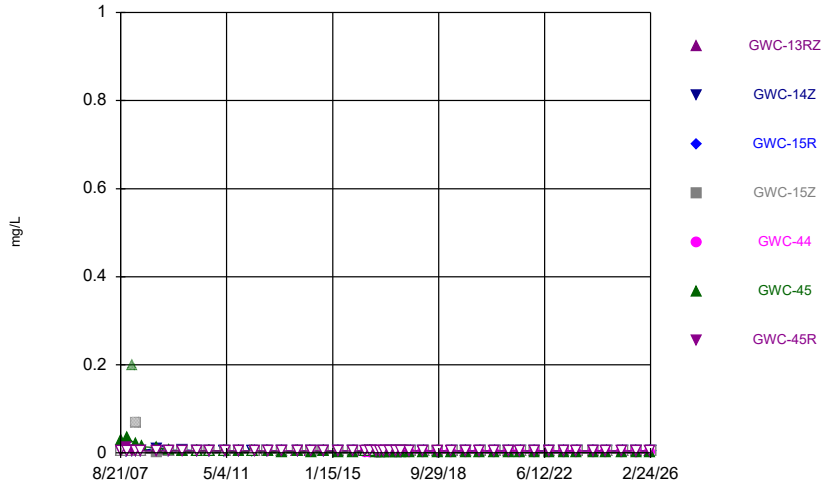

Constituent: Cobalt Analysis Run 8/10/2026 3:45 PM
Plant Bowen Client: Southern Company Data: Bowen 1, 2, 9, & 10

Sanitas™ v.10.1.08 Software licensed to Groundwater Stats Consulting. UG
Hollow symbols indicate censored values.

Time Series

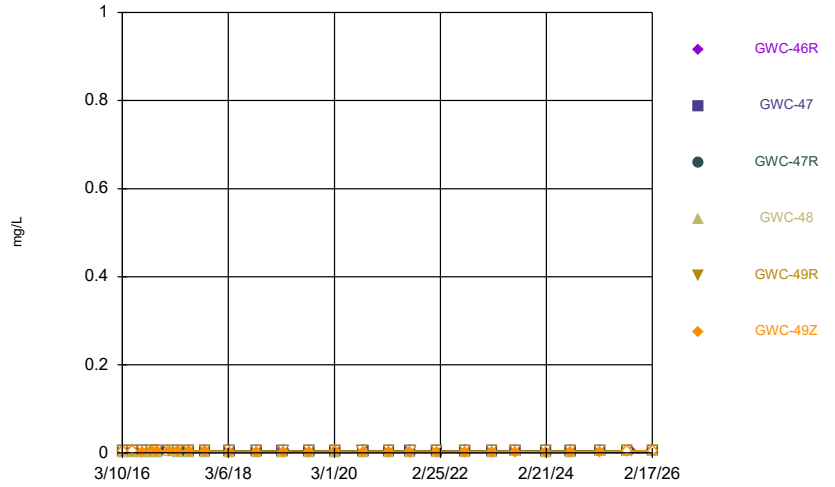

Constituent: Cobalt Analysis Run 8/10/2026 3:45 PM
Plant Bowen Client: Southern Company Data: Bowen 1, 2, 9, & 10

Sanitas™ v.10.1.08 Software licensed to Groundwater Stats Consulting. UG
Hollow symbols indicate censored values.

Time Series

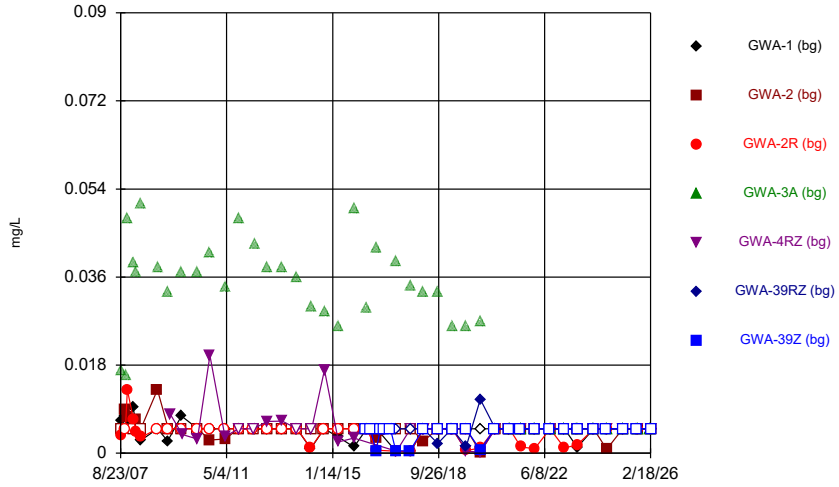

Constituent: Copper Analysis Run 8/10/2026 3:45 PM
Plant Bowen Client: Southern Company Data: Bowen 1, 2, 9, & 10

Sanitas™ v.10.1.08 Software licensed to Groundwater Stats Consulting. UG
Hollow symbols indicate censored values.

Time Series

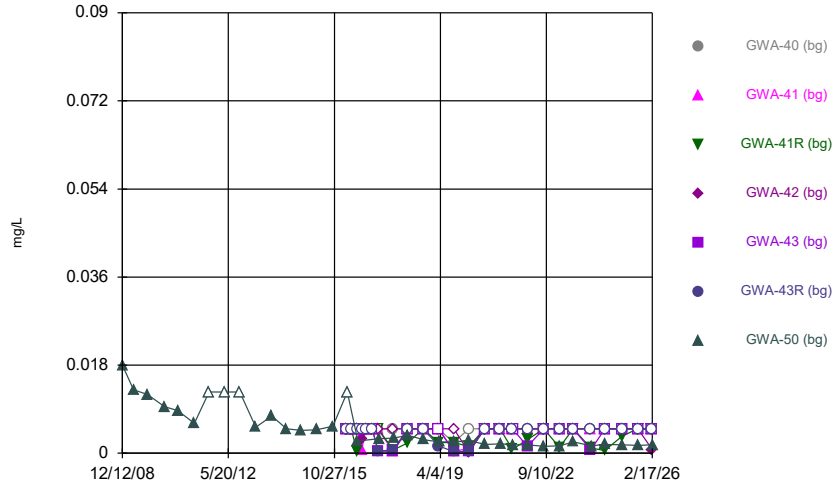

Constituent: Copper Analysis Run 8/10/2026 3:45 PM
Plant Bowen Client: Southern Company Data: Bowen 1, 2, 9, & 10

Sanitas™ v.10.1.08 Software licensed to Groundwater Stats Consulting. UG
Hollow symbols indicate censored values.

Time Series

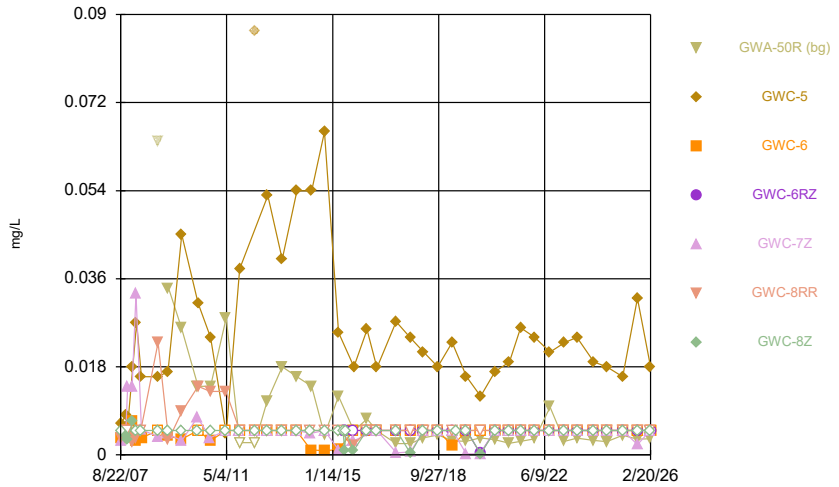

Constituent: Copper Analysis Run 8/10/2026 3:45 PM
Plant Bowen Client: Southern Company Data: Bowen 1, 2, 9, & 10

Sanitas™ v.10.1.08 Software licensed to Groundwater Stats Consulting. UG
Hollow symbols indicate censored values.

Time Series

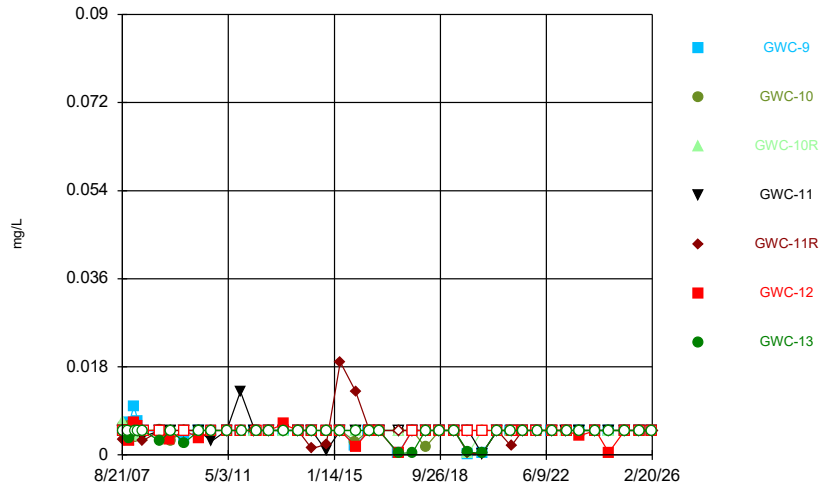

Constituent: Copper Analysis Run 8/10/2026 3:45 PM
Plant Bowen Client: Southern Company Data: Bowen 1, 2, 9, & 10

Sanitas™ v.10.1.08 Software licensed to Groundwater Stats Consulting. UG
Hollow symbols indicate censored values.

Time Series

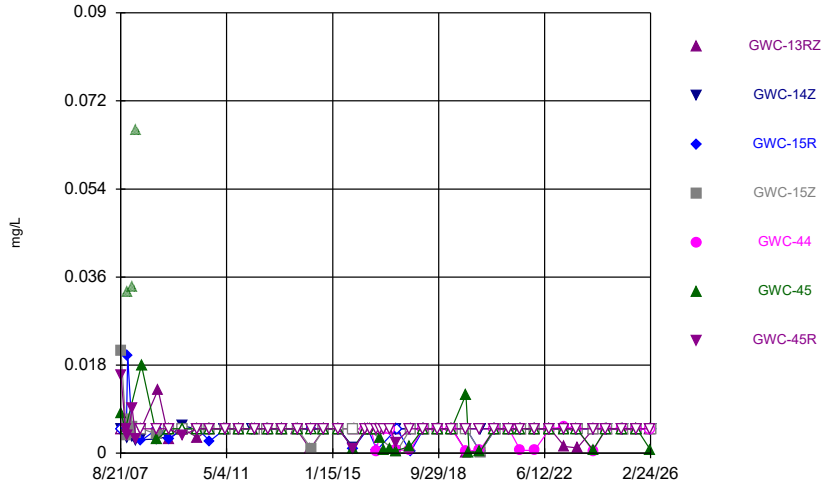

Constituent: Copper Analysis Run 8/10/2026 3:45 PM
Plant Bowen Client: Southern Company Data: Bowen 1, 2, 9, & 10

Sanitas™ v.10.1.08 Software licensed to Groundwater Stats Consulting. UG
Hollow symbols indicate censored values.

Time Series

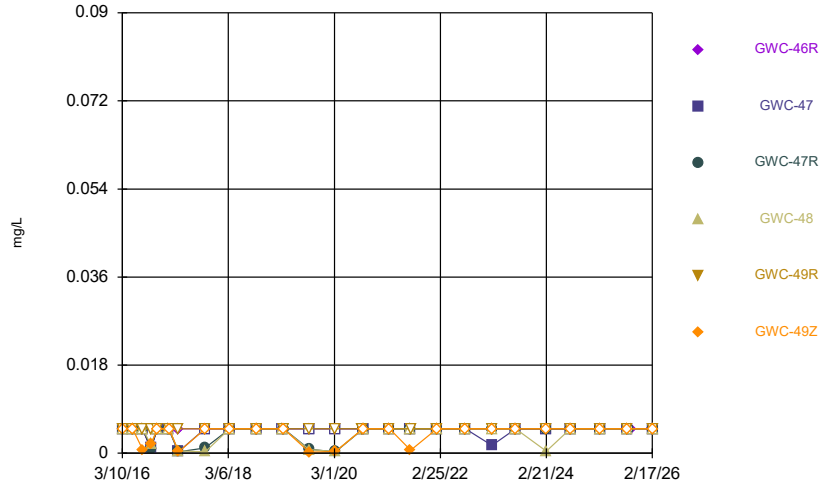

Constituent: Copper Analysis Run 8/10/2026 3:46 PM
Plant Bowen Client: Southern Company Data: Bowen 1, 2, 9, & 10

Sanitas™ v.10.1.08 Software licensed to Groundwater Stats Consulting. UG
Hollow symbols indicate censored values.

Time Series

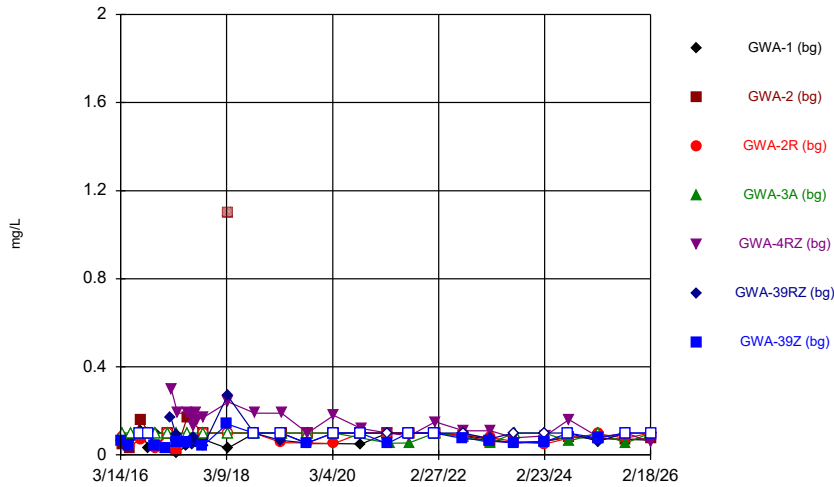

Constituent: Fluoride Analysis Run 8/10/2026 3:46 PM
Plant Bowen Client: Southern Company Data: Bowen 1, 2, 9, & 10

Sanitas™ v.10.1.08 Software licensed to Groundwater Stats Consulting. UG
Hollow symbols indicate censored values.

Time Series

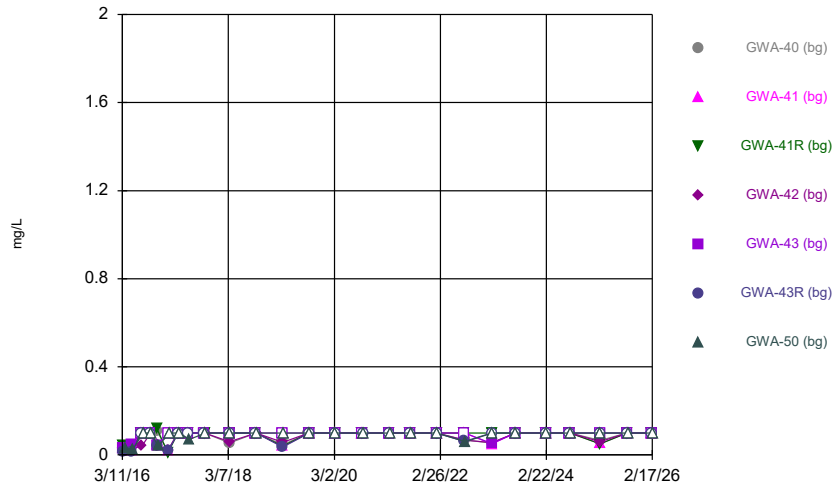

Constituent: Fluoride Analysis Run 8/10/2026 3:46 PM
Plant Bowen Client: Southern Company Data: Bowen 1, 2, 9, & 10

Sanitas™ v.10.1.08 Software licensed to Groundwater Stats Consulting. UG
Hollow symbols indicate censored values.

Time Series

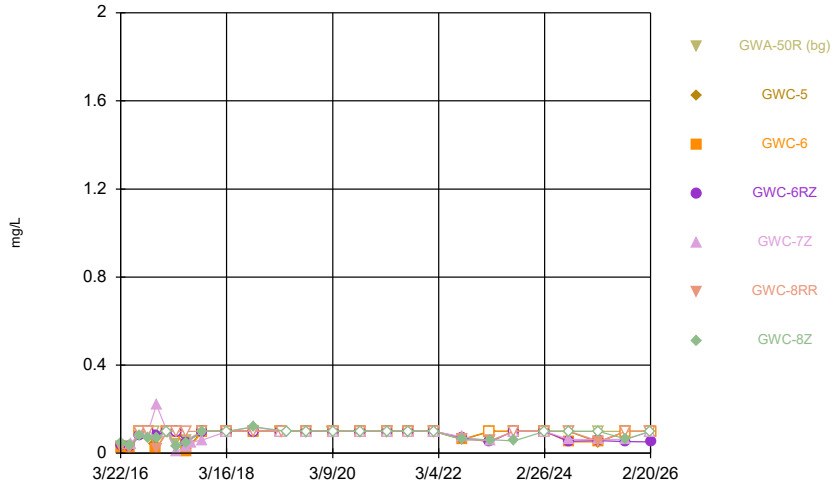

Constituent: Fluoride Analysis Run 8/10/2026 3:46 PM
Plant Bowen Client: Southern Company Data: Bowen 1, 2, 9, & 10

Sanitas™ v.10.1.08 Software licensed to Groundwater Stats Consulting. UG
Hollow symbols indicate censored values.

Time Series

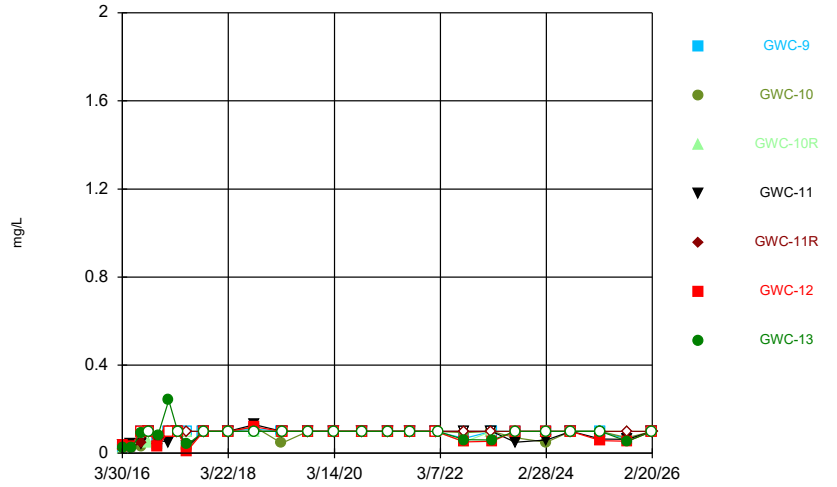

Constituent: Fluoride Analysis Run 8/10/2026 3:46 PM
Plant Bowen Client: Southern Company Data: Bowen 1, 2, 9, & 10

Sanitas™ v.10.1.08 Software licensed to Groundwater Stats Consulting. UG
Hollow symbols indicate censored values.

Time Series

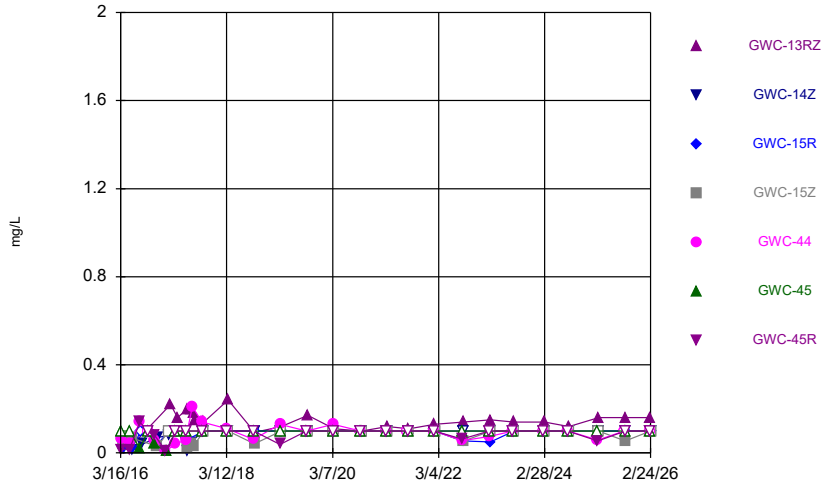

Constituent: Fluoride Analysis Run 8/10/2026 3:46 PM
Plant Bowen Client: Southern Company Data: Bowen 1, 2, 9, & 10

Sanitas™ v.10.1.08 Software licensed to Groundwater Stats Consulting. UG
Hollow symbols indicate censored values.

Time Series

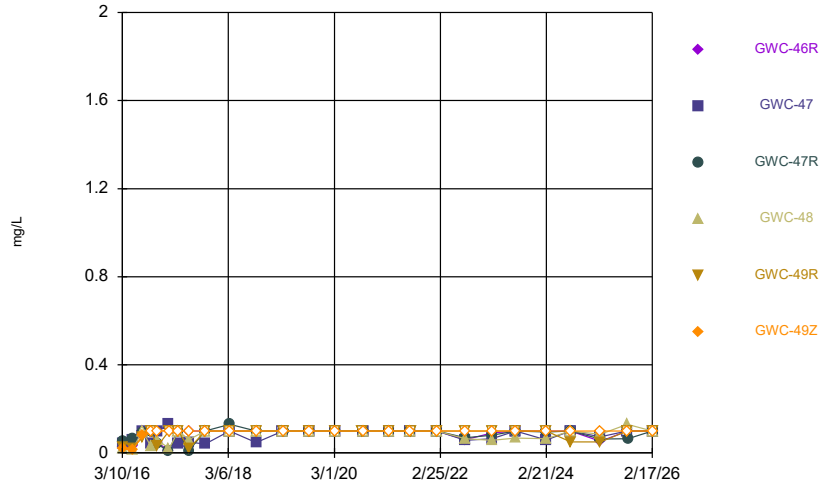

Constituent: Fluoride Analysis Run 8/10/2026 3:46 PM
Plant Bowen Client: Southern Company Data: Bowen 1, 2, 9, & 10

Sanitas™ v.10.1.08 Software licensed to Groundwater Stats Consulting. UG
Hollow symbols indicate censored values.

Time Series

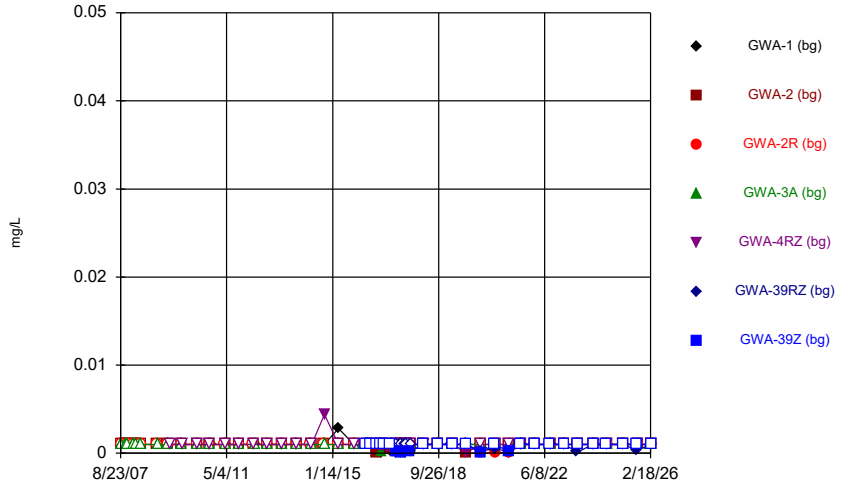

Constituent: Lead Analysis Run 8/10/2026 3:46 PM
Plant Bowen Client: Southern Company Data: Bowen 1, 2, 9, & 10

Sanitas™ v.10.1.08 Software licensed to Groundwater Stats Consulting. UG
Hollow symbols indicate censored values.

Time Series

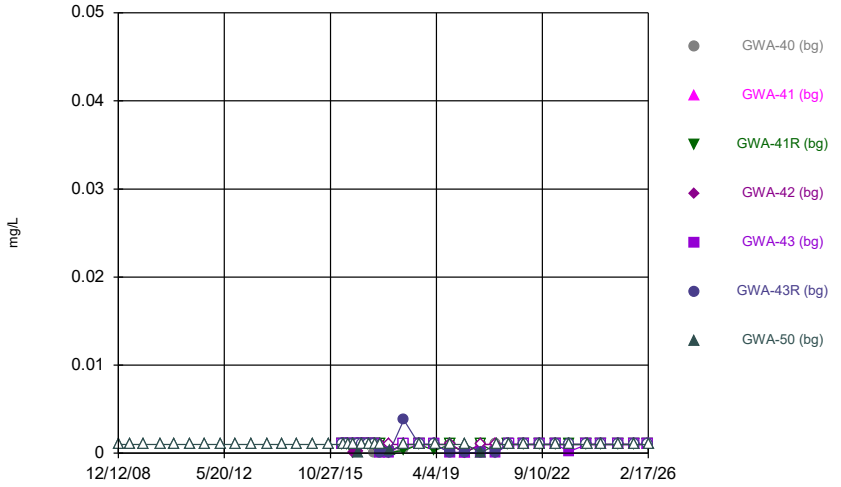

Constituent: Lead Analysis Run 8/10/2026 3:46 PM
Plant Bowen Client: Southern Company Data: Bowen 1, 2, 9, & 10

Sanitas™ v.10.1.08 Software licensed to Groundwater Stats Consulting. UG
Hollow symbols indicate censored values.

Time Series

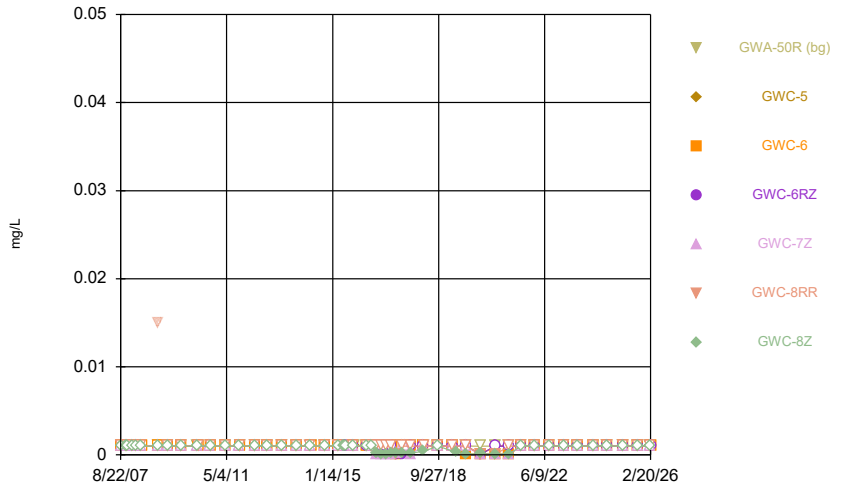

Constituent: Lead Analysis Run 8/10/2026 3:46 PM
Plant Bowen Client: Southern Company Data: Bowen 1, 2, 9, & 10

Sanitas™ v.10.1.08 Software licensed to Groundwater Stats Consulting. UG
Hollow symbols indicate censored values.

Time Series

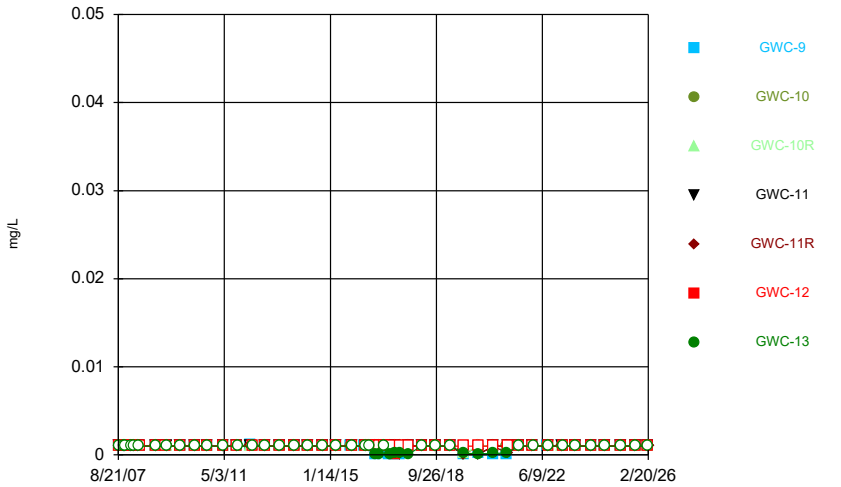

Constituent: Lead Analysis Run 8/10/2026 3:46 PM
Plant Bowen Client: Southern Company Data: Bowen 1, 2, 9, & 10

Sanitas™ v.10.1.08 Software licensed to Groundwater Stats Consulting. UG
Hollow symbols indicate censored values.

Time Series

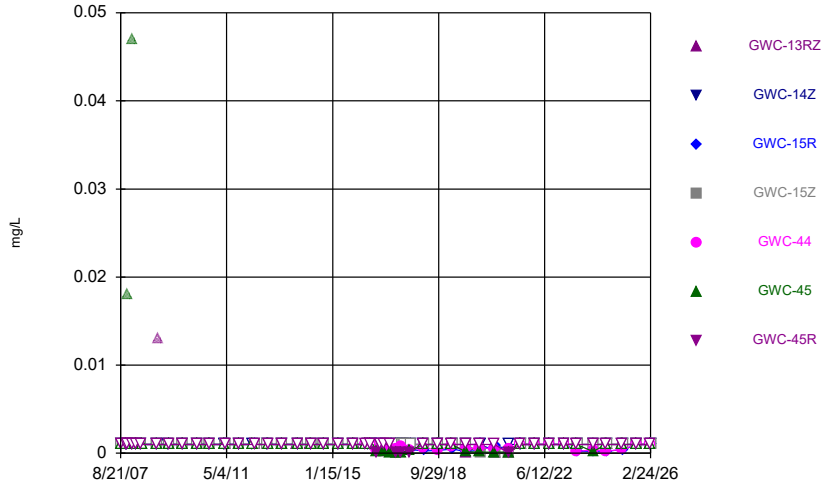

Constituent: Lead Analysis Run 8/10/2026 3:46 PM
Plant Bowen Client: Southern Company Data: Bowen 1, 2, 9, & 10

Sanitas™ v.10.1.08 Software licensed to Groundwater Stats Consulting. UG
Hollow symbols indicate censored values.

Time Series

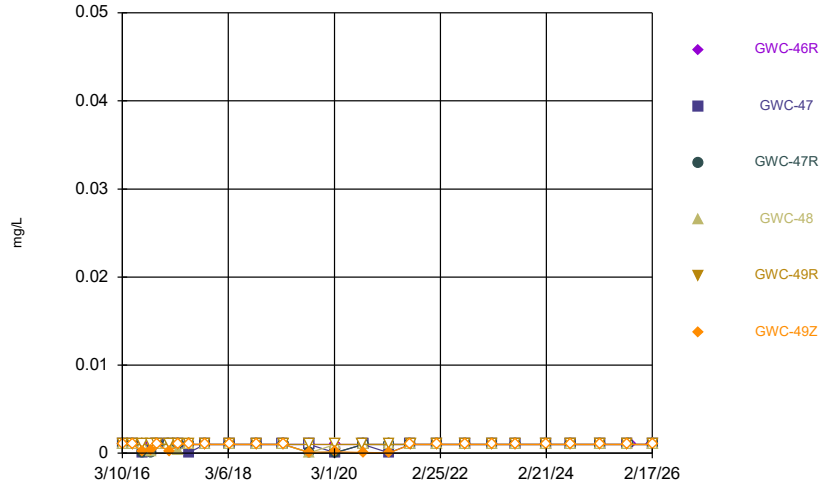

Constituent: Lead Analysis Run 8/10/2026 3:46 PM
Plant Bowen Client: Southern Company Data: Bowen 1, 2, 9, & 10

Sanitas™ v.10.1.08 Software licensed to Groundwater Stats Consulting. UG
Hollow symbols indicate censored values.

Time Series

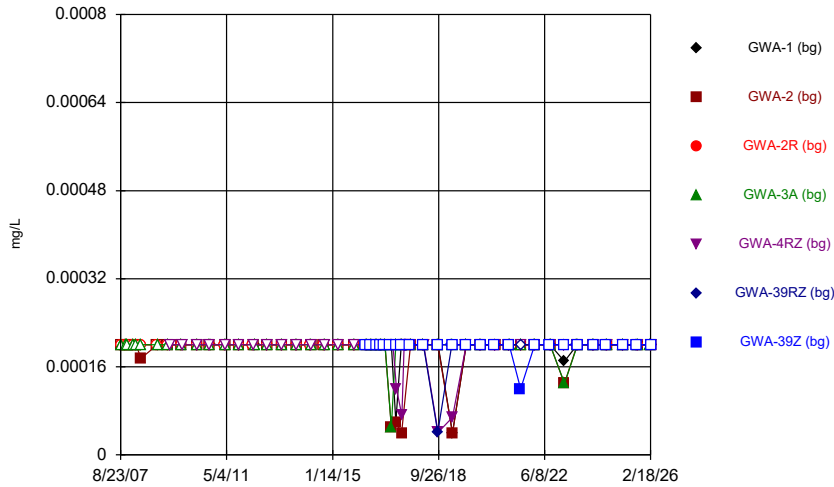

Constituent: Mercury Analysis Run 8/10/2026 3:46 PM
Plant Bowen Client: Southern Company Data: Bowen 1, 2, 9, & 10

Sanitas™ v.10.1.08 Software licensed to Groundwater Stats Consulting. UG
Hollow symbols indicate censored values.

Time Series

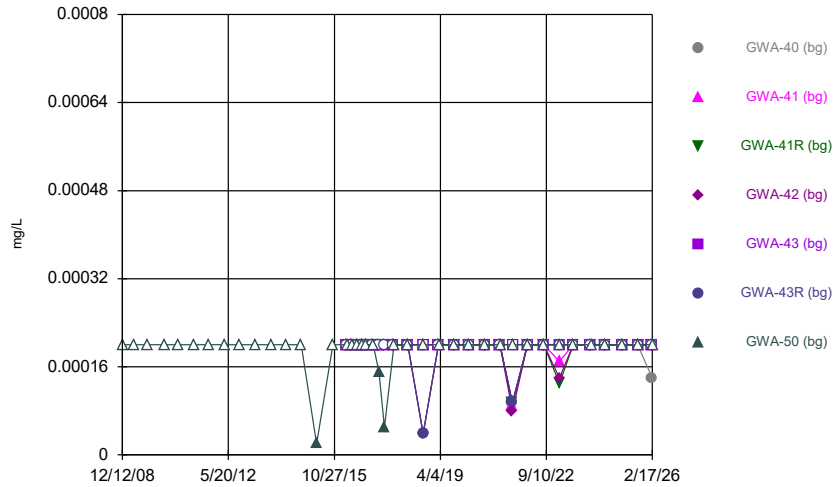

Constituent: Mercury Analysis Run 8/10/2026 3:46 PM
Plant Bowen Client: Southern Company Data: Bowen 1, 2, 9, & 10

Sanitas™ v.10.1.08 Software licensed to Groundwater Stats Consulting. UG
Hollow symbols indicate censored values.

Time Series

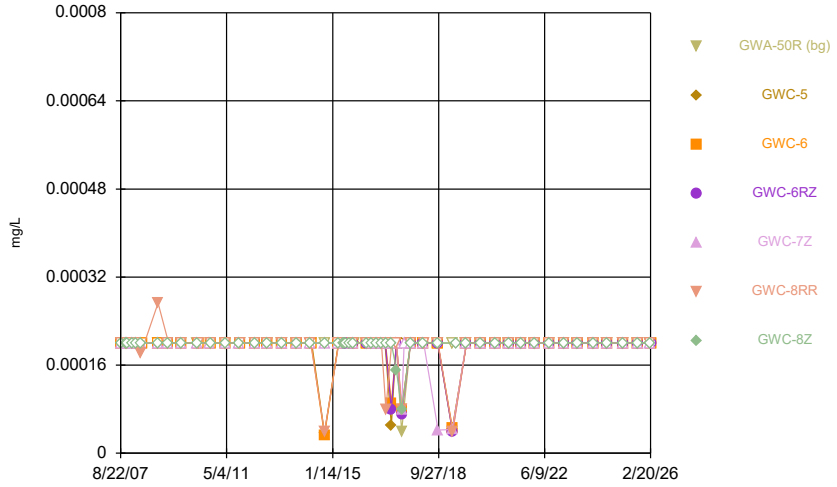

Constituent: Mercury Analysis Run 8/10/2026 3:46 PM
Plant Bowen Client: Southern Company Data: Bowen 1, 2, 9, & 10

Sanitas™ v.10.1.08 Software licensed to Groundwater Stats Consulting. UG
Hollow symbols indicate censored values.

Time Series

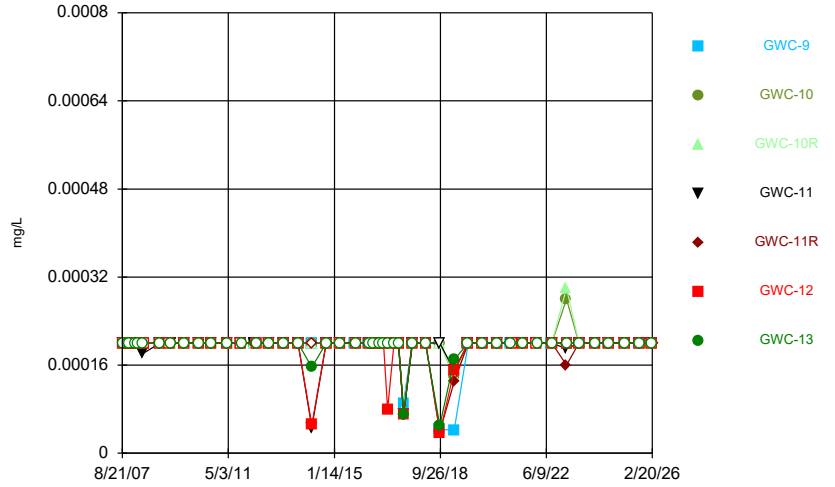

Constituent: Mercury Analysis Run 8/10/2026 3:46 PM
Plant Bowen Client: Southern Company Data: Bowen 1, 2, 9, & 10

Sanitas™ v.10.1.08 Software licensed to Groundwater Stats Consulting. UG
Hollow symbols indicate censored values.

Time Series

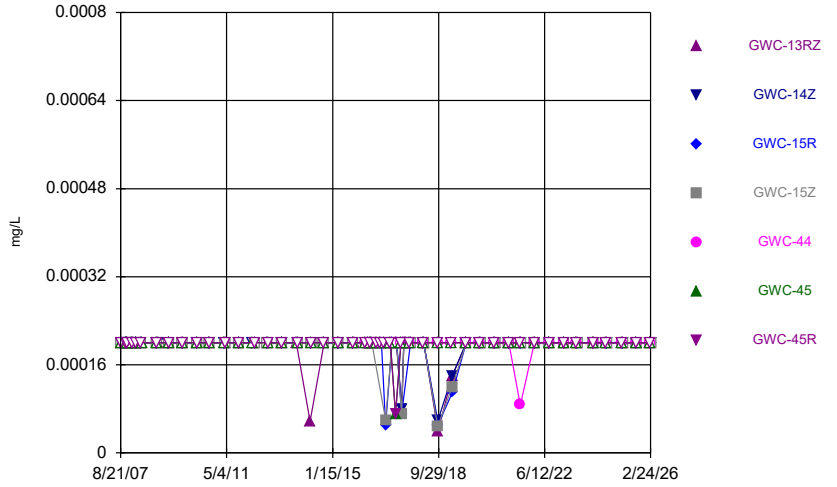

Constituent: Mercury Analysis Run 8/10/2026 3:46 PM
Plant Bowen Client: Southern Company Data: Bowen 1, 2, 9, & 10

Sanitas™ v.10.1.08 Software licensed to Groundwater Stats Consulting. UG
Hollow symbols indicate censored values.

Time Series

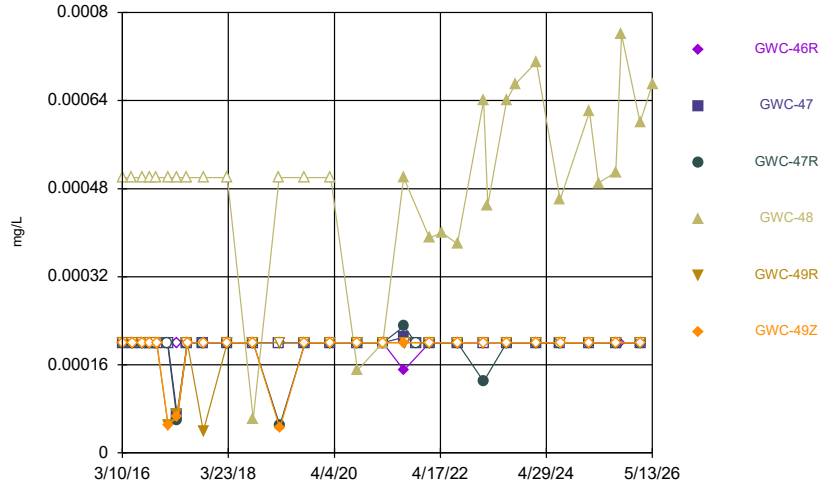

Constituent: Mercury Analysis Run 8/10/2026 3:46 PM
Plant Bowen Client: Southern Company Data: Bowen 1, 2, 9, & 10

Sanitas™ v.10.1.08 Software licensed to Groundwater Stats Consulting. UG
Hollow symbols indicate censored values.

Time Series

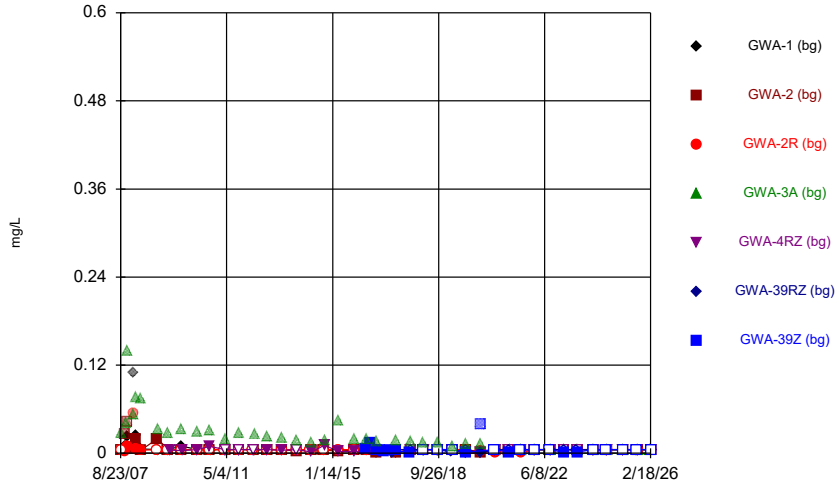

Constituent: Nickel Analysis Run 8/10/2026 3:46 PM
Plant Bowen Client: Southern Company Data: Bowen 1, 2, 9, & 10

Sanitas™ v.10.1.08 Software licensed to Groundwater Stats Consulting. UG
Hollow symbols indicate censored values.

Time Series

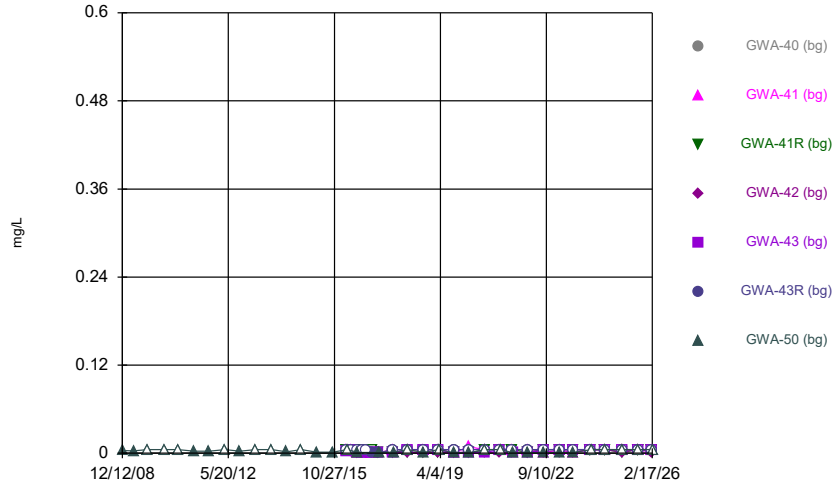

Constituent: Nickel Analysis Run 8/10/2026 3:46 PM
Plant Bowen Client: Southern Company Data: Bowen 1, 2, 9, & 10

Sanitas™ v.10.1.08 Software licensed to Groundwater Stats Consulting. UG
Hollow symbols indicate censored values.

Time Series

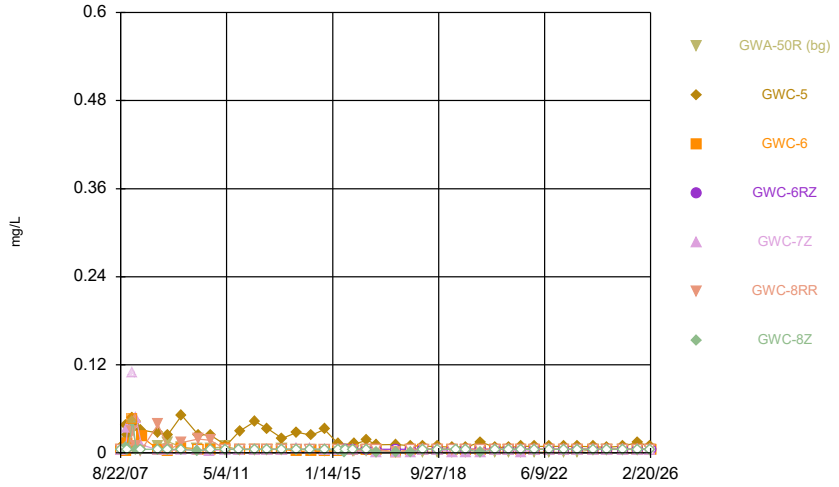

Constituent: Nickel Analysis Run 8/10/2026 3:46 PM
Plant Bowen Client: Southern Company Data: Bowen 1, 2, 9, & 10

Sanitas™ v.10.1.08 Software licensed to Groundwater Stats Consulting. UG
Hollow symbols indicate censored values.

Time Series

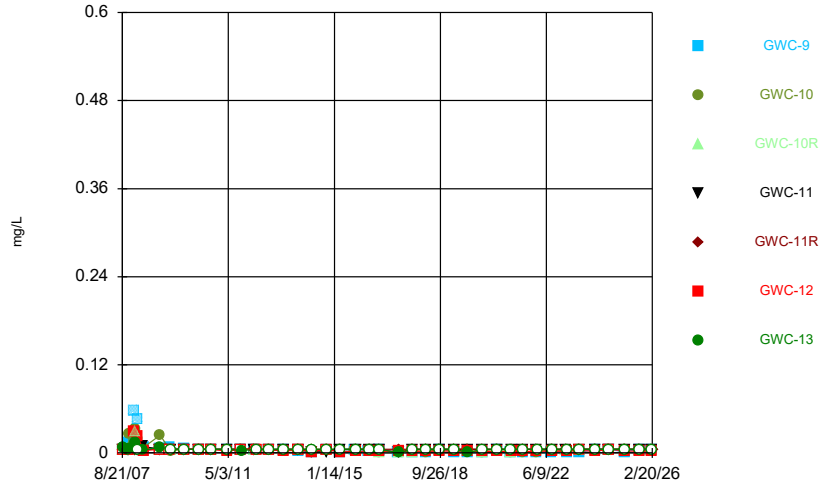

Constituent: Nickel Analysis Run 8/10/2026 3:46 PM
Plant Bowen Client: Southern Company Data: Bowen 1, 2, 9, & 10

Sanitas™ v.10.1.08 Software licensed to Groundwater Stats Consulting. UG
Hollow symbols indicate censored values.

Time Series

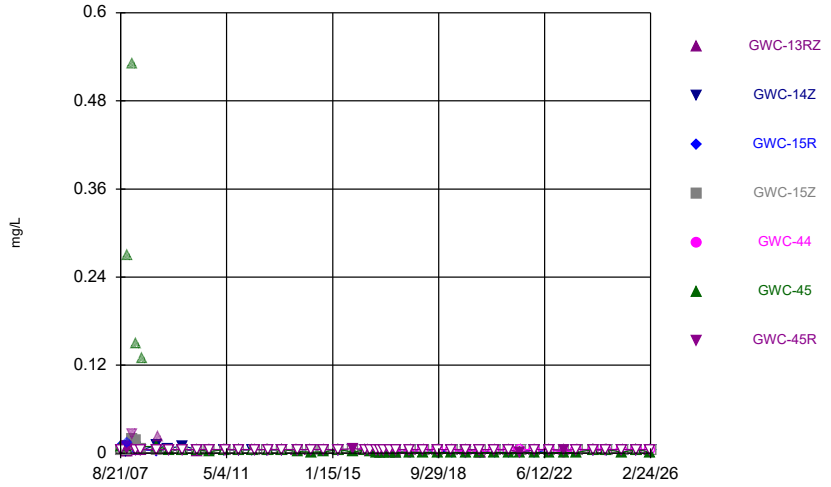

Constituent: Nickel Analysis Run 8/10/2026 3:46 PM
Plant Bowen Client: Southern Company Data: Bowen 1, 2, 9, & 10

Sanitas™ v.10.1.08 Software licensed to Groundwater Stats Consulting. UG
Hollow symbols indicate censored values.

Time Series

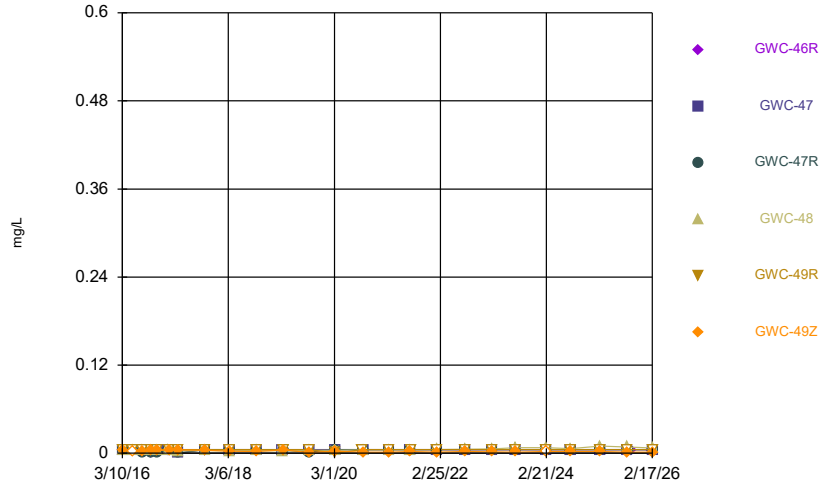

Constituent: Nickel Analysis Run 8/10/2026 3:46 PM
Plant Bowen Client: Southern Company Data: Bowen 1, 2, 9, & 10

Sanitas™ v.10.1.08 Software licensed to Groundwater Stats Consulting. UG

Time Series

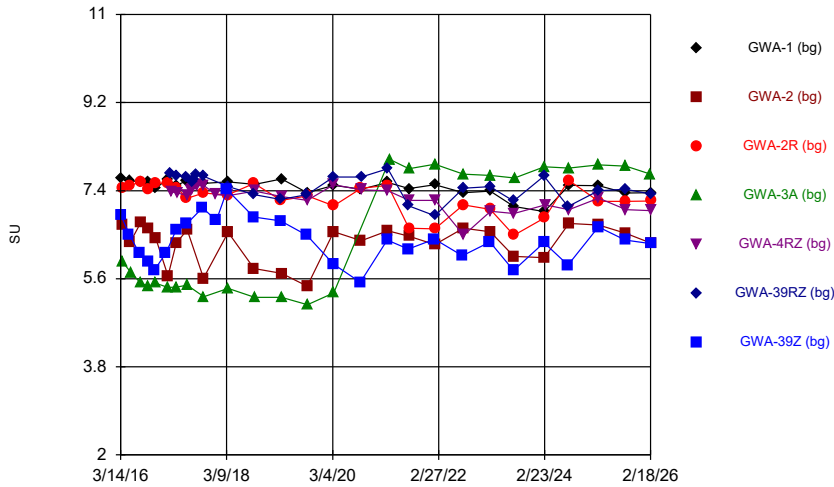

Constituent: pH, Field Analysis Run 8/10/2026 3:46 PM
Plant Bowen Client: Southern Company Data: Bowen 1, 2, 9, & 10

Sanitas™ v.10.1.08 Software licensed to Groundwater Stats Consulting. UG

Time Series

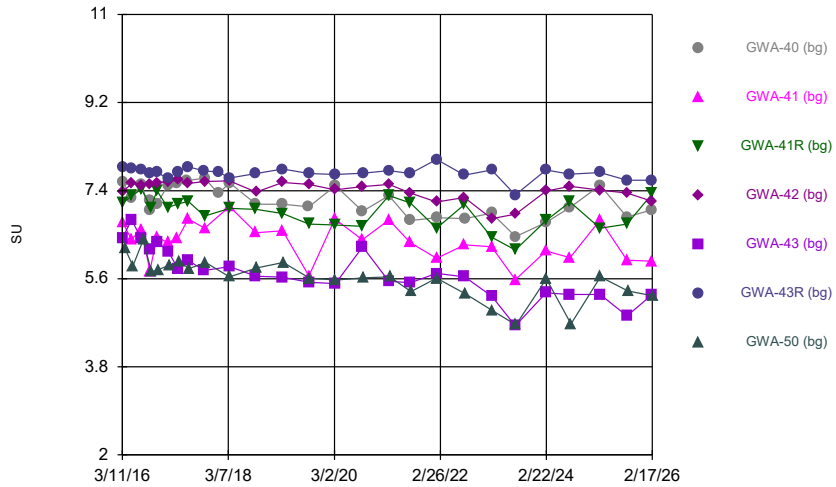

Constituent: pH, Field Analysis Run 8/10/2026 3:46 PM
Plant Bowen Client: Southern Company Data: Bowen 1, 2, 9, & 10

Sanitas™ v.10.1.08 Software licensed to Groundwater Stats Consulting. UG

Time Series

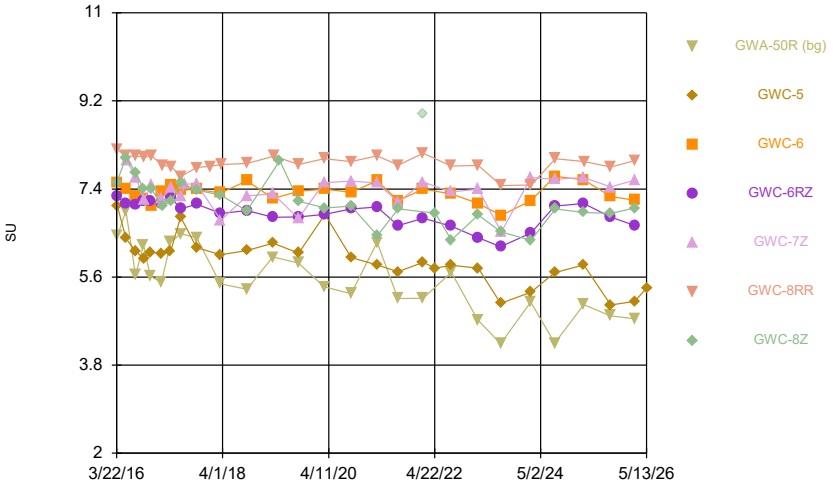

Constituent: pH, Field Analysis Run 8/10/2026 3:46 PM

Plant Bowen Client: Southern Company Data: Bowen 1, 2, 9, & 10

Sanitas™ v.10.1.08 Software licensed to Groundwater Stats Consulting. UG

Time Series

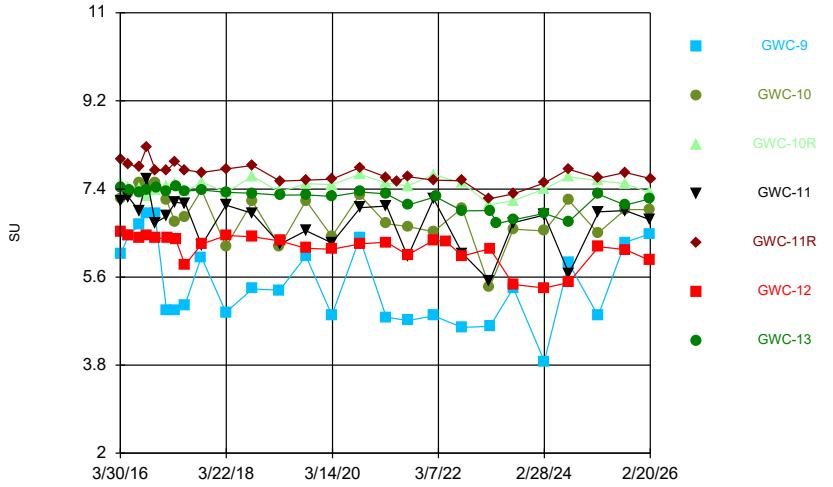

Constituent: pH, Field Analysis Run 8/10/2026 3:46 PM

Plant Bowen Client: Southern Company Data: Bowen 1, 2, 9, & 10

Sanitas™ v.10.1.08 Software licensed to Groundwater Stats Consulting. UG

Time Series

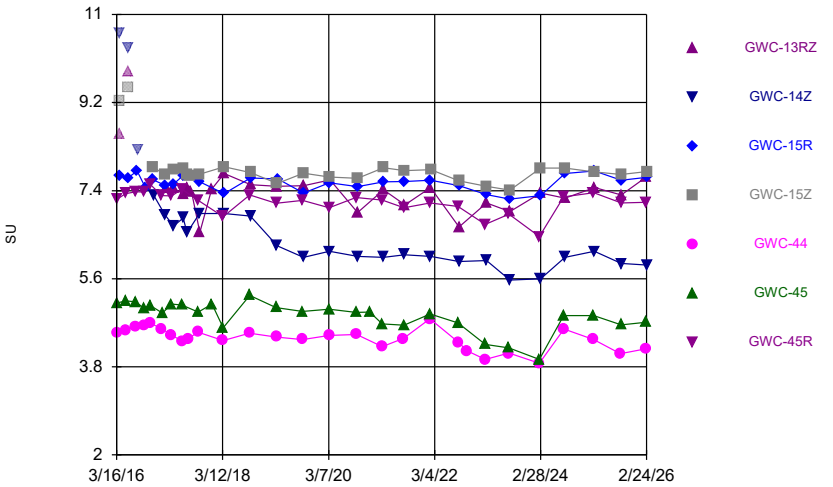

Constituent: pH, Field Analysis Run 8/10/2026 3:46 PM

Plant Bowen Client: Southern Company Data: Bowen 1, 2, 9, & 10

Sanitas™ v.10.1.08 Software licensed to Groundwater Stats Consulting. UG

Time Series

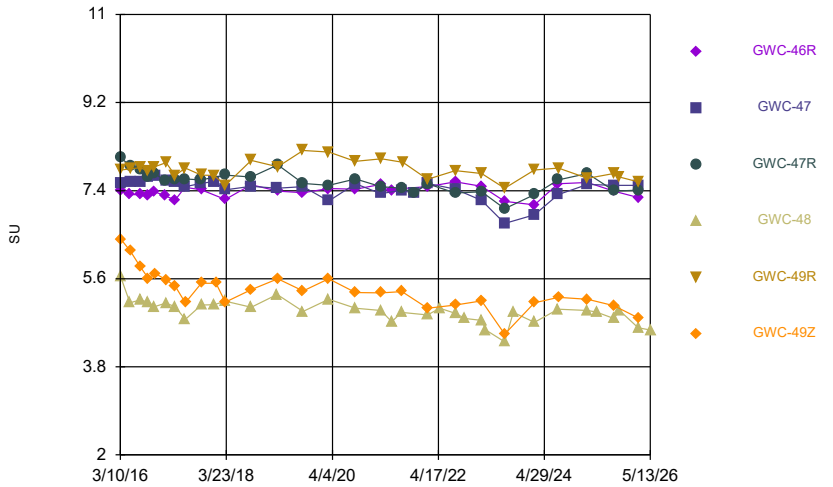

Constituent: pH, Field Analysis Run 8/10/2026 3:46 PM

Plant Bowen Client: Southern Company Data: Bowen 1, 2, 9, & 10

Sanitas™ v.10.1.08 Software licensed to Groundwater Stats Consulting. UG
Hollow symbols indicate censored values.

Time Series

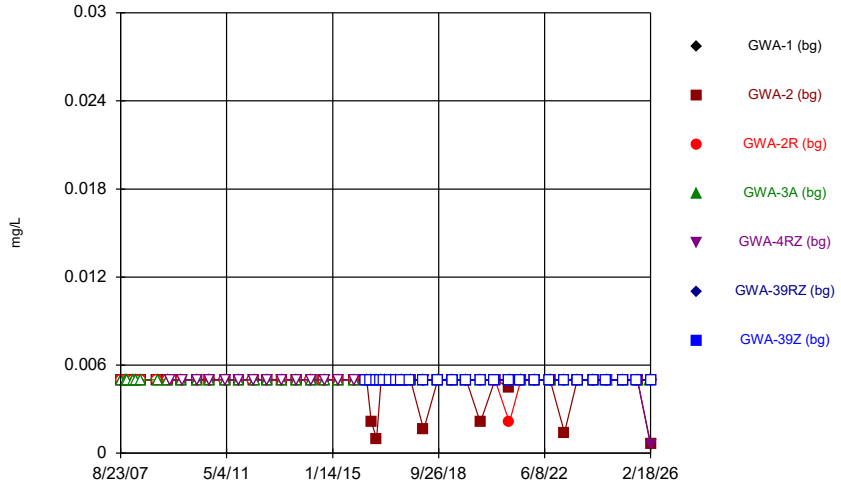

Constituent: Selenium Analysis Run 8/10/2026 3:46 PM
Plant Bowen Client: Southern Company Data: Bowen 1, 2, 9, & 10

Sanitas™ v.10.1.08 Software licensed to Groundwater Stats Consulting. UG
Hollow symbols indicate censored values.

Time Series

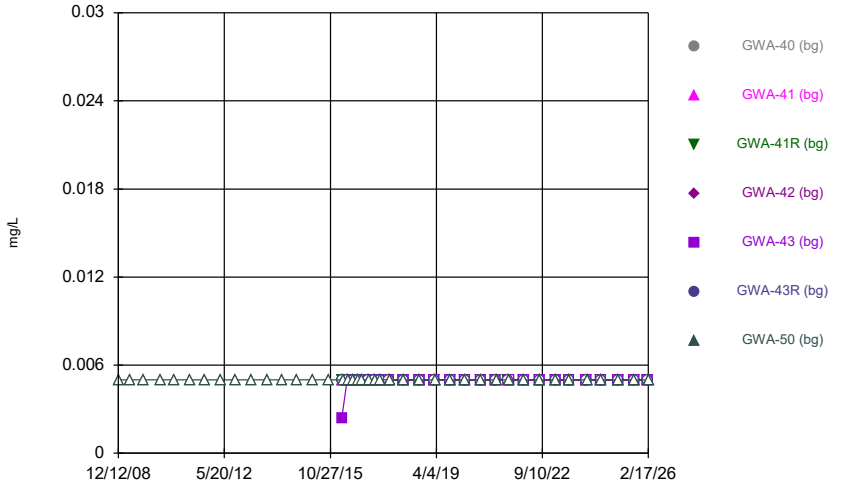

Constituent: Selenium Analysis Run 8/10/2026 3:46 PM
Plant Bowen Client: Southern Company Data: Bowen 1, 2, 9, & 10

Sanitas™ v.10.1.08 Software licensed to Groundwater Stats Consulting. UG
Hollow symbols indicate censored values.

Time Series

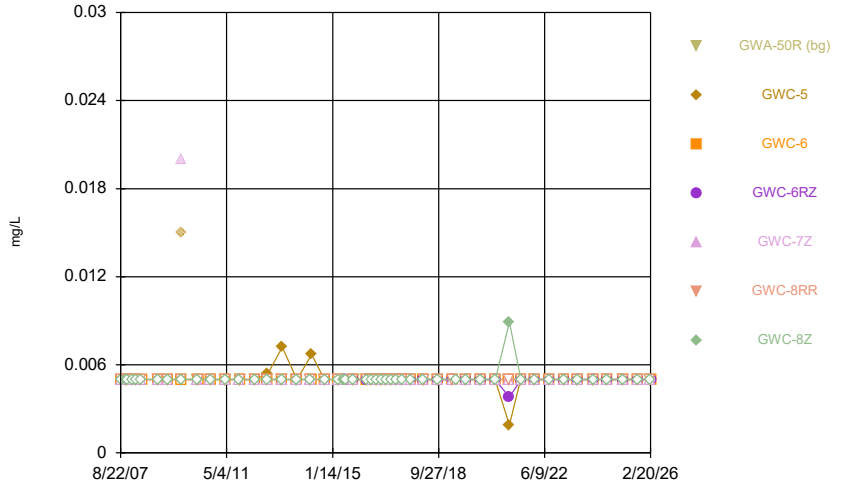

Constituent: Selenium Analysis Run 8/10/2026 3:46 PM
Plant Bowen Client: Southern Company Data: Bowen 1, 2, 9, & 10

Sanitas™ v.10.1.08 Software licensed to Groundwater Stats Consulting. UG
Hollow symbols indicate censored values.

Time Series

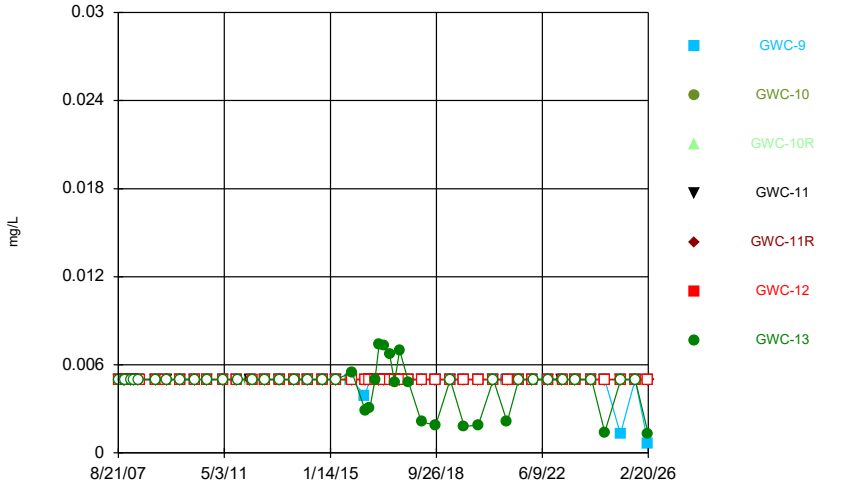

Constituent: Selenium Analysis Run 8/10/2026 3:46 PM
Plant Bowen Client: Southern Company Data: Bowen 1, 2, 9, & 10

Sanitas™ v.10.1.08 Software licensed to Groundwater Stats Consulting. UG
Hollow symbols indicate censored values.

Time Series

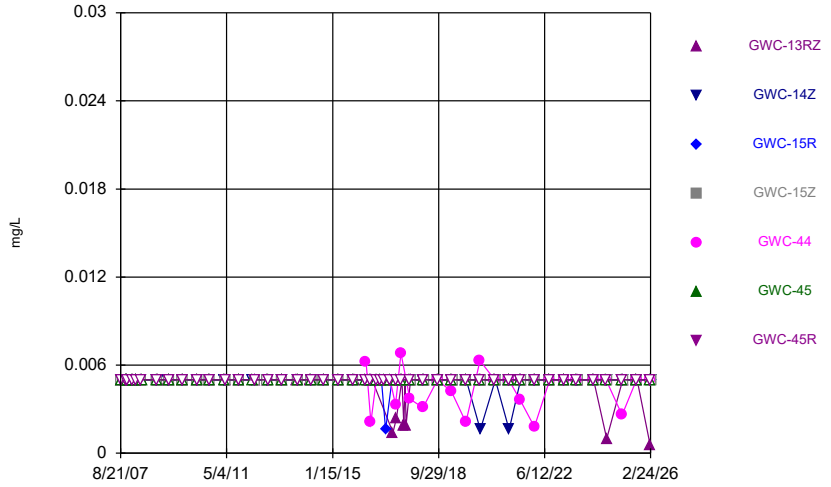

Constituent: Selenium Analysis Run 8/10/2026 3:46 PM
Plant Bowen Client: Southern Company Data: Bowen 1, 2, 9, & 10

Sanitas™ v.10.1.08 Software licensed to Groundwater Stats Consulting. UG
Hollow symbols indicate censored values.

Time Series

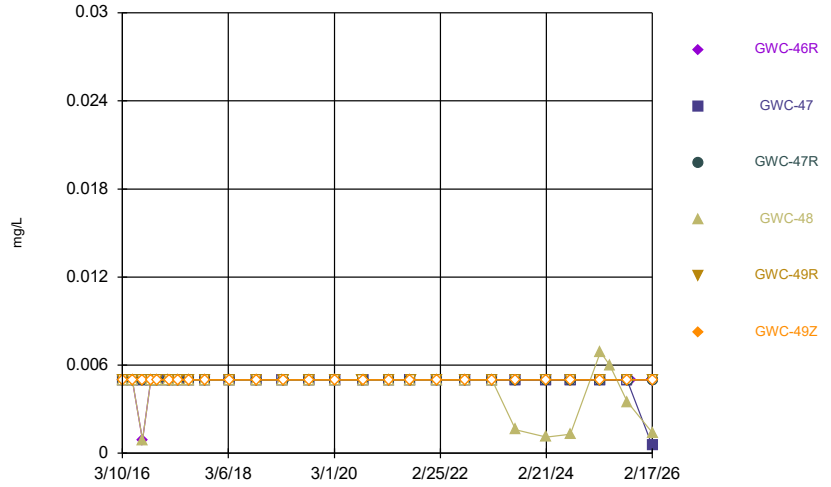

Constituent: Selenium Analysis Run 8/10/2026 3:46 PM
Plant Bowen Client: Southern Company Data: Bowen 1, 2, 9, & 10

Sanitas™ v.10.1.08 Software licensed to Groundwater Stats Consulting. UG
Hollow symbols indicate censored values.

Time Series

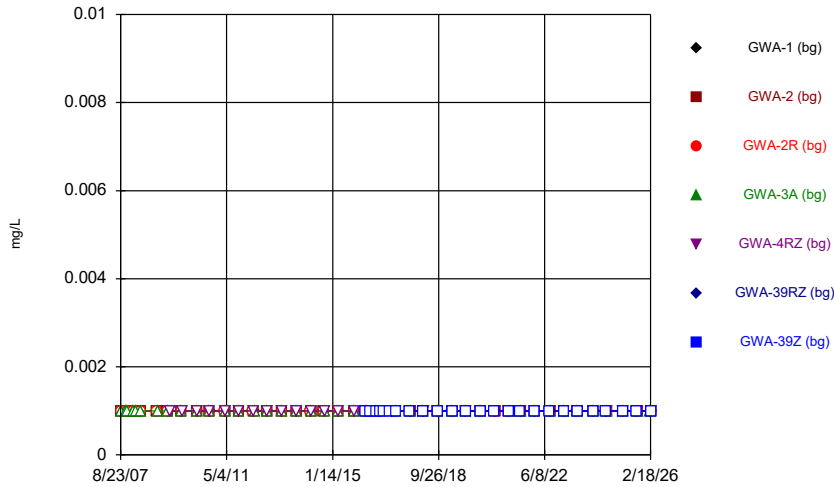

Constituent: Silver Analysis Run 8/10/2026 3:46 PM
Plant Bowen Client: Southern Company Data: Bowen 1, 2, 9, & 10

Sanitas™ v.10.1.08 Software licensed to Groundwater Stats Consulting. UG
Hollow symbols indicate censored values.

Time Series

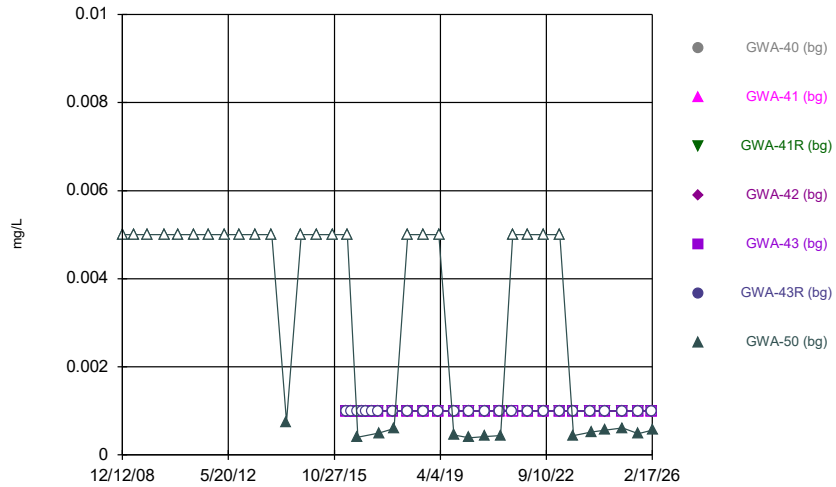

Constituent: Silver Analysis Run 8/10/2026 3:46 PM
Plant Bowen Client: Southern Company Data: Bowen 1, 2, 9, & 10

Sanitas™ v.10.1.08 Software licensed to Groundwater Stats Consulting. UG
Hollow symbols indicate censored values.

Time Series

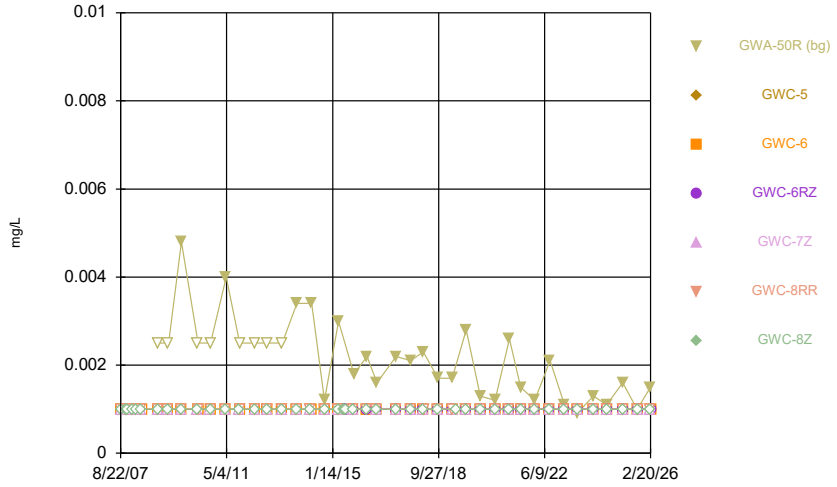

Constituent: Silver Analysis Run 8/10/2026 3:46 PM
Plant Bowen Client: Southern Company Data: Bowen 1, 2, 9, & 10

Sanitas™ v.10.1.08 Software licensed to Groundwater Stats Consulting. UG
Hollow symbols indicate censored values.

Time Series

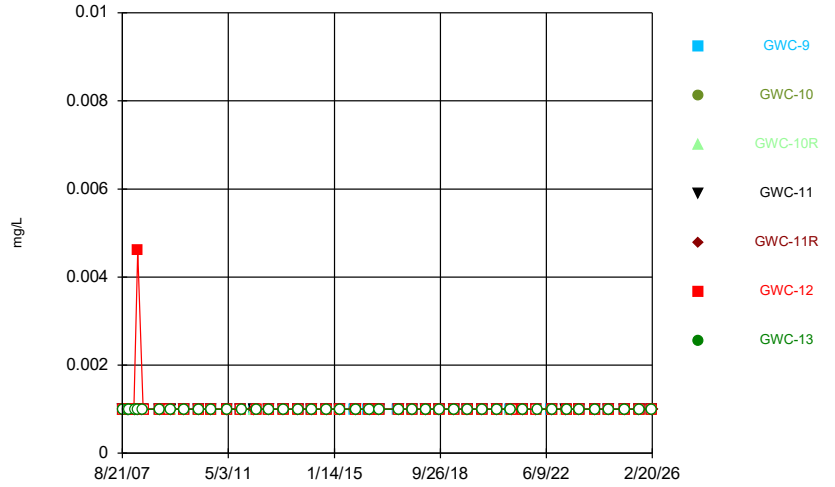

Constituent: Silver Analysis Run 8/10/2026 3:46 PM
Plant Bowen Client: Southern Company Data: Bowen 1, 2, 9, & 10

Sanitas™ v.10.1.08 Software licensed to Groundwater Stats Consulting. UG
Hollow symbols indicate censored values.

Time Series

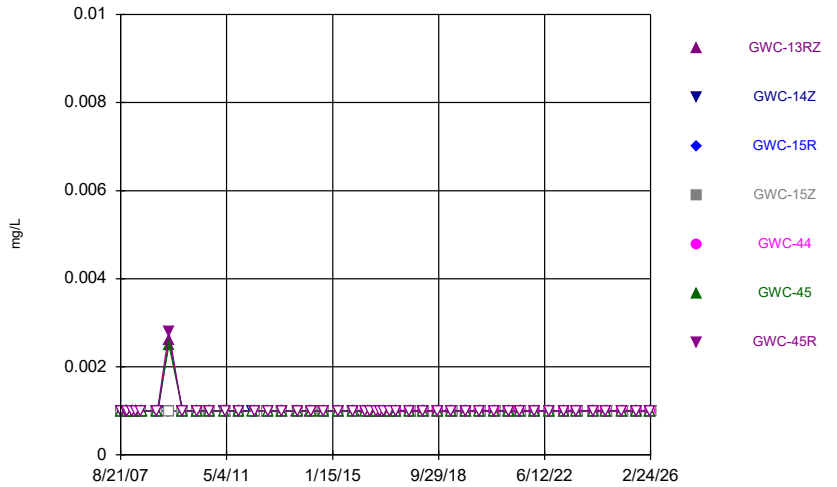

Constituent: Silver Analysis Run 8/10/2026 3:46 PM
Plant Bowen Client: Southern Company Data: Bowen 1, 2, 9, & 10

Sanitas™ v.10.1.08 Software licensed to Groundwater Stats Consulting. UG
Hollow symbols indicate censored values.

Time Series

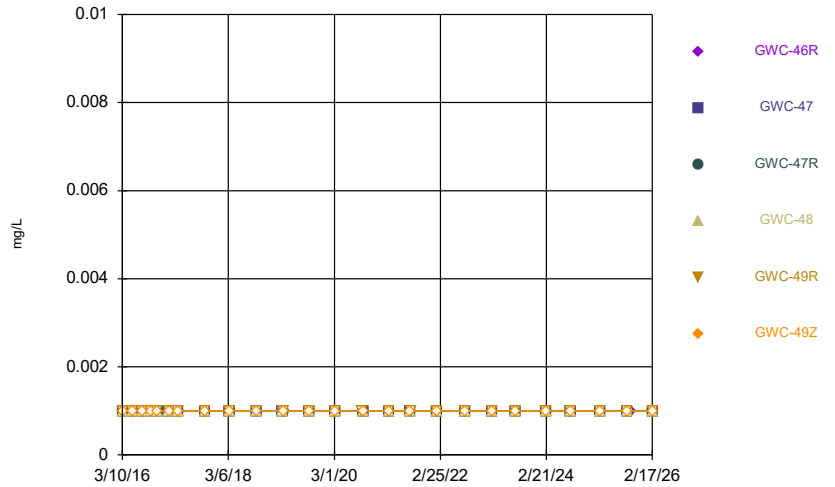

Constituent: Silver Analysis Run 8/10/2026 3:47 PM
Plant Bowen Client: Southern Company Data: Bowen 1, 2, 9, & 10

Sanitas™ v.10.1.08 Software licensed to Groundwater Stats Consulting. UG
Hollow symbols indicate censored values.

Time Series

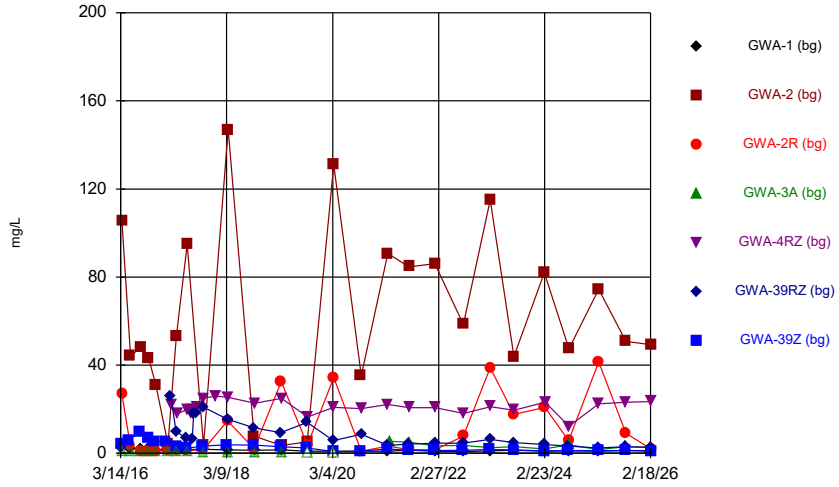

Constituent: Sulfate Analysis Run 8/10/2026 3:47 PM
Plant Bowen Client: Southern Company Data: Bowen 1, 2, 9, & 10

Sanitas™ v.10.1.08 Software licensed to Groundwater Stats Consulting. UG
Hollow symbols indicate censored values.

Time Series

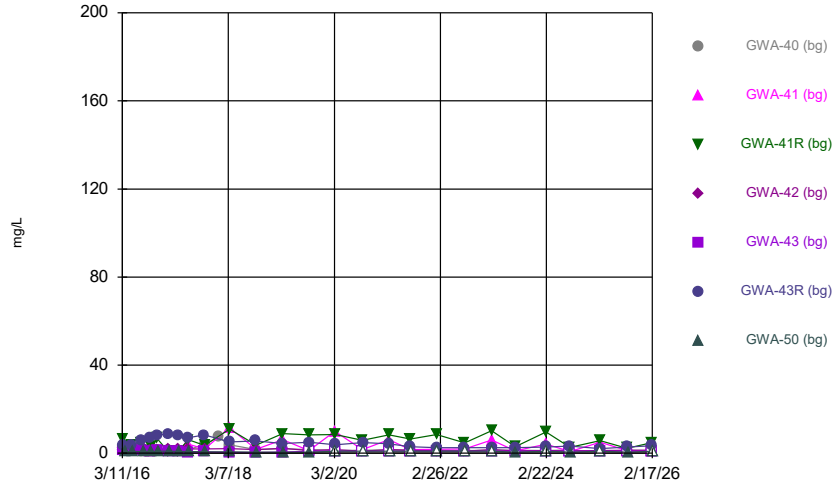

Constituent: Sulfate Analysis Run 8/10/2026 3:47 PM
Plant Bowen Client: Southern Company Data: Bowen 1, 2, 9, & 10

Sanitas™ v.10.1.08 Software licensed to Groundwater Stats Consulting. UG
Hollow symbols indicate censored values.

Time Series

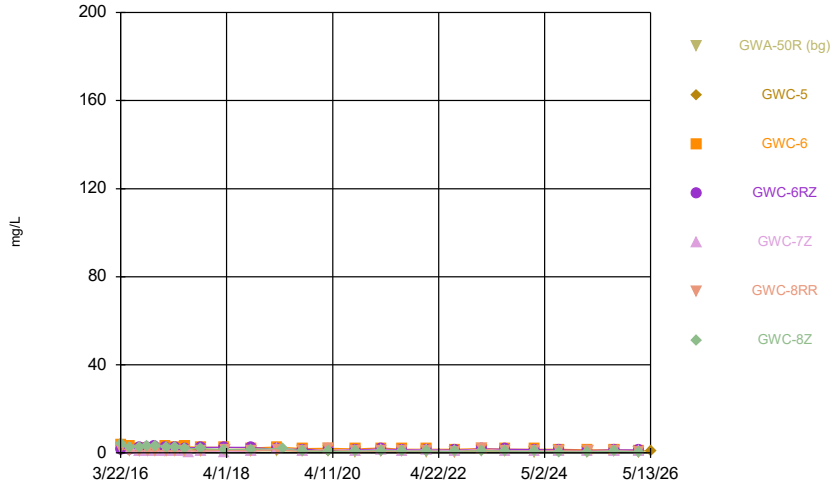

Constituent: Sulfate Analysis Run 8/10/2026 3:47 PM
Plant Bowen Client: Southern Company Data: Bowen 1, 2, 9, & 10

Sanitas™ v.10.1.08 Software licensed to Groundwater Stats Consulting. UG
Hollow symbols indicate censored values.

Time Series

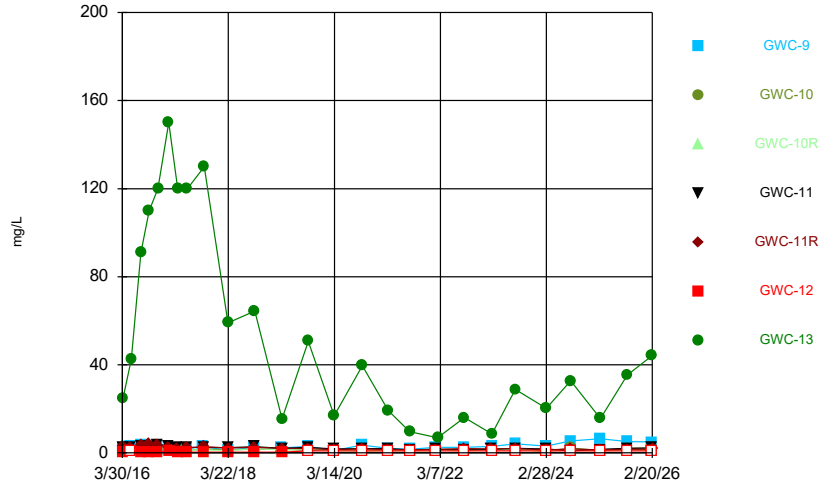

Constituent: Sulfate Analysis Run 8/10/2026 3:47 PM
Plant Bowen Client: Southern Company Data: Bowen 1, 2, 9, & 10

Sanitas™ v.10.1.08 Software licensed to Groundwater Stats Consulting. UG
Hollow symbols indicate censored values.

Time Series

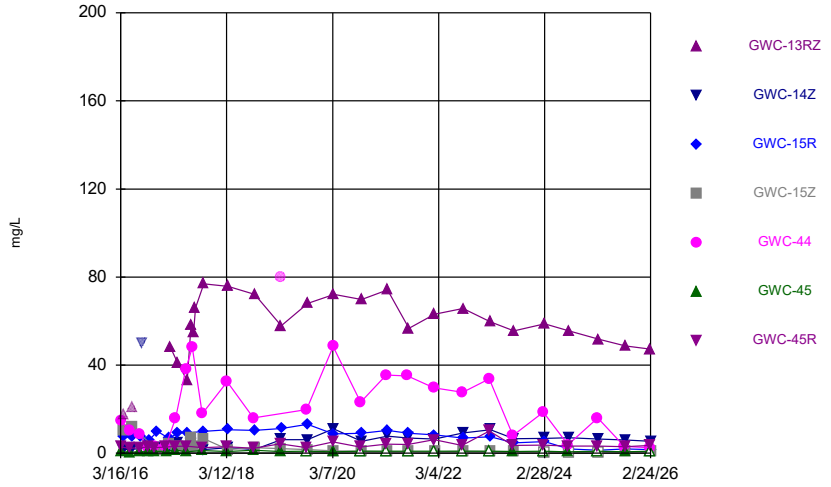

Constituent: Sulfate Analysis Run 8/10/2026 3:47 PM
Plant Bowen Client: Southern Company Data: Bowen 1, 2, 9, & 10

Sanitas™ v.10.1.08 Software licensed to Groundwater Stats Consulting. UG

Time Series

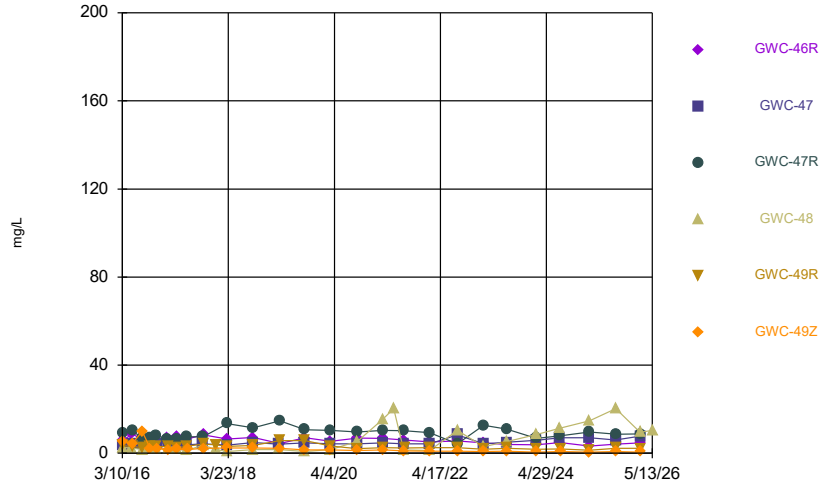

Constituent: Sulfate Analysis Run 8/10/2026 3:47 PM
Plant Bowen Client: Southern Company Data: Bowen 1, 2, 9, & 10

Sanitas™ v.10.1.08 Software licensed to Groundwater Stats Consulting. UG
Hollow symbols indicate censored values.

Time Series

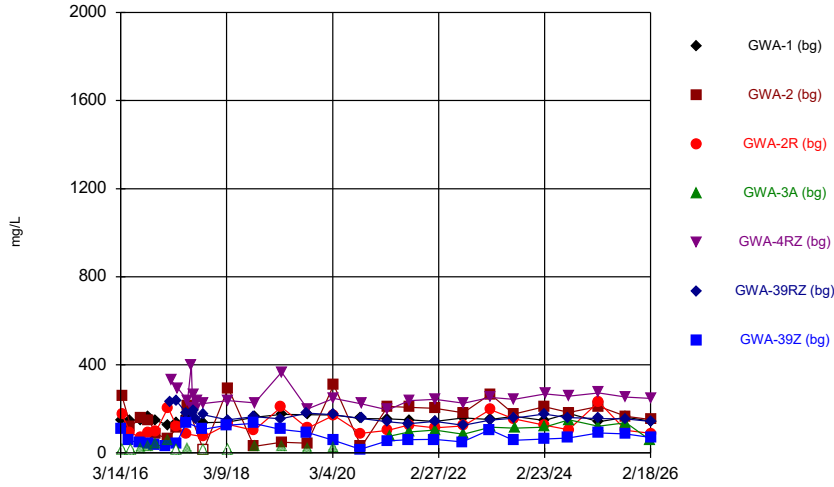

Constituent: TDS Analysis Run 8/10/2026 3:47 PM
Plant Bowen Client: Southern Company Data: Bowen 1, 2, 9, & 10

Sanitas™ v.10.1.08 Software licensed to Groundwater Stats Consulting. UG
Hollow symbols indicate censored values.

Time Series

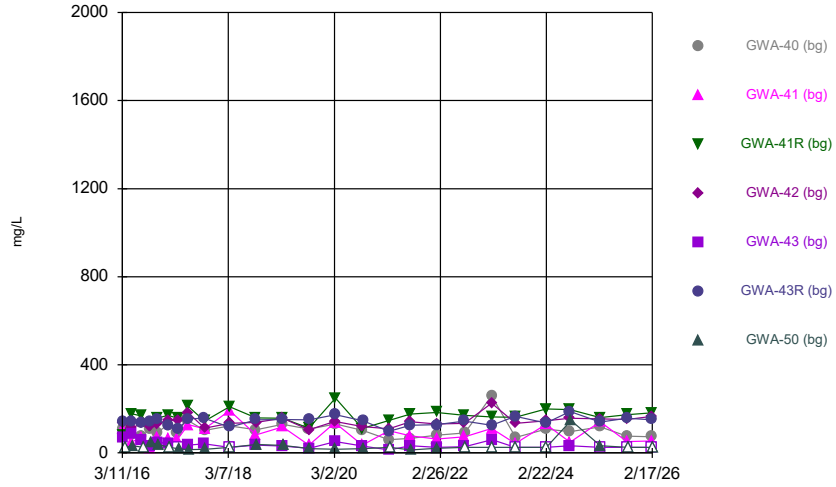

Constituent: TDS Analysis Run 8/10/2026 3:47 PM
Plant Bowen Client: Southern Company Data: Bowen 1, 2, 9, & 10

Sanitas™ v.10.1.08 Software licensed to Groundwater Stats Consulting. UG
Hollow symbols indicate censored values.

Time Series

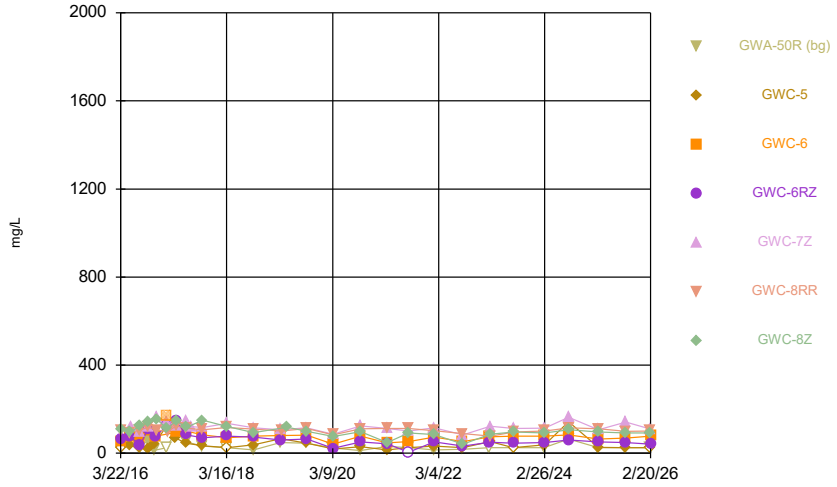

Constituent: TDS Analysis Run 8/10/2026 3:47 PM
Plant Bowen Client: Southern Company Data: Bowen 1, 2, 9, & 10

Sanitas™ v.10.1.08 Software licensed to Groundwater Stats Consulting. UG
Hollow symbols indicate censored values.

Time Series

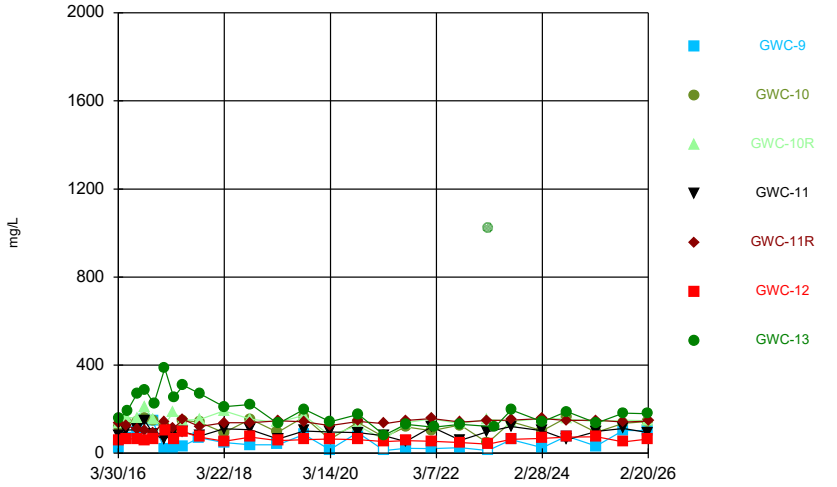

Constituent: TDS Analysis Run 8/10/2026 3:47 PM
Plant Bowen Client: Southern Company Data: Bowen 1, 2, 9, & 10

Sanitas™ v.10.1.08 Software licensed to Groundwater Stats Consulting. UG
Hollow symbols indicate censored values.

Time Series

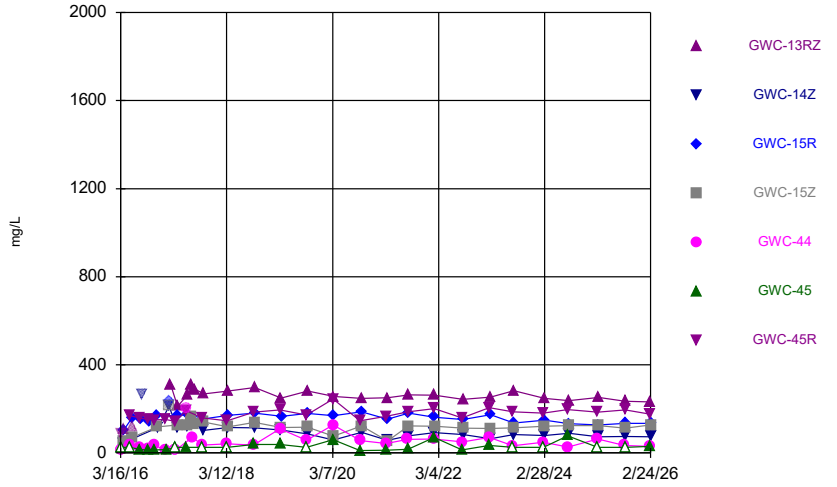

Constituent: TDS Analysis Run 8/10/2026 3:47 PM
Plant Bowen Client: Southern Company Data: Bowen 1, 2, 9, & 10

Sanitas™ v.10.1.08 Software licensed to Groundwater Stats Consulting. UG
Hollow symbols indicate censored values.

Time Series

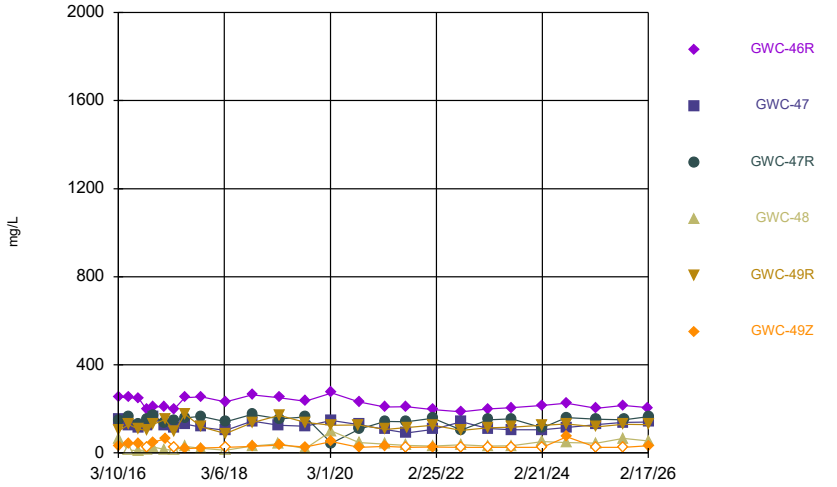

Constituent: TDS Analysis Run 8/10/2026 3:47 PM
Plant Bowen Client: Southern Company Data: Bowen 1, 2, 9, & 10

Sanitas™ v.10.1.08 Software licensed to Groundwater Stats Consulting. UG
Hollow symbols indicate censored values.

Time Series

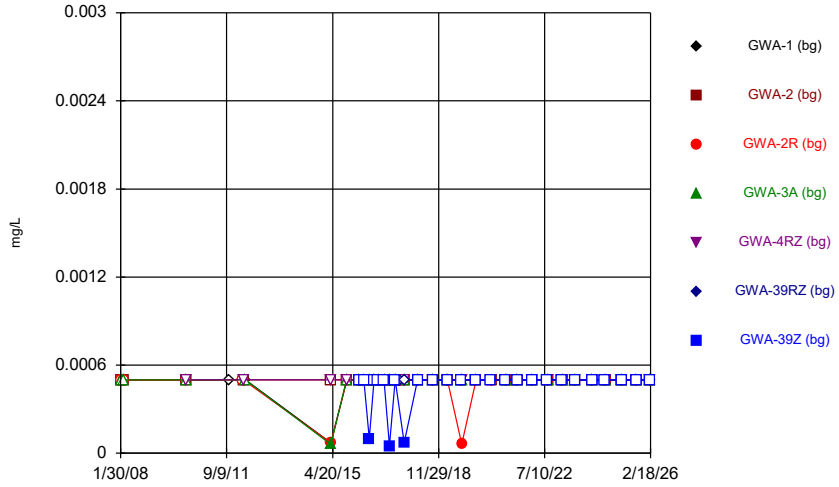

Constituent: Thallium Analysis Run 8/10/2026 3:47 PM
Plant Bowen Client: Southern Company Data: Bowen 1, 2, 9, & 10

Sanitas™ v.10.1.08 Software licensed to Groundwater Stats Consulting. UG
Hollow symbols indicate censored values.

Time Series

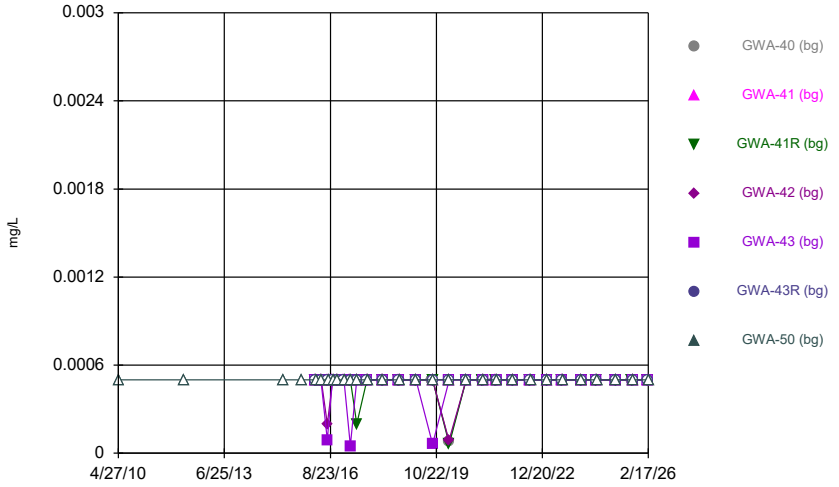

Constituent: Thallium Analysis Run 8/10/2026 3:47 PM
Plant Bowen Client: Southern Company Data: Bowen 1, 2, 9, & 10

Sanitas™ v.10.1.08 Software licensed to Groundwater Stats Consulting. UG
Hollow symbols indicate censored values.

Time Series

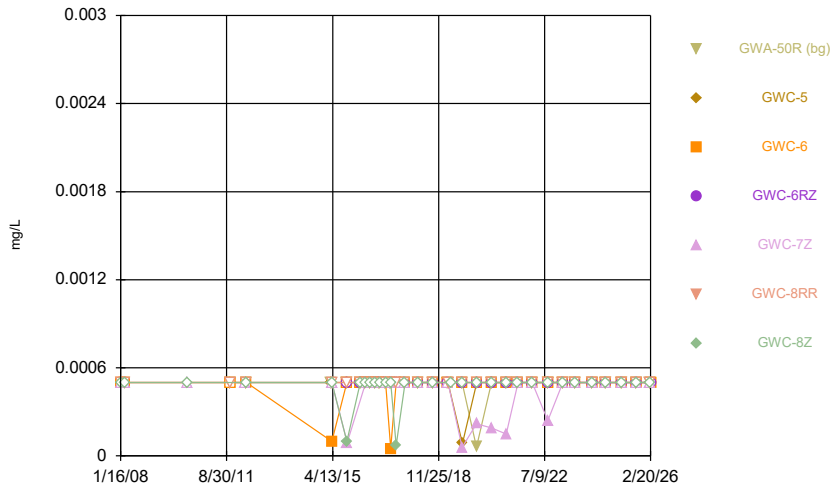

Constituent: Thallium Analysis Run 8/10/2026 3:47 PM
Plant Bowen Client: Southern Company Data: Bowen 1, 2, 9, & 10

Sanitas™ v.10.1.08 Software licensed to Groundwater Stats Consulting. UG
Hollow symbols indicate censored values.

Time Series

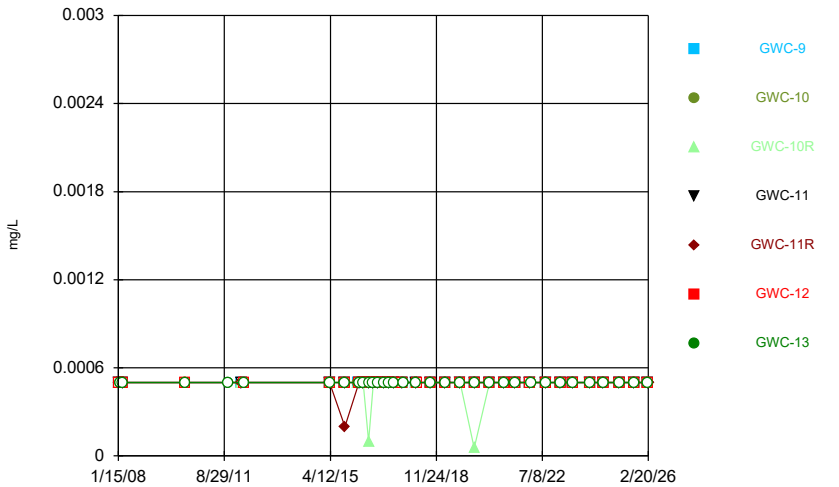

Constituent: Thallium Analysis Run 8/10/2026 3:47 PM
Plant Bowen Client: Southern Company Data: Bowen 1, 2, 9, & 10

Sanitas™ v.10.1.08 Software licensed to Groundwater Stats Consulting. UG
Hollow symbols indicate censored values.

Time Series

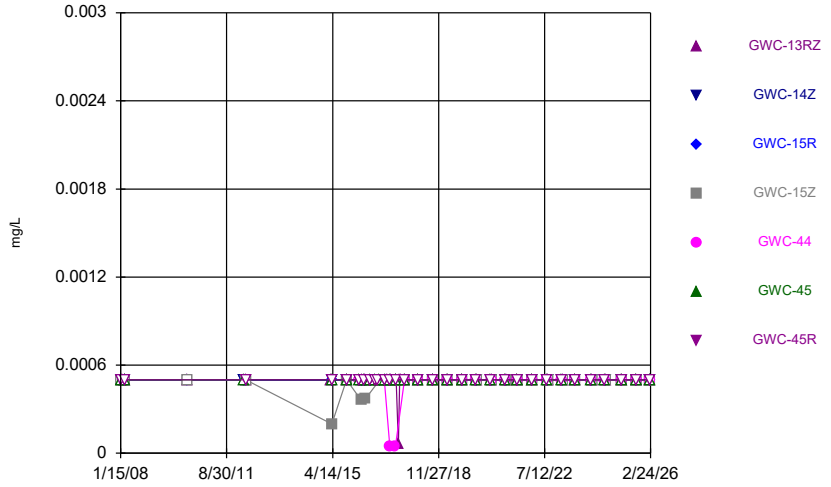

Constituent: Thallium Analysis Run 8/10/2026 3:47 PM
Plant Bowen Client: Southern Company Data: Bowen 1, 2, 9, & 10

Sanitas™ v.10.1.08 Software licensed to Groundwater Stats Consulting. UG
Hollow symbols indicate censored values.

Time Series

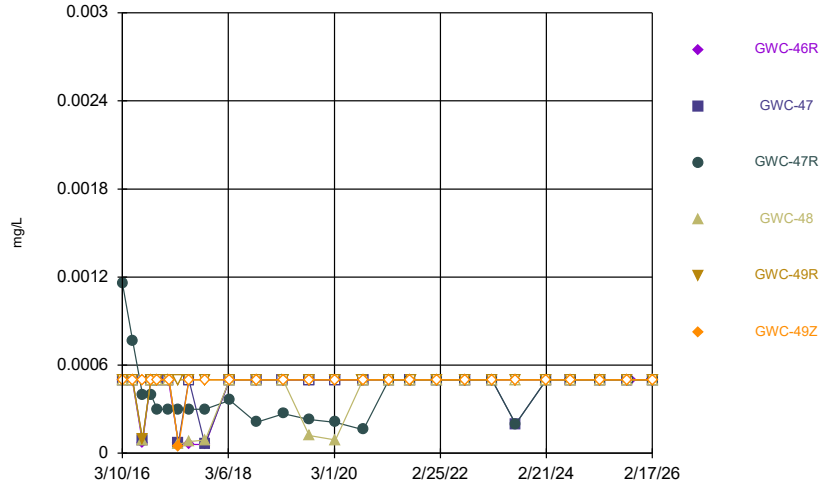

Constituent: Thallium Analysis Run 8/10/2026 3:47 PM
Plant Bowen Client: Southern Company Data: Bowen 1, 2, 9, & 10

Sanitas™ v.10.1.08 Software licensed to Groundwater Stats Consulting. UG
Hollow symbols indicate censored values.

Time Series

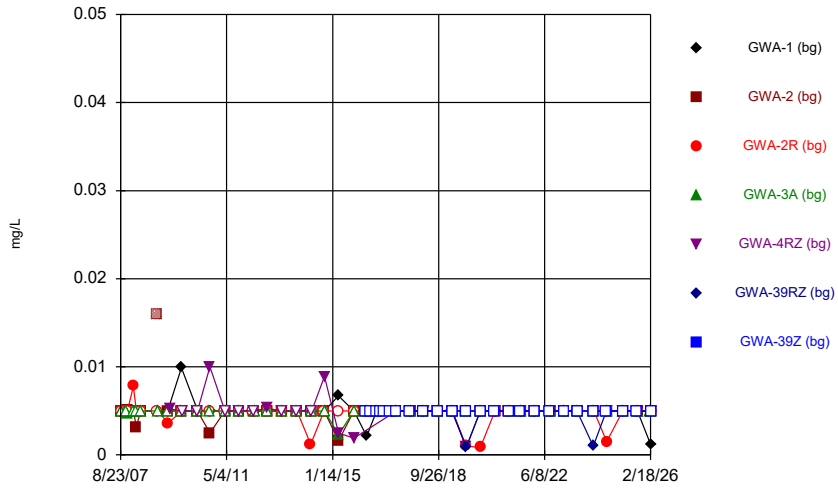

Constituent: Vanadium Analysis Run 8/10/2026 3:47 PM
Plant Bowen Client: Southern Company Data: Bowen 1, 2, 9, & 10

Sanitas™ v.10.1.08 Software licensed to Groundwater Stats Consulting. UG
Hollow symbols indicate censored values.

Time Series

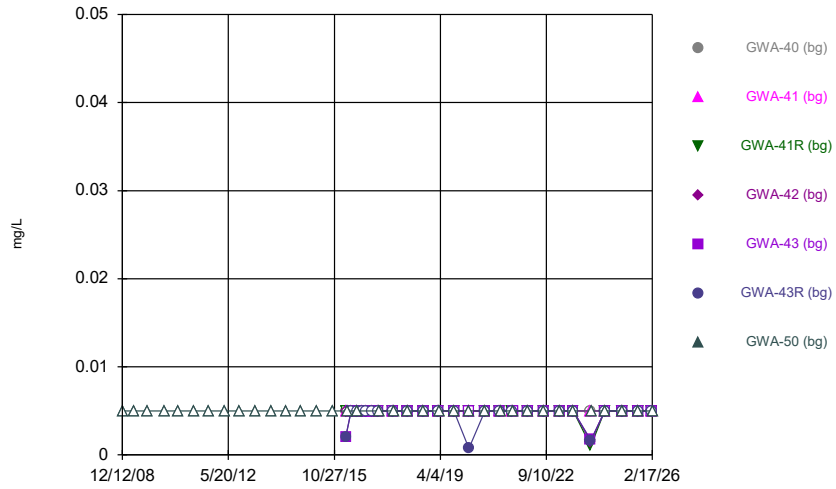

Constituent: Vanadium Analysis Run 8/10/2026 3:47 PM
Plant Bowen Client: Southern Company Data: Bowen 1, 2, 9, & 10

Sanitas™ v.10.1.08 Software licensed to Groundwater Stats Consulting. UG
Hollow symbols indicate censored values.

Time Series

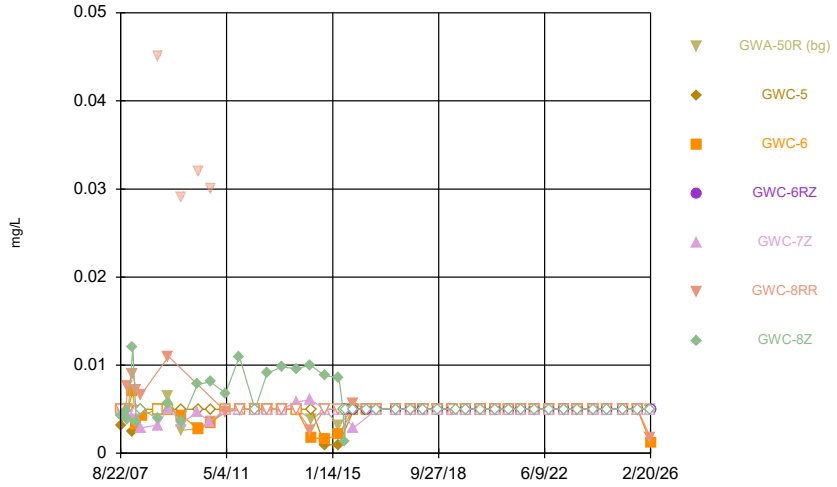

Constituent: Vanadium Analysis Run 8/10/2026 3:47 PM
Plant Bowen Client: Southern Company Data: Bowen 1, 2, 9, & 10

Sanitas™ v.10.1.08 Software licensed to Groundwater Stats Consulting. UG
Hollow symbols indicate censored values.

Time Series

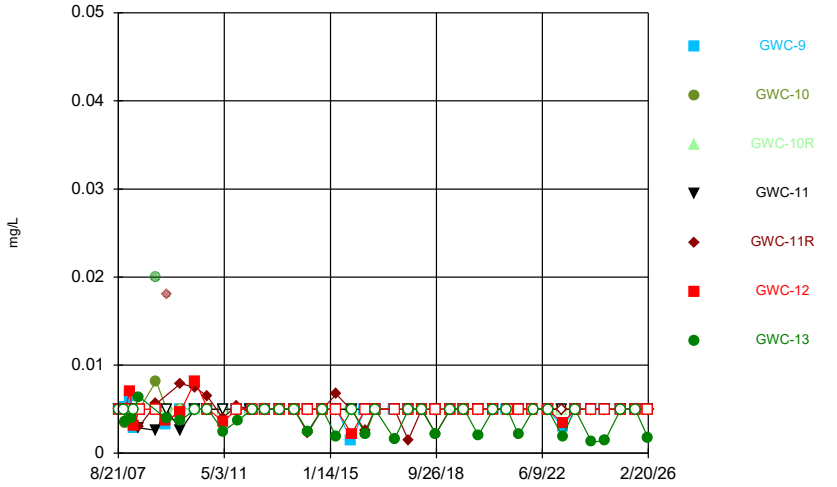

Constituent: Vanadium Analysis Run 8/10/2026 3:47 PM
Plant Bowen Client: Southern Company Data: Bowen 1, 2, 9, & 10

Sanitas™ v.10.1.08 Software licensed to Groundwater Stats Consulting. UG
Hollow symbols indicate censored values.

Time Series

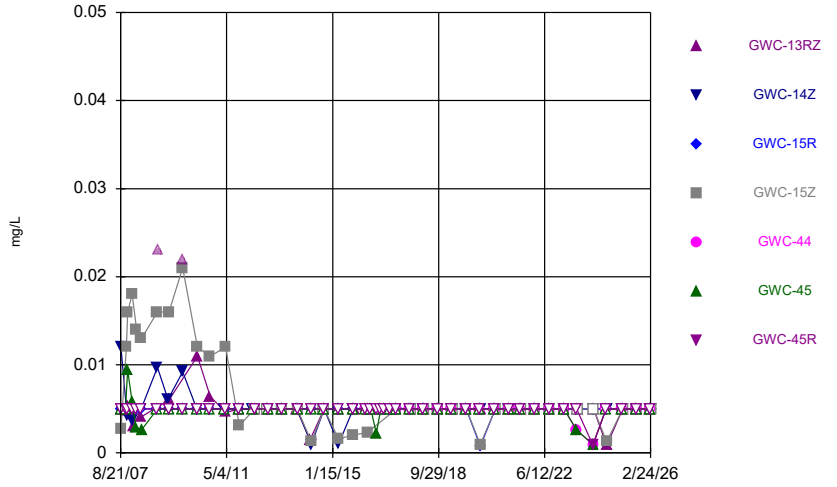

Constituent: Vanadium Analysis Run 8/10/2026 3:47 PM
Plant Bowen Client: Southern Company Data: Bowen 1, 2, 9, & 10

Sanitas™ v.10.1.08 Software licensed to Groundwater Stats Consulting. UG
Hollow symbols indicate censored values.

Time Series

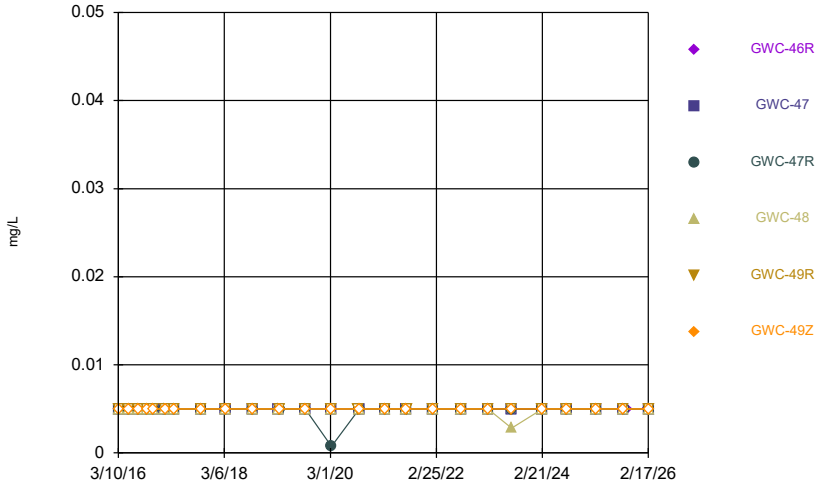

Constituent: Vanadium Analysis Run 8/10/2026 3:47 PM
Plant Bowen Client: Southern Company Data: Bowen 1, 2, 9, & 10

Sanitas™ v.10.1.08 Software licensed to Groundwater Stats Consulting. UG
Hollow symbols indicate censored values.

Time Series

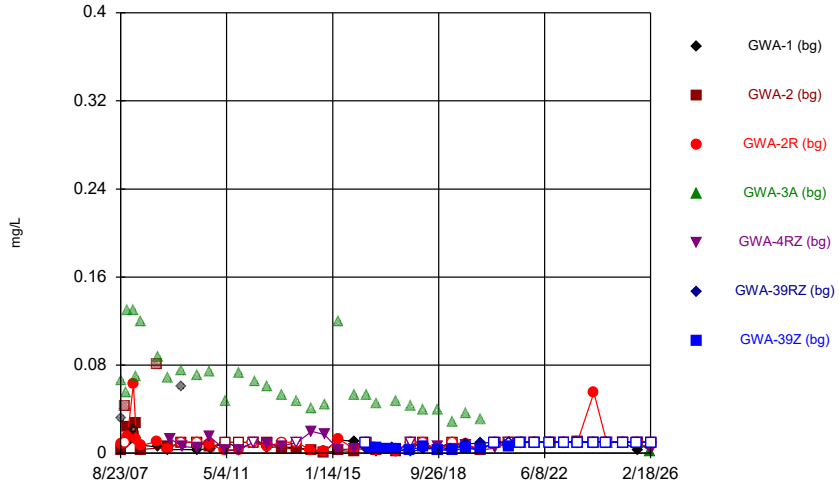

Constituent: Zinc Analysis Run 8/10/2026 3:47 PM
Plant Bowen Client: Southern Company Data: Bowen 1, 2, 9, & 10

Sanitas™ v.10.1.08 Software licensed to Groundwater Stats Consulting. UG
Hollow symbols indicate censored values.

Time Series

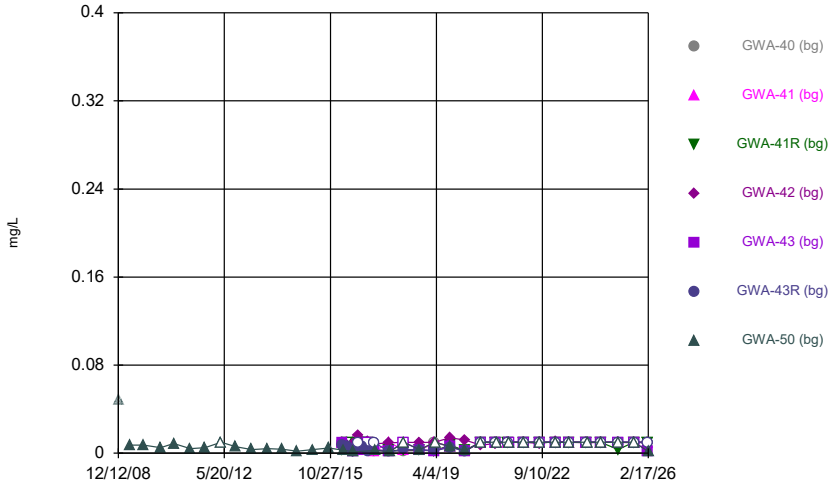

Constituent: Zinc Analysis Run 8/10/2026 3:47 PM
Plant Bowen Client: Southern Company Data: Bowen 1, 2, 9, & 10

Sanitas™ v.10.1.08 Software licensed to Groundwater Stats Consulting. UG
Hollow symbols indicate censored values.

Time Series

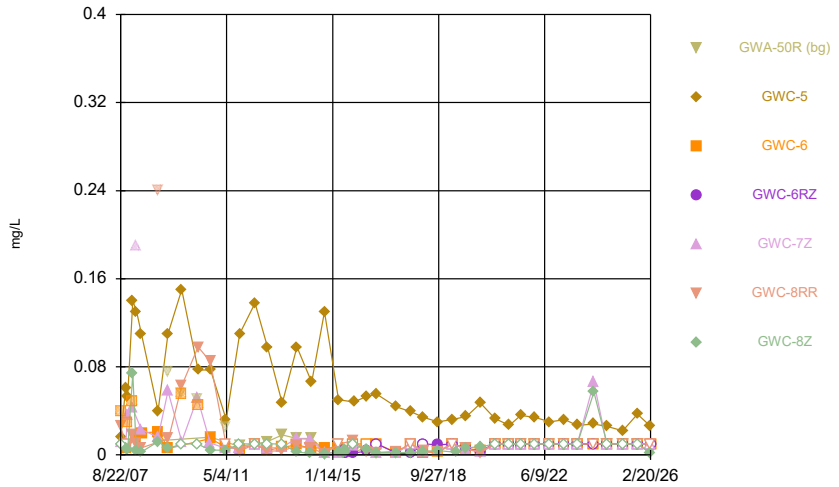

Constituent: Zinc Analysis Run 8/10/2026 3:47 PM
Plant Bowen Client: Southern Company Data: Bowen 1, 2, 9, & 10

Sanitas™ v.10.1.08 Software licensed to Groundwater Stats Consulting. UG
Hollow symbols indicate censored values.

Time Series

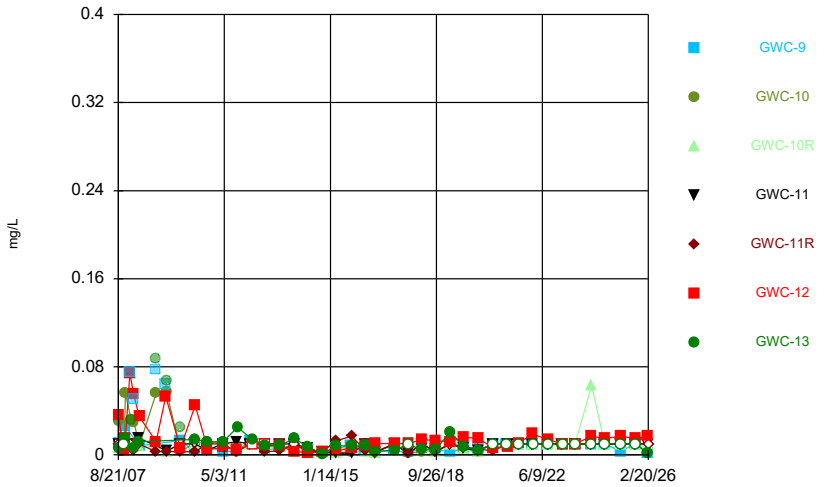

Constituent: Zinc Analysis Run 8/10/2026 3:47 PM
Plant Bowen Client: Southern Company Data: Bowen 1, 2, 9, & 10

Sanitas™ v.10.1.08 Software licensed to Groundwater Stats Consulting. UG
Hollow symbols indicate censored values.

Time Series

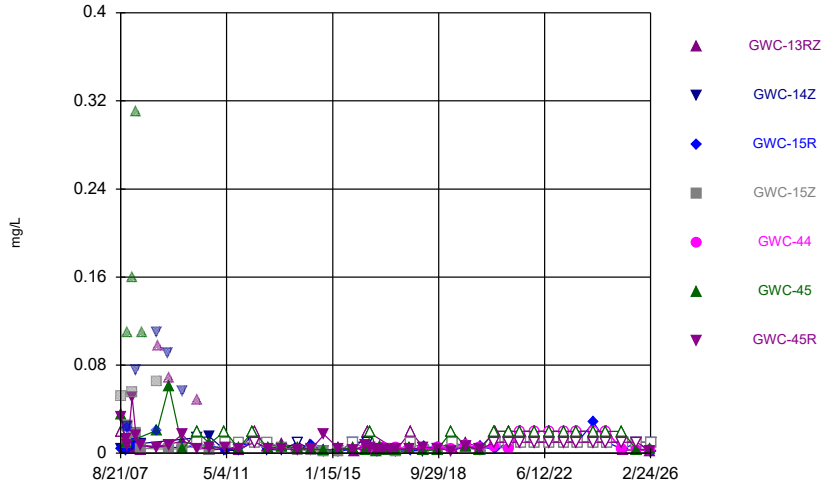

Constituent: Zinc Analysis Run 8/10/2026 3:47 PM
Plant Bowen Client: Southern Company Data: Bowen 1, 2, 9, & 10

Sanitas™ v.10.1.08 Software licensed to Groundwater Stats Consulting. UG
Hollow symbols indicate censored values.

Time Series

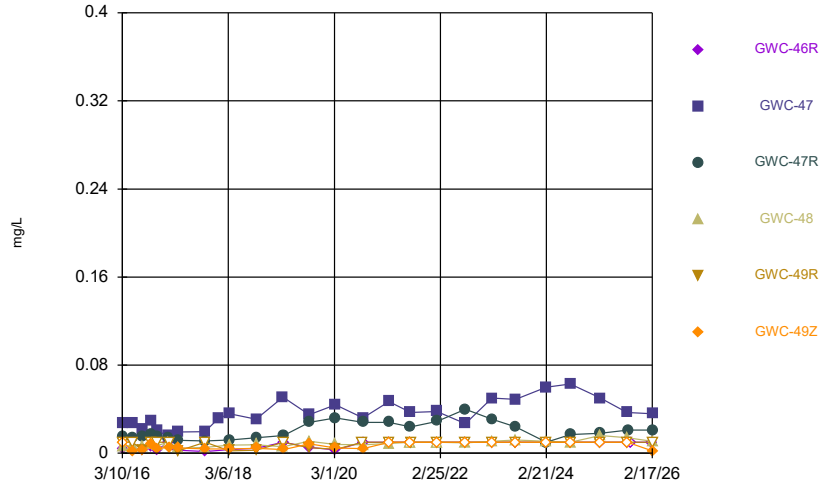

Constituent: Zinc Analysis Run 8/10/2026 3:47 PM
Plant Bowen Client: Southern Company Data: Bowen 1, 2, 9, & 10

Time Series

Constituent: Antimony (mg/L) Analysis Run 8/10/2026 3:48 PM

Plant Bowen Client: Southern Company Data: Bowen 1, 2, 9, & 10

	GWA-1 (bg)	GWA-2 (bg)	GWA-2R (bg)	GWA-3A (bg)	GWA-4RZ (bg)	GWA-39RZ (bg)	GWA-39Z (bg)
8/23/2007	<0.003	<0.002	<0.005	<0.002			
10/23/2007	<0.003						
10/24/2007		<0.002	<0.005				
11/2/2007				<0.002			
11/18/2007	<0.003	<0.002	<0.005	<0.002			
1/30/2008	<0.003						
1/31/2008		<0.002	<0.005	<0.002			
3/10/2008	<0.003		<0.005				
3/11/2008		<0.002		<0.002			
5/6/2008		<0.002					
5/13/2008	<0.003		<0.005				
5/14/2008				<0.002			
12/4/2008		<0.002	<0.005				
12/5/2008	<0.003			<0.002			
4/15/2009	<0.003			<0.002			
4/21/2009		<0.002	<0.005				
5/20/2009					<0.002		
10/7/2009	<0.003	<0.002					
10/8/2009			<0.005	<0.002			
10/19/2009					<0.002		
4/21/2010			<0.005				
4/26/2010		<0.002					
4/27/2010					<0.002		
4/28/2010				<0.002			
5/3/2010	<0.003						
9/28/2010			<0.005				
10/4/2010		<0.002			<0.002		
10/6/2010				<0.002			
10/12/2010	<0.003						
4/12/2011			<0.005				
4/13/2011		<0.002					
4/14/2011					<0.002		
4/21/2011				<0.002			
4/27/2011	<0.003						
10/4/2011			<0.005				
10/5/2011		<0.002			<0.002		
10/13/2011				<0.002			
10/17/2011	0.0054						
4/3/2012			0.0053				
4/11/2012		<0.002			<0.002		
5/1/2012				<0.002			
5/2/2012	<0.003						
10/2/2012					<0.002		
10/8/2012	<0.003						
10/9/2012		<0.002	<0.005	<0.002			
4/11/2013			0.0075	<0.002	<0.002		
4/12/2013	0.0058						
4/15/2013		<0.002					
10/15/2013		<0.002					
10/16/2013	0.01		<0.005	<0.002			
10/21/2013					<0.002		
4/10/2014			0.0081				

ND substitution: RL or RL/2 if <15% NDs.

Time Series

Constituent: Antimony (mg/L) Analysis Run 8/10/2026 3:48 PM

Plant Bowen Client: Southern Company Data: Bowen 1, 2, 9, & 10

	GWA-1 (bg)	GWA-2 (bg)	GWA-2R (bg)	GWA-3A (bg)	GWA-4RZ (bg)	GWA-39RZ (bg)	GWA-39Z (bg)
4/11/2014	0.0035 (J)						
4/22/2014		<0.002					
4/23/2014				<0.002	<0.002		
9/30/2014	0.0068	<0.002	0.0022 (J)				
10/4/2014				0.0031 (J)	<0.002		
3/30/2015	0.0074	<0.002	0.011				
3/31/2015				0.0068	<0.002		
10/11/2015					<0.002		
10/12/2015				<0.002			
10/13/2015	0.017	<0.002	0.0045 (J)				
3/14/2016							<0.002
3/22/2016	0.00567						
3/23/2016		<0.002	0.00281 (J)	0.0035			
5/11/2016							0.000839 (J)
5/19/2016	0.00319		0.00264 (J)				
5/20/2016		<0.002					
5/23/2016				<0.002			
7/19/2016							0.0024 (J)
7/29/2016	0.0025 (J)	<0.002	0.0069	0.0029 (J)			
9/15/2016							0.0009 (J)
9/22/2016			0.0066	0.0041			
9/23/2016	0.0051	<0.002					
11/2/2016							0.001 (J)
11/9/2016	0.0097	0.001 (J)					
11/10/2016			0.0024 (J)	0.0048			
1/18/2017							0.0017 (J)
1/30/2017	0.0032						
1/31/2017		<0.002	0.0064	<0.002			
2/21/2017						0.0057	
2/22/2017					0.0018 (J)		
3/27/2017						0.0013 (J)	
3/28/2017							0.0006 (J)
3/30/2017	0.0028 (J)	<0.002		0.001 (J)			
4/3/2017			0.0049				
4/7/2017					0.0008 (J)		
6/7/2017							0.0003 (J)
6/8/2017						0.0035	
6/9/2017	0.0018 (J)		0.0024 (J)				
6/12/2017		0.0006 (J)		0.0016 (J)			
6/14/2017					0.0011 (J)		
7/12/2017					0.0015 (J)		
7/17/2017						0.005	
7/20/2017					<0.002		
7/27/2017						0.0033	
7/28/2017					<0.002		
8/9/2017					<0.002	0.0012 (J)	
8/24/2017					0.0007 (J)		
9/26/2017							<0.002
9/29/2017						0.0013 (J)	
10/2/2017	0.0014 (J)	<0.002	0.0045				
10/3/2017					<0.002		
10/4/2017				0.0009 (J)			

ND substitution: RL or RL/2 if <15% NDs.

Time Series

Constituent: Antimony (mg/L) Analysis Run 8/10/2026 3:48 PM

Plant Bowen Client: Southern Company Data: Bowen 1, 2, 9, & 10

	GWA-1 (bg)	GWA-2 (bg)	GWA-2R (bg)	GWA-3A (bg)	GWA-4RZ (bg)	GWA-39RZ (bg)	GWA-39Z (bg)
3/14/2018							<0.002
3/16/2018	0.0014 (J)		0.021 (O)			0.0078	
3/19/2018		<0.002		0.0019 (J)			
3/21/2018					<0.002		
9/12/2018							<0.002
9/14/2018		<0.002	0.0054			0.0056	
9/17/2018	0.001 (J)			0.0011 (J)			
9/18/2018					<0.002		
3/14/2019						0.014 (O)	
3/15/2019							<0.002
3/19/2019			0.0019 (J)				
3/20/2019	<0.003	<0.002		0.0019 (J)			
3/21/2019					<0.002		
9/9/2019							0.00079 (J)
9/11/2019						0.0098	
9/12/2019	0.0037	<0.002					
9/13/2019			0.0044	0.0013 (J)	0.00052 (J)		
3/9/2020						0.0013 (J)	0.0011 (J)
3/11/2020	0.00079 (J)	<0.002	0.002 (J)	0.0045			
3/12/2020					0.0017 (J)		
9/10/2020							0.0003 (J)
9/15/2020	0.0061	<0.002	0.0037				
9/16/2020						0.0028 (J)	
9/17/2020					0.00087 (J)		
3/12/2021							0.0039
3/16/2021	0.0014 (J)		0.005		0.00082 (J)	0.00041 (J)	
3/17/2021		<0.002					
3/29/2021				<0.002			
8/4/2021							0.00083 (J)
8/6/2021						<0.003	
8/9/2021	0.0027 (J)	<0.002	0.0033	<0.002			
8/10/2021					0.0013 (J)		
1/31/2022							<0.002
2/1/2022	0.0028 (J)	<0.002	0.0029 (J)				
2/2/2022				<0.002		<0.003	
2/3/2022					<0.002		
8/10/2022							<0.002
8/16/2022	0.0084	<0.002	0.002 (J)	<0.002		0.001 (J)	
8/17/2022					<0.002		
2/13/2023							0.00087 (J)
2/14/2023						0.0019 (J)	
2/16/2023	0.016	<0.002	0.0048				
2/17/2023				<0.002	<0.002		
7/25/2023						<0.003	
7/26/2023							0.0028 (J)
7/27/2023	0.011	<0.002	0.0095				
7/28/2023					<0.002		
8/1/2023				<0.002			
2/19/2024						0.0016 (J)	0.00081 (J)
2/22/2024	0.0014 (J)	<0.002		<0.002			
2/26/2024			0.0019 (J)				
2/27/2024					<0.002		

ND substitution: RL or RL/2 if <15% NDs.

Time Series

Constituent: Antimony (mg/L) Analysis Run 8/10/2026 3:48 PM

Plant Bowen Client: Southern Company Data: Bowen 1, 2, 9, & 10

	GWA-1 (bg)	GWA-2 (bg)	GWA-2R (bg)	GWA-3A (bg)	GWA-4RZ (bg)	GWA-39RZ (bg)	GWA-39Z (bg)
8/1/2024						0.00097 (J)	<0.002
8/6/2024			0.0021 (J)				
8/7/2024	0.0028 (J)	<0.002					
8/8/2024				<0.002	<0.002		
2/25/2025							<0.002
2/26/2025				<0.002		0.0022 (J)	
2/27/2025	0.00062 (J)	<0.002	0.0042				
2/28/2025					<0.002		
8/28/2025						0.0011 (J)	<0.002
9/2/2025	0.0016 (J)	<0.002	0.0024	<0.002			
9/3/2025					<0.002		
2/17/2026				<0.002			
2/18/2026	0.0026	<0.002	0.0017 (J)		<0.002	0.0015 (J)	<0.002

ND substitution: RL or RL/2 if <15% NDs.

Time Series

Constituent: Antimony (mg/L) Analysis Run 8/10/2026 3:48 PM

Plant Bowen Client: Southern Company Data: Bowen 1, 2, 9, & 10

	GWA-40 (bg)	GWA-41 (bg)	GWA-41R (bg)	GWA-42 (bg)	GWA-43 (bg)	GWA-43R (bg)	GWA-50 (bg)
12/12/2008							<0.002
4/23/2009							<0.002
10/6/2009							<0.002
4/27/2010							<0.002
9/30/2010							<0.002
4/14/2011							<0.002
10/5/2011							<0.002
4/11/2012							<0.002
10/2/2012							<0.002
4/9/2013							<0.002
10/15/2013							<0.002
4/10/2014							<0.002
10/1/2014							<0.002
3/30/2015							<0.002
10/11/2015							<0.002
3/11/2016				<0.002	<0.002	<0.002	
3/15/2016	<0.002	<0.002	<0.002				
3/28/2016							0.00139 (J)
5/11/2016	<0.002						
5/12/2016		<0.002					
5/13/2016			<0.002		<0.002	<0.002	
5/16/2016				<0.002			
5/23/2016							0.000677 (J)
7/19/2016					0.0004 (J)	<0.002	
7/20/2016		<0.002					
7/21/2016	<0.002		0.0007 (J)				
7/22/2016				0.002 (J)			
8/1/2016							0.001 (J)
9/15/2016	<0.002	<0.002					
9/16/2016					<0.002	<0.002	
9/19/2016				<0.002			
9/21/2016			<0.002				
9/26/2016							<0.002
11/2/2016					<0.002	<0.002	
11/3/2016	0.0021 (J)	<0.002	<0.002	<0.002			
11/10/2016							0.0022 (J)
1/17/2017	<0.002		<0.002	<0.002			
1/18/2017		<0.002			<0.002	0.0013 (J)	
1/30/2017							<0.002
3/24/2017	<0.002	<0.002					
3/27/2017			0.0008 (J)	<0.002			
3/28/2017					<0.002	<0.002	
4/7/2017							<0.002
5/24/2017	<0.002						
6/6/2017		<0.002	<0.002		<0.002	0.0007 (J)	
6/7/2017				<0.002			
6/12/2017							0.001 (J)
9/22/2017					<0.002	0.0012 (J)	
9/25/2017		<0.002	0.0035				
9/26/2017	<0.002			<0.002			
10/2/2017							<0.002
3/14/2018	<0.002	<0.002	<0.002	<0.002	<0.002		

ND substitution: RL or RL/2 if <15% NDs.

Time Series

Constituent: Antimony (mg/L) Analysis Run 8/10/2026 3:48 PM

Plant Bowen Client: Southern Company Data: Bowen 1, 2, 9, & 10

	GWA-40 (bg)	GWA-41 (bg)	GWA-41R (bg)	GWA-42 (bg)	GWA-43 (bg)	GWA-43R (bg)	GWA-50 (bg)
3/15/2018						<0.002	
3/16/2018							<0.002
9/12/2018	<0.002	<0.002	0.003 (J)		<0.002	<0.002	
9/14/2018				<0.002			
9/17/2018							<0.002
3/13/2019	<0.002				<0.002	<0.002	
3/14/2019		<0.002	<0.002	<0.002			
3/19/2019							<0.002
9/9/2019	<0.002						
9/10/2019		<0.002	0.0029 (J)	<0.002			
9/11/2019					<0.002	0.00029 (J)	
9/13/2019							<0.002
3/6/2020		<0.002		<0.002			
3/9/2020	<0.002		0.0037		0.00062 (J)	0.00037 (J)	
3/11/2020							0.0005 (J)
9/10/2020		<0.002	0.0019 (J)	<0.002			
9/11/2020	<0.002				<0.002		
9/14/2020						<0.002	
9/16/2020							<0.002
3/10/2021	<0.002		0.00037 (J)				
3/11/2021		0.00038 (J)		<0.002	<0.002	0.00074 (J)	
3/17/2021							<0.002
8/4/2021	<0.002	<0.002	<0.002	<0.002			
8/5/2021						<0.002	
8/6/2021					<0.002		
8/9/2021							<0.002
1/31/2022	0.0014 (J)	<0.002	0.0011 (J)	<0.002	<0.002	<0.002	
2/1/2022							0.0015 (J)
8/10/2022				<0.002		<0.002	
8/11/2022		<0.002	<0.002		<0.002		
8/12/2022	<0.002						
8/16/2022							<0.002
2/13/2023	<0.002	<0.002	0.0045	<0.002		<0.002	
2/14/2023					<0.002		
2/16/2023							<0.002
7/25/2023		0.0029 (J)	0.0021 (J)		<0.002	<0.002	
7/26/2023	<0.002			<0.002			
7/28/2023							<0.002
2/19/2024	<0.002	<0.002	<0.002				
2/20/2024				<0.002	<0.002	0.0015 (J)	
2/22/2024							<0.002
8/1/2024	<0.002	<0.002	0.00085 (J)	<0.002			
8/2/2024					<0.002	0.00086 (J)	
8/8/2024							<0.002
2/25/2025	<0.002	<0.002	0.0089	<0.002	<0.002	<0.002	
2/27/2025							<0.002
8/27/2025	<0.002		0.0027				
8/28/2025		<0.002		<0.002	<0.002	<0.002	
9/2/2025							<0.002
2/16/2026	<0.002	<0.002	<0.002	<0.002	<0.002	<0.002	
2/17/2026							<0.002

ND substitution: RL or RL/2 if <15% NDs.

Time Series

Constituent: Antimony (mg/L) Analysis Run 8/10/2026 3:48 PM

Plant Bowen Client: Southern Company Data: Bowen 1, 2, 9, & 10

	GWA-50R (bg)	GWC-5	GWC-6	GWC-6RZ	GWC-7Z	GWC-8RR	GWC-8Z
8/22/2007			<0.002		<0.003	<0.002	<0.002
8/23/2007		<0.002					
10/25/2007		<0.002	<0.002		0.0058		
10/26/2007						<0.002	
11/1/2007							<0.002
11/19/2007		<0.002					
11/20/2007			<0.002		<0.003	<0.002	<0.002
1/16/2008					<0.003		
1/23/2008		<0.002	<0.002			<0.002	<0.002
3/6/2008					<0.003		
3/10/2008						<0.002	<0.002
3/11/2008		<0.002	<0.002				
5/6/2008						<0.002	
5/12/2008		<0.002					<0.002
5/13/2008					<0.003		
5/14/2008			<0.002				
12/11/2008		<0.002	<0.002				
12/12/2008	<0.002					<0.002	<0.002
12/13/2008					<0.003		
4/15/2009		<0.002			<0.003		
4/22/2009							<0.002
4/23/2009	<0.002		<0.002			<0.002	
10/6/2009	<0.002						
10/8/2009						<0.002	<0.002
10/9/2009		<0.002	<0.002		<0.003		
4/27/2010					<0.003		
4/28/2010							<0.002
5/3/2010	<0.002						
5/4/2010		<0.002	<0.002			<0.002	
10/5/2010					<0.003		
10/7/2010						<0.002	<0.002
10/11/2010	<0.002		<0.002				
10/12/2010		<0.002					
4/19/2011					<0.003		
4/20/2011							<0.002
4/26/2011			<0.002			<0.002	
4/27/2011	<0.002						
4/28/2011		<0.002					
10/12/2011					<0.003		<0.002
10/18/2011			<0.002			<0.002	
10/19/2011	<0.002	<0.002					
4/24/2012					<0.003		
4/30/2012						<0.002	<0.002
5/1/2012	<0.002						
5/2/2012		<0.002	<0.002				
10/2/2012	<0.002						
10/3/2012					<0.003	<0.002	<0.002
10/8/2012			<0.002				
10/9/2012		<0.002					
4/8/2013						<0.002	
4/9/2013					<0.003		<0.002
4/10/2013	<0.002		<0.002				

ND substitution: RL or RL/2 if <15% NDs.

Time Series

Constituent: Antimony (mg/L) Analysis Run 8/10/2026 3:48 PM

Plant Bowen Client: Southern Company Data: Bowen 1, 2, 9, & 10

	GWA-50R (bg)	GWC-5	GWC-6	GWC-6RZ	GWC-7Z	GWC-8RR	GWC-8Z
4/11/2013		<0.002					
10/8/2013			<0.002		<0.003		
10/9/2013						<0.002	<0.002
10/16/2013	<0.002	<0.002					
4/9/2014							<0.002
4/10/2014					<0.003	<0.002	
4/14/2014			<0.002				
4/22/2014	<0.002						
4/23/2014		<0.002					
10/1/2014	<0.002						
10/2/2014					<0.003	0.0025 (J)	<0.002
10/3/2014		<0.002	<0.002				
3/30/2015	<0.002						
3/31/2015		<0.002					
4/1/2015			0.0035 (J)				
4/2/2015					0.0024 (J)		<0.002
4/3/2015						<0.002	
5/26/2015				<0.002			<0.002
6/18/2015				<0.002			<0.002
7/2/2015				<0.002			<0.002
10/8/2015						<0.002	<0.002
10/9/2015			<0.002	<0.002			
10/10/2015					<0.003		
10/11/2015	<0.002						
10/12/2015		<0.002					
3/22/2016							<0.002
3/28/2016	<0.002	0.00104 (J)					
3/29/2016			<0.002	0.000768 (J)			
3/30/2016						<0.002	
5/24/2016			<0.002	<0.002		<0.002	
5/25/2016	<0.002	0.000686 (J)					<0.002
5/31/2016					<0.003		
8/1/2016	0.0009 (J)	0.0006 (J)	<0.002	0.0003 (J)			
8/2/2016					<0.003	0.0002 (J)	<0.002
9/26/2016	<0.002		<0.002	<0.002			<0.002
9/27/2016		<0.002			<0.003	<0.002	
11/11/2016	<0.002	<0.002					
11/14/2016				<0.002			
11/18/2016			<0.002				
11/21/2016					<0.003		<0.002
11/22/2016						<0.002	
1/30/2017	<0.002						
1/31/2017		<0.002					
2/1/2017			0.0009 (J)	<0.002	<0.003		
2/3/2017							<0.002
2/6/2017						0.0015 (J)	
4/3/2017	<0.002	<0.002					
4/6/2017			0.001 (J)	0.0006 (J)	<0.003	0.0007 (J)	
4/7/2017							<0.002
6/12/2017	<0.002	<0.002					
6/13/2017			0.0012 (J)	0.0011 (J)	0.0008 (J)		0.001 (J)
6/14/2017						0.001 (J)	

ND substitution: RL or RL/2 if <15% NDs.

Time Series

Constituent: Antimony (mg/L) Analysis Run 8/10/2026 3:48 PM

Plant Bowen Client: Southern Company Data: Bowen 1, 2, 9, & 10

	GWA-50R (bg)	GWC-5	GWC-6	GWC-6RZ	GWC-7Z	GWC-8RR	GWC-8Z
7/14/2017					0.0008 (J)		
10/2/2017	<0.002						
10/3/2017		<0.002	<0.002	<0.002	<0.003		<0.002
10/4/2017						<0.002	
3/16/2018	<0.002						
3/19/2018		<0.002	<0.002				
3/20/2018				<0.002	<0.003		<0.002
3/21/2018						<0.002	
9/17/2018		<0.002	<0.002	0.0023 (J)			
9/18/2018	<0.002				<0.003	<0.002	<0.002
3/19/2019	<0.002						
3/20/2019		<0.002					
3/21/2019			<0.002	<0.002	<0.003		
3/27/2019						<0.002	
5/6/2019							<0.002
9/12/2019	<0.002						
9/13/2019					0.002 (J)		
9/16/2019		<0.002	<0.002	<0.002		<0.002	<0.002
3/11/2020	<0.002						
3/12/2020			0.00052 (J)	0.0011 (J)	0.00066 (J)	0.00043 (J)	
3/16/2020		0.00031 (J)					<0.002
9/15/2020	0.00048 (J)						
9/16/2020		<0.002	<0.002	<0.002	0.0012 (J)		
9/17/2020						0.00082 (J)	<0.002
3/17/2021	<0.002	<0.002	<0.002	<0.002	0.00099 (J)	<0.002	
3/18/2021							<0.002
8/9/2021	<0.002	<0.002					
8/10/2021			<0.002	0.0028 (J)	0.0017 (J)	0.0015 (J)	<0.002
2/2/2022	<0.002	<0.002	<0.002	<0.002	0.00093 (J)	0.0015 (J)	<0.002
8/16/2022		<0.002					
8/17/2022	<0.002		<0.002	<0.002	0.0011 (J)	<0.002	0.001 (J)
2/16/2023	<0.002						
2/17/2023			<0.002	<0.002			
2/20/2023		<0.002			0.0012 (J)		<0.002
2/21/2023						<0.002	
7/28/2023	<0.002	<0.002		<0.002			
7/31/2023			<0.002		<0.003	<0.002	<0.002
2/22/2024	<0.002						
2/26/2024		<0.002	<0.002	<0.002	0.00086 (J)		<0.002
2/27/2024						<0.002	
8/8/2024	<0.002	<0.002	<0.002	<0.002	0.0012 (J)		
8/12/2024						<0.002	<0.002
2/27/2025		<0.002	<0.002	<0.002	0.00071 (J)		
2/28/2025	<0.002						<0.002
3/4/2025						<0.002	
9/2/2025	<0.002			<0.002			
9/3/2025		<0.002	<0.002		0.0007 (J)	<0.002	<0.002
2/17/2026	<0.002						
2/19/2026		<0.002			0.00081 (J)	<0.002	<0.002
2/20/2026			<0.002	<0.002			

ND substitution: RL or RL/2 if <15% NDs.

Time Series

Constituent: Antimony (mg/L) Analysis Run 8/10/2026 3:48 PM

Plant Bowen Client: Southern Company Data: Bowen 1, 2, 9, & 10

	GWC-9	GWC-10	GWC-10R	GWC-11	GWC-11R	GWC-12	GWC-13
8/21/2007		<0.002	<0.002	<0.002	<0.003	<0.002	<0.003
8/23/2007	<0.002						
11/1/2007	<0.002	<0.002	<0.002	<0.002	<0.003	<0.002	<0.003
11/18/2007				<0.002	<0.003		
11/19/2007	<0.002					<0.002	<0.003
11/20/2007		<0.002	<0.002				
1/15/2008	<0.002						
1/16/2008						<0.002	
1/30/2008		<0.002	<0.002	<0.002	<0.003		
1/31/2008							<0.003
3/5/2008				<0.002		<0.002	<0.003
3/6/2008	<0.002	<0.002	<0.002		<0.003		
5/7/2008				<0.002	<0.003		
5/8/2008			<0.002				
5/12/2008		<0.002					<0.003
5/13/2008	<0.002					<0.002	
12/12/2008	<0.002						
12/13/2008		<0.002				<0.002	<0.003
12/14/2008			<0.002	<0.002	<0.003		
4/16/2009	<0.002					<0.002	
4/28/2009							<0.003
4/29/2009		<0.002	<0.002	<0.002	<0.003		
10/13/2009	<0.002						
10/20/2009		<0.002					
10/21/2009			<0.002			<0.002	<0.003
10/22/2009				<0.002	<0.003		
4/21/2010	<0.002		<0.002	<0.002	<0.003		
4/26/2010		<0.002					
4/27/2010						<0.002	
4/28/2010							<0.003
9/28/2010			<0.002	<0.002			
9/29/2010	<0.002	<0.002			<0.003		
10/5/2010						<0.002	<0.003
4/12/2011			<0.002	<0.002			
4/13/2011	<0.002	<0.002			<0.003		
4/19/2011						<0.002	<0.003
10/4/2011			<0.002	<0.002	<0.003		
10/5/2011	<0.002	<0.002					
10/12/2011						<0.002	
10/18/2011							<0.003
4/3/2012			<0.002	<0.002			
4/4/2012	<0.002	<0.002			<0.003		
4/24/2012						<0.002	
4/25/2012							<0.003
10/2/2012						<0.002	<0.003
10/3/2012		<0.002		<0.002	<0.003		
10/8/2012	<0.002		<0.002				
4/2/2013						<0.002	<0.003
4/3/2013		<0.002	<0.002	<0.002	<0.003		
4/8/2013	<0.002						
10/8/2013							<0.003
10/9/2013	<0.002			<0.002	<0.003	<0.002	

ND substitution: RL or RL/2 if <15% NDs.

Time Series

Constituent: Antimony (mg/L) Analysis Run 8/10/2026 3:48 PM

Plant Bowen Client: Southern Company Data: Bowen 1, 2, 9, & 10

	GWC-9	GWC-10	GWC-10R	GWC-11	GWC-11R	GWC-12	GWC-13
10/15/2013		<0.002	<0.002				
4/1/2014						<0.002	<0.003
4/2/2014				<0.002	<0.003		
4/9/2014	<0.002	<0.002	<0.002				
9/30/2014	<0.002						
10/1/2014							<0.003
10/2/2014		<0.002	<0.002	<0.002	0.0044 (J)	<0.002	
4/1/2015				<0.002	0.0087	<0.002	<0.003
4/2/2015	<0.002	<0.002	<0.002				
10/10/2015	<0.002	<0.002					
10/11/2015				<0.002	0.007		
10/12/2015			<0.002				
10/14/2015						<0.002	
10/15/2015							<0.003
3/30/2016	<0.002						
3/31/2016		<0.002	<0.002				
4/4/2016				<0.002	0.00252 (J)	<0.002	<0.003
5/26/2016	<0.002	<0.002	0.000659 (J)	0.000722 (J)	0.00351		
5/27/2016						<0.002	
5/31/2016							<0.003
8/3/2016			0.0025 (J)	0.0013 (J)		0.0005 (J)	
8/4/2016					0.0022 (J)		0.0003 (J)
8/5/2016	0.0006 (J)	<0.002					
9/28/2016	<0.002	<0.002	0.0037 (O)	<0.002	0.0012 (J)		
9/29/2016							0.0024 (J)
9/30/2016						<0.002	
11/21/2016	<0.002						
11/22/2016		<0.002	<0.002	<0.002	0.0042	<0.002	
11/28/2016							<0.003
2/6/2017	<0.002						
2/7/2017		<0.002	<0.002				
2/8/2017				<0.002	<0.003		
2/9/2017							<0.003
2/13/2017						<0.002	
4/6/2017	<0.002						
4/10/2017		<0.002	<0.002	<0.002	<0.003		
4/11/2017						<0.002	
4/12/2017							<0.003
6/13/2017	<0.002						
6/14/2017		0.0006 (J)	0.0007 (J)			<0.002	
6/15/2017				0.0006 (J)	<0.003		
6/16/2017							0.0009 (J)
10/3/2017	<0.002						
10/4/2017		<0.002	<0.002	<0.002	<0.003	<0.002	
10/9/2017							<0.003
3/20/2018	0.001 (J)	<0.002					
3/21/2018			<0.002	<0.002			<0.003
3/22/2018					<0.003	<0.002	
9/18/2018	<0.002	<0.002	<0.002	<0.002	<0.003	<0.002	
9/19/2018							<0.003
3/21/2019	<0.002						
3/22/2019		<0.002	<0.002				

ND substitution: RL or RL/2 if <15% NDs.

Time Series

Constituent: Antimony (mg/L) Analysis Run 8/10/2026 3:48 PM

Plant Bowen Client: Southern Company Data: Bowen 1, 2, 9, & 10

	GWC-9	GWC-10	GWC-10R	GWC-11	GWC-11R	GWC-12	GWC-13
3/23/2019				0.00094 (J)	<0.003	<0.002	<0.003
9/16/2019	<0.002						
9/17/2019		<0.002	<0.002	0.00041 (J)	0.0013 (J)	<0.002	
9/18/2019							0.0012 (J)
3/12/2020	<0.002	<0.002	<0.002	0.0013 (J)	0.001 (J)	<0.002	
3/13/2020							0.0023 (J)
9/17/2020	<0.002	<0.002	<0.002				
9/21/2020				0.00091 (J)	0.0053	<0.002	
9/22/2020							<0.003
3/18/2021	<0.002	<0.002	<0.002				0.00078 (J)
3/19/2021				0.00032 (J)	0.012	<0.002	
5/26/2021					0.0037		
8/10/2021	<0.002	<0.002					
8/11/2021			<0.002	<0.002	<0.003	<0.002	0.0019 (J)
2/2/2022	<0.002					<0.002	
2/4/2022		<0.002	0.0016 (J)	<0.002	<0.003		
2/17/2022							<0.003
8/17/2022	<0.002	<0.002					
8/18/2022			<0.002	<0.002	<0.003	<0.002	<0.003
2/20/2023		<0.002	<0.002	<0.002	<0.003		
2/21/2023	<0.002					0.0017 (J)	
2/22/2023							<0.003
7/31/2023	<0.002	<0.002	<0.002				
8/1/2023				<0.002	<0.003	<0.002	<0.003
2/27/2024	<0.002	<0.002	<0.002			<0.002	<0.003
2/28/2024				<0.002	<0.003		
8/12/2024	<0.002	<0.002	<0.002		0.00086 (J)	<0.002	0.0021 (J)
8/13/2024				<0.002			
2/28/2025	<0.002	<0.002					
3/3/2025			<0.002		<0.003		<0.003
3/4/2025				<0.002		<0.002	
9/3/2025	<0.002	<0.002	0.00079 (J)	<0.002	0.00051 (J)	<0.002	0.00062 (J)
2/18/2026	<0.002					<0.002	
2/19/2026		<0.002	<0.002	<0.002			0.00075 (J)
2/20/2026					0.001 (J)		

ND substitution: RL or RL/2 if <15% NDs.

Time Series

Constituent: Antimony (mg/L) Analysis Run 8/10/2026 3:48 PM

Plant Bowen Client: Southern Company Data: Bowen 1, 2, 9, & 10

	GWC-13RZ	GWC-14Z	GWC-15R	GWC-15Z	GWC-44	GWC-45	GWC-45R
8/21/2007	<0.002						
8/23/2007			<0.002				
8/24/2007		0.005		<0.002		<0.003	<0.002
10/23/2007						<0.003	<0.002
11/1/2007	<0.002						
11/2/2007		<0.002	<0.002	<0.002			
11/17/2007		<0.002	<0.002				
11/18/2007				<0.002		<0.003	<0.002
11/19/2007	<0.002						
1/15/2008		<0.002	<0.002	<0.002		0.0062	<0.002
1/31/2008	<0.002						
3/5/2008	<0.002	<0.002				<0.003	<0.002
3/6/2008			<0.002				
3/10/2008				<0.002			
5/7/2008	<0.002	<0.002	<0.002				
5/12/2008							<0.002
5/13/2008				<0.002			
5/14/2008						<0.003	
12/2/2008		<0.002	<0.002	<0.002		<0.003	<0.002
12/12/2008	<0.002						
4/16/2009		<0.002					
4/28/2009			<0.002	<0.002		<0.003	<0.002
4/29/2009	<0.002						
10/13/2009							<0.002
10/19/2009			<0.002				
10/20/2009		<0.002		<0.002		<0.003	
10/21/2009	<0.002						
4/20/2010		<0.002				<0.003	
4/21/2010							<0.002
4/27/2010			<0.002	<0.002			
4/28/2010	<0.002						
9/28/2010						<0.003	
9/29/2010		<0.002					
10/4/2010			<0.002				<0.002
10/5/2010				<0.002			
10/6/2010	<0.002						
4/12/2011		<0.002				<0.003	
4/18/2011			<0.002				<0.002
4/19/2011				<0.002			
4/20/2011	<0.002						
10/4/2011		<0.002				<0.003	
10/5/2011							<0.002
10/12/2011	<0.002		0.0052	<0.002			
4/3/2012						<0.003	
4/4/2012		<0.002					
4/23/2012			<0.002				
4/25/2012	<0.002			<0.002			
5/3/2012							<0.002
10/2/2012	<0.002						
10/10/2012		<0.002	<0.002	<0.002			
10/15/2012						<0.003	<0.002
4/2/2013	0.007 (O)						

ND substitution: RL or RL/2 if <15% NDs.

Time Series

Constituent: Antimony (mg/L) Analysis Run 8/10/2026 3:48 PM

Plant Bowen Client: Southern Company Data: Bowen 1, 2, 9, & 10

	GWC-13RZ	GWC-14Z	GWC-15R	GWC-15Z	GWC-44	GWC-45	GWC-45R
4/15/2013		<0.002	<0.002				
4/16/2013				0.0053		<0.003	<0.002
10/8/2013	0.01 (O)						
10/22/2013		<0.002	<0.002	<0.002		<0.003	<0.002
4/1/2014	0.011 (O)						
4/21/2014		<0.002	0.0024 (J)	0.002 (J)			
4/23/2014						<0.003	<0.002
9/30/2014		<0.002	0.0024 (J)	<0.002			
10/1/2014	0.018 (O)					<0.003	0.003 (J)
3/31/2015	0.011 (O)						
4/3/2015		<0.002	0.0072	<0.002		<0.003	0.0025 (J)
10/6/2015				0.0025 (J)			
10/7/2015		<0.002	0.0045 (J)			<0.003	
10/9/2015							<0.002
10/14/2015	0.0083 (O)						
3/16/2016					0.00108 (J)	<0.003	0.00426
4/4/2016	0.00447						
4/5/2016		<0.002	0.00727	0.00105 (J)			
5/16/2016					<0.002	0.00109 (J)	0.00267 (J)
5/31/2016			0.00649	0.00088 (J)			
6/1/2016	0.00377	0.000895 (J)					
7/25/2016					0.0004 (J)	0.0007 (J)	0.0017 (J)
8/4/2016			0.0038				
8/9/2016		0.0004 (J)					
9/19/2016					<0.002	<0.003	<0.002
9/29/2016			0.0106				
11/3/2016					<0.002		0.0017 (J)
11/4/2016						<0.003	
11/23/2016			0.0098	<0.002			
11/28/2016		<0.002					
1/19/2017					<0.002		
1/20/2017							0.001 (J)
1/23/2017						<0.003	
2/9/2017		<0.002					
2/10/2017			0.0014 (J)	<0.002			
2/22/2017	0.0044						
3/28/2017					<0.002		
3/29/2017						0.0018 (J)	0.001 (J)
4/11/2017	0.0019 (J)	<0.002		<0.002			
4/12/2017			0.0026 (J)				
6/5/2017					<0.002		
6/7/2017						0.0009 (J)	0.0009 (J)
6/14/2017		0.0006 (J)					
6/15/2017			0.0024 (J)	0.0006 (J)			
6/16/2017	0.0015 (J)						
7/12/2017	0.0018 (J)	<0.002		<0.002			
7/26/2017				<0.002			
7/28/2017	0.0011 (J)						
8/10/2017	0.0012 (J)						
9/26/2017					<0.002		
9/27/2017						0.0111	0.0012 (J)
10/5/2017		<0.002					

Time Series

Constituent: Antimony (mg/L) Analysis Run 8/10/2026 3:48 PM

Plant Bowen Client: Southern Company Data: Bowen 1, 2, 9, & 10

	GWC-13RZ	GWC-14Z	GWC-15R	GWC-15Z	GWC-44	GWC-45	GWC-45R
10/6/2017	0.0013 (J)		0.0008 (J)	<0.002			
12/29/2017						0.0012 (J)	
3/15/2018					<0.002	0.00086 (J)	<0.002
3/22/2018		<0.002					
3/23/2018	0.0015 (J)		0.001 (J)	0.00089 (J)			
9/12/2018					<0.002		
9/13/2018						0.0029 (J)	<0.002
9/19/2018		<0.002	0.0011 (J)	<0.002			
9/20/2018	0.0013 (J)						
3/14/2019					<0.002	0.0015 (J)	<0.002
3/22/2019	0.0014 (J)	<0.002		<0.002			
3/25/2019			<0.002				
9/11/2019					<0.002	0.014	<0.002
9/17/2019		<0.002	0.0017 (J)	<0.002			
9/19/2019	0.00077 (J)						
10/21/2019						0.0057	
3/10/2020					<0.002	0.00087 (J)	<0.002
3/13/2020		0.00053 (J)	0.00056 (J)	<0.002			
3/17/2020	0.0009 (J)						
9/11/2020						0.0076	0.00043 (J)
9/15/2020					<0.002		
9/21/2020		<0.002	0.0021 (J)	<0.002			
9/22/2020	0.00079 (J)						
12/15/2020						0.0014	
3/11/2021					<0.002	0.00062 (J)	<0.002
3/18/2021		<0.002	0.00045 (J)	<0.002			
3/19/2021	0.0011 (J)						
8/4/2021					<0.002		
8/6/2021						0.0017 (J)	<0.002
8/11/2021		<0.002	<0.002	<0.002			
8/12/2021	<0.002						
1/31/2022					<0.002		
2/1/2022						0.002 (J)	<0.002
2/4/2022	<0.002	<0.002	<0.002				
2/7/2022				<0.002			
8/12/2022						0.0072	<0.002
8/15/2022					<0.002		
8/18/2022		<0.002					
8/19/2022	<0.002		0.0011 (J)	<0.002			
2/14/2023					<0.002		
2/15/2023						<0.003	<0.002
2/22/2023	<0.002	<0.002	<0.002	<0.002			
7/26/2023					<0.002	0.013	<0.002
8/1/2023		<0.002		0.0028 (J)			
8/2/2023	<0.002		<0.002				
2/20/2024					<0.002	0.00062 (J)	<0.002
2/28/2024	0.00057 (J)	<0.002	0.001 (J)	<0.002			
8/5/2024						0.0041	<0.002
8/6/2024					<0.002		
8/13/2024	<0.002	<0.002	0.0013 (J)	<0.002			
2/26/2025					<0.002	<0.003	<0.002
3/3/2025		<0.002	0.00058 (J)	<0.002			

ND substitution: RL or RL/2 if <15% NDs.

Time Series

Constituent: Antimony (mg/L) Analysis Run 8/10/2026 3:48 PM

Plant Bowen Client: Southern Company Data: Bowen 1, 2, 9, & 10

	GWC-13RZ	GWC-14Z	GWC-15R	GWC-15Z	GWC-44	GWC-45	GWC-45R
3/4/2025	<0.002						
8/28/2025					<0.002		
9/2/2025						0.0059	<0.002
9/4/2025	<0.002	<0.002	<0.002	<0.002			
2/16/2026					<0.002		
2/17/2026						0.012	<0.002
2/20/2026	<0.002						
2/24/2026		<0.002	0.0015 (J)	<0.002			

Time Series

Constituent: Antimony (mg/L) Analysis Run 8/10/2026 3:48 PM

Plant Bowen Client: Southern Company Data: Bowen 1, 2, 9, & 10

	GWC-46R	GWC-47	GWC-47R	GWC-48	GWC-49R	GWC-49Z
3/10/2016	<0.002	<0.002	<0.003	<0.002		
3/17/2016					<0.002	<0.002
5/17/2016	<0.002			<0.002		
5/18/2016		<0.002	0.000987 (J)		<0.002	<0.002
7/26/2016	<0.002					
7/27/2016		0.0006 (J)	0.0008 (J)	0.0006 (J)	0.0023 (J)	
7/28/2016						<0.002
9/20/2016	0.001 (J)	<0.002	0.0012 (J)	0.0018 (J)		
9/21/2016					0.0013 (J)	<0.002
11/4/2016	<0.002		0.001 (J)	<0.002	<0.002	
11/7/2016		<0.002				0.0022 (J)
1/20/2017	<0.002		0.0013 (J)			
1/23/2017		<0.002		<0.002		
1/24/2017					<0.002	0.0024 (J)
3/28/2017	<0.002			<0.002		
3/29/2017		<0.002	0.0004 (J)		<0.002	
3/30/2017						0.0011 (J)
6/7/2017	<0.002					
6/8/2017		<0.002	0.0007 (J)	0.0008 (J)	0.0006 (J)	
6/9/2017						0.0014 (J)
9/27/2017		<0.002	<0.003			
9/29/2017	<0.002			<0.002	<0.002	0.0009 (J)
3/15/2018	<0.002	<0.002		<0.002	<0.002	0.0012 (J)
3/16/2018			<0.003			
9/13/2018	<0.002	<0.002	<0.003	<0.002	<0.002	
9/14/2018						0.00083 (J)
3/15/2019		<0.002		<0.002		
3/18/2019	<0.002				<0.002	
3/19/2019			<0.003			0.0011 (J)
9/11/2019	<0.002		0.00099 (J)	<0.002	0.0032	0.00065 (J)
9/12/2019		<0.002				
3/9/2020		0.00032 (J)	0.00056 (J)	<0.002		0.0018 (J)
3/10/2020	<0.002					
3/11/2020					0.0012 (J)	
9/11/2020					0.0011 (J)	
9/14/2020	<0.002	<0.002		<0.002		0.0017 (J)
9/15/2020			0.00053 (J)			
3/11/2021	<0.002	<0.002	0.00038 (J)	<0.002		
3/15/2021					0.0019 (J)	0.00086 (J)
8/4/2021				<0.002		
8/5/2021	<0.002	<0.002	0.00082 (J)			0.0024 (J)
8/11/2021					0.0033	
1/31/2022	<0.002			<0.002		
2/1/2022		<0.002	0.0024 (J)		<0.002	0.00097 (J)
8/15/2022	<0.002	0.0022 (J)	<0.003	<0.002	0.0012 (J)	<0.002
2/14/2023	<0.002				0.0037	<0.002
2/15/2023		<0.002	0.0022 (J)	<0.002		
7/26/2023	<0.002			<0.002		
7/27/2023		<0.002	0.0048		0.0017 (J)	<0.002
2/21/2024	<0.002	0.0013 (J)	0.0013 (J)	<0.002	0.002 (J)	<0.002
8/5/2024	<0.002	<0.002	0.00069 (J)	<0.002		
8/6/2024					0.00082 (J)	0.0013 (J)

ND substitution: RL or RL/2 if <15% NDs.

Time Series

Constituent: Antimony (mg/L) Analysis Run 8/10/2026 3:48 PM

Plant Bowen Client: Southern Company Data: Bowen 1, 2, 9, & 10

	GWC-46R	GWC-47	GWC-47R	GWC-48	GWC-49R	GWC-49Z
2/26/2025	<0.002	<0.002	<0.003	<0.002	0.00083 (J)	0.0011 (J)
8/28/2025		<0.002				
8/29/2025	<0.002			0.0008 (J)	0.00067 (J)	<0.002
9/2/2025			0.0014 (J)			
9/24/2025	<0.002					
2/16/2026	<0.002					
2/17/2026		<0.002	0.00061 (J)	<0.002	<0.002	<0.002

Time Series

Constituent: Arsenic (mg/L) Analysis Run 8/10/2026 3:48 PM

Plant Bowen Client: Southern Company Data: Bowen 1, 2, 9, & 10

	GWA-1 (bg)	GWA-2 (bg)	GWA-2R (bg)	GWA-3A (bg)	GWA-4RZ (bg)	GWA-39RZ (bg)	GWA-39Z (bg)
8/23/2007	<0.002	<0.002	<0.002	<0.002			
10/23/2007	<0.002						
10/24/2007		<0.002	<0.002				
11/2/2007				<0.002			
11/18/2007	<0.002	<0.002	<0.002	<0.002			
1/30/2008	<0.002						
1/31/2008		<0.002	0.005	<0.002			
3/10/2008	<0.002		<0.002				
3/11/2008		<0.002		<0.002			
5/6/2008		<0.002					
5/13/2008	<0.002		<0.002				
5/14/2008				<0.002			
12/4/2008		0.012 (O)	<0.002				
12/5/2008	<0.002			<0.002			
4/15/2009	<0.002			<0.002			
4/21/2009		<0.002	<0.002				
5/20/2009					<0.002		
10/7/2009	<0.002	<0.002					
10/8/2009			<0.002	<0.002			
10/19/2009					<0.002		
4/21/2010			<0.002				
4/26/2010		<0.002					
4/27/2010					<0.002		
4/28/2010				<0.002			
5/3/2010	<0.002						
9/28/2010			<0.002				
10/4/2010		<0.002			<0.002		
10/6/2010				<0.002			
10/12/2010	<0.002						
4/12/2011			<0.002				
4/13/2011		<0.002					
4/14/2011					<0.002		
4/21/2011				<0.002			
4/27/2011	<0.002						
10/4/2011			<0.002				
10/5/2011		<0.002			<0.002		
10/13/2011				<0.002			
10/17/2011	<0.002						
4/3/2012			<0.002				
4/11/2012		<0.002			<0.002		
5/1/2012				<0.002			
5/2/2012	<0.002						
10/2/2012					<0.002		
10/8/2012	<0.002						
10/9/2012		<0.002	<0.002	<0.002			
4/11/2013			<0.002	<0.002	<0.002		
4/12/2013	<0.002						
4/15/2013		<0.002					
10/15/2013		<0.002					
10/16/2013	<0.002		0.0056	<0.002			
10/21/2013					<0.002		
4/10/2014			<0.002				

ND substitution: RL or RL/2 if <15% NDs.

Time Series

Constituent: Arsenic (mg/L) Analysis Run 8/10/2026 3:48 PM

Plant Bowen Client: Southern Company Data: Bowen 1, 2, 9, & 10

	GWA-1 (bg)	GWA-2 (bg)	GWA-2R (bg)	GWA-3A (bg)	GWA-4RZ (bg)	GWA-39RZ (bg)	GWA-39Z (bg)
4/11/2014	<0.002						
4/22/2014		<0.002					
4/23/2014				<0.002	<0.002		
9/30/2014	<0.002	<0.002	<0.002				
10/4/2014				<0.002	0.0051		
3/30/2015	<0.002	<0.002	<0.002				
3/31/2015				<0.002	<0.002		
10/11/2015					0.0022 (J)		
10/12/2015				<0.002			
10/13/2015	<0.002	<0.002	<0.002				
3/14/2016							<0.002
3/22/2016	<0.002						
3/23/2016		<0.002	<0.002	<0.002			
5/11/2016							<0.002
5/19/2016	<0.002		<0.002				
5/20/2016		<0.002					
5/23/2016				<0.002			
7/19/2016							<0.002
7/29/2016	<0.002	<0.002	0.0008 (J)	<0.002			
9/15/2016							<0.002
9/22/2016			<0.002	<0.002			
9/23/2016	<0.002	<0.002					
11/2/2016							<0.002
11/9/2016	<0.002	<0.002					
11/10/2016			<0.002	<0.002			
1/18/2017							<0.002
1/30/2017	<0.002						
1/31/2017		<0.002	<0.002	<0.002			
2/21/2017						<0.002	
2/22/2017					0.0019 (J)		
3/27/2017						0.0007 (J)	
3/28/2017							0.0007 (J)
3/30/2017	<0.002	<0.002		<0.002			
4/3/2017			0.0007 (J)				
4/7/2017					0.0008 (J)		
6/7/2017							<0.002
6/8/2017						0.0007 (J)	
6/9/2017	0.0005 (J)		0.0006 (J)				
6/12/2017		<0.002		<0.002			
6/14/2017					0.0006 (J)		
7/12/2017					<0.002		
7/17/2017						0.0005 (J)	
7/20/2017					0.0009 (J)		
7/27/2017						<0.002	
7/28/2017					<0.002		
8/9/2017					0.0011 (J)	0.0008 (J)	
8/24/2017					0.0007 (J)		
9/26/2017							<0.002
9/29/2017						<0.002	
10/2/2017	<0.002	<0.002	0.0005 (J)				
10/3/2017					0.0005 (J)		
10/4/2017				<0.002			

ND substitution: RL or RL/2 if <15% NDs.

Time Series

Constituent: Arsenic (mg/L) Analysis Run 8/10/2026 3:48 PM

Plant Bowen Client: Southern Company Data: Bowen 1, 2, 9, & 10

	GWA-1 (bg)	GWA-2 (bg)	GWA-2R (bg)	GWA-3A (bg)	GWA-4RZ (bg)	GWA-39RZ (bg)	GWA-39Z (bg)
3/14/2018							<0.002
3/16/2018	0.00085 (J)		0.001 (J)			0.00066 (J)	
3/19/2018		<0.002		<0.002			
3/21/2018					0.0012 (J)		
9/12/2018							<0.002
9/14/2018		<0.002	<0.002			<0.002	
9/17/2018	<0.002			<0.002			
9/18/2018					0.0011 (J)		
3/14/2019						<0.002	
3/15/2019							<0.002
3/19/2019			<0.002				
3/20/2019	<0.002	<0.002		<0.002			
3/21/2019					<0.002		
9/9/2019							0.00043 (J)
9/11/2019						0.00062 (J)	
9/12/2019	0.0004 (J)	<0.002					
9/13/2019			0.00051 (J)	<0.002	0.0006 (J)		
3/9/2020						0.00083 (J)	<0.002
3/11/2020	0.00088 (J)	<0.002	0.00044 (J)	<0.002			
3/12/2020					0.0033 (J)		
9/10/2020							<0.002
9/15/2020	<0.002	<0.002	0.00081 (J)				
9/16/2020						<0.002	
9/17/2020					0.0011 (J)		
3/12/2021							<0.002
3/16/2021	<0.002		<0.002		0.00098 (J)	<0.002	
3/17/2021		<0.002					
3/29/2021				0.001 (J)			
8/4/2021							<0.002
8/6/2021						<0.002	
8/9/2021	<0.002	<0.002	0.0031 (J)	<0.002			
8/10/2021					0.0025 (J)		
1/31/2022							0.0021 (J)
2/1/2022	<0.002	0.0019 (J)	0.0053				
2/2/2022				<0.002		<0.002	
2/3/2022					0.0034 (J)		
8/10/2022							<0.002
8/16/2022	<0.002	<0.002	0.0033 (J)	<0.002		<0.002	
8/17/2022					<0.002		
2/13/2023							<0.002
2/14/2023						<0.002	
2/16/2023	<0.002	<0.002	<0.002				
2/17/2023				<0.002	<0.002		
7/25/2023						<0.002	
7/26/2023							<0.002
7/27/2023	<0.002	<0.002	<0.002				
7/28/2023					<0.002		
8/1/2023				<0.002			
2/19/2024						<0.002	<0.002
2/22/2024	<0.002	<0.002		<0.002			
2/26/2024			<0.002				
2/27/2024					<0.002		

ND substitution: RL or RL/2 if <15% NDs.

Time Series

Constituent: Arsenic (mg/L) Analysis Run 8/10/2026 3:48 PM

Plant Bowen Client: Southern Company Data: Bowen 1, 2, 9, & 10

	GWA-1 (bg)	GWA-2 (bg)	GWA-2R (bg)	GWA-3A (bg)	GWA-4RZ (bg)	GWA-39RZ (bg)	GWA-39Z (bg)
8/1/2024						0.0018 (J)	0.0011 (J)
8/6/2024			<0.002				
8/7/2024	<0.002	<0.002					
8/8/2024				<0.002	0.0016 (J)		
2/25/2025							<0.002
2/26/2025				<0.002		<0.002	
2/27/2025	<0.002	<0.002	<0.002				
2/28/2025					<0.002		
8/28/2025						<0.002	<0.002
9/2/2025	<0.002	<0.002	<0.002	<0.002			
9/3/2025					<0.002		
2/17/2026				<0.002			
2/18/2026	0.00042 (J)	<0.002	0.00049 (J)		0.00061 (J)	0.00099 (J)	<0.002

ND substitution: RL or RL/2 if <15% NDs.

Time Series

Constituent: Arsenic (mg/L) Analysis Run 8/10/2026 3:48 PM

Plant Bowen Client: Southern Company Data: Bowen 1, 2, 9, & 10

	GWA-40 (bg)	GWA-41 (bg)	GWA-41R (bg)	GWA-42 (bg)	GWA-43 (bg)	GWA-43R (bg)	GWA-50 (bg)
12/12/2008							<0.002
4/23/2009							<0.002
10/6/2009							<0.002
4/27/2010							<0.002
9/30/2010							<0.002
4/14/2011							<0.002
10/5/2011							<0.002
4/11/2012							<0.002
10/2/2012							<0.002
4/9/2013							<0.002
10/15/2013							<0.002
4/10/2014							<0.002
10/1/2014							<0.002
3/30/2015							<0.002
10/11/2015							<0.002
3/11/2016				<0.002	<0.002	<0.002	
3/15/2016	<0.002	<0.002	<0.002				
3/28/2016							<0.002
5/11/2016	<0.002						
5/12/2016		<0.002					
5/13/2016			<0.002		<0.002	<0.002	
5/16/2016				<0.002			
5/23/2016							<0.002
7/19/2016					<0.002	<0.002	
7/20/2016		<0.002					
7/21/2016	<0.002		0.0012 (J)				
7/22/2016				<0.002			
8/1/2016							<0.002
9/15/2016	<0.002	<0.002					
9/16/2016					<0.002	<0.002	
9/19/2016				<0.002			
9/21/2016			<0.002				
9/26/2016							<0.002
11/2/2016					<0.002	<0.002	
11/3/2016	<0.002	<0.002	<0.002	<0.002			
11/10/2016							<0.002
1/17/2017	<0.002		<0.002	<0.002			
1/18/2017		<0.002			<0.002	<0.002	
1/30/2017							<0.002
3/24/2017	<0.002	<0.002					
3/27/2017			0.0008 (J)	<0.002			
3/28/2017					<0.002	0.0005 (J)	
4/7/2017							<0.002
5/24/2017	<0.002						
6/6/2017		0.0005 (J)	0.0011 (J)		0.0006 (J)	0.0013 (J)	
6/7/2017				0.0007 (J)			
6/12/2017							<0.002
9/22/2017					<0.002	<0.002	
9/25/2017		<0.002	0.001 (J)				
9/26/2017	0.0005 (J)			<0.002			
10/2/2017							<0.002
3/14/2018	0.00075 (J)	0.00096 (J)	0.00093 (J)	0.00079 (J)	<0.002		

ND substitution: RL or RL/2 if <15% NDs.

Time Series

Constituent: Arsenic (mg/L) Analysis Run 8/10/2026 3:48 PM

Plant Bowen Client: Southern Company Data: Bowen 1, 2, 9, & 10

	GWA-40 (bg)	GWA-41 (bg)	GWA-41R (bg)	GWA-42 (bg)	GWA-43 (bg)	GWA-43R (bg)	GWA-50 (bg)
3/15/2018						0.00065 (J)	
3/16/2018							<0.002
9/12/2018	<0.002	<0.002	<0.002		<0.002	<0.002	
9/14/2018				<0.002			
9/17/2018							<0.002
3/13/2019	<0.002				<0.002	<0.002	
3/14/2019		<0.002	<0.002	<0.002			
3/19/2019							<0.002
9/9/2019	0.00068 (J)						
9/10/2019		<0.002	<0.002	<0.002			
9/11/2019					<0.002	<0.002	
9/13/2019							<0.002
3/6/2020		<0.002		<0.002			
3/9/2020	<0.002		<0.002		<0.002	<0.002	
3/11/2020							<0.002
9/10/2020		<0.002	<0.002	<0.002			
9/11/2020	<0.002				<0.002		
9/14/2020						<0.002	
9/16/2020							<0.002
3/10/2021	<0.002		<0.002				
3/11/2021		<0.002		<0.002	<0.002	<0.002	
3/17/2021							<0.002
8/4/2021	<0.002	<0.002	<0.002	<0.002			
8/5/2021						<0.002	
8/6/2021					<0.002		
8/9/2021							<0.002
1/31/2022	<0.002	<0.002	<0.002	<0.002	0.0013 (J)	<0.002	
2/1/2022							<0.002
8/10/2022				<0.002		<0.002	
8/11/2022		<0.002	<0.002		<0.002		
8/12/2022	<0.002						
8/16/2022							<0.002
2/13/2023	<0.002	<0.002	<0.002	<0.002		<0.002	
2/14/2023					<0.002		
2/16/2023							<0.002
7/25/2023		<0.002	<0.002		<0.002	<0.002	
7/26/2023	<0.002			<0.002			
7/28/2023							<0.002
2/19/2024	<0.002	<0.002	<0.002				
2/20/2024				0.001 (J)	<0.002	<0.002	
2/22/2024							<0.002
8/1/2024	0.0011 (J)	0.00092 (J)	0.0015 (J)	<0.002			
8/2/2024					<0.002	<0.002	
8/8/2024							<0.002
2/25/2025	<0.002	<0.002	<0.002	<0.002	<0.002	<0.002	
2/27/2025							<0.002
8/27/2025	<0.002		<0.002				
8/28/2025		<0.002		<0.002	<0.002	<0.002	
9/2/2025							<0.002
2/16/2026	<0.002	<0.002	0.00053 (J)	<0.002	<0.002	<0.002	
2/17/2026							<0.002

ND substitution: RL or RL/2 if <15% NDs.

Time Series

Constituent: Arsenic (mg/L) Analysis Run 8/10/2026 3:48 PM

Plant Bowen Client: Southern Company Data: Bowen 1, 2, 9, & 10

	GWA-50R (bg)	GWC-5	GWC-6	GWC-6RZ	GWC-7Z	GWC-8RR	GWC-8Z
8/22/2007			<0.002		<0.002	<0.002	<0.002
8/23/2007		<0.002					
10/25/2007		<0.002	<0.002		<0.002		
10/26/2007						<0.002	
11/1/2007							<0.002
11/19/2007		<0.002					
11/20/2007			<0.002		<0.002	<0.002	<0.002
1/16/2008					<0.002		
1/23/2008		<0.002	<0.002			<0.002	0.01 (o)
3/6/2008					<0.002		
3/10/2008						<0.002	<0.002
3/11/2008		<0.002	<0.002				
5/6/2008						<0.002	
5/12/2008		<0.002					<0.002
5/13/2008					<0.002		
5/14/2008			<0.002				
12/11/2008		<0.002	<0.002				
12/12/2008	<0.002					0.036 (o)	<0.002
12/13/2008					<0.002		
4/15/2009		<0.002			<0.002		
4/22/2009							<0.002
4/23/2009	<0.002		<0.002			<0.002	
10/6/2009	<0.002						
10/8/2009						0.012 (o)	<0.002
10/9/2009		<0.002	<0.002		<0.002		
4/27/2010					0.015 (o)		
4/28/2010							<0.002
5/3/2010	0.012 (O)						
5/4/2010		<0.002	0.014 (O)			0.015 (o)	
10/5/2010					<0.002		
10/7/2010						0.013 (o)	<0.002
10/11/2010	<0.002		<0.002				
10/12/2010		<0.002					
4/19/2011					<0.002		
4/20/2011							<0.002
4/26/2011			<0.002			<0.002	
4/27/2011	<0.002						
4/28/2011		<0.002					
10/12/2011					<0.002		<0.002
10/18/2011			<0.002			<0.002	
10/19/2011	<0.002	<0.002					
4/24/2012					<0.002		
4/30/2012						<0.002	<0.002
5/1/2012	<0.002						
5/2/2012		<0.002	<0.002				
10/2/2012	<0.002						
10/3/2012					<0.002	<0.002	<0.002
10/8/2012			<0.002				
10/9/2012		<0.002					
4/8/2013						<0.002	
4/9/2013					<0.002		<0.002
4/10/2013	<0.002		<0.002				

ND substitution: RL or RL/2 if <15% NDs.

Time Series

Constituent: Arsenic (mg/L) Analysis Run 8/10/2026 3:48 PM

Plant Bowen Client: Southern Company Data: Bowen 1, 2, 9, & 10

	GWA-50R (bg)	GWC-5	GWC-6	GWC-6RZ	GWC-7Z	GWC-8RR	GWC-8Z
4/11/2013		<0.002					
10/8/2013			<0.002		<0.002		
10/9/2013						<0.002	<0.002
10/16/2013	<0.002	<0.002					
4/9/2014							<0.002
4/10/2014					0.0042 (J)	<0.002	
4/14/2014			<0.002				
4/22/2014	<0.002						
4/23/2014		<0.002					
10/1/2014	<0.002						
10/2/2014					<0.002	<0.002	0.0025 (J)
10/3/2014		<0.002	<0.002				
3/30/2015	<0.002						
3/31/2015		<0.002					
4/1/2015			<0.002				
4/2/2015					<0.002		0.0037 (J)
4/3/2015						<0.002	
5/26/2015				<0.002			<0.002
6/18/2015				<0.002			<0.002
7/2/2015				<0.002			<0.002
10/8/2015						0.0029 (J)	<0.002
10/9/2015			<0.002	<0.002			
10/10/2015					0.0023 (J)		
10/11/2015	<0.002						
10/12/2015		<0.002					
3/22/2016							<0.002
3/28/2016	<0.002	<0.002					
3/29/2016			<0.002	<0.002			
3/30/2016						<0.002	
5/24/2016			<0.002	<0.002		<0.002	
5/25/2016	<0.002	<0.002					<0.002
5/31/2016					<0.002		
8/1/2016	<0.002	<0.002	<0.002	<0.002			
8/2/2016					0.0031 (J)	<0.002	<0.002
9/26/2016	<0.002		<0.002	<0.002			<0.002
9/27/2016		<0.002			0.0028 (J)	<0.002	
11/11/2016	<0.002	<0.002					
11/14/2016				<0.002			
11/18/2016			<0.002				
11/21/2016					0.0031 (J)		<0.002
11/22/2016						<0.002	
1/30/2017	<0.002						
1/31/2017		<0.002					
2/1/2017			<0.002	<0.002	0.0031 (J)		
2/3/2017							<0.002
2/6/2017						<0.002	
4/3/2017	<0.002	<0.002					
4/6/2017			0.0006 (J)	<0.002	0.003 (J)	<0.002	
4/7/2017							<0.002
6/12/2017	<0.002	0.0006 (J)					
6/13/2017			<0.002	<0.002	0.0024 (J)		<0.002
6/14/2017						<0.002	

ND substitution: RL or RL/2 if <15% NDs.

Time Series

Constituent: Arsenic (mg/L) Analysis Run 8/10/2026 3:48 PM

Plant Bowen Client: Southern Company Data: Bowen 1, 2, 9, & 10

	GWA-50R (bg)	GWC-5	GWC-6	GWC-6RZ	GWC-7Z	GWC-8RR	GWC-8Z
7/14/2017					0.0029 (J)		
10/2/2017	<0.002						
10/3/2017		<0.002	<0.002	<0.002	0.0018 (J)		<0.002
10/4/2017						<0.002	
3/16/2018	<0.002						
3/19/2018		<0.002	0.00089 (J)				
3/20/2018				<0.002	0.0024 (J)		0.0006 (J)
3/21/2018						0.00077 (J)	
9/17/2018		<0.002	<0.002	<0.002			
9/18/2018	0.00058 (J)				0.0031 (J)	0.001 (J)	0.00074 (J)
3/19/2019	<0.002						
3/20/2019		<0.002					
3/21/2019			<0.002	<0.002	0.00077 (J)		
3/27/2019						<0.002	
5/6/2019							0.00063 (J)
9/12/2019	<0.002						
9/13/2019					0.0017 (J)		
9/16/2019		<0.002	0.00071 (J)	0.00038 (J)		0.00039 (J)	0.00043 (J)
3/11/2020	<0.002						
3/12/2020			0.00055 (J)	<0.002	0.00044 (J)	0.00039 (J)	
3/16/2020		<0.002					<0.002
9/15/2020	<0.002						
9/16/2020		<0.002	<0.002	<0.002	<0.002		
9/17/2020						<0.002	<0.002
3/17/2021	<0.002	<0.002	0.0013 (J)	<0.002	<0.002	<0.002	
3/18/2021							0.00082 (J)
8/9/2021	<0.002	<0.002					
8/10/2021			0.0016 (J)	<0.002	0.0013 (J)	<0.002	<0.002
2/2/2022	<0.002	<0.002	<0.002	0.0012 (J)	0.002 (J)	0.0013 (J)	0.0011 (J)
8/16/2022		<0.002					
8/17/2022	<0.002		<0.002	<0.002	<0.002	<0.002	<0.002
2/16/2023	<0.002						
2/17/2023			<0.002	<0.002			
2/20/2023		<0.002			<0.002		<0.002
2/21/2023						<0.002	
7/28/2023	<0.002	<0.002		<0.002			
7/31/2023			<0.002		<0.002	<0.002	<0.002
2/22/2024	<0.002						
2/26/2024		<0.002	<0.002	<0.002	<0.002		<0.002
2/27/2024						<0.002	
8/8/2024	<0.002	<0.002	<0.002	<0.002	<0.002		
8/12/2024						<0.002	<0.002
2/27/2025		<0.002	<0.002	<0.002	<0.002		
2/28/2025	<0.002						<0.002
3/4/2025						<0.002	
9/2/2025	<0.002			<0.002			
9/3/2025		<0.002	<0.002		<0.002	<0.002	<0.002
2/17/2026	<0.002						
2/19/2026		<0.002			<0.002	<0.002	<0.002
2/20/2026			0.0005 (J)	<0.002			

ND substitution: RL or RL/2 if <15% NDs.

Time Series

Constituent: Arsenic (mg/L) Analysis Run 8/10/2026 3:48 PM

Plant Bowen Client: Southern Company Data: Bowen 1, 2, 9, & 10

	GWC-9	GWC-10	GWC-10R	GWC-11	GWC-11R	GWC-12	GWC-13
8/21/2007		<0.002	<0.002	<0.002	<0.005	<0.005	<0.002
8/23/2007	<0.002						
11/1/2007	<0.002	<0.002	<0.002	<0.002	<0.005	<0.005	<0.002
11/18/2007				<0.002	<0.005		
11/19/2007	<0.002					<0.005	<0.002
11/20/2007		0.0079	<0.002				
1/15/2008	0.0086						
1/16/2008						0.0086	
1/30/2008		<0.002	<0.002	<0.002	<0.005		
1/31/2008							<0.002
3/5/2008				<0.002		<0.005	<0.002
3/6/2008	<0.002	<0.002	<0.002		<0.005		
5/7/2008				<0.002	<0.005		
5/8/2008			<0.002				
5/12/2008		<0.002					<0.002
5/13/2008	<0.002					<0.005	
12/12/2008	0.0065						
12/13/2008		0.015 (O)				0.012	0.0096
12/14/2008			<0.002	<0.002	<0.005		
4/16/2009	<0.002					0.008	
4/28/2009							<0.002
4/29/2009		<0.002	<0.002	<0.002	0.0057		
10/13/2009	<0.002						
10/20/2009		<0.002					
10/21/2009			<0.002			0.0081	<0.002
10/22/2009				<0.002	<0.005		
4/21/2010	<0.002		<0.002	<0.002	<0.005		
4/26/2010		<0.002					
4/27/2010						0.021 (o)	
4/28/2010							<0.002
9/28/2010			<0.002	<0.002			
9/29/2010	<0.002	<0.002			<0.005		
10/5/2010						0.0067	<0.002
4/12/2011			<0.002	<0.002			
4/13/2011	<0.002	<0.002			<0.005		
4/19/2011						<0.005	<0.002
10/4/2011			<0.002	<0.002	<0.005		
10/5/2011	<0.002	<0.002					
10/12/2011						<0.005	
10/18/2011							<0.002
4/3/2012			<0.002	<0.002			
4/4/2012	<0.002	<0.002			<0.005		
4/24/2012						0.0086	
4/25/2012							<0.002
10/2/2012						<0.005	<0.002
10/3/2012		<0.002		<0.002	<0.005		
10/8/2012	<0.002		<0.002				
4/2/2013						<0.005	<0.002
4/3/2013		<0.002	<0.002	<0.002	<0.005		
4/8/2013	<0.002						
10/8/2013							<0.002
10/9/2013	<0.002			<0.002	0.006	0.0094	

ND substitution: RL or RL/2 if <15% NDs.

Time Series

Constituent: Arsenic (mg/L) Analysis Run 8/10/2026 3:48 PM

Plant Bowen Client: Southern Company Data: Bowen 1, 2, 9, & 10

	GWC-9	GWC-10	GWC-10R	GWC-11	GWC-11R	GWC-12	GWC-13
10/15/2013		<0.002	<0.002				
4/1/2014						0.0097	<0.002
4/2/2014				<0.002	0.0049 (J)		
4/9/2014	<0.002	<0.002	<0.002				
9/30/2014	<0.002						
10/1/2014							0.0022 (J)
10/2/2014		<0.002	<0.002	<0.002	0.0036 (J)	0.0055	
4/1/2015				<0.002	0.0077	0.011	<0.002
4/2/2015	<0.002	<0.002	<0.002				
10/10/2015	<0.002	<0.002					
10/11/2015				<0.002	0.0071		
10/12/2015			<0.002				
10/14/2015						0.007	
10/15/2015							<0.002
3/30/2016	0.00116 (J)						
3/31/2016		<0.002	<0.002				
4/4/2016				<0.002	0.00315 (J)	0.00645	0.00124 (J)
5/26/2016	<0.002	<0.002	<0.002	<0.002	0.00313 (J)		
5/27/2016						0.00692	
5/31/2016							<0.002
8/3/2016			<0.002	<0.002		0.0068	
8/4/2016					0.0032 (J)		<0.002
8/5/2016	<0.002	<0.002					
9/28/2016	<0.002	<0.002	<0.002	<0.002	0.0029 (J)		
9/29/2016							<0.002
9/30/2016						0.0065	
11/21/2016	<0.002						
11/22/2016		<0.002	<0.002	<0.002	0.0048 (J)	0.0066	
11/28/2016							<0.002
2/6/2017	<0.002						
2/7/2017		<0.002	<0.002				
2/8/2017				<0.002	0.0022 (J)		
2/9/2017							<0.002
2/13/2017						0.0092	
4/6/2017	<0.002						
4/10/2017		<0.002	<0.002	<0.002	0.002 (J)		
4/11/2017						0.0051	
4/12/2017							0.001 (J)
6/13/2017	<0.002						
6/14/2017		<0.002	<0.002			0.0056	
6/15/2017				<0.002	0.0014 (J)		
6/16/2017							0.0007 (J)
10/3/2017	<0.002						
10/4/2017		0.0006 (J)	<0.002	<0.002	0.002 (J)	0.0068	
10/9/2017							0.0006 (J)
3/20/2018	<0.002	0.00079 (J)					
3/21/2018			<0.002	0.00058 (J)			0.0013 (J)
3/22/2018					0.0022 (J)	0.0055	
9/18/2018	0.00067 (J)	0.0011 (J)	0.00088 (J)	0.00097 (J)	0.0027 (J)	0.0064	
9/19/2018							0.0016 (J)
3/21/2019	<0.002						
3/22/2019		<0.002	<0.002				

ND substitution: RL or RL/2 if <15% NDs.

Time Series

Constituent: Arsenic (mg/L) Analysis Run 8/10/2026 3:48 PM

Plant Bowen Client: Southern Company Data: Bowen 1, 2, 9, & 10

	GWC-9	GWC-10	GWC-10R	GWC-11	GWC-11R	GWC-12	GWC-13
3/23/2019				<0.002	0.0016 (J)	0.0055	0.00067 (J)
9/16/2019	0.00044 (J)						
9/17/2019		<0.002	<0.002	<0.002	0.0016 (J)	0.0047 (J)	
9/18/2019							0.00052 (J)
3/12/2020	<0.002	<0.002	<0.002	<0.002	0.0012 (J)	0.0053	
3/13/2020							0.00096 (J)
9/17/2020	<0.002	<0.002	<0.002				
9/21/2020				<0.002	0.0012 (J)	0.0065	
9/22/2020							0.00098 (J)
3/18/2021	<0.002	<0.002	<0.002				<0.002
3/19/2021				<0.002	0.0013 (J)	0.0052	
8/10/2021	<0.002	<0.002					
8/11/2021			<0.002	<0.002	0.0017 (J)	0.0042 (J)	<0.002
2/2/2022	0.0013 (J)					0.0027 (J)	
2/4/2022		0.0023 (J)	0.0019 (J)	0.0023 (J)	0.0035 (J)		
2/17/2022							<0.002
8/17/2022	<0.002	<0.002					
8/18/2022			<0.002	<0.002	<0.005	0.0037 (J)	<0.002
2/20/2023		<0.002	<0.002	<0.002	<0.005		
2/21/2023	0.0028 (J)					0.0094	
2/22/2023							<0.002
7/31/2023	<0.002	<0.002	<0.002				
8/1/2023				<0.002	<0.005	0.0065	<0.002
2/27/2024	<0.002	<0.002	<0.002			0.0028 (J)	<0.002
2/28/2024				<0.002	<0.005		
8/12/2024	<0.002	<0.002	<0.002		0.0017 (J)	0.0039 (J)	<0.002
8/13/2024				<0.002			
2/28/2025	<0.002	<0.002					
3/3/2025			<0.002		<0.005		<0.002
3/4/2025				<0.002		0.0053	
9/3/2025	<0.002	<0.002	<0.002	<0.002	0.0015 (J)	0.0054	<0.002
2/18/2026	<0.002					0.0054	
2/19/2026		<0.002	<0.002	<0.002			0.00078 (J)
2/20/2026					0.0012 (J)		

ND substitution: RL or RL/2 if <15% NDs.

Time Series

Constituent: Arsenic (mg/L) Analysis Run 8/10/2026 3:48 PM

Plant Bowen Client: Southern Company Data: Bowen 1, 2, 9, & 10

	GWC-13RZ	GWC-14Z	GWC-15R	GWC-15Z	GWC-44	GWC-45	GWC-45R
8/21/2007	<0.002						
8/23/2007			<0.002				
8/24/2007		<0.002		<0.002		<0.002	<0.002
10/23/2007						<0.002	<0.002
11/1/2007	<0.002						
11/2/2007		<0.002	<0.002	<0.002			
11/17/2007		<0.002	<0.002				
11/18/2007				<0.002		0.0099	<0.002
11/19/2007	<0.002						
1/15/2008		<0.002	<0.002	0.0077		0.0078	<0.002
1/31/2008	<0.002						
3/5/2008	<0.002	0.0079				<0.002	<0.002
3/6/2008			<0.002				
3/10/2008				<0.002			
5/7/2008	<0.002	<0.002	<0.002				
5/12/2008							<0.002
5/13/2008				<0.002			
5/14/2008						<0.002	
12/2/2008		0.014 (O)	<0.002	0.0061		<0.002	<0.002
12/12/2008	0.02 (O)						
4/16/2009		0.0069					
4/28/2009			<0.002	<0.002		<0.002	<0.002
4/29/2009	0.0066						
10/13/2009							<0.002
10/19/2009			<0.002				
10/20/2009		0.0054		<0.002		<0.002	
10/21/2009	<0.002						
4/20/2010		<0.002				<0.002	
4/21/2010							<0.002
4/27/2010			<0.002	<0.002			
4/28/2010	0.016 (O)						
9/28/2010						<0.002	
9/29/2010		<0.002					
10/4/2010			<0.002				<0.002
10/5/2010				<0.002			
10/6/2010	<0.002						
4/12/2011		<0.002				<0.002	
4/18/2011			<0.002				<0.002
4/19/2011				<0.002			
4/20/2011	<0.002						
10/4/2011		<0.002				<0.002	
10/5/2011							<0.002
10/12/2011	<0.002		<0.002	<0.002			
4/3/2012						<0.002	
4/4/2012		<0.002					
4/23/2012			<0.002				
4/25/2012	<0.002			<0.002			
5/3/2012							<0.002
10/2/2012	<0.002						
10/10/2012		<0.002	<0.002	<0.002			
10/15/2012						<0.002	<0.002
4/2/2013	<0.002						

ND substitution: RL or RL/2 if <15% NDs.

Time Series

Constituent: Arsenic (mg/L) Analysis Run 8/10/2026 3:48 PM

Plant Bowen Client: Southern Company Data: Bowen 1, 2, 9, & 10

	GWC-13RZ	GWC-14Z	GWC-15R	GWC-15Z	GWC-44	GWC-45	GWC-45R
4/15/2013		<0.002	<0.002				
4/16/2013				<0.002		<0.002	<0.002
10/8/2013	<0.002						
10/22/2013		<0.002	<0.002	<0.002		<0.002	<0.002
4/1/2014	<0.002						
4/21/2014		<0.002	<0.002	0.0029 (J)			
4/23/2014						<0.002	<0.002
9/30/2014		<0.002	<0.002	0.0025 (J)			
10/1/2014	0.0021 (J)					<0.002	<0.002
3/31/2015	<0.002						
4/3/2015		<0.002	<0.002	<0.002		<0.002	<0.002
10/6/2015				<0.002			
10/7/2015		<0.002	<0.002			<0.002	
10/9/2015							<0.002
10/14/2015	<0.002						
3/16/2016					0.00101 (J)	<0.002	<0.002
4/4/2016	0.00144 (J)						
4/5/2016		<0.002	<0.002	0.00153 (J)			
5/16/2016					<0.002	<0.002	<0.002
5/31/2016			<0.002	0.00261 (J)			
6/1/2016	0.0011 (J)	<0.002					
7/25/2016					<0.002	<0.002	<0.002
8/4/2016			<0.002				
8/9/2016		<0.002					
9/19/2016					<0.002	<0.002	<0.002
9/29/2016			<0.002				
11/3/2016					<0.002		<0.002
11/4/2016						<0.002	
11/23/2016			<0.002	<0.002			
11/28/2016		<0.002					
1/19/2017					<0.002		
1/20/2017							<0.002
1/23/2017						<0.002	
2/9/2017		<0.002					
2/10/2017			<0.002	<0.002			
2/22/2017	<0.002						
3/28/2017					0.0009 (J)		
3/29/2017						<0.002	<0.002
4/11/2017	0.0011 (J)	<0.002		0.0007 (J)			
4/12/2017			0.0005 (J)				
6/5/2017					0.0033 (J)		
6/7/2017						<0.002	0.0007 (J)
6/14/2017		<0.002					
6/15/2017			<0.002	<0.002			
6/16/2017	0.0043 (J)						
7/12/2017	0.0013 (J)	<0.002		<0.002			
7/26/2017				<0.002			
7/28/2017	0.0013 (J)						
8/10/2017	0.0011 (J)						
9/26/2017					0.0008 (J)		
9/27/2017						<0.002	0.0006 (J)
10/5/2017		<0.002					

ND substitution: RL or RL/2 if <15% NDs.

Time Series

Constituent: Arsenic (mg/L) Analysis Run 8/10/2026 3:48 PM

Plant Bowen Client: Southern Company Data: Bowen 1, 2, 9, & 10

	GWC-13RZ	GWC-14Z	GWC-15R	GWC-15Z	GWC-44	GWC-45	GWC-45R
10/6/2017	0.0013 (J)		0.0008 (J)	0.0009 (J)			
3/15/2018					0.0011 (J)	<0.002	0.00061 (J)
3/22/2018		0.00096 (J)					
3/23/2018	0.0017 (J)		0.00071 (J)	0.00097 (J)			
9/12/2018					<0.002		
9/13/2018						<0.002	<0.002
9/19/2018		0.0018 (J)	0.001 (J)	0.0015 (J)			
9/20/2018	0.0016 (J)						
3/14/2019					<0.002	<0.002	<0.002
3/22/2019	0.00097 (J)	<0.002		<0.002			
3/25/2019			<0.002				
9/11/2019					<0.002	<0.002	<0.002
9/17/2019		<0.002	<0.002	<0.002			
9/19/2019	0.00045 (J)						
3/10/2020					0.0013 (J)	<0.002	<0.002
3/13/2020		<0.002	0.00047 (J)	0.00052 (J)			
3/17/2020	0.00067 (J)						
9/11/2020						<0.002	<0.002
9/15/2020					<0.002		
9/21/2020		<0.002	<0.002	<0.002			
9/22/2020	0.00086 (J)						
3/11/2021					<0.002	<0.002	<0.002
3/18/2021		<0.002	<0.002	<0.002			
3/19/2021	0.00084 (J)						
8/4/2021					<0.002		
8/6/2021						<0.002	<0.002
8/11/2021		<0.002	<0.002	<0.002			
8/12/2021	<0.002						
1/31/2022					<0.002		
2/1/2022						<0.002	<0.002
2/4/2022	0.0035 (J)	0.0019 (J)	0.0026 (J)				
2/7/2022				0.0025 (J)			
8/12/2022						<0.002	<0.002
8/15/2022					<0.002		
8/18/2022		<0.002					
8/19/2022	<0.002		<0.002	<0.002			
2/14/2023					<0.002		
2/15/2023						<0.002	<0.002
2/22/2023	0.0031 (J)	<0.002	<0.002	<0.002			
7/26/2023					0.0038 (J)	0.0038 (J)	<0.002
8/1/2023		<0.002		<0.002			
8/2/2023	<0.002		<0.002				
2/20/2024					<0.002	<0.002	<0.002
2/28/2024	<0.002	<0.002	<0.002	<0.002			
8/5/2024						<0.002	<0.002
8/6/2024					<0.002		
8/13/2024	0.0013 (J)	<0.002	<0.002	<0.002			
2/26/2025					<0.002	<0.002	<0.002
3/3/2025		<0.002	<0.002	<0.002			
3/4/2025	<0.002						
8/28/2025					<0.002		
9/2/2025						<0.002	<0.002

ND substitution: RL or RL/2 if <15% NDs.

Time Series

Constituent: Arsenic (mg/L) Analysis Run 8/10/2026 3:48 PM

Plant Bowen Client: Southern Company Data: Bowen 1, 2, 9, & 10

	GWC-13RZ	GWC-14Z	GWC-15R	GWC-15Z	GWC-44	GWC-45	GWC-45R
9/4/2025	<0.002	<0.002	<0.002	<0.002			
2/16/2026					<0.002		
2/17/2026						<0.002	<0.002
2/20/2026	0.0012 (J)						
2/24/2026		<0.002	0.00062 (J)	<0.002			

ND substitution: RL or RL/2 if <15% NDs.

Time Series

Constituent: Arsenic (mg/L) Analysis Run 8/10/2026 3:48 PM

Plant Bowen Client: Southern Company Data: Bowen 1, 2, 9, & 10

	GWC-46R	GWC-47	GWC-47R	GWC-48	GWC-49R	GWC-49Z
3/10/2016	<0.002	<0.002	0.00136 (J)	<0.002		
3/17/2016					<0.002	<0.002
5/17/2016	<0.002			<0.002		
5/18/2016		<0.002	0.00127 (J)		<0.002	<0.002
7/26/2016	<0.002					
7/27/2016		<0.002	0.0012 (J)	<0.002	<0.002	
7/28/2016						<0.002
9/20/2016	<0.002	<0.002	<0.002	<0.002		
9/21/2016					<0.002	<0.002
11/4/2016	<0.002		<0.002	<0.002	<0.002	
11/7/2016		<0.002				<0.002
1/20/2017	<0.002		<0.002			
1/23/2017		<0.002		<0.002		
1/24/2017					<0.002	<0.002
3/28/2017	0.0004 (J)			<0.002		
3/29/2017		<0.002	<0.002		<0.002	
3/30/2017						<0.002
6/7/2017	0.001 (J)					
6/8/2017		0.0006 (J)	0.001 (J)	<0.002	<0.002	
6/9/2017						<0.002
9/27/2017		<0.002	0.0009 (J)			
9/29/2017	<0.002			<0.002	<0.002	<0.002
3/15/2018	0.00094 (J)	0.00061 (J)		<0.002	0.00063 (J)	<0.002
3/16/2018			0.001 (J)			
9/13/2018	<0.002	<0.002	0.00091 (J)	<0.002	<0.002	
9/14/2018						<0.002
3/15/2019		<0.002		<0.002		
3/18/2019	<0.002				<0.002	
3/19/2019			<0.002			<0.002
9/11/2019	<0.002		0.00067 (J)	<0.002	<0.002	<0.002
9/12/2019		<0.002				
3/9/2020		<0.002	0.00051 (J)	<0.002		<0.002
3/10/2020	<0.002					
3/11/2020					0.00041 (J)	
9/11/2020					<0.002	
9/14/2020	<0.002	<0.002		<0.002		<0.002
9/15/2020			<0.002			
3/11/2021	<0.002	<0.002	<0.002	<0.002		
3/15/2021					<0.002	<0.002
8/4/2021				<0.002		
8/5/2021	<0.002	<0.002	0.0012 (J)			<0.002
8/11/2021					<0.002	
1/31/2022	<0.002			<0.002		
2/1/2022		<0.002	<0.002		<0.002	<0.002
8/15/2022	<0.002	<0.002	<0.002	<0.002	<0.002	<0.002
2/14/2023	<0.002				<0.002	<0.002
2/15/2023		<0.002	<0.002	<0.002		
7/26/2023	<0.002			<0.002		
7/27/2023		<0.002	0.0039 (J)		<0.002	0.0044 (J)
2/21/2024	<0.002	<0.002	<0.002	<0.002	<0.002	<0.002
8/5/2024	<0.002	<0.002	<0.002	<0.002		
8/6/2024					<0.002	<0.002

ND substitution: RL or RL/2 if <15% NDs.

Time Series

Constituent: Arsenic (mg/L) Analysis Run 8/10/2026 3:48 PM

Plant Bowen Client: Southern Company Data: Bowen 1, 2, 9, & 10

	GWC-46R	GWC-47	GWC-47R	GWC-48	GWC-49R	GWC-49Z
2/26/2025	<0.002	<0.002	<0.002	0.0013 (J)	<0.002	<0.002
8/28/2025		<0.002				
8/29/2025	<0.002			<0.002	<0.002	<0.002
9/2/2025			<0.002			
9/24/2025	<0.002					
2/16/2026	<0.002					
2/17/2026		<0.002	0.00047 (J)	<0.002	<0.002	<0.002

ND substitution: RL or RL/2 if <15% NDs.

Time Series

Constituent: Barium (mg/L) Analysis Run 8/10/2026 3:48 PM

Plant Bowen Client: Southern Company Data: Bowen 1, 2, 9, & 10

	GWA-1 (bg)	GWA-2 (bg)	GWA-2R (bg)	GWA-3A (bg)	GWA-4RZ (bg)	GWA-39RZ (bg)	GWA-39Z (bg)
8/23/2007	0.02	0.0073	0.0098	0.015 (O)			
10/23/2007	0.039						
10/24/2007		0.027	0.015				
11/2/2007				0.017 (O)			
11/18/2007	0.04	0.13 (O)	0.011	0.019 (O)			
1/30/2008	0.04						
1/31/2008		0.0077	0.13 (O)	0.011 (O)			
3/10/2008	0.033		0.0078				
3/11/2008		0.015		0.016 (O)			
5/6/2008		0.017					
5/13/2008	0.03		0.0077				
5/14/2008				0.013 (O)			
12/4/2008		0.14 (O)	0.0089				
12/5/2008	0.0087			0.021 (O)			
4/15/2009	0.023			0.012 (O)			
4/21/2009		0.018	0.013				
5/20/2009					0.025		
10/7/2009	0.15 (O)	0.014					
10/8/2009			0.008	0.011 (O)			
10/19/2009					0.019		
4/21/2010			0.01				
4/26/2010		0.017					
4/27/2010					0.015		
4/28/2010				0.0081			
5/3/2010	0.025						
9/28/2010			0.0036				
10/4/2010		0.011			0.022		
10/6/2010				0.0083			
10/12/2010	0.029						
4/12/2011			0.0084				
4/13/2011		0.026					
4/14/2011					0.01		
4/21/2011				0.0053			
4/27/2011	0.026						
10/4/2011			0.0066				
10/5/2011		0.021			0.012		
10/13/2011				0.0071			
10/17/2011	0.021						
4/3/2012			0.0625 (O)				
4/11/2012		0.0311			0.0113		
5/1/2012				0.0067			
5/2/2012	0.0212						
10/2/2012					0.017		
10/8/2012	0.019						
10/9/2012		0.018	0.01	0.0055			
4/11/2013			0.021	0.0061	0.019		
4/12/2013	0.022						
4/15/2013		0.056					
10/15/2013		0.018					
10/16/2013	0.02		0.033	0.0062			
10/21/2013					0.011		
4/10/2014			0.021				

Time Series

Constituent: Barium (mg/L) Analysis Run 8/10/2026 3:48 PM

Plant Bowen Client: Southern Company Data: Bowen 1, 2, 9, & 10

	GWA-1 (bg)	GWA-2 (bg)	GWA-2R (bg)	GWA-3A (bg)	GWA-4RZ (bg)	GWA-39RZ (bg)	GWA-39Z (bg)
4/11/2014	0.018						
4/22/2014		0.035					
4/23/2014				0.0047	0.0098		
9/30/2014	0.013	0.0041	0.0062				
10/4/2014				0.0055	0.021		
3/30/2015	0.021	0.036	0.011				
3/31/2015				0.0076	0.012		
10/11/2015					0.012		
10/12/2015				0.0049			
10/13/2015	0.012	0.0048	0.0065				
3/14/2016							0.0234
3/22/2016	0.0182						
3/23/2016		0.0271	0.0206	0.00742 (J)			
5/11/2016							0.00793 (J)
5/19/2016	0.0193		0.0109				
5/20/2016		0.0206					
5/23/2016				0.00532 (J)			
7/19/2016							0.0045 (J)
7/29/2016	0.0174	0.0275	0.007 (J)	0.0053 (J)			
9/15/2016							0.0057 (J)
9/22/2016			0.0071 (J)	0.0058 (J)			
9/23/2016	0.0168	0.0384					
11/2/2016							0.0043 (J)
11/9/2016	0.0171	0.0266					
11/10/2016			0.0052 (J)	0.0051 (J)			
1/18/2017							0.0085 (J)
1/30/2017	0.019						
1/31/2017		0.0094 (J)	0.0076 (J)	0.0054 (J)			
2/21/2017						0.0178	
2/22/2017					0.0273		
3/27/2017						0.0162	
3/28/2017							0.0188
3/30/2017	0.0184	0.0262		0.0049 (J)			
4/3/2017			0.007 (J)				
4/7/2017					0.024		
6/7/2017							0.0273
6/8/2017						0.0156	
6/9/2017	0.0174		0.0074 (J)				
6/12/2017		0.0288		0.005 (J)			
6/14/2017					0.027		
7/12/2017					0.027		
7/17/2017						0.016	
7/20/2017					0.0304		
7/27/2017						0.0184	
7/28/2017					0.0269		
8/9/2017					0.0254	0.0162	
8/24/2017					0.0285		
9/26/2017							0.0236
9/29/2017						0.0159	
10/2/2017	0.0167	0.0048 (J)	0.0085 (J)				
10/3/2017					0.0294		
10/4/2017				0.0047 (J)			

Time Series

Constituent: Barium (mg/L) Analysis Run 8/10/2026 3:48 PM

Plant Bowen Client: Southern Company Data: Bowen 1, 2, 9, & 10

	GWA-1 (bg)	GWA-2 (bg)	GWA-2R (bg)	GWA-3A (bg)	GWA-4RZ (bg)	GWA-39RZ (bg)	GWA-39Z (bg)
3/14/2018							0.027
3/16/2018	0.016		0.015			0.016	
3/19/2018		0.037		0.0047 (J)			
3/21/2018					0.03		
9/12/2018							0.022
9/14/2018		0.0059 (J)	0.0095 (J)			0.015	
9/17/2018	0.015			0.0041 (J)			
9/18/2018					0.032		
3/14/2019						0.018	
3/15/2019							0.019
3/19/2019			0.024				
3/20/2019	0.019	0.0072 (J)		0.0042 (J)			
3/21/2019					0.04		
9/9/2019							0.015
9/11/2019						0.02	
9/12/2019	0.018	0.0056 (J)					
9/13/2019			0.012	0.0042 (J)	0.034		
3/9/2020						0.017	0.0072 (J)
3/11/2020	0.016	0.035	0.027	0.0041 (J)			
3/12/2020					0.053		
9/10/2020							0.0042 (J)
9/15/2020	0.019	0.019	0.013				
9/16/2020						0.027	
9/17/2020					0.036		
3/12/2021							0.014
3/16/2021	0.018		0.013		0.042	0.014	
3/17/2021		0.025					
3/29/2021				0.0073			
8/4/2021							0.011
8/6/2021						0.014	
8/9/2021	0.019	0.024	0.029	0.0073			
8/10/2021					0.045		
1/31/2022							0.013
2/1/2022	0.015	0.026	0.024				
2/2/2022				0.0064		0.013	
2/3/2022					0.063		
8/10/2022							0.01
8/16/2022	0.017	0.021	0.027	0.0067		0.013	
8/17/2022					0.034		
2/13/2023							0.018
2/14/2023						0.014	
2/16/2023	0.018	0.029	0.028				
2/17/2023				0.0065	0.043		
7/25/2023						0.014	
7/26/2023							0.016
7/27/2023	0.018	0.02	0.024				
7/28/2023					0.043		
8/1/2023				0.0074			
2/19/2024						0.015	0.013
2/22/2024	0.018	0.021		0.0074			
2/26/2024			0.021				
2/27/2024					0.046		

Time Series

Constituent: Barium (mg/L) Analysis Run 8/10/2026 3:48 PM

Plant Bowen Client: Southern Company Data: Bowen 1, 2, 9, & 10

	GWA-1 (bg)	GWA-2 (bg)	GWA-2R (bg)	GWA-3A (bg)	GWA-4RZ (bg)	GWA-39RZ (bg)	GWA-39Z (bg)
8/1/2024						0.014	0.011
8/6/2024			0.015				
8/7/2024	0.015	0.017					
8/8/2024				0.0068	0.053		
2/25/2025							0.019
2/26/2025				0.0075		0.016	
2/27/2025	0.017	0.024	0.028				
2/28/2025					0.043		
8/28/2025						0.015	0.013
9/2/2025	0.017	0.022	0.014	0.0078			
9/3/2025					0.038		
2/17/2026				0.0079			
2/18/2026	0.017	0.023	0.012		0.045	0.019	0.016

Time Series

Constituent: Barium (mg/L) Analysis Run 8/10/2026 3:48 PM

Plant Bowen Client: Southern Company Data: Bowen 1, 2, 9, & 10

	GWA-40 (bg)	GWA-41 (bg)	GWA-41R (bg)	GWA-42 (bg)	GWA-43 (bg)	GWA-43R (bg)	GWA-50 (bg)
12/12/2008							0.098 (O)
4/23/2009							0.013
10/6/2009							0.011
4/27/2010							0.016
9/30/2010							0.013
4/14/2011							0.011
10/5/2011							0.015
4/11/2012							0.0102
10/2/2012							0.0091
4/9/2013							0.01
10/15/2013							0.0098
4/10/2014							0.011
10/1/2014							0.0033
3/30/2015							0.0043
10/11/2015							0.0038
3/11/2016				0.00639 (J)	0.0116	0.00819 (J)	
3/15/2016	0.0101	0.0291	0.0462				
3/28/2016							0.0133
5/11/2016	0.00992 (J)						
5/12/2016		0.0322					
5/13/2016			0.0265		0.0361	0.00756 (J)	
5/16/2016				0.00622 (J)			
5/23/2016							0.0109
7/19/2016					0.036	0.0079 (J)	
7/20/2016		0.0313					
7/21/2016	0.009 (J)		0.0243				
7/22/2016				0.0062 (J)			
8/1/2016							0.0058 (J)
9/15/2016	0.0109	0.0217					
9/16/2016					0.0259	0.0078 (J)	
9/19/2016				0.0064 (J)			
9/21/2016			0.0145				
9/26/2016							0.0092 (J)
11/2/2016					0.037	0.0082 (J)	
11/3/2016	0.0115	0.0272	0.0082 (J)	0.0058 (J)			
11/10/2016							0.0083 (J)
1/17/2017	0.0101		0.007 (J)	0.0061 (J)			
1/18/2017		0.0286			0.0248	0.0085 (J)	
1/30/2017							0.0117
3/24/2017	0.0086 (J)	0.0307					
3/27/2017			0.016	0.0063 (J)			
3/28/2017					0.0222	0.0084 (J)	
4/7/2017							0.0109
5/24/2017	0.0087 (J)						
6/6/2017		0.0242	0.0301		0.02	0.0078 (J)	
6/7/2017				0.0064 (J)			
6/12/2017							0.0094 (J)
9/22/2017					0.0179	0.0076 (J)	
9/25/2017		0.0252	0.0169				
9/26/2017	0.0075 (J)			0.006 (J)			
10/2/2017							0.0122
3/14/2018	0.0064 (J)	0.021	0.036	0.0065 (J)	0.016		

Time Series

Constituent: Barium (mg/L) Analysis Run 8/10/2026 3:48 PM

Plant Bowen Client: Southern Company Data: Bowen 1, 2, 9, & 10

	GWA-40 (bg)	GWA-41 (bg)	GWA-41R (bg)	GWA-42 (bg)	GWA-43 (bg)	GWA-43R (bg)	GWA-50 (bg)
3/15/2018						0.0092 (J)	
3/16/2018							0.0084 (J)
9/12/2018	0.0075 (J)	0.025	0.021		0.017	0.008 (J)	
9/14/2018				0.0065 (J)			
9/17/2018							0.01
3/13/2019	0.0076 (J)				0.014	0.0077 (J)	
3/14/2019		0.028	0.04	0.0066 (J)			
3/19/2019							0.012
9/9/2019	0.0078 (J)						
9/10/2019		0.018	0.031	0.0068 (J)			
9/11/2019					0.015	0.0079 (J)	
9/13/2019							0.0088 (J)
3/6/2020		0.022		0.0066 (J)			
3/9/2020	0.0088 (J)		0.031		0.012	0.0069 (J)	
3/11/2020							0.0077 (J)
9/10/2020		0.024	0.031	0.0059 (J)			
9/11/2020	0.0079 (J)				0.024		
9/14/2020						0.0075 (J)	
9/16/2020							0.0081 (J)
3/10/2021	0.0083		0.023				
3/11/2021		0.024		0.0061	0.0096	0.0069	
3/17/2021							0.0074
8/4/2021	0.008	0.021	0.021	0.0061			
8/5/2021						0.0069	
8/6/2021					0.015		
8/9/2021							0.0071
1/31/2022	0.0081	0.022	0.031	0.0063	0.014	0.0076	
2/1/2022							0.0065
8/10/2022				0.0063		0.0066	
8/11/2022		0.022	0.019		0.016		
8/12/2022	0.0076						
8/16/2022							0.0072
2/13/2023	0.0075	0.029	0.028	0.0061		0.0064	
2/14/2023					0.011		
2/16/2023							0.0067
7/25/2023		0.018	0.023		0.012	0.0073	
7/26/2023	0.0081			0.0064			
7/28/2023							0.0075
2/19/2024	0.0083	0.017	0.027				
2/20/2024				0.007	0.011	0.0074	
2/22/2024							0.0073
8/1/2024	0.0073	0.014	0.044	0.0063			
8/2/2024					0.0099	0.0072	
8/8/2024							0.0073
2/25/2025	0.0083	0.019	0.037	0.0071	0.01	0.0074	
2/27/2025							0.0074
8/27/2025	0.0073		0.025				
8/28/2025		0.015		0.0065	0.012	0.0072	
9/2/2025							0.0075
2/16/2026	0.0078	0.015	0.023	0.0071	0.013	0.0075	
2/17/2026							0.0071

Time Series

Constituent: Barium (mg/L) Analysis Run 8/10/2026 3:48 PM

Plant Bowen Client: Southern Company Data: Bowen 1, 2, 9, & 10

	GWA-50R (bg)	GWC-5	GWC-6	GWC-6RZ	GWC-7Z	GWC-8RR	GWC-8Z
8/22/2007			0.023		0.01	0.018	0.053
8/23/2007		0.017					
10/25/2007		0.023	0.018		0.02		
10/26/2007						0.03	
11/1/2007							0.039
11/19/2007		0.024					
11/20/2007			0.1 (O)		0.1 (o)	0.033	0.021
1/16/2008					0.017		
1/23/2008		0.028	0.031			0.04	0.15 (o)
3/6/2008					0.012		
3/10/2008						0.035	0.024
3/11/2008		0.022	0.016				
5/6/2008						0.04	
5/12/2008		0.021					0.067
5/13/2008					0.014		
5/14/2008			0.024				
12/11/2008		0.022	0.022				
12/12/2008	0.016					0.17 (o)	0.049
12/13/2008					0.11 (o)		
4/15/2009		0.13 (O)			0.12 (o)		
4/22/2009							0.093
4/23/2009	0.14 (O)		0.012			0.041	
10/6/2009	0.12 (O)						
10/8/2009						0.059	0.06
10/9/2009		0.026	0.11 (O)		0.021		
4/27/2010					0.098 (o)		
4/28/2010							0.073
5/3/2010	0.12 (O)						
5/4/2010		0.018	0.096 (O)			0.053	
10/5/2010					0.016		
10/7/2010						0.049	0.051
10/11/2010	0.019		0.018				
10/12/2010		0.019					
4/19/2011					0.012		
4/20/2011							0.065
4/26/2011			0.01			0.028	
4/27/2011	0.02						
4/28/2011		0.015					
10/12/2011					0.014		0.038
10/18/2011			0.012			0.015	
10/19/2011	0.014	0.016					
4/24/2012					0.0124		
4/30/2012						0.0192	0.0292
5/1/2012	0.013						
5/2/2012		0.0191	0.0119				
10/2/2012	0.015						
10/3/2012					0.015	0.017	0.019
10/8/2012			0.01				
10/9/2012		0.019					
4/8/2013						0.018	
4/9/2013					0.013		0.052
4/10/2013	0.016		0.013				

Time Series

Constituent: Barium (mg/L) Analysis Run 8/10/2026 3:48 PM

Plant Bowen Client: Southern Company Data: Bowen 1, 2, 9, & 10

	GWA-50R (bg)	GWC-5	GWC-6	GWC-6RZ	GWC-7Z	GWC-8RR	GWC-8Z
4/11/2013		0.013					
10/8/2013			0.014		0.019		
10/9/2013						0.021	0.071
10/16/2013	0.017	0.017					
4/9/2014							0.035
4/10/2014					0.018	0.019	
4/14/2014			0.01				
4/22/2014	0.017						
4/23/2014		0.015					
10/1/2014	0.013						
10/2/2014					0.01	0.014	0.031
10/3/2014		0.02	0.014				
3/30/2015	0.014						
3/31/2015		0.014					
4/1/2015			0.013				
4/2/2015					0.01		0.025
4/3/2015						0.014	
5/26/2015				0.016			0.06
6/18/2015				0.015			0.047
7/2/2015				0.014			0.04
10/8/2015						0.024	0.032
10/9/2015			0.008	0.012			
10/10/2015					0.015		
10/11/2015	0.0093						
10/12/2015		0.017					
3/22/2016							0.0263
3/28/2016	0.0155	0.0173					
3/29/2016			0.00738 (J)	0.00786 (J)			
3/30/2016						0.0163	
5/24/2016			0.00902 (J)	0.00847 (J)		0.0137	
5/25/2016	0.0143	0.0175					0.0178
5/31/2016					0.0178		
8/1/2016	0.0129	0.0145	0.0091 (J)	0.0086 (J)			
8/2/2016					0.0394	0.0152	0.0265
9/26/2016	0.0177		0.0124	0.0086 (J)			0.0267
9/27/2016		0.0139			0.032	0.0147	
11/11/2016	0.0117	0.0135					
11/14/2016				0.0083 (J)			
11/18/2016			0.0117				
11/21/2016					0.0316 (J)		0.0309 (J)
11/22/2016						0.0174 (J)	
1/30/2017	0.0113						
1/31/2017		0.0153					
2/1/2017			0.0086 (J)	0.0096 (J)	0.0264		
2/3/2017							0.0289
2/6/2017						0.0144	
4/3/2017	0.0166	0.0135					
4/6/2017			0.0083 (J)	0.0087 (J)	0.0245	0.0149	
4/7/2017							0.029
6/12/2017	0.017	0.0154					
6/13/2017			0.0074 (J)	0.0088 (J)	0.0247		0.027
6/14/2017						0.0139	

Time Series

Constituent: Barium (mg/L) Analysis Run 8/10/2026 3:48 PM

Plant Bowen Client: Southern Company Data: Bowen 1, 2, 9, & 10

	GWA-50R (bg)	GWC-5	GWC-6	GWC-6RZ	GWC-7Z	GWC-8RR	GWC-8Z
7/14/2017					0.0245		
10/2/2017	0.0157						
10/3/2017		0.0138	0.0084 (J)	0.0098 (J)	0.0218		0.0292
10/4/2017						0.015	
3/16/2018	0.012						
3/19/2018		0.013	0.0079 (J)				
3/20/2018				0.0088 (J)	0.024		0.029
3/21/2018						0.015	
9/17/2018		0.014	0.0065 (J)	0.0082 (J)			
9/18/2018	0.0099 (J)				0.027	0.014	0.025
3/19/2019	0.013						
3/20/2019		0.018					
3/21/2019			0.0074 (J)	0.0075 (J)	0.03		
3/27/2019						0.014	
5/6/2019							0.017
9/12/2019	0.011						
9/13/2019					0.031		
9/16/2019		0.022	0.0075 (J)	0.0072 (J)		0.015	0.026
3/11/2020	0.0095 (J)						
3/12/2020			0.0075 (J)	0.0072 (J)	0.022	0.014	
3/16/2020		0.024					0.027
9/15/2020	0.0089 (J)						
9/16/2020		0.013	0.0074 (J)	0.0066 (J)	0.02		
9/17/2020						0.014	0.025
3/17/2021	0.012	0.014	0.0075	0.0072	0.022	0.014	
3/18/2021							0.018
8/9/2021	0.0089	0.012					
8/10/2021			0.0074	0.0072	0.02	0.014	0.029
2/2/2022	0.009	0.012	0.0064	0.0066	0.015	0.013	0.024
8/16/2022		0.013					
8/17/2022	0.0091		0.0065	0.0068	0.014	0.013	0.017
2/16/2023	0.0081						
2/17/2023			0.0067	0.0067			
2/20/2023		0.012			0.015		0.024
2/21/2023						0.011	
7/28/2023	0.0079	0.012		0.0062			
7/31/2023			0.0067		0.014	0.012	0.024
2/22/2024	0.008						
2/26/2024		0.012	0.006	0.0067	0.013		0.025
2/27/2024						0.013	
8/8/2024	0.0079	0.012	0.0064	0.0058	0.011		
8/12/2024						0.013	0.026
2/27/2025		0.013	0.0066	0.0068	0.01		
2/28/2025	0.0081						0.023
3/4/2025						0.013	
9/2/2025	0.008			0.0062			
9/3/2025		0.012	0.0065		0.011	0.013	0.026
2/17/2026	0.0081						
2/19/2026		0.013			0.01	0.014	0.027
2/20/2026			0.0078	0.0066			

Time Series

Constituent: Barium (mg/L) Analysis Run 8/10/2026 3:48 PM

Plant Bowen Client: Southern Company Data: Bowen 1, 2, 9, & 10

	GWC-9	GWC-10	GWC-10R	GWC-11	GWC-11R	GWC-12	GWC-13
8/21/2007		0.021	0.027	0.034	0.01	0.023	0.065
8/23/2007	0.043						
11/1/2007	0.032	0.017	0.024	0.036	0.012	0.034	0.019
11/18/2007				0.036	0.011		
11/19/2007	0.049					0.043	0.015
11/20/2007		0.1 (O)	0.022				
1/15/2008	0.12 (O)						
1/16/2008						0.13 (O)	
1/30/2008		0.035	0.033	0.031	0.013		
1/31/2008							0.022
3/5/2008				0.018		0.07 (O)	0.012
3/6/2008	0.075 (O)	0.042	0.019		0.017		
5/7/2008				0.015	0.0066		
5/8/2008			0.017				
5/12/2008		0.0087					0.014
5/13/2008	0.055					0.039	
12/12/2008	0.16 (O)						
12/13/2008		0.12 (O)				0.13 (O)	0.11 (O)
12/14/2008			0.02	0.12 (O)	0.013		
4/16/2009	0.15 (O)					0.13 (O)	
4/28/2009							0.12 (O)
4/29/2009		0.11 (O)	0.017	0.0079	0.0098		
10/13/2009	0.05						
10/20/2009		0.016					
10/21/2009			0.021			0.033	0.023
10/22/2009				0.007	0.013		
4/21/2010	0.039		0.019	0.0074	0.0069		
4/26/2010		0.016					
4/27/2010						0.11 (O)	
4/28/2010							0.019
9/28/2010			0.018	0.0068			
9/29/2010	0.033	0.016			0.0049		
10/5/2010						0.027	0.018
4/12/2011			0.017	0.0089			
4/13/2011	0.033	0.012			0.0074		
4/19/2011						0.025	0.019
10/4/2011			0.022	0.012	0.0062		
10/5/2011	0.035	0.014					
10/12/2011						0.025	
10/18/2011							0.025
4/3/2012			0.0212	0.0169			
4/4/2012	0.0422	0.017			0.0091		
4/24/2012						0.027	
4/25/2012							0.024
10/2/2012						0.013	0.019
10/3/2012		0.015		0.03	0.0089		
10/8/2012	0.029		0.019				
4/2/2013						0.031	0.021
4/3/2013		0.018	0.021	0.008	0.012		
4/8/2013	0.042						
10/8/2013							0.027
10/9/2013	0.04			0.0093	0.0079	0.025	

Time Series

Constituent: Barium (mg/L) Analysis Run 8/10/2026 3:48 PM

Plant Bowen Client: Southern Company Data: Bowen 1, 2, 9, & 10

	GWC-9	GWC-10	GWC-10R	GWC-11	GWC-11R	GWC-12	GWC-13
10/15/2013		0.018	0.022				
4/1/2014						0.023	0.023
4/2/2014				0.031	0.0086		
4/9/2014	0.038	0.019	0.02				
9/30/2014	0.038						
10/1/2014							0.014
10/2/2014		0.016	0.023	0.035	0.01	0.025	
4/1/2015				0.013	0.019	0.025	0.027
4/2/2015	0.039	0.017	0.022				
10/10/2015	0.04	0.014					
10/11/2015				0.0079	0.014		
10/12/2015			0.028				
10/14/2015						0.027	
10/15/2015							0.033
3/30/2016	0.0412						
3/31/2016		0.0179	0.0273				
4/4/2016				0.0119	0.0176	0.0285	0.027
5/26/2016	0.0357	0.0186	0.0305	0.0127	0.0195		
5/27/2016						0.0257	
5/31/2016							0.0283
8/3/2016			0.0284	0.0121		0.0237	
8/4/2016					0.0151		0.0358
8/5/2016	0.03	0.0138					
9/28/2016	0.0308	0.0153	0.036	0.0112	0.0132		
9/29/2016							0.0437
9/30/2016						0.0279	
11/21/2016	0.0356 (J)						
11/22/2016		0.0184 (J)	0.0341 (J)	0.0155 (J)	0.0186 (J)	0.0286 (J)	
11/28/2016							0.0419 (J)
2/6/2017	0.0391						
2/7/2017		0.0215	0.0309				
2/8/2017				0.0115	0.015		
2/9/2017							0.0472
2/13/2017						0.0313	
4/6/2017	0.0402						
4/10/2017		0.0247	0.0235	0.0117	0.0172		
4/11/2017						0.0254	
4/12/2017							0.0383
6/13/2017	0.0394						
6/14/2017		0.0227	0.0258			0.0241	
6/15/2017				0.0112	0.0167		
6/16/2017							0.0457
10/3/2017	0.0381						
10/4/2017		0.0172	0.0234	0.0093 (J)	0.0156	0.0256	
10/9/2017							0.0406
3/20/2018	0.039	0.021					
3/21/2018			0.022	0.012			0.032
3/22/2018					0.017	0.024	
9/18/2018	0.037	0.02	0.03	0.011	0.017	0.025	
9/19/2018							0.034
3/21/2019	0.042						
3/22/2019		0.024	0.022				

Time Series

Constituent: Barium (mg/L) Analysis Run 8/10/2026 3:48 PM

Plant Bowen Client: Southern Company Data: Bowen 1, 2, 9, & 10

	GWC-9	GWC-10	GWC-10R	GWC-11	GWC-11R	GWC-12	GWC-13
3/23/2019				0.0081 (J)	0.019	0.024	0.023
9/16/2019	0.035						
9/17/2019		0.016	0.03	0.011	0.018	0.025	
9/18/2019							0.033
3/12/2020	0.044	0.026	0.028	0.0086 (J)	0.021	0.023	
3/13/2020							0.023
9/17/2020	0.031	0.013	0.022				
9/21/2020				0.0093 (J)	0.016	0.023	
9/22/2020							0.027
3/18/2021	0.041	0.025	0.027				0.023
3/19/2021				0.011	0.021	0.024	
8/10/2021	0.043	0.023					
8/11/2021			0.027	0.0086	0.021	0.025	0.025
2/2/2022	0.044					0.023	
2/4/2022		0.022	0.028	0.01	0.021		
2/17/2022							0.02
8/17/2022	0.047	0.016					
8/18/2022			0.025	0.0078	0.019	0.022	0.021
2/20/2023		0.02	0.024	0.0071	0.02		
2/21/2023	0.042					0.023	
2/22/2023							0.022
7/31/2023	0.046	0.015	0.024				
8/1/2023				0.0096	0.018	0.022	0.026
2/27/2024	0.043	0.024	0.028			0.023	0.025
2/28/2024				0.01	0.02		
8/12/2024	0.039	0.014	0.029		0.019	0.024	0.026
8/13/2024				0.0068			
2/28/2025	0.05	0.024					
3/3/2025			0.025		0.021		0.025
3/4/2025				0.01		0.023	
9/3/2025	0.035	0.015	0.026	0.009	0.018	0.024	0.028
2/18/2026	0.046					0.027	
2/19/2026		0.014	0.032	0.011			0.031
2/20/2026					0.02		

Time Series

Constituent: Barium (mg/L) Analysis Run 8/10/2026 3:48 PM

Plant Bowen Client: Southern Company Data: Bowen 1, 2, 9, & 10

	GWC-13RZ	GWC-14Z	GWC-15R	GWC-15Z	GWC-44	GWC-45	GWC-45R
8/21/2007	0.0095						
8/23/2007			0.015				
8/24/2007		0.0089		0.017		0.032 (o)	0.013
10/23/2007						0.011	0.022
11/1/2007	0.02						
11/2/2007		0.0091	0.024	0.011			
11/17/2007		0.021	0.027				
11/18/2007				0.012		0.11 (o)	0.015
11/19/2007	0.023						
1/15/2008		0.013	0.022	0.088 (O)		0.1 (o)	0.018
1/31/2008	0.028						
3/5/2008	0.022	0.11 (O)				0.1 (o)	0.017
3/6/2008			0.021				
3/10/2008				0.0077			
5/7/2008	0.019	0.01	0.023				
5/12/2008							0.019
5/13/2008				0.0055			
5/14/2008						0.011	
12/2/2008		0.12 (O)	0.024	0.0097		0.071 (o)	0.016
12/12/2008	0.19 (O)						
4/16/2009		0.13 (O)					
4/28/2009			0.031	0.0042		0.11 (o)	0.025
4/29/2009	0.14 (O)						
10/13/2009							0.021
10/19/2009			0.027				
10/20/2009		0.05		0.0056		0.0064	
10/21/2009	0.034						
4/20/2010		0.019				0.0062	
4/21/2010							0.024
4/27/2010			0.051 (O)	0.0039			
4/28/2010	0.11 (O)						
9/28/2010						0.0055	
9/29/2010		0.017					
10/4/2010			0.028				0.02
10/5/2010				0.0047			
10/6/2010	0.018						
4/12/2011		0.014				0.0057	
4/18/2011			0.026				0.025
4/19/2011				0.0071			
4/20/2011	0.015						
10/4/2011		0.017				0.0065	
10/5/2011							0.022
10/12/2011	0.019		0.026	0.0098			
4/3/2012						0.0059	
4/4/2012		0.0182					
4/23/2012			0.0224				
4/25/2012	0.0158			0.0088			
5/3/2012							0.022
10/2/2012	0.036						
10/10/2012		0.048	0.024	0.0093			
10/15/2012						0.0061	0.019
4/2/2013	0.039						

Time Series

Constituent: Barium (mg/L) Analysis Run 8/10/2026 3:48 PM

Plant Bowen Client: Southern Company Data: Bowen 1, 2, 9, & 10

	GWC-13RZ	GWC-14Z	GWC-15R	GWC-15Z	GWC-44	GWC-45	GWC-45R
4/15/2013		0.03	0.029				
4/16/2013				0.0098		0.0064	0.018
10/8/2013	0.016						
10/22/2013		0.033	0.022	0.0097		0.007	0.02
4/1/2014	0.017						
4/21/2014		0.033	0.025	0.008			
4/23/2014						0.0057	0.017
9/30/2014		0.027	0.022	0.0074			
10/1/2014	0.018					0.0065	0.018
3/31/2015	0.021						
4/3/2015		0.13 (O)	0.022	0.0076		0.0057	0.016
10/6/2015				0.0088			
10/7/2015		0.047	0.023			0.006	
10/9/2015							0.017
10/14/2015	0.013						
3/16/2016					0.0545	0.00599 (J)	0.0244
4/4/2016	0.0222						
4/5/2016		0.0279	0.0308	0.00971 (J)			
5/16/2016					0.0418	0.006 (J)	0.0222
5/31/2016			0.0255	0.00589 (J)			
6/1/2016	0.0283	0.0249					
7/25/2016					0.0179	0.0056 (J)	0.02
8/4/2016			0.0227				
8/9/2016		0.0268					
9/19/2016					0.0152	0.0059 (J)	0.019
9/29/2016			0.0258				
11/3/2016					0.0127		0.0177
11/4/2016						0.0054 (J)	
11/23/2016			0.0263 (J)	0.0123 (J)			
11/28/2016		0.0119 (J)					
1/19/2017					0.0172		
1/20/2017							0.0173
1/23/2017						0.006 (J)	
2/9/2017		0.0119					
2/10/2017			0.025	0.0233			
2/22/2017	0.0561						
3/28/2017					0.0437		
3/29/2017						0.0058 (J)	0.0184
4/11/2017	0.0748	0.0112		0.0162			
4/12/2017			0.026				
6/5/2017					0.0747		
6/7/2017						0.0062 (J)	0.019
6/14/2017		0.0096 (J)					
6/15/2017			0.0244	0.0148			
6/16/2017	0.0661						
7/12/2017	0.0932	0.0105		0.0166			
7/26/2017				0.0146			
7/28/2017	0.0808						
8/10/2017	0.0743						
9/26/2017					0.0338		
9/27/2017						0.0056 (J)	0.0197
10/5/2017		0.0099 (J)					

Time Series

Constituent: Barium (mg/L) Analysis Run 8/10/2026 3:48 PM

Plant Bowen Client: Southern Company Data: Bowen 1, 2, 9, & 10

	GWC-13RZ	GWC-14Z	GWC-15R	GWC-15Z	GWC-44	GWC-45	GWC-45R
10/6/2017	0.0699		0.0254	0.015			
12/28/2017	0.082						
3/15/2018					0.059	0.0057 (J)	0.021
3/22/2018		0.011					
3/23/2018	0.086		0.021	0.013			
9/12/2018					0.032		
9/13/2018						0.0057 (J)	0.022
9/19/2018		0.013	0.02	0.015			
9/20/2018	0.093						
3/14/2019					0.077	0.0066 (J)	0.024
3/22/2019	0.086	0.014		0.014			
3/25/2019			0.021				
9/11/2019					0.036	0.0061 (J)	0.021
9/17/2019		0.015	0.023	0.014			
9/19/2019	0.097						
3/10/2020					0.059	0.0061 (J)	0.024
3/13/2020		0.017	0.02	0.014			
3/17/2020	0.097						
9/11/2020						0.006 (J)	0.021
9/15/2020					0.035		
9/21/2020		0.013	0.021	0.013			
9/22/2020	0.095						
3/11/2021					0.046	0.0059	0.022
3/18/2021		0.014	0.02	0.012			
3/19/2021	0.086						
8/4/2021					0.047		
8/6/2021						0.0061	0.023
8/11/2021		0.016	0.019	0.013			
8/12/2021	0.094						
1/31/2022					0.047		
2/1/2022						0.0072	0.026
2/4/2022	0.11	0.014	0.017				
2/7/2022				0.012			
8/12/2022						0.0064	0.022
8/15/2022					0.04		
8/18/2022		0.014					
8/19/2022	0.1		0.016	0.011			
2/14/2023					0.042		
2/15/2023						0.0067	0.025
2/22/2023	0.099	0.014	0.016	0.01			
7/26/2023					0.02	0.007	0.022
8/1/2023		0.013		0.011			
8/2/2023	0.092		0.015				
2/20/2024					0.033	0.0078	0.02
2/28/2024	0.097	0.012	0.014	0.01			
8/5/2024						0.0064	0.02
8/6/2024					0.013		
8/13/2024	0.087	0.013	0.012	0.01			
2/26/2025					0.03	0.0069	0.02
3/3/2025		0.014	0.013	0.011			
3/4/2025	0.095						
8/28/2025					0.012		

Time Series

Constituent: Barium (mg/L) Analysis Run 8/10/2026 3:48 PM

Plant Bowen Client: Southern Company Data: Bowen 1, 2, 9, & 10

	GWC-13RZ	GWC-14Z	GWC-15R	GWC-15Z	GWC-44	GWC-45	GWC-45R
9/2/2025						0.0069	0.021
9/4/2025	0.095	0.013	0.013	0.011			
2/16/2026					0.012		
2/17/2026						0.0076	0.022
2/20/2026	0.096						
2/24/2026		0.014	0.013	0.011			

Time Series

Constituent: Barium (mg/L) Analysis Run 8/10/2026 3:48 PM

Plant Bowen Client: Southern Company Data: Bowen 1, 2, 9, & 10

	GWC-46R	GWC-47	GWC-47R	GWC-48	GWC-49R	GWC-49Z
3/10/2016	0.0209	0.0144	0.0344 (o)	0.0361		
3/17/2016					0.0112	0.0121
5/17/2016	0.0202			0.0277		
5/18/2016		0.0136	0.0184		0.0107	0.0117
7/26/2016	0.0165					
7/27/2016		0.013	0.0146	0.0276	0.0104	
7/28/2016						0.0081 (J)
9/20/2016	0.0132	0.0146	0.0122	0.0266		
9/21/2016					0.0106	0.0106
11/4/2016	0.012		0.0119	0.0239	0.0098 (J)	
11/7/2016		0.0124				0.0047 (J)
1/20/2017	0.0133		0.0114			
1/23/2017		0.0158		<0.01		
1/24/2017					0.0101	0.0071 (J)
3/28/2017	0.0161			0.024		
3/29/2017		0.017	0.0116		0.0103	
3/30/2017						0.0043 (J)
6/7/2017	0.0141					
6/8/2017		0.0149	0.011	0.0317	0.0106	
6/9/2017						0.0059 (J)
9/27/2017		0.012	0.0098 (J)			
9/29/2017	0.0151			0.0265	0.0097 (J)	0.004 (J)
3/15/2018	0.015	0.011		0.029	0.0093 (J)	0.0032 (J)
3/16/2018			0.01			
9/13/2018	0.014	0.011	0.0092 (J)	0.026	0.01 (J)	
9/14/2018						0.004 (J)
3/15/2019		0.01		0.026		
3/18/2019	0.014				0.015	
3/19/2019			0.0088 (J)			0.0033 (J)
9/11/2019	0.013		0.0097 (J)	0.031	0.017	0.0038 (J)
9/12/2019		0.0085 (J)				
3/9/2020		0.0089 (J)	0.0082 (J)	0.029		0.0045 (J)
3/10/2020	0.013					
3/11/2020					0.026	
9/11/2020					0.012	
9/14/2020	0.013	0.0082 (J)		0.035		0.0027 (J)
9/15/2020			0.0084 (J)			
3/11/2021	0.012	0.0083	0.0073	0.038		
3/15/2021					0.012	0.0028 (J)
5/26/2021				0.039		
8/4/2021				0.034		
8/5/2021	0.013	0.0077	0.0069			0.0036 (J)
8/11/2021					0.025	
1/31/2022	0.011			0.038		
2/1/2022		0.0081	0.0077		0.011	0.003 (J)
8/15/2022	0.0098	0.0074	0.0077	0.045	0.0098	0.0041 (J)
2/14/2023	0.011				0.013	0.0041 (J)
2/15/2023		0.0075	0.0072	0.04		
7/26/2023	0.011			0.048		
7/27/2023		0.0083	0.0076		0.011	0.0036 (J)
2/21/2024	0.011	0.0087	0.0075	0.049	0.011	0.004 (J)
8/5/2024	0.01	0.0083	0.0076	0.045		

ND substitution: RL or RL/2 if <15% NDs.

Time Series

Constituent: Barium (mg/L) Analysis Run 8/10/2026 3:48 PM

Plant Bowen Client: Southern Company Data: Bowen 1, 2, 9, & 10

	GWC-46R	GWC-47	GWC-47R	GWC-48	GWC-49R	GWC-49Z
8/6/2024					0.01	0.0044 (J)
2/26/2025	0.012	0.009	0.0084	0.055	0.011	0.0045 (J)
8/28/2025		0.0074				
8/29/2025	0.013			0.057	0.012	0.0042 (J)
9/2/2025			0.008			
9/24/2025	0.014					
2/16/2026	0.012					
2/17/2026		0.0091	0.0093	0.055	0.012	0.0042 (J)

Time Series

Constituent: Beryllium (mg/L) Analysis Run 8/10/2026 3:48 PM

Plant Bowen Client: Southern Company Data: Bowen 1, 2, 9, & 10

	GWA-1 (bg)	GWA-2 (bg)	GWA-2R (bg)	GWA-3A (bg)	GWA-4RZ (bg)	GWA-39RZ (bg)	GWA-39Z (bg)
8/23/2007	<0.0004	<0.0004	<0.0004	<0.0004			
10/23/2007	<0.0004						
10/24/2007		<0.0004	<0.0004				
11/2/2007				<0.0004			
11/18/2007	<0.0004	<0.0004	<0.0004	<0.0004			
1/30/2008	<0.0004						
1/31/2008		<0.0004	<0.0004	<0.0004			
3/10/2008	<0.0004		<0.0004				
3/11/2008		<0.0004		<0.0004			
5/6/2008		<0.0004					
5/13/2008	<0.0004		<0.0004				
5/14/2008				<0.0004			
12/4/2008		<0.0004	<0.0004				
12/5/2008	<0.0004			<0.0004			
4/15/2009	<0.0004			<0.0004			
4/21/2009		<0.0004	<0.0004				
5/20/2009					<0.0004		
10/7/2009	<0.0004	<0.0004					
10/8/2009			<0.0004	<0.0004			
10/19/2009					<0.0004		
4/21/2010			<0.0004				
4/26/2010		<0.0004					
4/27/2010					<0.0004		
4/28/2010				<0.0004			
5/3/2010	<0.0004						
9/28/2010			<0.0004				
10/4/2010		<0.0004			<0.0004		
10/6/2010				<0.0004			
10/12/2010	<0.0004						
4/12/2011			<0.0004				
4/13/2011		<0.0004					
4/14/2011					<0.0004		
4/21/2011				<0.0004			
4/27/2011	<0.0004						
10/4/2011			<0.0004				
10/5/2011		<0.0004			<0.0004		
10/13/2011				<0.0004			
10/17/2011	<0.0004						
4/3/2012			<0.0004				
4/11/2012		<0.0004			<0.0004		
5/1/2012				<0.0004			
5/2/2012	<0.0004						
10/2/2012					<0.0004		
10/8/2012	<0.0004						
10/9/2012		<0.0004	<0.0004	<0.0004			
4/11/2013			<0.0004	<0.0004	<0.0004		
4/12/2013	<0.0004						
4/15/2013		<0.0004					
10/15/2013		<0.0004					
10/16/2013	<0.0004		<0.0004	<0.0004			
10/21/2013					<0.0004		
4/10/2014			<0.0004				

ND substitution: RL or RL/2 if <15% NDs.

Time Series

Constituent: Beryllium (mg/L) Analysis Run 8/10/2026 3:48 PM

Plant Bowen Client: Southern Company Data: Bowen 1, 2, 9, & 10

	GWA-1 (bg)	GWA-2 (bg)	GWA-2R (bg)	GWA-3A (bg)	GWA-4RZ (bg)	GWA-39RZ (bg)	GWA-39Z (bg)
4/11/2014	<0.0004						
4/22/2014		<0.0004					
4/23/2014				<0.0004	<0.0004		
9/30/2014	<0.0004	<0.0004	<0.0004				
10/4/2014				<0.0004	0.00051 (J)		
3/30/2015	0.00029 (J)	<0.0004	<0.0004				
3/31/2015				<0.0004	<0.0004		
10/11/2015					<0.0004		
10/12/2015				<0.0004			
10/13/2015	<0.0004	<0.0004	<0.0004				
3/14/2016							<0.0004
3/22/2016	<0.0004						
3/23/2016		<0.0004	<0.0004	<0.0004			
5/11/2016							<0.0004
5/19/2016	<0.0004		<0.0004				
5/20/2016		<0.0004					
5/23/2016				<0.0004			
7/19/2016							<0.0004
7/29/2016	<0.0004	<0.0004	<0.0004	<0.0004			
9/15/2016							<0.0004
9/22/2016			<0.0004	<0.0004			
9/23/2016	<0.0004	<0.0004					
11/2/2016							<0.0004
11/9/2016	0.0001 (J)	<0.0004					
11/10/2016			<0.0004	<0.0004			
1/18/2017							<0.0004
1/30/2017	<0.0004						
1/31/2017		<0.0004	<0.0004	<0.0004			
2/21/2017						<0.0004	
2/22/2017					<0.0004		
3/27/2017						<0.0004	
3/28/2017							<0.0004
3/30/2017	<0.0004	<0.0004		<0.0004			
4/3/2017			<0.0004				
4/7/2017					<0.0004		
6/7/2017							<0.0004
6/8/2017						<0.0004	
6/9/2017	<0.0004		<0.0004				
6/12/2017		<0.0004		<0.0004			
6/14/2017					<0.0004		
7/12/2017					<0.0004		
7/17/2017						<0.0004	
7/20/2017					<0.0004		
7/27/2017						<0.0004	
7/28/2017					<0.0004		
8/9/2017					<0.0004	<0.0004	
8/24/2017					<0.0004		
9/26/2017							<0.0004
9/29/2017						<0.0004	
10/2/2017	<0.0004	<0.0004	<0.0004				
10/3/2017					<0.0004		
10/4/2017				<0.0004			

ND substitution: RL or RL/2 if <15% NDs.

Time Series

Constituent: Beryllium (mg/L) Analysis Run 8/10/2026 3:48 PM

Plant Bowen Client: Southern Company Data: Bowen 1, 2, 9, & 10

	GWA-1 (bg)	GWA-2 (bg)	GWA-2R (bg)	GWA-3A (bg)	GWA-4RZ (bg)	GWA-39RZ (bg)	GWA-39Z (bg)
3/14/2018							<0.0004
3/16/2018	<0.0004		<0.0004			<0.0004	
3/19/2018		<0.0004		<0.0004			
3/21/2018					<0.0004		
9/12/2018							<0.0004
9/14/2018		<0.0004	<0.0004			<0.0004	
9/17/2018	<0.0004			<0.0004			
9/18/2018					<0.0004		
3/14/2019						<0.0004	
3/15/2019							<0.0004
3/19/2019			<0.0004				
3/20/2019	<0.0004	<0.0004		<0.0004			
3/21/2019					<0.0004		
9/9/2019							<0.0004
9/11/2019						<0.0004	
9/12/2019	<0.0004	<0.0004					
9/13/2019			<0.0004	<0.0004	<0.0004		
3/9/2020						<0.0004	<0.0004
3/11/2020	<0.0004	<0.0004	<0.0004	<0.0004			
3/12/2020					<0.0004		
9/10/2020							<0.0004
9/15/2020	<0.0004	<0.0004	<0.0004				
9/16/2020						<0.0004	
9/17/2020					<0.0004		
3/12/2021							<0.0004
3/16/2021	<0.0004		<0.0004		<0.0004	<0.0004	
3/17/2021		<0.0004					
3/29/2021				<0.0004			
8/4/2021							<0.0004
8/6/2021						<0.0004	
8/9/2021	<0.0004	<0.0004	<0.0004	<0.0004			
8/10/2021					<0.0004		
1/31/2022							<0.0004
2/1/2022	<0.0004	<0.0004	<0.0004				
2/2/2022				<0.0004		<0.0004	
2/3/2022					<0.0004		
8/10/2022							<0.0004
8/16/2022	<0.0004	<0.0004	<0.0004	<0.0004		<0.0004	
8/17/2022					<0.0004		
2/13/2023							<0.0004
2/14/2023						<0.0004	
2/16/2023	<0.0004	<0.0004	<0.0004				
2/17/2023				<0.0004	<0.0004		
7/25/2023						<0.0004	
7/26/2023							<0.0004
7/27/2023	<0.0004	<0.0004	<0.0004				
7/28/2023					<0.0004		
8/1/2023				<0.0004			
2/19/2024						<0.0004	<0.0004
2/22/2024	<0.0004	<0.0004		<0.0004			
2/26/2024			<0.0004				
2/27/2024					<0.0004		

ND substitution: RL or RL/2 if <15% NDs.

Time Series

Constituent: Beryllium (mg/L) Analysis Run 8/10/2026 3:48 PM

Plant Bowen Client: Southern Company Data: Bowen 1, 2, 9, & 10

	GWA-1 (bg)	GWA-2 (bg)	GWA-2R (bg)	GWA-3A (bg)	GWA-4RZ (bg)	GWA-39RZ (bg)	GWA-39Z (bg)
8/1/2024						<0.0004	<0.0004
8/6/2024			<0.0004				
8/7/2024	<0.0004	<0.0004					
8/8/2024				<0.0004	<0.0004		
2/25/2025							<0.0004
2/26/2025				<0.0004		<0.0004	
2/27/2025	<0.0004	<0.0004	<0.0004				
2/28/2025					<0.0004		
8/28/2025						<0.0004	<0.0004
9/2/2025	<0.0004	<0.0004	<0.0004	<0.0004			
9/3/2025					<0.0004		
2/17/2026				<0.0004			
2/18/2026	<0.0004	<0.0004	<0.0004		<0.0004	<0.0004	<0.0004

ND substitution: RL or RL/2 if <15% NDs.

Time Series

Constituent: Beryllium (mg/L) Analysis Run 8/10/2026 3:48 PM

Plant Bowen Client: Southern Company Data: Bowen 1, 2, 9, & 10

	GWA-40 (bg)	GWA-41 (bg)	GWA-41R (bg)	GWA-42 (bg)	GWA-43 (bg)	GWA-43R (bg)	GWA-50 (bg)
12/12/2008							<0.0004
4/23/2009							<0.0004
10/6/2009							<0.0004
4/27/2010							<0.0004
9/30/2010							<0.0004
4/14/2011							<0.0004
10/5/2011							<0.0004
4/11/2012							<0.0004
10/2/2012							<0.0004
4/9/2013							<0.0004
10/15/2013							<0.0004
4/10/2014							<0.0004
10/1/2014							<0.0004
3/30/2015							<0.0004
10/11/2015							<0.0004
3/11/2016				<0.0004	<0.0004	<0.0004	
3/15/2016	<0.0004	<0.0004	<0.0004				
3/28/2016							<0.0004
5/11/2016	<0.0004						
5/12/2016		<0.0004					
5/13/2016			<0.0004		<0.0004	<0.0004	
5/16/2016				<0.0004			
5/23/2016							<0.0004
7/19/2016					<0.0004	<0.0004	
7/20/2016		<0.0004					
7/21/2016	<0.0004		<0.0004				
7/22/2016				0.0002 (J)			
8/1/2016							<0.0004
9/15/2016	<0.0004	<0.0004					
9/16/2016					<0.0004	<0.0004	
9/19/2016				0.0001 (J)			
9/21/2016			<0.0004				
9/26/2016							<0.0004
11/2/2016					<0.0004	<0.0004	
11/3/2016	<0.0004	<0.0004	<0.0004	0.0002 (J)			
11/10/2016							<0.0004
1/17/2017	<0.0004		<0.0004	0.0001 (J)			
1/18/2017		<0.0004			<0.0004	<0.0004	
1/30/2017							<0.0004
3/24/2017	<0.0004	<0.0004					
3/27/2017			<0.0004	0.0001 (J)			
3/28/2017					<0.0004	<0.0004	
4/7/2017							<0.0004
5/24/2017	<0.0004						
6/6/2017		<0.0004	<0.0004		<0.0004	<0.0004	
6/7/2017				0.0001 (J)			
6/12/2017							<0.0004
9/22/2017					<0.0004	<0.0004	
9/25/2017		<0.0004	<0.0004				
9/26/2017	<0.0004			0.0001 (J)			
10/2/2017							<0.0004
3/14/2018	<0.0004	<0.0004	<0.0004	0.00014 (J)	<0.0004		

ND substitution: RL or RL/2 if <15% NDs.

Time Series

Constituent: Beryllium (mg/L) Analysis Run 8/10/2026 3:48 PM

Plant Bowen Client: Southern Company Data: Bowen 1, 2, 9, & 10

	GWA-40 (bg)	GWA-41 (bg)	GWA-41R (bg)	GWA-42 (bg)	GWA-43 (bg)	GWA-43R (bg)	GWA-50 (bg)
3/15/2018						5.1E-05 (J)	
3/16/2018							<0.0004
9/12/2018	<0.0004	<0.0004	<0.0004		<0.0004	<0.0004	
9/14/2018				0.00012 (J)			
9/17/2018							<0.0004
3/13/2019	<0.0004				<0.0004	<0.0004	
3/14/2019		<0.0004	5.2E-05 (J)	0.00017 (J)			
3/19/2019							<0.0004
9/9/2019	<0.0004						
9/10/2019		<0.0004	<0.0004	0.00015 (J)			
9/11/2019					<0.0004	<0.0004	
9/13/2019							<0.0004
3/6/2020		<0.0004		0.00017 (J)			
3/9/2020	<0.0004		<0.0004		<0.0004	<0.0004	
3/11/2020							<0.0004
9/10/2020		<0.0004	<0.0004	0.00014 (J)			
9/11/2020	<0.0004				6.9E-05 (J)		
9/14/2020						<0.0004	
9/16/2020							<0.0004
3/10/2021	<0.0004		<0.0004				
3/11/2021		<0.0004		0.00015 (J)	<0.0004	<0.0004	
3/17/2021							<0.0004
8/4/2021	<0.0004	<0.0004	<0.0004	0.00012 (J)			
8/5/2021						<0.0004	
8/6/2021					<0.0004		
8/9/2021							<0.0004
1/31/2022	<0.0004	<0.0004	<0.0004	0.00014 (J)	<0.0004	<0.0004	
2/1/2022							<0.0004
8/10/2022				0.00016 (J)		<0.0004	
8/11/2022		<0.0004	<0.0004		7.6E-05 (J)		
8/12/2022	<0.0004						
8/16/2022							<0.0004
2/13/2023	<0.0004	<0.0004	<0.0004	0.00015 (J)		<0.0004	
2/14/2023					<0.0004		
2/16/2023							<0.0004
7/25/2023		<0.0004	<0.0004		<0.0004	<0.0004	
7/26/2023	<0.0004			0.00019 (J)			
7/28/2023							<0.0004
2/19/2024	<0.0004	<0.0004	<0.0004				
2/20/2024				0.00014 (J)	<0.0004	<0.0004	
2/22/2024							<0.0004
8/1/2024	<0.0004	<0.0004	<0.0004	0.00014 (J)			
8/2/2024					<0.0004	<0.0004	
8/8/2024							<0.0004
2/25/2025	<0.0004	<0.0004	<0.0004	<0.0004	<0.0004	<0.0004	
2/27/2025							<0.0004
8/27/2025	<0.0004		<0.0004				
8/28/2025		<0.0004		<0.0004	<0.0004	<0.0004	
9/2/2025							<0.0004
2/16/2026	<0.0004	<0.0004	<0.0004	<0.0004	<0.0004	<0.0004	
2/17/2026							<0.0004

ND substitution: RL or RL/2 if <15% NDs.

Time Series

Constituent: Beryllium (mg/L) Analysis Run 8/10/2026 3:48 PM

Plant Bowen Client: Southern Company Data: Bowen 1, 2, 9, & 10

	GWA-50R (bg)	GWC-5	GWC-6	GWC-6RZ	GWC-7Z	GWC-8RR	GWC-8Z
8/22/2007			<0.0004		<0.0004	<0.0004	<0.0004
8/23/2007		<0.0004					
10/25/2007		<0.0004	<0.0004		<0.0004		
10/26/2007						<0.0004	
11/1/2007							<0.0004
11/19/2007		<0.0004					
11/20/2007			<0.0004		<0.0004	<0.0004	<0.0004
1/16/2008					<0.0004		
1/23/2008		<0.0004	<0.0004			<0.0004	0.0016
3/6/2008					<0.0004		
3/10/2008						<0.0004	<0.0004
3/11/2008		<0.0004	<0.0004				
5/6/2008						<0.0004	
5/12/2008		<0.0004					<0.0004
5/13/2008					<0.0004		
5/14/2008			<0.0004				
12/11/2008		<0.0004	<0.0004				
12/12/2008	<0.0004					0.0064	<0.0004
12/13/2008					<0.0004		
4/15/2009		<0.0004			<0.0004		
4/22/2009							<0.0004
4/23/2009	<0.0004		<0.0004			<0.0004	
10/6/2009	<0.0004						
10/8/2009						0.0019	<0.0004
10/9/2009		<0.0004	<0.0004		<0.0004		
4/27/2010					<0.0004		
4/28/2010							<0.0004
5/3/2010	<0.0004						
5/4/2010		<0.0004	<0.0004			0.0033	
10/5/2010					<0.0004		
10/7/2010						0.0029	<0.0004
10/11/2010	<0.0004		<0.0004				
10/12/2010		<0.0004					
4/19/2011					<0.0004		
4/20/2011							<0.0004
4/26/2011			<0.0004			<0.0004	
4/27/2011	<0.0004						
4/28/2011		<0.0004					
10/12/2011					<0.0004		<0.0004
10/18/2011			<0.0004			<0.0004	
10/19/2011	<0.0004	<0.0004					
4/24/2012					<0.0004		
4/30/2012						<0.0004	<0.0004
5/1/2012	<0.0004						
5/2/2012		0.0009	<0.0004				
10/2/2012	<0.0004						
10/3/2012					<0.0004	<0.0004	<0.0004
10/8/2012			<0.0004				
10/9/2012		<0.0004					
4/8/2013						<0.0004	
4/9/2013					<0.0004		<0.0004
4/10/2013	<0.0004		<0.0004				

ND substitution: RL or RL/2 if <15% NDs.

Time Series

Constituent: Beryllium (mg/L) Analysis Run 8/10/2026 3:48 PM

Plant Bowen Client: Southern Company Data: Bowen 1, 2, 9, & 10

	GWA-50R (bg)	GWC-5	GWC-6	GWC-6RZ	GWC-7Z	GWC-8RR	GWC-8Z
4/11/2013		<0.0004					
10/8/2013			<0.0004		<0.0004		
10/9/2013						<0.0004	<0.0004
10/16/2013	<0.0004	<0.0004					
4/9/2014							<0.0004
4/10/2014					0.00025 (J)	0.00013 (J)	
4/14/2014			0.00025 (J)				
4/22/2014	0.00033 (J)						
4/23/2014		0.00041 (J)					
10/1/2014	<0.0004						
10/2/2014					<0.0004	<0.0004	<0.0004
10/3/2014		0.00073 (J)	0.00024 (J)				
3/30/2015	0.0002 (J)						
3/31/2015		0.00057 (J)					
4/1/2015			0.00021 (J)				
4/2/2015					<0.0004		<0.0004
4/3/2015						<0.0004	
5/26/2015				8.8E-05 (J)			<0.0004
6/18/2015				<0.0004			9.5E-05 (J)
7/2/2015				<0.0004			<0.0004
10/8/2015						0.00025 (J)	<0.0004
10/9/2015			<0.0004	<0.0004			
10/10/2015					0.00011 (J)		
10/11/2015	<0.0004						
10/12/2015		0.00054 (J)					
3/22/2016							<0.0004
3/28/2016	<0.0004	<0.0004					
3/29/2016			<0.0004	<0.0004			
3/30/2016						<0.0004	
5/24/2016			<0.0004	<0.0004		<0.0004	
5/25/2016	<0.0004	<0.0004					<0.0004
5/31/2016					<0.0004		
8/1/2016	<0.0004	0.0006 (J)	<0.0004	<0.0004			
8/2/2016					<0.0004	<0.0004	<0.0004
9/26/2016	<0.0004		<0.0004	<0.0004			<0.0004
9/27/2016		0.0007 (J)			<0.0004	<0.0004	
11/11/2016	<0.0004	0.0007 (J)					
11/14/2016				<0.0004			
11/18/2016			<0.0004				
11/21/2016					<0.0004		<0.0004
11/22/2016						<0.0004	
1/30/2017	<0.0004						
1/31/2017		0.0007 (J)					
2/1/2017			<0.0004	<0.0004	<0.0004		
2/3/2017							<0.0004
2/6/2017						<0.0004	
4/3/2017	<0.0004	0.0007 (J)					
4/6/2017			<0.0004	<0.0004	<0.0004	<0.0004	
4/7/2017							<0.0004
6/12/2017	<0.0004	0.0004 (J)					
6/13/2017			<0.0004	<0.0004	<0.0004		<0.0004
6/14/2017						<0.0004	

ND substitution: RL or RL/2 if <15% NDs.

Time Series

Constituent: Beryllium (mg/L) Analysis Run 8/10/2026 3:48 PM

Plant Bowen Client: Southern Company Data: Bowen 1, 2, 9, & 10

	GWA-50R (bg)	GWC-5	GWC-6	GWC-6RZ	GWC-7Z	GWC-8RR	GWC-8Z
7/14/2017					<0.0004		
10/2/2017	<0.0004						
10/3/2017		0.0006 (J)	<0.0004	<0.0004	<0.0004		<0.0004
10/4/2017						<0.0004	
3/16/2018	<0.0004						
3/19/2018		0.0005 (J)	6.6E-05 (J)				
3/20/2018				6.8E-05 (J)	<0.0004		<0.0004
3/21/2018						<0.0004	
9/17/2018		0.00053 (J)	<0.0004	5.8E-05 (J)			
9/18/2018	<0.0004				<0.0004	<0.0004	<0.0004
3/19/2019	<0.0004						
3/20/2019		0.00046 (J)					
3/21/2019			<0.0004	7.6E-05 (J)	<0.0004		
3/27/2019						<0.0004	
5/6/2019							0.0001 (J)
9/12/2019	<0.0004						
9/13/2019					<0.0004		
9/16/2019		0.00051 (J)	<0.0004	<0.0004		<0.0004	<0.0004
3/11/2020	<0.0004						
3/12/2020			<0.0004	9.3E-05 (J)	<0.0004	<0.0004	
3/16/2020		0.00048 (J)					<0.0004
9/15/2020	8.5E-05 (J)						
9/16/2020		0.00069 (J)	<0.0004	6.7E-05 (J)	<0.0004		
9/17/2020						<0.0004	4.9E-05 (J)
3/17/2021	<0.0004	0.00061	<0.0004	<0.0004	<0.0004	<0.0004	
3/18/2021							8.5E-05 (J)
8/9/2021	<0.0004	0.00069					
8/10/2021			<0.0004	6.1E-05 (J)	<0.0004	<0.0004	6.2E-05 (J)
2/2/2022	5.5E-05 (J)	0.00075	<0.0004	7E-05 (J)	<0.0004	<0.0004	6.4E-05 (J)
4/28/2022		0.00078					
8/16/2022		0.0006					
8/17/2022	<0.0004		<0.0004	9.8E-05 (J)	<0.0004	<0.0004	0.0001 (J)
2/16/2023	<0.0004						
2/17/2023			<0.0004	5.4E-05 (J)			
2/20/2023		0.0006			<0.0004		<0.0004
2/21/2023						<0.0004	
7/28/2023	<0.0004	0.00076		<0.0004			
7/31/2023			<0.0004		<0.0004	<0.0004	5.6E-05 (J)
2/22/2024	<0.0004						
2/26/2024		0.00057	<0.0004	<0.0004	<0.0004		<0.0004
2/27/2024						<0.0004	
8/8/2024	<0.0004	0.00068	<0.0004	<0.0004	<0.0004		
8/12/2024						<0.0004	<0.0004
2/27/2025		0.00053	<0.0004	<0.0004	<0.0004		
2/28/2025	<0.0004						<0.0004
3/4/2025						<0.0004	
9/2/2025	<0.0004			<0.0004			
9/3/2025		0.00087	<0.0004		<0.0004	<0.0004	<0.0004
2/17/2026	<0.0004						
2/19/2026		0.00078			<0.0004	<0.0004	<0.0004
2/20/2026			<0.0004	<0.0004			
5/13/2026		0.00064 (R)					

ND substitution: RL or RL/2 if <15% NDs.

Time Series

Constituent: Beryllium (mg/L) Analysis Run 8/10/2026 3:48 PM

Plant Bowen Client: Southern Company Data: Bowen 1, 2, 9, & 10

	GWC-9	GWC-10	GWC-10R	GWC-11	GWC-11R	GWC-12	GWC-13
8/21/2007		<0.0004	<0.0004	<0.0004	<0.0004	<0.0004	<0.0004
8/23/2007	<0.0004						
11/1/2007	<0.0004	<0.0004	<0.0004	<0.0004	<0.0004	<0.0004	<0.0004
11/18/2007				<0.0004	<0.0004		
11/19/2007	<0.0004					<0.0004	<0.0004
11/20/2007		<0.0004	<0.0004				
1/15/2008	0.0014						
1/16/2008						<0.0004	
1/30/2008		0.0017	<0.0004	<0.0004	<0.0004		
1/31/2008							<0.0004
3/5/2008				<0.0004		<0.0004	<0.0004
3/6/2008	<0.0004	<0.0004	<0.0004		<0.0004		
5/7/2008				<0.0004	<0.0004		
5/8/2008			<0.0004				
5/12/2008		<0.0004					<0.0004
5/13/2008	<0.0004					<0.0004	
12/12/2008	<0.0004						
12/13/2008		0.0024				<0.0004	<0.0004
12/14/2008			<0.0004	<0.0004	<0.0004		
4/16/2009	<0.0004					<0.0004	
4/28/2009							<0.0004
4/29/2009		<0.0004	<0.0004	<0.0004	<0.0004		
10/13/2009	<0.0004						
10/20/2009		<0.0004					
10/21/2009			<0.0004			<0.0004	<0.0004
10/22/2009				<0.0004	<0.0004		
4/21/2010	<0.0004		<0.0004	<0.0004	<0.0004		
4/26/2010		<0.0004					
4/27/2010						<0.0004	
4/28/2010							<0.0004
9/28/2010			<0.0004	<0.0004			
9/29/2010	<0.0004	<0.0004			<0.0004		
10/5/2010						<0.0004	<0.0004
4/12/2011			<0.0004	<0.0004			
4/13/2011	<0.0004	<0.0004			<0.0004		
4/19/2011						<0.0004	<0.0004
10/4/2011			<0.0004	<0.0004	<0.0004		
10/5/2011	<0.0004	<0.0004					
10/12/2011						<0.0004	
10/18/2011							<0.0004
4/3/2012			<0.0004	<0.0004			
4/4/2012	<0.0004	<0.0004			<0.0004		
4/24/2012						<0.0004	
4/25/2012							<0.0004
10/2/2012						<0.0004	<0.0004
10/3/2012		<0.0004		<0.0004	<0.0004		
10/8/2012	<0.0004		<0.0004				
4/2/2013						<0.0004	<0.0004
4/3/2013		<0.0004	<0.0004	<0.0004	<0.0004		
4/8/2013	<0.0004						
10/8/2013							<0.0004
10/9/2013	<0.0004			<0.0004	<0.0004	<0.0004	

ND substitution: RL or RL/2 if <15% NDs.

Time Series

Constituent: Beryllium (mg/L) Analysis Run 8/10/2026 3:48 PM

Plant Bowen Client: Southern Company Data: Bowen 1, 2, 9, & 10

	GWC-9	GWC-10	GWC-10R	GWC-11	GWC-11R	GWC-12	GWC-13
10/15/2013		<0.0004	<0.0004				
4/1/2014						<0.0004	0.00018 (J)
4/2/2014				<0.0004	<0.0004		
4/9/2014	0.00027 (J)	0.0002 (J)	<0.0004				
9/30/2014	0.00013 (J)						
10/1/2014							<0.0004
10/2/2014		<0.0004	<0.0004	<0.0004	<0.0004	<0.0004	
4/1/2015				<0.0004	<0.0004	<0.0004	0.00022 (J)
4/2/2015	0.00028 (J)	0.00015 (J)	<0.0004				
10/10/2015	0.00031 (J)	8.5E-05 (J)					
10/11/2015				<0.0004	<0.0004		
10/12/2015			<0.0004				
10/14/2015						<0.0004	
10/15/2015							0.00018 (J)
3/30/2016	<0.0004						
3/31/2016		<0.0004	<0.0004				
4/4/2016				<0.0004	<0.0004	<0.0004	<0.0004
5/26/2016	<0.0004	<0.0004	<0.0004	<0.0004	<0.0004		
5/27/2016						<0.0004	
5/31/2016							<0.0004
8/3/2016			<0.0004	<0.0004		<0.0004	
8/4/2016					<0.0004		<0.0004
8/5/2016	<0.0004	<0.0004					
9/28/2016	<0.0004	<0.0004	<0.0004	<0.0004	<0.0004		
9/29/2016							9E-05 (J)
9/30/2016						<0.0004	
11/21/2016	<0.0004						
11/22/2016		<0.0004	<0.0004	<0.0004	<0.0004	<0.0004	
11/28/2016							<0.0004
2/6/2017	0.0002 (J)						
2/7/2017		<0.0004	<0.0004				
2/8/2017				<0.0004	<0.0004		
2/9/2017							<0.0004
2/13/2017						<0.0004	
4/6/2017	0.0002 (J)						
4/10/2017		<0.0004	<0.0004	<0.0004	<0.0004		
4/11/2017						<0.0004	
4/12/2017							0.0001 (J)
6/13/2017	0.0002 (J)						
6/14/2017		<0.0004	<0.0004			<0.0004	
6/15/2017				<0.0004	<0.0004		
6/16/2017							9E-05 (J)
10/3/2017	0.0001 (J)						
10/4/2017		<0.0004	<0.0004	<0.0004	<0.0004	<0.0004	
10/9/2017							<0.0004
3/20/2018	0.00022 (J)	0.00019 (J)					
3/21/2018			<0.0004	<0.0004			<0.0004
3/22/2018					<0.0004	<0.0004	
9/18/2018	0.00013 (J)	5.4E-05 (J)	<0.0004	<0.0004	<0.0004	<0.0004	
9/19/2018							7E-05 (J)
3/21/2019	0.00015 (J)						
3/22/2019		0.00018 (J)	<0.0004				

ND substitution: RL or RL/2 if <15% NDs.

Time Series

Constituent: Beryllium (mg/L) Analysis Run 8/10/2026 3:48 PM

Plant Bowen Client: Southern Company Data: Bowen 1, 2, 9, & 10

	GWC-9	GWC-10	GWC-10R	GWC-11	GWC-11R	GWC-12	GWC-13
3/23/2019				5.7E-05 (J)	<0.0004	<0.0004	6.1E-05 (J)
9/16/2019	0.0001 (J)						
9/17/2019		<0.0004	<0.0004	<0.0004	<0.0004	<0.0004	
9/18/2019							7.4E-05 (J)
3/12/2020	0.00022 (J)	0.00017 (J)	<0.0004	<0.0004	<0.0004	<0.0004	
3/13/2020							8E-05 (J)
9/17/2020	4.8E-05 (J)	<0.0004	<0.0004				
9/21/2020				<0.0004	<0.0004	<0.0004	
9/22/2020							<0.0004
3/18/2021	0.00016 (J)	0.0001 (J)	<0.0004				7E-05 (J)
3/19/2021				<0.0004	<0.0004	<0.0004	
8/10/2021	0.00015 (J)	9.4E-05 (J)					
8/11/2021			<0.0004	<0.0004	<0.0004	<0.0004	7.4E-05 (J)
2/2/2022	0.00018 (J)					<0.0004	
2/4/2022		0.00021 (J)	<0.0004	<0.0004	<0.0004		
2/17/2022							8.9E-05 (J)
8/17/2022	0.00017 (J)	7E-05 (J)					
8/18/2022			<0.0004	<0.0004	<0.0004	<0.0004	<0.0004
2/20/2023		0.0003 (J)	<0.0004	<0.0004	<0.0004		
2/21/2023	0.00017 (J)					<0.0004	
2/22/2023							<0.0004
7/31/2023	9.7E-05 (J)	8.3E-05 (J)	<0.0004				
8/1/2023				<0.0004	<0.0004	<0.0004	<0.0004
2/27/2024	0.00017 (J)	0.00014 (J)	<0.0004			<0.0004	<0.0004
2/28/2024				<0.0004	<0.0004		
8/12/2024	<0.0004	<0.0004	<0.0004		<0.0004	<0.0004	<0.0004
8/13/2024				<0.0004			
2/28/2025	<0.0004	<0.0004					
3/3/2025			<0.0004		<0.0004		<0.0004
3/4/2025				<0.0004		<0.0004	
9/3/2025	<0.0004	<0.0004	<0.0004	<0.0004	<0.0004	<0.0004	<0.0004
2/18/2026	<0.0004					<0.0004	
2/19/2026		<0.0004	<0.0004	<0.0004			<0.0004
2/20/2026					<0.0004		

ND substitution: RL or RL/2 if <15% NDs.

Time Series

Constituent: Beryllium (mg/L) Analysis Run 8/10/2026 3:48 PM

Plant Bowen Client: Southern Company Data: Bowen 1, 2, 9, & 10

	GWC-13RZ	GWC-14Z	GWC-15R	GWC-15Z	GWC-44	GWC-45	GWC-45R
8/21/2007	<0.0004						
8/23/2007			<0.0004				
8/24/2007		<0.0004		<0.0004		<0.0004	<0.0004
10/23/2007						<0.0004	<0.0004
11/1/2007	<0.0004						
11/2/2007		<0.0004	<0.0004	<0.0004			
11/17/2007		<0.0004	<0.0004				
11/18/2007				<0.0004		<0.0004	<0.0004
11/19/2007	<0.0004						
1/15/2008		<0.0004	<0.0004	<0.0004		<0.0004	<0.0004
1/31/2008	<0.0004						
3/5/2008	<0.0004	<0.0004				<0.0004	<0.0004
3/6/2008			<0.0004				
3/10/2008				<0.0004			
5/7/2008	<0.0004	<0.0004	<0.0004				
5/12/2008							<0.0004
5/13/2008				<0.0004			
5/14/2008						<0.0004	
12/2/2008		0.0015	<0.0004	<0.0004		<0.0004	<0.0004
12/12/2008	0.0033						
4/16/2009		<0.0004					
4/28/2009			<0.0004	<0.0004		<0.0004	<0.0004
4/29/2009	<0.0004						
10/13/2009							<0.0004
10/19/2009			<0.0004				
10/20/2009		<0.0004		<0.0004		<0.0004	
10/21/2009	<0.0004						
4/20/2010		<0.0004				<0.0004	
4/21/2010							<0.0004
4/27/2010			<0.0004	<0.0004			
4/28/2010	<0.0004						
9/28/2010						<0.0004	
9/29/2010		<0.0004					
10/4/2010			<0.0004				<0.0004
10/5/2010				<0.0004			
10/6/2010	<0.0004						
4/12/2011		<0.0004				<0.0004	
4/18/2011			<0.0004				<0.0004
4/19/2011				<0.0004			
4/20/2011	<0.0004						
10/4/2011		<0.0004				<0.0004	
10/5/2011							<0.0004
10/12/2011	<0.0004		<0.0004	<0.0004			
4/3/2012						<0.0004	
4/4/2012		<0.0004					
4/23/2012			<0.0004				
4/25/2012	<0.0004			<0.0004			
5/3/2012							<0.0004
10/2/2012	<0.0004						
10/10/2012		<0.0004	<0.0004	<0.0004			
10/15/2012						<0.0004	<0.0004
4/2/2013	<0.0004						

ND substitution: RL or RL/2 if <15% NDs.

Time Series

Constituent: Beryllium (mg/L) Analysis Run 8/10/2026 3:48 PM

Plant Bowen Client: Southern Company Data: Bowen 1, 2, 9, & 10

	GWC-13RZ	GWC-14Z	GWC-15R	GWC-15Z	GWC-44	GWC-45	GWC-45R
4/15/2013		<0.0004	<0.0004				
4/16/2013				<0.0004		<0.0004	<0.0004
10/8/2013	<0.0004						
10/22/2013		<0.0004	<0.0004	<0.0004		<0.0004	<0.0004
4/1/2014	<0.0004						
4/21/2014		7.5E-05 (J)	<0.0004	<0.0004			
4/23/2014						<0.0004	<0.0004
9/30/2014		<0.0004	<0.0004	<0.0004			
10/1/2014	<0.0004					<0.0004	<0.0004
3/31/2015	<0.0004						
4/3/2015		<0.0004	<0.0004	<0.0004		<0.0004	<0.0004
10/6/2015				<0.0004			
10/7/2015		<0.0004	<0.0004			<0.0004	
10/9/2015							<0.0004
10/14/2015	<0.0004						
3/16/2016					<0.0004	<0.0004	<0.0004
4/4/2016	<0.0004						
4/5/2016		<0.0004	<0.0004	<0.0004			
5/16/2016					<0.0004	<0.0004	<0.0004
5/31/2016			<0.0004	<0.0004			
6/1/2016	<0.0004	<0.0004					
7/25/2016					<0.0004	<0.0004	<0.0004
8/4/2016			<0.0004				
8/9/2016		<0.0004					
9/19/2016					<0.0004	<0.0004	<0.0004
9/29/2016			<0.0004				
11/3/2016					<0.0004		<0.0004
11/4/2016						<0.0004	
11/23/2016			<0.0004	<0.0004			
11/28/2016		<0.0004					
1/19/2017					<0.0004		
1/20/2017							<0.0004
1/23/2017						<0.0004	
2/9/2017		0.0001 (J)					
2/10/2017			<0.0004	<0.0004			
2/22/2017	<0.0004						
3/28/2017					8E-05 (J)		
3/29/2017						<0.0004	<0.0004
4/11/2017	<0.0004	<0.0004		<0.0004			
4/12/2017			<0.0004				
6/5/2017					9E-05 (J)		
6/7/2017						<0.0004	<0.0004
6/14/2017		<0.0004					
6/15/2017			<0.0004	<0.0004			
6/16/2017	<0.0004						
7/12/2017	<0.0004	<0.0004		<0.0004			
7/26/2017				<0.0004			
7/28/2017	<0.0004						
8/10/2017	<0.0004						
9/26/2017					<0.0004		
9/27/2017						<0.0004	<0.0004
10/5/2017		<0.0004					

ND substitution: RL or RL/2 if <15% NDs.

Time Series

Constituent: Beryllium (mg/L) Analysis Run 8/10/2026 3:48 PM

Plant Bowen Client: Southern Company Data: Bowen 1, 2, 9, & 10

	GWC-13RZ	GWC-14Z	GWC-15R	GWC-15Z	GWC-44	GWC-45	GWC-45R
10/6/2017	<0.0004		<0.0004	<0.0004			
3/15/2018					7.7E-05 (J)	<0.0004	<0.0004
3/22/2018		9.1E-05 (J)					
3/23/2018	<0.0004		<0.0004	<0.0004			
9/12/2018					<0.0004		
9/13/2018						<0.0004	<0.0004
9/19/2018		0.00014 (J)	<0.0004	<0.0004			
9/20/2018	<0.0004						
3/14/2019					7.8E-05 (J)	<0.0004	<0.0004
3/22/2019	<0.0004	9.4E-05 (J)		<0.0004			
3/25/2019			<0.0004				
9/11/2019					<0.0004	<0.0004	<0.0004
9/17/2019		0.00013 (J)	<0.0004	<0.0004			
9/19/2019	<0.0004						
3/10/2020					7.4E-05 (J)	<0.0004	<0.0004
3/13/2020		0.00016 (J)	<0.0004	<0.0004			
3/17/2020	<0.0004						
9/11/2020						<0.0004	5.6E-05 (J)
9/15/2020					5.7E-05 (J)		
9/21/2020		9.5E-05 (J)	<0.0004	<0.0004			
9/22/2020	<0.0004						
3/11/2021					6.4E-05 (J)	<0.0004	<0.0004
3/18/2021		0.00012 (J)	<0.0004	<0.0004			
3/19/2021	<0.0004						
8/4/2021					6.7E-05 (J)		
8/6/2021						<0.0004	<0.0004
8/11/2021		0.00011 (J)	<0.0004	<0.0004			
8/12/2021	<0.0004						
1/31/2022					6.5E-05 (J)		
2/1/2022						<0.0004	<0.0004
2/4/2022	<0.0004	0.00011 (J)	<0.0004				
2/7/2022				<0.0004			
8/12/2022						<0.0004	<0.0004
8/15/2022					5.7E-05 (J)		
8/18/2022		0.00011 (J)					
8/19/2022	<0.0004		<0.0004	<0.0004			
2/14/2023					6.2E-05 (J)		
2/15/2023						<0.0004	<0.0004
2/22/2023	<0.0004	9.4E-05 (J)	<0.0004	<0.0004			
7/26/2023					5.7E-05 (J)	<0.0004	<0.0004
8/1/2023		9.4E-05 (J)		<0.0004			
8/2/2023	<0.0004		<0.0004				
2/20/2024					<0.0004	<0.0004	<0.0004
2/28/2024	<0.0004	9.9E-05 (J)	<0.0004	<0.0004			
8/5/2024						<0.0004	<0.0004
8/6/2024					<0.0004		
8/13/2024	<0.0004	0.00011 (J)	<0.0004	<0.0004			
2/26/2025					<0.0004	<0.0004	<0.0004
3/3/2025		<0.0004	<0.0004	<0.0004			
3/4/2025	<0.0004						
8/28/2025					<0.0004		
9/2/2025						<0.0004	<0.0004

ND substitution: RL or RL/2 if <15% NDs.

Time Series

Constituent: Beryllium (mg/L) Analysis Run 8/10/2026 3:48 PM

Plant Bowen Client: Southern Company Data: Bowen 1, 2, 9, & 10

	GWC-13RZ	GWC-14Z	GWC-15R	GWC-15Z	GWC-44	GWC-45	GWC-45R
9/4/2025	<0.0004	<0.0004	<0.0004	<0.0004			
2/16/2026					<0.0004		
2/17/2026						<0.0004	<0.0004
2/20/2026	<0.0004						
2/24/2026		<0.0004	<0.0004	<0.0004			

ND substitution: RL or RL/2 if <15% NDs.

Time Series

Constituent: Beryllium (mg/L) Analysis Run 8/10/2026 3:48 PM

Plant Bowen Client: Southern Company Data: Bowen 1, 2, 9, & 10

	GWC-46R	GWC-47	GWC-47R	GWC-48	GWC-49R	GWC-49Z
3/10/2016	<0.0004	<0.0004	<0.0004	<0.0004		
3/17/2016					<0.0004	<0.0004
5/17/2016	<0.0004			<0.0004		
5/18/2016		<0.0004	<0.0004		<0.0004	<0.0004
7/26/2016	<0.0004					
7/27/2016		<0.0004	<0.0004	0.0002 (J)	<0.0004	
7/28/2016						<0.0004
9/20/2016	<0.0004	<0.0004	<0.0004	0.0002 (J)		
9/21/2016					<0.0004	<0.0004
11/4/2016	<0.0004		<0.0004	0.0002 (J)	<0.0004	
11/7/2016		<0.0004				<0.0004
1/20/2017	<0.0004		<0.0004			
1/23/2017		<0.0004		<0.0004		
1/24/2017					<0.0004	<0.0004
3/28/2017	<0.0004			0.0002 (J)		
3/29/2017		<0.0004	<0.0004		<0.0004	
3/30/2017						<0.0004
6/7/2017	<0.0004					
6/8/2017		<0.0004	<0.0004	0.0002 (J)	<0.0004	
6/9/2017						<0.0004
9/27/2017		<0.0004	<0.0004			
9/29/2017	<0.0004			0.0002 (J)	<0.0004	<0.0004
3/15/2018	<0.0004	<0.0004		0.00025 (J)	<0.0004	<0.0004
3/16/2018			<0.0004			
9/13/2018	<0.0004	<0.0004	<0.0004	0.00026 (J)	<0.0004	
9/14/2018						<0.0004
3/15/2019		<0.0004		0.00022 (J)		
3/18/2019	<0.0004				<0.0004	
3/19/2019			<0.0004			<0.0004
9/11/2019	<0.0004		<0.0004	0.00027 (J)	<0.0004	<0.0004
9/12/2019		<0.0004				
3/9/2020		<0.0004	<0.0004	0.00028 (J)		<0.0004
3/10/2020	<0.0004					
3/11/2020					<0.0004	
9/11/2020					<0.0004	
9/14/2020	<0.0004	<0.0004		0.00033 (J)		<0.0004
9/15/2020			<0.0004			
3/11/2021	<0.0004	<0.0004	<0.0004	0.00033 (J)		
3/15/2021					<0.0004	<0.0004
8/4/2021				0.00031 (J)		
8/5/2021	<0.0004	<0.0004	<0.0004			<0.0004
8/11/2021					<0.0004	
1/31/2022	<0.0004			0.00036 (J)		
2/1/2022		<0.0004	<0.0004		<0.0004	<0.0004
8/15/2022	<0.0004	<0.0004	6.5E-05 (J)	0.00037 (J)	<0.0004	<0.0004
2/14/2023	<0.0004				<0.0004	<0.0004
2/15/2023		<0.0004	<0.0004	0.00038 (J)		
7/26/2023	<0.0004			0.00048 (J)		
7/27/2023		5.9E-05 (J)	<0.0004		<0.0004	<0.0004
2/21/2024	<0.0004	<0.0004	<0.0004	0.0005 (J)	<0.0004	<0.0004
8/5/2024	<0.0004	<0.0004	<0.0004	0.00042 (J)		
8/6/2024					<0.0004	<0.0004

ND substitution: RL or RL/2 if <15% NDs.

Time Series

Constituent: Beryllium (mg/L) Analysis Run 8/10/2026 3:48 PM

Plant Bowen Client: Southern Company Data: Bowen 1, 2, 9, & 10

	GWC-46R	GWC-47	GWC-47R	GWC-48	GWC-49R	GWC-49Z
2/26/2025	<0.0004	<0.0004	<0.0004	0.00044 (J)	<0.0004	<0.0004
8/28/2025		<0.0004				
8/29/2025	<0.0004			0.00044	<0.0004	<0.0004
9/2/2025			<0.0004			
9/24/2025	<0.0004					
2/16/2026	<0.0004					
2/17/2026		<0.0004	<0.0004	0.00028 (J)	<0.0004	<0.0004

ND substitution: RL or RL/2 if <15% NDs.

Time Series

Constituent: Boron (mg/L) Analysis Run 8/10/2026 3:48 PM

Plant Bowen Client: Southern Company Data: Bowen 1, 2, 9, & 10

	GWA-1 (bg)	GWA-2 (bg)	GWA-2R (bg)	GWA-3A (bg)	GWA-4RZ (bg)	GWA-39RZ (bg)	GWA-39Z (bg)
3/14/2016							<0.04
3/22/2016	<0.04						
3/23/2016		<0.04	<0.04	<0.04			
5/11/2016							<0.04
5/19/2016	<0.04		<0.04				
5/20/2016		<0.04					
5/23/2016				<0.04			
7/19/2016							0.0168 (J)
7/29/2016	0.0155 (J)	0.0103 (J)	0.0061 (J)	0.0053 (J)			
9/15/2016							0.0067 (J)
9/22/2016			<0.04	<0.04			
9/23/2016	0.0065 (J)	0.0073 (J)					
11/2/2016							<0.04
11/9/2016	0.0149 (J)	0.0106 (J)					
11/10/2016			<0.04	<0.04			
1/18/2017							<0.04
1/30/2017	<0.04						
1/31/2017		<0.04	<0.04	<0.04			
2/21/2017						0.0218 (J)	
2/22/2017					0.022 (J)		
3/27/2017						0.0262 (J)	
3/28/2017							<0.04
3/30/2017	0.0065 (J)	<0.04		<0.04			
4/3/2017			<0.04				
4/7/2017					0.0082 (J)		
6/7/2017							0.0154 (J)
6/8/2017						0.0067 (J)	
6/9/2017	<0.04		<0.04				
6/12/2017		<0.04		<0.04			
6/14/2017					0.008 (J)		
7/12/2017					0.0082 (J)		
7/17/2017						0.0165 (J)	
7/20/2017					0.0091 (J)		
7/27/2017						0.0138 (J)	
7/28/2017					<0.04		
8/9/2017					0.0071 (J)	0.0069 (J)	
8/24/2017					0.0062 (J)		
9/26/2017							<0.04
9/29/2017						0.0066 (J)	
10/2/2017	<0.04	<0.04	<0.04				
10/3/2017					0.006 (J)		
10/4/2017				<0.04			
3/14/2018							<0.04
3/16/2018	<0.04		0.0077 (J)			0.0067 (J)	
3/19/2018		0.013 (J)		0.0057 (J)			
3/21/2018					0.0062 (J)		
9/12/2018							<0.04
9/14/2018		<0.04	<0.04			0.0059 (J)	
9/17/2018	0.0084 (J)			<0.04			
9/18/2018					0.0096 (J)		
3/14/2019						0.0059 (J)	
3/15/2019							0.005 (J)

ND substitution: RL or RL/2 if <15% NDs.

Time Series

Constituent: Boron (mg/L) Analysis Run 8/10/2026 3:48 PM

Plant Bowen Client: Southern Company Data: Bowen 1, 2, 9, & 10

	GWA-1 (bg)	GWA-2 (bg)	GWA-2R (bg)	GWA-3A (bg)	GWA-4RZ (bg)	GWA-39RZ (bg)	GWA-39Z (bg)
3/19/2019			0.014 (J)				
3/20/2019	0.0042 (J)	<0.04		<0.04			
3/21/2019					0.0066 (J)		
9/9/2019							<0.04
9/11/2019						0.0081 (J)	
9/12/2019	<0.04	<0.04					
9/13/2019			0.012 (J)	<0.04	0.012 (J)		
3/9/2020						0.0065 (J)	<0.04
3/11/2020	<0.04	0.0068 (J)	0.017 (J)	0.0071 (J)			
3/12/2020					0.014 (J)		
9/10/2020							<0.04
9/15/2020	0.01 (J)	0.0053 (J)	0.0074 (J)				
9/16/2020						0.015 (J)	
9/17/2020					0.015 (J)		
3/12/2021							0.011 (J)
3/16/2021	<0.04		0.0061 (J)		0.0092 (J)	<0.04	
3/17/2021		<0.04					
3/29/2021				<0.04			
8/4/2021							<0.04
8/6/2021						<0.04	
8/9/2021	<0.04	<0.04	0.012 (J)	<0.04			
8/10/2021					0.01 (J)		
1/31/2022							<0.04
2/1/2022	<0.04	<0.04	<0.04				
2/2/2022				<0.04		<0.04	
2/3/2022					<0.04		
8/10/2022							<0.04
8/16/2022	<0.04	<0.04	<0.04	<0.04		<0.04	
8/17/2022					<0.04		
2/13/2023							<0.04
2/14/2023						<0.04	
2/16/2023	<0.04	<0.04	0.017 (J)				
2/17/2023				<0.04	<0.04		
7/25/2023						<0.04	
7/26/2023							0.012 (J)
7/27/2023	0.015 (J)	<0.04	0.015 (J)				
7/28/2023					<0.04		
8/1/2023				<0.04			
2/19/2024						<0.04	<0.04
2/22/2024	<0.04	<0.04		<0.04			
2/26/2024			0.018 (J)				
2/27/2024					<0.04		
8/1/2024						<0.04	<0.04
8/6/2024			<0.04				
8/7/2024	<0.04	<0.04					
8/8/2024				<0.04	<0.04		
2/25/2025							<0.04
2/26/2025				<0.04		<0.04	
2/27/2025	<0.04	<0.04	0.021 (J)				
2/28/2025					0.0067 (J)		
8/28/2025						<0.04	<0.04
9/2/2025	<0.04	<0.04	0.0085 (J)	<0.04			

ND substitution: RL or RL/2 if <15% NDs.

Time Series

Constituent: Boron (mg/L) Analysis Run 8/10/2026 3:48 PM

Plant Bowen Client: Southern Company Data: Bowen 1, 2, 9, & 10

	GWA-1 (bg)	GWA-2 (bg)	GWA-2R (bg)	GWA-3A (bg)	GWA-4RZ (bg)	GWA-39RZ (bg)	GWA-39Z (bg)
9/3/2025					0.0065 (J)		
2/17/2026				<0.04			
2/18/2026	<0.04	<0.04	<0.04		<0.04	<0.04	<0.04

ND substitution: RL or RL/2 if <15% NDs.

Time Series

Constituent: Boron (mg/L) Analysis Run 8/10/2026 3:48 PM

Plant Bowen Client: Southern Company Data: Bowen 1, 2, 9, & 10

	GWA-40 (bg)	GWA-41 (bg)	GWA-41R (bg)	GWA-42 (bg)	GWA-43 (bg)	GWA-43R (bg)	GWA-50 (bg)
3/11/2016				<0.04	<0.04	<0.04	
3/15/2016	<0.04	<0.04	<0.04				
3/28/2016							<0.04
5/11/2016	<0.04						
5/12/2016		<0.04					
5/13/2016			<0.04		<0.04	<0.04	
5/16/2016				<0.04			
5/23/2016							<0.04
7/19/2016					0.0072 (J)	0.0196 (J)	
7/20/2016		<0.04					
7/21/2016	<0.04		0.01 (J)				
7/22/2016				0.0076 (J)			
8/1/2016							0.0075 (J)
9/15/2016	<0.04	<0.04					
9/16/2016					<0.04	0.0246 (J)	
9/19/2016				<0.04			
9/21/2016			0.0084 (J)				
9/26/2016							<0.04
11/2/2016					<0.04	0.0279 (J)	
11/3/2016	0.0125 (J)	<0.04	<0.04	<0.04			
11/10/2016							0.0071 (J)
1/17/2017	<0.04		<0.04	<0.04			
1/18/2017		<0.04			<0.04	0.0336 (J)	
1/30/2017							<0.04
3/24/2017	<0.04	0.0154 (J)					
3/27/2017			0.0173 (J)	0.0101 (J)			
3/28/2017					<0.04	0.0313 (J)	
4/7/2017							0.008 (J)
5/24/2017	<0.04						
6/6/2017		<0.04	0.0126 (J)		0.0339 (J)	0.0257 (J)	
6/7/2017				0.012 (J)			
6/12/2017							<0.04
9/22/2017					<0.04	0.0294 (J)	
9/25/2017		<0.04	0.0141 (J)				
9/26/2017	0.0075 (J)			<0.04			
10/2/2017							<0.04
3/14/2018	0.0093 (J)	0.011 (J)	0.014 (J)	<0.04	<0.04		
3/15/2018						0.018 (J)	
3/16/2018							<0.04
9/12/2018	<0.04	<0.04	0.013 (J)		<0.04	0.018 (J)	
9/14/2018				<0.04			
9/17/2018							<0.04
3/13/2019	<0.04				<0.04	0.012 (J)	
3/14/2019		0.007 (J)	0.015 (J)	<0.04			
3/19/2019							<0.04
9/9/2019	<0.04						
9/10/2019		<0.04	0.015 (J)	<0.04			
9/11/2019					0.0059 (J)	0.021 (J)	
9/13/2019							<0.04
3/6/2020		0.013 (J)		0.0068 (J)			
3/9/2020	0.0074 (J)		0.021 (J)		<0.04	0.017 (J)	
3/11/2020							0.0063 (J)

ND substitution: RL or RL/2 if <15% NDs.

Time Series

Constituent: Boron (mg/L) Analysis Run 8/10/2026 3:48 PM

Plant Bowen Client: Southern Company Data: Bowen 1, 2, 9, & 10

	GWA-40 (bg)	GWA-41 (bg)	GWA-41R (bg)	GWA-42 (bg)	GWA-43 (bg)	GWA-43R (bg)	GWA-50 (bg)
9/10/2020		<0.04	0.016 (J)	<0.04			
9/11/2020	<0.04				<0.04		
9/14/2020						0.018 (J)	
9/16/2020							<0.04
3/10/2021	<0.04		0.0098 (J)				
3/11/2021		0.0075 (J)		<0.04	<0.04	0.017 (J)	
3/17/2021							<0.04
8/4/2021	<0.04	<0.04	0.01 (J)	<0.04			
8/5/2021						0.0098 (J)	
8/6/2021					<0.04		
8/9/2021							<0.04
1/31/2022	<0.04	<0.04	0.016 (J)	<0.04	<0.04	0.011 (J)	
2/1/2022							<0.04
8/10/2022				<0.04		0.01 (J)	
8/11/2022		<0.04	<0.04		<0.04		
8/12/2022	<0.04						
8/16/2022							<0.04
2/13/2023	<0.04	<0.04	0.017 (J)	<0.04		<0.04	
2/14/2023					<0.04		
2/16/2023							<0.04
7/25/2023		0.012 (J)	0.011 (J)		<0.04	0.012 (J)	
7/26/2023	0.0091 (J)			<0.04			
7/28/2023							<0.04
2/19/2024	<0.04	<0.04	0.012 (J)				
2/20/2024				0.031 (J)	0.02 (J)	<0.04	
2/22/2024							<0.04
8/1/2024	<0.04	<0.04	<0.04	<0.04			
8/2/2024					<0.04	0.015 (J)	
8/8/2024							<0.04
2/25/2025	<0.04	0.0094 (J)	0.017 (J)	<0.04	<0.04	0.011 (J)	
2/27/2025							<0.04
8/27/2025	<0.04		0.0095 (J)				
8/28/2025		<0.04		<0.04	<0.04	0.0099 (J)	
9/2/2025							<0.04
2/16/2026	<0.04	<0.04	0.012 (J)	<0.04	<0.04	0.017 (J)	
2/17/2026							<0.04

ND substitution: RL or RL/2 if <15% NDs.

Time Series

Constituent: Boron (mg/L) Analysis Run 8/10/2026 3:48 PM

Plant Bowen Client: Southern Company Data: Bowen 1, 2, 9, & 10

	GWA-50R (bg)	GWC-5	GWC-6	GWC-6RZ	GWC-7Z	GWC-8RR	GWC-8Z
3/22/2016							<0.04
3/28/2016	<0.04	<0.04					
3/29/2016			<0.04	<0.04			
3/30/2016						<0.04	
5/24/2016			<0.04	<0.04		<0.04	
5/25/2016	<0.04	<0.04					<0.04
5/31/2016					<0.04		
8/1/2016	0.0056 (J)	0.0171 (J)	<0.04	<0.04			
8/2/2016					0.0093 (J)	0.0052 (J)	0.0052 (J)
9/26/2016	<0.04		<0.04	<0.04			<0.04
9/27/2016		<0.04			0.0073 (J)	<0.04	
11/11/2016	0.0193 (J)	0.0083 (J)					
11/14/2016				<0.04			
11/18/2016			<0.04				
11/21/2016					0.008 (J)		<0.04
11/22/2016						0.0115 (J)	
1/30/2017	<0.04						
1/31/2017		<0.04					
2/1/2017			<0.04	<0.04	<0.04		
2/3/2017							<0.04
2/6/2017						<0.04	
4/3/2017	<0.04	<0.04					
4/6/2017			<0.04	<0.04	<0.04	<0.04	
4/7/2017							<0.04
6/12/2017	<0.04	<0.04					
6/13/2017			<0.04	<0.04	<0.04		<0.04
6/14/2017						<0.04	
7/14/2017					0.007 (J)		
10/2/2017	<0.04						
10/3/2017		<0.04	<0.04	<0.04	<0.04		<0.04
10/4/2017						<0.04	
3/16/2018	<0.04						
3/19/2018		0.0041 (J)	<0.04				
3/20/2018				0.0073 (J)	0.0064 (J)		<0.04
3/21/2018						<0.04	
9/17/2018		<0.04	<0.04	0.0046 (J)			
9/18/2018	<0.04				0.0045 (J)	<0.04	<0.04
3/19/2019	<0.04						
3/20/2019		<0.04					
3/21/2019			<0.04	<0.04	<0.04		
3/27/2019						0.0078 (J)	
5/6/2019							0.0065 (J)
9/12/2019	<0.04						
9/13/2019					0.0065 (J)		
9/16/2019		0.0051 (J)	<0.04	<0.04		<0.04	<0.04
3/11/2020	0.007 (J)						
3/12/2020			0.0061 (J)	0.0052 (J)	0.0057 (J)	<0.04	
3/16/2020		<0.04					<0.04
9/15/2020	<0.04						
9/16/2020		<0.04	<0.04	<0.04	0.0052 (J)		
9/17/2020						<0.04	<0.04
3/17/2021	<0.04	<0.04	<0.04	<0.04	<0.04	<0.04	

ND substitution: RL or RL/2 if <15% NDs.

Time Series

Constituent: Boron (mg/L) Analysis Run 8/10/2026 3:48 PM

Plant Bowen Client: Southern Company Data: Bowen 1, 2, 9, & 10

	GWA-50R (bg)	GWC-5	GWC-6	GWC-6RZ	GWC-7Z	GWC-8RR	GWC-8Z
3/18/2021							<0.04
8/9/2021	<0.04	<0.04					
8/10/2021			<0.04	<0.04	<0.04	<0.04	<0.04
2/2/2022	<0.04	<0.04	<0.04	<0.04	<0.04	<0.04	<0.04
8/16/2022		<0.04					
8/17/2022	<0.04		<0.04	<0.04	0.011 (J)	<0.04	0.012 (J)
2/16/2023	<0.04						
2/17/2023			<0.04	<0.04			
2/20/2023		<0.04			<0.04		<0.04
2/21/2023						<0.04	
7/28/2023	<0.04	<0.04		<0.04			
7/31/2023			<0.04		<0.04	<0.04	<0.04
2/22/2024	<0.04						
2/26/2024		<0.04	<0.04	<0.04	<0.04		<0.04
2/27/2024						<0.04	
8/8/2024	<0.04	<0.04	<0.04	<0.04	<0.04		
8/12/2024						<0.04	<0.04
2/27/2025		<0.04	<0.04	<0.04	<0.04		
2/28/2025	<0.04						<0.04
3/4/2025						<0.04	
9/2/2025	<0.04			<0.04			
9/3/2025		<0.04	<0.04		<0.04	<0.04	<0.04
2/17/2026	<0.04						
2/19/2026		<0.04			<0.04	<0.04	<0.04
2/20/2026			<0.04	<0.04			

ND substitution: RL or RL/2 if <15% NDs.

Time Series

Constituent: Boron (mg/L) Analysis Run 8/10/2026 3:48 PM

Plant Bowen Client: Southern Company Data: Bowen 1, 2, 9, & 10

	GWC-9	GWC-10	GWC-10R	GWC-11	GWC-11R	GWC-12	GWC-13
3/30/2016	<0.04						
3/31/2016		<0.04	<0.04				
4/4/2016				<0.04	<0.04	<0.04	<0.04
5/26/2016	<0.04	<0.04	<0.04	<0.04	<0.04		
5/27/2016						<0.04	
5/31/2016							<0.04
8/3/2016			0.0096 (J)	0.006 (J)		<0.04	
8/4/2016					0.0051 (J)		0.0097 (J)
8/5/2016	<0.04	<0.04					
9/28/2016	<0.04	<0.04	0.0169 (J)	<0.04	<0.04		
9/29/2016							0.0192 (J)
9/30/2016						<0.04	
11/21/2016	<0.04						
11/22/2016		<0.04	0.0067 (J)	<0.04	0.0072 (J)	<0.04	
11/28/2016							0.0124 (J)
2/6/2017	<0.04						
2/7/2017		<0.04	<0.04				
2/8/2017				0.0085 (J)	0.0069 (J)		
2/9/2017							0.0157 (J)
2/13/2017						<0.04	
4/6/2017	<0.04						
4/10/2017		<0.04	<0.04	<0.04	<0.04		
4/11/2017						<0.04	
4/12/2017							0.0183 (J)
6/13/2017	<0.04						
6/14/2017		<0.04	<0.04			<0.04	
6/15/2017				<0.04	<0.04		
6/16/2017							0.0269 (J)
10/3/2017	<0.04						
10/4/2017		<0.04	<0.04	<0.04	0.0065 (J)	<0.04	
10/9/2017							0.0383 (J)
3/20/2018	0.0096 (J)	0.004 (J)					
3/21/2018			<0.04	<0.04			0.021 (J)
3/22/2018					<0.04	<0.04	
9/18/2018	<0.04	<0.04	<0.04	<0.04	<0.04	<0.04	
9/19/2018							0.026 (J)
3/21/2019	0.006 (J)						
3/22/2019		<0.04	<0.04				
3/23/2019				<0.04	<0.04	<0.04	0.012 (J)
9/16/2019	<0.04						
9/17/2019		<0.04	<0.04	<0.04	<0.04	<0.04	
9/18/2019							0.017 (J)
3/12/2020	0.0058 (J)	<0.04	0.005 (J)	<0.04	0.0058 (J)	<0.04	
3/13/2020							0.014 (J)
9/17/2020	<0.04	<0.04	<0.04				
9/21/2020				<0.04	<0.04	<0.04	
9/22/2020							0.0087 (J)
3/18/2021	<0.04	<0.04	<0.04				0.0091 (J)
3/19/2021				<0.04	<0.04	<0.04	
8/10/2021	<0.04	<0.04					
8/11/2021			<0.04	<0.04	<0.04	<0.04	<0.04
2/2/2022	<0.04					<0.04	

ND substitution: RL or RL/2 if <15% NDs.

Time Series

Constituent: Boron (mg/L) Analysis Run 8/10/2026 3:48 PM

Plant Bowen Client: Southern Company Data: Bowen 1, 2, 9, & 10

	GWC-9	GWC-10	GWC-10R	GWC-11	GWC-11R	GWC-12	GWC-13
2/4/2022		<0.04	<0.04	<0.04	<0.04		
2/17/2022							0.015 (J)
8/17/2022	<0.04	<0.04					
8/18/2022			<0.04	<0.04	<0.04	<0.04	<0.04
2/20/2023		<0.04	<0.04	<0.04	<0.04		
2/21/2023	<0.04					<0.04	
2/22/2023							<0.04
7/31/2023	<0.04	<0.04	<0.04				
8/1/2023				<0.04	<0.04	<0.04	0.012 (J)
2/27/2024	<0.04	<0.04	<0.04			<0.04	<0.04
2/28/2024				<0.04	<0.04		
8/12/2024	<0.04	<0.04	<0.04		<0.04	<0.04	0.024 (J)
8/13/2024				<0.04			
2/28/2025	0.0069 (J)	<0.04					
3/3/2025			<0.04		<0.04		0.012 (J)
3/4/2025				<0.04		<0.04	
9/3/2025	<0.04	<0.04	<0.04	<0.04	<0.04	<0.04	0.02 (J)
2/18/2026	<0.04					<0.04	
2/19/2026		<0.04	<0.04	<0.04			0.026 (J)
2/20/2026					<0.04		

ND substitution: RL or RL/2 if <15% NDs.

Time Series

Constituent: Boron (mg/L) Analysis Run 8/10/2026 3:48 PM

Plant Bowen Client: Southern Company Data: Bowen 1, 2, 9, & 10

	GWC-13RZ	GWC-14Z	GWC-15R	GWC-15Z	GWC-44	GWC-45	GWC-45R
3/16/2016					<0.04	<0.04	<0.04
4/4/2016	<0.04						
4/5/2016		<0.04	<0.04	<0.04			
5/16/2016					<0.04	<0.04	<0.04
5/31/2016			<0.04	<0.04			
6/1/2016	<0.04	<0.04					
7/25/2016					<0.04	<0.04	0.0054 (J)
8/4/2016			<0.04				
8/9/2016		0.0996 (JO)					
9/19/2016					<0.04	<0.04	<0.04
9/29/2016			0.0106 (J)				
11/3/2016					<0.04		<0.04
11/4/2016						<0.04	
11/23/2016			0.0099 (J)	0.0076 (J)			
11/28/2016		0.0072 (J)					
1/19/2017					<0.04		
1/20/2017							<0.04
1/23/2017						0.0086 (J)	
2/9/2017		<0.04					
2/10/2017			<0.04	<0.04			
2/22/2017	0.02 (J)						
3/28/2017					0.0113 (J)		
3/29/2017						<0.04	<0.04
4/11/2017	<0.04	<0.04		<0.04			
4/12/2017			0.009 (J)				
6/5/2017					0.0157 (J)		
6/7/2017						0.0154 (J)	0.0153 (J)
6/14/2017		<0.04					
6/15/2017			<0.04	<0.04			
6/16/2017	0.0163 (J)						
7/12/2017	0.0117 (J)	<0.04		<0.04			
7/26/2017				<0.04			
7/28/2017	0.0071 (J)						
8/10/2017	0.0093 (J)						
9/26/2017					0.0084 (J)		
9/27/2017						<0.04	<0.04
10/5/2017		0.0068 (J)					
10/6/2017	0.0148 (J)		<0.04	0.0071 (J)			
3/15/2018					0.014 (J)	0.0077 (J)	0.0063 (J)
3/22/2018		<0.04					
3/23/2018	0.017 (J)		0.0053 (J)	0.0092 (J)			
9/12/2018					0.0051 (J)		
9/13/2018						<0.04	<0.04
9/19/2018		<0.04	0.0049 (J)	0.0046 (J)			
9/20/2018	0.016 (J)						
3/14/2019					0.018 (J)	<0.04	0.006 (J)
3/22/2019	0.013 (J)	<0.04		<0.04			
3/25/2019			<0.04				
9/11/2019					0.0088 (J)	<0.04	<0.04
9/17/2019		<0.04	<0.04	<0.04			
9/19/2019	0.014 (J)						
3/10/2020					0.019 (J)	<0.04	0.009 (J)

ND substitution: RL or RL/2 if <15% NDs.

Time Series

Constituent: Boron (mg/L) Analysis Run 8/10/2026 3:48 PM

Plant Bowen Client: Southern Company Data: Bowen 1, 2, 9, & 10

	GWC-13RZ	GWC-14Z	GWC-15R	GWC-15Z	GWC-44	GWC-45	GWC-45R
3/13/2020		0.0081 (J)	0.0064 (J)	0.0054 (J)			
3/17/2020	0.017 (J)						
9/11/2020						<0.04	0.0056 (J)
9/15/2020					0.0089 (J)		
9/21/2020		<0.04	0.0075 (J)	<0.04			
9/22/2020	0.01 (J)						
3/11/2021					0.016 (J)	<0.04	0.006 (J)
3/18/2021		<0.04	<0.04	<0.04			
3/19/2021	0.014 (J)						
8/4/2021					0.016 (J)		
8/6/2021						<0.04	<0.04
8/11/2021		<0.04	<0.04	<0.04			
8/12/2021	0.014 (J)						
1/31/2022					0.015 (J)		
2/1/2022						0.019 (J)	0.022 (J)
2/4/2022	0.017 (J)	<0.04	<0.04				
2/7/2022				<0.04			
8/12/2022						<0.04	<0.04
8/15/2022					0.011 (J)		
8/18/2022		<0.04					
8/19/2022	0.015 (J)		<0.04	<0.04			
2/14/2023					0.014 (J)		
2/15/2023						<0.04	0.012 (J)
2/22/2023	0.013 (J)	<0.04	<0.04	<0.04			
7/26/2023					<0.04	<0.04	0.0088 (J)
8/1/2023		<0.04		<0.04			
8/2/2023	0.012 (J)		<0.04				
2/20/2024					<0.04	<0.04	<0.04
2/28/2024	0.015 (J)	<0.04	<0.04	<0.04			
8/5/2024						<0.04	<0.04
8/6/2024					<0.04		
8/13/2024	<0.04	<0.04	<0.04	<0.04			
2/26/2025					0.0098 (J)	<0.04	0.0069 (J)
3/3/2025		<0.04	<0.04	<0.04			
3/4/2025	0.017 (J)						
8/28/2025					<0.04		
9/2/2025						<0.04	0.0071 (J)
9/4/2025	0.016 (J)	<0.04	<0.04	<0.04			
2/16/2026					<0.04		
2/17/2026						<0.04	0.0084 (J)
2/20/2026	0.018 (J)						
2/24/2026		<0.04	<0.04	<0.04			

ND substitution: RL or RL/2 if <15% NDs.

Time Series

Constituent: Boron (mg/L) Analysis Run 8/10/2026 3:48 PM

Plant Bowen Client: Southern Company Data: Bowen 1, 2, 9, & 10

	GWC-46R	GWC-47	GWC-47R	GWC-48	GWC-49R	GWC-49Z
3/10/2016	<0.04	<0.04	<0.04	<0.04		
3/17/2016					<0.04	<0.04
5/17/2016	<0.04			<0.04		
5/18/2016		<0.04	<0.04		<0.04	<0.04
7/26/2016	0.0047 (J)					
7/27/2016		0.0061 (J)	<0.04	0.0058 (J)	0.0108 (J)	
7/28/2016						0.007 (J)
9/20/2016	0.0254 (J)	0.0133 (J)	0.0109 (J)	0.0078 (J)		
9/21/2016					0.0139 (J)	0.0077 (J)
11/4/2016	<0.04		<0.04	<0.04	<0.04	
11/7/2016		0.0079 (J)				0.0138 (J)
1/20/2017	<0.04		<0.04			
1/23/2017		<0.04		<0.04		
1/24/2017					<0.04	<0.04
3/28/2017	<0.04			<0.04		
3/29/2017		<0.04	<0.04		<0.04	
3/30/2017						0.0077 (J)
6/7/2017	0.0259 (J)					
6/8/2017		<0.04	<0.04	<0.04	<0.04	
6/9/2017						<0.04
9/27/2017		<0.04	<0.04			
9/29/2017	<0.04			<0.04	<0.04	<0.04
3/15/2018	0.0042 (J)	<0.04		<0.04	<0.04	0.0052 (J)
3/16/2018			<0.04			
9/13/2018	<0.04	<0.04	<0.04	<0.04	<0.04	
9/14/2018						<0.04
3/15/2019		<0.04		<0.04		
3/18/2019	0.022 (J)				0.0099 (J)	
3/19/2019			<0.04			0.0043 (J)
9/11/2019	<0.04		0.0054 (J)	<0.04	<0.04	<0.04
9/12/2019		<0.04				
3/9/2020		<0.04	0.0051 (J)	<0.04		0.0055 (J)
3/10/2020	<0.04					
3/11/2020					<0.04	
9/11/2020					0.0057 (J)	
9/14/2020	<0.04	<0.04		<0.04		<0.04
9/15/2020			<0.04			
3/11/2021	<0.04	<0.04	<0.04	<0.04		
3/15/2021					0.01 (J)	0.0066 (J)
8/4/2021				<0.04		
8/5/2021	<0.04	<0.04	<0.04			<0.04
8/11/2021					<0.04	
1/31/2022	<0.04			<0.04		
2/1/2022		0.011 (J)	0.01 (J)		<0.04	0.0087 (J)
8/15/2022	<0.04	<0.04	<0.04	<0.04	<0.04	<0.04
2/14/2023	<0.04				<0.04	<0.04
2/15/2023		<0.04	<0.04	<0.04		
7/26/2023	<0.04			<0.04		
7/27/2023		0.012 (J)	0.019 (J)		<0.04	<0.04
2/21/2024	<0.04	<0.04	<0.04	<0.04	<0.04	<0.04
8/5/2024	<0.04	<0.04	<0.04	<0.04		
8/6/2024					<0.04	<0.04

ND substitution: RL or RL/2 if <15% NDs.

Time Series

Constituent: Boron (mg/L) Analysis Run 8/10/2026 3:48 PM

Plant Bowen Client: Southern Company Data: Bowen 1, 2, 9, & 10

	GWC-46R	GWC-47	GWC-47R	GWC-48	GWC-49R	GWC-49Z
2/26/2025	<0.04	<0.04	<0.04	<0.04	<0.04	<0.04
8/28/2025		<0.04				
8/29/2025	<0.04			<0.04	<0.04	<0.04
9/2/2025			<0.04			
9/24/2025	<0.04					
2/16/2026	<0.04					
2/17/2026		<0.04	<0.04	<0.04	<0.04	<0.04

ND substitution: RL or RL/2 if <15% NDs.

Time Series

Constituent: Cadmium (mg/L) Analysis Run 8/10/2026 3:48 PM

Plant Bowen Client: Southern Company Data: Bowen 1, 2, 9, & 10

	GWA-1 (bg)	GWA-2 (bg)	GWA-2R (bg)	GWA-3A (bg)	GWA-4RZ (bg)	GWA-39RZ (bg)	GWA-39Z (bg)
8/23/2007	<0.0005	<0.0005	<0.0005	<0.0005			
10/23/2007	<0.0005						
10/24/2007		<0.0005	<0.0005				
11/2/2007				<0.0005			
11/18/2007	<0.0005	<0.0005	<0.0005	<0.0005			
1/30/2008	<0.0005						
1/31/2008		<0.0005	<0.0005	<0.0005			
3/10/2008	<0.0005		<0.0005				
3/11/2008		<0.0005		<0.0005			
5/6/2008		<0.0005					
5/13/2008	<0.0005		<0.0005				
5/14/2008				<0.0005			
12/4/2008		<0.0005	<0.0005				
12/5/2008	<0.0005			<0.0005			
4/15/2009	<0.0005			<0.0005			
4/21/2009		<0.0005	<0.0005				
5/20/2009					<0.0005		
10/7/2009	<0.0005	<0.0005					
10/8/2009			<0.0005	<0.0005			
10/19/2009					<0.0005		
4/21/2010			<0.0005				
4/26/2010		<0.0005					
4/27/2010					<0.0005		
4/28/2010				<0.0005			
5/3/2010	<0.0005						
9/28/2010			<0.0005				
10/4/2010		<0.0005			<0.0005		
10/6/2010				<0.0005			
10/12/2010	<0.0005						
4/12/2011			<0.0005				
4/13/2011		<0.0005					
4/14/2011					<0.0005		
4/21/2011				<0.0005			
4/27/2011	<0.0005						
10/4/2011			<0.0005				
10/5/2011		<0.0005			<0.0005		
10/13/2011				<0.0005			
10/17/2011	<0.0005						
4/3/2012			<0.0005				
4/11/2012		<0.0005			<0.0005		
5/1/2012				<0.0005			
5/2/2012	<0.0005						
10/2/2012					<0.0005		
10/8/2012	<0.0005						
10/9/2012		<0.0005	<0.0005	<0.0005			
4/11/2013			<0.0005	<0.0005	<0.0005		
4/12/2013	<0.0005						
4/15/2013		<0.0005					
10/15/2013		<0.0005					
10/16/2013	<0.0005		<0.0005	<0.0005			
10/21/2013					<0.0005		
4/10/2014			<0.0005				

ND substitution: RL or RL/2 if <15% NDs.

Time Series

Constituent: Cadmium (mg/L) Analysis Run 8/10/2026 3:48 PM

Plant Bowen Client: Southern Company Data: Bowen 1, 2, 9, & 10

	GWA-1 (bg)	GWA-2 (bg)	GWA-2R (bg)	GWA-3A (bg)	GWA-4RZ (bg)	GWA-39RZ (bg)	GWA-39Z (bg)
4/11/2014	<0.0005						
4/22/2014		<0.0005					
4/23/2014				<0.0005	<0.0005		
9/30/2014	<0.0005	<0.0005	<0.0005				
10/4/2014				<0.0005	<0.0005		
3/30/2015	<0.0005	<0.0005	<0.0005				
3/31/2015				<0.0005	<0.0005		
10/11/2015					<0.0005		
10/12/2015				<0.0005			
10/13/2015	0.0003 (J)	<0.0005	<0.0005				
3/14/2016							0.000188 (J)
3/22/2016	<0.0005						
3/23/2016		<0.0005	<0.0005	<0.0005			
5/11/2016							0.000177 (J)
5/19/2016	<0.0005		<0.0005				
5/20/2016		<0.0005					
5/23/2016				<0.0005			
7/19/2016							0.0001 (J)
7/29/2016	<0.0005	<0.0005	<0.0005	<0.0005			
9/15/2016							8E-05 (J)
9/22/2016			<0.0005	<0.0005			
9/23/2016	<0.0005	<0.0005					
11/2/2016							<0.0005
11/9/2016	<0.0005	<0.0005					
11/10/2016			<0.0005	<0.0005			
1/18/2017							<0.0005
1/30/2017	<0.0005						
1/31/2017		<0.0005	<0.0005	<0.0005			
2/21/2017						<0.0005	
2/22/2017					<0.0005		
3/27/2017						<0.0005	
3/28/2017							<0.0005
3/30/2017	<0.0005	<0.0005		<0.0005			
4/3/2017			<0.0005				
4/7/2017					<0.0005		
6/7/2017							<0.0005
6/8/2017						<0.0005	
6/9/2017	<0.0005		<0.0005				
6/12/2017		<0.0005		<0.0005			
6/14/2017					<0.0005		
7/12/2017					<0.0005		
7/17/2017						<0.0005	
7/20/2017					<0.0005		
7/27/2017						<0.0005	
7/28/2017					<0.0005		
8/9/2017					<0.0005	<0.0005	
8/24/2017					<0.0005		
9/26/2017							<0.0005
9/29/2017						<0.0005	
10/2/2017	<0.0005	<0.0005	<0.0005				
10/3/2017					<0.0005		
10/4/2017				<0.0005			

ND substitution: RL or RL/2 if <15% NDs.

Time Series

Constituent: Cadmium (mg/L) Analysis Run 8/10/2026 3:48 PM

Plant Bowen Client: Southern Company Data: Bowen 1, 2, 9, & 10

	GWA-1 (bg)	GWA-2 (bg)	GWA-2R (bg)	GWA-3A (bg)	GWA-4RZ (bg)	GWA-39RZ (bg)	GWA-39Z (bg)
3/14/2018							<0.0005
3/16/2018	<0.0005		<0.0005			<0.0005	
3/19/2018		<0.0005		<0.0005			
3/21/2018					<0.0005		
9/12/2018							<0.0005
9/14/2018		<0.0005	<0.0005			<0.0005	
9/17/2018	<0.0005			<0.0005			
9/18/2018					<0.0005		
3/14/2019						<0.0005	
3/15/2019							<0.0005
3/19/2019			<0.0005				
3/20/2019	<0.0005	<0.0005		<0.0005			
3/21/2019					<0.0005		
9/9/2019							<0.0005
9/11/2019						<0.0005	
9/12/2019	<0.0005	<0.0005					
9/13/2019			<0.0005	<0.0005	<0.0005		
3/9/2020						<0.0005	<0.0005
3/11/2020	<0.0005	<0.0005	<0.0005	<0.0005			
3/12/2020					<0.0005		
9/10/2020							<0.0005
9/15/2020	<0.0005	<0.0005	<0.0005				
9/16/2020						<0.0005	
9/17/2020					<0.0005		
3/12/2021							<0.0005
3/16/2021	<0.0005		<0.0005		<0.0005	<0.0005	
3/17/2021		<0.0005					
3/29/2021				<0.0005			
8/4/2021							<0.0005
8/6/2021						<0.0005	
8/9/2021	<0.0005	<0.0005	<0.0005	<0.0005			
8/10/2021					<0.0005		
1/31/2022							<0.0005
2/1/2022	<0.0005	<0.0005	<0.0005				
2/2/2022				<0.0005		<0.0005	
2/3/2022					<0.0005		
8/10/2022							<0.0005
8/16/2022	<0.0005	<0.0005	<0.0005	<0.0005		<0.0005	
8/17/2022					<0.0005		
2/13/2023							<0.0005
2/14/2023						<0.0005	
2/16/2023	<0.0005	<0.0005	<0.0005				
2/17/2023				<0.0005	<0.0005		
7/25/2023						<0.0005	
7/26/2023							<0.0005
7/27/2023	<0.0005	<0.0005	<0.0005				
7/28/2023					<0.0005		
8/1/2023				<0.0005			
2/19/2024						<0.0005	<0.0005
2/22/2024	<0.0005	<0.0005		<0.0005			
2/26/2024			<0.0005				
2/27/2024					<0.0005		

ND substitution: RL or RL/2 if <15% NDs.

Time Series

Constituent: Cadmium (mg/L) Analysis Run 8/10/2026 3:48 PM

Plant Bowen Client: Southern Company Data: Bowen 1, 2, 9, & 10

	GWA-1 (bg)	GWA-2 (bg)	GWA-2R (bg)	GWA-3A (bg)	GWA-4RZ (bg)	GWA-39RZ (bg)	GWA-39Z (bg)
8/1/2024						<0.0005	<0.0005
8/6/2024			<0.0005				
8/7/2024	<0.0005	<0.0005					
8/8/2024				<0.0005	<0.0005		
2/25/2025							<0.0005
2/26/2025				<0.0005		<0.0005	
2/27/2025	<0.0005	<0.0005	<0.0005				
2/28/2025					<0.0005		
8/28/2025						<0.0005	<0.0005
9/2/2025	<0.0005	<0.0005	<0.0005	<0.0005			
9/3/2025					<0.0005		
2/17/2026				<0.0005			
2/18/2026	<0.0005	<0.0005	<0.0005		<0.0005	<0.0005	<0.0005

ND substitution: RL or RL/2 if <15% NDs.

Time Series

Constituent: Cadmium (mg/L) Analysis Run 8/10/2026 3:48 PM

Plant Bowen Client: Southern Company Data: Bowen 1, 2, 9, & 10

	GWA-40 (bg)	GWA-41 (bg)	GWA-41R (bg)	GWA-42 (bg)	GWA-43 (bg)	GWA-43R (bg)	GWA-50 (bg)
12/12/2008							<0.0005
4/23/2009							<0.0005
10/6/2009							<0.0005
4/27/2010							<0.0005
9/30/2010							<0.0005
4/14/2011							<0.0005
10/5/2011							<0.0005
4/11/2012							<0.0005
10/2/2012							<0.0005
4/9/2013							<0.0005
10/15/2013							<0.0005
4/10/2014							<0.0005
10/1/2014							<0.0005
3/30/2015							<0.0005
10/11/2015							0.00026 (J)
3/11/2016				0.000121 (J)	<0.0005	<0.0005	
3/15/2016	<0.0005	<0.0005	<0.0005				
3/28/2016							<0.0005
5/11/2016	<0.0005						
5/12/2016		<0.0005					
5/13/2016			<0.0005		<0.0005	<0.0005	
5/16/2016				0.000145 (J)			
5/23/2016							<0.0005
7/19/2016					<0.0005	<0.0005	
7/20/2016		<0.0005					
7/21/2016	<0.0005		<0.0005				
7/22/2016				<0.0005			
8/1/2016							<0.0005
9/15/2016	<0.0005	<0.0005					
9/16/2016					<0.0005	<0.0005	
9/19/2016				0.0001 (J)			
9/21/2016			<0.0005				
9/26/2016							<0.0005
11/2/2016					<0.0005	<0.0005	
11/3/2016	<0.0005	<0.0005	<0.0005	8E-05 (J)			
11/10/2016							<0.0005
1/17/2017	<0.0005		<0.0005	0.0001 (J)			
1/18/2017		<0.0005			<0.0005	<0.0005	
1/30/2017							<0.0005
3/24/2017	<0.0005	<0.0005					
3/27/2017			<0.0005	0.0002 (J)			
3/28/2017					<0.0005	<0.0005	
4/7/2017							<0.0005
5/24/2017	<0.0005						
6/6/2017		<0.0005	<0.0005		8E-05 (J)	<0.0005	
6/7/2017				0.0001 (J)			
6/12/2017							<0.0005
9/22/2017					<0.0005	<0.0005	
9/25/2017		<0.0005	<0.0005				
9/26/2017	<0.0005			<0.0005			
10/2/2017							<0.0005
3/14/2018	<0.0005	<0.0005	<0.0005	0.00011 (J)	<0.0005		

ND substitution: RL or RL/2 if <15% NDs.

Time Series

Constituent: Cadmium (mg/L) Analysis Run 8/10/2026 3:48 PM

Plant Bowen Client: Southern Company Data: Bowen 1, 2, 9, & 10

	GWA-40 (bg)	GWA-41 (bg)	GWA-41R (bg)	GWA-42 (bg)	GWA-43 (bg)	GWA-43R (bg)	GWA-50 (bg)
3/15/2018						<0.0005	
3/16/2018							<0.0005
9/12/2018	<0.0005	<0.0005	<0.0005		<0.0005	<0.0005	
9/14/2018				0.00013 (J)			
9/17/2018							<0.0005
3/13/2019	<0.0005				<0.0005	<0.0005	
3/14/2019		<0.0005	<0.0005	0.00013 (J)			
3/19/2019							<0.0005
9/9/2019	<0.0005						
9/10/2019		<0.0005	<0.0005	0.00014 (J)			
9/11/2019					<0.0005	<0.0005	
9/13/2019							<0.0005
3/6/2020		<0.0005		0.00014 (J)			
3/9/2020	<0.0005		<0.0005		<0.0005	<0.0005	
3/11/2020							<0.0005
9/10/2020		<0.0005	<0.0005	0.00015 (J)			
9/11/2020	<0.0005				<0.0005		
9/14/2020						<0.0005	
9/16/2020							<0.0005
3/10/2021	<0.0005		<0.0005				
3/11/2021		<0.0005		0.00017 (J)	<0.0005	<0.0005	
3/17/2021							0.00012 (J)
8/4/2021	<0.0005	<0.0005	<0.0005	0.00014 (J)			
8/5/2021						<0.0005	
8/6/2021					<0.0005		
8/9/2021							<0.0005
1/31/2022	<0.0005	<0.0005	<0.0005	0.00018 (J)	<0.0005	<0.0005	
2/1/2022							<0.0005
8/10/2022				0.00034 (J)		<0.0005	
8/11/2022		<0.0005	<0.0005		<0.0005		
8/12/2022	<0.0005						
8/16/2022							<0.0005
2/13/2023	<0.0005	<0.0005	<0.0005	<0.0005		<0.0005	
2/14/2023					<0.0005		
2/16/2023							<0.0005
7/25/2023		<0.0005	<0.0005		<0.0005	<0.0005	
7/26/2023	<0.0005			0.00013 (J)			
7/28/2023							<0.0005
2/19/2024	<0.0005	<0.0005	<0.0005				
2/20/2024				0.00016 (J)	<0.0005	<0.0005	
2/22/2024							<0.0005
8/1/2024	<0.0005	<0.0005	<0.0005	0.00016 (J)			
8/2/2024					<0.0005	<0.0005	
8/8/2024							<0.0005
2/25/2025	<0.0005	<0.0005	<0.0005	0.00016 (J)	<0.0005	<0.0005	
2/27/2025							<0.0005
8/27/2025	<0.0005		<0.0005				
8/28/2025		<0.0005		0.00013 (J)	<0.0005	<0.0005	
9/2/2025							<0.0005
2/16/2026	<0.0005	<0.0005	<0.0005	0.00016 (J)	<0.0005	<0.0005	
2/17/2026							<0.0005

ND substitution: RL or RL/2 if <15% NDs.

Time Series

Constituent: Cadmium (mg/L) Analysis Run 8/10/2026 3:48 PM

Plant Bowen Client: Southern Company Data: Bowen 1, 2, 9, & 10

	GWA-50R (bg)	GWC-5	GWC-6	GWC-6RZ	GWC-7Z	GWC-8RR	GWC-8Z
8/22/2007			<0.0005		<0.0005	<0.0005	<0.0005
8/23/2007		<0.0005					
10/25/2007		<0.0005	<0.0005		<0.0005		
10/26/2007						<0.0005	
11/1/2007							<0.0005
11/19/2007		<0.0005					
11/20/2007			<0.0005		<0.0005	<0.0005	<0.0005
1/16/2008					<0.0005		
1/23/2008		<0.0005	<0.0005			<0.0005	<0.0005
3/6/2008					<0.0005		
3/10/2008						<0.0005	<0.0005
3/11/2008		<0.0005	<0.0005				
5/6/2008						<0.0005	
5/12/2008		<0.0005					<0.0005
5/13/2008					<0.0005		
5/14/2008			<0.0005				
12/11/2008		<0.0005	<0.0005				
12/12/2008	<0.0005					0.0025 (o)	<0.0005
12/13/2008					<0.0005		
4/15/2009		<0.0005			<0.0005		
4/22/2009							<0.0005
4/23/2009	<0.0005		<0.0005			<0.0005	
10/6/2009	<0.0005						
10/8/2009						<0.0005	<0.0005
10/9/2009		<0.0005	<0.0005		<0.0005		
4/27/2010					<0.0005		
4/28/2010							<0.0005
5/3/2010	<0.0005						
5/4/2010		<0.0005	<0.0005			<0.0005	
10/5/2010					<0.0005		
10/7/2010						<0.0005	<0.0005
10/11/2010	<0.0005		<0.0005				
10/12/2010		<0.0005					
4/19/2011					<0.0005		
4/20/2011							<0.0005
4/26/2011			<0.0005			<0.0005	
4/27/2011	<0.0005						
4/28/2011		<0.0005					
10/12/2011					<0.0005		<0.0005
10/18/2011			<0.0005			<0.0005	
10/19/2011	<0.0005	<0.0005					
4/24/2012					<0.0005		
4/30/2012						<0.0005	<0.0005
5/1/2012	<0.0005						
5/2/2012		<0.0005	<0.0005				
10/2/2012	<0.0005						
10/3/2012					<0.0005	<0.0005	<0.0005
10/8/2012			<0.0005				
10/9/2012		<0.0005					
4/8/2013						<0.0005	
4/9/2013					<0.0005		<0.0005
4/10/2013	<0.0005		<0.0005				

ND substitution: RL or RL/2 if <15% NDs.

Time Series

Constituent: Cadmium (mg/L) Analysis Run 8/10/2026 3:48 PM

Plant Bowen Client: Southern Company Data: Bowen 1, 2, 9, & 10

	GWA-50R (bg)	GWC-5	GWC-6	GWC-6RZ	GWC-7Z	GWC-8RR	GWC-8Z
4/11/2013		<0.0005					
10/8/2013			<0.0005		<0.0005		
10/9/2013						<0.0005	<0.0005
10/16/2013	<0.0005	<0.0005					
4/9/2014							<0.0005
4/10/2014					<0.0005	<0.0005	
4/14/2014			<0.0005				
4/22/2014	<0.0005						
4/23/2014		<0.0005					
10/1/2014	<0.0005						
10/2/2014					<0.0005	<0.0005	<0.0005
10/3/2014		0.00033 (J)	<0.0005				
3/30/2015	<0.0005						
3/31/2015		<0.0005					
4/1/2015			<0.0005				
4/2/2015					<0.0005		<0.0005
4/3/2015						<0.0005	
5/26/2015				<0.0005			<0.0005
6/18/2015				<0.0005			<0.0005
7/2/2015				<0.0005			<0.0005
10/8/2015						<0.0005	<0.0005
10/9/2015			<0.0005	<0.0005			
10/10/2015					<0.0005		
10/11/2015	<0.0005						
10/12/2015		<0.0005					
3/22/2016							<0.0005
3/28/2016	<0.0005	0.000102 (J)					
3/29/2016			<0.0005	<0.0005			
3/30/2016						<0.0005	
5/24/2016			<0.0005	<0.0005		<0.0005	
5/25/2016	<0.0005	0.000148 (J)					<0.0005
5/31/2016					<0.0005		
8/1/2016	<0.0005	0.0001 (J)	<0.0005	<0.0005			
8/2/2016					<0.0005	<0.0005	<0.0005
9/26/2016	<0.0005		8E-05 (J)	<0.0005			<0.0005
9/27/2016		0.0001 (J)			<0.0005	<0.0005	
11/11/2016	<0.0005	9E-05 (J)					
11/14/2016				<0.0005			
11/18/2016			8E-05 (J)				
11/21/2016					<0.0005		<0.0005
11/22/2016						<0.0005	
1/30/2017	<0.0005						
1/31/2017		<0.0005					
2/1/2017			<0.0005	<0.0005	9E-05 (J)		
2/3/2017							0.0001 (J)
2/6/2017						<0.0005	
4/3/2017	<0.0005	0.0001 (J)					
4/6/2017			<0.0005	<0.0005	<0.0005	<0.0005	
4/7/2017							<0.0005
6/12/2017	<0.0005	<0.0005					
6/13/2017			<0.0005	<0.0005	<0.0005		0.0002 (J)
6/14/2017						<0.0005	

Time Series

Constituent: Cadmium (mg/L) Analysis Run 8/10/2026 3:48 PM

Plant Bowen Client: Southern Company Data: Bowen 1, 2, 9, & 10

	GWA-50R (bg)	GWC-5	GWC-6	GWC-6RZ	GWC-7Z	GWC-8RR	GWC-8Z
7/14/2017					<0.0005		
10/2/2017	<0.0005						
10/3/2017		<0.0005	<0.0005	<0.0005	<0.0005		<0.0005
10/4/2017						<0.0005	
3/16/2018	<0.0005						
3/19/2018		<0.0005	<0.0005				
3/20/2018				<0.0005	<0.0005		<0.0005
3/21/2018						<0.0005	
9/17/2018		<0.0005	<0.0005	<0.0005			
9/18/2018	<0.0005				<0.0005	<0.0005	<0.0005
3/19/2019	<0.0005						
3/20/2019		<0.0005					
3/21/2019			<0.0005	<0.0005	<0.0005		
3/27/2019						<0.0005	
5/6/2019							<0.0005
9/12/2019	<0.0005						
9/13/2019					<0.0005		
9/16/2019		<0.0005	<0.0005	<0.0005		<0.0005	<0.0005
3/11/2020	<0.0005						
3/12/2020			<0.0005	<0.0005	<0.0005	<0.0005	
3/16/2020		<0.0005					<0.0005
9/15/2020	<0.0005						
9/16/2020		<0.0005	<0.0005	<0.0005	<0.0005		
9/17/2020						<0.0005	<0.0005
3/17/2021	<0.0005	0.00013 (J)	<0.0005	<0.0005	<0.0005	<0.0005	
3/18/2021							<0.0005
8/9/2021	<0.0005	<0.0005					
8/10/2021			<0.0005	<0.0005	<0.0005	<0.0005	<0.0005
2/2/2022	<0.0005	<0.0005	<0.0005	<0.0005	<0.0005	<0.0005	<0.0005
8/16/2022		<0.0005					
8/17/2022	<0.0005		<0.0005	<0.0005	<0.0005	<0.0005	<0.0005
2/16/2023	<0.0005						
2/17/2023			<0.0005	<0.0005			
2/20/2023		<0.0005			<0.0005		<0.0005
2/21/2023						<0.0005	
7/28/2023	<0.0005	<0.0005		<0.0005			
7/31/2023			<0.0005		<0.0005	<0.0005	<0.0005
2/22/2024	<0.0005						
2/26/2024		<0.0005	<0.0005	<0.0005	<0.0005		<0.0005
2/27/2024						<0.0005	
8/8/2024	<0.0005	<0.0005	<0.0005	<0.0005	<0.0005		
8/12/2024						<0.0005	<0.0005
2/27/2025		<0.0005	<0.0005	<0.0005	<0.0005		
2/28/2025	<0.0005						<0.0005
3/4/2025						<0.0005	
9/2/2025	<0.0005			<0.0005			
9/3/2025		<0.0005	<0.0005		<0.0005	<0.0005	<0.0005
2/17/2026	<0.0005						
2/19/2026		<0.0005			<0.0005	<0.0005	<0.0005
2/20/2026			<0.0005	<0.0005			

ND substitution: RL or RL/2 if <15% NDs.

Time Series

Constituent: Cadmium (mg/L) Analysis Run 8/10/2026 3:48 PM

Plant Bowen Client: Southern Company Data: Bowen 1, 2, 9, & 10

	GWC-9	GWC-10	GWC-10R	GWC-11	GWC-11R	GWC-12	GWC-13
8/21/2007		<0.0005	<0.0005	<0.0005	<0.0005	<0.001	<0.0005
8/23/2007	<0.0005						
11/1/2007	<0.0005	<0.0005	<0.0005	<0.0005	<0.0005	<0.001	<0.0005
11/18/2007				<0.0005	<0.0005		
11/19/2007	<0.0005					<0.001	<0.0005
11/20/2007		<0.0005	<0.0005				
1/15/2008	<0.0005						
1/16/2008						<0.001	
1/30/2008		<0.0005	<0.0005	<0.0005	<0.0005		
1/31/2008							<0.0005
3/5/2008				<0.0005		<0.001	<0.0005
3/6/2008	<0.0005	<0.0005	<0.0005		<0.0005		
5/7/2008				<0.0005	<0.0005		
5/8/2008			<0.0005				
5/12/2008		<0.0005					<0.0005
5/13/2008	<0.0005					<0.001	
12/12/2008	<0.0005						
12/13/2008		<0.0005				<0.001	<0.0005
12/14/2008			<0.0005	<0.0005	<0.0005		
4/16/2009	<0.0005					<0.001	
4/28/2009							<0.0005
4/29/2009		<0.0005	<0.0005	<0.0005	<0.0005		
10/13/2009	<0.0005						
10/20/2009		<0.0005					
10/21/2009			<0.0005			<0.001	<0.0005
10/22/2009				<0.0005	<0.0005		
4/21/2010	<0.0005		<0.0005	<0.0005	<0.0005		
4/26/2010		<0.0005					
4/27/2010						<0.001	
4/28/2010							<0.0005
9/28/2010			<0.0005	<0.0005			
9/29/2010	<0.0005	<0.0005			<0.0005		
10/5/2010						<0.001	<0.0005
4/12/2011			<0.0005	<0.0005			
4/13/2011	<0.0005	<0.0005			<0.0005		
4/19/2011						<0.001	<0.0005
10/4/2011			<0.0005	<0.0005	<0.0005		
10/5/2011	<0.0005	<0.0005					
10/12/2011						<0.001	
10/18/2011							<0.0005
4/3/2012			<0.0005	<0.0005			
4/4/2012	<0.0005	<0.0005			<0.0005		
4/24/2012						<0.001	
4/25/2012							<0.0005
10/2/2012						<0.001	<0.0005
10/3/2012		<0.0005		<0.0005	<0.0005		
10/8/2012	<0.0005		<0.0005				
4/2/2013						<0.001	<0.0005
4/3/2013		<0.0005	<0.0005	<0.0005	<0.0005		
4/8/2013	<0.0005						
10/8/2013							<0.0005
10/9/2013	<0.0005			<0.0005	<0.0005	<0.001	

ND substitution: RL or RL/2 if <15% NDs.

Time Series

Constituent: Cadmium (mg/L) Analysis Run 8/10/2026 3:48 PM

Plant Bowen Client: Southern Company Data: Bowen 1, 2, 9, & 10

	GWC-9	GWC-10	GWC-10R	GWC-11	GWC-11R	GWC-12	GWC-13
10/15/2013		<0.0005	<0.0005				
4/1/2014						<0.001	<0.0005
4/2/2014				<0.0005	<0.0005		
4/9/2014	<0.0005	<0.0005	<0.0005				
9/30/2014	<0.0005						
10/1/2014							<0.0005
10/2/2014		<0.0005	<0.0005	<0.0005	<0.0005	<0.001	
4/1/2015				<0.0005	0.00033 (J)	<0.001	<0.0005
4/2/2015	<0.0005	<0.0005	<0.0005				
10/10/2015	<0.0005	<0.0005					
10/11/2015				<0.0005	0.00056 (J)		
10/12/2015			<0.0005				
10/14/2015						0.00025 (J)	
10/15/2015							<0.0005
3/30/2016	<0.0005						
3/31/2016		<0.0005	<0.0005				
4/4/2016				<0.0005	<0.0005	0.000136 (J)	<0.0005
5/26/2016	<0.0005	<0.0005	<0.0005	<0.0005	<0.0005		
5/27/2016						0.000131 (J)	
5/31/2016							<0.0005
8/3/2016			<0.0005	<0.0005		<0.001	
8/4/2016					<0.0005		<0.0005
8/5/2016	<0.0005	<0.0005					
9/28/2016	<0.0005	<0.0005	0.0002 (J)	<0.0005	<0.0005		
9/29/2016							<0.0005
9/30/2016						9E-05 (J)	
11/21/2016	<0.0005						
11/22/2016		<0.0005	<0.0005	<0.0005	<0.0005	<0.001	
11/28/2016							<0.0005
2/6/2017	<0.0005						
2/7/2017		<0.0005	<0.0005				
2/8/2017				<0.0005	<0.0005		
2/9/2017							<0.0005
2/13/2017						0.0001 (J)	
4/6/2017	<0.0005						
4/10/2017		<0.0005	<0.0005	<0.0005	<0.0005		
4/11/2017						0.0003 (J)	
4/12/2017							<0.0005
6/13/2017	<0.0005						
6/14/2017		<0.0005	<0.0005			0.0003 (J)	
6/15/2017				<0.0005	<0.0005		
6/16/2017							<0.0005
10/3/2017	<0.0005						
10/4/2017		<0.0005	<0.0005	<0.0005	<0.0005	0.0002 (J)	
10/9/2017							<0.0005
3/20/2018	<0.0005	<0.0005					
3/21/2018			<0.0005	<0.0005			<0.0005
3/22/2018					<0.0005	0.00032 (J)	
9/18/2018	<0.0005	<0.0005	<0.0005	<0.0005	<0.0005	0.00057 (J)	
9/19/2018							<0.0005
3/21/2019	<0.0005						
3/22/2019		<0.0005	<0.0005				

ND substitution: RL or RL/2 if <15% NDs.

Time Series

Constituent: Cadmium (mg/L) Analysis Run 8/10/2026 3:48 PM

Plant Bowen Client: Southern Company Data: Bowen 1, 2, 9, & 10

	GWC-9	GWC-10	GWC-10R	GWC-11	GWC-11R	GWC-12	GWC-13
3/23/2019				<0.0005	<0.0005	0.00035 (J)	<0.0005
9/16/2019	<0.0005						
9/17/2019		<0.0005	<0.0005	<0.0005	<0.0005	0.00057 (J)	
9/18/2019							<0.0005
3/12/2020	<0.0005	<0.0005	<0.0005	<0.0005	<0.0005	0.00089 (J)	
3/13/2020							<0.0005
9/17/2020	<0.0005	<0.0005	<0.0005				
9/21/2020				<0.0005	<0.0005	0.00025 (J)	
9/22/2020							<0.0005
3/18/2021	<0.0005	<0.0005	<0.0005				<0.0005
3/19/2021				<0.0005	<0.0005	0.00027 (J)	
8/10/2021	<0.0005	<0.0005					
8/11/2021			<0.0005	<0.0005	<0.0005	0.00048 (J)	<0.0005
2/2/2022	<0.0005					0.0012	
2/4/2022		<0.0005	<0.0005	<0.0005	<0.0005		
2/17/2022							<0.0005
4/28/2022						0.00067	
8/17/2022	<0.0005	0.00018 (J)					
8/18/2022			<0.0005	<0.0005	<0.0005	0.00052	<0.0005
2/20/2023		<0.0005	<0.0005	<0.0005	<0.0005		
2/21/2023	<0.0005					0.0004 (J)	
2/22/2023							<0.0005
7/31/2023	<0.0005	<0.0005	<0.0005				
8/1/2023				<0.0005	<0.0005	0.00035 (J)	<0.0005
2/27/2024	<0.0005	<0.0005	<0.0005			0.00071	<0.0005
2/28/2024				<0.0005	<0.0005		
8/12/2024	<0.0005	<0.0005	<0.0005		<0.0005	0.00063	<0.0005
8/13/2024				<0.0005			
2/28/2025	<0.0005	<0.0005					
3/3/2025			<0.0005		<0.0005		<0.0005
3/4/2025				<0.0005		0.00067	
9/3/2025	<0.0005	<0.0005	<0.0005	<0.0005	<0.0005	0.00041 (J)	<0.0005
2/18/2026	<0.0005					0.0005 (J)	
2/19/2026		<0.0005	<0.0005	<0.0005			<0.0005
2/20/2026					<0.0005		

ND substitution: RL or RL/2 if <15% NDs.

Time Series

Constituent: Cadmium (mg/L) Analysis Run 8/10/2026 3:48 PM

Plant Bowen Client: Southern Company Data: Bowen 1, 2, 9, & 10

	GWC-13RZ	GWC-14Z	GWC-15R	GWC-15Z	GWC-44	GWC-45	GWC-45R
8/21/2007	<0.0005						
8/23/2007			<0.0005				
8/24/2007		<0.0005		<0.0005		<0.0005	<0.0005
10/23/2007						<0.0005	<0.0005
11/1/2007	<0.0005						
11/2/2007		<0.0005	<0.0005	<0.0005			
11/17/2007		<0.0005	<0.0005				
11/18/2007				<0.0005		<0.0005	<0.0005
11/19/2007	<0.0005						
1/15/2008		<0.0005	<0.0005	<0.0005		<0.0005	<0.0005
1/31/2008	<0.0005						
3/5/2008	<0.0005	<0.0005				<0.0005	<0.0005
3/6/2008			<0.0005				
3/10/2008				<0.0005			
5/7/2008	<0.0005	<0.0005	<0.0005				
5/12/2008							<0.0005
5/13/2008				<0.0005			
5/14/2008						<0.0005	
12/2/2008		<0.0005	<0.0005	<0.0005		<0.0005	<0.0005
12/12/2008	<0.0005						
4/16/2009		<0.0005					
4/28/2009			<0.0005	<0.0005		<0.0005	<0.0005
4/29/2009	<0.0005						
10/13/2009							<0.0005
10/19/2009			<0.0005				
10/20/2009		<0.0005		<0.0005		<0.0005	
10/21/2009	<0.0005						
4/20/2010		<0.0005				<0.0005	
4/21/2010							<0.0005
4/27/2010			<0.0005	<0.0005			
4/28/2010	<0.0005						
9/28/2010						<0.0005	
9/29/2010		<0.0005					
10/4/2010			<0.0005				<0.0005
10/5/2010				<0.0005			
10/6/2010	<0.0005						
4/12/2011		<0.0005				<0.0005	
4/18/2011			<0.0005				<0.0005
4/19/2011				<0.0005			
4/20/2011	<0.0005						
10/4/2011		<0.0005				<0.0005	
10/5/2011							<0.0005
10/12/2011	<0.0005		<0.0005	<0.0005			
4/3/2012						<0.0005	
4/4/2012		<0.0005					
4/23/2012			<0.0005				
4/25/2012	<0.0005			<0.0005			
5/3/2012							<0.0005
10/2/2012	<0.0005						
10/10/2012		<0.0005	<0.0005	<0.0005			
10/15/2012						<0.0005	<0.0005
4/2/2013	<0.0005						

ND substitution: RL or RL/2 if <15% NDs.

Time Series

Constituent: Cadmium (mg/L) Analysis Run 8/10/2026 3:48 PM

Plant Bowen Client: Southern Company Data: Bowen 1, 2, 9, & 10

	GWC-13RZ	GWC-14Z	GWC-15R	GWC-15Z	GWC-44	GWC-45	GWC-45R
4/15/2013		<0.0005	<0.0005				
4/16/2013				<0.0005		<0.0005	<0.0005
10/8/2013	<0.0005						
10/22/2013		<0.0005	<0.0005	<0.0005		<0.0005	<0.0005
4/1/2014	<0.0005						
4/21/2014		<0.0005	<0.0005	<0.0005			
4/23/2014						<0.0005	<0.0005
9/30/2014		<0.0005	<0.0005	<0.0005			
10/1/2014	<0.0005					<0.0005	0.00037 (J)
3/31/2015	<0.0005						
4/3/2015		<0.0005	<0.0005	<0.0005		<0.0005	<0.0005
10/6/2015				<0.0005			
10/7/2015		<0.0005	0.00028 (J)			<0.0005	
10/9/2015							<0.0005
10/14/2015	<0.0005						
3/16/2016					<0.0005	<0.0005	0.000113 (J)
4/4/2016	<0.0005						
4/5/2016		<0.0005	0.000194 (J)	<0.0005			
5/16/2016					<0.0005	<0.0005	<0.0005
5/31/2016			0.000206 (J)	<0.0005			
6/1/2016	<0.0005	<0.0005					
7/25/2016					<0.0005	<0.0005	<0.0005
8/4/2016			<0.0005				
8/9/2016		<0.0005					
9/19/2016					<0.0005	<0.0005	<0.0005
9/29/2016			0.0002 (J)				
11/3/2016					<0.0005		<0.0005
11/4/2016						<0.0005	
11/23/2016			0.0001 (J)	<0.0005			
11/28/2016		<0.0005					
1/19/2017					<0.0005		
1/20/2017							<0.0005
1/23/2017						<0.0005	
2/9/2017		0.0001 (J)					
2/10/2017			<0.0005	<0.0005			
2/22/2017	<0.0005						
3/28/2017					<0.0005		
3/29/2017						<0.0005	<0.0005
4/11/2017	<0.0005	<0.0005		<0.0005			
4/12/2017			<0.0005				
6/5/2017					8E-05 (J)		
6/7/2017						<0.0005	<0.0005
6/14/2017		<0.0005					
6/15/2017			<0.0005	<0.0005			
6/16/2017	<0.0005						
7/12/2017	<0.0005	<0.0005		<0.0005			
7/26/2017				<0.0005			
7/28/2017	<0.0005						
8/10/2017	<0.0005						
9/26/2017					<0.0005		
9/27/2017						<0.0005	<0.0005
10/5/2017		<0.0005					

ND substitution: RL or RL/2 if <15% NDs.

Time Series

Constituent: Cadmium (mg/L) Analysis Run 8/10/2026 3:48 PM

Plant Bowen Client: Southern Company Data: Bowen 1, 2, 9, & 10

	GWC-13RZ	GWC-14Z	GWC-15R	GWC-15Z	GWC-44	GWC-45	GWC-45R
10/6/2017	<0.0005		<0.0005	<0.0005			
3/15/2018					<0.0005	<0.0005	<0.0005
3/22/2018		<0.0005					
3/23/2018	<0.0005		<0.0005	<0.0005			
9/12/2018					<0.0005		
9/13/2018						<0.0005	<0.0005
9/19/2018		<0.0005	<0.0005	<0.0005			
9/20/2018	<0.0005						
3/14/2019					<0.0005	<0.0005	<0.0005
3/22/2019	<0.0005	<0.0005		<0.0005			
3/25/2019			<0.0005				
9/11/2019					<0.0005	<0.0005	<0.0005
9/17/2019		<0.0005	<0.0005	<0.0005			
9/19/2019	<0.0005						
3/10/2020					<0.0005	<0.0005	<0.0005
3/13/2020		<0.0005	<0.0005	<0.0005			
3/17/2020	<0.0005						
9/11/2020						<0.0005	<0.0005
9/15/2020					<0.0005		
9/21/2020		<0.0005	<0.0005	<0.0005			
9/22/2020	<0.0005						
3/11/2021					<0.0005	<0.0005	<0.0005
3/18/2021		<0.0005	<0.0005	<0.0005			
3/19/2021	<0.0005						
8/4/2021					<0.0005		
8/6/2021						<0.0005	<0.0005
8/11/2021		<0.0005	<0.0005	<0.0005			
8/12/2021	<0.0005						
1/31/2022					<0.0005		
2/1/2022						<0.0005	<0.0005
2/4/2022	<0.0005	<0.0005	<0.0005				
2/7/2022				<0.0005			
8/12/2022						<0.0005	<0.0005
8/15/2022					<0.0005		
8/18/2022		<0.0005					
8/19/2022	<0.0005		<0.0005	<0.0005			
2/14/2023					<0.0005		
2/15/2023						<0.0005	<0.0005
2/22/2023	<0.0005	<0.0005	<0.0005	<0.0005			
7/26/2023					<0.0005	<0.0005	<0.0005
8/1/2023		<0.0005		<0.0005			
8/2/2023	<0.0005		<0.0005				
2/20/2024					<0.0005	<0.0005	<0.0005
2/28/2024	<0.0005	<0.0005	<0.0005	<0.0005			
8/5/2024						<0.0005	<0.0005
8/6/2024					<0.0005		
8/13/2024	<0.0005	<0.0005	<0.0005	<0.0005			
2/26/2025					<0.0005	<0.0005	<0.0005
3/3/2025		<0.0005	<0.0005	<0.0005			
3/4/2025	<0.0005						
8/28/2025					<0.0005		
9/2/2025						<0.0005	<0.0005

ND substitution: RL or RL/2 if <15% NDs.

Time Series

Constituent: Cadmium (mg/L) Analysis Run 8/10/2026 3:48 PM

Plant Bowen Client: Southern Company Data: Bowen 1, 2, 9, & 10

	GWC-13RZ	GWC-14Z	GWC-15R	GWC-15Z	GWC-44	GWC-45	GWC-45R
9/4/2025	<0.0005	<0.0005	<0.0005	<0.0005			
2/16/2026					<0.0005		
2/17/2026						<0.0005	<0.0005
2/20/2026	<0.0005						
2/24/2026		<0.0005	<0.0005	<0.0005			

ND substitution: RL or RL/2 if <15% NDs.

Time Series

Constituent: Cadmium (mg/L) Analysis Run 8/10/2026 3:48 PM

Plant Bowen Client: Southern Company Data: Bowen 1, 2, 9, & 10

	GWC-46R	GWC-47	GWC-47R	GWC-48	GWC-49R	GWC-49Z
3/10/2016	<0.0005	<0.0005	<0.0005	0.000148 (J)		
3/17/2016					<0.0005	<0.0005
5/17/2016	<0.0005			0.000251 (J)		
5/18/2016		<0.0005	<0.0005		<0.0005	<0.0005
7/26/2016	<0.0005					
7/27/2016		<0.0005	<0.0005	0.0002 (J)	<0.0005	
7/28/2016						<0.0005
9/20/2016	<0.0005	8E-05 (J)	<0.0005	0.0002 (J)		
9/21/2016					<0.0005	9E-05 (J)
11/4/2016	<0.0005		<0.0005	0.0001 (J)	<0.0005	
11/7/2016		<0.0005				0.0001 (J)
1/20/2017	<0.0005		<0.0005			
1/23/2017		<0.0005		<0.001		
1/24/2017					<0.0005	0.0002 (J)
3/28/2017	<0.0005			0.0001 (J)		
3/29/2017		<0.0005	<0.0005		<0.0005	
3/30/2017						0.0002 (J)
6/7/2017	<0.0005					
6/8/2017		<0.0005	<0.0005	0.0002 (J)	<0.0005	
6/9/2017						0.0002 (J)
9/27/2017		<0.0005	<0.0005			
9/29/2017	<0.0005			0.0002 (J)	<0.0005	0.0002 (J)
3/15/2018	<0.0005	9.3E-05 (J)		0.00018 (J)	<0.0005	0.0001 (J)
3/16/2018			<0.0005			
9/13/2018	<0.0005	<0.0005	<0.0005	0.00012 (J)	<0.0005	
9/14/2018						<0.0005
3/15/2019		0.00015 (J)		0.00018 (J)		
3/18/2019	<0.0005				<0.0005	
3/19/2019			<0.0005			<0.0005
9/11/2019	<0.0005		<0.0005	0.00024 (J)	<0.0005	<0.0005
9/12/2019		<0.0005				
3/9/2020		0.00015 (J)	<0.0005	0.00016 (J)		<0.0005
3/10/2020	<0.0005					
3/11/2020					<0.0005	
9/11/2020					<0.0005	
9/14/2020	<0.0005	0.00014 (J)		0.00019 (J)		<0.0005
9/15/2020			<0.0005			
3/11/2021	<0.0005	0.00018 (J)	<0.0005	0.00021 (J)		
3/15/2021					<0.0005	<0.0005
8/4/2021				0.0002 (J)		
8/5/2021	<0.0005	<0.0005	<0.0005			<0.0005
8/11/2021					<0.0005	
1/31/2022	<0.0005			0.0002 (J)		
2/1/2022		0.00014 (J)	<0.0005		<0.0005	<0.0005
8/15/2022	<0.0005	<0.0005	0.00016 (J)	0.00022 (J)	<0.0005	<0.0005
2/14/2023	<0.0005				<0.0005	<0.0005
2/15/2023		<0.0005	<0.0005	0.00015 (J)		
7/26/2023	<0.0005			0.00033 (J)		
7/27/2023		0.00017 (J)	<0.0005		<0.0005	<0.0005
2/21/2024	<0.0005	0.0002 (J)	<0.0005	0.00027 (J)	<0.0005	<0.0005
8/5/2024	<0.0005	0.00019 (J)	<0.0005	0.00021 (J)		
8/6/2024					<0.0005	<0.0005

ND substitution: RL or RL/2 if <15% NDs.

Time Series

Constituent: Cadmium (mg/L) Analysis Run 8/10/2026 3:48 PM

Plant Bowen Client: Southern Company Data: Bowen 1, 2, 9, & 10

	GWC-46R	GWC-47	GWC-47R	GWC-48	GWC-49R	GWC-49Z
2/26/2025	<0.0005	0.00017 (J)	<0.0005	0.0003 (J)	<0.0005	<0.0005
8/28/2025		0.00013 (J)				
8/29/2025	<0.0005			0.00027 (J)	<0.0005	<0.0005
9/2/2025			<0.0005			
9/24/2025	<0.0005					
2/16/2026	<0.0005					
2/17/2026		0.00014 (J)	<0.0005	0.00025 (J)	<0.0005	<0.0005

Time Series

Constituent: Calcium (mg/L) Analysis Run 8/10/2026 3:48 PM

Plant Bowen Client: Southern Company Data: Bowen 1, 2, 9, & 10

	GWA-1 (bg)	GWA-2 (bg)	GWA-2R (bg)	GWA-3A (bg)	GWA-4RZ (bg)	GWA-39RZ (bg)	GWA-39Z (bg)
3/14/2016							20
3/22/2016	32.6						
3/23/2016		54.1	46.5	2.05			
5/11/2016							9.76
5/19/2016	33.4		24.6				
5/20/2016		23.9					
5/23/2016				1.29			
7/19/2016							3.04
7/29/2016	26	25.3	14.9	1.29			
9/15/2016							4.78
9/22/2016			15	1.51			
9/23/2016	28.8	26.6					
11/2/2016							2.46
11/9/2016	27.9	16.1					
11/10/2016			12.6	1.54			
1/18/2017							5.46
1/30/2017	29.2						
1/31/2017		5.68	16.5	1.34			
2/21/2017						31.7	
2/22/2017					54.7		
3/27/2017						31.9	
3/28/2017							13
3/30/2017	30	25.2		1.31			
4/3/2017			16.6				
4/7/2017					46.8		
6/7/2017							17
6/8/2017						35	
6/9/2017	30.9		17.8				
6/12/2017		34.2		1.4			
6/14/2017					52.4		
7/12/2017					51.1		
7/17/2017						35.9	
7/20/2017					47.5		
7/27/2017						34.9	
7/28/2017					44		
8/9/2017					48.3	33.7	
8/24/2017					41.9		
9/26/2017							24.9
9/29/2017						33.4	
10/2/2017	31.5	1.69	20.6				
10/3/2017					47.7		
10/4/2017				1.13			
12/28/2017							17.9
3/14/2018							26.4
3/16/2018	28.5		33			32.6	
3/19/2018		63		1.2			
3/21/2018					47.5		
9/12/2018							25.1
9/14/2018		2.4	22.8 (J)			29.2	
9/17/2018	30.8			0.95			
9/18/2018					48.1		
3/14/2019						33	

Time Series

Constituent: Calcium (mg/L) Analysis Run 8/10/2026 3:48 PM

Plant Bowen Client: Southern Company Data: Bowen 1, 2, 9, & 10

	GWA-1 (bg)	GWA-2 (bg)	GWA-2R (bg)	GWA-3A (bg)	GWA-4RZ (bg)	GWA-39RZ (bg)	GWA-39Z (bg)
3/15/2019							20.3 (J)
3/19/2019			59.2				
3/20/2019	30.1	4.3		0.96			
3/21/2019					49.9		
9/9/2019							11.3
9/11/2019						33.8	
9/12/2019	31.9	1.8					
9/13/2019			27	0.94	49.9		
3/9/2020						35.6	3.2
3/11/2020	31.8	66.6	46.8	1			
3/12/2020					54.2		
9/10/2020							1
9/15/2020	30.8	18.4	21.4				
9/16/2020						34.9	
9/17/2020					48.4		
3/12/2021							11
3/16/2021	34.6		26.7		53.7	32.4	
3/17/2021		40.4					
3/29/2021				19			
8/4/2021							10.6
8/6/2021						33	
8/9/2021	32	41	31.5	19.4			
8/10/2021					56.5		
1/31/2022							12.7
2/1/2022	34.1	48	34.1				
2/2/2022				22.6		32.6	
2/3/2022					57.7		
8/10/2022							8.7
8/16/2022	34	39.5	37.9	22.2		32	
8/17/2022					54.7		
2/13/2023							12.8
2/14/2023						31.4	
2/16/2023	33.3	60.5	51.6				
2/17/2023				22.4	59.4		
7/25/2023						35.7	
7/26/2023							12.5
7/27/2023	29.1	23.3	28				
7/28/2023					43		
8/1/2023				22.6			
2/19/2024						34.8	10.8
2/22/2024	31.8	45.6		22.9			
2/26/2024			30.6				
2/27/2024					63.1		
8/1/2024						33.9	11.5
8/6/2024			25.5				
8/7/2024	31.6	32.3					
8/8/2024				23	56.4		
2/25/2025							17.4
2/26/2025				19.9		35.4	
2/27/2025	33.4	41.7	66.7				
2/28/2025					56.6		
8/28/2025						33.4	11.6

Time Series

Constituent: Calcium (mg/L) Analysis Run 8/10/2026 3:48 PM

Plant Bowen Client: Southern Company Data: Bowen 1, 2, 9, & 10

	GWA-1 (bg)	GWA-2 (bg)	GWA-2R (bg)	GWA-3A (bg)	GWA-4RZ (bg)	GWA-39RZ (bg)	GWA-39Z (bg)
9/2/2025	35	35.4	25.2	22.5			
9/3/2025					55.3		
2/17/2026				24.1			
2/18/2026	33.8	34.4	23.4		60.4	37	13

Time Series

Constituent: Calcium (mg/L) Analysis Run 8/10/2026 3:48 PM

Plant Bowen Client: Southern Company Data: Bowen 1, 2, 9, & 10

	GWA-40 (bg)	GWA-41 (bg)	GWA-41R (bg)	GWA-42 (bg)	GWA-43 (bg)	GWA-43R (bg)	GWA-50 (bg)
3/11/2016				31	13	30	
3/15/2016	24	24	38				
3/28/2016							3.89
5/11/2016	22.1						
5/12/2016		15.5					
5/13/2016			36		18.7 (O)	27.8	
5/16/2016				32			
5/23/2016							2.16
7/19/2016					12	25.3	
7/20/2016		16.5					
7/21/2016	19.3		33.5				
7/22/2016				28.5			
8/1/2016							1.37
9/15/2016	18.2	6.1					
9/16/2016					8.48	27.5	
9/19/2016				28.6			
9/21/2016			31.9				
9/26/2016							1.86
11/2/2016					11.4	26.2	
11/3/2016	18.2	13.7	28.9	26.6			
11/10/2016							1.86
1/17/2017	22		31.4	28.7			
1/18/2017		13.1			6.81	26.6	
1/30/2017							2.86
3/24/2017	21.1	17.3					
3/27/2017			31.7	30.4			
3/28/2017					5.61	29	
4/7/2017							2.34
5/24/2017	23.5						
6/6/2017		29.1	42.9		4.99	29.3	
6/7/2017				31.3			
6/12/2017							1.87
9/22/2017					4.24	32.2	
9/25/2017		17.6	29.3				
9/26/2017	24.1			29.5			
10/2/2017							2.53
12/28/2017						29	
3/14/2018	25.7	39.6	41.4	32.6	3.6		
3/15/2018						28	
3/16/2018							1.8
9/12/2018	18.4 (J)	14.2 (J)	29		3.7	28.7	
9/14/2018				30.5			
9/17/2018							2.3
3/13/2019	23.8 (J)				2.9	29.2	
3/14/2019		22.7 (J)	31.9	32			
3/19/2019							4.2
9/9/2019	15.4						
9/10/2019		6	29.6	34			
9/11/2019					3.2	29.5	
9/13/2019							1.9
3/6/2020		29.2		38			
3/9/2020	29.4		25.5		2.6	31.7	

Time Series

Constituent: Calcium (mg/L) Analysis Run 8/10/2026 3:48 PM

Plant Bowen Client: Southern Company Data: Bowen 1, 2, 9, & 10

	GWA-40 (bg)	GWA-41 (bg)	GWA-41R (bg)	GWA-42 (bg)	GWA-43 (bg)	GWA-43R (bg)	GWA-50 (bg)
3/11/2020							1.6
9/10/2020		13.5	22.9	31.1			
9/11/2020	17.7				9		
9/14/2020						31	
9/16/2020							1.7
3/10/2021	22.8		40.3				
3/11/2021		25.9		34.8	2.1	31.2	
3/17/2021							1.4
8/4/2021	17.1	15.7	38.5	34			
8/5/2021						29	
8/6/2021					4		
8/9/2021							1.5
1/31/2022	18.5	14.5	39.3	37.3	2.2	30.6	
2/1/2022							1.5
8/10/2022				40.5		33.1	
8/11/2022		16.2	39.7		4.8		
8/12/2022	18.5						
8/16/2022							1.6
2/13/2023	18.4	26.9	38.6	35.7		28.5	
2/14/2023					2.2		
2/16/2023							1.4
7/25/2023		10.8	36.7		2.2	34.2	
7/26/2023	18			35.7			
7/28/2023							1.3
2/19/2024	22.1	24.9	44.9				
2/20/2024				39.4	2	31.4	
2/22/2024							1.7
8/1/2024	19	8.5	40	36.9			
8/2/2024					2	32.8	
8/8/2024							1.7
2/25/2025	26.3	31.7	34	38.9	1.6	23.2	
2/27/2025							1.4
8/27/2025	16.7		37.5				
8/28/2025		7.5		40.9	1.8	36.6	
9/2/2025							1.5
2/16/2026	18.4	10.6	42.6	37.9	2.3	32.9	
2/17/2026							1.6

Time Series

Constituent: Calcium (mg/L) Analysis Run 8/10/2026 3:48 PM

Plant Bowen Client: Southern Company Data: Bowen 1, 2, 9, & 10

	GWA-50R (bg)	GWC-5	GWC-6	GWC-6RZ	GWC-7Z	GWC-8RR	GWC-8Z
3/22/2016							25.1
3/28/2016	7.04	4.29					
3/29/2016			13.8	11.1			
3/30/2016						22.2	
5/24/2016			14.8	12.6		25.2	
5/25/2016	13.5	7.15					23.7
5/31/2016					25.7		
8/1/2016	2.2	3.35	2.22	2.2			
8/2/2016					22.9	20.8	21.5
9/26/2016	5.72		13.3	11.8			21.4
9/27/2016		2.89			22.2	23.1	
11/11/2016	2.5	3.33					
11/14/2016				11.3			
11/18/2016			12.4				
11/21/2016					22.1		21
11/22/2016						22.3	
1/30/2017	2.01						
1/31/2017		3.21					
2/1/2017			13.3	12.6	21.7		
2/3/2017							20
2/6/2017						21.4	
4/3/2017	6.26	2.57					
4/6/2017			13.4	9.84	21.4	21.1	
4/7/2017							43.7 (o)
6/12/2017	7.44	6.22					
6/13/2017			14.6	13	24.4		21.5
6/14/2017						22.1	
7/14/2017					24.8		
10/2/2017	6.55						
10/3/2017		2.45	13.9	13.7	23.6		22.8
10/4/2017						23.1	
3/16/2018	2.6						
3/19/2018		3.3	14.4 (J)				
3/20/2018				11.5 (J)	22.9 (J)		20.3 (J)
3/21/2018						22.5 (J)	
9/17/2018		2	12.4 (J)	11 (J)			
9/18/2018	1.3				20.8 (J)	20.8 (J)	15.5 (J)
3/19/2019	4.6						
3/20/2019		2.7					
3/21/2019			14.9 (J)	8.3	25.2		
3/27/2019						20.6 (J)	
5/6/2019							20 (J)
9/12/2019	3.7						
9/13/2019					24.6		
9/16/2019		2.8	13.5	9.5		23	20.3
3/11/2020	1.2						
3/12/2020			16.2	9.3	26.4	21.8	
3/16/2020		12.1					19.4
9/15/2020	0.94 (J)						
9/16/2020		2.8	14.3	8.8	24.4		
9/17/2020						21.4	18.1
3/17/2021	5.4	3	14.1	9.5	23.9	22.4	

Time Series

Constituent: Calcium (mg/L) Analysis Run 8/10/2026 3:48 PM

Plant Bowen Client: Southern Company Data: Bowen 1, 2, 9, & 10

	GWA-50R (bg)	GWC-5	GWC-6	GWC-6RZ	GWC-7Z	GWC-8RR	GWC-8Z
3/18/2021							9.6
8/9/2021	1.7	2.6					
8/10/2021			14.7	9.9	26.2	23.5	20
2/2/2022	0.93 (J)	3.7	15.5	10.5	26.9	23.9	20.8
8/16/2022		3.7					
8/17/2022	3.8		15.8	10	27.2	24	10.4
2/16/2023	0.81 (J)						
2/17/2023			15.2	9.7			
2/20/2023		3.5			26.1		18.5
2/21/2023						18	
7/28/2023	0.6 (J)	1.9		7.1			
7/31/2023			14.6		23.6	23	20.8
2/22/2024	0.78 (J)						
2/26/2024		3.9	15.5	9.7	25.9		20
2/27/2024						24.2	
8/8/2024	0.72 (J)	1.8	15.9	9.1	23.8		
8/12/2024						23.8	20.9
2/27/2025		3.6	15.4	9.8	24.3		
2/28/2025	0.81 (J)						19.2
3/4/2025						22.2	
9/2/2025	0.61			8.6			
9/3/2025		1.3	14.1		24.6	23.3	20
2/17/2026	0.8						
2/19/2026		1.8			24.9	24.4	23.3
2/20/2026			16.1	10.1			
5/13/2026		1.3 (R)					

Time Series

Constituent: Calcium (mg/L) Analysis Run 8/10/2026 3:48 PM

Plant Bowen Client: Southern Company Data: Bowen 1, 2, 9, & 10

	GWC-9	GWC-10	GWC-10R	GWC-11	GWC-11R	GWC-12	GWC-13
3/30/2016	9.07						
3/31/2016		36.4	45				
4/4/2016				21.3	27.9	8.63	36.9
5/26/2016	15.8	37.6	41.7	22.5	28.7		
5/27/2016						9.07	
5/31/2016							43.9
8/3/2016			35.2	17.5		6.82	
8/4/2016					18.6		45
8/5/2016	20.5	30.7					
9/28/2016	24.9	32.4	39.2	24.1	17.7		
9/29/2016							60.5
9/30/2016						8.8	
11/21/2016	23.4						
11/22/2016		31.4	37.2	15.7	20.2	8.08	
11/28/2016							54.7
2/6/2017	1.7						
2/7/2017		30.1	38.4				
2/8/2017				18.3	24.3		
2/9/2017							61
2/13/2017						8.51	
4/6/2017	1.6						
4/10/2017		23.6	38.7	18.5	29		
4/11/2017						7.5	
4/12/2017							52.3
6/13/2017	3.82						
6/14/2017		34.6	40.8			7.82	
6/15/2017				21	29		
6/16/2017							62.3
10/3/2017	9.77						
10/4/2017		35.2	40.1	9.4	23.9	8.32	
10/9/2017							58.6
3/20/2018	1.4	12 (J)					
3/21/2018			43.3	19.7 (J)			40.9
3/22/2018					27.5	7.5	
9/18/2018	3.3	36.7	45.4	17.6 (J)	26.3	8.2	
9/19/2018							45.9
3/21/2019	4.8						
3/22/2019		15.4 (J)	37.2				
3/23/2019				7.8	28.3	7.5	29.6
9/16/2019	12						
9/17/2019		36.7	40.5	16.8	27.6	7.8	
9/18/2019							40.7
3/12/2020	1.8	18.6	43.2	8	32.5	8.1	
3/13/2020							33
9/17/2020	18.3	32.6	39				
9/21/2020				17.7	26	8	
9/22/2020							43.1
3/18/2021	1.9	27	43.8				30.8
3/19/2021				19.7	31.3	7.8	
8/10/2021	1.9	29.4					
8/11/2021			44.3	9.1	33.2	8.4	28.4
2/2/2022	2.2					8.4	

Time Series

Constituent: Calcium (mg/L) Analysis Run 8/10/2026 3:48 PM

Plant Bowen Client: Southern Company Data: Bowen 1, 2, 9, & 10

	GWC-9	GWC-10	GWC-10R	GWC-11	GWC-11R	GWC-12	GWC-13
2/4/2022		21.3	46.3	19.2	34.8		
2/17/2022							29.3
8/17/2022	2.5	36.7					
8/18/2022			48.5	10.2	36.9	9.2	33
2/20/2023		9	46.2	7.4	32.5		
2/21/2023	2.3					7.9	
2/22/2023							26.3
7/31/2023	11.6	33.7	42.5				
8/1/2023				23.1	30	7.8	33.5
2/27/2024	2.6	23.3	44.4			8.4	33.2
2/28/2024				20.2	33.7		
8/12/2024	11.6	37	46.6		32	8.2	35.6
8/13/2024				9.2			
2/28/2025	3.5	19.9					
3/3/2025			41.8		33.2		31
3/4/2025				18.9		7.9	
9/3/2025	23.1	36.1	44.3	21	29.4	7.6	39.5
2/18/2026	26.3					9.6	
2/19/2026		35.3	44.2	20.6			40.6
2/20/2026					32.9		

Time Series

Constituent: Calcium (mg/L) Analysis Run 8/10/2026 3:48 PM

Plant Bowen Client: Southern Company Data: Bowen 1, 2, 9, & 10

	GWC-13RZ	GWC-14Z	GWC-15R	GWC-15Z	GWC-44	GWC-45	GWC-45R
3/16/2016					5.5	0.8	36
4/4/2016	26.5						
4/5/2016		35.7	37.7	12.2			
5/16/2016					4.3	0.877	37.4
5/31/2016			38.4	8.24			
6/1/2016	26.6	28.2					
7/25/2016					1.41	0.781	30.2
8/4/2016			28.6				
8/9/2016		43					
9/19/2016					1.01	0.775	32.3
9/29/2016			31.4				
11/3/2016					0.884		29.3
11/4/2016						0.792	
11/23/2016			62.5 (O)	24.5			
11/28/2016		24.8					
1/19/2017					1.41		
1/20/2017							28.7
1/23/2017						0.782	
2/9/2017		21.2					
2/10/2017			31.2	23.8			
2/22/2017	51.6						
3/28/2017					4.23		
3/29/2017						0.756	34.9
4/11/2017	45.2	21.1		25.7			
4/12/2017			34.1				
6/5/2017					10.1		
6/7/2017						0.944	30.9
6/14/2017		20.6					
6/15/2017			34.2	24.8			
6/16/2017	47.5						
7/12/2017	51.6	17.7		27.7			
7/26/2017				25.6			
7/28/2017	46						
8/10/2017	52.2						
9/26/2017					4.14		
9/27/2017						0.773	34.2
10/5/2017		20.1					
10/6/2017	42.2		35.4	24.7			
3/15/2018					9	0.77	34.6
3/22/2018		18.6 (J)					
3/23/2018	41.4		35.6	24.3 (J)			
9/12/2018					4.1		
9/13/2018						0.79	36.1
9/19/2018		20 (J)	35.7	23.7 (J)			
9/20/2018	47.5						
3/14/2019					17.2 (J)	0.9	37
3/22/2019	40.5	16.7 (J)		21.3 (J)			
3/25/2019			35.6				
9/11/2019					7.1	0.83	37.2
9/17/2019		11.4	39.5	22.1			
9/19/2019	42.9						
3/10/2020					16.9	0.89 (J)	43.5

Time Series

Constituent: Calcium (mg/L) Analysis Run 8/10/2026 3:48 PM

Plant Bowen Client: Southern Company Data: Bowen 1, 2, 9, & 10

	GWC-13RZ	GWC-14Z	GWC-15R	GWC-15Z	GWC-44	GWC-45	GWC-45R
3/13/2020		17	41	24.2			
3/17/2020	44.9						
9/11/2020						0.81 (J)	35.3
9/15/2020					8.3		
9/21/2020		13.1	36.5	22.6			
9/22/2020	47.7						
3/11/2021					11.9	0.93 (J)	43.1
3/18/2021		13	42.1	27.4			
3/19/2021	43						
8/4/2021					12.5		
8/6/2021						0.94 (J)	40.6
8/11/2021		14.3	38.6	25.4			
8/12/2021	43.1						
1/31/2022					11.2		
2/1/2022						1.1	43.9
2/4/2022	43.9	14.3	41.7				
2/7/2022				26.1			
8/12/2022						1.1	43.3
8/15/2022					10.6		
8/18/2022		14.7					
8/19/2022	47.3		40.4	28.1			
2/14/2023					12.5		
2/15/2023						1	47.5
2/22/2023	40.1	14.3	38.1	24.4			
7/26/2023					3.6	0.97 (J)	45.7
8/1/2023		12.5		24.5			
8/2/2023	40.6		34.6				
2/20/2024					7.6	1	41.5
2/28/2024	43.6	13	34	25.6			
8/5/2024						0.98 (J)	41.3
8/6/2024					2.1		
8/13/2024	40.8	12.1	30.3	25			
2/26/2025					7.3	1	40.3
3/3/2025		12.5	26.6	24.4			
3/4/2025	40.1						
8/28/2025					1.6		
9/2/2025						0.91	41.1
9/4/2025	40.8	10.8	28.2	24.5			
2/16/2026					1.7		
2/17/2026						1.1	43.1
2/20/2026	42.3						
2/24/2026		12.5	30.4	27.2			

Time Series

Constituent: Calcium (mg/L) Analysis Run 8/10/2026 3:48 PM

Plant Bowen Client: Southern Company Data: Bowen 1, 2, 9, & 10

	GWC-46R	GWC-47	GWC-47R	GWC-48	GWC-49R	GWC-49Z
3/10/2016	50	26	25	12		
3/17/2016					24	6.4 (o)
5/17/2016	50.5			3.25		
5/18/2016		26.2	27.6		27.7	4.63 (o)
7/26/2016	40.7					
7/27/2016		19.3	23.9	3.2	21.7	
7/28/2016						2.25
9/20/2016	38.8	25.3	28.9	2.72		
9/21/2016					24.9	1.86
11/4/2016	40.7		32.1	1.69	23.6	
11/7/2016		23.6				1.65
1/20/2017	38.8		31.8			
1/23/2017		25.1		<0.5		
1/24/2017					23	1.62
3/28/2017	48.3			1.72		
3/29/2017		28.9	34.6		27.5	
3/30/2017						1.27
6/7/2017	43.4					
6/8/2017		25.6	34	3.11	27.1	
6/9/2017						1.18
9/27/2017		23.8	30.8			
9/29/2017	46.6			2.71	25.3	0.967
3/15/2018	46.2	21.6 (J)		3.5	24.4 (J)	0.81
3/16/2018			30.2			
9/13/2018	45.3	23.8 (J)	30.9	2.5	22.8 (J)	
9/14/2018						0.7
3/15/2019		20.4 (J)		4.4		
3/18/2019	46.1				31	
3/19/2019			28.4			1.1
9/11/2019	43.1		33.3	2.9	24.3	0.78
9/12/2019		21.1				
3/9/2020		22.3	35	4.5		0.87 (J)
3/10/2020	51.6					
3/11/2020					27.1	
9/11/2020					24.7	
9/14/2020	40.2	20.9		3.5		0.65 (J)
9/15/2020			31.6			
3/11/2021	45.2	21.1	31.8	5.9		
3/15/2021					24.7	0.69 (J)
8/4/2021				2.8		
8/5/2021	43.7	20.4	29			0.67 (J)
8/11/2021					27.4	
1/31/2022	39.9			2.8		
2/1/2022		21.3	29.4		26	0.62 (J)
8/15/2022	38.7	33.7	22.3	5.6	25.4	0.7 (J)
2/14/2023	41.1				24.3	0.65 (J)
2/15/2023		20.5	31.6	3		
7/26/2023	37.7			3.8		
7/27/2023		17.3	27.9		21.8	0.61 (J)
2/21/2024	39.6	22.1	28.7	4.2	26.4	0.67 (J)
8/5/2024	40.4	24.9	35.3	5.1		
8/6/2024					26.5	0.63 (J)

ND substitution: RL or RL/2 if <15% NDs.

Time Series

Constituent: Calcium (mg/L) Analysis Run 8/10/2026 3:48 PM

Plant Bowen Client: Southern Company Data: Bowen 1, 2, 9, & 10

	GWC-46R	GWC-47	GWC-47R	GWC-48	GWC-49R	GWC-49Z
2/26/2025	44.6	28.6	36.7	5.7	26.9	0.7 (J)
8/28/2025		25.2				
8/29/2025	42.9			6.8	26.9	0.56
9/2/2025			35.1			
9/24/2025	43.7					
2/16/2026	43.4					
2/17/2026		30.8	38.9	5	29.8	0.69
5/13/2026				4.6 (R)		

Time Series

Constituent: Chloride (mg/L) Analysis Run 8/10/2026 3:48 PM

Plant Bowen Client: Southern Company Data: Bowen 1, 2, 9, & 10

	GWA-1 (bg)	GWA-2 (bg)	GWA-2R (bg)	GWA-3A (bg)	GWA-4RZ (bg)	GWA-39RZ (bg)	GWA-39Z (bg)
3/14/2016							1.795
3/22/2016	1.5101						
3/23/2016		2.4904	0.9079	1.6092			
5/11/2016							2.04
5/19/2016	1.5		0.9136				
5/20/2016		1.71					
5/23/2016				1.52			
7/19/2016							2.1
7/29/2016	1.7	2	1.1	1.5			
9/15/2016							1.7
9/22/2016			1	1.4			
9/23/2016	1.8	1.8					
11/2/2016							1.8
11/9/2016	2	1.6					
11/10/2016			1.2	1.6			
1/18/2017							1.7
1/30/2017	1.5						
1/31/2017		1.3	1.2	1.6			
2/21/2017						4	
2/22/2017					3.7		
3/27/2017						2.6	
3/28/2017							1.3
3/30/2017	1.8	1.6		1.4			
4/3/2017			0.99				
4/7/2017					2.5		
6/7/2017							1.2
6/8/2017						2.1	
6/9/2017	1.6		0.87				
6/12/2017		1.6		1.4			
6/14/2017					2.6		
7/12/2017					2.8		
7/17/2017						1.9	
7/20/2017					2.3		
7/27/2017						3	
7/28/2017					2		
8/9/2017					1.8	2.5	
8/24/2017					2.9		
9/26/2017							1.7
9/29/2017						2.7	
10/2/2017	1.6	0.94	1				
10/3/2017					2.8		
10/4/2017				1.5			
3/14/2018							1.4
3/16/2018	1.7		1.6			2.6	
3/19/2018		1.9		1.5			
3/21/2018					2.9		
9/12/2018							1.6
9/14/2018		0.98	0.92			1.9	
9/17/2018	1.6			1.5			
9/18/2018					3.1		
3/14/2019						2.8	
3/15/2019							1.7

Time Series

Constituent: Chloride (mg/L) Analysis Run 8/10/2026 3:48 PM

Plant Bowen Client: Southern Company Data: Bowen 1, 2, 9, & 10

	GWA-1 (bg)	GWA-2 (bg)	GWA-2R (bg)	GWA-3A (bg)	GWA-4RZ (bg)	GWA-39RZ (bg)	GWA-39Z (bg)
3/19/2019			2				
3/20/2019	1.4	0.86		1.5			
3/21/2019					3.6		
9/9/2019							1.2
9/11/2019						2.3	
9/12/2019	1.3	0.8 (J)					
9/13/2019			0.94 (J)	1.5	2.1		
3/9/2020						1.5	1.2
3/11/2020	1.4	2	0.6 (J)	1.4			
3/12/2020					2.3		
9/10/2020							1.2
9/15/2020	1.3	1.2	0.75 (J)				
9/16/2020						1.7	
9/17/2020					2.4		
3/12/2021							1.2
3/16/2021	1.3		0.73 (J)		2.7	1.3	
3/17/2021		1.4					
3/29/2021				1.5			
8/4/2021							1.1
8/6/2021						1.3	
8/9/2021	1.3	1.5	1.1	1.4			
8/10/2021					2.8		
1/31/2022							1
2/1/2022	1.2	1.4	0.77 (J)				
2/2/2022				1.9		1.5	
2/3/2022					2.6		
8/10/2022							0.93 (J)
8/16/2022	0.99 (J)	1.1	0.82 (J)	2.5		1.6	
8/17/2022					2.6		
2/13/2023							1.3
2/14/2023						1.6	
2/16/2023	1.2	1.6	1.9				
2/17/2023				6.3	3		
7/25/2023						1.7	
7/26/2023							1.3
7/27/2023	1.2	1.3	0.92 (J)				
7/28/2023					3		
8/1/2023				5.7			
2/19/2024						1.4	1
2/22/2024	1.1	1.3		7.1			
2/26/2024			2				
2/27/2024					3.2		
8/1/2024						1.5	1.2
8/6/2024			1.1				
8/7/2024	1.3	1.4					
8/8/2024				7.3	2.2		
2/25/2025							0.96 (J)
2/26/2025				9.3		1.2	
2/27/2025	0.93 (J)	1.1	3.2				
2/28/2025					2.5		
8/28/2025						1.6	1.2
9/2/2025	1.3	1.4	1.1	11.9			

Time Series

Constituent: Chloride (mg/L) Analysis Run 8/10/2026 3:48 PM

Plant Bowen Client: Southern Company Data: Bowen 1, 2, 9, & 10

	GWA-1 (bg)	GWA-2 (bg)	GWA-2R (bg)	GWA-3A (bg)	GWA-4RZ (bg)	GWA-39RZ (bg)	GWA-39Z (bg)
9/3/2025					2.6		
2/17/2026				10.5			
2/18/2026	1.3	1.4	0.73 (J)		2.7	1.4	1

Time Series

Constituent: Chloride (mg/L) Analysis Run 8/10/2026 3:48 PM

Plant Bowen Client: Southern Company Data: Bowen 1, 2, 9, & 10

	GWA-40 (bg)	GWA-41 (bg)	GWA-41R (bg)	GWA-42 (bg)	GWA-43 (bg)	GWA-43R (bg)	GWA-50 (bg)
3/11/2016				2.4984	1.2562	1.9467	
3/15/2016	1.1671	4.1666	6.1465				
3/28/2016							1.14
5/11/2016	0.8763						
5/12/2016		1.78					
5/13/2016			3.08		1.32	2.14	
5/16/2016				2.22			
5/23/2016							1.19
7/19/2016					1.3	3.1	
7/20/2016		1.8					
7/21/2016	1.4		3.7				
7/22/2016				2.6			
8/1/2016							1.2
9/15/2016		1.4					
9/16/2016					1.2	3.5	
9/19/2016	1.1			2.5			
9/21/2016			2.4				
9/26/2016							1.1
11/2/2016					1.4	4.7	
11/3/2016	1.2	1.6	3.4	3			
11/10/2016							1.3
1/17/2017	1		1.9	2.9			
1/18/2017		1.5			1.2	4.9	
1/30/2017							1.2
3/24/2017	1.2	1.4					
3/27/2017			2.4	3			
3/28/2017					1.4	4.1	
4/7/2017							1.2
5/24/2017	1.5						
6/6/2017		2.8	4.5		1.4	3.6	
6/7/2017				3			
6/12/2017							1.1
9/22/2017					1.3	3.9	
9/25/2017		1.8	2.5				
9/26/2017	2.4			3.1			
10/2/2017							1.2
12/28/2017	3.9						
3/14/2018	2.4	3	4	3.2	1.3		
3/15/2018						2.8	
3/16/2018							1.4
9/12/2018	1	1.4	2.1		1.3	3.1	
9/14/2018				2.3			
9/17/2018							1.1
3/13/2019	2.2				1.6	2.9	
3/14/2019		2.6	2.9	3.6			
3/19/2019							1.2
9/9/2019	0.83 (J)						
9/10/2019		1.1	1.7	2			
9/11/2019					1.3	3.1	
9/13/2019							1
3/6/2020		1.3		2.7			
3/9/2020	1.5		1.3		1.2	2.2	

Time Series

Constituent: Chloride (mg/L) Analysis Run 8/10/2026 3:48 PM

Plant Bowen Client: Southern Company Data: Bowen 1, 2, 9, & 10

	GWA-40 (bg)	GWA-41 (bg)	GWA-41R (bg)	GWA-42 (bg)	GWA-43 (bg)	GWA-43R (bg)	GWA-50 (bg)
3/11/2020							0.91 (J)
9/10/2020		1.2	1.4	2			
9/11/2020	0.77 (J)				1.3		
9/14/2020						3.3	
9/16/2020							0.97 (J)
3/10/2021	0.97 (J)		1.6				
3/11/2021		1.5		2.5	1.3	2.7	
3/17/2021							1 (J)
8/4/2021	0.82 (J)	1.2	1.3	2.3			
8/5/2021						1.9	
8/6/2021					1.3		
8/9/2021							1 (J)
1/31/2022	0.71 (J)	1	1	2	1.1	1.7	
2/1/2022							0.91 (J)
8/10/2022				1.8		1.7	
8/11/2022		1.3	1.4		1.4		
8/12/2022	<1						
8/16/2022							0.69 (J)
2/13/2023	1.1	1.6	1.5	2.4		1.8	
2/14/2023					1.3		
2/16/2023							0.91 (J)
7/25/2023		0.97 (J)	1.3		1.4	2	
7/26/2023	0.92 (J)			1.9			
7/28/2023							0.95 (J)
2/19/2024	0.75 (J)	1.2	1.3				
2/20/2024				2.4	1.2	2	
2/22/2024							0.88 (J)
8/1/2024	0.96 (J)	1.3	1.6	2.5			
8/2/2024					1.2	2.2	
8/8/2024							1.1
2/25/2025	0.99 (J)	0.99 (J)	0.95 (J)	2.3	1.1	1.5	
2/27/2025							0.76 (J)
8/27/2025	0.96 (J)		1.3				
8/28/2025		1.2		2.4	1.4	2.2	
9/2/2025							1.1
2/16/2026	0.74 (J)	1	1.2	2.5	1.3	2.4	
2/17/2026							0.89 (J)

ND substitution: RL or RL/2 if <15% NDs.

Time Series

Constituent: Chloride (mg/L) Analysis Run 8/10/2026 3:48 PM

Plant Bowen Client: Southern Company Data: Bowen 1, 2, 9, & 10

	GWA-50R (bg)	GWC-5	GWC-6	GWC-6RZ	GWC-7Z	GWC-8RR	GWC-8Z
3/22/2016							1.4231
3/28/2016	0.9204	0.8659					
3/29/2016			1.3977	1.6645			
3/30/2016						0.9409	
5/24/2016			1.33	1.58		0.92	
5/25/2016	1.04	0.8639					1.11
5/31/2016					1.33		
8/1/2016	0.85	0.93	1.2	1.4			
8/2/2016					1.5	1.2	1.5
9/26/2016	0.87		1.1	1.4			1.6
9/27/2016		0.8			1.4	1.1	
11/11/2016	0.99	0.95					
11/14/2016				1.6			
11/18/2016			1.2				
11/21/2016					1.5		1.5
11/22/2016						1.2	
1/30/2017	0.95						
1/31/2017		0.99					
2/1/2017			1.3	1.4	1.5		
2/3/2017							1.8
2/6/2017						1.1	
4/3/2017	0.88	0.93					
4/6/2017			1.1	1.5	1.2	1.2	
4/7/2017							1.5
6/12/2017	0.83	0.91					
6/13/2017			1.2	1.3	0.98		1.3
6/14/2017						0.92	
7/14/2017					1.1		
10/2/2017	0.94						
10/3/2017		0.95	1.2	1.3	1		1.4
10/4/2017						1	
3/16/2018	1.1						
3/19/2018		0.82	1.2				
3/20/2018				1.7	1.5		1.8
3/21/2018						1.3	
9/17/2018		0.9	1.1	1.3			
9/18/2018	1				1.3	1.2	1.9
3/19/2019	0.88						
3/20/2019		0.93					
3/21/2019			1.4	1.5	1		
3/27/2019						0.9	
5/6/2019							1.1
9/12/2019	0.74 (J)						
9/13/2019					1 (J)		
9/16/2019		0.73 (J)	1.1	1.2		0.76 (J)	1.4
3/11/2020	0.73 (J)						
3/12/2020			1.3	1.3	0.72 (J)	0.93 (J)	
3/16/2020		0.67 (J)					1.3
9/15/2020	0.7 (J)						
9/16/2020		0.7 (J)	1.2	1.2	0.79 (J)		
9/17/2020						0.77 (J)	1.4
3/17/2021	0.81 (J)	0.69 (J)	1.2	1.4	0.79 (J)	0.78 (J)	

Time Series

Constituent: Chloride (mg/L) Analysis Run 8/10/2026 3:48 PM

Plant Bowen Client: Southern Company Data: Bowen 1, 2, 9, & 10

	GWA-50R (bg)	GWC-5	GWC-6	GWC-6RZ	GWC-7Z	GWC-8RR	GWC-8Z
3/18/2021							1.6
8/9/2021	0.78 (J)	0.74 (J)					
8/10/2021			1	1.1	0.68 (J)	0.68 (J)	1.2
2/2/2022	0.7 (J)	0.66 (J)	1.1	1.3	0.76 (J)	0.77 (J)	1.4
8/16/2022		<1					
8/17/2022	<1		0.89 (J)	0.99 (J)	<1	<1	1.3
2/16/2023	0.71 (J)						
2/17/2023			1.4	1.5			
2/20/2023		0.88 (J)			0.94 (J)		1.6
2/21/2023						0.97 (J)	
7/28/2023	0.72 (J)	0.69 (J)		1.3			
7/31/2023			1.3		0.94 (J)	0.98 (J)	1.5
2/22/2024	0.64 (J)						
2/26/2024		0.63 (J)	1.1	1.4	0.74 (J)		1.4
2/27/2024						0.71 (J)	
8/8/2024	0.86 (J)	0.81 (J)	1.2	1.3	0.91 (J)		
8/12/2024						0.74 (J)	1.4
2/27/2025		<1	0.95 (J)	1.1	0.62 (J)		
2/28/2025	0.87 (J)						1.6
3/4/2025						0.61 (J)	
9/2/2025	0.87 (J)			1.4			
9/3/2025		0.83 (J)	1.2		0.92 (J)	0.95 (J)	1.6
2/17/2026	0.64 (J)						
2/19/2026		<1			0.7 (J)	0.74 (J)	1.3
2/20/2026			1.1	1.4			
5/13/2026		0.8 (JR)					

ND substitution: RL or RL/2 if <15% NDs.

Time Series

Constituent: Chloride (mg/L) Analysis Run 8/10/2026 3:48 PM

Plant Bowen Client: Southern Company Data: Bowen 1, 2, 9, & 10

	GWC-9	GWC-10	GWC-10R	GWC-11	GWC-11R	GWC-12	GWC-13
3/30/2016	2.21						
3/31/2016		2.72	2.79				
4/4/2016				1.42	1.67	1.03	3.55
5/26/2016	2.1	2.63	2.87	1.37	1.64		
5/27/2016						0.9684	
5/31/2016							3.55
8/3/2016			3.2	1.4		1.3	
8/4/2016					1.7		4.4
8/5/2016	2.4	3					
9/28/2016	2.1	2.5	3	1.2	1.4		
9/29/2016							4
9/30/2016						1.2	
11/21/2016	2.2						
11/22/2016		2.6	3.1	1.6	1.9	1.2	
11/28/2016							4
2/6/2017	2.5						
2/7/2017		2.3	3				
2/8/2017				1.4	1.7		
2/9/2017							7.5
2/13/2017						0.96	
4/6/2017	2.2						
4/10/2017		1.9	2.3	1.3	1.8		
4/11/2017						1.2	
4/12/2017							5.3
6/13/2017	2						
6/14/2017		1.9	2			0.89	
6/15/2017				1.2	1.5		
6/16/2017							5.4
10/3/2017	2						
10/4/2017		2	2.1	1.3	1.6	1	
10/9/2017							6.2
3/20/2018	2.4	2.2					
3/21/2018			2.5	1.6			4.6
3/22/2018					2	1.3	
9/18/2018	2.4	2.4	2.5	1.5	1.9	1.3	
9/19/2018							5.1
3/21/2019	2						
3/22/2019		2.2	2.8				
3/23/2019				1.2	1.7	0.88	3.5
9/16/2019	1.9						
9/17/2019		2.4	2.8	1.1	1.4	0.84 (J)	
9/18/2019							4
3/12/2020	1.9	2.3	3	1	1.5	0.84 (J)	
3/13/2020							3.3
9/17/2020	1.9	2.5	2.9				
9/21/2020				1	1.3	0.71 (J)	
9/22/2020							3.5
3/18/2021	2.2	2.1	2.5				3.4
3/19/2021				1.1	1.4	0.79 (J)	
8/10/2021	1.8	1.9					
8/11/2021			2.1	0.9 (J)	1.3	0.72 (J)	2.9
2/2/2022	2.1					0.79 (J)	

Time Series

Constituent: Chloride (mg/L) Analysis Run 8/10/2026 3:48 PM

Plant Bowen Client: Southern Company Data: Bowen 1, 2, 9, & 10

	GWC-9	GWC-10	GWC-10R	GWC-11	GWC-11R	GWC-12	GWC-13
2/4/2022		1.9	2.2	1.1	1.4		
2/17/2022							3.1
8/17/2022	1.9	1.6					
8/18/2022			2.5	1.2	1.7	1	3.4
2/20/2023		1.9	2.4	1.2	1.6		
2/21/2023	2.1					0.99 (J)	
2/22/2023							3.2
7/31/2023	2	2.1	2.3				
8/1/2023				1.3	1.6	0.96 (J)	3.3
2/27/2024	1.9	1.7	2.1			0.74 (J)	3
2/28/2024				1	1.3		
8/12/2024	1.8	2	2.2		1.4	0.74 (J)	3.2
8/13/2024				0.9 (J)			
2/28/2025	2.3	2					
3/3/2025			2.5		1.6		3.3
3/4/2025				0.87 (J)		0.62 (J)	
9/3/2025	1.9	2.3	2.6	1.3	1.6	0.95 (J)	3.6
2/18/2026	1.6					0.72 (J)	
2/19/2026		1.9	2.5	1.1			3.9
2/20/2026					1.6		

Time Series

Constituent: Chloride (mg/L) Analysis Run 8/10/2026 3:48 PM

Plant Bowen Client: Southern Company Data: Bowen 1, 2, 9, & 10

	GWC-13RZ	GWC-14Z	GWC-15R	GWC-15Z	GWC-44	GWC-45	GWC-45R
3/16/2016					6.505	0.9445	3.0774
4/4/2016	3.3						
4/5/2016		1.93	2.08	0.9439			
5/16/2016					5.08	0.9104	3
5/31/2016			1.51	1			
6/1/2016	3.18	1.93					
7/25/2016					1.2	1.2	3
8/4/2016			1.7				
8/9/2016		2.4					
9/19/2016					1.9	1.1	3
9/29/2016			1.5				
11/3/2016					2		3
11/4/2016						1	
11/23/2016			1.9	1.7			
11/28/2016		3					
1/19/2017					2.6		
1/20/2017							3.3
1/23/2017						1.2	
2/9/2017		3					
2/10/2017			1.5	1.6			
2/22/2017	7.2						
3/28/2017					5.7		
3/29/2017						1.1	3.2
4/11/2017	5.5	4.5		1.5			
4/12/2017			1.7				
6/5/2017					7.8		
6/7/2017						1	3.1
6/14/2017		3					
6/15/2017			1.4	1			
6/16/2017	8.7						
7/12/2017	7.5	3.9		1.8			
7/20/2017					7.4		
7/26/2017				1.2			
7/28/2017	6.6						
8/10/2017	8.5						
9/26/2017					3.7		
9/27/2017						1.1	3.2
10/5/2017		2.7					
10/6/2017	8.9		1.6	1.7			
3/15/2018					6.5	1.2	3.3
3/22/2018		3.4					
3/23/2018	8.3		1.5	0.8			
9/12/2018					3.6		
9/13/2018						0.93	2.9
9/19/2018		2.8	1.7	1.1			
9/20/2018	9.6						
3/14/2019					6.4	1.3	4.3
3/22/2019	7.4	3.7		1.2			
3/25/2019			1.9				
9/11/2019					3.7	0.81 (J)	2.9
9/17/2019		3.8	2	0.78 (J)			
9/19/2019	7.6						

Time Series

Constituent: Chloride (mg/L) Analysis Run 8/10/2026 3:48 PM

Plant Bowen Client: Southern Company Data: Bowen 1, 2, 9, & 10

	GWC-13RZ	GWC-14Z	GWC-15R	GWC-15Z	GWC-44	GWC-45	GWC-45R
3/10/2020					5.9	0.8 (J)	4.4
3/13/2020		4.2	1.6	0.7 (J)			
3/17/2020	7.7						
9/11/2020						0.79 (J)	3.1
9/15/2020					4.2		
9/21/2020		3.5	1.6	0.64 (J)			
9/22/2020	7						
3/11/2021					5.5	0.83 (J)	4
3/18/2021		4	1.7	0.67 (J)			
3/19/2021	7.4						
8/4/2021					4.9		
8/6/2021						0.86 (J)	3.8
8/11/2021		3.4	1.2	<1			
8/12/2021	5.8						
1/31/2022					4.2		
2/1/2022						0.79 (J)	4.3
2/4/2022	6.1	3.6	1.2				
2/7/2022				0.6 (J)			
8/12/2022						<1	3
8/15/2022					5.1		
8/18/2022		4.3					
8/19/2022	6.4		1.4	0.88 (J)			
10/11/2022					2.9		
2/14/2023					5.7		
2/15/2023						0.81 (J)	5.3
2/22/2023	5.8	4	1.5	0.83 (J)			
7/26/2023					2.4	0.99 (J)	3.2
8/1/2023		3.7		0.82 (J)			
8/2/2023	5.4		1.2				
2/20/2024					4.8	0.76 (J)	3.2
2/28/2024	5.3	3.7	0.8 (J)	<1			
8/5/2024						0.78 (J)	3.1
8/6/2024					2		
8/13/2024	4.9	3.6	0.65 (J)	<1			
2/26/2025					4	0.65 (J)	2.9
3/3/2025		3.8	0.84 (J)	0.8 (J)			
3/4/2025	4.4						
8/28/2025					1.8		
9/2/2025						0.98 (J)	3.4
9/4/2025	4.8	3.7	0.94 (J)	0.81 (J)			
2/16/2026					1.7		
2/17/2026						0.82 (J)	3.5
2/20/2026	4.7						
2/24/2026		3.8	0.89 (J)	0.84 (J)			

ND substitution: RL or RL/2 if <15% NDs.

Time Series

Constituent: Chloride (mg/L) Analysis Run 8/10/2026 3:48 PM

Plant Bowen Client: Southern Company Data: Bowen 1, 2, 9, & 10

	GWC-46R	GWC-47	GWC-47R	GWC-48	GWC-49R	GWC-49Z
3/10/2016	1.9859	2.2206	2.5934	2.4266		
3/17/2016					1.4476	1.0624
5/17/2016	2.37			2.01		
5/18/2016		2.42	2.51		1.43	1.41
7/26/2016	2.4					
7/27/2016		2.4	2.5	2.3	1.6	
7/28/2016						1.4
9/20/2016	2.4	2.4	2.4	2.2		
9/21/2016					1.6	1.2
11/4/2016	2.8		2.9	3	1.6	
11/7/2016		2.8				1.4
1/20/2017	2.2		2.7			
1/23/2017		2.4		2.5		
1/24/2017					1.7	0.99
3/28/2017	2.3			2.2		
3/29/2017		2.8	2.3		1.6	
3/30/2017						1.2
6/7/2017	2.3					
6/8/2017		2.5	2.3	2.3	1.6	
6/9/2017						1.1
9/27/2017		2.4	2.4			
9/29/2017	2.1			2.5	1.7	1.2
3/15/2018	2	2.7		2.6	1.6	1.4
3/16/2018			2.7			
9/13/2018	1.9	2.6	2.5	2.8	1.3	
9/14/2018						1.1
3/15/2019		2.8		3.3		
3/18/2019	1.8				2.7	
3/19/2019			2.6			1.1
9/11/2019	1.4		2.1	3.3	1.4	1 (J)
9/12/2019		2.3				
3/9/2020		2.3	2.3	3.4		1
3/10/2020	1.2					
3/11/2020					1.4	
9/11/2020					1.2	
9/14/2020	1.1	2.2		4		0.98 (J)
9/15/2020			2.2			
3/11/2021	1.1	2.3	2.4	4.5		
3/15/2021					1.2	0.98 (J)
8/4/2021				5		
8/5/2021	1.2	2.2	2.3			1
8/11/2021					1.1	
1/31/2022	1.7			4.8		
2/1/2022		2	2.3		1.1	0.93 (J)
4/28/2022				5		
8/15/2022	3	2.4	2.2	5.4	1.3	1.2
10/21/2022				5.9		
2/14/2023	3.7				1	1
2/15/2023		2	2.8	6		
3/16/2023				5.4		
7/26/2023	3.9			6.4		
7/27/2023		2	2.2		1.1	1

Time Series

Constituent: Chloride (mg/L) Analysis Run 8/10/2026 3:48 PM

Plant Bowen Client: Southern Company Data: Bowen 1, 2, 9, & 10

	GWC-46R	GWC-47	GWC-47R	GWC-48	GWC-49R	GWC-49Z
9/26/2023				6.6		
2/21/2024	4.2	1.9	1.5	7.1	1	0.97 (J)
8/5/2024	4.4	2.3	1.9	6.2		
8/6/2024					1.2	1.2
2/26/2025	3.4	1.9	1.9	5.5	0.88 (J)	0.85 (J)
8/28/2025		2.3				
8/29/2025	4.2			7.1	1.3	1.2
9/2/2025			2.2			
2/16/2026	3.5					
2/17/2026		2.2	2.2	6.5	1.2	1
5/13/2026				6.4 (R)		

Time Series

Constituent: Chromium (mg/L) Analysis Run 8/10/2026 3:48 PM

Plant Bowen Client: Southern Company Data: Bowen 1, 2, 9, & 10

	GWA-1 (bg)	GWA-2 (bg)	GWA-2R (bg)	GWA-3A (bg)	GWA-4RZ (bg)	GWA-39RZ (bg)	GWA-39Z (bg)
8/23/2007	<0.005	0.0045	<0.005	<0.005			
10/23/2007	0.011						
10/24/2007		0.039 (O)	0.0033				
11/2/2007				0.027 (O)			
11/18/2007	0.038 (O)	0.059 (O)	0.012	0.17 (O)			
1/30/2008	0.11 (O)						
1/31/2008		0.0067	0.052 (O)	0.012			
3/10/2008	0.038 (O)		0.01				
3/11/2008		0.03 (O)		0.063 (O)			
5/6/2008		0.0062					
5/13/2008	0.012		0.0068				
5/14/2008				0.057 (O)			
12/4/2008		0.009	0.0017				
12/5/2008	<0.005			<0.005			
4/15/2009	<0.005			<0.005			
4/21/2009		0.0022	<0.005				
5/20/2009					0.0054		
10/7/2009	0.0065	<0.005					
10/8/2009			<0.005	<0.005			
10/19/2009					<0.005		
4/21/2010			<0.005				
4/26/2010		<0.005					
4/27/2010					<0.005		
4/28/2010				<0.005			
5/3/2010	<0.005						
9/28/2010			<0.005				
10/4/2010		<0.005			0.007		
10/6/2010				<0.005			
10/12/2010	<0.005						
4/12/2011			<0.005				
4/13/2011		<0.005					
4/14/2011					<0.005		
4/21/2011				<0.005			
4/27/2011	<0.005						
10/4/2011			<0.005				
10/5/2011		<0.005			<0.005		
10/13/2011				<0.005			
10/17/2011	<0.005						
4/3/2012			<0.005				
4/11/2012		<0.005			<0.005		
5/1/2012				<0.005			
5/2/2012	<0.005						
10/2/2012					0.0067		
10/8/2012	<0.005						
10/9/2012		<0.005	<0.005	<0.005			
4/11/2013			<0.005	<0.005	0.0046		
4/12/2013	0.0019						
4/15/2013		0.0013					
10/15/2013		0.0023					
10/16/2013	0.0024		<0.005	0.0013			
10/21/2013					<0.005		
4/10/2014			<0.005				

ND substitution: RL or RL/2 if <15% NDs.

Time Series

Constituent: Chromium (mg/L) Analysis Run 8/10/2026 3:48 PM

Plant Bowen Client: Southern Company Data: Bowen 1, 2, 9, & 10

	GWA-1 (bg)	GWA-2 (bg)	GWA-2R (bg)	GWA-3A (bg)	GWA-4RZ (bg)	GWA-39RZ (bg)	GWA-39Z (bg)
4/11/2014	0.0011 (J)						
4/22/2014		<0.005					
4/23/2014				<0.005	<0.005		
9/30/2014	<0.005	<0.005	<0.005				
10/4/2014				<0.005	0.012		
3/30/2015	0.0047	0.0011 (J)	<0.005				
3/31/2015				<0.005	0.0027		
10/11/2015					0.0022		
10/12/2015				<0.005			
10/13/2015	<0.005	<0.005	<0.005				
3/14/2016							<0.005
3/22/2016	<0.005						
3/23/2016		<0.005	<0.005	<0.005			
5/11/2016							<0.005
5/19/2016	<0.005		<0.005				
5/20/2016		<0.005					
5/23/2016				<0.005			
7/19/2016							<0.005
7/29/2016	<0.005	0.0006 (J)	0.0005 (J)	<0.005			
9/15/2016							<0.005
9/22/2016			<0.005	0.0013 (J)			
9/23/2016	<0.005	<0.005					
11/2/2016							<0.005
11/9/2016	0.0011 (J)	<0.005					
11/10/2016			<0.005	<0.005			
1/18/2017							<0.005
1/30/2017	<0.005						
1/31/2017		<0.005	<0.005	<0.005			
2/21/2017						0.001 (J)	
2/22/2017					<0.005		
3/27/2017						<0.005	
3/28/2017							0.0004 (J)
3/30/2017	<0.005	0.0005 (J)		<0.005			
4/3/2017			0.0003 (J)				
4/7/2017					<0.005		
6/7/2017							<0.005
6/8/2017						<0.005	
6/9/2017	<0.005		<0.005				
6/12/2017		0.0008 (J)		<0.005			
6/14/2017					<0.005		
7/12/2017					<0.005		
7/17/2017						<0.005	
7/20/2017					<0.005		
7/27/2017						0.0005 (J)	
7/28/2017					<0.005		
8/9/2017					<0.005	0.0005 (J)	
8/24/2017					<0.005		
9/26/2017							<0.005
9/29/2017						0.0006 (J)	
10/2/2017	<0.005	<0.005	<0.005				
10/3/2017					<0.005		
10/4/2017				<0.005			

ND substitution: RL or RL/2 if <15% NDs.

Time Series

Constituent: Chromium (mg/L) Analysis Run 8/10/2026 3:48 PM

Plant Bowen Client: Southern Company Data: Bowen 1, 2, 9, & 10

	GWA-1 (bg)	GWA-2 (bg)	GWA-2R (bg)	GWA-3A (bg)	GWA-4RZ (bg)	GWA-39RZ (bg)	GWA-39Z (bg)
3/14/2018							<0.005
3/16/2018	<0.005		<0.005			<0.005	
3/19/2018		0.0031 (J)		<0.005			
3/21/2018					<0.005		
9/12/2018							<0.005
9/14/2018		<0.005	<0.005			<0.005	
9/17/2018	<0.005			<0.005			
9/18/2018					<0.005		
3/14/2019						0.004 (J)	
3/15/2019							<0.005
3/19/2019			<0.005				
3/20/2019	<0.005	<0.005		<0.005			
3/21/2019					<0.005		
9/9/2019							<0.005
9/11/2019						<0.005	
9/12/2019	<0.005	<0.005					
9/13/2019			<0.005	0.00073 (J)	<0.005		
3/9/2020						0.0016 (J)	0.069 (O)
3/11/2020	0.0012 (J)	0.0025 (J)	0.0042 (J)	0.00095 (J)			
3/12/2020					<0.005		
9/10/2020							<0.005
9/15/2020	<0.005	0.00086 (J)	<0.005				
9/16/2020						0.00058 (J)	
9/17/2020					<0.005		
3/12/2021							0.00064 (J)
3/16/2021	<0.005		<0.005		<0.005	0.0008 (J)	
3/17/2021		<0.005					
3/29/2021				0.00062 (J)			
8/4/2021							<0.005
8/6/2021						<0.005	
8/9/2021	<0.005	<0.005	<0.005	<0.005			
8/10/2021					<0.005		
1/31/2022							<0.005
2/1/2022	<0.005	<0.005	<0.005				
2/2/2022				0.0069		0.0012 (J)	
2/3/2022					<0.005		
8/10/2022							<0.005
8/16/2022	<0.005	<0.005	<0.005	<0.005		<0.005	
8/17/2022					<0.005		
2/13/2023							<0.005
2/14/2023						<0.005	
2/16/2023	<0.005	<0.005	<0.005				
2/17/2023				<0.005	<0.005		
7/25/2023						<0.005	
7/26/2023							<0.005
7/27/2023	<0.005	<0.005	<0.005				
7/28/2023					<0.005		
8/1/2023				<0.005			
2/19/2024						<0.005	<0.005
2/22/2024	<0.005	<0.005		<0.005			
2/26/2024			<0.005				
2/27/2024					<0.005		

ND substitution: RL or RL/2 if <15% NDs.

Time Series

Constituent: Chromium (mg/L) Analysis Run 8/10/2026 3:48 PM

Plant Bowen Client: Southern Company Data: Bowen 1, 2, 9, & 10

	GWA-1 (bg)	GWA-2 (bg)	GWA-2R (bg)	GWA-3A (bg)	GWA-4RZ (bg)	GWA-39RZ (bg)	GWA-39Z (bg)
8/1/2024						<0.005	<0.005
8/6/2024			<0.005				
8/7/2024	<0.005	<0.005					
8/8/2024				<0.005	<0.005		
2/25/2025							<0.005
2/26/2025				<0.005		<0.005	
2/27/2025	<0.005	<0.005	<0.005				
2/28/2025					<0.005		
8/28/2025						<0.005	<0.005
9/2/2025	<0.005	<0.005	<0.005	<0.005			
9/3/2025					<0.005		
2/17/2026				0.0008 (J)			
2/18/2026	0.00047 (J)	0.00082 (J)	0.0004 (J)		<0.005	<0.005	0.0004 (J)

ND substitution: RL or RL/2 if <15% NDs.

Time Series

Constituent: Chromium (mg/L) Analysis Run 8/10/2026 3:48 PM

Plant Bowen Client: Southern Company Data: Bowen 1, 2, 9, & 10

	GWA-40 (bg)	GWA-41 (bg)	GWA-41R (bg)	GWA-42 (bg)	GWA-43 (bg)	GWA-43R (bg)	GWA-50 (bg)
12/12/2008							<0.005
4/23/2009							<0.005
10/6/2009							<0.005
4/27/2010							<0.005
9/30/2010							0.0014
4/14/2011							0.0014
10/5/2011							<0.005
4/11/2012							<0.005
10/2/2012							<0.005
4/9/2013							<0.005
10/15/2013							<0.005
4/10/2014							0.0012 (J)
10/1/2014							<0.005
3/30/2015							<0.005
10/11/2015							<0.005
3/11/2016				<0.005	<0.005	0.00212 (J)	
3/15/2016	<0.005	<0.005	<0.005				
3/28/2016							<0.005
5/11/2016	<0.005						
5/12/2016		<0.005					
5/13/2016			<0.005		<0.005	<0.005	
5/16/2016				<0.005			
5/23/2016							<0.005
7/19/2016					<0.005	0.0006 (J)	
7/20/2016		<0.005					
7/21/2016	<0.005		<0.005				
7/22/2016				<0.005			
8/1/2016							0.0004 (J)
9/15/2016	<0.005	<0.005					
9/16/2016					<0.005	<0.005	
9/19/2016				<0.005			
9/21/2016			<0.005				
9/26/2016							<0.005
11/2/2016					<0.005	<0.005	
11/3/2016	<0.005	<0.005	<0.005	<0.005			
11/10/2016							<0.005
1/17/2017	<0.005		<0.005	<0.005			
1/18/2017		<0.005			<0.005	0.0014 (J)	
1/30/2017							<0.005
3/24/2017	0.0013 (J)	0.0007 (J)					
3/27/2017			<0.005	<0.005			
3/28/2017					0.0007 (J)	0.0011 (J)	
4/7/2017							<0.005
5/24/2017	0.0008 (J)						
6/6/2017		<0.005	0.0004 (J)		0.0004 (J)	0.0009 (J)	
6/7/2017				<0.005			
6/12/2017							<0.005
9/22/2017					0.0008 (J)	0.0006 (J)	
9/25/2017		<0.005	<0.005				
9/26/2017	0.0005 (J)			<0.005			
10/2/2017							<0.005
3/14/2018	<0.005	<0.005	<0.005	<0.005	<0.005		

ND substitution: RL or RL/2 if <15% NDs.

Time Series

Constituent: Chromium (mg/L) Analysis Run 8/10/2026 3:48 PM

Plant Bowen Client: Southern Company Data: Bowen 1, 2, 9, & 10

	GWA-40 (bg)	GWA-41 (bg)	GWA-41R (bg)	GWA-42 (bg)	GWA-43 (bg)	GWA-43R (bg)	GWA-50 (bg)
3/15/2018						0.0017 (J)	
3/16/2018							<0.005
9/12/2018	<0.005	<0.005	<0.005		<0.005	<0.005	
9/14/2018				<0.005			
9/17/2018							<0.005
3/13/2019	<0.005				<0.005	<0.005	
3/14/2019		<0.005	<0.005	<0.005			
3/19/2019							<0.005
9/9/2019	<0.005						
9/10/2019		<0.005	<0.005	<0.005			
9/11/2019					0.00051 (J)	0.00066 (J)	
9/13/2019							<0.005
3/6/2020		0.015		0.00045 (J)			
3/9/2020	0.0009 (J)		0.0004 (J)		0.0033 (J)	0.0014 (J)	
3/11/2020							0.0011 (J)
9/10/2020		<0.005	<0.005	<0.005			
9/11/2020	<0.005				<0.005		
9/14/2020						0.0011 (J)	
9/16/2020							<0.005
3/10/2021	0.00075 (J)		<0.005				
3/11/2021		0.0015 (J)		<0.005	<0.005	0.0011 (J)	
3/17/2021							<0.005
8/4/2021	<0.005	<0.005	<0.005	<0.005			
8/5/2021						<0.005	
8/6/2021					<0.005		
8/9/2021							<0.005
1/31/2022	<0.005	<0.005	<0.005	<0.005	<0.005	0.0011 (J)	
2/1/2022							<0.005
8/10/2022				<0.005		<0.005	
8/11/2022		<0.005	<0.005		<0.005		
8/12/2022	<0.005						
8/16/2022							<0.005
2/13/2023	<0.005	<0.005	<0.005	<0.005		<0.005	
2/14/2023					0.0016 (J)		
2/16/2023							<0.005
7/25/2023		<0.005	<0.005		<0.005	<0.005	
7/26/2023	<0.005			<0.005			
7/28/2023							<0.005
2/19/2024	<0.005	<0.005	<0.005				
2/20/2024				<0.005	<0.005	<0.005	
2/22/2024							<0.005
8/1/2024	<0.005	<0.005	<0.005	<0.005			
8/2/2024					<0.005	<0.005	
8/8/2024							<0.005
2/25/2025	<0.005	<0.005	<0.005	<0.005	<0.005	<0.005	
2/27/2025							<0.005
8/27/2025	<0.005		<0.005				
8/28/2025		<0.005		<0.005	<0.005	<0.005	
9/2/2025							<0.005
2/16/2026	0.00064 (J)	0.00044 (J)	0.00027 (J)	0.00057 (J)	0.00045 (J)	0.00063 (J)	
2/17/2026							0.00025 (J)

Time Series

Constituent: Chromium (mg/L) Analysis Run 8/10/2026 3:48 PM

Plant Bowen Client: Southern Company Data: Bowen 1, 2, 9, & 10

	GWA-50R (bg)	GWC-5	GWC-6	GWC-6RZ	GWC-7Z	GWC-8RR	GWC-8Z
8/22/2007			<0.005		<0.005	<0.005	0.0076
8/23/2007		0.0076					
10/25/2007		0.015	0.002		0.0072		
10/26/2007						0.0049	
11/1/2007							0.016
11/19/2007		0.013					
11/20/2007			0.017		0.056 (o)	0.0066	0.0059
1/16/2008					0.16 (o)		
1/23/2008		0.032 (o)	0.064 (O)			0.032	0.049 (o)
3/6/2008					0.067 (o)		
3/10/2008						0.02	0.0076
3/11/2008		0.024 (o)	0.013				
5/6/2008						0.0047	
5/12/2008		0.016					0.0039
5/13/2008					0.018		
5/14/2008			0.027				
12/11/2008		0.013	<0.005				
12/12/2008	<0.005					0.024	0.0019
12/13/2008					0.0025		
4/15/2009		0.0073			0.0022		
4/22/2009							0.0027
4/23/2009	0.0031		<0.005			0.0015	
10/6/2009	0.0024						
10/8/2009						0.0082	0.0025
10/9/2009		0.0037	0.0014		0.0026		
4/27/2010					0.0033		
4/28/2010							0.0065
5/3/2010	<0.005						
5/4/2010		<0.005	<0.005			0.0081	
10/5/2010					0.0023		
10/7/2010						0.013	0.0032
10/11/2010	0.0028		0.0027				
10/12/2010		0.0023					
4/19/2011					0.0021		
4/20/2011							0.0056
4/26/2011			0.0015			0.0016	
4/27/2011	0.0041						
4/28/2011		0.002					
10/12/2011					0.0014		0.0028
10/18/2011			<0.005			<0.005	
10/19/2011	<0.005	0.0015					
4/24/2012					<0.005		
4/30/2012						<0.005	<0.005
5/1/2012	<0.005						
5/2/2012		<0.005	<0.005				
10/2/2012	0.0019						
10/3/2012					0.0016	<0.005	0.0031
10/8/2012			<0.005				
10/9/2012		<0.005					
4/8/2013						<0.005	
4/9/2013					0.0013		0.0061
4/10/2013	0.0027		0.0013				

ND substitution: RL or RL/2 if <15% NDs.

Time Series

Constituent: Chromium (mg/L) Analysis Run 8/10/2026 3:48 PM

Plant Bowen Client: Southern Company Data: Bowen 1, 2, 9, & 10

	GWA-50R (bg)	GWC-5	GWC-6	GWC-6RZ	GWC-7Z	GWC-8RR	GWC-8Z
4/11/2013		0.0015					
10/8/2013			0.0017		0.0034		
10/9/2013						0.0019	0.0082
10/16/2013	0.0029	<0.005					
4/9/2014							0.0055
4/10/2014					0.0033	0.0034	
4/14/2014			0.004				
4/22/2014	0.0024						
4/23/2014		0.0011 (J)					
10/1/2014	<0.005						
10/2/2014					<0.005	0.0056	0.006
10/3/2014		<0.005	0.0017				
3/30/2015	0.0022						
3/31/2015		<0.005					
4/1/2015			0.0027				
4/2/2015					<0.005		0.0073
4/3/2015						0.0022	
5/26/2015				0.0015			<0.005
6/18/2015				0.0012 (J)			0.0024
7/2/2015				0.0014			<0.005
10/8/2015						0.0033	<0.005
10/9/2015			0.0016	0.0015			
10/10/2015					0.0018		
10/11/2015	<0.005						
10/12/2015		<0.005					
3/22/2016							0.00302 (J)
3/28/2016	<0.005	<0.005					
3/29/2016			0.00363 (J)	<0.005			
3/30/2016						0.00308 (J)	
5/24/2016			0.00263 (J)	<0.005		<0.005	
5/25/2016	<0.005	<0.005					0.00441 (J)
5/31/2016					<0.005		
8/1/2016	<0.005	<0.005	0.0022 (J)	0.0021 (J)			
8/2/2016					<0.005	0.001 (J)	0.0025 (J)
9/26/2016	<0.005		0.0014 (J)	0.002 (J)			0.002 (J)
9/27/2016		<0.005			<0.005	<0.005	
11/11/2016	0.0053 (J)	0.0053 (J)					
11/14/2016				0.0076 (J,o)			
11/18/2016			0.0012 (J)				
11/21/2016					<0.005		0.0017 (J)
11/22/2016						<0.005	
1/30/2017	<0.005						
1/31/2017		<0.005					
2/1/2017			0.0024 (J)	0.0017 (J)	<0.005		
2/3/2017							0.0018 (J)
2/6/2017						<0.005	
4/3/2017	0.0005 (J)	<0.005					
4/6/2017			0.0016 (J)	0.0016 (J)	0.0004 (J)	0.0008 (J)	
4/7/2017							0.0024 (J)
6/12/2017	0.0005 (J)	0.0005 (J)					
6/13/2017			0.0031 (J)	0.0015 (J)	<0.005		0.0019 (J)
6/14/2017						0.0009 (J)	

ND substitution: RL or RL/2 if <15% NDs.

Time Series

Constituent: Chromium (mg/L) Analysis Run 8/10/2026 3:48 PM

Plant Bowen Client: Southern Company Data: Bowen 1, 2, 9, & 10

	GWA-50R (bg)	GWC-5	GWC-6	GWC-6RZ	GWC-7Z	GWC-8RR	GWC-8Z
7/14/2017					<0.005		
10/2/2017	<0.005						
10/3/2017		<0.005	0.0025 (J)	0.0018 (J)	<0.005		0.0022 (J)
10/4/2017						<0.005	
3/16/2018	<0.005						
3/19/2018		<0.005	0.0035 (J)				
3/20/2018				0.0017 (J)	<0.005		0.0017 (J)
3/21/2018						<0.005	
9/17/2018		<0.005	0.0024 (J)	0.002 (J)			
9/18/2018	<0.005				<0.005	<0.005	<0.005
3/19/2019	<0.005						
3/20/2019		<0.005					
3/21/2019			0.0029 (J)	0.0025 (J)	<0.005		
3/27/2019						0.0021 (J)	
5/6/2019							0.0048 (J)
9/12/2019	<0.005						
9/13/2019					<0.005		
9/16/2019		<0.005	0.002 (J)	0.002 (J)		0.00046 (J)	0.002 (J)
3/11/2020	<0.005						
3/12/2020			0.0034 (J)	0.0028 (J)	0.0014 (J)	0.0031 (J)	
3/16/2020		0.00078 (J)					0.0015 (J)
9/15/2020	<0.005						
9/16/2020		<0.005	0.0022 (J)	0.0023 (J)	<0.005		
9/17/2020						0.00086 (J)	0.0017 (J)
3/17/2021	<0.005	0.00069 (J)	0.0027 (J)	0.0021 (J)	<0.005	0.00079 (J)	
3/18/2021							0.0015 (J)
8/9/2021	<0.005	<0.005					
8/10/2021			0.0027 (J)	0.0021 (J)	<0.005	0.0014 (J)	0.0019 (J)
2/2/2022	<0.005	<0.005	0.0026 (J)	0.0024 (J)	<0.005	0.0015 (J)	0.0021 (J)
8/16/2022		<0.005					
8/17/2022	<0.005		0.0025 (J)	0.0024 (J)	<0.005	0.0011 (J)	0.0014 (J)
2/16/2023	<0.005						
2/17/2023			0.0031 (J)	0.0022 (J)			
2/20/2023		<0.005			0.0012 (J)		<0.005
2/21/2023						0.0053	
7/28/2023	<0.005	<0.005		0.0023 (J)			
7/31/2023			0.0024 (J)		<0.005	<0.005	0.0016 (J)
2/22/2024	<0.005						
2/26/2024		<0.005	0.0024 (J)	0.002 (J)	<0.005		<0.005
2/27/2024						<0.005	
8/8/2024	<0.005	<0.005	<0.005	<0.005	<0.005		
8/12/2024						<0.005	<0.005
2/27/2025		<0.005	0.003 (J)	0.0026 (J)	<0.005		
2/28/2025	<0.005						0.0013 (J)
3/4/2025						<0.005	
9/2/2025	<0.005			0.0019 (J)			
9/3/2025		<0.005	0.0014 (J)		<0.005	<0.005	0.0014 (J)
2/17/2026	0.00034 (J)						
2/19/2026		0.00048 (J)			0.0013 (J)	0.00046 (J)	0.0015 (J)
2/20/2026			0.00082 (J)	0.0018 (J)			

ND substitution: RL or RL/2 if <15% NDs.

Time Series

Constituent: Chromium (mg/L) Analysis Run 8/10/2026 3:48 PM

Plant Bowen Client: Southern Company Data: Bowen 1, 2, 9, & 10

	GWC-9	GWC-10	GWC-10R	GWC-11	GWC-11R	GWC-12	GWC-13
8/21/2007		0.0015	0.036 (O)	<0.005	0.037	0.0013	0.0019
8/23/2007	<0.005						
11/1/2007	0.0061	0.011	0.01	<0.005	0.04	<0.005	0.01
11/18/2007				<0.005	0.045		
11/19/2007	0.018					0.0056	0.021
11/20/2007		0.042 (O)	0.0039				
1/15/2008	0.078 (O)						
1/16/2008						0.039 (O)	
1/30/2008		0.034	0.019 (O)	<0.005	0.041		
1/31/2008							0.035
3/5/2008				<0.005		0.03 (O)	0.012
3/6/2008	0.054 (O)	0.027	<0.005		0.042		
5/7/2008				0.025 (O)	0.029		
5/8/2008			0.01				
5/12/2008		0.015					0.02
5/13/2008	0.0085					0.0057	
12/12/2008	0.0023						
12/13/2008		0.0036				<0.005	0.014
12/14/2008			0.0038	0.0021	0.032		
4/16/2009	<0.005					<0.005	
4/28/2009							0.0079
4/29/2009		<0.005	<0.005	0.011	0.017		
10/13/2009	<0.005						
10/20/2009		<0.005					
10/21/2009			<0.005			0.0015	0.0092
10/22/2009				0.01	0.022		
4/21/2010	<0.005		<0.005	0.0053	0.021		
4/26/2010		<0.005					
4/27/2010						0.0036	
4/28/2010							0.0086
9/28/2010			<0.005	0.0076			
9/29/2010	<0.005	0.0034			0.024		
10/5/2010						<0.005	0.0085
4/12/2011			<0.005	0.0095			
4/13/2011	<0.005	<0.005			0.014		
4/19/2011						0.003	0.0089
10/4/2011			0.0019	0.0091	0.017		
10/5/2011	<0.005	0.0032					
10/12/2011						<0.005	
10/18/2011							0.0093
4/3/2012			<0.005	0.0076			
4/4/2012	<0.005	<0.005			0.014		
4/24/2012						<0.005	
4/25/2012							0.0075
10/2/2012						<0.005	0.017
10/3/2012		0.0047		0.0039	0.0033		
10/8/2012	<0.005		<0.005				
4/2/2013						0.0018	0.0097
4/3/2013		0.0014	<0.005	<0.005	0.017		
4/8/2013	<0.005						
10/8/2013							0.011
10/9/2013	0.0013			0.0089	0.015	<0.005	

ND substitution: RL or RL/2 if <15% NDs.

Time Series

Constituent: Chromium (mg/L) Analysis Run 8/10/2026 3:48 PM

Plant Bowen Client: Southern Company Data: Bowen 1, 2, 9, & 10

	GWC-9	GWC-10	GWC-10R	GWC-11	GWC-11R	GWC-12	GWC-13
10/15/2013		0.002	<0.005				
4/1/2014						<0.005	0.0074
4/2/2014				<0.005	0.014		
4/9/2014	<0.005	<0.005	<0.005				
9/30/2014	<0.005						
10/1/2014							0.0049
10/2/2014		<0.005	<0.005	<0.005	0.0048	<0.005	
4/1/2015				0.0062	0.0084	<0.005	0.0072
4/2/2015	<0.005	<0.005	<0.005				
10/10/2015	0.001 (J)	0.0013					
10/11/2015				<0.005	0.019		
10/12/2015			<0.005				
10/14/2015						<0.005	
10/15/2015							0.0077
3/30/2016	<0.005						
3/31/2016		<0.005	<0.005				
4/4/2016				0.00656 (J)	0.00728 (J)	<0.005	0.00615 (J)
5/26/2016	<0.005	<0.005	<0.005	0.00752 (J)	0.00553 (J)		
5/27/2016						<0.005	
5/31/2016							0.00588 (J)
8/3/2016			0.0004 (J)	0.0067 (J)		<0.005	
8/4/2016					0.0071 (J)		0.0056 (J)
8/5/2016	0.0004 (J)	0.0009 (J)					
9/28/2016	<0.005	<0.005	<0.005	0.0082 (J)	0.0093 (J)		
9/29/2016							0.0065 (J)
9/30/2016						<0.005	
11/21/2016	<0.005						
11/22/2016		0.0024 (J)	<0.005	0.0045 (J)	0.0058 (J)	<0.005	
11/28/2016							0.0064 (J)
2/6/2017	<0.005						
2/7/2017		0.0015 (J)	0.0019 (J)				
2/8/2017				0.0101	0.0072 (J)		
2/9/2017							0.0078 (J)
2/13/2017						<0.005	
4/6/2017	<0.005						
4/10/2017		0.003 (J)	0.0005 (J)	0.0094 (J)	0.0062 (J)		
4/11/2017						<0.005	
4/12/2017							0.0077 (J)
6/13/2017	<0.005						
6/14/2017		0.0006 (J)	<0.005			<0.005	
6/15/2017				0.009 (J)	0.0066 (J)		
6/16/2017							0.0072 (J)
10/3/2017	<0.005						
10/4/2017		0.0027 (J)	<0.005	0.0008 (J)	0.0079 (J)	<0.005	
10/9/2017							0.0079 (J)
3/20/2018	<0.005	<0.005					
3/21/2018			<0.005	0.0079 (J)			0.0055 (J)
3/22/2018					0.0062 (J)	<0.005	
9/18/2018	<0.005	<0.005	<0.005	0.0081 (J)	0.0062 (J)	<0.005	
9/19/2018							0.0059 (J)
3/21/2019	<0.005						
3/22/2019		<0.005	<0.005				

ND substitution: RL or RL/2 if <15% NDs.

Time Series

Constituent: Chromium (mg/L) Analysis Run 8/10/2026 3:48 PM

Plant Bowen Client: Southern Company Data: Bowen 1, 2, 9, & 10

	GWC-9	GWC-10	GWC-10R	GWC-11	GWC-11R	GWC-12	GWC-13
3/23/2019				<0.005	0.0048 (J)	<0.005	0.0058 (J)
9/16/2019	<0.005						
9/17/2019		0.0009 (J)	0.00067 (J)	0.0079 (J)	0.0042 (J)	<0.005	
9/18/2019							0.0063 (J)
3/12/2020	0.00045 (J)	0.00047 (J)	<0.005	0.00084 (J)	0.0042 (J)	<0.005	
3/13/2020							0.0054 (J)
9/17/2020	<0.005	0.0011 (J)	<0.005				
9/21/2020				0.0081 (J)	0.0056 (J)	<0.005	
9/22/2020							0.0062 (J)
3/18/2021	<0.005	0.00068 (J)	0.002 (J)				0.0058
3/19/2021				0.0073	0.0079	<0.005	
8/10/2021	<0.005	<0.005					
8/11/2021			<0.005	<0.005	0.0042 (J)	<0.005	0.0074
2/2/2022	<0.005					<0.005	
2/4/2022		<0.005	<0.005	0.0071	0.0042 (J)		
2/17/2022							0.0053
8/17/2022	<0.005	0.0013 (J)					
8/18/2022			<0.005	<0.005	0.0046 (J)	<0.005	0.0044 (J)
2/20/2023		<0.005	<0.005	0.0015 (J)	0.0037 (J)		
2/21/2023	<0.005					<0.005	
2/22/2023							0.0038 (J)
7/31/2023	<0.005	0.0019 (J)	<0.005				
8/1/2023				0.0074	0.005 (J)	0.0016 (J)	0.0047 (J)
2/27/2024	<0.005	<0.005	<0.005			<0.005	0.0038 (J)
2/28/2024				0.0074	0.0037 (J)		
8/12/2024	<0.005	<0.005	<0.005		0.004 (J)	<0.005	0.003 (J)
8/13/2024				<0.005			
2/28/2025	<0.005	<0.005					
3/3/2025			<0.005		0.0039 (J)		0.0035 (J)
3/4/2025				0.0072		<0.005	
9/3/2025	<0.005	0.0021 (J)	<0.005	0.0074	0.0048 (J)	<0.005	0.0035 (J)
2/18/2026	0.00034 (J)					<0.005	
2/19/2026		0.0032 (J)	0.00035 (J)	0.0096			0.0041 (J)
2/20/2026					0.0044 (J)		

Time Series

Constituent: Chromium (mg/L) Analysis Run 8/10/2026 3:48 PM

Plant Bowen Client: Southern Company Data: Bowen 1, 2, 9, & 10

	GWC-13RZ	GWC-14Z	GWC-15R	GWC-15Z	GWC-44	GWC-45	GWC-45R
8/21/2007	<0.005						
8/23/2007			0.014				
8/24/2007		0.083 (O)		0.061 (O)		0.002	0.0022
10/23/2007						0.0056	0.011
11/1/2007	0.0042						
11/2/2007		0.0071	0.0036	0.078 (O)			
11/17/2007		0.012	0.031 (O)				
11/18/2007				0.085 (O)		0.38 (o)	0.0065
11/19/2007	0.0049						
1/15/2008		0.043 (O)	0.011	0.079 (O)		0.66 (o)	0.025
1/31/2008	<0.005						
3/5/2008	<0.005	0.0044				0.22 (o)	<0.005
3/6/2008			0.0027				
3/10/2008				0.062 (O)			
5/7/2008	<0.005	0.0084	0.008				
5/12/2008							0.0048
5/13/2008				0.044 (O)			
5/14/2008						0.19 (o)	
12/2/2008		0.0056	0.0059	0.027		0.0019	<0.005
12/12/2008	0.019 (O)						
4/16/2009		0.0042					
4/28/2009			<0.005	0.016		<0.005	<0.005
4/29/2009	0.002						
10/13/2009							<0.005
10/19/2009			<0.005				
10/20/2009		0.0037		0.018		<0.005	
10/21/2009	0.002						
4/20/2010		<0.005				<0.005	
4/21/2010							<0.005
4/27/2010			<0.005	0.012			
4/28/2010	0.0049						
9/28/2010						<0.005	
9/29/2010		0.0028					
10/4/2010			0.0013				<0.005
10/5/2010				0.0067			
10/6/2010	<0.005						
4/12/2011		<0.005				<0.005	
4/18/2011			<0.005				<0.005
4/19/2011				0.0081			
4/20/2011	<0.005						
10/4/2011		0.0015				<0.005	
10/5/2011							<0.005
10/12/2011	<0.005		0.0014	<0.005			
4/3/2012						<0.005	
4/4/2012		<0.005					
4/23/2012			<0.005				
4/25/2012	<0.005			<0.005			
5/3/2012							<0.005
10/2/2012	0.0015						
10/10/2012		0.0029	<0.005	<0.005			
10/15/2012						<0.005	<0.005
4/2/2013	0.0017						

ND substitution: RL or RL/2 if <15% NDs.

Time Series

Constituent: Chromium (mg/L) Analysis Run 8/10/2026 3:48 PM

Plant Bowen Client: Southern Company Data: Bowen 1, 2, 9, & 10

	GWC-13RZ	GWC-14Z	GWC-15R	GWC-15Z	GWC-44	GWC-45	GWC-45R
4/15/2013		0.0036	0.0021				
4/16/2013				0.0029		<0.005	<0.005
10/8/2013	<0.005						
10/22/2013		0.0048	<0.005	<0.005		<0.005	<0.005
4/1/2014	<0.005						
4/21/2014		0.0043	0.0011 (J)	<0.005			
4/23/2014						<0.005	<0.005
9/30/2014		0.0037	<0.005	<0.005			
10/1/2014	<0.005					<0.005	<0.005
3/31/2015	<0.005						
4/3/2015		0.016	<0.005	<0.005		<0.005	<0.005
10/6/2015				<0.005			
10/7/2015		0.0092	<0.005			<0.005	
10/9/2015							<0.005
10/14/2015	<0.005						
3/16/2016					<0.005	<0.005	<0.005
4/4/2016	<0.005						
4/5/2016		0.00605 (J)	<0.005	<0.005			
5/16/2016					<0.005	<0.005	<0.005
5/31/2016			<0.005	<0.005			
6/1/2016	<0.005	0.006 (J)					
7/25/2016					<0.005	<0.005	<0.005
8/4/2016			0.0005 (J)				
8/9/2016		0.0072 (J)					
9/19/2016					<0.005	<0.005	<0.005
9/29/2016			<0.005				
11/3/2016					<0.005		<0.005
11/4/2016						<0.005	
11/23/2016			<0.005	<0.005			
11/28/2016		<0.005					
1/19/2017					<0.005		
1/20/2017							<0.005
1/23/2017						<0.005	
2/9/2017		<0.005					
2/10/2017			<0.005	<0.005			
2/22/2017	0.0012 (J)						
3/28/2017					<0.005		
3/29/2017						<0.005	<0.005
4/11/2017	0.0033 (J)	0.0005 (J)		0.0007 (J)			
4/12/2017			0.0005 (J)				
6/5/2017					<0.005		
6/7/2017						<0.005	0.0004 (J)
6/14/2017		0.0006 (J)					
6/15/2017			0.0005 (J)	0.0005 (J)			
6/16/2017	<0.005						
7/12/2017	<0.005	0.0005 (J)		0.0008 (J)			
7/26/2017				0.0006 (J)			
7/28/2017	<0.005						
8/10/2017	<0.005						
9/26/2017					<0.005		
9/27/2017						<0.005	<0.005
10/5/2017		0.0006 (J)					

ND substitution: RL or RL/2 if <15% NDs.

Time Series

Constituent: Chromium (mg/L) Analysis Run 8/10/2026 3:48 PM

Plant Bowen Client: Southern Company Data: Bowen 1, 2, 9, & 10

	GWC-13RZ	GWC-14Z	GWC-15R	GWC-15Z	GWC-44	GWC-45	GWC-45R
10/6/2017	<0.005		<0.005	0.0008 (J)			
3/15/2018					<0.005	<0.005	<0.005
3/22/2018		<0.005					
3/23/2018	<0.005		<0.005	<0.005			
9/12/2018					<0.005		
9/13/2018						<0.005	<0.005
9/19/2018		<0.005	<0.005	<0.005			
9/20/2018	<0.005						
3/14/2019					<0.005	<0.005	<0.005
3/22/2019	<0.005	<0.005		<0.005			
3/25/2019			<0.005				
9/11/2019					<0.005	<0.005	<0.005
9/17/2019		0.00046 (J)	0.00044 (J)	0.00064 (J)			
9/19/2019	<0.005						
3/10/2020					0.00074 (J)	0.0007 (J)	0.00092 (J)
3/13/2020		0.00093 (J)	0.0011 (J)	0.0012 (J)			
3/17/2020	0.002 (J)						
9/11/2020						<0.005	0.00067 (J)
9/15/2020					<0.005		
9/21/2020		<0.005	0.0016 (J)	0.00089 (J)			
9/22/2020	<0.005						
3/11/2021					<0.005	<0.005	<0.005
3/18/2021		0.0023 (J)	0.00089 (J)	0.00078 (J)			
3/19/2021	<0.005						
8/4/2021					<0.005		
8/6/2021						<0.005	<0.005
8/11/2021		<0.005	<0.005	<0.005			
8/12/2021	<0.005						
1/31/2022					<0.005		
2/1/2022						<0.005	<0.005
2/4/2022	<0.005	<0.005	<0.005				
2/7/2022				0.0011 (J)			
8/12/2022						<0.005	<0.005
8/15/2022					<0.005		
8/18/2022		<0.005					
8/19/2022	<0.005		<0.005	<0.005			
2/14/2023					0.0015 (J)		
2/15/2023						<0.005	0.0058
2/22/2023	0.0024 (J)	<0.005	<0.005	0.0014 (J)			
7/26/2023					<0.005	<0.005	<0.005
8/1/2023		<0.005		<0.005			
8/2/2023	<0.005		<0.005				
2/20/2024					<0.005	<0.005	<0.005
2/28/2024	<0.005	<0.005	<0.005	<0.005			
8/5/2024						<0.005	<0.005
8/6/2024					<0.005		
8/13/2024	<0.005	<0.005	<0.005	<0.005			
2/26/2025					<0.005	<0.005	<0.005
3/3/2025		<0.005	<0.005	<0.005			
3/4/2025	<0.005						
8/28/2025					<0.005		
9/2/2025						<0.005	<0.005

ND substitution: RL or RL/2 if <15% NDs.

Time Series

Constituent: Chromium (mg/L) Analysis Run 8/10/2026 3:48 PM

Plant Bowen Client: Southern Company Data: Bowen 1, 2, 9, & 10

	GWC-13RZ	GWC-14Z	GWC-15R	GWC-15Z	GWC-44	GWC-45	GWC-45R
9/4/2025	<0.005	<0.005	<0.005	<0.005			
2/16/2026					0.00034 (J)		
2/17/2026						0.00029 (J)	0.00054 (J)
2/20/2026	<0.005						
2/24/2026		0.00024 (J)	0.00055 (J)	0.00063 (J)			

Time Series

Constituent: Chromium (mg/L) Analysis Run 8/10/2026 3:48 PM

Plant Bowen Client: Southern Company Data: Bowen 1, 2, 9, & 10

	GWC-46R	GWC-47	GWC-47R	GWC-48	GWC-49R	GWC-49Z
3/10/2016	<0.01	0.00202 (J)	0.00668 (J)	0.00207 (J)		
3/17/2016					<0.005	0.00778 (J)
5/17/2016	<0.01			<0.005		
5/18/2016		0.00248 (J)	0.00606		<0.005	<0.005
7/26/2016	0.0017 (J)					
7/27/2016		0.0021 (J)	0.0023 (J)	0.0017 (J)	0.0006 (J)	
7/28/2016						0.0014 (J)
9/20/2016	0.0015 (J)	0.002 (J)	0.0021 (J)	0.0024 (J)		
9/21/2016					0.0011 (J)	0.0009 (J)
11/4/2016	0.0016 (J)		0.0016 (J)	0.0013 (J)	<0.005	
11/7/2016		0.0023 (J)				<0.005
1/20/2017	0.0018 (J)		0.0016 (J)			
1/23/2017		0.0011 (J)		<0.005		
1/24/2017					<0.005	<0.005
3/28/2017	0.0024 (J)			0.0015 (J)		
3/29/2017		0.0012 (J)	0.001 (J)		0.0004 (J)	
3/30/2017						<0.005
6/7/2017	0.0018 (J)					
6/8/2017		0.0015 (J)	0.0024 (J)	0.0016 (J)	0.0005 (J)	
6/9/2017						<0.005
9/27/2017		0.0021 (J)	0.0021 (J)			
9/29/2017	0.0033 (J)			0.002 (J)	0.0005 (J)	<0.005
3/15/2018	0.0021 (J)	0.0023 (J)		<0.005	<0.005	<0.005
3/16/2018			0.003 (J)			
9/13/2018	0.0041 (J)	<0.005	0.0017 (J)	<0.005	<0.005	
9/14/2018						<0.005
3/15/2019		<0.005		0.0023 (J)		
3/18/2019	0.0022 (J)				<0.005	
3/19/2019			0.018 (o)			0.0017 (J)
9/11/2019	0.0038 (J)		0.0015 (J)	0.0016 (J)	0.00063 (J)	0.002 (J)
9/12/2019		0.0014 (J)				
3/9/2020		0.0012 (J)	0.0023 (J)	0.0023 (J)		0.00096 (J)
3/10/2020	0.0035 (J)					
3/11/2020					0.0012 (J)	
9/11/2020					<0.005	
9/14/2020	0.006 (J)	0.0022 (J)		0.0024 (J)		<0.005
9/15/2020			0.0017 (J)			
3/11/2021	0.0059	0.0013 (J)	0.0019 (J)	0.0021 (J)		
3/15/2021					0.00076 (J)	<0.005
5/26/2021	0.0052					
8/4/2021				0.0018 (J)		
8/5/2021	0.0057	0.0014 (J)	0.0022 (J)			<0.005
8/11/2021					<0.005	
1/31/2022	0.0051			0.002 (J)		
2/1/2022		0.0015 (J)	0.0022 (J)		<0.005	<0.005
8/15/2022	0.006	0.0015 (J)	0.0013 (J)	0.0019 (J)	<0.005	<0.005
2/14/2023	0.005 (J)				<0.005	<0.005
2/15/2023		0.0018 (J)	0.0027 (J)	0.0019 (J)		
7/26/2023	0.0073			0.002 (J)		
7/27/2023		0.0014 (J)	0.0028 (J)		<0.005	<0.005
2/21/2024	0.0066	0.0021 (J)	0.0046 (J)	<0.005	<0.005	<0.005
8/5/2024	0.005 (J)	<0.005	<0.005	<0.005		

ND substitution: RL or RL/2 if <15% NDs.

Time Series

Constituent: Chromium (mg/L) Analysis Run 8/10/2026 3:48 PM

Plant Bowen Client: Southern Company Data: Bowen 1, 2, 9, & 10

	GWC-46R	GWC-47	GWC-47R	GWC-48	GWC-49R	GWC-49Z
8/6/2024					<0.005	<0.005
2/26/2025	0.0039 (J)	0.0021 (J)	0.004 (J)	0.0013 (J)	<0.005	<0.005
8/28/2025		0.0014 (J)				
8/29/2025	0.0046 (J)			0.0018 (J)	<0.005	<0.005
9/2/2025			0.0025 (J)			
9/24/2025	0.0049 (J)					
2/16/2026	0.0043 (J)					
2/17/2026		0.0022 (J)	0.002 (J)	0.0013 (J)	0.0006 (J)	0.00032 (J)

ND substitution: RL or RL/2 if <15% NDs.

Time Series

Constituent: Cobalt (mg/L) Analysis Run 8/10/2026 3:48 PM

Plant Bowen Client: Southern Company Data: Bowen 1, 2, 9, & 10

	GWA-1 (bg)	GWA-2 (bg)	GWA-2R (bg)	GWA-3A (bg)	GWA-4RZ (bg)	GWA-39RZ (bg)	GWA-39Z (bg)
8/23/2007	<0.005	<0.005	<0.005	0.0033			
10/23/2007	<0.005						
10/24/2007		0.013	<0.005				
11/2/2007				0.0046			
11/18/2007	<0.005	0.0041	<0.005	0.0057			
1/30/2008	0.0045						
1/31/2008		<0.005	0.0083 (O)	0.0055			
3/10/2008	<0.005		<0.005				
3/11/2008		<0.005		0.0033			
5/6/2008		<0.005					
5/13/2008	<0.005		<0.005				
5/14/2008				0.0044			
12/4/2008		0.012	<0.005				
12/5/2008	<0.005			0.0035			
4/15/2009	<0.005			<0.005			
4/21/2009		<0.005	<0.005				
5/20/2009					<0.01		
10/7/2009	0.0041	<0.005					
10/8/2009			<0.005	<0.005			
10/19/2009					<0.01		
4/21/2010			<0.005				
4/26/2010		<0.005					
4/27/2010					<0.01		
4/28/2010				<0.005			
5/3/2010	<0.005						
9/28/2010			<0.005				
10/4/2010		<0.005			0.0058		
10/6/2010				<0.005			
10/12/2010	<0.005						
4/12/2011			<0.005				
4/13/2011		<0.005					
4/14/2011					<0.01		
4/21/2011				<0.005			
4/27/2011	<0.005						
10/4/2011			<0.005				
10/5/2011		<0.005			<0.01		
10/13/2011				<0.005			
10/17/2011	<0.005						
4/3/2012			<0.005				
4/11/2012		<0.005			<0.01		
5/1/2012				<0.005			
5/2/2012	<0.005						
10/2/2012					0.0022		
10/8/2012	<0.005						
10/9/2012		<0.005	<0.005	<0.005			
4/11/2013			<0.005	<0.005	0.002		
4/12/2013	<0.005						
4/15/2013		<0.005					
10/15/2013		<0.005					
10/16/2013	<0.005		<0.005	<0.005			
10/21/2013					<0.01		
4/10/2014			<0.005				

ND substitution: RL or RL/2 if <15% NDs.

Time Series

Constituent: Cobalt (mg/L) Analysis Run 8/10/2026 3:48 PM

Plant Bowen Client: Southern Company Data: Bowen 1, 2, 9, & 10

	GWA-1 (bg)	GWA-2 (bg)	GWA-2R (bg)	GWA-3A (bg)	GWA-4RZ (bg)	GWA-39RZ (bg)	GWA-39Z (bg)
4/11/2014	<0.005						
4/22/2014		<0.005					
4/23/2014				0.00074 (J)	<0.01		
9/30/2014	<0.005	<0.005	<0.005				
10/4/2014				0.00081 (J)	0.0052		
3/30/2015	0.0012 (J)	<0.005	<0.005				
3/31/2015				0.0021	0.0007 (J)		
10/11/2015					0.00073 (J)		
10/12/2015				0.00078 (J)			
10/13/2015	<0.005	<0.005	<0.005				
3/14/2016							0.00503 (J)
3/22/2016	<0.005						
3/23/2016		<0.005	<0.005	<0.005			
5/11/2016							0.0114
5/19/2016	<0.005		<0.005				
5/20/2016		<0.005					
5/23/2016				<0.005			
7/19/2016							0.0013 (J)
7/29/2016	0.0004 (J)	<0.005	<0.005	0.0007 (J)			
9/15/2016							0.002 (J)
9/22/2016			<0.005	0.0007 (J)			
9/23/2016	<0.005	<0.005					
11/2/2016							0.0005 (J)
11/9/2016	<0.005	<0.005					
11/10/2016			<0.005	0.0007 (J)			
1/18/2017							0.0015 (J)
1/30/2017	<0.005						
1/31/2017		<0.005	<0.005	0.0007 (J)			
2/21/2017						<0.005	
2/22/2017					<0.01		
3/27/2017						<0.005	
3/28/2017							0.0025 (J)
3/30/2017	<0.005	<0.005		0.0007 (J)			
4/3/2017			<0.005				
4/7/2017					0.0018 (J)		
6/7/2017							0.0023 (J)
6/8/2017						<0.005	
6/9/2017	<0.005		<0.005				
6/12/2017		<0.005		0.0007 (J)			
6/14/2017					0.0045 (J)		
7/12/2017					0.0046 (J)		
7/17/2017						<0.005	
7/20/2017					0.0109		
7/27/2017						<0.005	
7/28/2017					0.0104		
8/9/2017					0.0022 (J)	<0.005	
8/24/2017					0.0076 (J)		
9/26/2017							0.0011 (J)
9/29/2017						<0.005	
10/2/2017	<0.005	<0.005	<0.005				
10/3/2017					0.0028 (J)		
10/4/2017				0.0006 (J)			

ND substitution: RL or RL/2 if <15% NDs.

Time Series

Constituent: Cobalt (mg/L) Analysis Run 8/10/2026 3:48 PM

Plant Bowen Client: Southern Company Data: Bowen 1, 2, 9, & 10

	GWA-1 (bg)	GWA-2 (bg)	GWA-2R (bg)	GWA-3A (bg)	GWA-4RZ (bg)	GWA-39RZ (bg)	GWA-39Z (bg)
3/14/2018							0.00058 (J)
3/16/2018	<0.005		<0.005			<0.005	
3/19/2018		<0.005		0.00059 (J)			
3/21/2018					0.014		
9/12/2018							<0.005
9/14/2018		<0.005	<0.005			<0.005	
9/17/2018	<0.005			0.00057 (J)			
9/18/2018					0.017		
3/14/2019						<0.005	
3/15/2019							<0.005
3/19/2019			<0.005				
3/20/2019	0.00078 (J)	<0.005		<0.005			
3/21/2019					0.022		
9/9/2019							<0.005
9/11/2019						<0.005	
9/12/2019	0.00047 (J)	<0.005					
9/13/2019			<0.005	0.00046 (J)	0.02		
3/9/2020						<0.005	0.00075 (J)
3/11/2020	0.00037 (J)	<0.005	<0.005	0.00041 (J)			
3/12/2020					0.013		
9/10/2020							<0.005
9/15/2020	0.00048 (J)	<0.005	0.001 (J)				
9/16/2020						<0.005	
9/17/2020					0.019		
3/12/2021							0.00079 (J)
3/16/2021	<0.005		<0.005		0.015	<0.005	
3/17/2021		<0.005					
3/29/2021				<0.005			
8/4/2021							<0.005
8/6/2021						<0.005	
8/9/2021	<0.005	<0.005	0.0016 (J)	<0.005			
8/10/2021					0.011		
1/31/2022							<0.005
2/1/2022	<0.005	<0.005	0.00093 (J)				
2/2/2022				<0.005		<0.005	
2/3/2022					0.0059		
8/10/2022							<0.005
8/16/2022	<0.005	<0.005	0.0004 (J)	<0.005		<0.005	
8/17/2022					0.015		
2/13/2023							<0.005
2/14/2023						<0.005	
2/16/2023	<0.005	<0.005	0.00065 (J)				
2/17/2023				<0.005	0.017		
7/25/2023						<0.005	
7/26/2023							<0.005
7/27/2023	<0.005	<0.005	<0.005				
7/28/2023					0.02		
8/1/2023				<0.005			
2/19/2024						<0.005	<0.005
2/22/2024	<0.005	<0.005		<0.005			
2/26/2024			<0.005				
2/27/2024					0.017		

ND substitution: RL or RL/2 if <15% NDs.

Time Series

Constituent: Cobalt (mg/L) Analysis Run 8/10/2026 3:48 PM

Plant Bowen Client: Southern Company Data: Bowen 1, 2, 9, & 10

	GWA-1 (bg)	GWA-2 (bg)	GWA-2R (bg)	GWA-3A (bg)	GWA-4RZ (bg)	GWA-39RZ (bg)	GWA-39Z (bg)
8/1/2024						<0.005	<0.005
8/6/2024			<0.005				
8/7/2024	<0.005	<0.005					
8/8/2024				<0.005	0.0056		
2/25/2025							<0.005
2/26/2025				<0.005		<0.005	
2/27/2025	<0.005	<0.005	<0.005				
2/28/2025					0.019		
8/28/2025						<0.005	<0.005
9/2/2025	<0.005	<0.005	<0.005	<0.005			
9/3/2025					0.015		
2/17/2026				<0.005			
2/18/2026	<0.005	<0.005	<0.005		0.018	<0.005	<0.005

ND substitution: RL or RL/2 if <15% NDs.

Time Series

Constituent: Cobalt (mg/L) Analysis Run 8/10/2026 3:48 PM

Plant Bowen Client: Southern Company Data: Bowen 1, 2, 9, & 10

	GWA-40 (bg)	GWA-41 (bg)	GWA-41R (bg)	GWA-42 (bg)	GWA-43 (bg)	GWA-43R (bg)	GWA-50 (bg)
12/12/2008							<0.005
4/23/2009							<0.005
10/6/2009							<0.005
4/27/2010							<0.005
9/30/2010							<0.005
4/14/2011							<0.005
10/5/2011							<0.005
4/11/2012							<0.005
10/2/2012							<0.005
4/9/2013							<0.005
10/15/2013							<0.005
4/10/2014							<0.005
10/1/2014							<0.005
3/30/2015							<0.005
10/11/2015							<0.005
3/11/2016				<0.005	<0.005	<0.005	
3/15/2016	<0.005	<0.005	<0.005				
3/28/2016							<0.005
5/11/2016	<0.005						
5/12/2016		<0.005					
5/13/2016			<0.005		<0.005	<0.005	
5/16/2016				<0.005			
5/23/2016							<0.005
7/19/2016					<0.005	<0.005	
7/20/2016		<0.005					
7/21/2016	<0.005		0.0006 (J)				
7/22/2016				0.0004 (J)			
8/1/2016							<0.005
9/15/2016	<0.005	<0.005					
9/16/2016					<0.005	<0.005	
9/19/2016				<0.005			
9/21/2016			<0.005				
9/26/2016							<0.005
11/2/2016					<0.005	<0.005	
11/3/2016	<0.005	<0.005	<0.005	<0.005			
11/10/2016							<0.005
1/17/2017	<0.005		<0.005	<0.005			
1/18/2017		<0.005			<0.005	<0.005	
1/30/2017							<0.005
3/24/2017	<0.005	<0.005					
3/27/2017			0.0005 (J)	<0.005			
3/28/2017					<0.005	<0.005	
4/7/2017							<0.005
5/24/2017	<0.005						
6/6/2017		<0.005	<0.005		<0.005	<0.005	
6/7/2017				<0.005			
6/12/2017							<0.005
9/22/2017					<0.005	<0.005	
9/25/2017		<0.005	0.0006 (J)				
9/26/2017	<0.005			<0.005			
10/2/2017							<0.005
3/14/2018	<0.005	<0.005	<0.005	<0.005	<0.005		

ND substitution: RL or RL/2 if <15% NDs.

Time Series

Constituent: Cobalt (mg/L) Analysis Run 8/10/2026 3:48 PM

Plant Bowen Client: Southern Company Data: Bowen 1, 2, 9, & 10

	GWA-40 (bg)	GWA-41 (bg)	GWA-41R (bg)	GWA-42 (bg)	GWA-43 (bg)	GWA-43R (bg)	GWA-50 (bg)
3/15/2018						<0.005	
3/16/2018							<0.005
9/12/2018	<0.005	<0.005	0.0011 (J)		<0.005	<0.005	
9/14/2018				<0.005			
9/17/2018							<0.005
3/13/2019	<0.005				<0.005	<0.005	
3/14/2019		<0.005	<0.005	<0.005			
3/19/2019							<0.005
9/9/2019	<0.005						
9/10/2019		<0.005	<0.005	<0.005			
9/11/2019					<0.005	<0.005	
9/13/2019							<0.005
3/6/2020		<0.005		0.00039 (J)			
3/9/2020	<0.005		<0.005		0.00039 (J)	<0.005	
3/11/2020							<0.005
9/10/2020		<0.005	<0.005	<0.005			
9/11/2020	<0.005				<0.005		
9/14/2020						<0.005	
9/16/2020							<0.005
3/10/2021	<0.005		<0.005				
3/11/2021		<0.005		<0.005	<0.005	<0.005	
3/17/2021							<0.005
8/4/2021	<0.005	<0.005	<0.005	<0.005			
8/5/2021						<0.005	
8/6/2021					<0.005		
8/9/2021							<0.005
1/31/2022	<0.005	<0.005	<0.005	<0.005	<0.005	<0.005	
2/1/2022							<0.005
8/10/2022				<0.005		<0.005	
8/11/2022		<0.005	<0.005		<0.005		
8/12/2022	<0.005						
8/16/2022							<0.005
2/13/2023	<0.005	<0.005	<0.005	0.00039 (J)		<0.005	
2/14/2023					<0.005		
2/16/2023							<0.005
7/25/2023		<0.005	0.00053 (J)		<0.005	<0.005	
7/26/2023	<0.005			<0.005			
7/28/2023							<0.005
2/19/2024	<0.005	<0.005	<0.005				
2/20/2024				<0.005	<0.005	<0.005	
2/22/2024							<0.005
8/1/2024	<0.005	<0.005	0.0011 (J)	<0.005			
8/2/2024					<0.005	<0.005	
8/8/2024							<0.005
2/25/2025	<0.005	<0.005	<0.005	<0.005	<0.005	<0.005	
2/27/2025							<0.005
8/27/2025	<0.005		<0.005				
8/28/2025		<0.005		<0.005	<0.005	<0.005	
9/2/2025							<0.005
2/16/2026	<0.005	<0.005	0.00047 (J)	<0.005	0.00015 (J)	<0.005	
2/17/2026							<0.005

Time Series

Constituent: Cobalt (mg/L) Analysis Run 8/10/2026 3:48 PM

Plant Bowen Client: Southern Company Data: Bowen 1, 2, 9, & 10

	GWA-50R (bg)	GWC-5	GWC-6	GWC-6RZ	GWC-7Z	GWC-8RR	GWC-8Z
8/22/2007			<0.005		<0.005	<0.005	<0.005
8/23/2007		<0.005					
10/25/2007		<0.005	0.0038		<0.005		
10/26/2007						<0.005	
11/1/2007							<0.005
11/19/2007		<0.005					
11/20/2007			<0.005		<0.005	<0.005	<0.005
1/16/2008					0.0055		
1/23/2008		0.0073	0.0047			<0.005	0.011
3/6/2008					0.0036		
3/10/2008						0.0034	<0.005
3/11/2008		0.0025	<0.005				
5/6/2008						<0.005	
5/12/2008		<0.005					<0.005
5/13/2008					<0.005		
5/14/2008			<0.005				
12/11/2008		<0.005	<0.005				
12/12/2008	<0.005					0.016	0.018
12/13/2008					0.0044		
4/15/2009		<0.005			0.0029		
4/22/2009							<0.005
4/23/2009	0.0029		<0.005			<0.005	
10/6/2009	<0.005						
10/8/2009						0.0056	<0.005
10/9/2009		<0.005	<0.005		<0.005		
4/27/2010					<0.005		
4/28/2010							<0.005
5/3/2010	<0.005						
5/4/2010		<0.005	<0.005			0.0075	
10/5/2010					<0.005		
10/7/2010						0.0059	<0.005
10/11/2010	<0.005		<0.005				
10/12/2010		<0.005					
4/19/2011					<0.005		
4/20/2011							<0.005
4/26/2011			<0.005			<0.005	
4/27/2011	0.0028						
4/28/2011		<0.005					
10/12/2011					<0.005		<0.005
10/18/2011			<0.005			<0.005	
10/19/2011	<0.005	<0.005					
4/24/2012					<0.005		
4/30/2012						<0.005	<0.005
5/1/2012	<0.005						
5/2/2012		<0.005	<0.005				
10/2/2012	<0.005						
10/3/2012					<0.005	<0.005	<0.005
10/8/2012			<0.005				
10/9/2012		0.0024					
4/8/2013						<0.005	
4/9/2013					<0.005		<0.005
4/10/2013	0.0014		<0.005				

ND substitution: RL or RL/2 if <15% NDs.

Time Series

Constituent: Cobalt (mg/L) Analysis Run 8/10/2026 3:48 PM

Plant Bowen Client: Southern Company Data: Bowen 1, 2, 9, & 10

	GWA-50R (bg)	GWC-5	GWC-6	GWC-6RZ	GWC-7Z	GWC-8RR	GWC-8Z
4/11/2013		0.002					
10/8/2013			<0.005		0.0033		
10/9/2013						<0.005	<0.005
10/16/2013	0.0014	0.0023					
4/9/2014							<0.005
4/10/2014					0.0035	0.00077 (J)	
4/14/2014			0.00063 (J)				
4/22/2014	0.0013						
4/23/2014		0.003					
10/1/2014	<0.005						
10/2/2014					<0.005	<0.005	<0.005
10/3/2014		0.0034	0.00071 (J)				
3/30/2015	0.00079 (J)						
3/31/2015		0.00079 (J)					
4/1/2015			<0.005				
4/2/2015					<0.005		<0.005
4/3/2015						<0.005	
5/26/2015				<0.005			0.0018
6/18/2015				<0.005			0.0018
7/2/2015				<0.005			0.0013
10/8/2015						0.0014	<0.005
10/9/2015			<0.005	<0.005			
10/10/2015					0.0015		
10/11/2015	<0.005						
10/12/2015		0.00063 (J)					
3/22/2016							<0.005
3/28/2016	<0.005	<0.005					
3/29/2016			<0.005	<0.005			
3/30/2016						<0.005	
5/24/2016			<0.005	<0.005		<0.005	
5/25/2016	<0.005	<0.005					<0.005
5/31/2016					<0.005		
8/1/2016	<0.005	0.0005 (J)	<0.005	<0.005			
8/2/2016					0.0018 (J)	<0.005	<0.005
9/26/2016	<0.005		<0.005	<0.005			<0.005
9/27/2016		<0.005			0.0011 (J)	<0.005	
11/11/2016	<0.005	0.0006 (J)					
11/14/2016				<0.005			
11/18/2016			<0.005				
11/21/2016					0.0008 (J)		<0.005
11/22/2016						<0.005	
1/30/2017	<0.005						
1/31/2017		0.0007 (J)					
2/1/2017			<0.005	<0.005	0.0008 (J)		
2/3/2017							<0.005
2/6/2017						<0.005	
4/3/2017	<0.005	0.0005 (J)					
4/6/2017			<0.005	<0.005	0.0008 (J)	<0.005	
4/7/2017							<0.005
6/12/2017	<0.005	0.0004 (J)					
6/13/2017			<0.005	<0.005	0.0007 (J)		<0.005
6/14/2017						<0.005	

ND substitution: RL or RL/2 if <15% NDs.

Time Series

Constituent: Cobalt (mg/L) Analysis Run 8/10/2026 3:48 PM

Plant Bowen Client: Southern Company Data: Bowen 1, 2, 9, & 10

	GWA-50R (bg)	GWC-5	GWC-6	GWC-6RZ	GWC-7Z	GWC-8RR	GWC-8Z
7/14/2017					0.0005 (J)		
10/2/2017	<0.005						
10/3/2017		0.0003 (J)	<0.005	<0.005	0.0007 (J)		<0.005
10/4/2017						<0.005	
3/16/2018	<0.005						
3/19/2018		<0.005	<0.005				
3/20/2018				<0.005	0.00076 (J)		<0.005
3/21/2018						<0.005	
9/17/2018		<0.005	<0.005	<0.005			
9/18/2018	<0.005				0.00055 (J)	<0.005	<0.005
3/19/2019	<0.005						
3/20/2019		<0.005					
3/21/2019			<0.005	<0.005	0.00059 (J)		
3/27/2019						<0.005	
5/6/2019							<0.005
9/12/2019	<0.005						
9/13/2019					0.00099 (J)		
9/16/2019		<0.005	<0.005	<0.005		<0.005	<0.005
3/11/2020	<0.005						
3/12/2020			<0.005	<0.005	0.00031 (J)	<0.005	
3/16/2020		0.00031 (J)					<0.005
9/15/2020	<0.005						
9/16/2020		<0.005	<0.005	<0.005	0.00072 (J)		
9/17/2020						<0.005	<0.005
3/17/2021	<0.005	<0.005	<0.005	<0.005	0.00045 (J)	<0.005	
3/18/2021							<0.005
8/9/2021	<0.005	<0.005					
8/10/2021			<0.005	<0.005	0.00087 (J)	<0.005	<0.005
2/2/2022	<0.005	<0.005	<0.005	<0.005	0.00042 (J)	<0.005	<0.005
8/16/2022		<0.005					
8/17/2022	<0.005		<0.005	<0.005	<0.005	<0.005	<0.005
2/16/2023	<0.005						
2/17/2023			<0.005	<0.005			
2/20/2023		<0.005			<0.005		<0.005
2/21/2023						<0.005	
7/28/2023	<0.005	<0.005		<0.005			
7/31/2023			<0.005		<0.005	<0.005	<0.005
2/22/2024	<0.005						
2/26/2024		<0.005	<0.005	<0.005	<0.005		<0.005
2/27/2024						<0.005	
8/8/2024	<0.005	<0.005	<0.005	<0.005	<0.005		
8/12/2024						<0.005	<0.005
2/27/2025		<0.005	<0.005	<0.005	<0.005		
2/28/2025	<0.005						<0.005
3/4/2025						<0.005	
9/2/2025	<0.005			<0.005			
9/3/2025		<0.005	<0.005		<0.005	<0.005	<0.005
2/17/2026	<0.005						
2/19/2026		0.00015 (J)			0.00012 (J)	<0.005	<0.005
2/20/2026			<0.005	<0.005			

ND substitution: RL or RL/2 if <15% NDs.

Time Series

Constituent: Cobalt (mg/L) Analysis Run 8/10/2026 3:48 PM

Plant Bowen Client: Southern Company Data: Bowen 1, 2, 9, & 10

	GWC-9	GWC-10	GWC-10R	GWC-11	GWC-11R	GWC-12	GWC-13
8/21/2007		<0.005	<0.005	0.0031	<0.005	<0.0013	0.01
8/23/2007	<0.005						
11/1/2007	<0.005	<0.005	<0.005	0.0034	<0.005	0.0041	<0.005
11/18/2007				0.0045	<0.005		
11/19/2007	0.0034					0.0055	<0.005
11/20/2007		0.0046	<0.005				
1/15/2008	0.0067						
1/16/2008						0.008	
1/30/2008		0.0079	<0.005	0.0027	<0.005		
1/31/2008							0.0037
3/5/2008				<0.005		0.98 (O)	<0.005
3/6/2008	0.13 (O)	0.0037	<0.005		0.11 (O)		
5/7/2008				<0.005	<0.005		
5/8/2008			<0.005				
5/12/2008		<0.005					<0.005
5/13/2008	<0.005					0.01	
12/12/2008	0.0042						
12/13/2008		0.013				0.0073	0.011
12/14/2008			<0.005	<0.005	<0.005		
4/16/2009	0.0047					0.0033	
4/28/2009							<0.005
4/29/2009		<0.005	<0.005	<0.005	<0.005		
10/13/2009	0.0037						
10/20/2009		<0.005					
10/21/2009			<0.005			0.0039	<0.005
10/22/2009				<0.005	<0.005		
4/21/2010	<0.005		<0.005	<0.005	<0.005		
4/26/2010		<0.005					
4/27/2010						0.0044	
4/28/2010							<0.005
9/28/2010			<0.005	<0.005			
9/29/2010	<0.005	<0.005			<0.005		
10/5/2010						0.005	<0.005
4/12/2011			<0.005	<0.005			
4/13/2011	<0.005	<0.005			<0.005		
4/19/2011						0.0039	<0.005
10/4/2011			<0.005	<0.005	<0.005		
10/5/2011	<0.005	<0.005					
10/12/2011						0.0032	
10/18/2011							<0.005
4/3/2012			<0.005	<0.005			
4/4/2012	<0.005	<0.005			<0.005		
4/24/2012						<0.0013	
4/25/2012							<0.005
10/2/2012						<0.0013	<0.005
10/3/2012		0.0018		0.0037	<0.005		
10/8/2012	<0.005		<0.005				
4/2/2013						0.0038	<0.005
4/3/2013		0.0014	<0.005	<0.005	<0.005		
4/8/2013	<0.005						
10/8/2013							<0.005
10/9/2013	0.0013			<0.005	<0.005	0.003	

ND substitution: RL or RL/2 if <15% NDs.

Time Series

Constituent: Cobalt (mg/L) Analysis Run 8/10/2026 3:48 PM

Plant Bowen Client: Southern Company Data: Bowen 1, 2, 9, & 10

	GWC-9	GWC-10	GWC-10R	GWC-11	GWC-11R	GWC-12	GWC-13
10/15/2013		0.0018	<0.005				
4/1/2014						0.0027	<0.005
4/2/2014				0.0036	<0.005		
4/9/2014	0.0006 (J)	0.0007 (J)	<0.005				
9/30/2014	<0.005						
10/1/2014							<0.005
10/2/2014		<0.005	<0.005	0.016	<0.005	0.0027	
4/1/2015				<0.005	0.0026	0.0028	<0.005
4/2/2015	0.00064 (J)	<0.005	<0.005				
10/10/2015	0.0017	<0.005					
10/11/2015				<0.005	0.00065 (J)		
10/12/2015			<0.005				
10/14/2015						0.003	
10/15/2015							0.00051 (J)
3/30/2016	<0.005						
3/31/2016		<0.005	<0.005				
4/4/2016				<0.005	<0.005	0.00351 (J)	<0.005
5/26/2016	<0.005	<0.005	<0.005	<0.005	<0.005		
5/27/2016						0.00332 (J)	
5/31/2016							<0.005
8/3/2016			<0.005	<0.005		0.003 (J)	
8/4/2016					<0.005		<0.005
8/5/2016	<0.005	<0.005					
9/28/2016	<0.005	<0.005	<0.005	<0.005	<0.005		
9/29/2016							<0.005
9/30/2016						0.0035 (J)	
11/21/2016	<0.005						
11/22/2016		0.0006 (J)	<0.005	<0.005	<0.005	0.0027 (J)	
11/28/2016							<0.005
2/6/2017	<0.005						
2/7/2017		0.0017 (J)	<0.005				
2/8/2017				<0.005	<0.005		
2/9/2017							<0.005
2/13/2017						0.003 (J)	
4/6/2017	<0.005						
4/10/2017		<0.005	<0.005	<0.005	<0.005		
4/11/2017						0.0031 (J)	
4/12/2017							<0.005
6/13/2017	<0.005						
6/14/2017		<0.005	<0.005			0.0031 (J)	
6/15/2017				<0.005	<0.005		
6/16/2017							<0.005
10/3/2017	<0.005						
10/4/2017		<0.005	<0.005	<0.005	<0.005	0.0032 (J)	
10/9/2017							<0.005
3/20/2018	<0.005	0.0021 (J)					
3/21/2018			<0.005	<0.005			<0.005
3/22/2018					<0.005	0.0033 (J)	
9/18/2018	<0.005	<0.005	<0.005	<0.005	<0.005	0.0031 (J)	
9/19/2018							<0.005
3/21/2019	<0.005						
3/22/2019		0.0011 (J)	<0.005				

ND substitution: RL or RL/2 if <15% NDs.

Time Series

Constituent: Cobalt (mg/L) Analysis Run 8/10/2026 3:48 PM

Plant Bowen Client: Southern Company Data: Bowen 1, 2, 9, & 10

	GWC-9	GWC-10	GWC-10R	GWC-11	GWC-11R	GWC-12	GWC-13
3/23/2019				<0.005	<0.005	0.0032 (J)	<0.005
9/16/2019	<0.005						
9/17/2019		<0.005	<0.005	<0.005	<0.005	0.003 (J)	
9/18/2019							0.0005 (J)
3/12/2020	0.00044 (J)	0.0017 (J)	<0.005	<0.005	<0.005	0.0031 (J)	
3/13/2020							<0.005
9/17/2020	<0.005	<0.005	<0.005				
9/21/2020				<0.005	<0.005	0.0029 (J)	
9/22/2020							<0.005
3/18/2021	<0.005	0.001 (J)	<0.005				<0.005
3/19/2021				<0.005	<0.005	0.0029 (J)	
8/10/2021	<0.005	0.00075 (J)					
8/11/2021			<0.005	<0.005	<0.005	0.0026 (J)	<0.005
2/2/2022	0.00043 (J)					0.0034 (J)	
2/4/2022		0.0018 (J)	<0.005	<0.005	<0.005		
2/17/2022							<0.005
8/17/2022	0.00043 (J)	0.00051 (J)					
8/18/2022			<0.005	<0.005	<0.005	0.0028 (J)	<0.005
2/20/2023		0.0026 (J)	<0.005	<0.005	<0.005		
2/21/2023	0.00043 (J)					0.0029 (J)	
2/22/2023							<0.005
7/31/2023	<0.005	0.0007 (J)	<0.005				
8/1/2023				<0.005	<0.005	0.0032 (J)	<0.005
2/27/2024	0.0004 (J)	0.0015 (J)	<0.005			0.0029 (J)	<0.005
2/28/2024				<0.005	<0.005		
8/12/2024	<0.005	0.00067 (J)	<0.005		<0.005	0.0027 (J)	<0.005
8/13/2024				<0.005			
2/28/2025	<0.005	0.0029 (J)					
3/3/2025			<0.005		<0.005		<0.005
3/4/2025				<0.005		0.0033 (J)	
9/3/2025	<0.005	<0.005	<0.005	<0.005	<0.005	0.003 (J)	<0.005
2/18/2026	0.00015 (J)					0.0034 (J)	
2/19/2026		0.00083 (J)	<0.005	<0.005			0.00022 (J)
2/20/2026					<0.005		

ND substitution: RL or RL/2 if <15% NDs.

Time Series

Constituent: Cobalt (mg/L) Analysis Run 8/10/2026 3:48 PM

Plant Bowen Client: Southern Company Data: Bowen 1, 2, 9, & 10

	GWC-13RZ	GWC-14Z	GWC-15R	GWC-15Z	GWC-44	GWC-45	GWC-45R
8/21/2007	<0.005						
8/23/2007			<0.005				
8/24/2007		<0.005		<0.005		0.028	<0.005
10/23/2007						0.021	0.012
11/1/2007	<0.005						
11/2/2007		<0.005	<0.005	<0.005			
11/17/2007		0.0039	<0.005				
11/18/2007				<0.005		0.034	<0.005
11/19/2007	<0.005						
1/15/2008		<0.005	<0.005	0.0029		0.2 (o)	0.0028
1/31/2008	<0.005						
3/5/2008	<0.005	0.005				0.02	<0.005
3/6/2008			<0.005				
3/10/2008				0.069 (O)			
5/7/2008	<0.005	<0.005	<0.005				
5/12/2008							<0.005
5/13/2008				<0.005			
5/14/2008						0.014	
12/2/2008		0.011	<0.005	0.0027		0.012	<0.005
12/12/2008	0.0079						
4/16/2009		0.005					
4/28/2009			<0.005	<0.005		0.0065	<0.005
4/29/2009	<0.005						
10/13/2009							<0.005
10/19/2009			<0.005				
10/20/2009		0.0074		<0.005		0.003	
10/21/2009	<0.005						
4/20/2010		<0.005				<0.01	
4/21/2010							<0.005
4/27/2010			<0.005	<0.005			
4/28/2010	<0.005						
9/28/2010						<0.01	
9/29/2010		<0.005					
10/4/2010			<0.005				<0.005
10/5/2010				<0.005			
10/6/2010	<0.005						
4/12/2011		<0.005				<0.01	
4/18/2011			<0.005				<0.005
4/19/2011				<0.005			
4/20/2011	<0.005						
10/4/2011		<0.005				0.0028	
10/5/2011							<0.005
10/12/2011	<0.005		<0.005	<0.005			
4/3/2012						<0.01	
4/4/2012		<0.005					
4/23/2012			<0.005				
4/25/2012	<0.005			<0.005			
5/3/2012							<0.005
10/2/2012	<0.005						
10/10/2012		<0.005	<0.005	<0.005			
10/15/2012						0.0029	<0.005
4/2/2013	<0.005						

ND substitution: RL or RL/2 if <15% NDs.

Time Series

Constituent: Cobalt (mg/L) Analysis Run 8/10/2026 3:48 PM

Plant Bowen Client: Southern Company Data: Bowen 1, 2, 9, & 10

	GWC-13RZ	GWC-14Z	GWC-15R	GWC-15Z	GWC-44	GWC-45	GWC-45R
4/15/2013		<0.005	<0.005				
4/16/2013				<0.005		0.0025	<0.005
10/8/2013	<0.005						
10/22/2013		<0.005	<0.005	<0.005		0.0034	<0.005
4/1/2014	<0.005						
4/21/2014		<0.005	<0.005	<0.005			
4/23/2014						0.002	<0.005
9/30/2014		<0.005	<0.005	<0.005			
10/1/2014	<0.005					0.0036	<0.005
3/31/2015	<0.005						
4/3/2015		<0.005	<0.005	<0.005		0.0018	<0.005
10/6/2015				<0.005			
10/7/2015		<0.005	<0.005			0.0018	
10/9/2015							<0.005
10/14/2015	<0.005						
3/16/2016					0.002 (J)	<0.01	<0.005
4/4/2016	<0.005						
4/5/2016		<0.005	<0.005	<0.005			
5/16/2016					<0.005	<0.01	<0.005
5/31/2016			<0.005	<0.005			
6/1/2016	<0.005	<0.005					
7/25/2016					0.0015 (J)	0.0017 (J)	<0.005
8/4/2016			<0.005				
8/9/2016		0.0003 (J)					
9/19/2016					0.0014 (J)	0.0017 (J)	<0.005
9/29/2016			<0.005				
11/3/2016					0.0013 (J)		<0.005
11/4/2016						0.0013 (J)	
11/23/2016			<0.005	<0.005			
11/28/2016		<0.005					
1/19/2017					0.0013 (J)		
1/20/2017							<0.005
1/23/2017						0.0013 (J)	
2/9/2017		<0.005					
2/10/2017			<0.005	<0.005			
2/22/2017	<0.005						
3/28/2017					0.0019 (J)		
3/29/2017						0.0013 (J)	<0.005
4/11/2017	<0.005	<0.005		<0.005			
4/12/2017			0.0006 (J)				
6/5/2017					0.0022 (J)		
6/7/2017						0.0011 (J)	<0.005
6/14/2017		<0.005					
6/15/2017			0.0004 (J)	<0.005			
6/16/2017	<0.005						
7/12/2017	<0.005	<0.005		<0.005			
7/26/2017				<0.005			
7/28/2017	<0.005						
8/10/2017	<0.005						
9/26/2017					0.0018 (J)		
9/27/2017						0.0013 (J)	<0.005
10/5/2017		<0.005					

Time Series

Constituent: Cobalt (mg/L) Analysis Run 8/10/2026 3:48 PM

Plant Bowen Client: Southern Company Data: Bowen 1, 2, 9, & 10

	GWC-13RZ	GWC-14Z	GWC-15R	GWC-15Z	GWC-44	GWC-45	GWC-45R
10/6/2017	<0.005		<0.005	<0.005			
3/15/2018					0.0018 (J)	0.0012 (J)	<0.005
3/22/2018		<0.005					
3/23/2018	<0.005		<0.005	<0.005			
9/12/2018					0.0016 (J)		
9/13/2018						0.001 (J)	<0.005
9/19/2018		0.00058 (J)	<0.005	<0.005			
9/20/2018	<0.005						
3/14/2019					0.0022 (J)	0.0015 (J)	<0.005
3/22/2019	<0.005	<0.005		<0.005			
3/25/2019			<0.005				
9/11/2019					0.0018 (J)	0.0014 (J)	<0.005
9/17/2019		<0.005	<0.005	<0.005			
9/19/2019	<0.005						
3/10/2020					0.0021 (J)	0.0012 (J)	<0.005
3/13/2020		<0.005	<0.005	<0.005			
3/17/2020	<0.005						
9/11/2020						0.0012 (J)	<0.005
9/15/2020					0.0015 (J)		
9/21/2020		<0.005	<0.005	<0.005			
9/22/2020	<0.005						
3/11/2021					0.0016 (J)	0.0011 (J)	<0.005
3/18/2021		<0.005	<0.005	<0.005			
3/19/2021	<0.005						
8/4/2021					0.0016 (J)		
8/6/2021						0.0011 (J)	<0.005
8/11/2021		<0.005	<0.005	<0.005			
8/12/2021	<0.005						
1/31/2022					0.0017 (J)		
2/1/2022						0.0013 (J)	<0.005
2/4/2022	<0.005	<0.005	<0.005				
2/7/2022				<0.005			
8/12/2022						0.0011 (J)	<0.005
8/15/2022					0.0014 (J)		
8/18/2022		<0.005					
8/19/2022	<0.005		<0.005	<0.005			
2/14/2023					0.0014 (J)		
2/15/2023						0.0012 (J)	<0.005
2/22/2023	<0.005	<0.005	<0.005	<0.005			
7/26/2023					0.0015 (J)	0.0013 (J)	<0.005
8/1/2023		<0.005		<0.005			
8/2/2023	<0.005		<0.005				
2/20/2024					0.0016 (J)	0.0014 (J)	<0.005
2/28/2024	<0.005	<0.005	<0.005	<0.005			
8/5/2024						0.0011 (J)	<0.005
8/6/2024					0.0011 (J)		
8/13/2024	<0.005	<0.005	<0.005	<0.005			
2/26/2025					0.0019 (J)	0.0015 (J)	<0.005
3/3/2025		<0.005	<0.005	<0.005			
3/4/2025	<0.005						
8/28/2025					<0.005		
9/2/2025						0.0014 (J)	<0.005

ND substitution: RL or RL/2 if <15% NDs.

Time Series

Constituent: Cobalt (mg/L) Analysis Run 8/10/2026 3:48 PM

Plant Bowen Client: Southern Company Data: Bowen 1, 2, 9, & 10

	GWC-13RZ	GWC-14Z	GWC-15R	GWC-15Z	GWC-44	GWC-45	GWC-45R
9/4/2025	<0.005	<0.005	<0.005	<0.005			
2/16/2026					0.0012 (J)		
2/17/2026						0.0017 (J)	<0.005
2/20/2026	<0.005						
2/24/2026		<0.005	<0.005	<0.005			

ND substitution: RL or RL/2 if <15% NDs.

Time Series

Constituent: Cobalt (mg/L) Analysis Run 8/10/2026 3:48 PM

Plant Bowen Client: Southern Company Data: Bowen 1, 2, 9, & 10

	GWC-46R	GWC-47	GWC-47R	GWC-48	GWC-49R	GWC-49Z
3/10/2016	<0.005	<0.005	<0.005	0.00235 (J)		
3/17/2016					<0.005	<0.005
5/17/2016	<0.005			0.0025 (J)		
5/18/2016		<0.005	<0.005		<0.005	<0.005
7/26/2016	0.0006 (J)					
7/27/2016		<0.005	<0.005	0.0014 (J)	<0.005	
7/28/2016						0.0026 (J)
9/20/2016	<0.005	<0.005	<0.005	0.0015 (J)		
9/21/2016					<0.005	0.0044 (J)
11/4/2016	<0.005		<0.005	0.0014 (J)	<0.005	
11/7/2016		<0.005				0.0044 (J)
1/20/2017	<0.005		<0.005			
1/23/2017		<0.005		<0.01		
1/24/2017					<0.005	0.0049 (J)
3/28/2017	<0.005			0.0015 (J)		
3/29/2017		<0.005	<0.005		<0.005	
3/30/2017						0.0041 (J)
6/7/2017	<0.005					
6/8/2017		<0.005	<0.005	0.0016 (J)	<0.005	
6/9/2017						0.0054 (J)
9/27/2017		<0.005	<0.005			
9/29/2017	<0.005			0.0015 (J)	<0.005	0.0038 (J)
3/15/2018	<0.005	<0.005		0.0013 (J)	<0.005	0.0026 (J)
3/16/2018			<0.005			
9/13/2018	<0.005	<0.005	<0.005	0.0013 (J)	<0.005	
9/14/2018						0.0017 (J)
3/15/2019		<0.005		0.0012 (J)		
3/18/2019	<0.005				<0.005	
3/19/2019			<0.005			0.00069 (J)
9/11/2019	<0.005		<0.005	0.0013 (J)	<0.005	0.00075 (J)
9/12/2019		<0.005				
3/9/2020		<0.005	<0.005	0.0016 (J)		0.0028 (J)
3/10/2020	<0.005					
3/11/2020					<0.005	
9/11/2020					<0.005	
9/14/2020	<0.005	<0.005		0.0017 (J)		0.0014 (J)
9/15/2020			<0.005			
3/11/2021	<0.005	<0.005	<0.005	0.0025 (J)		
3/15/2021					<0.005	0.00056 (J)
8/4/2021				0.0017 (J)		
8/5/2021	<0.005	<0.005	<0.005			0.0025 (J)
8/11/2021					<0.005	
1/31/2022	<0.005			0.0021 (J)		
2/1/2022		<0.005	<0.005		<0.005	0.00066 (J)
8/15/2022	<0.005	<0.005	<0.005	0.0027 (J)	<0.005	0.0015 (J)
2/14/2023	<0.005				<0.005	0.00096 (J)
2/15/2023		<0.005	<0.005	0.0025 (J)		
7/26/2023	<0.005			0.0029 (J)		
7/27/2023		<0.005	<0.005		<0.005	0.00044 (J)
2/21/2024	<0.005	<0.005	<0.005	0.0025 (J)	<0.005	0.00037 (J)
8/5/2024	<0.005	<0.005	<0.005	0.0026 (J)		
8/6/2024					<0.005	0.0021 (J)

ND substitution: RL or RL/2 if <15% NDs.

Time Series

Constituent: Cobalt (mg/L) Analysis Run 8/10/2026 3:48 PM

Plant Bowen Client: Southern Company Data: Bowen 1, 2, 9, & 10

	GWC-46R	GWC-47	GWC-47R	GWC-48	GWC-49R	GWC-49Z
2/26/2025	<0.005	<0.005	<0.005	0.0035 (J)	<0.005	0.0014 (J)
8/28/2025		<0.005				
8/29/2025	<0.005			0.0039 (J)	<0.005	<0.005
9/2/2025			<0.005			
9/24/2025	<0.005					
2/16/2026	<0.005					
2/17/2026		<0.005	<0.005	0.0035 (J)	<0.005	<0.005

ND substitution: RL or RL/2 if <15% NDs.

Time Series

Constituent: Copper (mg/L) Analysis Run 8/10/2026 3:48 PM

Plant Bowen Client: Southern Company Data: Bowen 1, 2, 9, & 10

	GWA-1 (bg)	GWA-2 (bg)	GWA-2R (bg)	GWA-3A (bg)	GWA-4RZ (bg)	GWA-39RZ (bg)	GWA-39Z (bg)
8/23/2007	0.0066	<0.005	0.0036	0.017			
10/23/2007	0.0076						
10/24/2007		0.0088	<0.005				
11/2/2007				0.016			
11/18/2007	0.0055	0.0075	0.013	0.048			
1/30/2008	0.0094						
1/31/2008		<0.005	0.0069	0.039			
3/10/2008	0.0056		0.0044				
3/11/2008		0.0068		0.037			
5/6/2008		<0.005					
5/13/2008	0.0027		0.0033				
5/14/2008				0.051			
12/4/2008		0.013	<0.005				
12/5/2008	<0.005			0.038			
4/15/2009	0.0025			0.033			
4/21/2009		<0.005	<0.005				
5/20/2009					0.0079		
10/7/2009	0.0076	<0.005					
10/8/2009			<0.005	0.037			
10/19/2009					0.0038		
4/21/2010			<0.005				
4/26/2010		<0.005					
4/27/2010					0.0029		
4/28/2010				0.037			
5/3/2010	<0.005						
9/28/2010			<0.005				
10/4/2010		0.0027			0.02		
10/6/2010				0.041			
10/12/2010	<0.005						
4/12/2011			<0.005				
4/13/2011		0.0029					
4/14/2011					0.0034		
4/21/2011				0.034			
4/27/2011	<0.005						
10/4/2011			<0.005				
10/5/2011		<0.005			<0.005		
10/13/2011				0.048			
10/17/2011	<0.005						
4/3/2012			<0.005				
4/11/2012		<0.005			<0.005		
5/1/2012				0.0427			
5/2/2012	<0.005						
10/2/2012					0.0065		
10/8/2012	<0.005						
10/9/2012		<0.005	<0.005	0.038			
4/11/2013			<0.005	0.038	0.0066		
4/12/2013	<0.005						
4/15/2013		<0.005					
10/15/2013		<0.005					
10/16/2013	<0.005		<0.005	0.036			
10/21/2013					<0.005		
4/10/2014			0.0011 (J)				

ND substitution: RL or RL/2 if <15% NDs.

Time Series

Constituent: Copper (mg/L) Analysis Run 8/10/2026 3:48 PM

Plant Bowen Client: Southern Company Data: Bowen 1, 2, 9, & 10

	GWA-1 (bg)	GWA-2 (bg)	GWA-2R (bg)	GWA-3A (bg)	GWA-4RZ (bg)	GWA-39RZ (bg)	GWA-39Z (bg)
4/11/2014	0.00094 (J)						
4/22/2014		<0.005					
4/23/2014				0.03	<0.005		
9/30/2014	<0.005	<0.005	<0.005				
10/4/2014				0.029	0.017		
3/30/2015	0.0033 (J)	<0.005	<0.005				
3/31/2015				0.026	0.0023 (J)		
10/11/2015					0.0031 (J)		
10/12/2015				0.05			
10/13/2015	0.0013 (J)	<0.005	<0.005				
3/14/2016							<0.005
3/22/2016	<0.005						
3/23/2016		<0.005	<0.005	0.0297			
5/11/2016							<0.005
7/19/2016							0.0005 (J)
7/29/2016	<0.005	0.0032 (J)	0.0006 (J)	0.0419			
9/15/2016							<0.005
11/2/2016							<0.005
1/18/2017							<0.005
2/21/2017						<0.005	
3/27/2017						<0.005	
3/28/2017							0.0005 (J)
3/30/2017	0.0004 (J)	<0.005		0.0392			
4/3/2017			0.0004 (J)				
4/7/2017					0.0004 (J)		
9/26/2017							0.0005 (J)
9/29/2017						<0.005	
10/2/2017	0.0003 (J)	<0.005	0.0003 (J)				
10/3/2017					<0.005		
10/4/2017				0.0343			
3/14/2018							<0.005
3/16/2018	<0.005		<0.005			<0.005	
3/19/2018		0.0025 (J)		0.033			
3/21/2018					<0.005		
9/12/2018							<0.005
9/14/2018		<0.005	<0.005			0.002 (J)	
9/17/2018	<0.005			0.033			
9/18/2018					<0.005		
3/14/2019						<0.005	
3/15/2019							<0.005
3/19/2019			<0.005				
3/20/2019	<0.005	<0.005		0.026			
3/21/2019					<0.005		
9/9/2019							<0.005
9/11/2019						0.0014 (J)	
9/12/2019	<0.005	<0.005					
9/13/2019			0.00055 (J)	0.026	0.00045 (J)		
3/9/2020						0.011 (J)	0.0007 (J)
3/11/2020	<0.005	0.0002 (J)	0.0011 (J)	0.027			
3/12/2020					0.0002 (J)		
9/10/2020							<0.005
9/15/2020	<0.005	<0.005	<0.005				

ND substitution: RL or RL/2 if <15% NDs.

Time Series

Constituent: Copper (mg/L) Analysis Run 8/10/2026 3:48 PM

Plant Bowen Client: Southern Company Data: Bowen 1, 2, 9, & 10

	GWA-1 (bg)	GWA-2 (bg)	GWA-2R (bg)	GWA-3A (bg)	GWA-4RZ (bg)	GWA-39RZ (bg)	GWA-39Z (bg)
9/16/2020						<0.005	
9/17/2020					<0.005		
3/12/2021							<0.005
3/16/2021	<0.005		<0.005		<0.005	<0.005	
3/17/2021		<0.005					
3/29/2021				<0.005			
8/4/2021							<0.005
8/6/2021						<0.005	
8/9/2021	<0.005	<0.005	0.0013 (J)	<0.005			
8/10/2021					<0.005		
1/31/2022							<0.005
2/1/2022	<0.005	<0.005	0.00096 (J)				
2/2/2022				<0.005		<0.005	
2/3/2022					<0.005		
8/10/2022							<0.005
8/16/2022	<0.005	<0.005	<0.005	<0.005		<0.005	
8/17/2022					<0.005		
2/13/2023							<0.005
2/14/2023						<0.005	
2/16/2023	<0.005	<0.005	0.0011 (J)				
2/17/2023				<0.005	<0.005		
7/25/2023						<0.005	
7/26/2023							<0.005
7/27/2023	0.0012 (J)	<0.005	0.0017 (J)				
7/28/2023					<0.005		
8/1/2023				<0.005			
2/19/2024						<0.005	<0.005
2/22/2024	<0.005	<0.005		<0.005			
2/26/2024			<0.005				
2/27/2024					<0.005		
8/1/2024						<0.005	<0.005
8/6/2024			<0.005				
8/7/2024	<0.005	0.00082 (J)					
8/8/2024				<0.005	<0.005		
2/25/2025							<0.005
2/26/2025				<0.005		<0.005	
2/27/2025	<0.005	<0.005	<0.005				
2/28/2025					<0.005		
8/28/2025						<0.005	<0.005
9/2/2025	<0.005	<0.005	<0.005	<0.005			
9/3/2025					<0.005		
2/17/2026				<0.005			
2/18/2026	<0.005	<0.005	<0.005		<0.005	<0.005	<0.005

ND substitution: RL or RL/2 if <15% NDs.

Time Series

Constituent: Copper (mg/L) Analysis Run 8/10/2026 3:48 PM

Plant Bowen Client: Southern Company Data: Bowen 1, 2, 9, & 10

	GWA-40 (bg)	GWA-41 (bg)	GWA-41R (bg)	GWA-42 (bg)	GWA-43 (bg)	GWA-43R (bg)	GWA-50 (bg)
12/12/2008							0.018
4/23/2009							0.013
10/6/2009							0.012
4/27/2010							0.0095
9/30/2010							0.0087
4/14/2011							0.0061
10/5/2011							<0.025
4/11/2012							<0.025
10/2/2012							<0.025
4/9/2013							0.0053
10/15/2013							0.0076
4/10/2014							0.005
10/1/2014							0.0047 (J)
3/30/2015							0.0048 (J)
10/11/2015							0.0055
3/11/2016				<0.005	<0.005	<0.005	
3/15/2016	<0.005	<0.005	<0.005				
3/28/2016							<0.025
5/11/2016	<0.005						
5/12/2016		<0.005					
5/13/2016			<0.005		<0.005	<0.005	
5/16/2016				<0.005			
7/19/2016					<0.005	<0.005	
7/20/2016		<0.005					
7/21/2016	<0.005		0.0005 (J)				
7/22/2016				<0.005			
8/1/2016							0.0025 (J)
9/15/2016	<0.005	0.0007 (J)					
9/16/2016					<0.005	<0.005	
9/19/2016				0.003 (J)			
9/21/2016			<0.005				
11/2/2016					<0.005	<0.005	
11/3/2016	<0.005	<0.005	<0.005	<0.005			
1/17/2017	<0.005		<0.005	<0.005			
1/18/2017		<0.005			<0.005	<0.005	
3/24/2017	<0.005	<0.005					
3/27/2017			<0.005	<0.005			
3/28/2017					0.0004 (J)	0.0005 (J)	
4/7/2017							0.003 (J)
9/22/2017					0.0004 (J)	0.0006 (J)	
9/25/2017		0.0003 (J)	0.0007 (J)				
9/26/2017	<0.005			<0.005			
10/2/2017							0.0031 (J)
3/14/2018	<0.005	<0.005	0.0021 (J)	<0.005	<0.005		
3/15/2018						<0.005	
3/16/2018							0.0037 (J)
9/12/2018	<0.005	<0.005	<0.005		<0.005	<0.005	
9/14/2018				<0.005			
9/17/2018							0.0028 (J)
3/13/2019	<0.005				<0.005	0.0015 (J)	
3/14/2019		<0.005	0.0022 (J)	<0.005			
3/19/2019							0.0023 (J)

ND substitution: RL or RL/2 if <15% NDs.

Time Series

Constituent: Copper (mg/L) Analysis Run 8/10/2026 3:48 PM

Plant Bowen Client: Southern Company Data: Bowen 1, 2, 9, & 10

	GWA-40 (bg)	GWA-41 (bg)	GWA-41R (bg)	GWA-42 (bg)	GWA-43 (bg)	GWA-43R (bg)	GWA-50 (bg)
9/9/2019	0.0022 (J)						
9/10/2019		0.00044 (J)	0.0022 (J)	<0.005			
9/11/2019					0.00036 (J)	0.00026 (J)	
9/13/2019							0.0023 (J)
3/6/2020		0.00093 (J)		0.00019 (J)			
3/9/2020	<0.005		0.0014 (J)		0.00035 (J)	0.00035 (J)	
3/11/2020							0.0026 (J)
9/10/2020		<0.005	<0.005	<0.005			
9/11/2020	<0.005				<0.005		
9/14/2020						<0.005	
9/16/2020							0.0018 (J)
3/10/2021	<0.005		<0.005				
3/11/2021		<0.005		<0.005	<0.005	<0.005	
3/17/2021							0.0019 (J)
8/4/2021	<0.005	<0.005	0.0008 (J)	<0.005			
8/5/2021						<0.005	
8/6/2021					<0.005		
8/9/2021							0.0017 (J)
1/31/2022	<0.005	<0.005	0.0028 (J)	<0.005	0.0014 (J)	<0.005	
2/1/2022							0.0017 (J)
8/10/2022				<0.005		<0.005	
8/11/2022		<0.005	<0.005		<0.005		
8/12/2022	<0.005						
8/16/2022							0.0014 (J)
2/13/2023	<0.005	<0.005	0.0012 (J)	<0.005		<0.005	
2/14/2023					<0.005		
2/16/2023							0.0015 (J)
7/25/2023		<0.005	<0.005		<0.005	<0.005	
7/26/2023	<0.005			<0.005			
7/28/2023							0.0023 (J)
2/19/2024	<0.005	<0.005	0.0011 (J)				
2/20/2024				<0.005	0.00068 (J)	<0.005	
2/22/2024							0.0015 (J)
8/1/2024	<0.005	<0.005	0.00053 (J)	<0.005			
8/2/2024					<0.005	<0.005	
8/8/2024							0.0018 (J)
2/25/2025	<0.005	<0.005	0.0035 (J)	<0.005	<0.005	<0.005	
2/27/2025							0.0017 (J)
8/27/2025	<0.005		<0.005				
8/28/2025		<0.005		<0.005	<0.005	<0.005	
9/2/2025							0.0016 (J)
2/16/2026	<0.005	<0.005	<0.005	0.00074 (J)	<0.005	<0.005	
2/17/2026							0.0017 (J)

Time Series

Constituent: Copper (mg/L) Analysis Run 8/10/2026 3:48 PM

Plant Bowen Client: Southern Company Data: Bowen 1, 2, 9, & 10

	GWA-50R (bg)	GWC-5	GWC-6	GWC-6RZ	GWC-7Z	GWC-8RR	GWC-8Z
8/22/2007			0.0033		0.0029	0.0033	<0.005
8/23/2007		0.0064					
10/25/2007		0.0081	<0.005		0.0046		
10/26/2007						<0.005	
11/1/2007							0.0039
11/19/2007		0.0059					
11/20/2007			0.0052		0.014	<0.005	0.0032
1/16/2008					0.014		
1/23/2008		0.018	0.0069			0.0026	0.007
3/6/2008					0.033		
3/10/2008						0.0033	<0.005
3/11/2008		0.027	0.0029				
5/6/2008						<0.005	
5/12/2008		0.016					<0.005
5/13/2008					0.0052		
5/14/2008			0.0035				
12/11/2008		0.016	<0.005				
12/12/2008	0.064 (O)					0.023	<0.005
12/13/2008					0.0037		
4/15/2009		0.017			0.0043		
4/22/2009							<0.005
4/23/2009	0.034		0.0038			0.0031	
10/6/2009	0.026						
10/8/2009						0.0088	<0.005
10/9/2009		0.045	0.0032		0.0029		
4/27/2010					0.0077		
4/28/2010							<0.005
5/3/2010	0.014						
5/4/2010		0.031	<0.005			0.014	
10/5/2010					0.0035		
10/7/2010						0.013	<0.005
10/11/2010	0.014		0.0029				
10/12/2010		0.024					
4/19/2011					<0.005		
4/20/2011							<0.005
4/26/2011			<0.005			0.013	
4/27/2011	0.028						
4/28/2011		0.0044					
10/12/2011					<0.005		<0.005
10/18/2011			<0.005			<0.005	
10/19/2011	<0.005	0.038					
4/24/2012					<0.005		
4/30/2012						<0.005	<0.005
5/1/2012	<0.005						
5/2/2012		0.0865 (O)	<0.005				
10/2/2012	0.011						
10/3/2012					<0.005	<0.005	<0.005
10/8/2012			<0.005				
10/9/2012		0.053					
4/8/2013						<0.005	
4/9/2013					<0.005		<0.005
4/10/2013	0.018		<0.005				

ND substitution: RL or RL/2 if <15% NDs.

Time Series

Constituent: Copper (mg/L) Analysis Run 8/10/2026 3:48 PM

Plant Bowen Client: Southern Company Data: Bowen 1, 2, 9, & 10

	GWA-50R (bg)	GWC-5	GWC-6	GWC-6RZ	GWC-7Z	GWC-8RR	GWC-8Z
4/11/2013		0.04					
10/8/2013			<0.005		<0.005		
10/9/2013						<0.005	<0.005
10/16/2013	0.016	0.054					
4/9/2014							<0.005
4/10/2014					0.0044 (J)	<0.005	
4/14/2014			0.001 (J)				
4/22/2014	0.014						
4/23/2014		0.054					
10/1/2014	0.0041 (J)						
10/2/2014					<0.005	<0.005	<0.005
10/3/2014		0.066	0.00091 (J)				
3/30/2015	0.012						
3/31/2015		0.025					
4/1/2015			0.0011 (J)				
4/2/2015					0.00093 (J)		<0.005
4/3/2015						<0.005	
5/26/2015				<0.005			<0.005
6/18/2015				<0.005			0.00087 (J)
7/2/2015				<0.005			<0.005
10/8/2015						0.002 (J)	0.00091 (J)
10/9/2015			<0.005	<0.005			
10/10/2015					0.0029 (J)		
10/11/2015	0.0049 (J)						
10/12/2015		0.018					
3/22/2016							<0.005
3/28/2016	0.00734 (J)	0.0256					
3/29/2016			<0.005	<0.005			
3/30/2016						<0.005	
8/1/2016	0.0049 (J)	0.0178 (J)	<0.005	<0.005			
8/2/2016					<0.005	<0.005	<0.005
4/3/2017	0.0023 (J)	0.0272					
4/6/2017			<0.005	<0.005	0.0004 (J)	<0.005	
4/7/2017							<0.005
10/2/2017	0.0023 (J)						
10/3/2017		0.0239 (J)	<0.005	<0.005	0.0006 (J)		0.0003 (J)
10/4/2017						<0.005	
3/16/2018	0.0035 (J)						
3/19/2018		0.021 (J)	<0.005				
3/20/2018				<0.005	<0.005		<0.005
3/21/2018						<0.005	
9/17/2018		0.018 (J)	<0.005	<0.005			
9/18/2018	0.0041 (J)				<0.005	<0.005	<0.005
3/19/2019	0.0029 (J)						
3/20/2019		0.023 (J)					
3/21/2019			0.0018 (J)	<0.005	<0.005		
3/27/2019						<0.005	
5/6/2019							<0.005
9/12/2019	0.0028 (J)						
9/13/2019					0.00025 (J)		
9/16/2019		0.016 (J)	<0.005	<0.005		<0.005	<0.005
3/11/2020	0.0035 (J)						

ND substitution: RL or RL/2 if <15% NDs.

Time Series

Constituent: Copper (mg/L) Analysis Run 8/10/2026 3:48 PM

Plant Bowen Client: Southern Company Data: Bowen 1, 2, 9, & 10

	GWA-50R (bg)	GWC-5	GWC-6	GWC-6RZ	GWC-7Z	GWC-8RR	GWC-8Z
3/12/2020			<0.005	0.00028 (J)	0.00021 (J)	<0.005	
3/16/2020		0.012 (J)					0.00024 (J)
9/15/2020	0.0031 (J)						
9/16/2020		0.017 (J)	<0.005	<0.005	<0.005		
9/17/2020						<0.005	<0.005
3/17/2021	0.0024 (J)	0.019	<0.005	<0.005	<0.005	<0.005	
3/18/2021							<0.005
8/9/2021	0.0028 (J)	0.026					
8/10/2021			<0.005	<0.005	<0.005	<0.005	<0.005
2/2/2022	0.0033 (J)	0.024	<0.005	<0.005	<0.005	<0.005	<0.005
8/16/2022		0.021					
8/17/2022	0.0098		<0.005	<0.005	<0.005	<0.005	<0.005
2/16/2023	0.0028 (J)						
2/17/2023			<0.005	<0.005			
2/20/2023		0.023			<0.005		<0.005
2/21/2023						<0.005	
7/28/2023	0.0034 (J)	0.024		<0.005			
7/31/2023			<0.005		<0.005	<0.005	<0.005
2/22/2024	0.003 (J)						
2/26/2024		0.019	<0.005	<0.005	<0.005		<0.005
2/27/2024						<0.005	
8/8/2024	0.0027 (J)	0.018	<0.005	<0.005	<0.005		
8/12/2024						<0.005	<0.005
2/27/2025		0.016	<0.005	<0.005	<0.005		
2/28/2025	0.004 (J)						<0.005
3/4/2025						<0.005	
9/2/2025	0.0032 (J)			<0.005			
9/3/2025		0.032	<0.005		0.0021 (J)	<0.005	<0.005
2/17/2026	0.0033 (J)						
2/19/2026		0.018			<0.005	<0.005	<0.005
2/20/2026			<0.005	<0.005			

ND substitution: RL or RL/2 if <15% NDs.

Time Series

Constituent: Copper (mg/L) Analysis Run 8/10/2026 3:48 PM

Plant Bowen Client: Southern Company Data: Bowen 1, 2, 9, & 10

	GWC-9	GWC-10	GWC-10R	GWC-11	GWC-11R	GWC-12	GWC-13
8/21/2007		0.0058	0.007	<0.005	0.0032	<0.005	<0.005
8/23/2007	<0.005						
11/1/2007	0.0047	<0.005	<0.005	<0.005	0.0031	<0.005	<0.005
11/18/2007				<0.005	<0.005		
11/19/2007	0.0067					0.0029	0.0035
11/20/2007		0.006	0.0032				
1/15/2008	0.01						
1/16/2008						0.0067	
1/30/2008		0.0037	0.0039	<0.005	<0.005		
1/31/2008							<0.005
3/5/2008				<0.005		0.0058	<0.005
3/6/2008	0.007	0.004	<0.005		<0.005		
5/7/2008				0.0037	0.0029		
5/8/2008			0.0039				
5/12/2008		<0.005					<0.005
5/13/2008	<0.005					<0.005	
12/12/2008	0.0048						
12/13/2008		0.0051				<0.005	0.0028
12/14/2008			0.0046	<0.005	<0.005		
4/16/2009	0.0042					0.0032	
4/28/2009							<0.005
4/29/2009		0.003	<0.005	<0.005	<0.005		
10/13/2009	0.0034						
10/20/2009		<0.005					
10/21/2009			<0.005			<0.005	0.0025
10/22/2009				<0.005	<0.005		
4/21/2010	<0.005		<0.005	<0.005	<0.005		
4/26/2010		<0.005					
4/27/2010						0.0034	
4/28/2010							<0.005
9/28/2010			<0.005	0.0028			
9/29/2010	<0.005	<0.005			<0.005		
10/5/2010						<0.005	<0.005
4/12/2011			<0.005	<0.005			
4/13/2011	<0.005	<0.005			<0.005		
4/19/2011						<0.005	<0.005
10/4/2011			<0.005	0.013	<0.005		
10/5/2011	<0.005	<0.005					
10/12/2011						<0.005	
10/18/2011							<0.005
4/3/2012			<0.005	<0.005			
4/4/2012	<0.005	<0.005			<0.005		
4/24/2012						<0.005	
4/25/2012							<0.005
10/2/2012						<0.005	<0.005
10/3/2012		<0.005		<0.005	<0.005		
10/8/2012	<0.005		<0.005				
4/2/2013						0.0063	<0.005
4/3/2013		<0.005	<0.005	<0.005	<0.005		
4/8/2013	<0.005						
10/8/2013							<0.005
10/9/2013	<0.005			<0.005	<0.005	<0.005	

ND substitution: RL or RL/2 if <15% NDs.

Time Series

Constituent: Copper (mg/L) Analysis Run 8/10/2026 3:48 PM

Plant Bowen Client: Southern Company Data: Bowen 1, 2, 9, & 10

	GWC-9	GWC-10	GWC-10R	GWC-11	GWC-11R	GWC-12	GWC-13
10/15/2013		<0.005	<0.005				
4/1/2014						<0.005	<0.005
4/2/2014				<0.005	0.0013 (J)		
4/9/2014	<0.005	<0.005	<0.005				
9/30/2014	<0.005						
10/1/2014							<0.005
10/2/2014		<0.005	<0.005	0.00084 (J)	0.0022 (J)	<0.005	
4/1/2015				<0.005	0.019	<0.005	<0.005
4/2/2015	<0.005	<0.005	<0.005				
10/10/2015	0.0019 (J)	0.0027 (J)					
10/11/2015				<0.005	0.013		
10/12/2015			<0.005				
10/14/2015						0.0017 (J)	
10/15/2015							<0.005
3/30/2016	<0.005						
3/31/2016		<0.005	<0.005				
4/4/2016				<0.005	<0.005	<0.005	<0.005
8/3/2016			<0.005	<0.005		<0.005	
8/4/2016					<0.005		<0.005
8/5/2016	<0.005	<0.005					
4/6/2017	0.0003 (J)						
4/10/2017		<0.005	<0.005	<0.005	<0.005		
4/11/2017						0.0003 (J)	
4/12/2017							0.0003 (J)
10/3/2017	<0.005						
10/4/2017		<0.005	<0.005	<0.005	<0.005	<0.005	
10/9/2017							0.0005 (J)
3/20/2018	<0.005	0.0016 (J)					
3/21/2018			<0.005	<0.005			<0.005
3/22/2018					<0.005	<0.005	
9/18/2018	<0.005	<0.005	<0.005	<0.005	<0.005	<0.005	
9/19/2018							<0.005
3/21/2019	<0.005						
3/22/2019		<0.005	<0.005				
3/23/2019				<0.005	<0.005	<0.005	<0.005
9/16/2019	0.00021 (J)						
9/17/2019		<0.005	0.00029 (J)	<0.005	0.00031 (J)	<0.005	
9/18/2019							0.00057 (J)
3/12/2020	0.00031 (J)	<0.005	<0.005	0.00023 (J)	0.00032 (J)	<0.005	
3/13/2020							0.00033 (J)
9/17/2020	<0.005	<0.005	<0.005				
9/21/2020				<0.005	<0.005	<0.005	
9/22/2020							<0.005
3/18/2021	<0.005	<0.005	<0.005				<0.005
3/19/2021				<0.005	0.0018 (J)	<0.005	
8/10/2021	<0.005	<0.005					
8/11/2021			<0.005	<0.005	<0.005	<0.005	<0.005
2/2/2022	<0.005					<0.005	
2/4/2022		<0.005	<0.005	<0.005	<0.005		
2/17/2022							<0.005
8/17/2022	<0.005	<0.005					
8/18/2022			<0.005	<0.005	<0.005	<0.005	<0.005

Time Series

Constituent: Copper (mg/L) Analysis Run 8/10/2026 3:48 PM

Plant Bowen Client: Southern Company Data: Bowen 1, 2, 9, & 10

	GWC-9	GWC-10	GWC-10R	GWC-11	GWC-11R	GWC-12	GWC-13
2/20/2023		<0.005	<0.005	<0.005	<0.005		
2/21/2023	<0.005					<0.005	
2/22/2023							<0.005
7/31/2023	<0.005	<0.005	<0.005				
8/1/2023				<0.005	<0.005	0.0039 (J)	<0.005
2/27/2024	<0.005	<0.005	<0.005			<0.005	<0.005
2/28/2024				<0.005	<0.005		
8/12/2024	<0.005	<0.005	<0.005		<0.005	0.00048 (J)	<0.005
8/13/2024				<0.005			
2/28/2025	<0.005	<0.005					
3/3/2025			<0.005		<0.005		<0.005
3/4/2025				<0.005		<0.005	
9/3/2025	<0.005	<0.005	<0.005	<0.005	<0.005	<0.005	<0.005
2/18/2026	<0.005					<0.005	
2/19/2026		<0.005	<0.005	<0.005			<0.005
2/20/2026					<0.005		

ND substitution: RL or RL/2 if <15% NDs.

Time Series

Constituent: Copper (mg/L) Analysis Run 8/10/2026 3:48 PM

Plant Bowen Client: Southern Company Data: Bowen 1, 2, 9, & 10

	GWC-13RZ	GWC-14Z	GWC-15R	GWC-15Z	GWC-44	GWC-45	GWC-45R
8/21/2007	<0.005						
8/23/2007			<0.005				
8/24/2007		0.0048		0.021		0.0081	0.016
10/23/2007						<0.005	0.0049
11/1/2007	<0.005						
11/2/2007		<0.005	<0.005	0.0037			
11/17/2007		0.0031	0.02				
11/18/2007				0.007		0.033 (o)	0.0037
11/19/2007	0.0043						
1/15/2008		0.0033	0.0043	0.0055		0.034 (o)	0.0092
1/31/2008	<0.005						
3/5/2008	<0.005	0.0026				0.066 (o)	0.0028
3/6/2008			<0.005				
3/10/2008				0.0042			
5/7/2008	<0.005	0.0028	0.0026				
5/12/2008							<0.005
5/13/2008				<0.005			
5/14/2008						0.018	
12/2/2008		0.0029	<0.005	0.0039		0.0029	<0.005
12/12/2008	0.013						
4/16/2009		0.0035					
4/28/2009			0.003	<0.005		<0.005	<0.005
4/29/2009	0.0029						
10/13/2009							0.0036
10/19/2009			<0.005				
10/20/2009		0.0056		<0.005		<0.005	
10/21/2009	<0.005						
4/20/2010		<0.005				<0.005	
4/21/2010							<0.005
4/27/2010			<0.005	<0.005			
4/28/2010	0.0032						
9/28/2010						<0.005	
9/29/2010		<0.005					
10/4/2010			0.0025				<0.005
10/5/2010				<0.005			
10/6/2010	<0.005						
4/12/2011		<0.005				<0.005	
4/18/2011			<0.005				<0.005
4/19/2011				<0.005			
4/20/2011	<0.005						
10/4/2011		<0.005				<0.005	
10/5/2011							<0.005
10/12/2011	<0.005		<0.005	<0.005			
4/3/2012						<0.005	
4/4/2012		<0.005					
4/23/2012			<0.005				
4/25/2012	<0.005			<0.005			
5/3/2012							<0.005
10/2/2012	<0.005						
10/10/2012		<0.005	<0.005	<0.005			
10/15/2012						<0.005	<0.005
4/2/2013	<0.005						

ND substitution: RL or RL/2 if <15% NDs.

Time Series

Constituent: Copper (mg/L) Analysis Run 8/10/2026 3:48 PM

Plant Bowen Client: Southern Company Data: Bowen 1, 2, 9, & 10

	GWC-13RZ	GWC-14Z	GWC-15R	GWC-15Z	GWC-44	GWC-45	GWC-45R
4/15/2013		<0.005	<0.005				
4/16/2013				<0.005		<0.005	<0.005
10/8/2013	<0.005						
10/22/2013		<0.005	<0.005	<0.005		<0.005	<0.005
4/1/2014	0.00091 (J)						
4/21/2014		<0.005	<0.005	0.00094 (J)			
4/23/2014						<0.005	<0.005
9/30/2014		<0.005	<0.005	<0.005			
10/1/2014	<0.005					<0.005	<0.005
3/31/2015	<0.005						
4/3/2015		<0.005	<0.005	<0.005		<0.005	<0.005
10/6/2015				<0.005			
10/7/2015		0.0012 (J)	0.00093 (J)			0.001 (J)	
10/9/2015							0.00084 (J)
10/14/2015	<0.005						
3/16/2016					<0.005	<0.005	<0.005
4/4/2016	<0.005						
4/5/2016		<0.005	<0.005	<0.005			
5/16/2016					<0.005	<0.005	<0.005
7/25/2016					0.0005 (J)	<0.005	<0.005
8/4/2016			0.0007 (J)				
8/9/2016		<0.005					
9/19/2016					<0.005	0.0032 (J)	<0.005
11/3/2016					<0.005		<0.005
11/4/2016						0.0006 (J)	
1/19/2017					<0.005		
1/20/2017							<0.005
1/23/2017						0.0008 (J)	
3/28/2017					0.0007 (J)		
3/29/2017						0.0005 (J)	0.0022 (J)
4/11/2017	<0.005	<0.005		0.0003 (J)			
4/12/2017			<0.005				
9/26/2017					0.0006 (J)		
9/27/2017						0.0014 (J)	<0.005
10/5/2017		<0.005					
10/6/2017	<0.005		0.0003 (J)	<0.005			
3/15/2018					<0.005	<0.005	<0.005
3/22/2018		<0.005					
3/23/2018	<0.005		<0.005	<0.005			
9/12/2018					<0.005		
9/13/2018						<0.005	<0.005
9/19/2018		<0.005	<0.005	<0.005			
9/20/2018	<0.005						
3/14/2019					<0.005	<0.005	<0.005
3/22/2019	<0.005	<0.005		<0.005			
3/25/2019			<0.005				
9/11/2019					0.00043 (J)	0.012 (J)	<0.005
9/17/2019		<0.005	<0.005	<0.005			
9/19/2019	0.00021 (J)						
10/21/2019						0.00021 (J)	
3/10/2020					0.00067 (J)	0.00031 (J)	<0.005
3/13/2020		<0.005	0.00029 (J)	0.0002 (J)			

ND substitution: RL or RL/2 if <15% NDs.

Time Series

Constituent: Copper (mg/L) Analysis Run 8/10/2026 3:48 PM

Plant Bowen Client: Southern Company Data: Bowen 1, 2, 9, & 10

	GWC-13RZ	GWC-14Z	GWC-15R	GWC-15Z	GWC-44	GWC-45	GWC-45R
3/17/2020	0.00045 (J)						
9/11/2020						<0.005	<0.005
9/15/2020					<0.005		
9/21/2020		<0.005	<0.005	<0.005			
9/22/2020	<0.005						
3/11/2021					<0.005	<0.005	<0.005
3/18/2021		<0.005	<0.005	<0.005			
3/19/2021	<0.005						
8/4/2021					0.0006 (J)		
8/6/2021						<0.005	<0.005
8/11/2021		<0.005	<0.005	<0.005			
8/12/2021	<0.005						
1/31/2022					0.00053 (J)		
2/1/2022						<0.005	<0.005
2/4/2022	<0.005	<0.005	<0.005				
2/7/2022				<0.005			
8/12/2022						<0.005	<0.005
8/15/2022					<0.005		
8/18/2022		<0.005					
8/19/2022	<0.005		<0.005	<0.005			
2/14/2023					0.0054		
2/15/2023						<0.005	<0.005
2/22/2023	0.0014 (J)	<0.005	<0.005	<0.005			
7/26/2023					<0.005	<0.005	<0.005
8/1/2023		<0.005		<0.005			
8/2/2023	0.0011 (J)		<0.005				
2/20/2024					0.0005 (J)	0.00067 (J)	<0.005
2/28/2024	<0.005	<0.005	<0.005	<0.005			
8/5/2024						<0.005	<0.005
8/6/2024					<0.005		
8/13/2024	<0.005	<0.005	<0.005	<0.005			
2/26/2025					<0.005	<0.005	<0.005
3/3/2025		<0.005	<0.005	<0.005			
3/4/2025	<0.005						
8/28/2025					<0.005		
9/2/2025						<0.005	<0.005
9/4/2025	<0.005	<0.005	<0.005	<0.005			
2/16/2026					<0.005		
2/17/2026						0.00074 (J)	<0.005
2/20/2026	<0.005						
2/24/2026		<0.005	<0.005	<0.005			

ND substitution: RL or RL/2 if <15% NDs.

Time Series

Constituent: Copper (mg/L) Analysis Run 8/10/2026 3:48 PM

Plant Bowen Client: Southern Company Data: Bowen 1, 2, 9, & 10

	GWC-46R	GWC-47	GWC-47R	GWC-48	GWC-49R	GWC-49Z
3/10/2016	<0.005	<0.005	<0.005	<0.005		
3/17/2016					<0.005	<0.005
5/17/2016	<0.005			<0.005		
5/18/2016		<0.005	<0.005		<0.005	<0.005
7/26/2016	<0.005					
7/27/2016		<0.005	<0.005	<0.005	<0.005	
7/28/2016						0.0007 (J)
9/20/2016	0.0008 (J)	0.0011 (J)	0.001 (J)	0.0018 (J)		
9/21/2016					<0.005	0.0018 (J)
11/4/2016	<0.005		<0.005	<0.005	<0.005	
11/7/2016		<0.005				<0.005
1/20/2017	<0.005		<0.005			
1/23/2017		<0.005		<0.005		
1/24/2017					<0.005	<0.005
3/28/2017	<0.005			0.0005 (J)		
3/29/2017		0.0003 (J)	0.0003 (J)		<0.005	
3/30/2017						0.0003 (J)
9/27/2017		<0.005	0.0011 (J)			
9/29/2017	<0.005			0.0003 (J)	<0.005	<0.005
3/15/2018	<0.005	<0.005		<0.005	<0.005	<0.005
3/16/2018			<0.005			
9/13/2018	<0.005	<0.005	<0.005	<0.005	<0.005	
9/14/2018						<0.005
3/15/2019		<0.005		<0.005		
3/18/2019	<0.005				<0.005	
3/19/2019			<0.005			<0.005
9/11/2019	<0.005		0.0008 (J)	0.00073 (J)	<0.005	0.00021 (J)
9/12/2019		<0.005				
3/9/2020		<0.005	0.00032 (J)	0.00035 (J)		0.00035 (J)
3/10/2020	<0.005					
3/11/2020					<0.005	
9/11/2020					<0.005	
9/14/2020	<0.005	<0.005		<0.005		<0.005
9/15/2020			<0.005			
3/11/2021	<0.005	<0.005	<0.005	<0.005		
3/15/2021					<0.005	<0.005
8/4/2021				<0.005		
8/5/2021	<0.005	<0.005	<0.005			0.00061 (J)
8/11/2021					<0.005	
1/31/2022	<0.005			<0.005		
2/1/2022		<0.005	<0.005		<0.005	<0.005
8/15/2022	<0.005	<0.005	<0.005	<0.005	<0.005	<0.005
2/14/2023	<0.005				<0.005	<0.005
2/15/2023		0.0016 (J)	<0.005	<0.005		
7/26/2023	<0.005			<0.005		
7/27/2023		<0.005	<0.005		<0.005	<0.005
2/21/2024	<0.005	<0.005	<0.005	0.00045 (J)	<0.005	<0.005
8/5/2024	<0.005	<0.005	<0.005	<0.005		
8/6/2024					<0.005	<0.005
2/26/2025	<0.005	<0.005	<0.005	<0.005	<0.005	<0.005
8/28/2025		<0.005				
8/29/2025	<0.005			<0.005	<0.005	<0.005

ND substitution: RL or RL/2 if <15% NDs.

Time Series

Constituent: Copper (mg/L) Analysis Run 8/10/2026 3:48 PM

Plant Bowen Client: Southern Company Data: Bowen 1, 2, 9, & 10

	GWC-46R	GWC-47	GWC-47R	GWC-48	GWC-49R	GWC-49Z
9/2/2025			<0.005			
9/24/2025	<0.005					
2/16/2026	<0.005					
2/17/2026		<0.005	<0.005	<0.005	<0.005	<0.005

ND substitution: RL or RL/2 if <15% NDs.

Time Series

Constituent: Fluoride (mg/L) Analysis Run 8/10/2026 3:48 PM

Plant Bowen Client: Southern Company Data: Bowen 1, 2, 9, & 10

	GWA-1 (bg)	GWA-2 (bg)	GWA-2R (bg)	GWA-3A (bg)	GWA-4RZ (bg)	GWA-39RZ (bg)	GWA-39Z (bg)
3/14/2016							0.0657 (J)
3/22/2016	0.0614 (J)						
3/23/2016		0.0477 (J)	0.0826 (J)	<0.1			
5/11/2016							0.0401 (J)
5/19/2016	0.064 (J)		0.0409 (J)				
5/20/2016		0.033 (J)					
5/23/2016				<0.1			
7/19/2016							<0.1
7/29/2016	0.11 (J)	0.16 (J)	0.07 (J)	<0.1			
9/15/2016							<0.1
9/22/2016			<0.1	<0.1			
9/23/2016	0.03 (J)	0.1 (J)					
11/2/2016							0.04 (J)
11/9/2016	0.1 (J)	0.04 (J)					
11/10/2016			0.03 (J)	<0.1			
1/18/2017							0.03 (J)
1/30/2017	<0.1						
1/31/2017		<0.1	<0.1	<0.1			
2/21/2017						0.17 (J)	
2/22/2017					0.3		
3/27/2017						0.09 (J)	
3/28/2017							0.06 (J)
3/30/2017	0.01 (J)	0.02 (J)		<0.1			
4/3/2017			0.02 (J)				
4/7/2017					0.19 (J)		
6/7/2017							0.06 (J)
6/8/2017						0.05 (J)	
6/9/2017	0.04 (J)		0.06 (J)				
6/12/2017		0.17 (J)		<0.1			
6/14/2017					0.19 (J)		
7/12/2017					0.18 (J)		
7/17/2017						0.05 (J)	
7/20/2017					0.17 (J)		
7/27/2017						0.08 (J)	
7/28/2017					0.13 (J)		
8/9/2017					0.19 (J)	0.06 (J)	
8/24/2017					0.16 (J)		
9/26/2017							0.04 (J)
9/29/2017						0.04 (J)	
10/2/2017	0.07 (J)	<0.1	<0.1				
10/3/2017					0.17 (J)		
10/4/2017				<0.1			
3/14/2018							0.14 (J)
3/16/2018	0.029 (J)		<0.1			0.27 (J)	
3/19/2018		1.1 (O)		<0.1			
3/21/2018					0.24 (J)		
9/12/2018							<0.1
9/14/2018		<0.1	<0.1			0.1 (J)	
9/17/2018	<0.1			<0.1			
9/18/2018					0.19 (J)		
3/14/2019						0.066 (J)	
3/15/2019							<0.1

ND substitution: RL or RL/2 if <15% NDs.

Time Series

Constituent: Fluoride (mg/L) Analysis Run 8/10/2026 3:48 PM

Plant Bowen Client: Southern Company Data: Bowen 1, 2, 9, & 10

	GWA-1 (bg)	GWA-2 (bg)	GWA-2R (bg)	GWA-3A (bg)	GWA-4RZ (bg)	GWA-39RZ (bg)	GWA-39Z (bg)
3/19/2019			0.056 (J)				
3/20/2019	<0.1	<0.1		<0.1			
3/21/2019					0.19 (J)		
9/9/2019							0.054 (J)
9/11/2019						0.055 (J)	
9/12/2019	0.051 (J)	<0.1					
9/13/2019			0.055 (J)	<0.1	0.1 (J)		
3/9/2020						<0.1	<0.1
3/11/2020	0.052 (J)	<0.1	0.052 (J)	<0.1			
3/12/2020					0.18 (J)		
9/10/2020							<0.1
9/15/2020	0.05 (J)	<0.1	<0.1				
9/16/2020						<0.1	
9/17/2020					0.12 (J)		
3/12/2021							0.051 (J)
3/16/2021	<0.1		<0.1		0.1	<0.1	
3/17/2021		<0.1					
3/29/2021				0.053 (J)			
8/4/2021							<0.1
8/6/2021						<0.1	
8/9/2021	<0.1	<0.1	<0.1	0.055 (J)			
8/10/2021					0.087 (J)		
1/31/2022							<0.1
2/1/2022	<0.1	<0.1	<0.1				
2/2/2022				<0.1		<0.1	
2/3/2022					0.15		
8/10/2022							0.075 (J)
8/16/2022	0.089 (J)	0.086 (J)	0.09 (J)	0.082 (J)		<0.1	
8/17/2022					0.11		
2/13/2023							0.064 (J)
2/14/2023						0.074 (J)	
2/16/2023	0.07 (J)	0.061 (J)	0.079 (J)				
2/17/2023				0.055 (J)	0.11		
7/25/2023						<0.1	
7/26/2023							0.055 (J)
7/27/2023	0.054 (J)	0.057 (J)	0.062 (J)				
7/28/2023					0.077 (J)		
8/1/2023				<0.1			
2/19/2024						<0.1	0.057 (J)
2/22/2024	0.061 (J)	0.062 (J)		<0.1			
2/26/2024			0.05 (J)				
2/27/2024					0.087 (J)		
8/1/2024						<0.1	<0.1
8/6/2024			0.076 (J)				
8/7/2024	0.08 (J)	0.083 (J)					
8/8/2024				0.063 (J)	0.16		
2/25/2025							0.076 (J)
2/26/2025				<0.1		0.061 (J)	
2/27/2025	0.075 (J)	0.076 (J)	0.095 (J)				
2/28/2025					0.081 (J)		
8/28/2025						<0.1	<0.1
9/2/2025	0.071 (J)	0.071 (J)	0.076 (J)	0.055 (J)			

ND substitution: RL or RL/2 if <15% NDs.

Time Series

Constituent: Fluoride (mg/L) Analysis Run 8/10/2026 3:48 PM

Plant Bowen Client: Southern Company Data: Bowen 1, 2, 9, & 10

	GWA-1 (bg)	GWA-2 (bg)	GWA-2R (bg)	GWA-3A (bg)	GWA-4RZ (bg)	GWA-39RZ (bg)	GWA-39Z (bg)
9/3/2025					0.1		
2/17/2026				<0.1			
2/18/2026	0.068 (J)	0.075 (J)	<0.1		0.058 (J)	<0.1	<0.1

ND substitution: RL or RL/2 if <15% NDs.

Time Series

Constituent: Fluoride (mg/L) Analysis Run 8/10/2026 3:48 PM

Plant Bowen Client: Southern Company Data: Bowen 1, 2, 9, & 10

	GWA-40 (bg)	GWA-41 (bg)	GWA-41R (bg)	GWA-42 (bg)	GWA-43 (bg)	GWA-43R (bg)	GWA-50 (bg)
3/11/2016				0.0296 (J)	0.0329 (J)	0.0141 (J)	
3/15/2016	0.0267 (J)	0.0285 (J)	0.0394 (J)				
3/28/2016							0.0314 (J)
5/11/2016	0.0255 (J)						
5/12/2016		0.022 (J)					
5/13/2016			0.0234 (J)		0.0459 (J)	0.0141 (J)	
5/16/2016				0.0287 (J)			
5/23/2016							0.027 (J)
7/19/2016					<0.1	<0.1	
7/20/2016		<0.1					
7/21/2016	<0.1		<0.1				
7/22/2016				0.04 (J)			
8/1/2016							<0.1
9/15/2016		<0.1					
9/16/2016					<0.1	<0.1	
9/19/2016	<0.1			<0.1			
9/21/2016			<0.1				
9/26/2016							<0.1
11/2/2016					0.04 (J)	0.04 (J)	
11/3/2016	0.11 (J)	0.05 (J)	0.12 (J)	0.04 (J)			
11/10/2016							0.04 (J)
1/17/2017	0.02 (J)		0.01 (J)	0.02 (J)			
1/18/2017		0.02 (J)			<0.1	0.02 (J)	
1/30/2017							<0.1
3/24/2017	<0.1	<0.1					
3/27/2017			<0.1	<0.1			
3/28/2017					<0.1	<0.1	
4/7/2017							<0.1
5/24/2017	<0.1						
6/6/2017		<0.1	<0.1		<0.1	<0.1	
6/7/2017				<0.1			
6/12/2017							0.07 (J)
9/22/2017					<0.1	<0.1	
9/25/2017		<0.1	<0.1				
9/26/2017	<0.1			<0.1			
10/2/2017							<0.1
3/14/2018	0.055 (J)	<0.1	<0.1	0.06 (J)	<0.1		
3/15/2018						<0.1	
3/16/2018							<0.1
9/12/2018	<0.1	<0.1	<0.1		<0.1	<0.1	
9/14/2018				<0.1			
9/17/2018							<0.1
3/13/2019	0.045 (J)				<0.1	0.036 (J)	
3/14/2019		0.039 (J)	0.04 (J)	0.058 (J)			
3/19/2019							<0.1
9/9/2019	<0.1						
9/10/2019		<0.1	<0.1	<0.1			
9/11/2019					<0.1	<0.1	
9/13/2019							<0.1
3/6/2020		<0.1		<0.1			
3/9/2020	<0.1		<0.1		<0.1	<0.1	
3/11/2020							<0.1

ND substitution: RL or RL/2 if <15% NDs.

Time Series

Constituent: Fluoride (mg/L) Analysis Run 8/10/2026 3:48 PM

Plant Bowen Client: Southern Company Data: Bowen 1, 2, 9, & 10

	GWA-40 (bg)	GWA-41 (bg)	GWA-41R (bg)	GWA-42 (bg)	GWA-43 (bg)	GWA-43R (bg)	GWA-50 (bg)
9/10/2020		<0.1	<0.1	<0.1			
9/11/2020	<0.1				<0.1		
9/14/2020						<0.1	
9/16/2020							<0.1
3/10/2021	<0.1		<0.1				
3/11/2021		<0.1		<0.1	<0.1	<0.1	
3/17/2021							<0.1
8/4/2021	<0.1	<0.1	<0.1	<0.1			
8/5/2021						<0.1	
8/6/2021					<0.1		
8/9/2021							<0.1
1/31/2022	<0.1	<0.1	<0.1	<0.1	<0.1	<0.1	
2/1/2022							<0.1
8/10/2022				0.068 (J)		0.062 (J)	
8/11/2022		<0.1	<0.1		<0.1		
8/12/2022	0.068 (J)						
8/16/2022							0.06 (J)
2/13/2023	0.054 (J)	0.05 (J)	<0.1	0.056 (J)		<0.1	
2/14/2023					0.052 (J)		
2/16/2023							<0.1
7/25/2023		<0.1	<0.1		<0.1	<0.1	
7/26/2023	<0.1			<0.1			
7/28/2023							<0.1
2/19/2024	<0.1	<0.1	<0.1				
2/20/2024				<0.1	<0.1	<0.1	
2/22/2024							<0.1
8/1/2024	<0.1	<0.1	<0.1	<0.1			
8/2/2024					<0.1	<0.1	
8/8/2024							<0.1
2/25/2025	0.066 (J)	0.052 (J)	0.05 (J)	0.06 (J)	<0.1	<0.1	
2/27/2025							<0.1
8/27/2025	<0.1		<0.1				
8/28/2025		<0.1		<0.1	<0.1	<0.1	
9/2/2025							<0.1
2/16/2026	<0.1	<0.1	<0.1	<0.1	<0.1	<0.1	
2/17/2026							<0.1

ND substitution: RL or RL/2 if <15% NDs.

Time Series

Constituent: Fluoride (mg/L) Analysis Run 8/10/2026 3:48 PM

Plant Bowen Client: Southern Company Data: Bowen 1, 2, 9, & 10

	GWA-50R (bg)	GWC-5	GWC-6	GWC-6RZ	GWC-7Z	GWC-8RR	GWC-8Z
3/22/2016							0.048 (J)
3/28/2016	0.0326 (J)	0.0284 (J)					
3/29/2016			0.0239 (J)	0.0364 (J)			
3/30/2016						0.0228 (J)	
5/24/2016			0.023 (J)	0.0286 (J)		0.019 (J)	
5/25/2016	0.0285 (J)	0.0207 (J)					0.0345 (J)
5/31/2016					0.043 (J)		
8/1/2016	<0.1	<0.1	<0.1	0.08 (J)			
8/2/2016					<0.1	<0.1	0.08 (J)
9/26/2016	<0.1		<0.1	<0.1			0.07 (J)
9/27/2016		<0.1			<0.1	<0.1	
11/11/2016	<0.1	0.04 (J)					
11/14/2016				0.08 (J)			
11/18/2016			0.02 (J)				
11/21/2016					0.22 (J)		0.07 (J)
11/22/2016						0.02 (J)	
1/30/2017	<0.1						
1/31/2017		<0.1					
2/1/2017			<0.1	<0.1	<0.1		
2/3/2017							<0.1
2/6/2017						<0.1	
4/3/2017	0.04 (J)	<0.1					
4/6/2017			<0.1	<0.1	0.008 (J)	<0.1	
4/7/2017							0.03 (J)
6/12/2017	0.06 (J)	0.02 (J)					
6/13/2017			0.006 (J)	0.05 (J)	0.03 (J)		0.05 (J)
6/14/2017						<0.1	
7/14/2017					0.05 (J)		
10/2/2017	<0.1						
10/3/2017		<0.1	<0.1	<0.1	0.06 (J)		0.1 (J)
10/4/2017						<0.1	
3/16/2018	<0.1						
3/19/2018		<0.1	<0.1				
3/20/2018				<0.1	<0.1		<0.1
3/21/2018						<0.1	
9/17/2018		<0.1	<0.1	<0.1			
9/18/2018	<0.1				0.12 (J)	<0.1	0.12 (J)
3/19/2019	<0.1						
3/20/2019		<0.1					
3/21/2019			<0.1	<0.1	<0.1		
3/27/2019						<0.1	
5/6/2019							<0.1
9/12/2019	<0.1						
9/13/2019					<0.1		
9/16/2019		<0.1	<0.1	<0.1		<0.1	<0.1
3/11/2020	<0.1						
3/12/2020			<0.1	<0.1	<0.1	<0.1	
3/16/2020		<0.1					<0.1
9/15/2020	<0.1						
9/16/2020		<0.1	<0.1	<0.1	<0.1		
9/17/2020						<0.1	<0.1
3/17/2021	<0.1	<0.1	<0.1	<0.1	<0.1	<0.1	

ND substitution: RL or RL/2 if <15% NDs.

Time Series

Constituent: Fluoride (mg/L) Analysis Run 8/10/2026 3:48 PM

Plant Bowen Client: Southern Company Data: Bowen 1, 2, 9, & 10

	GWA-50R (bg)	GWC-5	GWC-6	GWC-6RZ	GWC-7Z	GWC-8RR	GWC-8Z
3/18/2021							<0.1
8/9/2021	<0.1	<0.1					
8/10/2021			<0.1	<0.1	<0.1	<0.1	<0.1
2/2/2022	<0.1	<0.1	<0.1	<0.1	<0.1	<0.1	<0.1
8/16/2022		0.062 (J)					
8/17/2022	0.063 (J)		0.064 (J)	0.07 (J)	0.073 (J)	0.062 (J)	0.062 (J)
2/16/2023	<0.1						
2/17/2023			<0.1	0.052 (J)			
2/20/2023		<0.1			0.057 (J)		0.061 (J)
2/21/2023						0.057 (J)	
7/28/2023	<0.1	<0.1		<0.1			
7/31/2023			<0.1		<0.1	<0.1	0.056 (J)
2/22/2024	<0.1						
2/26/2024		<0.1	<0.1	<0.1	<0.1		<0.1
2/27/2024						<0.1	
8/8/2024	<0.1	<0.1	0.052 (J)	0.055 (J)	0.063 (J)		
8/12/2024						<0.1	<0.1
2/27/2025		0.05 (J)	0.052 (J)	0.057 (J)	0.062 (J)		
2/28/2025	<0.1						<0.1
3/4/2025						0.055 (J)	
9/2/2025	<0.1			0.053 (J)			
9/3/2025		<0.1	<0.1		0.063 (J)	<0.1	0.065 (J)
2/17/2026	<0.1						
2/19/2026		<0.1			<0.1	<0.1	<0.1
2/20/2026			<0.1	0.052 (J)			

ND substitution: RL or RL/2 if <15% NDs.

Time Series

Constituent: Fluoride (mg/L) Analysis Run 8/10/2026 3:48 PM

Plant Bowen Client: Southern Company Data: Bowen 1, 2, 9, & 10

	GWC-9	GWC-10	GWC-10R	GWC-11	GWC-11R	GWC-12	GWC-13
3/30/2016	0.0241 (J)						
3/31/2016		0.0389 (J)	0.0209 (J)				
4/4/2016				0.0357 (J)	0.022 (J)	0.035 (J)	0.026 (J)
5/26/2016	0.0307 (J)	0.0375 (J)	0.037 (J)	0.042 (J)	0.023 (J)		
5/27/2016						0.032 (J)	
5/31/2016							0.0234 (J)
8/3/2016			<0.1	0.04 (J)		<0.1	
8/4/2016					0.05 (J)		0.09 (J)
8/5/2016	<0.1	0.03 (J)					
9/28/2016	<0.1	<0.1	0.05 (J)	<0.1	<0.1		
9/29/2016							<0.1
9/30/2016						<0.1	
11/21/2016	0.05 (J)						
11/22/2016		0.04 (J)	0.04 (J)	0.06 (J)	0.04 (J)	0.03 (J)	
11/28/2016							0.08 (J)
2/6/2017	<0.1						
2/7/2017		<0.1	<0.1				
2/8/2017				0.05 (J)	<0.1		
2/9/2017							0.24 (J)
2/13/2017						<0.1	
4/6/2017	<0.1						
4/10/2017		<0.1	<0.1	<0.1	<0.1		
4/11/2017						<0.1	
4/12/2017							<0.1
6/13/2017	<0.1						
6/14/2017		0.02 (J)	<0.1			0.01 (J)	
6/15/2017				0.03 (J)	<0.1		
6/16/2017							0.04 (J)
10/3/2017	<0.1						
10/4/2017		<0.1	<0.1	<0.1	<0.1	<0.1	
10/9/2017							<0.1
3/20/2018	<0.1	<0.1					
3/21/2018			<0.1	<0.1			<0.1
3/22/2018					<0.1	<0.1	
9/18/2018	0.11 (J)	0.12 (J)	<0.1	0.13 (J)	<0.1	0.12 (J)	
9/19/2018							<0.1
3/21/2019	<0.1						
3/22/2019		0.045 (J)	<0.1				
3/23/2019				<0.1	<0.1	<0.1	<0.1
9/16/2019	<0.1						
9/17/2019		<0.1	<0.1	<0.1	<0.1	<0.1	
9/18/2019							<0.1
3/12/2020	<0.1	<0.1	<0.1	<0.1	<0.1	<0.1	
3/13/2020							<0.1
9/17/2020	<0.1	<0.1	<0.1				
9/21/2020				<0.1	<0.1	<0.1	
9/22/2020							<0.1
3/18/2021	<0.1	<0.1	<0.1				<0.1
3/19/2021				<0.1	<0.1	<0.1	
8/10/2021	<0.1	<0.1					
8/11/2021			<0.1	<0.1	<0.1	<0.1	<0.1
2/2/2022	<0.1					<0.1	

ND substitution: RL or RL/2 if <15% NDs.

Time Series

Constituent: Fluoride (mg/L) Analysis Run 8/10/2026 3:48 PM

Plant Bowen Client: Southern Company Data: Bowen 1, 2, 9, & 10

	GWC-9	GWC-10	GWC-10R	GWC-11	GWC-11R	GWC-12	GWC-13
2/4/2022		<0.1	<0.1	<0.1	<0.1		
2/17/2022							<0.1
8/17/2022	0.067 (J)	0.094 (J)					
8/18/2022			0.051 (J)	<0.1	<0.1	0.052 (J)	0.061 (J)
2/20/2023		<0.1	<0.1	<0.1	<0.1		
2/21/2023	<0.1					0.054 (J)	
2/22/2023							0.06 (J)
7/31/2023	<0.1	0.07 (J)	<0.1				
8/1/2023				0.05 (J)	<0.1	<0.1	<0.1
2/27/2024	<0.1	0.05 (J)	<0.1			<0.1	<0.1
2/28/2024				0.06 (J)	<0.1		
8/12/2024	<0.1	<0.1	<0.1		<0.1	<0.1	<0.1
8/13/2024				<0.1			
2/28/2025	<0.1	<0.1					
3/3/2025			<0.1		<0.1		<0.1
3/4/2025				0.065 (J)		0.057 (J)	
9/3/2025	0.064 (J)	0.07 (J)	<0.1	0.063 (J)	<0.1	0.055 (J)	0.055 (J)
2/18/2026	<0.1					<0.1	
2/19/2026		<0.1	<0.1	<0.1			<0.1
2/20/2026					<0.1		

ND substitution: RL or RL/2 if <15% NDs.

Time Series

Constituent: Fluoride (mg/L) Analysis Run 8/10/2026 3:48 PM

Plant Bowen Client: Southern Company Data: Bowen 1, 2, 9, & 10

	GWC-13RZ	GWC-14Z	GWC-15R	GWC-15Z	GWC-44	GWC-45	GWC-45R
3/16/2016					0.0657 (J)	<0.1	0.0167 (J)
4/4/2016	0.044 (J)						
4/5/2016		0.019 (J)	0.027 (J)	0.053 (J)			
5/16/2016					0.0415 (J)	<0.1	0.0161 (J)
5/31/2016			0.0233 (J)	0.0669 (J)			
6/1/2016	0.0338 (J)	0.0148 (J)					
7/25/2016					0.14 (J)	0.02 (J)	0.14 (J)
8/4/2016			<0.1				
8/9/2016		0.04 (J)					
9/19/2016					<0.1	<0.1	<0.1
9/29/2016			<0.1				
11/3/2016					0.06 (J)		0.08 (J)
11/4/2016						0.04 (J)	
11/23/2016			0.04 (J)	0.03 (J)			
11/28/2016		0.07 (J)					
1/19/2017					0.009 (J)		
1/20/2017							0.01 (J)
1/23/2017						0.006 (J)	
2/9/2017		0.08 (J)					
2/10/2017			<0.1	<0.1			
2/22/2017	0.22 (J)						
3/28/2017					0.04 (J)		
3/29/2017						<0.1	<0.1
4/11/2017	0.16 (J)	<0.1		<0.1			
4/12/2017			<0.1				
6/5/2017					0.06 (J)		
6/7/2017						<0.1	<0.1
6/14/2017		0.01 (J)					
6/15/2017			0.06 (J)	0.02 (J)			
6/16/2017	0.2 (J)						
7/12/2017	0.2 (J)	0.05 (J)		0.04 (J)			
7/20/2017					0.21 (J)		
7/26/2017				0.03 (J)			
7/28/2017	0.18 (J)						
8/10/2017	0.15 (J)						
9/26/2017					0.14 (J)		
9/27/2017						<0.1	<0.1
10/5/2017		<0.1					
10/6/2017	0.14 (J)		<0.1	<0.1			
3/15/2018					0.11 (J)	<0.1	<0.1
3/22/2018		<0.1					
3/23/2018	0.24 (J)		<0.1	<0.1			
9/12/2018					0.062 (J)		
9/13/2018						<0.1	<0.1
9/19/2018		<0.1	<0.1	0.041 (J)			
9/20/2018	0.094 (J)						
3/14/2019					0.13 (J)	<0.1	0.039 (J)
3/22/2019	0.12 (J)	<0.1		<0.1			
3/25/2019			<0.1				
9/11/2019					<0.1	<0.1	<0.1
9/17/2019		<0.1	<0.1	<0.1			
9/19/2019	0.17 (J)						

ND substitution: RL or RL/2 if <15% NDs.

Time Series

Constituent: Fluoride (mg/L) Analysis Run 8/10/2026 3:48 PM

Plant Bowen Client: Southern Company Data: Bowen 1, 2, 9, & 10

	GWC-13RZ	GWC-14Z	GWC-15R	GWC-15Z	GWC-44	GWC-45	GWC-45R
3/10/2020					0.13 (J)	<0.1	<0.1
3/13/2020		<0.1	<0.1	<0.1			
3/17/2020	0.11 (J)						
9/11/2020						<0.1	<0.1
9/15/2020					<0.1		
9/21/2020		<0.1	<0.1	<0.1			
9/22/2020	0.1 (J)						
3/11/2021					<0.1	<0.1	<0.1
3/18/2021		<0.1	<0.1	<0.1			
3/19/2021	0.12						
8/4/2021					<0.1		
8/6/2021						<0.1	<0.1
8/11/2021		<0.1	<0.1	<0.1			
8/12/2021	0.11						
1/31/2022					<0.1		
2/1/2022						<0.1	<0.1
2/4/2022	0.13	<0.1	<0.1				
2/7/2022				<0.1			
8/12/2022						<0.1	0.063 (J)
8/15/2022					0.056 (J)		
8/18/2022		<0.1					
8/19/2022	0.14		0.054 (J)	0.053 (J)			
2/14/2023					0.075 (J)		
2/15/2023						<0.1	<0.1
2/22/2023	0.15	<0.1	0.05 (J)	<0.1			
7/26/2023					<0.1	<0.1	<0.1
8/1/2023		<0.1		<0.1			
8/2/2023	0.14		<0.1				
2/20/2024					<0.1	<0.1	<0.1
2/28/2024	0.14	<0.1	<0.1	<0.1			
8/5/2024						<0.1	<0.1
8/6/2024					<0.1		
8/13/2024	0.12	<0.1	<0.1	<0.1			
2/26/2025					0.059 (J)	<0.1	0.055 (J)
3/3/2025		<0.1	<0.1	<0.1			
3/4/2025	0.16						
8/28/2025					<0.1		
9/2/2025						<0.1	<0.1
9/4/2025	0.16	<0.1	<0.1	0.054 (J)			
2/16/2026					<0.1		
2/17/2026						<0.1	<0.1
2/20/2026	0.16						
2/24/2026		<0.1	<0.1	<0.1			

ND substitution: RL or RL/2 if <15% NDs.

Time Series

Constituent: Fluoride (mg/L) Analysis Run 8/10/2026 3:48 PM

Plant Bowen Client: Southern Company Data: Bowen 1, 2, 9, & 10

	GWC-46R	GWC-47	GWC-47R	GWC-48	GWC-49R	GWC-49Z
3/10/2016	0.0235 (J)	0.0439 (J)	0.0551 (J)	0.0195 (J)		
3/17/2016					0.0257 (J)	0.017 (J)
5/17/2016	0.0281 (J)			0.0156 (J)		
5/18/2016		0.059 (J)	0.065 (J)		0.022 (J)	0.015 (J)
7/26/2016	<0.1					
7/27/2016		0.1 (J)	0.09 (J)	<0.1	0.07 (J)	
7/28/2016						0.08 (J)
9/20/2016	<0.1	0.04 (J)	<0.1	0.03 (J)		
9/21/2016					<0.1	<0.1
11/4/2016	0.05 (J)		0.04 (J)	0.06 (J)	0.03 (J)	
11/7/2016		0.1 (J)				<0.1
1/20/2017	0.01 (J)		0.009 (J)			
1/23/2017		0.13 (J)		0.02 (J)		
1/24/2017					<0.1	<0.1
3/28/2017	<0.1			<0.1		
3/29/2017		0.04 (J)	<0.1		<0.1	
3/30/2017						<0.1
6/7/2017	<0.1					
6/8/2017		0.05 (J)	0.01 (J)	0.06 (J)	0.02 (J)	
6/9/2017						<0.1
9/27/2017		0.04 (J)	<0.1			
9/29/2017	<0.1			<0.1	<0.1	<0.1
3/15/2018	<0.1	<0.1		<0.1	<0.1	<0.1
3/16/2018			0.13 (J)			
9/13/2018	<0.1	0.047 (J)	<0.1	<0.1	<0.1	
9/14/2018						<0.1
3/15/2019		<0.1		<0.1		
3/18/2019	<0.1				<0.1	
3/19/2019			<0.1			<0.1
9/11/2019	<0.1		<0.1	<0.1	<0.1	<0.1
9/12/2019		<0.1				
3/9/2020		<0.1	<0.1	<0.1		<0.1
3/10/2020	<0.1					
3/11/2020					<0.1	
9/11/2020					<0.1	
9/14/2020	<0.1	<0.1		<0.1		<0.1
9/15/2020			<0.1			
3/11/2021	<0.1	<0.1	<0.1	<0.1		
3/15/2021					<0.1	<0.1
8/4/2021				<0.1		
8/5/2021	<0.1	<0.1	<0.1			<0.1
8/11/2021					<0.1	
1/31/2022	<0.1			<0.1		
2/1/2022		<0.1	<0.1		<0.1	<0.1
8/15/2022	0.06 (J)	0.058 (J)	0.069 (J)	0.065 (J)	<0.1	<0.1
2/14/2023	0.091 (J)				<0.1	<0.1
2/15/2023		0.064 (J)	0.081 (J)	0.058 (J)		
7/26/2023	<0.1			0.068 (J)		
7/27/2023		<0.1	<0.1		<0.1	<0.1
2/21/2024	<0.1	0.059 (J)	0.095 (J)	0.065 (J)	<0.1	<0.1
8/5/2024	<0.1	<0.1	<0.1	<0.1		
8/6/2024					0.05 (J)	<0.1

ND substitution: RL or RL/2 if <15% NDs.

Time Series

Constituent: Fluoride (mg/L) Analysis Run 8/10/2026 3:48 PM

Plant Bowen Client: Southern Company Data: Bowen 1, 2, 9, & 10

	GWC-46R	GWC-47	GWC-47R	GWC-48	GWC-49R	GWC-49Z
2/26/2025	0.053 (J)	0.073 (J)	0.063 (J)	0.085 (J)	0.05 (J)	<0.1
8/28/2025		<0.1				
8/29/2025	<0.1			0.13	<0.1	<0.1
9/2/2025			0.064 (J)			
2/16/2026	<0.1					
2/17/2026		<0.1	<0.1	<0.1	<0.1	<0.1

ND substitution: RL or RL/2 if <15% NDs.

Time Series

Constituent: Lead (mg/L) Analysis Run 8/10/2026 3:48 PM

Plant Bowen Client: Southern Company Data: Bowen 1, 2, 9, & 10

	GWA-1 (bg)	GWA-2 (bg)	GWA-2R (bg)	GWA-3A (bg)	GWA-4RZ (bg)	GWA-39RZ (bg)	GWA-39Z (bg)
8/23/2007	<0.001	<0.001	<0.001	<0.001			
10/23/2007	<0.001						
10/24/2007		<0.001	<0.001				
11/2/2007				<0.001			
11/18/2007	<0.001	<0.001	<0.001	<0.001			
1/30/2008	<0.001						
1/31/2008		<0.001	<0.001	<0.001			
3/10/2008	<0.001		<0.001				
3/11/2008		<0.001		<0.001			
5/6/2008		<0.001					
5/13/2008	<0.001		<0.001				
5/14/2008				<0.001			
12/4/2008		<0.001	<0.001				
12/5/2008	<0.001			<0.001			
4/15/2009	<0.001			<0.001			
4/21/2009		<0.001	<0.001				
5/20/2009					<0.001		
10/7/2009	<0.001	<0.001					
10/8/2009			<0.001	<0.001			
10/19/2009					<0.001		
4/21/2010			<0.001				
4/26/2010		<0.001					
4/27/2010					<0.001		
4/28/2010				<0.001			
5/3/2010	<0.001						
9/28/2010			<0.001				
10/4/2010		<0.001			<0.001		
10/6/2010				<0.001			
10/12/2010	<0.001						
4/12/2011			<0.001				
4/13/2011		<0.001					
4/14/2011					<0.001		
4/21/2011				<0.001			
4/27/2011	<0.001						
10/4/2011			<0.001				
10/5/2011		<0.001			<0.001		
10/13/2011				<0.001			
10/17/2011	<0.001						
4/3/2012			<0.001				
4/11/2012		<0.001			<0.001		
5/1/2012				<0.001			
5/2/2012	<0.001						
10/2/2012					<0.001		
10/8/2012	<0.001						
10/9/2012		<0.001	<0.001	<0.001			
4/11/2013			<0.001	<0.001	<0.001		
4/12/2013	<0.001						
4/15/2013		<0.001					
10/15/2013		<0.001					
10/16/2013	<0.001		<0.001	<0.001			
10/21/2013					<0.001		
4/10/2014			<0.001				

ND substitution: RL or RL/2 if <15% NDs.

Time Series

Constituent: Lead (mg/L) Analysis Run 8/10/2026 3:48 PM

Plant Bowen Client: Southern Company Data: Bowen 1, 2, 9, & 10

	GWA-1 (bg)	GWA-2 (bg)	GWA-2R (bg)	GWA-3A (bg)	GWA-4RZ (bg)	GWA-39RZ (bg)	GWA-39Z (bg)
4/11/2014	<0.001						
4/22/2014		<0.001					
4/23/2014				<0.001	<0.001		
9/30/2014	<0.001	<0.001	<0.001				
10/4/2014				<0.001	0.0044 (J)		
3/30/2015	0.0028 (J)	<0.001	<0.001				
3/31/2015				<0.001	<0.001		
10/11/2015					<0.001		
10/12/2015				<0.001			
10/13/2015	<0.001	<0.001	<0.001				
3/14/2016							<0.001
3/22/2016	<0.001						
3/23/2016		<0.001	<0.001	<0.001			
5/11/2016							<0.001
5/19/2016	<0.001		<0.001				
5/20/2016		<0.001					
5/23/2016				<0.001			
7/19/2016							<0.001
7/29/2016	0.0002 (J)	0.0001 (J)	<0.001	<0.001			
9/15/2016							<0.001
9/22/2016			<0.001	0.0002 (J)			
9/23/2016	0.0001 (J)	<0.001					
11/2/2016							<0.001
11/9/2016	0.0004 (J)	<0.001					
11/10/2016			<0.001	<0.001			
1/18/2017							<0.001
1/30/2017	0.0002 (J)						
1/31/2017		0.0005 (J)	<0.001	<0.001			
2/21/2017						<0.001	
2/22/2017					0.0002 (J)		
3/27/2017						<0.001	
3/28/2017							0.0002 (J)
3/30/2017	8E-05 (J)	<0.001		<0.001			
4/3/2017			<0.001				
4/7/2017					<0.001		
6/7/2017							8E-05 (J)
6/8/2017						<0.001	
6/9/2017	0.0001 (J)		<0.001				
6/12/2017		<0.001		<0.001			
6/14/2017					<0.001		
7/12/2017					<0.001		
7/17/2017						<0.001	
7/20/2017					<0.001		
7/27/2017						0.0001 (J)	
7/28/2017					<0.001		
8/9/2017					<0.001	<0.001	
8/24/2017					<0.001		
9/26/2017							0.0002 (J)
9/29/2017						<0.001	
10/2/2017	0.0002 (J)	<0.001	<0.001				
10/3/2017					<0.001		
10/4/2017				<0.001			

ND substitution: RL or RL/2 if <15% NDs.

Time Series

Constituent: Lead (mg/L) Analysis Run 8/10/2026 3:48 PM

Plant Bowen Client: Southern Company Data: Bowen 1, 2, 9, & 10

	GWA-1 (bg)	GWA-2 (bg)	GWA-2R (bg)	GWA-3A (bg)	GWA-4RZ (bg)	GWA-39RZ (bg)	GWA-39Z (bg)
3/14/2018							<0.001
3/16/2018	<0.001		<0.001			<0.001	
3/19/2018		<0.001		<0.001			
3/21/2018					<0.001		
9/12/2018							<0.001
9/14/2018		<0.001	<0.001			<0.001	
9/17/2018	<0.001			<0.001			
9/18/2018					<0.001		
3/14/2019						<0.001	
3/15/2019							<0.001
3/19/2019			<0.001				
3/20/2019	<0.001	<0.001		<0.001			
3/21/2019					<0.001		
9/9/2019							<0.001
9/11/2019						<0.001	
9/12/2019	<0.001	7.2E-05 (J)					
9/13/2019			<0.001	<0.001	6.5E-05 (J)		
3/9/2020						0.00027 (J)	5.5E-05 (J)
3/11/2020	<0.001	<0.001	5.8E-05 (J)	<0.001			
3/12/2020					<0.001		
9/10/2020							<0.001
9/15/2020	9.3E-05 (J)	<0.001	5E-05 (J)				
9/16/2020						0.0005 (J)	
9/17/2020					<0.001		
3/12/2021							0.0002 (J)
3/16/2021	5.2E-05 (J)		7E-05 (J)		<0.001	0.0002 (J)	
3/17/2021		<0.001					
3/29/2021				<0.001			
8/4/2021							<0.001
8/6/2021						<0.001	
8/9/2021	<0.001	<0.001	<0.001	<0.001			
8/10/2021					<0.001		
1/31/2022							<0.001
2/1/2022	<0.001	<0.001	<0.001				
2/2/2022				<0.001		<0.001	
2/3/2022					<0.001		
8/10/2022							<0.001
8/16/2022	<0.001	<0.001	<0.001	<0.001		<0.001	
8/17/2022					<0.001		
2/13/2023							<0.001
2/14/2023						<0.001	
2/16/2023	<0.001	<0.001	<0.001				
2/17/2023				<0.001	<0.001		
7/25/2023						0.00014 (J)	
7/26/2023							<0.001
7/27/2023	<0.001	<0.001	<0.001				
7/28/2023					<0.001		
8/1/2023				<0.001			
2/19/2024						<0.001	<0.001
2/22/2024	<0.001	<0.001		<0.001			
2/26/2024			<0.001				
2/27/2024					<0.001		

ND substitution: RL or RL/2 if <15% NDs.

Time Series

Constituent: Lead (mg/L) Analysis Run 8/10/2026 3:48 PM

Plant Bowen Client: Southern Company Data: Bowen 1, 2, 9, & 10

	GWA-1 (bg)	GWA-2 (bg)	GWA-2R (bg)	GWA-3A (bg)	GWA-4RZ (bg)	GWA-39RZ (bg)	GWA-39Z (bg)
8/1/2024						<0.001	<0.001
8/6/2024			<0.001				
8/7/2024	<0.001	<0.001					
8/8/2024				<0.001	<0.001		
2/25/2025							<0.001
2/26/2025				<0.001		<0.001	
2/27/2025	<0.001	<0.001	<0.001				
2/28/2025					<0.001		
8/28/2025						0.00035 (J)	<0.001
9/2/2025	<0.001	<0.001	<0.001	<0.001			
9/3/2025					<0.001		
2/17/2026				<0.001			
2/18/2026	<0.001	<0.001	<0.001		<0.001	<0.001	<0.001

ND substitution: RL or RL/2 if <15% NDs.

Time Series

Constituent: Lead (mg/L) Analysis Run 8/10/2026 3:48 PM

Plant Bowen Client: Southern Company Data: Bowen 1, 2, 9, & 10

	GWA-40 (bg)	GWA-41 (bg)	GWA-41R (bg)	GWA-42 (bg)	GWA-43 (bg)	GWA-43R (bg)	GWA-50 (bg)
12/12/2008							<0.001
4/23/2009							<0.001
10/6/2009							<0.001
4/27/2010							<0.001
9/30/2010							<0.001
4/14/2011							<0.001
10/5/2011							<0.001
4/11/2012							<0.001
10/2/2012							<0.001
4/9/2013							<0.001
10/15/2013							<0.001
4/10/2014							<0.001
10/1/2014							<0.001
3/30/2015							<0.001
10/11/2015							<0.001
3/11/2016				<0.001	<0.001	<0.001	
3/15/2016	<0.001	<0.001	<0.001				
3/28/2016							<0.001
5/11/2016	<0.001						
5/12/2016		<0.001					
5/13/2016			<0.001		<0.001	<0.001	
5/16/2016				<0.001			
5/23/2016							<0.001
7/19/2016					<0.001	<0.001	
7/20/2016		<0.001					
7/21/2016	<0.001		0.0001 (J)				
7/22/2016				0.0001 (J)			
8/1/2016							<0.001
9/15/2016	<0.001	<0.001					
9/16/2016					<0.001	<0.001	
9/19/2016				0.0002 (J)			
9/21/2016			<0.001				
9/26/2016							0.0001 (J)
11/2/2016					<0.001	<0.001	
11/3/2016	<0.001	<0.001	<0.001	<0.001			
11/10/2016							<0.001
1/17/2017	<0.001		<0.001	<0.001			
1/18/2017		<0.001			<0.001	<0.001	
1/30/2017							<0.001
3/24/2017	0.0001 (J)	<0.001					
3/27/2017			<0.001	<0.001			
3/28/2017					<0.001	<0.001	
4/7/2017							<0.001
5/24/2017	0.0001 (J)						
6/6/2017		<0.001	<0.001		7E-05 (J)	0.0001 (J)	
6/7/2017				<0.001			
6/12/2017							<0.001
9/22/2017					8E-05 (J)	7E-05 (J)	
9/25/2017		<0.001	0.0001 (J)				
9/26/2017	0.0001 (J)			<0.001			
10/2/2017							0.0003 (J)
3/14/2018	0.00046 (J)	<0.001	0.00031 (J)	<0.001	<0.001		

ND substitution: RL or RL/2 if <15% NDs.

Time Series

Constituent: Lead (mg/L) Analysis Run 8/10/2026 3:48 PM

Plant Bowen Client: Southern Company Data: Bowen 1, 2, 9, & 10

	GWA-40 (bg)	GWA-41 (bg)	GWA-41R (bg)	GWA-42 (bg)	GWA-43 (bg)	GWA-43R (bg)	GWA-50 (bg)
3/15/2018						0.0038 (J)	
3/16/2018							<0.001
9/12/2018	<0.001	<0.001	<0.001		<0.001	<0.001	
9/14/2018				<0.001			
9/17/2018							<0.001
3/13/2019	<0.001				<0.001	<0.001	
3/14/2019		<0.001	0.00031 (J)	<0.001			
3/19/2019							<0.001
9/9/2019	<0.001						
9/10/2019		<0.001	<0.001	<0.001			
9/11/2019					0.0001 (J)	9.2E-05 (J)	
9/13/2019							<0.001
3/6/2020		9.1E-05 (J)		0.00011 (J)			
3/9/2020	9.5E-05 (J)		4.9E-05 (J)		9.1E-05 (J)	9.6E-05 (J)	
3/11/2020							<0.001
9/10/2020		<0.001	<0.001	<0.001			
9/11/2020	<0.001				4.6E-05 (J)		
9/14/2020						6.6E-05 (J)	
9/16/2020							9.3E-05 (J)
3/10/2021	<0.001		0.00012 (J)				
3/11/2021		<0.001		<0.001	6.3E-05 (J)	0.00013 (J)	
3/17/2021							<0.001
8/4/2021	<0.001	<0.001	<0.001	<0.001			
8/5/2021						<0.001	
8/6/2021					<0.001		
8/9/2021							<0.001
1/31/2022	<0.001	<0.001	<0.001	<0.001	<0.001	<0.001	
2/1/2022							<0.001
8/10/2022				<0.001		<0.001	
8/11/2022		<0.001	<0.001		<0.001		
8/12/2022	<0.001						
8/16/2022							<0.001
2/13/2023	<0.001	<0.001	<0.001	<0.001		<0.001	
2/14/2023					<0.001		
2/16/2023							<0.001
7/25/2023		<0.001	<0.001		0.00018 (J)	<0.001	
7/26/2023	<0.001			<0.001			
7/28/2023							<0.001
2/19/2024	<0.001	<0.001	<0.001				
2/20/2024				<0.001	<0.001	<0.001	
2/22/2024							<0.001
8/1/2024	<0.001	<0.001	<0.001	<0.001			
8/2/2024					<0.001	<0.001	
8/8/2024							<0.001
2/25/2025	<0.001	<0.001	<0.001	<0.001	<0.001	<0.001	
2/27/2025							<0.001
8/27/2025	<0.001		<0.001				
8/28/2025		<0.001		<0.001	<0.001	<0.001	
9/2/2025							<0.001
2/16/2026	<0.001	<0.001	<0.001	<0.001	<0.001	<0.001	
2/17/2026							<0.001

ND substitution: RL or RL/2 if <15% NDs.

Time Series

Constituent: Lead (mg/L) Analysis Run 8/10/2026 3:48 PM

Plant Bowen Client: Southern Company Data: Bowen 1, 2, 9, & 10

	GWA-50R (bg)	GWC-5	GWC-6	GWC-6RZ	GWC-7Z	GWC-8RR	GWC-8Z
8/22/2007			<0.001		<0.001	<0.001	<0.001
8/23/2007		<0.001					
10/25/2007		<0.001	<0.001		<0.001		
10/26/2007						<0.001	
11/1/2007							<0.001
11/19/2007		<0.001					
11/20/2007			<0.001		<0.001	<0.001	<0.001
1/16/2008					<0.001		
1/23/2008		<0.001	<0.001			<0.001	<0.001
3/6/2008					<0.001		
3/10/2008						<0.001	<0.001
3/11/2008		<0.001	<0.001				
5/6/2008						<0.001	
5/12/2008		<0.001					<0.001
5/13/2008					<0.001		
5/14/2008			<0.001				
12/11/2008		<0.001	<0.001				
12/12/2008	<0.001					0.015 (o)	<0.001
12/13/2008					<0.001		
4/15/2009		<0.001			<0.001		
4/22/2009							<0.001
4/23/2009	<0.001		<0.001			<0.001	
10/6/2009	<0.001						
10/8/2009						<0.001	<0.001
10/9/2009		<0.001	<0.001		<0.001		
4/27/2010					<0.001		
4/28/2010							<0.001
5/3/2010	<0.001						
5/4/2010		<0.001	<0.001			<0.001	
10/5/2010					<0.001		
10/7/2010						<0.001	<0.001
10/11/2010	<0.001		<0.001				
10/12/2010		<0.001					
4/19/2011					<0.001		
4/20/2011							<0.001
4/26/2011			<0.001			<0.001	
4/27/2011	<0.001						
4/28/2011		<0.001					
10/12/2011					<0.001		<0.001
10/18/2011			<0.001			<0.001	
10/19/2011	<0.001	<0.001					
4/24/2012					<0.001		
4/30/2012						<0.001	<0.001
5/1/2012	<0.001						
5/2/2012		<0.001	<0.001				
10/2/2012	<0.001						
10/3/2012					<0.001	<0.001	<0.001
10/8/2012			<0.001				
10/9/2012		<0.001					
4/8/2013						<0.001	
4/9/2013					<0.001		<0.001
4/10/2013	<0.001		<0.001				

ND substitution: RL or RL/2 if <15% NDs.

Time Series

Constituent: Lead (mg/L) Analysis Run 8/10/2026 3:48 PM

Plant Bowen Client: Southern Company Data: Bowen 1, 2, 9, & 10

	GWA-50R (bg)	GWC-5	GWC-6	GWC-6RZ	GWC-7Z	GWC-8RR	GWC-8Z
4/11/2013		<0.001					
10/8/2013			<0.001		<0.001		
10/9/2013						<0.001	<0.001
10/16/2013	<0.001	<0.001					
4/9/2014							<0.001
4/10/2014					<0.001	<0.001	
4/14/2014			<0.001				
4/22/2014	<0.001						
4/23/2014		<0.001					
10/1/2014	<0.001						
10/2/2014					<0.001	<0.001	<0.001
10/3/2014		<0.001	<0.001				
3/30/2015	<0.001						
3/31/2015		<0.001					
4/1/2015			<0.001				
4/2/2015					<0.001		<0.001
4/3/2015						<0.001	
5/26/2015				<0.001			<0.001
6/18/2015				<0.001			<0.001
7/2/2015				<0.001			<0.001
10/8/2015						<0.001	<0.001
10/9/2015			<0.001	<0.001			
10/10/2015					<0.001		
10/11/2015	<0.001						
10/12/2015		<0.001					
3/22/2016							<0.001
3/28/2016	<0.001	<0.001					
3/29/2016			<0.001	<0.001			
3/30/2016						<0.001	
5/24/2016			<0.001	<0.001		<0.001	
5/25/2016	<0.001	<0.001					<0.001
5/31/2016					<0.001		
8/1/2016	<0.001	<0.001	<0.001	<0.001			
8/2/2016					0.0001 (J)	<0.001	0.0002 (J)
9/26/2016	<0.001		0.0003 (J)	<0.001			0.0001 (J)
9/27/2016		<0.001			0.0001 (J)	<0.001	
11/11/2016	<0.001	<0.001					
11/14/2016				<0.001			
11/18/2016			<0.001				
11/21/2016					0.0001 (J)		0.0001 (J)
11/22/2016						<0.001	
1/30/2017	<0.001						
1/31/2017		<0.001					
2/1/2017			<0.001	<0.001	0.0001 (J)		
2/3/2017							0.0002 (J)
2/6/2017						<0.001	
4/3/2017	<0.001	<0.001					
4/6/2017			7E-05 (J)	7E-05 (J)	0.0002 (J)	0.0001 (J)	
4/7/2017							0.0002 (J)
6/12/2017	<0.001	<0.001					
6/13/2017			<0.001	8E-05 (J)	<0.001		0.0002 (J)
6/14/2017						<0.001	

Time Series

Constituent: Lead (mg/L) Analysis Run 8/10/2026 3:48 PM

Plant Bowen Client: Southern Company Data: Bowen 1, 2, 9, & 10

	GWA-50R (bg)	GWC-5	GWC-6	GWC-6RZ	GWC-7Z	GWC-8RR	GWC-8Z
7/14/2017					<0.001		
10/2/2017	<0.001						
10/3/2017		<0.001	<0.001	<0.001	9E-05 (J)		0.0002 (J)
10/4/2017						<0.001	
3/16/2018	<0.001						
3/19/2018		<0.001	<0.001				
3/20/2018				<0.001	<0.001		0.00042 (J)
3/21/2018						<0.001	
9/17/2018		<0.001	<0.001	<0.001			
9/18/2018	<0.001				<0.001	<0.001	<0.001
3/19/2019	<0.001						
3/20/2019		<0.001					
3/21/2019			<0.001	<0.001	<0.001		
3/27/2019						<0.001	
5/6/2019							0.00032 (J)
9/12/2019	<0.001						
9/13/2019					<0.001		
9/16/2019		<0.001	0.0001 (J)	<0.001		<0.001	5.4E-05 (J)
3/11/2020	<0.001						
3/12/2020			0.0001 (J)	7E-05 (J)	8.2E-05 (J)	5.6E-05 (J)	
3/16/2020		5.1E-05 (J)					0.00016 (J)
9/15/2020	<0.001						
9/16/2020		<0.001	0.00012 (J)	<0.001	0.00011 (J)		
9/17/2020						8E-05 (J)	6.5E-05 (J)
3/17/2021	<0.001	<0.001	7.4E-05 (J)	<0.001	4.9E-05 (J)	<0.001	
3/18/2021							0.00011 (J)
8/9/2021	<0.001	<0.001					
8/10/2021			<0.001	<0.001	<0.001	<0.001	<0.001
2/2/2022	<0.001	<0.001	<0.001	<0.001	<0.001	<0.001	<0.001
8/16/2022		<0.001					
8/17/2022	<0.001		<0.001	<0.001	<0.001	<0.001	<0.001
2/16/2023	<0.001						
2/17/2023			<0.001	<0.001			
2/20/2023		<0.001			<0.001		<0.001
2/21/2023						<0.001	
7/28/2023	<0.001	<0.001		<0.001			
7/31/2023			<0.001		<0.001	<0.001	<0.001
2/22/2024	<0.001						
2/26/2024		<0.001	<0.001	<0.001	<0.001		<0.001
2/27/2024						<0.001	
8/8/2024	<0.001	<0.001	<0.001	<0.001	<0.001		
8/12/2024						<0.001	<0.001
2/27/2025		<0.001	<0.001	<0.001	<0.001		
2/28/2025	<0.001						<0.001
3/4/2025						<0.001	
9/2/2025	<0.001			<0.001			
9/3/2025		<0.001	<0.001		<0.001	<0.001	<0.001
2/17/2026	<0.001						
2/19/2026		<0.001			<0.001	<0.001	<0.001
2/20/2026			<0.001	<0.001			

ND substitution: RL or RL/2 if <15% NDs.

Time Series

Constituent: Lead (mg/L) Analysis Run 8/10/2026 3:48 PM

Plant Bowen Client: Southern Company Data: Bowen 1, 2, 9, & 10

	GWC-9	GWC-10	GWC-10R	GWC-11	GWC-11R	GWC-12	GWC-13
8/21/2007		<0.001	<0.001	<0.001	<0.001	<0.001	<0.001
8/23/2007	<0.001						
11/1/2007	<0.001	<0.001	<0.001	<0.001	<0.001	<0.001	<0.001
11/18/2007				<0.001	<0.001		
11/19/2007	<0.001					<0.001	<0.001
11/20/2007		<0.001	<0.001				
1/15/2008	<0.001						
1/16/2008						<0.001	
1/30/2008		<0.001	<0.001	<0.001	<0.001		
1/31/2008							<0.001
3/5/2008				<0.001		<0.001	<0.001
3/6/2008	<0.001	<0.001	<0.001		<0.001		
5/7/2008				<0.001	<0.001		
5/8/2008			<0.001				
5/12/2008		<0.001					<0.001
5/13/2008	<0.001					<0.001	
12/12/2008	<0.001						
12/13/2008		<0.001				<0.001	<0.001
12/14/2008			<0.001	<0.001	<0.001		
4/16/2009	<0.001					<0.001	
4/28/2009							<0.001
4/29/2009		<0.001	<0.001	<0.001	<0.001		
10/13/2009	<0.001						
10/20/2009		<0.001					
10/21/2009			<0.001			<0.001	<0.001
10/22/2009				<0.001	<0.001		
4/21/2010	<0.001		<0.001	<0.001	<0.001		
4/26/2010		<0.001					
4/27/2010						<0.001	
4/28/2010							<0.001
9/28/2010			<0.001	<0.001			
9/29/2010	<0.001	<0.001			<0.001		
10/5/2010						<0.001	<0.001
4/12/2011			<0.001	<0.001			
4/13/2011	<0.001	<0.001			<0.001		
4/19/2011						<0.001	<0.001
10/4/2011			<0.001	<0.001	<0.001		
10/5/2011	<0.001	<0.001					
10/12/2011						<0.001	
10/18/2011							<0.001
4/3/2012			<0.001	<0.001			
4/4/2012	0.0012	<0.001			<0.001		
4/24/2012						<0.001	
4/25/2012							<0.001
10/2/2012						<0.001	<0.001
10/3/2012		<0.001		<0.001	<0.001		
10/8/2012	<0.001		<0.001				
4/2/2013						<0.001	<0.001
4/3/2013		<0.001	<0.001	<0.001	<0.001		
4/8/2013	<0.001						
10/8/2013							<0.001
10/9/2013	<0.001			<0.001	<0.001	<0.001	

ND substitution: RL or RL/2 if <15% NDs.

Time Series

Constituent: Lead (mg/L) Analysis Run 8/10/2026 3:48 PM

Plant Bowen Client: Southern Company Data: Bowen 1, 2, 9, & 10

	GWC-9	GWC-10	GWC-10R	GWC-11	GWC-11R	GWC-12	GWC-13
10/15/2013		<0.001	<0.001				
4/1/2014						<0.001	<0.001
4/2/2014				<0.001	<0.001		
4/9/2014	<0.001	<0.001	<0.001				
9/30/2014	<0.001						
10/1/2014							<0.001
10/2/2014		<0.001	<0.001	<0.001	<0.001	<0.001	
4/1/2015				<0.001	<0.001	<0.001	<0.001
4/2/2015	<0.001	<0.001	<0.001				
10/10/2015	<0.001	<0.001					
10/11/2015				<0.001	<0.001		
10/12/2015			<0.001				
10/14/2015						<0.001	
10/15/2015							<0.001
3/30/2016	<0.001						
3/31/2016		<0.001	<0.001				
4/4/2016				<0.001	<0.001	<0.001	<0.001
5/26/2016	<0.001	<0.001	<0.001	<0.001	<0.001		
5/27/2016						<0.001	
5/31/2016							<0.001
8/3/2016			<0.001	<0.001		<0.001	
8/4/2016					<0.001		0.0001 (J)
8/5/2016	0.0001 (J)	<0.001					
9/28/2016	0.0002 (J)	<0.001	<0.001	<0.001	<0.001		
9/29/2016							0.0001 (J)
9/30/2016						<0.001	
11/21/2016	0.0002 (J)						
11/22/2016		<0.001	<0.001	<0.001	<0.001	<0.001	
11/28/2016							<0.001
2/6/2017	0.0001 (J)						
2/7/2017		<0.001	<0.001				
2/8/2017				<0.001	<0.001		
2/9/2017							0.0001 (J)
2/13/2017						<0.001	
4/6/2017	0.0001 (J)						
4/10/2017		<0.001	<0.001	<0.001	<0.001		
4/11/2017						7E-05 (J)	
4/12/2017							0.0002 (J)
6/13/2017	8E-05 (J)						
6/14/2017		<0.001	<0.001			<0.001	
6/15/2017				9E-05 (J)	<0.001		
6/16/2017							0.0002 (J)
10/3/2017	<0.001						
10/4/2017		<0.001	<0.001	<0.001	<0.001	<0.001	
10/9/2017							0.0001 (J)
3/20/2018	<0.001	<0.001					
3/21/2018			<0.001	<0.001			<0.001
3/22/2018					<0.001	<0.001	
9/18/2018	<0.001	<0.001	<0.001	<0.001	<0.001	<0.001	
9/19/2018							<0.001
3/21/2019	<0.001						
3/22/2019		<0.001	<0.001				

ND substitution: RL or RL/2 if <15% NDs.

Time Series

Constituent: Lead (mg/L) Analysis Run 8/10/2026 3:48 PM

Plant Bowen Client: Southern Company Data: Bowen 1, 2, 9, & 10

	GWC-9	GWC-10	GWC-10R	GWC-11	GWC-11R	GWC-12	GWC-13
3/23/2019				<0.001	<0.001	<0.001	<0.001
9/16/2019	6.1E-05 (J)						
9/17/2019		4.7E-05 (J)	0.00017 (J)	4.6E-05 (J)	8.2E-05 (J)	<0.001	
9/18/2019							0.0002 (J)
3/12/2020	0.00016 (J)	<0.001	<0.001	5.2E-05 (J)	4.6E-05 (J)	<0.001	
3/13/2020							0.00013 (J)
9/17/2020	7.9E-05 (J)	<0.001	<0.001				
9/21/2020				<0.001	<0.001	<0.001	
9/22/2020							0.00015 (J)
3/18/2021	0.0001 (J)	<0.001	<0.001				0.00024 (J)
3/19/2021				<0.001	0.00018 (J)	<0.001	
8/10/2021	<0.001	<0.001					
8/11/2021			<0.001	<0.001	<0.001	<0.001	<0.001
2/2/2022	<0.001					<0.001	
2/4/2022		<0.001	<0.001	<0.001	<0.001		
2/17/2022							<0.001
8/17/2022	<0.001	<0.001					
8/18/2022			<0.001	<0.001	<0.001	<0.001	<0.001
2/20/2023		<0.001	<0.001	<0.001	<0.001		
2/21/2023	<0.001					<0.001	
2/22/2023							<0.001
7/31/2023	<0.001	<0.001	<0.001				
8/1/2023				<0.001	<0.001	<0.001	<0.001
2/27/2024	<0.001	<0.001	<0.001			<0.001	<0.001
2/28/2024				<0.001	<0.001		
8/12/2024	<0.001	<0.001	<0.001		<0.001	<0.001	<0.001
8/13/2024				<0.001			
2/28/2025	<0.001	<0.001					
3/3/2025			<0.001		<0.001		<0.001
3/4/2025				<0.001		<0.001	
9/3/2025	<0.001	<0.001	<0.001	<0.001	<0.001	<0.001	<0.001
2/18/2026	<0.001					<0.001	
2/19/2026		<0.001	<0.001	<0.001			<0.001
2/20/2026					<0.001		

ND substitution: RL or RL/2 if <15% NDs.

Time Series

Constituent: Lead (mg/L) Analysis Run 8/10/2026 3:48 PM

Plant Bowen Client: Southern Company Data: Bowen 1, 2, 9, & 10

	GWC-13RZ	GWC-14Z	GWC-15R	GWC-15Z	GWC-44	GWC-45	GWC-45R
8/21/2007	<0.001						
8/23/2007			<0.001				
8/24/2007		<0.001		<0.001		<0.001	<0.001
10/23/2007						<0.001	<0.001
11/1/2007	<0.001						
11/2/2007		<0.001	<0.001	<0.001			
11/17/2007		<0.001	<0.001				
11/18/2007				<0.001		0.018 (o)	<0.001
11/19/2007	<0.001						
1/15/2008		<0.001	<0.001	<0.001		0.047 (o)	<0.001
1/31/2008	<0.001						
3/5/2008	<0.001	<0.001				<0.001	<0.001
3/6/2008			<0.001				
3/10/2008				<0.001			
5/7/2008	<0.001	<0.001	<0.001				
5/12/2008							<0.001
5/13/2008				<0.001			
5/14/2008						<0.001	
12/2/2008		<0.001	<0.001	<0.001		<0.001	<0.001
12/12/2008	0.013 (o)						
4/16/2009		<0.001					
4/28/2009			<0.001	<0.001		<0.001	<0.001
4/29/2009	<0.001						
10/13/2009							<0.001
10/19/2009			<0.001				
10/20/2009		<0.001		<0.001		<0.001	
10/21/2009	<0.001						
4/20/2010		<0.001				<0.001	
4/21/2010							<0.001
4/27/2010			<0.001	<0.001			
4/28/2010	<0.001						
9/28/2010						<0.001	
9/29/2010		<0.001					
10/4/2010			<0.001				<0.001
10/5/2010				<0.001			
10/6/2010	<0.001						
4/12/2011		<0.001				<0.001	
4/18/2011			<0.001				<0.001
4/19/2011				<0.001			
4/20/2011	<0.001						
10/4/2011		<0.001				<0.001	
10/5/2011							<0.001
10/12/2011	<0.001		<0.001	<0.001			
4/3/2012						<0.001	
4/4/2012		<0.001					
4/23/2012			<0.001				
4/25/2012	<0.001			<0.001			
5/3/2012							<0.001
10/2/2012	<0.001						
10/10/2012		<0.001	<0.001	<0.001			
10/15/2012						<0.001	<0.001
4/2/2013	<0.001						

ND substitution: RL or RL/2 if <15% NDs.

Time Series

Constituent: Lead (mg/L) Analysis Run 8/10/2026 3:48 PM

Plant Bowen Client: Southern Company Data: Bowen 1, 2, 9, & 10

	GWC-13RZ	GWC-14Z	GWC-15R	GWC-15Z	GWC-44	GWC-45	GWC-45R
4/15/2013		<0.001	<0.001				
4/16/2013				<0.001		<0.001	<0.001
10/8/2013	<0.001						
10/22/2013		<0.001	<0.001	<0.001		<0.001	<0.001
4/1/2014	<0.001						
4/21/2014		<0.001	<0.001	<0.001			
4/23/2014						<0.001	<0.001
9/30/2014		<0.001	<0.001	<0.001			
10/1/2014	<0.001					<0.001	<0.001
3/31/2015	<0.001						
4/3/2015		<0.001	<0.001	<0.001		<0.001	<0.001
10/6/2015				<0.001			
10/7/2015		<0.001	<0.001			<0.001	
10/9/2015							<0.001
10/14/2015	<0.001						
3/16/2016					<0.001	<0.001	<0.001
4/4/2016	<0.001						
4/5/2016		<0.001	<0.001	<0.001			
5/16/2016					<0.001	<0.001	<0.001
5/31/2016			<0.001	<0.001			
6/1/2016	<0.001	<0.001					
7/25/2016					0.0003 (J)	0.0002 (J)	0.0001 (J)
8/4/2016			<0.001				
8/9/2016		<0.001					
9/19/2016					0.0002 (J)	0.0004 (J)	<0.001
9/29/2016			0.0008 (J)				
11/3/2016					0.0002 (J)		<0.001
11/4/2016						0.0002 (J)	
11/23/2016			0.0011 (J)	<0.001			
11/28/2016		<0.001					
1/19/2017					0.0003 (J)		
1/20/2017							<0.001
1/23/2017						0.0001 (J)	
2/9/2017		0.0002 (J)					
2/10/2017			<0.001	<0.001			
2/22/2017	0.0003 (J)						
3/28/2017					0.0005 (J)		
3/29/2017						0.0001 (J)	0.0001 (J)
4/11/2017	<0.001	<0.001		0.0001 (J)			
4/12/2017			0.0003 (J)				
6/5/2017					0.0007 (J)		
6/7/2017						0.0001 (J)	8E-05 (J)
6/14/2017		<0.001					
6/15/2017			0.0005 (J)	<0.001			
6/16/2017	<0.001						
7/12/2017	<0.001	<0.001		<0.001			
7/26/2017				<0.001			
7/28/2017	<0.001						
8/10/2017	<0.001						
9/26/2017					0.0004 (J)		
9/27/2017						0.0003 (J)	9E-05 (J)
10/5/2017		<0.001					

Time Series

Constituent: Lead (mg/L) Analysis Run 8/10/2026 3:48 PM

Plant Bowen Client: Southern Company Data: Bowen 1, 2, 9, & 10

	GWC-13RZ	GWC-14Z	GWC-15R	GWC-15Z	GWC-44	GWC-45	GWC-45R
10/6/2017	<0.001		0.0004 (J)	<0.001			
3/15/2018					0.00064 (J)	<0.001	<0.001
3/22/2018		<0.001					
3/23/2018	<0.001		0.00028 (J)	<0.001			
9/12/2018					0.00037 (J)		
9/13/2018						<0.001	<0.001
9/19/2018		<0.001	0.00029 (J)	<0.001			
9/20/2018	<0.001						
3/14/2019					0.00077 (J)	<0.001	<0.001
3/22/2019	<0.001	<0.001		<0.001			
3/25/2019			0.00047 (J)				
9/11/2019					0.00047 (J)	0.00016 (J)	<0.001
9/17/2019		<0.001	0.00016 (J)	<0.001			
9/19/2019	4.8E-05 (J)						
3/10/2020					0.00066 (J)	0.00014 (J)	<0.001
3/13/2020		<0.001	0.00037 (J)	4.8E-05 (J)			
3/17/2020	<0.001						
9/11/2020						0.00012 (J)	<0.001
9/15/2020					0.00045 (J)		
9/21/2020		0.00023 (J)	0.00093 (J)	7.5E-05 (J)			
9/22/2020	7.1E-05 (J)						
3/11/2021					0.00053 (J)	0.00012 (J)	4.5E-05 (J)
3/18/2021		<0.001	0.00036 (J)	4E-05 (J)			
3/19/2021	7.4E-05 (J)						
8/4/2021					<0.001		
8/6/2021						<0.001	<0.001
8/11/2021		<0.001	<0.001	<0.001			
8/12/2021	<0.001						
1/31/2022					<0.001		
2/1/2022						<0.001	<0.001
2/4/2022	<0.001	<0.001	<0.001				
2/7/2022				<0.001			
8/12/2022						<0.001	<0.001
8/15/2022					<0.001		
8/18/2022		<0.001					
8/19/2022	<0.001		<0.001	<0.001			
2/14/2023					<0.001		
2/15/2023						<0.001	<0.001
2/22/2023	<0.001	<0.001	<0.001	<0.001			
7/26/2023					0.0002 (J)	<0.001	<0.001
8/1/2023		<0.001		<0.001			
8/2/2023	<0.001		0.00024 (J)				
2/20/2024					0.00041 (J)	0.00021 (J)	<0.001
2/28/2024	<0.001	<0.001	0.00023 (J)	<0.001			
8/5/2024						<0.001	<0.001
8/6/2024					0.00022 (J)		
8/13/2024	<0.001	<0.001	0.00023 (J)	<0.001			
2/26/2025					0.00043 (J)	<0.001	<0.001
3/3/2025		<0.001	0.0004 (J)	<0.001			
3/4/2025	<0.001						
8/28/2025					<0.001		
9/2/2025						<0.001	<0.001

ND substitution: RL or RL/2 if <15% NDs.

Time Series

Constituent: Lead (mg/L) Analysis Run 8/10/2026 3:48 PM

Plant Bowen Client: Southern Company Data: Bowen 1, 2, 9, & 10

	GWC-13RZ	GWC-14Z	GWC-15R	GWC-15Z	GWC-44	GWC-45	GWC-45R
9/4/2025	<0.001	<0.001	<0.001	<0.001			
2/16/2026					<0.001		
2/17/2026						<0.001	<0.001
2/20/2026	<0.001						
2/24/2026		<0.001	<0.001	<0.001			

ND substitution: RL or RL/2 if <15% NDs.

Time Series

Constituent: Lead (mg/L) Analysis Run 8/10/2026 3:48 PM

Plant Bowen Client: Southern Company Data: Bowen 1, 2, 9, & 10

	GWC-46R	GWC-47	GWC-47R	GWC-48	GWC-49R	GWC-49Z
3/10/2016	<0.001	<0.001	<0.001	<0.001		
3/17/2016					<0.001	<0.001
5/17/2016	<0.001			<0.001		
5/18/2016		<0.001	<0.001		<0.001	<0.001
7/26/2016	<0.001					
7/27/2016		9E-05 (J)	9E-05 (J)	<0.001	<0.001	
7/28/2016						0.0002 (J)
9/20/2016	<0.001	0.0003 (J)	0.0001 (J)	0.0002 (J)		
9/21/2016					<0.001	0.0003 (J)
11/4/2016	<0.001		<0.001	<0.001	<0.001	
11/7/2016		<0.001				<0.001
1/20/2017	<0.001		<0.001			
1/23/2017		<0.001		<0.001		
1/24/2017					<0.001	0.0002 (J)
3/28/2017	<0.001			0.0003 (J)		
3/29/2017		<0.001	<0.001		<0.001	
3/30/2017						<0.001
6/7/2017	<0.001					
6/8/2017		0.0001 (J)	<0.001	<0.001	<0.001	
6/9/2017						<0.001
9/27/2017		<0.001	<0.001			
9/29/2017	<0.001			<0.001	<0.001	<0.001
3/15/2018	<0.001	<0.001		<0.001	<0.001	<0.001
3/16/2018			<0.001			
9/13/2018	<0.001	<0.001	<0.001	<0.001	<0.001	
9/14/2018						<0.001
3/15/2019		<0.001		<0.001		
3/18/2019	<0.001				<0.001	
3/19/2019			<0.001			<0.001
9/11/2019	<0.001		8.5E-05 (J)	5.8E-05 (J)	<0.001	8.2E-05 (J)
9/12/2019		<0.001				
3/9/2020		5.8E-05 (J)	8E-05 (J)	<0.001		0.00017 (J)
3/10/2020	<0.001					
3/11/2020					<0.001	
9/11/2020					<0.001	
9/14/2020	<0.001	<0.001		<0.001		7.8E-05 (J)
9/15/2020			<0.001			
3/11/2021	<0.001	4.8E-05 (J)	<0.001	<0.001		
3/15/2021					<0.001	4.6E-05 (J)
8/4/2021				<0.001		
8/5/2021	<0.001	<0.001	<0.001			<0.001
8/11/2021					<0.001	
1/31/2022	<0.001			<0.001		
2/1/2022		<0.001	<0.001		<0.001	<0.001
8/15/2022	<0.001	<0.001	<0.001	<0.001	<0.001	<0.001
2/14/2023	<0.001				<0.001	<0.001
2/15/2023		<0.001	<0.001	<0.001		
7/26/2023	<0.001			<0.001		
7/27/2023		<0.001	<0.001		<0.001	<0.001
2/21/2024	<0.001	<0.001	<0.001	<0.001	<0.001	<0.001
8/5/2024	<0.001	<0.001	<0.001	<0.001		
8/6/2024					<0.001	<0.001

ND substitution: RL or RL/2 if <15% NDs.

Time Series

Constituent: Lead (mg/L) Analysis Run 8/10/2026 3:48 PM

Plant Bowen Client: Southern Company Data: Bowen 1, 2, 9, & 10

	GWC-46R	GWC-47	GWC-47R	GWC-48	GWC-49R	GWC-49Z
2/26/2025	<0.001	<0.001	<0.001	<0.001	<0.001	<0.001
8/28/2025		<0.001				
8/29/2025	<0.001			<0.001	<0.001	<0.001
9/2/2025			<0.001			
9/24/2025	<0.001					
2/16/2026	<0.001					
2/17/2026		<0.001	<0.001	<0.001	<0.001	<0.001

ND substitution: RL or RL/2 if <15% NDs.

Time Series

Constituent: Mercury (mg/L) Analysis Run 8/10/2026 3:48 PM

Plant Bowen Client: Southern Company Data: Bowen 1, 2, 9, & 10

	GWA-1 (bg)	GWA-2 (bg)	GWA-2R (bg)	GWA-3A (bg)	GWA-4RZ (bg)	GWA-39RZ (bg)	GWA-39Z (bg)
8/23/2007	<0.0002	<0.0002	<0.0002	<0.0002			
10/23/2007	<0.0002						
10/24/2007		<0.0002	<0.0002				
11/2/2007				<0.0002			
11/18/2007	<0.0002	<0.0002	<0.0002	<0.0002			
1/30/2008	<0.0002						
1/31/2008		<0.0002	<0.0002	<0.0002			
3/10/2008	<0.0002		<0.0002				
3/11/2008		<0.0002		<0.0002			
5/6/2008		0.000175					
5/13/2008	<0.0002		<0.0002				
5/14/2008				<0.0002			
12/4/2008		<0.0002	<0.0002				
12/5/2008	<0.0002			<0.0002			
4/15/2009	<0.0002			<0.0002			
4/21/2009		<0.0002	<0.0002				
5/20/2009					<0.0002		
10/7/2009	<0.0002	<0.0002					
10/8/2009			<0.0002	<0.0002			
10/19/2009					<0.0002		
4/21/2010			<0.0002				
4/26/2010		<0.0002					
4/27/2010					<0.0002		
4/28/2010				<0.0002			
5/3/2010	<0.0002						
9/28/2010			<0.0002				
10/4/2010		<0.0002			<0.0002		
10/6/2010				<0.0002			
10/12/2010	<0.0002						
4/12/2011			<0.0002				
4/13/2011		<0.0002					
4/14/2011					<0.0002		
4/21/2011				<0.0002			
4/27/2011	<0.0002						
10/4/2011			<0.0002				
10/5/2011		<0.0002			<0.0002		
10/13/2011				<0.0002			
10/17/2011	<0.0002						
4/3/2012			<0.0002				
4/11/2012		<0.0002			<0.0002		
5/1/2012				<0.0002			
5/2/2012	<0.0002						
10/2/2012					<0.0002		
10/8/2012	<0.0002						
10/9/2012		<0.0002	<0.0002	<0.0002			
4/11/2013			<0.0002	<0.0002	<0.0002		
4/12/2013	<0.0002						
4/15/2013		<0.0002					
10/15/2013		<0.0002					
10/16/2013	<0.0002		<0.0002	<0.0002			
10/21/2013					<0.0002		
4/10/2014			<0.0002				

ND substitution: RL or RL/2 if <15% NDs.

Time Series

Constituent: Mercury (mg/L) Analysis Run 8/10/2026 3:48 PM

Plant Bowen Client: Southern Company Data: Bowen 1, 2, 9, & 10

	GWA-1 (bg)	GWA-2 (bg)	GWA-2R (bg)	GWA-3A (bg)	GWA-4RZ (bg)	GWA-39RZ (bg)	GWA-39Z (bg)
4/11/2014	<0.0002						
4/22/2014		<0.0002					
4/23/2014				<0.0002	<0.0002		
9/30/2014	<0.0002	<0.0002	<0.0002				
10/4/2014				<0.0002	<0.0002		
3/30/2015	<0.0002	<0.0002	<0.0002				
3/31/2015				<0.0002	<0.0002		
10/11/2015					<0.0002		
10/12/2015				<0.0002			
10/13/2015	<0.0002	<0.0002	<0.0002				
3/14/2016							<0.0002
3/22/2016	<0.0002						
3/23/2016		<0.0002	<0.0002	<0.0002			
5/11/2016							<0.0002
5/19/2016	<0.0002		<0.0002				
5/20/2016		<0.0002					
5/23/2016				<0.0002			
7/19/2016							<0.0002
7/29/2016	<0.0002	<0.0002	<0.0002	<0.0002			
9/15/2016							<0.0002
9/22/2016			<0.0002	<0.0002			
9/23/2016	<0.0002	<0.0002					
11/2/2016							<0.0002
11/9/2016	<0.0002	<0.0002					
11/10/2016			<0.0002	<0.0002			
1/18/2017							<0.0002
1/30/2017	<0.0002						
1/31/2017		5E-05 (J)	<0.0002	5E-05 (J)			
2/21/2017						<0.0002	
2/22/2017					<0.0002		
3/27/2017						<0.0002	
3/28/2017							<0.0002
3/30/2017	6E-05 (J)	6E-05 (J)		<0.0002			
4/3/2017			<0.0002				
4/7/2017					0.00012 (J)		
6/7/2017							<0.0002
6/8/2017						<0.0002	
6/9/2017	<0.0002		<0.0002				
6/12/2017		4E-05 (J)		<0.0002			
6/14/2017					7.2E-05 (J)		
7/12/2017					<0.0002		
7/17/2017						<0.0002	
7/20/2017					<0.0002		
7/27/2017						<0.0002	
7/28/2017					<0.0002		
8/9/2017					<0.0002	<0.0002	
8/24/2017					<0.0002		
9/26/2017							<0.0002
9/29/2017						<0.0002	
10/2/2017	<0.0002	<0.0002	<0.0002				
10/3/2017					<0.0002		
10/4/2017				<0.0002			

Time Series

Constituent: Mercury (mg/L) Analysis Run 8/10/2026 3:48 PM

Plant Bowen Client: Southern Company Data: Bowen 1, 2, 9, & 10

	GWA-1 (bg)	GWA-2 (bg)	GWA-2R (bg)	GWA-3A (bg)	GWA-4RZ (bg)	GWA-39RZ (bg)	GWA-39Z (bg)
3/14/2018							<0.0002
3/16/2018	<0.0002		<0.0002			<0.0002	
3/19/2018		<0.0002		<0.0002			
3/21/2018					<0.0002		
9/12/2018							<0.0002
9/14/2018		<0.0002	<0.0002			4.1E-05 (J)	
9/17/2018	<0.0002			<0.0002			
9/18/2018					4.1E-05 (J)		
3/14/2019						<0.0002	
3/15/2019							<0.0002
3/19/2019			<0.0002				
3/20/2019	4E-05 (J)	3.9E-05 (J)		<0.0002			
3/21/2019					6.8E-05 (J)		
9/9/2019							<0.0002
9/11/2019						<0.0002	
9/12/2019	<0.0002	<0.0002					
9/13/2019			<0.0002	<0.0002	<0.0002		
3/9/2020						<0.0002	<0.0002
3/11/2020	<0.0002	<0.0002	<0.0002	<0.0002			
3/12/2020					<0.0002		
9/10/2020							<0.0002
9/15/2020	<0.0002	<0.0002	<0.0002				
9/16/2020						<0.0002	
9/17/2020					<0.0002		
3/12/2021							<0.0002
3/16/2021	<0.0002		<0.0002		<0.0002	<0.0002	
3/17/2021		<0.0002					
3/29/2021				<0.0002			
8/4/2021							0.00012 (J)
8/6/2021						<0.0002	
8/9/2021	<0.0002	<0.0002	<0.0002	<0.0002			
8/10/2021					<0.0002		
1/31/2022							<0.0002
2/1/2022	<0.0002	<0.0002	<0.0002				
2/2/2022				<0.0002		<0.0002	
2/3/2022					<0.0002		
8/10/2022							<0.0002
8/16/2022	<0.0002	<0.0002	<0.0002	<0.0002		<0.0002	
8/17/2022					<0.0002		
2/13/2023							<0.0002
2/14/2023						<0.0002	
2/16/2023	0.00017 (J)	0.00013 (J)	<0.0002				
2/17/2023				0.00013 (J)	<0.0002		
7/25/2023						<0.0002	
7/26/2023							<0.0002
7/27/2023	<0.0002	<0.0002	<0.0002				
7/28/2023					<0.0002		
8/1/2023				<0.0002			
2/19/2024						<0.0002	<0.0002
2/22/2024	<0.0002	<0.0002		<0.0002			
2/26/2024			<0.0002				
2/27/2024					<0.0002		

ND substitution: RL or RL/2 if <15% NDs.

Time Series

Constituent: Mercury (mg/L) Analysis Run 8/10/2026 3:48 PM

Plant Bowen Client: Southern Company Data: Bowen 1, 2, 9, & 10

	GWA-1 (bg)	GWA-2 (bg)	GWA-2R (bg)	GWA-3A (bg)	GWA-4RZ (bg)	GWA-39RZ (bg)	GWA-39Z (bg)
8/1/2024						<0.0002	<0.0002
8/6/2024			<0.0002				
8/7/2024	<0.0002	<0.0002					
8/8/2024				<0.0002	<0.0002		
2/25/2025							<0.0002
2/26/2025				<0.0002		<0.0002	
2/27/2025	<0.0002	<0.0002	<0.0002				
2/28/2025					<0.0002		
8/28/2025						<0.0002	<0.0002
9/2/2025	<0.0002	<0.0002	<0.0002	<0.0002			
9/3/2025					<0.0002		
2/17/2026				<0.0002			
2/18/2026	<0.0002	<0.0002	<0.0002		<0.0002	<0.0002	<0.0002

ND substitution: RL or RL/2 if <15% NDs.

Time Series

Constituent: Mercury (mg/L) Analysis Run 8/10/2026 3:48 PM

Plant Bowen Client: Southern Company Data: Bowen 1, 2, 9, & 10

	GWA-40 (bg)	GWA-41 (bg)	GWA-41R (bg)	GWA-42 (bg)	GWA-43 (bg)	GWA-43R (bg)	GWA-50 (bg)
12/12/2008							<0.0002
4/23/2009							<0.0002
10/6/2009							<0.0002
4/27/2010							<0.0002
9/30/2010							<0.0002
4/14/2011							<0.0002
10/5/2011							<0.0002
4/11/2012							<0.0002
10/2/2012							<0.0002
4/9/2013							<0.0002
10/15/2013							<0.0002
4/10/2014							<0.0002
10/1/2014							<0.0002
3/30/2015							2.02E-05 (J)
10/11/2015							<0.0002
3/11/2016				<0.0002	<0.0002	<0.0002	
3/15/2016	<0.0002	<0.0002	<0.0002				
3/28/2016							<0.0002
5/11/2016	<0.0002						
5/12/2016		<0.0002					
5/13/2016			<0.0002		<0.0002	<0.0002	
5/16/2016				<0.0002			
5/23/2016							<0.0002
7/19/2016					<0.0002	<0.0002	
7/20/2016		<0.0002					
7/21/2016	<0.0002		<0.0002				
7/22/2016				<0.0002			
8/1/2016							<0.0002
9/15/2016	<0.0002	<0.0002					
9/16/2016					<0.0002	<0.0002	
9/19/2016				<0.0002			
9/21/2016			<0.0002				
9/26/2016							<0.0002
11/2/2016					<0.0002	<0.0002	
11/3/2016	<0.0002	<0.0002	<0.0002	<0.0002			
11/10/2016							<0.0002
1/17/2017	<0.0002		<0.0002	<0.0002			
1/18/2017		<0.0002			<0.0002	<0.0002	
1/30/2017							<0.0002
3/24/2017	<0.0002	<0.0002					
3/27/2017			<0.0002	<0.0002			
3/28/2017					<0.0002	<0.0002	
4/7/2017							0.00015 (J)
5/24/2017	<0.0002						
6/6/2017		<0.0002	<0.0002		<0.0002	<0.0002	
6/7/2017				<0.0002			
6/12/2017							5E-05 (J)
9/22/2017					<0.0002	<0.0002	
9/25/2017		<0.0002	<0.0002				
9/26/2017	<0.0002			<0.0002			
10/2/2017							<0.0002
3/14/2018	<0.0002	<0.0002	<0.0002	<0.0002	<0.0002		

ND substitution: RL or RL/2 if <15% NDs.

Time Series

Constituent: Mercury (mg/L) Analysis Run 8/10/2026 3:48 PM

Plant Bowen Client: Southern Company Data: Bowen 1, 2, 9, & 10

	GWA-40 (bg)	GWA-41 (bg)	GWA-41R (bg)	GWA-42 (bg)	GWA-43 (bg)	GWA-43R (bg)	GWA-50 (bg)
3/15/2018						<0.0002	
3/16/2018							<0.0002
9/12/2018	3.8E-05 (J)	<0.0002	<0.0002		<0.0002	3.9E-05 (J)	
9/14/2018				3.8E-05 (J)			
9/17/2018							<0.0002
3/13/2019	<0.0002				<0.0002	<0.0002	
3/14/2019		<0.0002	<0.0002	<0.0002			
3/19/2019							<0.0002
9/9/2019	<0.0002						
9/10/2019		<0.0002	<0.0002	<0.0002			
9/11/2019					<0.0002	<0.0002	
9/13/2019							<0.0002
3/6/2020		<0.0002		<0.0002			
3/9/2020	<0.0002		<0.0002		<0.0002	<0.0002	
3/11/2020							<0.0002
9/10/2020		<0.0002	<0.0002	<0.0002			
9/11/2020	<0.0002				<0.0002		
9/14/2020						<0.0002	
9/16/2020							<0.0002
3/10/2021	<0.0002		<0.0002				
3/11/2021		<0.0002		<0.0002	<0.0002	<0.0002	
3/17/2021							<0.0002
8/4/2021	9.4E-05 (J)	9E-05 (J)	9.4E-05 (J)	8E-05 (J)			
8/5/2021						9.6E-05 (J)	
8/6/2021					<0.0002		
8/9/2021							<0.0002
1/31/2022	<0.0002	<0.0002	<0.0002	<0.0002	<0.0002	<0.0002	
2/1/2022							<0.0002
8/10/2022				<0.0002		<0.0002	
8/11/2022		<0.0002	<0.0002		<0.0002		
8/12/2022	<0.0002						
8/16/2022							<0.0002
2/13/2023	<0.0002	0.00017 (J)	0.00013 (J)	0.00014 (J)		<0.0002	
2/14/2023					<0.0002		
2/16/2023							<0.0002
7/25/2023		<0.0002	<0.0002		<0.0002	<0.0002	
7/26/2023	<0.0002			<0.0002			
7/28/2023							<0.0002
2/19/2024	<0.0002	<0.0002	<0.0002				
2/20/2024				<0.0002	<0.0002	<0.0002	
2/22/2024							<0.0002
8/1/2024	<0.0002	<0.0002	<0.0002	<0.0002			
8/2/2024					<0.0002	<0.0002	
8/8/2024							<0.0002
2/25/2025	<0.0002	<0.0002	<0.0002	<0.0002	<0.0002	<0.0002	
2/27/2025							<0.0002
8/27/2025	<0.0002		<0.0002				
8/28/2025		<0.0002		<0.0002	<0.0002	<0.0002	
9/2/2025							<0.0002
2/16/2026	0.00014 (J)	<0.0002	<0.0002	<0.0002	<0.0002	<0.0002	
2/17/2026							<0.0002

ND substitution: RL or RL/2 if <15% NDs.

Time Series

Constituent: Mercury (mg/L) Analysis Run 8/10/2026 3:48 PM

Plant Bowen Client: Southern Company Data: Bowen 1, 2, 9, & 10

	GWA-50R (bg)	GWC-5	GWC-6	GWC-6RZ	GWC-7Z	GWC-8RR	GWC-8Z
8/22/2007			<0.0002		<0.0002	<0.0002	<0.0002
8/23/2007		<0.0002					
10/25/2007		<0.0002	<0.0002		<0.0002		
10/26/2007						<0.0002	
11/1/2007							<0.0002
11/19/2007		<0.0002					
11/20/2007			<0.0002		<0.0002	<0.0002	<0.0002
1/16/2008					<0.0002		
1/23/2008		<0.0002	<0.0002			<0.0002	<0.0002
3/6/2008					<0.0002		
3/10/2008						<0.0002	<0.0002
3/11/2008		<0.0002	<0.0002				
5/6/2008						0.000181	
5/12/2008		<0.0002					<0.0002
5/13/2008					<0.0002		
5/14/2008			<0.0002				
12/11/2008		<0.0002	<0.0002				
12/12/2008	<0.0002					0.000273	<0.0002
12/13/2008					<0.0002		
4/15/2009		<0.0002			<0.0002		
4/22/2009							<0.0002
4/23/2009	<0.0002		<0.0002			<0.0002	
10/6/2009	<0.0002						
10/8/2009						<0.0002	<0.0002
10/9/2009		<0.0002	<0.0002		<0.0002		
4/27/2010					<0.0002		
4/28/2010							<0.0002
5/3/2010	<0.0002						
5/4/2010		<0.0002	<0.0002			<0.0002	
10/5/2010					<0.0002		
10/7/2010						<0.0002	<0.0002
10/11/2010	<0.0002		<0.0002				
10/12/2010		<0.0002					
4/19/2011					<0.0002		
4/20/2011							<0.0002
4/26/2011			<0.0002			<0.0002	
4/27/2011	<0.0002						
4/28/2011		<0.0002					
10/12/2011					<0.0002		<0.0002
10/18/2011			<0.0002			<0.0002	
10/19/2011	<0.0002	<0.0002					
4/24/2012					<0.0002		
4/30/2012						<0.0002	<0.0002
5/1/2012	<0.0002						
5/2/2012		<0.0002	<0.0002				
10/2/2012	<0.0002						
10/3/2012					<0.0002	<0.0002	<0.0002
10/8/2012			<0.0002				
10/9/2012		<0.0002					
4/8/2013						<0.0002	
4/9/2013					<0.0002		<0.0002
4/10/2013	<0.0002		<0.0002				

ND substitution: RL or RL/2 if <15% NDs.

Time Series

Constituent: Mercury (mg/L) Analysis Run 8/10/2026 3:48 PM

Plant Bowen Client: Southern Company Data: Bowen 1, 2, 9, & 10

	GWA-50R (bg)	GWC-5	GWC-6	GWC-6RZ	GWC-7Z	GWC-8RR	GWC-8Z
4/11/2013		<0.0002					
10/8/2013			<0.0002		<0.0002		
10/9/2013						<0.0002	<0.0002
10/16/2013	<0.0002	<0.0002					
4/9/2014							<0.0002
4/10/2014					<0.0002	<0.0002	
4/14/2014			<0.0002				
4/22/2014	<0.0002						
4/23/2014		<0.0002					
10/1/2014	<0.0002						
10/2/2014					<0.0002	3.83E-05 (J)	<0.0002
10/3/2014		3.71E-05 (J)	3.29E-05 (J)				
3/30/2015	<0.0002						
3/31/2015		<0.0002					
4/1/2015			<0.0002				
4/2/2015					<0.0002		<0.0002
4/3/2015						<0.0002	
5/26/2015				<0.0002			<0.0002
6/18/2015				<0.0002			<0.0002
7/2/2015				<0.0002			<0.0002
8/13/2015				<0.0002			
8/14/2015							<0.0002
10/8/2015						<0.0002	<0.0002
10/9/2015			<0.0002	<0.0002			
10/10/2015					<0.0002		
10/11/2015	<0.0002						
10/12/2015		<0.0002					
3/22/2016							<0.0002
3/28/2016	<0.0002	<0.0002					
3/29/2016			<0.0002	<0.0002			
3/30/2016						<0.0002	
5/24/2016			<0.0002	<0.0002		<0.0002	
5/25/2016	<0.0002	<0.0002					<0.0002
5/31/2016					<0.0002		
8/1/2016	<0.0002	<0.0002	<0.0002	<0.0002			
8/2/2016					<0.0002	<0.0002	<0.0002
9/26/2016	<0.0002		<0.0002	<0.0002			<0.0002
9/27/2016		<0.0002			<0.0002	<0.0002	
11/11/2016	<0.0002	<0.0002					
11/14/2016				<0.0002			
11/18/2016			<0.0002				
11/21/2016					<0.0002		<0.0002
11/22/2016						8E-05 (J)	
1/30/2017	<0.0002						
1/31/2017		5E-05 (J)					
2/1/2017			9E-05 (J)	8E-05 (J)	<0.0002		
2/3/2017							<0.0002
2/6/2017						<0.0002	
4/3/2017	<0.0002	<0.0002					
4/6/2017			<0.0002	<0.0002	<0.0002	<0.0002	
4/7/2017							0.00015 (J)
6/12/2017	4E-05 (J)	<0.0002					

ND substitution: RL or RL/2 if <15% NDs.

Time Series

Constituent: Mercury (mg/L) Analysis Run 8/10/2026 3:48 PM

Plant Bowen Client: Southern Company Data: Bowen 1, 2, 9, & 10

	GWA-50R (bg)	GWC-5	GWC-6	GWC-6RZ	GWC-7Z	GWC-8RR	GWC-8Z
6/13/2017			8E-05 (J)	7E-05 (J)	8E-05 (J)		8E-05 (J)
6/14/2017						8E-05 (J)	
7/14/2017					<0.0002		
10/2/2017	<0.0002						
10/3/2017		<0.0002	<0.0002	<0.0002	<0.0002		<0.0002
10/4/2017						<0.0002	
3/16/2018	<0.0002						
3/19/2018		<0.0002	<0.0002				
3/20/2018				<0.0002	<0.0002		<0.0002
3/21/2018						<0.0002	
9/17/2018		<0.0002	<0.0002	<0.0002			
9/18/2018	<0.0002				4.2E-05 (J)	<0.0002	<0.0002
3/19/2019	<0.0002						
3/20/2019		4.3E-05 (J)					
3/21/2019			4.5E-05 (J)	3.9E-05 (J)	4.3E-05 (J)		
3/27/2019						3.9E-05 (J)	
5/6/2019							<0.0002
9/12/2019	<0.0002						
9/13/2019					<0.0002		
9/16/2019		<0.0002	<0.0002	<0.0002		<0.0002	<0.0002
3/11/2020	<0.0002						
3/12/2020			<0.0002	<0.0002	<0.0002	<0.0002	
3/16/2020		<0.0002					<0.0002
9/15/2020	<0.0002						
9/16/2020		<0.0002	<0.0002	<0.0002	<0.0002		
9/17/2020						<0.0002	<0.0002
3/17/2021	<0.0002	<0.0002	<0.0002	<0.0002	<0.0002	<0.0002	
3/18/2021							<0.0002
8/9/2021	<0.0002	<0.0002					
8/10/2021			<0.0002	<0.0002	<0.0002	<0.0002	<0.0002
2/2/2022	<0.0002	<0.0002	<0.0002	<0.0002	<0.0002	<0.0002	<0.0002
8/16/2022		<0.0002					
8/17/2022	<0.0002		<0.0002	<0.0002	<0.0002	<0.0002	<0.0002
2/16/2023	<0.0002						
2/17/2023			<0.0002	<0.0002			
2/20/2023		<0.0002			<0.0002		<0.0002
2/21/2023						<0.0002	
7/28/2023	<0.0002	<0.0002		<0.0002			
7/31/2023			<0.0002		<0.0002	<0.0002	<0.0002
2/22/2024	<0.0002						
2/26/2024		<0.0002	<0.0002	<0.0002	<0.0002		<0.0002
2/27/2024						<0.0002	
8/8/2024	<0.0002	<0.0002	<0.0002	<0.0002	<0.0002		
8/12/2024						<0.0002	<0.0002
2/27/2025		<0.0002	<0.0002	<0.0002	<0.0002		
2/28/2025	<0.0002						<0.0002
3/4/2025						<0.0002	
9/2/2025	<0.0002			<0.0002			
9/3/2025		<0.0002	<0.0002		<0.0002	<0.0002	<0.0002
2/17/2026	<0.0002						
2/19/2026		<0.0002			<0.0002	<0.0002	<0.0002
2/20/2026			<0.0002	<0.0002			

ND substitution: RL or RL/2 if <15% NDs.

Time Series

Constituent: Mercury (mg/L) Analysis Run 8/10/2026 3:48 PM

Plant Bowen Client: Southern Company Data: Bowen 1, 2, 9, & 10

	GWC-9	GWC-10	GWC-10R	GWC-11	GWC-11R	GWC-12	GWC-13
8/21/2007		<0.0002	<0.0002	<0.0002	<0.0002	<0.0002	<0.0002
8/23/2007	<0.0002						
11/1/2007	<0.0002	<0.0002	<0.0002	<0.0002	<0.0002	<0.0002	<0.0002
11/18/2007				<0.0002	<0.0002		
11/19/2007	<0.0002					<0.0002	<0.0002
11/20/2007		<0.0002	<0.0002				
1/15/2008	<0.0002						
1/16/2008						<0.0002	
1/30/2008		<0.0002	<0.0002	<0.0002	<0.0002		
1/31/2008							<0.0002
3/5/2008				<0.0002		<0.0002	<0.0002
3/6/2008	<0.0002	<0.0002	<0.0002		<0.0002		
5/7/2008				0.000181	<0.0002		
5/8/2008			<0.0002				
5/12/2008		<0.0002					<0.0002
5/13/2008	<0.0002					<0.0002	
12/12/2008	<0.0002						
12/13/2008		<0.0002				<0.0002	<0.0002
12/14/2008			<0.0002	<0.0002	<0.0002		
4/16/2009	<0.0002					<0.0002	
4/28/2009							<0.0002
4/29/2009		<0.0002	<0.0002	<0.0002	<0.0002		
10/13/2009	<0.0002						
10/20/2009		<0.0002					
10/21/2009			<0.0002			<0.0002	<0.0002
10/22/2009				<0.0002	<0.0002		
4/21/2010	<0.0002		<0.0002	<0.0002	<0.0002		
4/26/2010		<0.0002					
4/27/2010						<0.0002	
4/28/2010							<0.0002
9/28/2010			<0.0002	<0.0002			
9/29/2010	<0.0002	<0.0002			<0.0002		
10/5/2010						<0.0002	<0.0002
4/12/2011			<0.0002	<0.0002			
4/13/2011	<0.0002	<0.0002			<0.0002		
4/19/2011						<0.0002	<0.0002
10/4/2011			<0.0002	<0.0002	<0.0002		
10/5/2011	<0.0002	<0.0002					
10/12/2011						<0.0002	
10/18/2011							<0.0002
4/3/2012			<0.0002	<0.0002			
4/4/2012	<0.0002	<0.0002			<0.0002		
4/24/2012						<0.0002	
4/25/2012							<0.0002
10/2/2012						<0.0002	<0.0002
10/3/2012		<0.0002		<0.0002	<0.0002		
10/8/2012	<0.0002		<0.0002				
4/2/2013						<0.0002	<0.0002
4/3/2013		<0.0002	<0.0002	<0.0002	<0.0002		
4/8/2013	<0.0002						
10/8/2013							<0.0002
10/9/2013	<0.0002			<0.0002	<0.0002	<0.0002	

ND substitution: RL or RL/2 if <15% NDs.

Time Series

Constituent: Mercury (mg/L) Analysis Run 8/10/2026 3:48 PM

Plant Bowen Client: Southern Company Data: Bowen 1, 2, 9, & 10

	GWC-9	GWC-10	GWC-10R	GWC-11	GWC-11R	GWC-12	GWC-13
10/15/2013		<0.0002	<0.0002				
4/1/2014						5.16E-05 (J)	0.000156 (J)
4/2/2014				4.65E-05 (J)	<0.0002		
4/9/2014	<0.0002	<0.0002	<0.0002				
9/30/2014	<0.0002						
10/1/2014							<0.0002
10/2/2014		<0.0002	<0.0002	<0.0002	<0.0002	<0.0002	
4/1/2015				<0.0002	<0.0002	<0.0002	<0.0002
4/2/2015	<0.0002	<0.0002	<0.0002				
10/10/2015	<0.0002	<0.0002					
10/11/2015				<0.0002	<0.0002		
10/12/2015			<0.0002				
10/14/2015						<0.0002	
10/15/2015							<0.0002
3/30/2016	<0.0002						
3/31/2016		<0.0002	<0.0002				
4/4/2016				<0.0002	<0.0002	<0.0002	<0.0002
5/26/2016	<0.0002	<0.0002	<0.0002	<0.0002	<0.0002		
5/27/2016						<0.0002	
5/31/2016							<0.0002
8/3/2016			<0.0002	<0.0002		<0.0002	
8/4/2016					<0.0002		<0.0002
8/5/2016	<0.0002	<0.0002					
9/28/2016	<0.0002	<0.0002	<0.0002	<0.0002	<0.0002		
9/29/2016							<0.0002
9/30/2016						<0.0002	
11/21/2016	<0.0002						
11/22/2016		<0.0002	<0.0002	<0.0002	<0.0002	8E-05 (J)	
11/28/2016							<0.0002
2/6/2017	<0.0002						
2/7/2017		<0.0002	<0.0002				
2/8/2017				<0.0002	<0.0002		
2/9/2017							<0.0002
2/13/2017						<0.0002	
4/6/2017	<0.0002						
4/10/2017		<0.0002	<0.0002	<0.0002	<0.0002		
4/11/2017						<0.0002	
4/12/2017							<0.0002
6/13/2017	9E-05 (J)						
6/14/2017		7E-05 (J)	8E-05 (J)			7E-05 (J)	
6/15/2017				7E-05 (J)	7E-05 (J)		
6/16/2017							7E-05 (J)
10/3/2017	<0.0002						
10/4/2017		<0.0002	<0.0002	<0.0002	<0.0002	<0.0002	
10/9/2017							<0.0002
3/20/2018	<0.0002	<0.0002					
3/21/2018			<0.0002	<0.0002			<0.0002
3/22/2018					<0.0002	<0.0002	
9/18/2018	4.3E-05 (J)	<0.0002	<0.0002	<0.0002	3.9E-05 (J)	3.7E-05 (J)	
9/19/2018							5E-05 (J)
3/21/2019	4.2E-05 (J)						
3/22/2019		0.00014 (J)	0.00014 (J)				

Time Series

Constituent: Mercury (mg/L) Analysis Run 8/10/2026 3:48 PM

Plant Bowen Client: Southern Company Data: Bowen 1, 2, 9, & 10

	GWC-9	GWC-10	GWC-10R	GWC-11	GWC-11R	GWC-12	GWC-13
3/23/2019				0.00015 (J)	0.00013 (J)	0.00015 (J)	0.00017 (J)
9/16/2019	<0.0002						
9/17/2019		<0.0002	<0.0002	<0.0002	<0.0002	<0.0002	
9/18/2019							<0.0002
3/12/2020	<0.0002	<0.0002	<0.0002	<0.0002	<0.0002	<0.0002	
3/13/2020							<0.0002
9/17/2020	<0.0002	<0.0002	<0.0002				
9/21/2020				<0.0002	<0.0002	<0.0002	
9/22/2020							<0.0002
3/18/2021	<0.0002	<0.0002	<0.0002				<0.0002
3/19/2021				<0.0002	<0.0002	<0.0002	
8/10/2021	<0.0002	<0.0002					
8/11/2021			<0.0002	<0.0002	<0.0002	<0.0002	<0.0002
2/2/2022	<0.0002					<0.0002	
2/4/2022		<0.0002	<0.0002	<0.0002	<0.0002		
2/17/2022							<0.0002
8/17/2022	<0.0002	<0.0002					
8/18/2022			<0.0002	<0.0002	<0.0002	<0.0002	<0.0002
2/20/2023		0.00028	0.0003	0.00019 (J)	0.00016 (J)		
2/21/2023	<0.0002					<0.0002	
2/22/2023							<0.0002
7/31/2023	<0.0002	<0.0002	<0.0002				
8/1/2023				<0.0002	<0.0002	<0.0002	<0.0002
2/27/2024	<0.0002	<0.0002	<0.0002			<0.0002	<0.0002
2/28/2024				<0.0002	<0.0002		
8/12/2024	<0.0002	<0.0002	<0.0002		<0.0002	<0.0002	<0.0002
8/13/2024				<0.0002			
2/28/2025	<0.0002	<0.0002					
3/3/2025			<0.0002		<0.0002		<0.0002
3/4/2025				<0.0002		<0.0002	
9/3/2025	<0.0002	<0.0002	<0.0002	<0.0002	<0.0002	<0.0002	<0.0002
2/18/2026	<0.0002					<0.0002	
2/19/2026		<0.0002	<0.0002	<0.0002			<0.0002
2/20/2026					<0.0002		

ND substitution: RL or RL/2 if <15% NDs.

Time Series

Constituent: Mercury (mg/L) Analysis Run 8/10/2026 3:48 PM

Plant Bowen Client: Southern Company Data: Bowen 1, 2, 9, & 10

	GWC-13RZ	GWC-14Z	GWC-15R	GWC-15Z	GWC-44	GWC-45	GWC-45R
8/21/2007	<0.0002						
8/23/2007			<0.0002				
8/24/2007		<0.0002		<0.0002		<0.0002	<0.0002
10/23/2007						<0.0002	<0.0002
11/1/2007	<0.0002						
11/2/2007		<0.0002	<0.0002	<0.0002			
11/17/2007		<0.0002	<0.0002				
11/18/2007				<0.0002		<0.0002	<0.0002
11/19/2007	<0.0002						
1/15/2008		<0.0002	<0.0002	<0.0002		<0.0002	<0.0002
1/31/2008	<0.0002						
3/5/2008	<0.0002	<0.0002				<0.0002	<0.0002
3/6/2008			<0.0002				
3/10/2008				<0.0002			
5/7/2008	<0.0002	<0.0002	<0.0002				
5/12/2008							<0.0002
5/13/2008				<0.0002			
5/14/2008						<0.0002	
12/2/2008		<0.0002	<0.0002	<0.0002		<0.0002	<0.0002
12/12/2008	<0.0002						
4/16/2009		<0.0002					
4/28/2009			<0.0002	<0.0002		<0.0002	<0.0002
4/29/2009	<0.0002						
10/13/2009							<0.0002
10/19/2009			<0.0002				
10/20/2009		<0.0002		<0.0002		<0.0002	
10/21/2009	<0.0002						
4/20/2010		<0.0002				<0.0002	
4/21/2010							<0.0002
4/27/2010			<0.0002	<0.0002			
4/28/2010	<0.0002						
9/28/2010						<0.0002	
9/29/2010		<0.0002					
10/4/2010			<0.0002				<0.0002
10/5/2010				<0.0002			
10/6/2010	<0.0002						
4/12/2011		<0.0002				<0.0002	
4/18/2011			<0.0002				<0.0002
4/19/2011				<0.0002			
4/20/2011	<0.0002						
10/4/2011		<0.0002				<0.0002	
10/5/2011							<0.0002
10/12/2011	<0.0002		<0.0002	<0.0002			
4/3/2012						<0.0002	
4/4/2012		<0.0002					
4/23/2012			<0.0002				
4/25/2012	<0.0002			<0.0002			
5/3/2012							<0.0002
10/2/2012	<0.0002						
10/10/2012		<0.0002	<0.0002	<0.0002			
10/15/2012						<0.0002	<0.0002
4/2/2013	<0.0002						

ND substitution: RL or RL/2 if <15% NDs.

Time Series

Constituent: Mercury (mg/L) Analysis Run 8/10/2026 3:48 PM

Plant Bowen Client: Southern Company Data: Bowen 1, 2, 9, & 10

	GWC-13RZ	GWC-14Z	GWC-15R	GWC-15Z	GWC-44	GWC-45	GWC-45R
4/15/2013		<0.0002	<0.0002				
4/16/2013				<0.0002		<0.0002	<0.0002
10/8/2013	<0.0002						
10/22/2013		<0.0002	<0.0002	<0.0002		<0.0002	<0.0002
4/1/2014	5.7E-05 (J)						
4/21/2014		<0.0002	<0.0002	<0.0002			
4/23/2014						<0.0002	<0.0002
9/30/2014		<0.0002	<0.0002	<0.0002			
10/1/2014	<0.0002					<0.0002	<0.0002
3/31/2015	<0.0002						
4/3/2015		<0.0002	<0.0002	<0.0002		<0.0002	<0.0002
10/6/2015				<0.0002			
10/7/2015		<0.0002	<0.0002			<0.0002	
10/9/2015							<0.0002
10/14/2015	<0.0002						
3/16/2016					<0.0002	<0.0002	<0.0002
4/4/2016	<0.0002						
4/5/2016		<0.0002	<0.0002	<0.0002			
5/16/2016					<0.0002	<0.0002	<0.0002
5/31/2016			<0.0002	<0.0002			
6/1/2016	<0.0002	<0.0002					
7/25/2016					<0.0002	<0.0002	<0.0002
8/4/2016			<0.0002				
8/9/2016		<0.0002					
9/19/2016					<0.0002	<0.0002	<0.0002
9/29/2016			<0.0002				
11/3/2016					<0.0002		<0.0002
11/4/2016						<0.0002	
11/23/2016			5E-05 (J)	6E-05 (J)			
11/28/2016		<0.0002					
1/19/2017					<0.0002		
1/20/2017							<0.0002
1/23/2017						<0.0002	
2/9/2017		<0.0002					
2/10/2017			<0.0002	<0.0002			
2/22/2017	<0.0002						
3/28/2017					<0.0002		
3/29/2017						7E-05 (J)	7E-05 (J)
4/11/2017	<0.0002	<0.0002		<0.0002			
4/12/2017			<0.0002				
6/5/2017					<0.0002		
6/7/2017						<0.0002	<0.0002
6/14/2017		8E-05 (J)					
6/15/2017			7E-05 (J)	7E-05 (J)			
6/16/2017	8E-05 (J)						
7/12/2017	<0.0002	<0.0002		<0.0002			
7/26/2017				<0.0002			
7/28/2017	<0.0002						
8/10/2017	<0.0002						
9/26/2017					<0.0002		
9/27/2017						<0.0002	<0.0002
10/5/2017		<0.0002					

ND substitution: RL or RL/2 if <15% NDs.

Time Series

Constituent: Mercury (mg/L) Analysis Run 8/10/2026 3:48 PM

Plant Bowen Client: Southern Company Data: Bowen 1, 2, 9, & 10

	GWC-13RZ	GWC-14Z	GWC-15R	GWC-15Z	GWC-44	GWC-45	GWC-45R
10/6/2017	<0.0002		<0.0002	<0.0002			
3/15/2018					<0.0002	<0.0002	<0.0002
3/22/2018		<0.0002					
3/23/2018	<0.0002		<0.0002	<0.0002			
9/12/2018					<0.0002		
9/13/2018						<0.0002	<0.0002
9/19/2018		5.8E-05 (J)	5E-05 (J)	4.8E-05 (J)			
9/20/2018	3.9E-05 (J)						
3/14/2019					<0.0002	<0.0002	<0.0002
3/22/2019	0.00014 (J)	0.00014 (J)		0.00012 (J)			
3/25/2019			0.00011 (J)				
9/11/2019					<0.0002	<0.0002	<0.0002
9/17/2019		<0.0002	<0.0002	<0.0002			
9/19/2019	<0.0002						
3/10/2020					<0.0002	<0.0002	<0.0002
3/13/2020		<0.0002	<0.0002	<0.0002			
3/17/2020	<0.0002						
9/11/2020						<0.0002	<0.0002
9/15/2020					<0.0002		
9/21/2020		<0.0002	<0.0002	<0.0002			
9/22/2020	<0.0002						
3/11/2021					<0.0002	<0.0002	<0.0002
3/18/2021		<0.0002	<0.0002	<0.0002			
3/19/2021	<0.0002						
8/4/2021					8.7E-05 (J)		
8/6/2021						<0.0002	<0.0002
8/11/2021		<0.0002	<0.0002	<0.0002			
8/12/2021	<0.0002						
1/31/2022					<0.0002		
2/1/2022						<0.0002	<0.0002
2/4/2022	<0.0002	<0.0002	<0.0002				
2/7/2022				<0.0002			
8/12/2022						<0.0002	<0.0002
8/15/2022					<0.0002		
8/18/2022		<0.0002					
8/19/2022	<0.0002		<0.0002	<0.0002			
2/14/2023					<0.0002		
2/15/2023						<0.0002	<0.0002
2/22/2023	<0.0002	<0.0002	<0.0002	<0.0002			
7/26/2023					<0.0002	<0.0002	<0.0002
8/1/2023		<0.0002		<0.0002			
8/2/2023	<0.0002		<0.0002				
2/20/2024					<0.0002	<0.0002	<0.0002
2/28/2024	<0.0002	<0.0002	<0.0002	<0.0002			
8/5/2024						<0.0002	<0.0002
8/6/2024					<0.0002		
8/13/2024	<0.0002	<0.0002	<0.0002	<0.0002			
2/26/2025					<0.0002	<0.0002	<0.0002
3/3/2025		<0.0002	<0.0002	<0.0002			
3/4/2025	<0.0002						
8/28/2025					<0.0002		
9/2/2025						<0.0002	<0.0002

ND substitution: RL or RL/2 if <15% NDs.

Time Series

Constituent: Mercury (mg/L) Analysis Run 8/10/2026 3:48 PM

Plant Bowen Client: Southern Company Data: Bowen 1, 2, 9, & 10

	GWC-13RZ	GWC-14Z	GWC-15R	GWC-15Z	GWC-44	GWC-45	GWC-45R
9/4/2025	<0.0002	<0.0002	<0.0002	<0.0002			
2/16/2026					<0.0002		
2/17/2026						<0.0002	<0.0002
2/20/2026	<0.0002						
2/24/2026		<0.0002	<0.0002	<0.0002			

ND substitution: RL or RL/2 if <15% NDs.

Time Series

Constituent: Mercury (mg/L) Analysis Run 8/10/2026 3:48 PM

Plant Bowen Client: Southern Company Data: Bowen 1, 2, 9, & 10

	GWC-46R	GWC-47	GWC-47R	GWC-48	GWC-49R	GWC-49Z
3/10/2016	<0.0002	<0.0002	<0.0002	<0.0005		
3/17/2016					<0.0002	<0.0002
5/17/2016	<0.0002			<0.0005		
5/18/2016		<0.0002	<0.0002		<0.0002	<0.0002
7/26/2016	<0.0002					
7/27/2016		<0.0002	<0.0002	<0.0005	<0.0002	
7/28/2016						<0.0002
9/20/2016	<0.0002	<0.0002	<0.0002	<0.0005		
9/21/2016					<0.0002	<0.0002
11/4/2016	<0.0002		<0.0002	<0.0005	<0.0002	
11/7/2016		<0.0002				<0.0002
1/20/2017	<0.0002		<0.0002			
1/23/2017		<0.0002		<0.0005		
1/24/2017					5E-05 (J)	5E-05 (J)
3/28/2017	<0.0002			<0.0005		
3/29/2017		7E-05 (J)	6E-05 (J)		7E-05 (J)	
3/30/2017						6.5E-05 (J)
6/7/2017	<0.0002					
6/8/2017		<0.0002	<0.0002	<0.0005	<0.0002	
6/9/2017						<0.0002
9/27/2017		<0.0002	<0.0002			
9/29/2017	<0.0002			<0.0005	4E-05 (J)	<0.0002
3/15/2018	<0.0002	<0.0002		<0.0005	<0.0002	<0.0002
3/16/2018			<0.0002			
9/13/2018	<0.0002	<0.0002	<0.0002	6.2E-05 (J)	<0.0002	
9/14/2018						<0.0002
3/15/2019		<0.0002		<0.0005		
3/18/2019	<0.0002				<0.0002	
3/19/2019			5E-05 (J)			4.5E-05 (J)
9/11/2019	<0.0002		<0.0002	<0.0005	<0.0002	<0.0002
9/12/2019		<0.0002				
3/9/2020		<0.0002	<0.0002	<0.0005		<0.0002
3/10/2020	<0.0002					
3/11/2020					<0.0002	
9/11/2020					<0.0002	
9/14/2020	<0.0002	<0.0002		0.00015 (J)		<0.0002
9/15/2020			<0.0002			
3/11/2021	<0.0002	<0.0002	<0.0002	0.0002 (J)		
3/15/2021					<0.0002	<0.0002
8/4/2021				0.0005		
8/5/2021	0.00015 (J)	0.00021	0.00023			0.0002
8/11/2021					<0.0002	
10/28/2021		<0.0002	<0.0002			
1/31/2022	<0.0002			0.00039		
2/1/2022		<0.0002	<0.0002		<0.0002	<0.0002
4/28/2022				0.0004		
8/15/2022	<0.0002	<0.0002	<0.0002	0.00038	<0.0002	<0.0002
2/14/2023	<0.0002				<0.0002	<0.0002
2/15/2023		<0.0002	0.00013 (J)	0.00064		
3/16/2023				0.00045		
7/26/2023	<0.0002			0.00064		
7/27/2023		<0.0002	<0.0002		<0.0002	<0.0002

ND substitution: RL or RL/2 if <15% NDs.

Time Series

Constituent: Mercury (mg/L) Analysis Run 8/10/2026 3:48 PM

Plant Bowen Client: Southern Company Data: Bowen 1, 2, 9, & 10

	GWC-46R	GWC-47	GWC-47R	GWC-48	GWC-49R	GWC-49Z
9/26/2023				0.00067		
2/21/2024	<0.0002	<0.0002	<0.0002	0.00071	<0.0002	<0.0002
8/5/2024	<0.0002	<0.0002	<0.0002	0.00046		
8/6/2024					<0.0002	<0.0002
2/26/2025	<0.0002	<0.0002	<0.0002	0.00062	<0.0002	<0.0002
5/1/2025				0.00049		
8/28/2025		<0.0002				
8/29/2025	<0.0002			0.00051	<0.0002	<0.0002
9/2/2025			<0.0002			
9/24/2025	<0.0002					
10/8/2025				0.00076 (R)		
2/16/2026	<0.0002					
2/17/2026		<0.0002	<0.0002	0.0006	<0.0002	<0.0002
5/13/2026				0.00067 (R)		

Time Series

Constituent: Nickel (mg/L) Analysis Run 8/10/2026 3:48 PM

Plant Bowen Client: Southern Company Data: Bowen 1, 2, 9, & 10

	GWA-1 (bg)	GWA-2 (bg)	GWA-2R (bg)	GWA-3A (bg)	GWA-4RZ (bg)	GWA-39RZ (bg)	GWA-39Z (bg)
8/23/2007	<0.005	<0.005	<0.005	0.028			
10/23/2007	0.0096						
10/24/2007		0.026 (O)	0.0025				
11/2/2007				0.041			
11/18/2007	0.023	0.043 (O)	0.0093	0.14 (O)			
1/30/2008	0.11 (O)						
1/31/2008		0.0075	0.054 (O)	0.053			
3/10/2008	0.024		0.0054				
3/11/2008		0.019		0.076 (O)			
5/6/2008		0.004					
5/13/2008	0.006		0.0043				
5/14/2008				0.074 (O)			
12/4/2008		0.02	<0.005				
12/5/2008	<0.005			0.032			
4/15/2009	<0.005			0.028			
4/21/2009		<0.005	<0.005				
5/20/2009					0.0043		
10/7/2009	0.0096	<0.005					
10/8/2009			<0.005	0.032			
10/19/2009					0.0037		
4/21/2010			<0.005				
4/26/2010		<0.005					
4/27/2010					0.0049		
4/28/2010				0.029			
5/3/2010	<0.005						
9/28/2010			<0.005				
10/4/2010		<0.005			0.0095		
10/6/2010				0.031			
10/12/2010	<0.005						
4/12/2011			<0.005				
4/13/2011		<0.005					
4/14/2011					<0.005		
4/21/2011				0.019			
4/27/2011	<0.005						
10/4/2011			<0.005				
10/5/2011		<0.005			<0.005		
10/13/2011				0.028			
10/17/2011	<0.005						
4/3/2012			<0.005				
4/11/2012		<0.005			<0.005		
5/1/2012				0.0253			
5/2/2012	<0.005						
10/2/2012					0.0049		
10/8/2012	<0.005						
10/9/2012		<0.005	<0.005	0.023			
4/11/2013			<0.005	0.021	0.0041		
4/12/2013	<0.005						
4/15/2013		<0.005					
10/15/2013		0.0028					
10/16/2013	<0.005		<0.005	0.018			
10/21/2013					<0.005		
4/10/2014			<0.005				

ND substitution: RL or RL/2 if <15% NDs.

Time Series

Constituent: Nickel (mg/L) Analysis Run 8/10/2026 3:48 PM

Plant Bowen Client: Southern Company Data: Bowen 1, 2, 9, & 10

	GWA-1 (bg)	GWA-2 (bg)	GWA-2R (bg)	GWA-3A (bg)	GWA-4RZ (bg)	GWA-39RZ (bg)	GWA-39Z (bg)
4/11/2014	<0.005						
4/22/2014		<0.005					
4/23/2014				0.015	0.0017 (J)		
9/30/2014	<0.005	<0.005	<0.005				
10/4/2014				0.017	0.011		
3/30/2015	0.004	0.0018 (J)	<0.005				
3/31/2015				0.045	0.0023 (J)		
10/11/2015					0.0025		
10/12/2015				0.019			
10/13/2015	<0.005	<0.005	<0.005				
3/14/2016							0.00544 (J)
3/22/2016	<0.005						
3/23/2016		<0.005	<0.005	0.019			
5/11/2016							0.0149
7/19/2016							0.0044 (J)
7/29/2016	0.0006 (J)	0.001 (J)	<0.005	0.0161			
9/15/2016							0.0047 (J)
11/2/2016							0.0025 (J)
1/18/2017							0.004 (J)
2/21/2017						0.0007 (J)	
3/27/2017						<0.005	
3/28/2017							0.0034 (J)
3/30/2017	0.0004 (J)	0.0006 (J)		0.018			
4/3/2017			<0.005				
4/7/2017					<0.005		
9/26/2017							0.0016 (J)
9/29/2017						<0.005	
10/2/2017	<0.005	<0.005	<0.005				
10/3/2017					<0.005		
10/4/2017				0.0158			
3/14/2018							<0.005
3/16/2018	<0.005		<0.005			<0.005	
3/19/2018		<0.005		0.015			
3/21/2018					<0.005		
9/12/2018							<0.005
9/14/2018		<0.005	<0.005			<0.005	
9/17/2018	<0.005			0.014			
9/18/2018					<0.005		
3/14/2019						0.0017 (J)	
3/15/2019							<0.005
3/19/2019			<0.005				
3/20/2019	<0.005	<0.005		0.01			
3/21/2019					<0.005		
9/9/2019							0.0014 (J)
9/11/2019						<0.005	
9/12/2019	0.00038 (J)	<0.005					
9/13/2019			<0.005	0.012	0.00032 (J)		
3/9/2020						0.00083 (J)	0.04 (O)
3/11/2020	0.00068 (J)	0.0014 (J)	0.002 (J)	0.012			
3/12/2020					0.00034 (J)		
9/10/2020							<0.005
9/15/2020	<0.005	<0.005	0.0013 (J)				

ND substitution: RL or RL/2 if <15% NDs.

Time Series

Constituent: Nickel (mg/L) Analysis Run 8/10/2026 3:48 PM

Plant Bowen Client: Southern Company Data: Bowen 1, 2, 9, & 10

	GWA-1 (bg)	GWA-2 (bg)	GWA-2R (bg)	GWA-3A (bg)	GWA-4RZ (bg)	GWA-39RZ (bg)	GWA-39Z (bg)
9/16/2020						<0.005	
9/17/2020					<0.005		
3/12/2021							0.0015 (J)
3/16/2021	<0.005		<0.005		<0.005	<0.005	
3/17/2021		<0.005					
3/29/2021				<0.005			
8/4/2021							<0.005
8/6/2021						<0.005	
8/9/2021	<0.005	<0.005	0.00081 (J)	<0.005			
8/10/2021					<0.005		
1/31/2022							<0.005
2/1/2022	<0.005	<0.005	<0.005				
2/2/2022				<0.005		<0.005	
2/3/2022					<0.005		
8/10/2022							<0.005
8/16/2022	<0.005	<0.005	<0.005	<0.005		<0.005	
8/17/2022					<0.005		
2/13/2023							0.00095 (J)
2/14/2023						<0.005	
2/16/2023	<0.005	<0.005	<0.005				
2/17/2023				<0.005	<0.005		
7/25/2023						<0.005	
7/26/2023							0.0013 (J)
7/27/2023	<0.005	<0.005	<0.005				
7/28/2023					<0.005		
8/1/2023				<0.005			
2/19/2024						<0.005	<0.005
2/22/2024	<0.005	<0.005		<0.005			
2/26/2024			<0.005				
2/27/2024					<0.005		
8/1/2024						<0.005	<0.005
8/6/2024			<0.005				
8/7/2024	<0.005	<0.005					
8/8/2024				<0.005	<0.005		
2/25/2025							<0.005
2/26/2025				<0.005		<0.005	
2/27/2025	<0.005	<0.005	<0.005				
2/28/2025					<0.005		
8/28/2025						<0.005	<0.005
9/2/2025	<0.005	<0.005	<0.005	<0.005			
9/3/2025					<0.005		
2/17/2026				<0.005			
2/18/2026	<0.005	<0.005	<0.005		<0.005	<0.005	<0.005

ND substitution: RL or RL/2 if <15% NDs.

Time Series

Constituent: Nickel (mg/L) Analysis Run 8/10/2026 3:48 PM

Plant Bowen Client: Southern Company Data: Bowen 1, 2, 9, & 10

	GWA-40 (bg)	GWA-41 (bg)	GWA-41R (bg)	GWA-42 (bg)	GWA-43 (bg)	GWA-43R (bg)	GWA-50 (bg)
12/12/2008							0.0035
4/23/2009							0.0032
10/6/2009							<0.005
4/27/2010							<0.005
9/30/2010							<0.005
4/14/2011							0.0028
10/5/2011							0.0028
4/11/2012							<0.005
10/2/2012							0.0026
4/9/2013							<0.005
10/15/2013							<0.005
4/10/2014							0.0019 (J)
10/1/2014							<0.005
3/30/2015							0.0015 (J)
10/11/2015							0.0013 (J)
3/11/2016				<0.005	0.00288 (J)	<0.005	
3/15/2016	<0.005	<0.005	<0.005				
3/28/2016							<0.005
5/11/2016	<0.005						
5/12/2016		<0.005					
5/13/2016			<0.005		<0.005	<0.005	
5/16/2016				0.00233 (J)			
7/19/2016					0.0006 (J)	<0.005	
7/20/2016		0.0006 (J)					
7/21/2016	<0.005		0.0009 (J)				
7/22/2016				0.0014 (J)			
8/1/2016							0.0012 (J)
9/15/2016	<0.005	0.0009 (J)					
9/16/2016					0.0008 (J)	<0.005	
9/19/2016				0.0014 (J)			
9/21/2016			<0.005				
11/2/2016					0.0007 (J)	<0.005	
11/3/2016	<0.005	0.0011 (J)	<0.005	0.0013 (J)			
1/17/2017	<0.005		<0.005	0.0011 (J)			
1/18/2017		0.0007 (J)			0.0006 (J)	0.0006 (J)	
3/24/2017	0.0006 (J)	0.0005 (J)					
3/27/2017			0.0005 (J)	0.0011 (J)			
3/28/2017					0.0009 (J)	0.0004 (J)	
4/7/2017							0.0011 (J)
9/22/2017					0.0007 (J)	<0.005	
9/25/2017		<0.005	0.0012 (J)				
9/26/2017	<0.005			0.0011 (J)			
10/2/2017							0.0013 (J)
3/14/2018	<0.005	<0.005	0.0014 (J)	0.0012 (J)	<0.005		
3/15/2018						<0.005	
3/16/2018							<0.005
9/12/2018	<0.005	<0.005	0.0011 (J)		<0.005	<0.005	
9/14/2018				0.0012 (J)			
9/17/2018							0.00096 (J)
3/13/2019	<0.005				<0.005	<0.005	
3/14/2019		<0.005	0.001 (J)	0.0015 (J)			
3/19/2019							<0.005

ND substitution: RL or RL/2 if <15% NDs.

Time Series

Constituent: Nickel (mg/L) Analysis Run 8/10/2026 3:48 PM

Plant Bowen Client: Southern Company Data: Bowen 1, 2, 9, & 10

	GWA-40 (bg)	GWA-41 (bg)	GWA-41R (bg)	GWA-42 (bg)	GWA-43 (bg)	GWA-43R (bg)	GWA-50 (bg)
9/9/2019	<0.005						
9/10/2019		0.00041 (J)	0.00084 (J)	0.0012 (J)			
9/11/2019					0.00082 (J)	<0.005	
9/13/2019							0.00063 (J)
3/6/2020		0.0089 (J)		0.0015 (J)			
3/9/2020	<0.005		0.00036 (J)		0.00082 (J)	<0.005	
3/11/2020							0.00084 (J)
9/10/2020		<0.005	<0.005	0.0011 (J)			
9/11/2020	<0.005				0.00089 (J)		
9/14/2020						<0.005	
9/16/2020							<0.005
3/10/2021	<0.005		<0.005				
3/11/2021		<0.005		0.0011 (J)	<0.005	<0.005	
3/17/2021							<0.005
8/4/2021	<0.005	<0.005	<0.005	0.0011 (J)			
8/5/2021						<0.005	
8/6/2021					0.00084 (J)		
8/9/2021							0.00077 (J)
1/31/2022	<0.005	<0.005	0.00091 (J)	0.0011 (J)	0.00077 (J)	<0.005	
2/1/2022							0.0008 (J)
8/10/2022				0.0016 (J)		<0.005	
8/11/2022		0.00083 (J)	<0.005		<0.005		
8/12/2022	<0.005						
8/16/2022							0.00071 (J)
2/13/2023	<0.005	<0.005	<0.005	0.0013 (J)		<0.005	
2/14/2023					<0.005		
2/16/2023							0.00082 (J)
7/25/2023		0.00073 (J)	<0.005		<0.005	<0.005	
7/26/2023	<0.005			0.0015 (J)			
7/28/2023							0.00094 (J)
2/19/2024	<0.005	<0.005	<0.005				
2/20/2024				<0.005	<0.005	<0.005	
2/22/2024							<0.005
8/1/2024	<0.005	<0.005	<0.005	<0.005			
8/2/2024					<0.005	<0.005	
8/8/2024							<0.005
2/25/2025	<0.005	<0.005	0.0016 (J)	0.0015 (J)	<0.005	<0.005	
2/27/2025							<0.005
8/27/2025	<0.005		<0.005				
8/28/2025		<0.005		<0.005	<0.005	<0.005	
9/2/2025							<0.005
2/16/2026	<0.005	<0.005	<0.005	0.0015 (J)	<0.005	<0.005	
2/17/2026							<0.005

ND substitution: RL or RL/2 if <15% NDs.

Time Series

Constituent: Nickel (mg/L) Analysis Run 8/10/2026 3:48 PM

Plant Bowen Client: Southern Company Data: Bowen 1, 2, 9, & 10

	GWA-50R (bg)	GWC-5	GWC-6	GWC-6RZ	GWC-7Z	GWC-8RR	GWC-8Z
8/22/2007			<0.005		<0.005	<0.005	<0.005
8/23/2007		0.0069					
10/25/2007		0.038	0.0028		0.0078		
10/26/2007						<0.005	
11/1/2007							0.007
11/19/2007		0.025					
11/20/2007			0.012		0.035	0.0041	<0.005
1/16/2008					0.11 (o)		
1/23/2008		0.047	0.046 (O)			0.029	0.043
3/6/2008					0.048		
3/10/2008						0.01	0.0035
3/11/2008		0.042	0.0091				
5/6/2008						0.0026	
5/12/2008		0.031					<0.005
5/13/2008					0.011		
5/14/2008			0.022				
12/11/2008		0.027	0.005				
12/12/2008	0.0096					0.039	<0.005
12/13/2008					0.0041		
4/15/2009		0.025			0.0039		
4/22/2009							<0.005
4/23/2009	0.015		0.0031			0.004	
10/6/2009	0.008						
10/8/2009						0.014	<0.005
10/9/2009		0.051	0.0053		0.0036		
4/27/2010					0.0045		
4/28/2010							0.0027
5/3/2010	0.0053						
5/4/2010		0.025	<0.005			0.019	
10/5/2010					0.003		
10/7/2010						0.017	<0.005
10/11/2010	0.0061		0.0042				
10/12/2010		0.024					
4/19/2011					<0.005		
4/20/2011							<0.005
4/26/2011			0.0051			<0.005	
4/27/2011	0.0087						
4/28/2011		0.01					
10/12/2011					<0.005		<0.005
10/18/2011			<0.005			<0.005	
10/19/2011	0.0039	0.03					
4/24/2012					<0.005		
4/30/2012						<0.005	<0.005
5/1/2012	<0.005						
5/2/2012		0.0429	<0.005				
10/2/2012	0.0044						
10/3/2012					<0.005	<0.005	<0.005
10/8/2012			<0.005				
10/9/2012		0.033					
4/8/2013						<0.005	
4/9/2013					<0.005		<0.005
4/10/2013	0.0053		<0.005				

ND substitution: RL or RL/2 if <15% NDs.

Time Series

Constituent: Nickel (mg/L) Analysis Run 8/10/2026 3:48 PM

Plant Bowen Client: Southern Company Data: Bowen 1, 2, 9, & 10

	GWA-50R (bg)	GWC-5	GWC-6	GWC-6RZ	GWC-7Z	GWC-8RR	GWC-8Z
4/11/2013		0.02					
10/8/2013			0.0025		0.0054		
10/9/2013						<0.005	<0.005
10/16/2013	0.0047	0.028					
4/9/2014							<0.005
4/10/2014					0.0055	<0.005	
4/14/2014			0.002 (J)				
4/22/2014	0.0045						
4/23/2014		0.024					
10/1/2014	0.0018 (J)						
10/2/2014					<0.005	<0.005	<0.005
10/3/2014		0.032	0.0021 (J)				
3/30/2015	0.0037						
3/31/2015		0.012					
4/1/2015			0.0026				
4/2/2015					<0.005		<0.005
4/3/2015						<0.005	
5/26/2015				<0.005			0.002 (J)
6/18/2015				<0.005			0.0016 (J)
7/2/2015				<0.005			<0.005
10/8/2015						0.003	<0.005
10/9/2015			<0.005	<0.005			
10/10/2015					0.0034		
10/11/2015	0.0018 (J)						
10/12/2015		0.012					
3/22/2016							<0.005
3/28/2016	0.0028 (J)	0.0172					
3/29/2016			<0.005	<0.005			
3/30/2016						<0.005	
8/1/2016	0.0015 (J)	0.0113	<0.005	<0.005			
8/2/2016					0.0011 (J)	<0.005	0.0005 (J)
4/3/2017	0.0022 (J)	0.0114					
4/6/2017			0.0005 (J)	<0.005	0.0011 (J)	0.0003 (J)	
4/7/2017							0.0007 (J)
10/2/2017	0.0021 (J)						
10/3/2017		0.0098 (J)	<0.005	<0.005	0.0012 (J)		0.0006 (J)
10/4/2017						<0.005	
3/16/2018	0.0014 (J)						
3/19/2018		0.0092 (J)	<0.005				
3/20/2018				<0.005	<0.005		<0.005
3/21/2018						<0.005	
9/17/2018		0.0085 (J)	<0.005	<0.005			
9/18/2018	0.0012 (J)				<0.005	<0.005	<0.005
3/19/2019	0.0016 (J)						
3/20/2019		0.008 (J)					
3/21/2019			<0.005	<0.005	0.00099 (J)		
3/27/2019						<0.005	
5/6/2019							<0.005
9/12/2019	0.0015 (J)						
9/13/2019					0.00061 (J)		
9/16/2019		0.008 (J)	<0.005	<0.005		<0.005	<0.005
3/11/2020	0.001 (J)						

ND substitution: RL or RL/2 if <15% NDs.

Time Series

Constituent: Nickel (mg/L) Analysis Run 8/10/2026 3:48 PM

Plant Bowen Client: Southern Company Data: Bowen 1, 2, 9, & 10

	GWA-50R (bg)	GWC-5	GWC-6	GWC-6RZ	GWC-7Z	GWC-8RR	GWC-8Z
3/12/2020			<0.005	<0.005	0.00078 (J)	<0.005	
3/16/2020		0.015					0.0006 (J)
9/15/2020	0.0012 (J)						
9/16/2020		0.0075 (J)	<0.005	<0.005	<0.005		
9/17/2020						<0.005	<0.005
3/17/2021	0.0012 (J)	0.0077	<0.005	<0.005	<0.005	<0.005	
3/18/2021							<0.005
8/9/2021	0.00097 (J)	0.0089					
8/10/2021			<0.005	<0.005	0.0009 (J)	<0.005	<0.005
2/2/2022	0.00089 (J)	0.0088	<0.005	<0.005	<0.005	<0.005	<0.005
8/16/2022		0.0087					
8/17/2022	0.0011 (J)		<0.005	<0.005	<0.005	<0.005	<0.005
2/16/2023	0.00081 (J)						
2/17/2023			<0.005	<0.005			
2/20/2023		0.0087			<0.005		<0.005
2/21/2023						<0.005	
7/28/2023	0.00092 (J)	0.009		<0.005			
7/31/2023			<0.005		<0.005	<0.005	<0.005
2/22/2024	<0.005						
2/26/2024		0.0085	<0.005	<0.005	<0.005		<0.005
2/27/2024						<0.005	
8/8/2024	<0.005	0.0078	<0.005	<0.005	<0.005		
8/12/2024						<0.005	<0.005
2/27/2025		0.0093	<0.005	<0.005	<0.005		
2/28/2025	<0.005						<0.005
3/4/2025						<0.005	
9/2/2025	<0.005			<0.005			
9/3/2025		0.014	<0.005		<0.005	<0.005	<0.005
2/17/2026	<0.005						
2/19/2026		0.0088			<0.005	<0.005	<0.005
2/20/2026			<0.005	<0.005			

ND substitution: RL or RL/2 if <15% NDs.

Time Series

Constituent: Nickel (mg/L) Analysis Run 8/10/2026 3:48 PM

Plant Bowen Client: Southern Company Data: Bowen 1, 2, 9, & 10

	GWC-9	GWC-10	GWC-10R	GWC-11	GWC-11R	GWC-12	GWC-13
8/21/2007		<0.005	<0.005	<0.005	<0.005	<0.005	0.0076
8/23/2007	0.0046						
11/1/2007	0.0057	0.0042	0.006	<0.005	<0.005	<0.005	0.0043
11/18/2007				<0.005	<0.005		
11/19/2007	0.014					0.0047	0.0061
11/20/2007		0.026	<0.005				
1/15/2008	0.057 (O)						
1/16/2008						0.029	
1/30/2008		0.032	0.029 (O)	<0.005	<0.005		
1/31/2008							0.015
3/5/2008				<0.005		0.023	<0.005
3/6/2008	0.046 (O)	0.019	<0.005		0.0046		
5/7/2008				0.0087	<0.005		
5/8/2008			0.0057				
5/12/2008		0.0072					0.0035
5/13/2008	0.0069					0.0032	
12/12/2008	0.0061						
12/13/2008		0.024				<0.005	0.0079
12/14/2008			<0.005	<0.005	<0.005		
4/16/2009	0.0067					<0.005	
4/28/2009							<0.005
4/29/2009		0.0026	<0.005	<0.005	<0.005		
10/13/2009	0.0054						
10/20/2009		<0.005					
10/21/2009			<0.005			<0.005	<0.005
10/22/2009				<0.005	<0.005		
4/21/2010	<0.005		<0.005	<0.005	<0.005		
4/26/2010		<0.005					
4/27/2010						<0.005	
4/28/2010							<0.005
9/28/2010			<0.005	<0.005			
9/29/2010	<0.005	0.0042			<0.005		
10/5/2010						<0.005	<0.005
4/12/2011			<0.005	<0.005			
4/13/2011	<0.005	<0.005			<0.005		
4/19/2011						0.0025	<0.005
10/4/2011			<0.005	<0.005	<0.005		
10/5/2011	<0.005	<0.005					
10/12/2011						<0.005	
10/18/2011							0.0031
4/3/2012			<0.005	<0.005			
4/4/2012	<0.005	<0.005			<0.005		
4/24/2012						<0.005	
4/25/2012							<0.005
10/2/2012						<0.005	<0.005
10/3/2012		0.004		0.0042	<0.005		
10/8/2012	<0.005		<0.005				
4/2/2013						0.003	<0.005
4/3/2013		0.0028	<0.005	<0.005	<0.005		
4/8/2013	<0.005						
10/8/2013							<0.005
10/9/2013	0.0029			<0.005	<0.005	<0.005	

ND substitution: RL or RL/2 if <15% NDs.

Time Series

Constituent: Nickel (mg/L) Analysis Run 8/10/2026 3:48 PM

Plant Bowen Client: Southern Company Data: Bowen 1, 2, 9, & 10

	GWC-9	GWC-10	GWC-10R	GWC-11	GWC-11R	GWC-12	GWC-13
10/15/2013		0.0036	<0.005				
4/1/2014						0.0015 (J)	<0.005
4/2/2014				0.0015 (J)	<0.005		
4/9/2014	0.0016 (J)	0.0019 (J)	<0.005				
9/30/2014	<0.005						
10/1/2014							<0.005
10/2/2014		<0.005	<0.005	0.0016 (J)	<0.005	<0.005	
4/1/2015				<0.005	0.0041	0.0014 (J)	<0.005
4/2/2015	0.0016 (J)	<0.005	<0.005				
10/10/2015	0.0034	<0.005					
10/11/2015				<0.005	<0.005		
10/12/2015			<0.005				
10/14/2015						0.0021 (J)	
10/15/2015							<0.005
3/30/2016	0.00202 (J)						
3/31/2016		<0.005	<0.005				
4/4/2016				<0.005	<0.005	0.00264 (J)	<0.005
8/3/2016			0.0006 (J)	<0.005		0.002 (J)	
8/4/2016					<0.005		<0.005
8/5/2016	<0.005	0.0007 (J)					
4/6/2017	0.001 (J)						
4/10/2017		0.0016 (J)	0.0006 (J)	0.0004 (J)	<0.005		
4/11/2017						0.0027 (J)	
4/12/2017							0.0004 (J)
10/3/2017	0.0007 (J)						
10/4/2017		<0.005	0.0006 (J)	<0.005	<0.005	0.0022 (J)	
10/9/2017							<0.005
3/20/2018	0.00097 (J)	0.0016 (J)					
3/21/2018			<0.005	<0.005			<0.005
3/22/2018					<0.005	0.0025 (J)	
9/18/2018	<0.005	<0.005	<0.005	<0.005	<0.005	0.0024 (J)	
9/19/2018							<0.005
3/21/2019	0.001 (J)						
3/22/2019		0.0022 (J)	<0.005				
3/23/2019				<0.005	<0.005	0.0026 (J)	<0.005
9/16/2019	0.00062 (J)						
9/17/2019		<0.005	<0.005	<0.005	<0.005	0.0021 (J)	
9/18/2019							0.00046 (J)
3/12/2020	0.0011 (J)	0.0015 (J)	0.00043 (J)	<0.005	<0.005	0.0022 (J)	
3/13/2020							<0.005
9/17/2020	<0.005	<0.005	<0.005				
9/21/2020				<0.005	<0.005	0.0019 (J)	
9/22/2020							<0.005
3/18/2021	0.001 (J)	0.00094 (J)	0.0011 (J)				<0.005
3/19/2021				<0.005	<0.005	0.0022 (J)	
8/10/2021	0.001 (J)	0.00081 (J)					
8/11/2021			<0.005	<0.005	<0.005	0.0019 (J)	<0.005
2/2/2022	0.0011 (J)					0.0025 (J)	
2/4/2022		0.0014 (J)	<0.005	<0.005	<0.005		
2/17/2022							<0.005
8/17/2022	0.0011 (J)	<0.005					
8/18/2022			<0.005	<0.005	<0.005	0.0023 (J)	<0.005

ND substitution: RL or RL/2 if <15% NDs.

Time Series

Constituent: Nickel (mg/L) Analysis Run 8/10/2026 3:48 PM

Plant Bowen Client: Southern Company Data: Bowen 1, 2, 9, & 10

	GWC-9	GWC-10	GWC-10R	GWC-11	GWC-11R	GWC-12	GWC-13
2/20/2023		0.0019 (J)	<0.005	<0.005	<0.005		
2/21/2023	0.001 (J)					0.0022 (J)	
2/22/2023							<0.005
7/31/2023	0.00071 (J)	<0.005	<0.005				
8/1/2023				<0.005	<0.005	0.0034 (J)	<0.005
2/27/2024	<0.005	<0.005	<0.005			0.0023 (J)	<0.005
2/28/2024				<0.005	<0.005		
8/12/2024	<0.005	<0.005	<0.005		<0.005	<0.005	<0.005
8/13/2024				<0.005			
2/28/2025	0.0013 (J)	<0.005					
3/3/2025			<0.005		<0.005		<0.005
3/4/2025				<0.005		0.0026 (J)	
9/3/2025	<0.005	<0.005	<0.005	<0.005	<0.005	0.0023 (J)	<0.005
2/18/2026	<0.005					0.0028 (J)	
2/19/2026		<0.005	<0.005	<0.005			<0.005
2/20/2026					<0.005		

ND substitution: RL or RL/2 if <15% NDs.

Time Series

Constituent: Nickel (mg/L) Analysis Run 8/10/2026 3:48 PM

Plant Bowen Client: Southern Company Data: Bowen 1, 2, 9, & 10

	GWC-13RZ	GWC-14Z	GWC-15R	GWC-15Z	GWC-44	GWC-45	GWC-45R
8/21/2007	<0.005						
8/23/2007			0.0089				
8/24/2007		<0.005		<0.005		0.0095	<0.005
10/23/2007						0.0099	0.0087
11/1/2007	0.0033						
11/2/2007		0.0029	0.0036	<0.005			
11/17/2007		0.0086	0.014 (O)				
11/18/2007				0.0088		0.27 (o)	0.0053
11/19/2007	0.0029						
1/15/2008		0.011	0.0096	0.019		0.53 (o)	0.026 (o)
1/31/2008	0.0039						
3/5/2008	<0.005	0.0072				0.15 (o)	<0.005
3/6/2008			0.0038				
3/10/2008				0.017			
5/7/2008	<0.005	0.0045	0.0056				
5/12/2008							<0.005
5/13/2008				0.0058			
5/14/2008						0.13 (o)	
12/2/2008		0.011	0.003	0.0043		0.009	<0.005
12/12/2008	0.022 (O)						
4/16/2009		0.0061					
4/28/2009			<0.005	<0.005		0.005	<0.005
4/29/2009	0.0034						
10/13/2009							<0.005
10/19/2009			<0.005				
10/20/2009		0.01		<0.005		<0.005	
10/21/2009	<0.005						
4/20/2010		<0.005				<0.005	
4/21/2010							<0.005
4/27/2010			0.004	<0.005			
4/28/2010	0.0026						
9/28/2010						0.0025	
9/29/2010		<0.005					
10/4/2010			<0.005				<0.005
10/5/2010				<0.005			
10/6/2010	<0.005						
4/12/2011		<0.005				<0.005	
4/18/2011			<0.005				<0.005
4/19/2011				<0.005			
4/20/2011	<0.005						
10/4/2011		<0.005				<0.005	
10/5/2011							<0.005
10/12/2011	<0.005		<0.005	<0.005			
4/3/2012						<0.005	
4/4/2012		<0.005					
4/23/2012			<0.005				
4/25/2012	<0.005			<0.005			
5/3/2012							<0.005
10/2/2012	<0.005						
10/10/2012		<0.005	<0.005	<0.005			
10/15/2012						<0.005	<0.005
4/2/2013	<0.005						

ND substitution: RL or RL/2 if <15% NDs.

Time Series

Constituent: Nickel (mg/L) Analysis Run 8/10/2026 3:48 PM

Plant Bowen Client: Southern Company Data: Bowen 1, 2, 9, & 10

	GWC-13RZ	GWC-14Z	GWC-15R	GWC-15Z	GWC-44	GWC-45	GWC-45R
4/15/2013		<0.005	<0.005				
4/16/2013				<0.005		<0.005	<0.005
10/8/2013	<0.005						
10/22/2013		<0.005	<0.005	<0.005		0.0025	<0.005
4/1/2014	<0.005						
4/21/2014		<0.005	<0.005	<0.005			
4/23/2014						0.0014 (J)	<0.005
9/30/2014		<0.005	<0.005	<0.005			
10/1/2014	<0.005					0.0021 (J)	<0.005
3/31/2015	<0.005						
4/3/2015		<0.005	<0.005	<0.005		<0.005	<0.005
10/6/2015				<0.005			
10/7/2015		<0.005	<0.005			0.0017 (J)	
10/9/2015							0.0062
10/14/2015	<0.005						
3/16/2016					<0.005	<0.005	<0.005
4/4/2016	<0.005						
4/5/2016		<0.005	<0.005	<0.005			
5/16/2016					<0.005	0.00316 (J)	<0.005
7/25/2016					0.0006 (J)	0.0013 (J)	<0.005
8/4/2016			0.0008 (J)				
8/9/2016		0.0021 (J)					
9/19/2016					0.0008 (J)	0.0013 (J)	<0.005
11/3/2016					0.0007 (J)		<0.005
11/4/2016						0.0015 (J)	
1/19/2017					0.0009 (J)		
1/20/2017							<0.005
1/23/2017						0.0015 (J)	
3/28/2017					0.0008 (J)		
3/29/2017						0.0012 (J)	<0.005
4/11/2017	0.0003 (J)	<0.005		0.0004 (J)			
4/12/2017			0.0015 (J)				
9/26/2017					0.0007 (J)		
9/27/2017						0.0014 (J)	<0.005
10/5/2017		<0.005					
10/6/2017	<0.005		0.001 (J)	<0.005			
3/15/2018					<0.005	0.0011 (J)	<0.005
3/22/2018		<0.005					
3/23/2018	<0.005		<0.005	<0.005			
9/12/2018					<0.005		
9/13/2018						0.001 (J)	<0.005
9/19/2018		0.00096 (J)	<0.005	<0.005			
9/20/2018	<0.005						
3/14/2019					<0.005	0.001 (J)	<0.005
3/22/2019	<0.005	<0.005		<0.005			
3/25/2019			0.0011 (J)				
9/11/2019					0.00058 (J)	0.0012 (J)	<0.005
9/17/2019		0.0007 (J)	0.00057 (J)	<0.005			
9/19/2019	<0.005						
3/10/2020					0.00086 (J)	0.0012 (J)	<0.005
3/13/2020		0.00078 (J)	0.00072 (J)	<0.005			
3/17/2020	0.00082 (J)						

Time Series

Constituent: Nickel (mg/L) Analysis Run 8/10/2026 3:48 PM

Plant Bowen Client: Southern Company Data: Bowen 1, 2, 9, & 10

	GWC-13RZ	GWC-14Z	GWC-15R	GWC-15Z	GWC-44	GWC-45	GWC-45R
9/11/2020						0.00099 (J)	<0.005
9/15/2020					<0.005		
9/21/2020		<0.005	0.0015 (J)	<0.005			
9/22/2020	<0.005						
3/11/2021					<0.005	0.00092 (J)	<0.005
3/18/2021		<0.005	0.00079 (J)	<0.005			
3/19/2021	<0.005						
8/4/2021					<0.005		
8/6/2021						0.00098 (J)	0.00095 (J)
8/11/2021		<0.005	<0.005	<0.005			
8/12/2021	<0.005						
1/31/2022					<0.005		
2/1/2022						0.0011 (J)	<0.005
2/4/2022	<0.005	<0.005	0.00093 (J)				
2/7/2022				<0.005			
8/12/2022						0.00086 (J)	<0.005
8/15/2022					<0.005		
8/18/2022		<0.005					
8/19/2022	<0.005		<0.005	<0.005			
2/14/2023					0.00073 (J)		
2/15/2023						0.00092 (J)	0.004 (J)
2/22/2023	<0.005	<0.005	<0.005	<0.005			
7/26/2023					<0.005	0.0012 (J)	<0.005
8/1/2023		<0.005		<0.005			
8/2/2023	<0.005		<0.005				
2/20/2024					<0.005	<0.005	<0.005
2/28/2024	<0.005	<0.005	<0.005	<0.005			
8/5/2024						<0.005	<0.005
8/6/2024					<0.005		
8/13/2024	<0.005	<0.005	<0.005	<0.005			
2/26/2025					<0.005	0.0013 (J)	<0.005
3/3/2025		<0.005	<0.005	<0.005			
3/4/2025	<0.005						
8/28/2025					<0.005		
9/2/2025						<0.005	<0.005
9/4/2025	<0.005	<0.005	<0.005	<0.005			
2/16/2026					<0.005		
2/17/2026						0.0013 (J)	<0.005
2/20/2026	<0.005						
2/24/2026		<0.005	<0.005	<0.005			

ND substitution: RL or RL/2 if <15% NDs.

Time Series

Constituent: Nickel (mg/L) Analysis Run 8/10/2026 3:48 PM

Plant Bowen Client: Southern Company Data: Bowen 1, 2, 9, & 10

	GWC-46R	GWC-47	GWC-47R	GWC-48	GWC-49R	GWC-49Z
3/10/2016	<0.005	<0.005	<0.005	0.00432 (J)		
3/17/2016					<0.005	0.00421 (J)
5/17/2016	<0.005			0.00489 (J)		
5/18/2016		<0.005	<0.005		<0.005	<0.005
7/26/2016	<0.005					
7/27/2016		<0.005	0.0007 (J)	0.0036 (J)	<0.005	
7/28/2016						0.0024 (J)
9/20/2016	0.0013 (J)	<0.005	0.0007 (J)	0.0035 (J)		
9/21/2016					<0.005	0.0044 (J)
11/4/2016	<0.005		0.0006 (J)	0.0035 (J)	<0.005	
11/7/2016		<0.005				0.0035 (J)
1/20/2017	<0.005		<0.005			
1/23/2017		<0.005		<0.01		
1/24/2017					<0.005	0.005 (J)
3/28/2017	<0.005			0.0033 (J)		
3/29/2017		0.0004 (J)	0.0003 (J)		<0.005	
3/30/2017						0.0046 (J)
9/27/2017		<0.005	<0.005			
9/29/2017	<0.005			0.0036 (J)	<0.005	0.004 (J)
3/15/2018	<0.005	<0.005		0.0033 (J)	<0.005	0.0028 (J)
3/16/2018			<0.005			
9/13/2018	<0.005	<0.005	<0.005	0.0038 (J)	<0.005	
9/14/2018						0.0024 (J)
3/15/2019		<0.005		0.0033 (J)		
3/18/2019	<0.005				<0.005	
3/19/2019			0.0042 (J)			0.0047 (J)
9/11/2019	<0.005		0.0014 (J)	0.004 (J)	<0.005	0.0012 (J)
9/12/2019		<0.005				
3/9/2020		<0.005	<0.005	0.0039 (J)		0.003 (J)
3/10/2020	<0.005					
3/11/2020					0.0004 (J)	
9/11/2020					<0.005	
9/14/2020	<0.005	<0.005		0.0046 (J)		0.0014 (J)
9/15/2020			<0.005			
3/11/2021	<0.005	<0.005	<0.005	0.0047 (J)		
3/15/2021					<0.005	0.0013 (J)
8/4/2021				0.0045 (J)		
8/5/2021	<0.005	<0.005	<0.005			0.0023 (J)
8/11/2021					<0.005	
1/31/2022	<0.005			0.0052		
2/1/2022		<0.005	<0.005		<0.005	0.0014 (J)
8/15/2022	<0.005	<0.005	<0.005	0.0056	<0.005	0.0022 (J)
2/14/2023	<0.005				<0.005	0.0018 (J)
2/15/2023		<0.005	<0.005	0.0058		
7/26/2023	<0.005			0.0075		
7/27/2023		<0.005	<0.005		<0.005	0.0017 (J)
2/21/2024	<0.005	<0.005	<0.005	0.0076	<0.005	<0.005
8/5/2024	<0.005	<0.005	<0.005	0.0061		
8/6/2024					<0.005	0.0022 (J)
2/26/2025	<0.005	<0.005	<0.005	0.0097	<0.005	0.0022 (J)
8/28/2025		<0.005				
8/29/2025	<0.005			0.0086	<0.005	0.0016 (J)

ND substitution: RL or RL/2 if <15% NDs.

Time Series

Constituent: Nickel (mg/L) Analysis Run 8/10/2026 3:48 PM

Plant Bowen Client: Southern Company Data: Bowen 1, 2, 9, & 10

	GWC-46R	GWC-47	GWC-47R	GWC-48	GWC-49R	GWC-49Z
9/2/2025			<0.005			
9/24/2025	<0.005					
2/16/2026	<0.005					
2/17/2026		<0.005	<0.005	0.0072	<0.005	0.0016 (J)

ND substitution: RL or RL/2 if <15% NDs.

Time Series

Constituent: pH, Field (SU) Analysis Run 8/10/2026 3:48 PM

Plant Bowen Client: Southern Company Data: Bowen 1, 2, 9, & 10

	GWA-1 (bg)	GWA-2 (bg)	GWA-2R (bg)	GWA-3A (bg)	GWA-4RZ (bg)	GWA-39RZ (bg)	GWA-39Z (bg)
3/14/2016							6.91
3/22/2016	7.65						
3/23/2016		6.7	7.45	5.96			
5/11/2016							6.51
5/19/2016	7.6		7.5				
5/20/2016		6.36					
5/23/2016				5.73			
7/19/2016							6.12
7/29/2016	7.58	6.75	7.59	5.51			
9/15/2016							5.96
9/22/2016			7.44	5.45			
9/23/2016	7.57	6.62					
11/2/2016							5.78
11/9/2016	7.45	6.42					
11/10/2016			7.55	5.51			
1/18/2017							6.13
1/30/2017	7.64						
1/31/2017		5.66	7.56	5.42			
2/21/2017						7.76	
2/22/2017					7.38		
3/27/2017						7.7	
3/28/2017							6.59
3/30/2017	7.51	6.33		5.43			
4/3/2017			7.46				
4/7/2017					7.35		
6/7/2017							6.72
6/8/2017						7.69	
6/9/2017	7.6		7.24				
6/12/2017		6.6		5.47			
6/14/2017					7.3		
7/12/2017					7.39		
7/17/2017						7.57	
7/20/2017					7.44		
7/27/2017						7.63	
7/28/2017					7.5		
8/9/2017					7.52	7.73	
8/24/2017					7.5		
9/26/2017							7.05
9/29/2017						7.7	
10/2/2017	7.55	5.61	7.35				
10/3/2017					7.51		
10/4/2017				5.23			
12/28/2017					7.32		6.79
3/14/2018							7.42
3/16/2018	7.58		7.31			7.49	
3/19/2018		6.55		5.4			
3/21/2018					7.3		
9/12/2018							6.86
9/14/2018		5.81	7.55			7.32	
9/17/2018	7.53			5.22			
9/18/2018					7.39		
3/14/2019						7.22	

Time Series

Constituent: pH, Field (SU) Analysis Run 8/10/2026 3:48 PM

Plant Bowen Client: Southern Company Data: Bowen 1, 2, 9, & 10

	GWA-1 (bg)	GWA-2 (bg)	GWA-2R (bg)	GWA-3A (bg)	GWA-4RZ (bg)	GWA-39RZ (bg)	GWA-39Z (bg)
3/15/2019							6.78
3/19/2019			7.2				
3/20/2019	7.64	5.71		5.22			
3/21/2019					7.28		
9/9/2019							6.49
9/11/2019						7.32	
9/12/2019	7.36	5.45			7.2		
9/13/2019			7.29	5.07			
3/9/2020						7.68	5.9
3/11/2020	7.51	6.56	7.09	5.31			
3/12/2020					7.52		
9/10/2020							5.53
9/15/2020	7.43	6.38	7.45				
9/16/2020						7.68	
9/17/2020					7.42		
3/12/2021							6.39
3/16/2021	7.57		7.51		7.4	7.85	
3/17/2021		6.58					
3/29/2021				8.04			
8/4/2021							6.21
8/6/2021						7.09	
8/9/2021	7.44	6.47	6.63	7.85			
8/10/2021					7.2		
1/31/2022							6.41
2/1/2022	7.52	6.3	6.62				
2/2/2022				7.94		6.89	
2/3/2022					7.2		
8/10/2022							6.07
8/16/2022	7.36	6.63	7.11	7.74		7.45	
8/17/2022					6.49		
2/13/2023							6.35
2/14/2023						7.48	
2/16/2023	7.39	6.56	7.02				
2/17/2023				7.71	6.98		
7/25/2023						7.19	
7/26/2023							5.77
7/27/2023	7.08	6.06	6.49				
7/28/2023					6.93		
8/1/2023				7.66			
2/19/2024						7.7	6.34
2/22/2024	6.97	6.03		7.89			
2/26/2024			6.85				
2/27/2024					7.11		
8/1/2024						7.08	5.88
8/6/2024			7.61				
8/7/2024	7.51	6.73					
8/8/2024				7.86	7.01		
2/25/2025							6.66
2/26/2025				7.93		7.4	
2/27/2025	7.5	6.7	7.18				
2/28/2025					7.25		
8/28/2025						7.43	6.39

Time Series

Constituent: pH, Field (SU) Analysis Run 8/10/2026 3:48 PM

Plant Bowen Client: Southern Company Data: Bowen 1, 2, 9, & 10

	GWA-1 (bg)	GWA-2 (bg)	GWA-2R (bg)	GWA-3A (bg)	GWA-4RZ (bg)	GWA-39RZ (bg)	GWA-39Z (bg)
9/2/2025	7.35	6.53	7.18	7.9			
9/3/2025					7.01		
2/17/2026				7.74			
2/18/2026	7.36	6.33	7.19		6.99	7.33	6.32

Time Series

Constituent: pH, Field (SU) Analysis Run 8/10/2026 3:48 PM

Plant Bowen Client: Southern Company Data: Bowen 1, 2, 9, & 10

	GWA-40 (bg)	GWA-41 (bg)	GWA-41R (bg)	GWA-42 (bg)	GWA-43 (bg)	GWA-43R (bg)	GWA-50 (bg)
3/11/2016				7.37	6.43	7.89	
3/15/2016	7.58	6.74	7.15				
3/28/2016							6.22
5/11/2016	7.24						
5/12/2016		6.41					
5/13/2016			7.29		6.8	7.86	
5/16/2016				7.55			
5/23/2016							5.86
7/19/2016					6.42	7.83	
7/20/2016		6.59					
7/21/2016	7.53		7.43				
7/22/2016				7.51			
8/1/2016							6.39
9/15/2016	7	5.76					
9/16/2016					6.19	7.75	
9/19/2016	7.19			7.52			
9/21/2016			7.05				
9/26/2016							5.74
11/2/2016					6.36	7.77	
11/3/2016	7.13	6.45	7.4	7.56			
11/10/2016							5.78
1/17/2017	7.51		7.06	7.59			
1/18/2017		6.34			6.16	7.65	
1/30/2017							5.88
3/24/2017	7.55	6.42					
3/27/2017			7.13	7.63			
3/28/2017					5.8	7.79	
4/7/2017							5.94
5/24/2017	7.6						
6/6/2017		6.82	7.18		5.97	7.89	
6/7/2017				7.55			
6/12/2017							5.81
9/22/2017					5.77	7.8	
9/25/2017		6.63	6.88				
9/26/2017	7.66			7.59			
10/2/2017							5.93
12/28/2017	7.34					7.78	
3/14/2018	7.56	7.08	7.04	7.6	5.85		
3/15/2018						7.66	
3/16/2018							5.64
9/12/2018	7.12	6.54	7.02		5.65	7.75	
9/14/2018				7.37			
9/17/2018							5.82
3/13/2019	7.12				5.63	7.84	
3/14/2019		6.58	6.93	7.57			
3/19/2019							5.93
9/9/2019	7.07						
9/10/2019		5.66	6.72	7.53			
9/11/2019					5.53	7.75	
9/13/2019							5.61
3/6/2020		6.82		7.42			
3/9/2020	7.5		6.7		5.5	7.73	

Time Series

Constituent: pH, Field (SU) Analysis Run 8/10/2026 3:48 PM

Plant Bowen Client: Southern Company Data: Bowen 1, 2, 9, & 10

	GWA-40 (bg)	GWA-41 (bg)	GWA-41R (bg)	GWA-42 (bg)	GWA-43 (bg)	GWA-43R (bg)	GWA-50 (bg)
3/11/2020							5.57
9/10/2020		6.4	6.67	7.48			
9/11/2020	6.98				6.25		
9/14/2020						7.76	
9/16/2020							5.62
3/10/2021	7.3		7.3				
3/11/2021		6.8		7.53	5.55	7.81	
3/17/2021							5.64
8/4/2021	6.79	6.34	7.15	7.35			
8/5/2021						7.75	
8/6/2021					5.52		
8/9/2021							5.34
1/31/2022	6.85	6.02	6.63	7.17	5.71	8.04	
2/1/2022							5.61
8/10/2022				7.26		7.72	
8/11/2022		6.29	7.12		5.64		
8/12/2022	6.83						
8/16/2022							5.29
2/13/2023	6.94	6.25	6.45	6.83		7.82	
2/14/2023					5.24		
2/16/2023							4.95
7/25/2023		5.58	6.19		4.64	7.31	
7/26/2023	6.46			6.92			
7/28/2023							4.66
2/19/2024	6.75	6.17	6.79				
2/20/2024				7.39	5.31	7.82	
2/22/2024							5.6
8/1/2024	7.06	6.03	7.17	7.49			
8/2/2024					5.28	7.74	
8/8/2024							4.68
2/25/2025	7.51	6.8	6.63	7.41	5.28	7.77	
2/27/2025							5.64
8/27/2025	6.86		6.72				
8/28/2025		5.98		7.35	4.84	7.61	
9/2/2025							5.35
2/16/2026	7.01	5.96	7.34	7.18	5.28	7.61	
2/17/2026							5.25

Time Series

Constituent: pH, Field (SU) Analysis Run 8/10/2026 3:48 PM

Plant Bowen Client: Southern Company Data: Bowen 1, 2, 9, & 10

	GWA-50R (bg)	GWC-5	GWC-6	GWC-6RZ	GWC-7Z	GWC-8RR	GWC-8Z
3/22/2016							7.53
3/28/2016	6.45	7.04					
3/29/2016			7.54	7.24			
3/30/2016						8.2	
5/24/2016			7.39	7.1		8.07	
5/25/2016	6.96	6.39					8.04
5/31/2016					7.98		
8/1/2016	5.64	6.13	7.26	7.07			
8/2/2016					7.64	8.07	7.74
9/26/2016	6.26		7.19	7.15			7.4
9/27/2016		5.98			7.18	8.06	
11/11/2016	5.62	6.11					
11/14/2016				7.15			
11/18/2016			7.04				
11/21/2016					7.49		7.4
11/22/2016						8.07	
1/30/2017	5.49						
1/31/2017		6.08					
2/1/2017			7.34	7.09	7.2		
2/3/2017							7.05
2/6/2017						7.88	
4/3/2017	6.32	6.13					
4/6/2017			7.49	7.23	7.42	7.86	
4/7/2017							7.14
6/12/2017	6.48	6.83					
6/13/2017			7.38	6.99	7.25		7.52
6/14/2017						7.66	
7/14/2017					7.5		
10/2/2017	6.41						
10/3/2017		6.2	7.39	7.09	7.5		7.38
10/4/2017						7.84	
1/9/2018						7.86	
3/16/2018	5.46						
3/19/2018		6.06	7.32				
3/20/2018				6.9	6.76		7.27
3/21/2018						7.9	
9/17/2018		6.14	7.57	6.96			
9/18/2018	5.35				7.26	7.92	6.95
3/19/2019	6.01						
3/20/2019		6.29					
3/21/2019			7.21	6.82	7.3		
3/27/2019						8.07	
5/6/2019							7.98
9/12/2019	5.89						
9/13/2019					6.8		
9/16/2019		6.09	7.35	6.83		7.9	7.15
3/11/2020	5.4						
3/12/2020			7.4	6.88	7.53	8.02	
3/16/2020		6.88					7.01
9/15/2020	5.26						
9/16/2020		6	7.33	6.99	7.56		
9/17/2020						7.96	7.05

Time Series

Constituent: pH, Field (SU) Analysis Run 8/10/2026 3:48 PM

Plant Bowen Client: Southern Company Data: Bowen 1, 2, 9, & 10

	GWA-50R (bg)	GWC-5	GWC-6	GWC-6RZ	GWC-7Z	GWC-8RR	GWC-8Z
3/17/2021	6.31	5.85	7.57	7.03	7.52	8.08	
3/18/2021							6.45
8/9/2021	5.16	5.71					
8/10/2021			7.16	6.65	7.13	7.89	6.99
2/2/2022	5.17	5.9	7.4	6.8	7.54	8.13	8.92 (o)
4/28/2022		5.78					6.91
8/16/2022		5.84					
8/17/2022	5.7		7.3	6.64	7.34	7.87	6.36
2/16/2023	4.73						
2/17/2023			7.11	6.41			
2/20/2023		5.78			7.4		6.87
2/21/2023						7.88	
7/28/2023	4.24	5.06		6.22			
7/31/2023			6.86		6.52	7.47	6.52
2/22/2024	5.09						
2/26/2024		5.29	7.16	6.5	7.63		6.35
2/27/2024						7.48	
8/8/2024	4.25	5.69	7.66	7.05	7.6		
8/12/2024						8.02	6.99
2/27/2025		5.85	7.59	7.1	7.63		
2/28/2025	5.04						6.92
3/4/2025						7.96	
9/2/2025	4.81			6.83			
9/3/2025		5.03	7.25		7.44	7.85	6.9
2/17/2026	4.75						
2/19/2026		5.1			7.58	7.98	7.01
2/20/2026			7.17	6.65			
5/13/2026		5.38 (R)					

Time Series

Constituent: pH, Field (SU) Analysis Run 8/10/2026 3:48 PM

Plant Bowen Client: Southern Company Data: Bowen 1, 2, 9, & 10

	GWC-9	GWC-10	GWC-10R	GWC-11	GWC-11R	GWC-12	GWC-13
3/30/2016	6.07						
3/31/2016		7.21	7.54				
4/4/2016				7.16	8.01	6.53	7.44
5/26/2016	6.44	7.3	7.43	7.23	7.91		
5/27/2016						6.45	
5/31/2016							7.37
8/3/2016			7.41	6.96		6.41	
8/4/2016					7.85		7.32
8/5/2016	6.67	7.54					
9/28/2016	6.89	7.48	7.26	7.6	8.26		
9/29/2016							7.38
9/30/2016						6.46	
11/21/2016	6.89						
11/22/2016		7.54	7.38	6.71	7.79	6.39	
11/28/2016							7.43
2/6/2017	4.93						
2/7/2017		7.17	7.46				
2/8/2017				6.84	7.77		
2/9/2017							7.36
2/13/2017						6.4	
4/6/2017	4.92						
4/10/2017		6.72	7.51	7.13	7.95		
4/11/2017						6.37	
4/12/2017							7.46
6/13/2017	5.03						
6/14/2017		6.83	7.34			5.85	
6/15/2017				7.1	7.79		
6/16/2017							7.36
10/3/2017	6.01						
10/4/2017		7.38	7.54	6.25	7.74	6.27	
10/9/2017							7.38
3/20/2018	4.88	6.23					
3/21/2018			7.33	7.07			7.33
3/22/2018					7.81	6.45	
9/18/2018	5.36	7.14	7.66	6.9	7.88	6.42	
9/19/2018							7.31
3/21/2019	5.33						
3/22/2019		6.23	7.34				
3/23/2019				6.27	7.56	6.34	7.27
9/16/2019	6.03						
9/17/2019		7.16	7.51	6.55	7.58	6.19	
9/18/2019							7.28
3/12/2020	4.82	6.43	7.49	6.3	7.6	6.17	
3/13/2020							7.25
9/17/2020	6.39	7.28	7.7				
9/21/2020				7.02	7.84	6.28	
9/22/2020							7.34
3/18/2021	4.78	6.69	7.52				7.3
3/19/2021				7.05	7.64	6.31	
5/26/2021					7.55		
8/10/2021	4.71	6.63					
8/11/2021			7.46	6.02	7.65	6.05	7.07

Time Series

Constituent: pH, Field (SU) Analysis Run 8/10/2026 3:48 PM

Plant Bowen Client: Southern Company Data: Bowen 1, 2, 9, & 10

	GWC-9	GWC-10	GWC-10R	GWC-11	GWC-11R	GWC-12	GWC-13
2/2/2022	4.81					6.35	
2/4/2022		6.53	7.69	7.2	7.58		
2/17/2022							7.24
4/28/2022						6.33	
8/17/2022	4.57	7.01					
8/18/2022			7.52	6.08	7.57	6.03	6.95
2/20/2023		5.39	7.08	5.52	7.2		
2/21/2023	4.59					6.18	
2/22/2023							6.96
4/11/2023							6.69
7/31/2023	5.38	6.58	7.16				
8/1/2023				6.71	7.3	5.45	6.77
2/27/2024	3.88	6.54	7.4			5.38	6.9
2/28/2024				6.87	7.52		
8/12/2024	5.89	7.17	7.65		7.8	5.49	6.73
8/13/2024				5.67			
2/28/2025	4.81	6.5					
3/3/2025			7.57		7.62		7.29
3/4/2025				6.93		6.22	
9/3/2025	6.31	6.98	7.51	6.96	7.74	6.16	7.07
2/18/2026	6.48					5.94	
2/19/2026		6.98	7.32	6.77			7.2
2/20/2026					7.61		

Time Series

Constituent: pH, Field (SU) Analysis Run 8/10/2026 3:48 PM

Plant Bowen Client: Southern Company Data: Bowen 1, 2, 9, & 10

	GWC-13RZ	GWC-14Z	GWC-15R	GWC-15Z	GWC-44	GWC-45	GWC-45R
3/16/2016					4.49	5.1	7.22
4/4/2016	8.56 (O)						
4/5/2016		10.61 (O)	7.71	9.23 (o)			
5/16/2016					4.55	5.15	7.34
5/31/2016			7.66	9.52 (O)			
6/1/2016	9.83 (O)	10.32 (O)					
7/25/2016					4.63	5.13	7.38
8/4/2016			7.8				
8/9/2016		8.23 (O)					
9/19/2016					4.65	5	7.37
9/29/2016			7.46				
11/3/2016					4.69		7.52
11/4/2016						5.05	
11/23/2016			7.62	7.88			
11/28/2016		7.29					
1/19/2017					4.58		
1/20/2017							7.3
1/23/2017						4.9	
2/9/2017		6.91					
2/10/2017			7.51	7.72			
2/22/2017	7.45						
3/28/2017					4.45		
3/29/2017						5.08	7.29
4/11/2017	7.45	6.68		7.83			
4/12/2017			7.54				
6/5/2017					4.33		
6/7/2017						5.06	7.43
6/14/2017		6.84					
6/15/2017			7.71	7.86			
6/16/2017	7.33						
7/12/2017	7.46	6.54		7.73			
7/20/2017					4.38		
7/26/2017				7.71			
7/28/2017	7.37						
8/10/2017	7.38						
9/26/2017					4.51		
9/27/2017						4.92	7.2
10/5/2017		6.93					
10/6/2017	6.55		7.58	7.74			
12/28/2017	7.43						
12/29/2017						5.08	
3/15/2018					4.34	4.6	6.87
3/22/2018		6.93					
3/23/2018	7.75		7.34	7.89			
9/12/2018					4.49		
9/13/2018						5.26	7.31
9/19/2018		6.88	7.66	7.77			
9/20/2018	7.52						
3/14/2019					4.41	5.01	7.14
3/22/2019	7.49	6.27		7.55			
3/25/2019			7.64				
9/11/2019					4.36	4.93	7.2

Time Series

Constituent: pH, Field (SU) Analysis Run 8/10/2026 3:48 PM

Plant Bowen Client: Southern Company Data: Bowen 1, 2, 9, & 10

	GWC-13RZ	GWC-14Z	GWC-15R	GWC-15Z	GWC-44	GWC-45	GWC-45R
9/17/2019		6.04	7.35	7.76			
9/19/2019	7.5						
3/10/2020					4.44	4.98	7.05
3/13/2020		6.16	7.56	7.68			
3/17/2020	7.62						
9/11/2020						4.91	7.26
9/15/2020					4.46		
9/21/2020		6.06	7.48	7.65			
9/22/2020	6.95						
12/15/2020						4.92	
3/11/2021					4.21	4.68	7.21
3/18/2021		6.04	7.58	7.87			
3/19/2021	7.42						
8/4/2021					4.38		
8/6/2021						4.65	7.05
8/11/2021		6.09	7.59	7.81			
8/12/2021	7.11						
1/31/2022					4.78		
2/1/2022						4.88	7.15
2/4/2022	7.46	6.06	7.61				
2/7/2022				7.83			
8/12/2022						4.7	7.08
8/15/2022					4.3		
8/18/2022		5.95					
8/19/2022	6.66		7.5	7.6			
10/11/2022					4.13		
2/14/2023					3.95		
2/15/2023						4.26	6.71
2/22/2023	7.15	5.97	7.32	7.49			
7/26/2023					4.08	4.19	6.92
8/1/2023		5.57		7.41			
8/2/2023	6.97		7.23				
2/20/2024					3.87	3.95	6.46
2/28/2024	7.35	5.6	7.3	7.86			
8/5/2024						4.85	7.27
8/6/2024					4.57		
8/13/2024	7.25	6.04	7.75	7.86			
2/26/2025					4.36	4.85	7.36
3/3/2025		6.16	7.8	7.78			
3/4/2025	7.46						
8/28/2025					4.07		
9/2/2025						4.66	7.15
9/4/2025	7.31	5.91	7.61	7.73			
2/16/2026					4.17		
2/17/2026						4.71	7.16
2/20/2026	7.68						
2/24/2026		5.88	7.67	7.79			

Time Series

Constituent: pH, Field (SU) Analysis Run 8/10/2026 3:48 PM

Plant Bowen Client: Southern Company Data: Bowen 1, 2, 9, & 10

	GWC-46R	GWC-47	GWC-47R	GWC-48	GWC-49R	GWC-49Z
3/10/2016	7.39	7.56	8.08	5.66		
3/17/2016					7.82	6.4
5/17/2016	7.32			5.11		
5/18/2016		7.58	7.91		7.85	6.17
7/26/2016	7.32					
7/27/2016		7.58	7.83	5.17	7.87	
7/28/2016						5.85
9/20/2016	7.3	7.68	7.69	5.12		
9/21/2016					7.8	5.61
11/4/2016	7.38		7.75	5.03	7.89	
11/7/2016		7.7				5.71
1/20/2017	7.29		7.6			
1/23/2017		7.61		5.1		
1/24/2017					7.97	5.58
3/28/2017	7.21			5.03		
3/29/2017		7.57	7.63		7.71	
3/30/2017						5.44
6/7/2017	7.47					
6/8/2017		7.48	7.64	4.77	7.86	
6/9/2017						5.11
9/27/2017		7.55	7.62			
9/29/2017	7.42			5.06	7.72	5.51
12/28/2017		7.59		5.07	7.71	
1/10/2018						5.51
3/15/2018	7.22	7.42		5.14	7.51	5.12
3/16/2018			7.72			
9/13/2018	7.52	7.49	7.68	5.02	8.02	
9/14/2018						5.38
3/15/2019		7.45		5.28		
3/18/2019	7.39				7.89	
3/19/2019			7.93			5.6
9/11/2019	7.36		7.55	4.93	8.22	5.35
9/12/2019		7.48				
3/9/2020		7.19	7.51	5.18		5.6
3/10/2020	7.44					
3/11/2020					8.19	
9/11/2020					8	
9/14/2020	7.43	7.54		5		5.32
9/15/2020			7.64			
3/11/2021	7.53	7.34	7.48	4.95		
3/15/2021					8.05	5.31
5/26/2021	7.39			4.72		
8/4/2021				4.91		
8/5/2021	7.44	7.41	7.45			5.34
8/11/2021					7.98	
10/28/2021		7.34	7.36			
1/31/2022	7.48			4.86		
2/1/2022		7.55	7.54		7.63	5
4/28/2022				5		
8/15/2022	7.58	7.43	7.35	4.89	7.81	5.06
10/21/2022				4.79		
2/14/2023	7.49				7.75	5.15

Time Series

Constituent: pH, Field (SU) Analysis Run 8/10/2026 3:48 PM

Plant Bowen Client: Southern Company Data: Bowen 1, 2, 9, & 10

	GWC-46R	GWC-47	GWC-47R	GWC-48	GWC-49R	GWC-49Z
2/15/2023		7.2	7.38	4.75		
3/16/2023				4.55		
7/26/2023	7.18			4.31		
7/27/2023		6.73	7.03		7.45	4.47
9/26/2023				4.91		
2/21/2024	7.11	6.91	7.32	4.71	7.82	5.11
8/5/2024	7.54	7.32	7.62	4.98		
8/6/2024					7.86	5.22
2/26/2025	7.57	7.53	7.75	4.95	7.65	5.18
5/1/2025				4.92		
8/28/2025		7.51				
8/29/2025	7.39			4.79	7.75	5.05
9/2/2025			7.39			
10/8/2025				4.95 (R)	7.68 (R)	
2/16/2026	7.26					
2/17/2026		7.51	7.41	4.6	7.58	4.8
5/13/2026				4.55 (R)		

Time Series

Constituent: Selenium (mg/L) Analysis Run 8/10/2026 3:48 PM

Plant Bowen Client: Southern Company Data: Bowen 1, 2, 9, & 10

	GWA-1 (bg)	GWA-2 (bg)	GWA-2R (bg)	GWA-3A (bg)	GWA-4RZ (bg)	GWA-39RZ (bg)	GWA-39Z (bg)
8/23/2007	<0.005	<0.005	<0.005	<0.005			
10/23/2007	<0.005						
10/24/2007		<0.005	<0.005				
11/2/2007				<0.005			
11/18/2007	<0.005	<0.005	<0.005	<0.005			
1/30/2008	<0.005						
1/31/2008		<0.005	<0.005	<0.005			
3/10/2008	<0.005		<0.005				
3/11/2008		<0.005		<0.005			
5/6/2008		<0.005					
5/13/2008	<0.005		<0.005				
5/14/2008				<0.005			
12/4/2008		<0.005	<0.005				
12/5/2008	<0.005			<0.005			
4/15/2009	<0.005			<0.005			
4/21/2009		<0.005	<0.005				
5/20/2009					<0.005		
10/7/2009	<0.005	<0.005					
10/8/2009			<0.005	<0.005			
10/19/2009					<0.005		
4/21/2010			<0.005				
4/26/2010		<0.005					
4/27/2010					<0.005		
4/28/2010				<0.005			
5/3/2010	<0.005						
9/28/2010			<0.005				
10/4/2010		<0.005			<0.005		
10/6/2010				<0.005			
10/12/2010	<0.005						
4/12/2011			<0.005				
4/13/2011		<0.005					
4/14/2011					<0.005		
4/21/2011				<0.005			
4/27/2011	<0.005						
10/4/2011			<0.005				
10/5/2011		<0.005			<0.005		
10/13/2011				<0.005			
10/17/2011	<0.005						
4/3/2012			<0.005				
4/11/2012		<0.005			<0.005		
5/1/2012				<0.005			
5/2/2012	<0.005						
10/2/2012					<0.005		
10/8/2012	<0.005						
10/9/2012		<0.005	<0.005	<0.005			
4/11/2013			<0.005	<0.005	<0.005		
4/12/2013	<0.005						
4/15/2013		<0.005					
10/15/2013		<0.005					
10/16/2013	<0.005		<0.005	<0.005			
10/21/2013					<0.005		
4/10/2014			<0.005				

ND substitution: RL or RL/2 if <15% NDs.

Time Series

Constituent: Selenium (mg/L) Analysis Run 8/10/2026 3:48 PM

Plant Bowen Client: Southern Company Data: Bowen 1, 2, 9, & 10

	GWA-1 (bg)	GWA-2 (bg)	GWA-2R (bg)	GWA-3A (bg)	GWA-4RZ (bg)	GWA-39RZ (bg)	GWA-39Z (bg)
4/11/2014	<0.005						
4/22/2014		<0.005					
4/23/2014				<0.005	<0.005		
9/30/2014	<0.005	<0.005	<0.005				
10/4/2014				<0.005	<0.005		
3/30/2015	<0.005	<0.005	<0.005				
3/31/2015				<0.005	<0.005		
10/11/2015					<0.005		
10/12/2015				<0.005			
10/13/2015	<0.005	<0.005	<0.005				
3/14/2016							<0.005
3/22/2016	<0.005						
3/23/2016		<0.005	<0.005	<0.005			
5/11/2016							<0.005
5/19/2016	<0.005		<0.005				
5/20/2016		0.00216 (J)					
5/23/2016				<0.005			
7/19/2016							<0.005
7/29/2016	<0.005	0.001 (J)	<0.005	<0.005			
9/15/2016							<0.005
9/22/2016			<0.005	<0.005			
9/23/2016	<0.005	<0.005					
11/2/2016							<0.005
11/9/2016	<0.005	<0.005					
11/10/2016			<0.005	<0.005			
1/18/2017							<0.005
1/30/2017	<0.005						
1/31/2017		<0.005	<0.005	<0.005			
2/21/2017						<0.005	
2/22/2017					<0.005		
3/27/2017						<0.005	
3/28/2017							<0.005
3/30/2017	<0.005	<0.005		<0.005			
4/3/2017			<0.005				
4/7/2017					<0.005		
6/7/2017							<0.005
6/8/2017						<0.005	
6/9/2017	<0.005		<0.005				
6/12/2017		<0.005		<0.005			
6/14/2017					<0.005		
7/12/2017					<0.005		
7/17/2017						<0.005	
7/20/2017					<0.005		
7/27/2017						<0.005	
7/28/2017					<0.005		
8/9/2017					<0.005	<0.005	
8/24/2017					<0.005		
9/26/2017							<0.005
9/29/2017						<0.005	
10/2/2017	<0.005	<0.005	<0.005				
10/3/2017					<0.005		
10/4/2017				<0.005			

ND substitution: RL or RL/2 if <15% NDs.

Time Series

Constituent: Selenium (mg/L) Analysis Run 8/10/2026 3:48 PM

Plant Bowen Client: Southern Company Data: Bowen 1, 2, 9, & 10

	GWA-1 (bg)	GWA-2 (bg)	GWA-2R (bg)	GWA-3A (bg)	GWA-4RZ (bg)	GWA-39RZ (bg)	GWA-39Z (bg)
3/14/2018							<0.005
3/16/2018	<0.005		<0.005			<0.005	
3/19/2018		0.0016 (J)		<0.005			
3/21/2018					<0.005		
9/12/2018							<0.005
9/14/2018		<0.005	<0.005			<0.005	
9/17/2018	<0.005			<0.005			
9/18/2018					<0.005		
3/14/2019						<0.005	
3/15/2019							<0.005
3/19/2019			<0.005				
3/20/2019	<0.005	<0.005		<0.005			
3/21/2019					<0.005		
9/9/2019							<0.005
9/11/2019						<0.005	
9/12/2019	<0.005	<0.005					
9/13/2019			<0.005	<0.005	<0.005		
3/9/2020						<0.005	<0.005
3/11/2020	<0.005	0.0021 (J)	<0.005	<0.005			
3/12/2020					<0.005		
9/10/2020							<0.005
9/15/2020	<0.005	<0.005	<0.005				
9/16/2020						<0.005	
9/17/2020					<0.005		
3/12/2021							<0.005
3/16/2021	<0.005		0.0021 (J)		<0.005	<0.005	
3/17/2021		0.0045 (J)					
3/29/2021				<0.005			
8/4/2021							<0.005
8/6/2021						<0.005	
8/9/2021	<0.005	<0.005	<0.005	<0.005			
8/10/2021					<0.005		
1/31/2022							<0.005
2/1/2022	<0.005	<0.005	<0.005				
2/2/2022				<0.005		<0.005	
2/3/2022					<0.005		
8/10/2022							<0.005
8/16/2022	<0.005	<0.005	<0.005	<0.005		<0.005	
8/17/2022					<0.005		
2/13/2023							<0.005
2/14/2023						<0.005	
2/16/2023	<0.005	0.0014 (J)	<0.005				
2/17/2023				<0.005	<0.005		
7/25/2023						<0.005	
7/26/2023							<0.005
7/27/2023	<0.005	<0.005	<0.005				
7/28/2023					<0.005		
8/1/2023				<0.005			
2/19/2024						<0.005	<0.005
2/22/2024	<0.005	<0.005		<0.005			
2/26/2024			<0.005				
2/27/2024					<0.005		

ND substitution: RL or RL/2 if <15% NDs.

Time Series

Constituent: Selenium (mg/L) Analysis Run 8/10/2026 3:48 PM

Plant Bowen Client: Southern Company Data: Bowen 1, 2, 9, & 10

	GWA-1 (bg)	GWA-2 (bg)	GWA-2R (bg)	GWA-3A (bg)	GWA-4RZ (bg)	GWA-39RZ (bg)	GWA-39Z (bg)
8/1/2024						<0.005	<0.005
8/6/2024			<0.005				
8/7/2024	<0.005	<0.005					
8/8/2024				<0.005	<0.005		
2/25/2025							<0.005
2/26/2025				<0.005		<0.005	
2/27/2025	<0.005	<0.005	<0.005				
2/28/2025					<0.005		
8/28/2025						<0.005	<0.005
9/2/2025	<0.005	<0.005	<0.005	<0.005			
9/3/2025					<0.005		
2/17/2026				<0.005			
2/18/2026	<0.005	0.00066 (J)	<0.005		0.00056 (J)	<0.005	<0.005

ND substitution: RL or RL/2 if <15% NDs.

Time Series

Constituent: Selenium (mg/L) Analysis Run 8/10/2026 3:48 PM

Plant Bowen Client: Southern Company Data: Bowen 1, 2, 9, & 10

	GWA-40 (bg)	GWA-41 (bg)	GWA-41R (bg)	GWA-42 (bg)	GWA-43 (bg)	GWA-43R (bg)	GWA-50 (bg)
12/12/2008							<0.005
4/23/2009							<0.005
10/6/2009							<0.005
4/27/2010							<0.005
9/30/2010							<0.005
4/14/2011							<0.005
10/5/2011							<0.005
4/11/2012							<0.005
10/2/2012							<0.005
4/9/2013							<0.005
10/15/2013							<0.005
4/10/2014							<0.005
10/1/2014							<0.005
3/30/2015							<0.005
10/11/2015							<0.005
3/11/2016				<0.005	0.00236 (J)	<0.005	
3/15/2016	<0.005	<0.005	<0.005				
3/28/2016							<0.005
5/11/2016	<0.005						
5/12/2016		<0.005					
5/13/2016			<0.005		<0.005	<0.005	
5/16/2016				<0.005			
5/23/2016							<0.005
7/19/2016					<0.005	<0.005	
7/20/2016		<0.005					
7/21/2016	<0.005		<0.005				
7/22/2016				<0.005			
8/1/2016							<0.005
9/15/2016	<0.005	<0.005					
9/16/2016					<0.005	<0.005	
9/19/2016				<0.005			
9/21/2016			<0.005				
9/26/2016							<0.005
11/2/2016					<0.005	<0.005	
11/3/2016	<0.005	<0.005	<0.005	<0.005			
11/10/2016							<0.005
1/17/2017	<0.005		<0.005	<0.005			
1/18/2017		<0.005			<0.005	<0.005	
1/30/2017							<0.005
3/24/2017	<0.005	<0.005					
3/27/2017			<0.005	<0.005			
3/28/2017					<0.005	<0.005	
4/7/2017							<0.005
5/24/2017	<0.005						
6/6/2017		<0.005	<0.005		<0.005	<0.005	
6/7/2017				<0.005			
6/12/2017							<0.005
9/22/2017					<0.005	<0.005	
9/25/2017		<0.005	<0.005				
9/26/2017	<0.005			<0.005			
10/2/2017							<0.005
3/14/2018	<0.005	<0.005	<0.005	<0.005	<0.005		

ND substitution: RL or RL/2 if <15% NDs.

Time Series

Constituent: Selenium (mg/L) Analysis Run 8/10/2026 3:48 PM

Plant Bowen Client: Southern Company Data: Bowen 1, 2, 9, & 10

	GWA-40 (bg)	GWA-41 (bg)	GWA-41R (bg)	GWA-42 (bg)	GWA-43 (bg)	GWA-43R (bg)	GWA-50 (bg)
3/15/2018						<0.005	
3/16/2018							<0.005
9/12/2018	<0.005	<0.005	<0.005		<0.005	<0.005	
9/14/2018				<0.005			
9/17/2018							<0.005
3/13/2019	<0.005				<0.005	<0.005	
3/14/2019		<0.005	<0.005	<0.005			
3/19/2019							<0.005
9/9/2019	<0.005						
9/10/2019		<0.005	<0.005	<0.005			
9/11/2019					<0.005	<0.005	
9/13/2019							<0.005
3/6/2020		<0.005		<0.005			
3/9/2020	<0.005		<0.005		<0.005	<0.005	
3/11/2020							<0.005
9/10/2020		<0.005	<0.005	<0.005			
9/11/2020	<0.005				<0.005		
9/14/2020						<0.005	
9/16/2020							<0.005
3/10/2021	<0.005		<0.005				
3/11/2021		<0.005		<0.005	<0.005	<0.005	
3/17/2021							<0.005
8/4/2021	<0.005	<0.005	<0.005	<0.005			
8/5/2021						<0.005	
8/6/2021					<0.005		
8/9/2021							<0.005
1/31/2022	<0.005	<0.005	<0.005	<0.005	<0.005	<0.005	
2/1/2022							<0.005
8/10/2022				<0.005		<0.005	
8/11/2022		<0.005	<0.005		<0.005		
8/12/2022	<0.005						
8/16/2022							<0.005
2/13/2023	<0.005	<0.005	<0.005	<0.005		<0.005	
2/14/2023					<0.005		
2/16/2023							<0.005
7/25/2023		<0.005	<0.005		<0.005	<0.005	
7/26/2023	<0.005			<0.005			
7/28/2023							<0.005
2/19/2024	<0.005	<0.005	<0.005				
2/20/2024				<0.005	<0.005	<0.005	
2/22/2024							<0.005
8/1/2024	<0.005	<0.005	<0.005	<0.005			
8/2/2024					<0.005	<0.005	
8/8/2024							<0.005
2/25/2025	<0.005	<0.005	<0.005	<0.005	<0.005	<0.005	
2/27/2025							<0.005
8/27/2025	<0.005		<0.005				
8/28/2025		<0.005		<0.005	<0.005	<0.005	
9/2/2025							<0.005
2/16/2026	<0.005	<0.005	<0.005	<0.005	<0.005	<0.005	
2/17/2026							<0.005

ND substitution: RL or RL/2 if <15% NDs.

Time Series

Constituent: Selenium (mg/L) Analysis Run 8/10/2026 3:48 PM

Plant Bowen Client: Southern Company Data: Bowen 1, 2, 9, & 10

	GWA-50R (bg)	GWC-5	GWC-6	GWC-6RZ	GWC-7Z	GWC-8RR	GWC-8Z
8/22/2007			<0.005		<0.005	<0.005	<0.005
8/23/2007		<0.005					
10/25/2007		<0.005	<0.005		<0.005		
10/26/2007						<0.005	
11/1/2007							<0.005
11/19/2007		<0.005					
11/20/2007			<0.005		<0.005	<0.005	<0.005
1/16/2008					<0.005		
1/23/2008		<0.005	<0.005			<0.005	<0.005
3/6/2008					<0.005		
3/10/2008						<0.005	<0.005
3/11/2008		<0.005	<0.005				
5/6/2008						<0.005	
5/12/2008		<0.005					<0.005
5/13/2008					<0.005		
5/14/2008			<0.005				
12/11/2008		<0.005	<0.005				
12/12/2008	<0.005					<0.005	<0.005
12/13/2008					<0.005		
4/15/2009		<0.005			<0.005		
4/22/2009							<0.005
4/23/2009	<0.005		<0.005			<0.005	
10/6/2009	<0.005						
10/8/2009						<0.005	<0.005
10/9/2009		0.015 (O)	<0.005		0.02 (o)		
4/27/2010					<0.005		
4/28/2010							<0.005
5/3/2010	<0.005						
5/4/2010		<0.005	<0.005			<0.005	
10/5/2010					<0.005		
10/7/2010						<0.005	<0.005
10/11/2010	<0.005		<0.005				
10/12/2010		<0.005					
4/19/2011					<0.005		
4/20/2011							<0.005
4/26/2011			<0.005			<0.005	
4/27/2011	<0.005						
4/28/2011		<0.005					
10/12/2011					<0.005		<0.005
10/18/2011			<0.005			<0.005	
10/19/2011	<0.005	<0.005					
4/24/2012					<0.005		
4/30/2012						<0.005	<0.005
5/1/2012	<0.005						
5/2/2012		<0.005	<0.005				
10/2/2012	<0.005						
10/3/2012					<0.005	<0.005	<0.005
10/8/2012			<0.005				
10/9/2012		0.0054					
4/8/2013						<0.005	
4/9/2013					<0.005		<0.005
4/10/2013	<0.005		<0.005				

ND substitution: RL or RL/2 if <15% NDs.

Time Series

Constituent: Selenium (mg/L) Analysis Run 8/10/2026 3:48 PM

Plant Bowen Client: Southern Company Data: Bowen 1, 2, 9, & 10

	GWA-50R (bg)	GWC-5	GWC-6	GWC-6RZ	GWC-7Z	GWC-8RR	GWC-8Z
4/11/2013		0.0072					
10/8/2013			<0.005		<0.005		
10/9/2013						<0.005	<0.005
10/16/2013	<0.005	<0.005					
4/9/2014							<0.005
4/10/2014					<0.005	<0.005	
4/14/2014			<0.005				
4/22/2014	<0.005						
4/23/2014		0.0067					
10/1/2014	<0.005						
10/2/2014					<0.005	<0.005	<0.005
10/3/2014		<0.005	<0.005				
3/30/2015	<0.005						
3/31/2015		<0.005					
4/1/2015			<0.005				
4/2/2015					<0.005		<0.005
4/3/2015						<0.005	
5/26/2015				<0.005			<0.005
6/18/2015				<0.005			<0.005
7/2/2015				<0.005			<0.005
10/8/2015						<0.005	<0.005
10/9/2015			<0.005	<0.005			
10/10/2015					<0.005		
10/11/2015	<0.005						
10/12/2015		<0.005					
3/22/2016							<0.005
3/28/2016	<0.005	<0.005					
3/29/2016			<0.005	<0.005			
3/30/2016						<0.005	
5/24/2016			<0.005	<0.005		<0.005	
5/25/2016	<0.005	<0.005					<0.005
5/31/2016					<0.005		
8/1/2016	<0.005	<0.005	<0.005	<0.005			
8/2/2016					<0.005	<0.005	<0.005
9/26/2016	<0.005		<0.005	<0.005			<0.005
9/27/2016		<0.005			<0.005	<0.005	
11/11/2016	<0.005	<0.005					
11/14/2016				<0.005			
11/18/2016			<0.005				
11/21/2016					<0.005		<0.005
11/22/2016						<0.005	
1/30/2017	<0.005						
1/31/2017		<0.005					
2/1/2017			<0.005	<0.005	<0.005		
2/3/2017							<0.005
2/6/2017						<0.005	
4/3/2017	<0.005	<0.005					
4/6/2017			<0.005	<0.005	<0.005	<0.005	
4/7/2017							<0.005
6/12/2017	<0.005	<0.005					
6/13/2017			<0.005	<0.005	<0.005		<0.005
6/14/2017						<0.005	

ND substitution: RL or RL/2 if <15% NDs.

Time Series

Constituent: Selenium (mg/L) Analysis Run 8/10/2026 3:48 PM

Plant Bowen Client: Southern Company Data: Bowen 1, 2, 9, & 10

	GWA-50R (bg)	GWC-5	GWC-6	GWC-6RZ	GWC-7Z	GWC-8RR	GWC-8Z
7/14/2017					<0.005		
10/2/2017	<0.005						
10/3/2017		<0.005	<0.005	<0.005	<0.005		<0.005
10/4/2017						<0.005	
3/16/2018	<0.005						
3/19/2018		<0.005	<0.005				
3/20/2018				<0.005	<0.005		<0.005
3/21/2018						<0.005	
9/17/2018		<0.005	<0.005	<0.005			
9/18/2018	<0.005				<0.005	<0.005	<0.005
3/19/2019	<0.005						
3/20/2019		<0.005					
3/21/2019			<0.005	<0.005	<0.005		
3/27/2019						<0.005	
5/6/2019							<0.005
9/12/2019	<0.005						
9/13/2019					<0.005		
9/16/2019		<0.005	<0.005	<0.005		<0.005	<0.005
3/11/2020	<0.005						
3/12/2020			<0.005	<0.005	<0.005	<0.005	
3/16/2020		<0.005					<0.005
9/15/2020	<0.005						
9/16/2020		<0.005	<0.005	<0.005	<0.005		
9/17/2020						<0.005	<0.005
3/17/2021	<0.005	0.0019 (J)	<0.005	0.0038 (J)	<0.005	<0.005	
3/18/2021							0.0089
8/9/2021	<0.005	<0.005					
8/10/2021			<0.005	<0.005	<0.005	<0.005	<0.005
2/2/2022	<0.005	<0.005	<0.005	<0.005	<0.005	<0.005	<0.005
8/16/2022		<0.005					
8/17/2022	<0.005		<0.005	<0.005	<0.005	<0.005	<0.005
2/16/2023	<0.005						
2/17/2023			<0.005	<0.005			
2/20/2023		<0.005			<0.005		<0.005
2/21/2023						<0.005	
7/28/2023	<0.005	<0.005		<0.005			
7/31/2023			<0.005		<0.005	<0.005	<0.005
2/22/2024	<0.005						
2/26/2024		<0.005	<0.005	<0.005	<0.005		<0.005
2/27/2024						<0.005	
8/8/2024	<0.005	<0.005	<0.005	<0.005	<0.005		
8/12/2024						<0.005	<0.005
2/27/2025		<0.005	<0.005	<0.005	<0.005		
2/28/2025	<0.005						<0.005
3/4/2025						<0.005	
9/2/2025	<0.005			<0.005			
9/3/2025		<0.005	<0.005		<0.005	<0.005	<0.005
2/17/2026	<0.005						
2/19/2026		<0.005			<0.005	<0.005	<0.005
2/20/2026			<0.005	<0.005			

ND substitution: RL or RL/2 if <15% NDs.

Time Series

Constituent: Selenium (mg/L) Analysis Run 8/10/2026 3:48 PM

Plant Bowen Client: Southern Company Data: Bowen 1, 2, 9, & 10

	GWC-9	GWC-10	GWC-10R	GWC-11	GWC-11R	GWC-12	GWC-13
8/21/2007		<0.005	<0.005	<0.005	<0.005	<0.005	<0.005
8/23/2007	<0.005						
11/1/2007	<0.005	<0.005	<0.005	<0.005	<0.005	<0.005	<0.005
11/18/2007				<0.005	<0.005		
11/19/2007	<0.005					<0.005	<0.005
11/20/2007		<0.005	<0.005				
1/15/2008	<0.005						
1/16/2008						<0.005	
1/30/2008		<0.005	<0.005	<0.005	<0.005		
1/31/2008							<0.005
3/5/2008				<0.005		<0.005	<0.005
3/6/2008	<0.005	<0.005	<0.005		<0.005		
5/7/2008				<0.005	<0.005		
5/8/2008			<0.005				
5/12/2008		<0.005					<0.005
5/13/2008	<0.005					<0.005	
12/12/2008	<0.005						
12/13/2008		<0.005				<0.005	<0.005
12/14/2008			<0.005	<0.005	<0.005		
4/16/2009	<0.005					<0.005	
4/28/2009							<0.005
4/29/2009		<0.005	<0.005	<0.005	<0.005		
10/13/2009	<0.005						
10/20/2009		<0.005					
10/21/2009			<0.005			<0.005	<0.005
10/22/2009				<0.005	<0.005		
4/21/2010	<0.005		<0.005	<0.005	<0.005		
4/26/2010		<0.005					
4/27/2010						<0.005	
4/28/2010							<0.005
9/28/2010			<0.005	<0.005			
9/29/2010	<0.005	<0.005			<0.005		
10/5/2010						<0.005	<0.005
4/12/2011			<0.005	<0.005			
4/13/2011	<0.005	<0.005			<0.005		
4/19/2011						<0.005	<0.005
10/4/2011			<0.005	<0.005	<0.005		
10/5/2011	<0.005	<0.005					
10/12/2011						<0.005	
10/18/2011							<0.005
4/3/2012			<0.005	<0.005			
4/4/2012	<0.005	<0.005			<0.005		
4/24/2012						<0.005	
4/25/2012							<0.005
10/2/2012						<0.005	<0.005
10/3/2012		<0.005		<0.005	<0.005		
10/8/2012	<0.005		<0.005				
4/2/2013						<0.005	<0.005
4/3/2013		<0.005	<0.005	<0.005	<0.005		
4/8/2013	<0.005						
10/8/2013							<0.005
10/9/2013	<0.005			<0.005	<0.005	<0.005	

ND substitution: RL or RL/2 if <15% NDs.

Time Series

Constituent: Selenium (mg/L) Analysis Run 8/10/2026 3:48 PM

Plant Bowen Client: Southern Company Data: Bowen 1, 2, 9, & 10

	GWC-9	GWC-10	GWC-10R	GWC-11	GWC-11R	GWC-12	GWC-13
10/15/2013		<0.005	<0.005				
4/1/2014						<0.005	<0.005
4/2/2014				<0.005	<0.005		
4/9/2014	<0.005	<0.005	<0.005				
9/30/2014	<0.005						
10/1/2014							<0.005
10/2/2014		<0.005	<0.005	<0.005	<0.005	<0.005	
4/1/2015				<0.005	<0.005	<0.005	<0.005
4/2/2015	<0.005	<0.005	<0.005				
10/10/2015	<0.005	<0.005					
10/11/2015				<0.005	<0.005		
10/12/2015			<0.005				
10/14/2015						<0.005	
10/15/2015							0.0055
3/30/2016	0.00388 (J)						
3/31/2016		<0.005	<0.005				
4/4/2016				<0.005	<0.005	<0.005	0.00286 (J)
5/26/2016	<0.005	<0.005	<0.005	<0.005	<0.005		
5/27/2016						<0.005	
5/31/2016							0.00303 (J)
8/3/2016			<0.005	<0.005		<0.005	
8/4/2016					<0.005		0.005 (J)
8/5/2016	<0.005	<0.005					
9/28/2016	<0.005	<0.005	<0.005	<0.005	<0.005		
9/29/2016							0.0074 (J)
9/30/2016						<0.005	
11/21/2016	<0.005						
11/22/2016		<0.005	<0.005	<0.005	<0.005	<0.005	
11/28/2016							0.0073 (J)
2/6/2017	<0.005						
2/7/2017		<0.005	<0.005				
2/8/2017				<0.005	<0.005		
2/9/2017							0.0067 (J)
2/13/2017						<0.005	
4/6/2017	<0.005						
4/10/2017		<0.005	<0.005	<0.005	<0.005		
4/11/2017						<0.005	
4/12/2017							0.0048 (J)
6/13/2017	<0.005						
6/14/2017		<0.005	<0.005			<0.005	
6/15/2017				<0.005	<0.005		
6/16/2017							0.007 (J)
10/3/2017	<0.005						
10/4/2017		<0.005	<0.005	<0.005	<0.005	<0.005	
10/9/2017							0.0048 (J)
3/20/2018	<0.005	<0.005					
3/21/2018			<0.005	<0.005			0.0021 (J)
3/22/2018					<0.005	<0.005	
9/18/2018	<0.005	<0.005	<0.005	<0.005	<0.005	<0.005	
9/19/2018							0.0019 (J)
3/21/2019	<0.005						
3/22/2019		<0.005	<0.005				

ND substitution: RL or RL/2 if <15% NDs.

Time Series

Constituent: Selenium (mg/L) Analysis Run 8/10/2026 3:48 PM

Plant Bowen Client: Southern Company Data: Bowen 1, 2, 9, & 10

	GWC-9	GWC-10	GWC-10R	GWC-11	GWC-11R	GWC-12	GWC-13
3/23/2019				<0.005	<0.005	<0.005	<0.005
9/16/2019	<0.005						
9/17/2019		<0.005	<0.005	<0.005	<0.005	<0.005	
9/18/2019							0.0018 (J)
3/12/2020	<0.005	<0.005	<0.005	<0.005	<0.005	<0.005	
3/13/2020							0.0019 (J)
9/17/2020	<0.005	<0.005	<0.005				
9/21/2020				<0.005	<0.005	<0.005	
9/22/2020							<0.005
3/18/2021	<0.005	<0.005	<0.005				0.0021 (J)
3/19/2021				<0.005	<0.005	<0.005	
8/10/2021	<0.005	<0.005					
8/11/2021			<0.005	<0.005	<0.005	<0.005	<0.005
2/2/2022	<0.005					<0.005	
2/4/2022		<0.005	<0.005	<0.005	<0.005		
2/17/2022							<0.005
8/17/2022	<0.005	<0.005					
8/18/2022			<0.005	<0.005	<0.005	<0.005	<0.005
2/20/2023		<0.005	<0.005	<0.005	<0.005		
2/21/2023	<0.005					<0.005	
2/22/2023							<0.005
7/31/2023	<0.005	<0.005	<0.005				
8/1/2023				<0.005	<0.005	<0.005	<0.005
2/27/2024	<0.005	<0.005	<0.005			<0.005	<0.005
2/28/2024				<0.005	<0.005		
8/12/2024	<0.005	<0.005	<0.005		<0.005	<0.005	0.0014 (J)
8/13/2024				<0.005			
2/28/2025	0.0013 (J)	<0.005					
3/3/2025			<0.005		<0.005		<0.005
3/4/2025				<0.005		<0.005	
9/3/2025	<0.005	<0.005	<0.005	<0.005	<0.005	<0.005	<0.005
2/18/2026	0.0006 (J)					<0.005	
2/19/2026		<0.005	<0.005	<0.005			0.0013 (J)
2/20/2026					<0.005		

ND substitution: RL or RL/2 if <15% NDs.

Time Series

Constituent: Selenium (mg/L) Analysis Run 8/10/2026 3:48 PM

Plant Bowen Client: Southern Company Data: Bowen 1, 2, 9, & 10

	GWC-13RZ	GWC-14Z	GWC-15R	GWC-15Z	GWC-44	GWC-45	GWC-45R
8/21/2007	<0.005						
8/23/2007			<0.005				
8/24/2007		<0.005		<0.005		<0.005	<0.005
10/23/2007						<0.005	<0.005
11/1/2007	<0.005						
11/2/2007		<0.005	<0.005	<0.005			
11/17/2007		<0.005	<0.005				
11/18/2007				<0.005		<0.005	<0.005
11/19/2007	<0.005						
1/15/2008		<0.005	<0.005	<0.005		<0.005	<0.005
1/31/2008	<0.005						
3/5/2008	<0.005	<0.005				<0.005	<0.005
3/6/2008			<0.005				
3/10/2008				<0.005			
5/7/2008	<0.005	<0.005	<0.005				
5/12/2008							<0.005
5/13/2008				<0.005			
5/14/2008						<0.005	
12/2/2008		<0.005	<0.005	<0.005		<0.005	<0.005
12/12/2008	<0.005						
4/16/2009		<0.005					
4/28/2009			<0.005	<0.005		<0.005	<0.005
4/29/2009	<0.005						
10/13/2009							<0.005
10/19/2009			<0.005				
10/20/2009		<0.005		<0.005		<0.005	
10/21/2009	<0.005						
4/20/2010		<0.005				<0.005	
4/21/2010							<0.005
4/27/2010			<0.005	<0.005			
4/28/2010	<0.005						
9/28/2010						<0.005	
9/29/2010		<0.005					
10/4/2010			<0.005				<0.005
10/5/2010				<0.005			
10/6/2010	<0.005						
4/12/2011		<0.005				<0.005	
4/18/2011			<0.005				<0.005
4/19/2011				<0.005			
4/20/2011	<0.005						
10/4/2011		<0.005				<0.005	
10/5/2011							<0.005
10/12/2011	<0.005		<0.005	<0.005			
4/3/2012						<0.005	
4/4/2012		<0.005					
4/23/2012			<0.005				
4/25/2012	<0.005			<0.005			
5/3/2012							<0.005
10/2/2012	<0.005						
10/10/2012		<0.005	<0.005	<0.005			
10/15/2012						<0.005	<0.005
4/2/2013	<0.005						

ND substitution: RL or RL/2 if <15% NDs.

Time Series

Constituent: Selenium (mg/L) Analysis Run 8/10/2026 3:48 PM

Plant Bowen Client: Southern Company Data: Bowen 1, 2, 9, & 10

	GWC-13RZ	GWC-14Z	GWC-15R	GWC-15Z	GWC-44	GWC-45	GWC-45R
4/15/2013		<0.005	<0.005				
4/16/2013				<0.005		<0.005	<0.005
10/8/2013	<0.005						
10/22/2013		<0.005	<0.005	<0.005		<0.005	<0.005
4/1/2014	<0.005						
4/21/2014		<0.005	<0.005	<0.005			
4/23/2014						<0.005	<0.005
9/30/2014		<0.005	<0.005	<0.005			
10/1/2014	<0.005					<0.005	<0.005
3/31/2015	<0.005						
4/3/2015		<0.005	<0.005	<0.005		<0.005	<0.005
10/6/2015				<0.005			
10/7/2015		<0.005	<0.005			<0.005	
10/9/2015							<0.005
10/14/2015	<0.005						
3/16/2016					0.00622 (J)	<0.005	<0.005
4/4/2016	<0.005						
4/5/2016		<0.005	<0.005	<0.005			
5/16/2016					0.0021 (J)	<0.005	<0.005
5/31/2016			<0.005	<0.005			
6/1/2016	<0.005	<0.005					
7/25/2016					<0.005	<0.005	<0.005
8/4/2016			<0.005				
8/9/2016		<0.005					
9/19/2016					<0.005	<0.005	<0.005
9/29/2016			<0.005				
11/3/2016					<0.005		<0.005
11/4/2016						<0.005	
11/23/2016			0.0016 (J)	<0.005			
11/28/2016		<0.005					
1/19/2017					<0.005		
1/20/2017							<0.005
1/23/2017						<0.005	
2/9/2017		<0.005					
2/10/2017			<0.005	<0.005			
2/22/2017	0.0014 (J)						
3/28/2017					0.0033 (J)		
3/29/2017						<0.005	<0.005
4/11/2017	0.0024 (J)	<0.005		<0.005			
4/12/2017			<0.005				
6/5/2017					0.0068 (J)		
6/7/2017						<0.005	<0.005
6/14/2017		<0.005					
6/15/2017			<0.005	<0.005			
6/16/2017	<0.005						
7/12/2017	0.0019 (J)	<0.005		<0.005			
7/26/2017				<0.005			
7/28/2017	<0.005						
8/10/2017	0.0019 (J)						
9/26/2017					0.0037 (J)		
9/27/2017						<0.005	<0.005
10/5/2017		<0.005					

ND substitution: RL or RL/2 if <15% NDs.

Time Series

Constituent: Selenium (mg/L) Analysis Run 8/10/2026 3:48 PM

Plant Bowen Client: Southern Company Data: Bowen 1, 2, 9, & 10

	GWC-13RZ	GWC-14Z	GWC-15R	GWC-15Z	GWC-44	GWC-45	GWC-45R
10/6/2017	<0.005		<0.005	<0.005			
3/15/2018					0.0031 (J)	<0.005	<0.005
3/22/2018		<0.005					
3/23/2018	<0.005		<0.005	<0.005			
9/12/2018					<0.005		
9/13/2018						<0.005	<0.005
9/19/2018		<0.005	<0.005	<0.005			
9/20/2018	<0.005						
3/14/2019					0.0042 (J)	<0.005	<0.005
3/22/2019	<0.005	<0.005		<0.005			
3/25/2019			<0.005				
9/11/2019					0.0021 (J)	<0.005	<0.005
9/17/2019		<0.005	<0.005	<0.005			
9/19/2019	<0.005						
3/10/2020					0.0063 (J)	<0.005	<0.005
3/13/2020		0.0016 (J)	<0.005	<0.005			
3/17/2020	<0.005						
9/11/2020						<0.005	<0.005
9/15/2020					<0.005		
9/21/2020		<0.005	<0.005	<0.005			
9/22/2020	<0.005						
3/11/2021					<0.005	<0.005	<0.005
3/18/2021		0.0016 (J)	<0.005	<0.005			
3/19/2021	<0.005						
8/4/2021					0.0036 (J)		
8/6/2021						<0.005	<0.005
8/11/2021		<0.005	<0.005	<0.005			
8/12/2021	<0.005						
1/31/2022					0.0018 (J)		
2/1/2022						<0.005	<0.005
2/4/2022	<0.005	<0.005	<0.005				
2/7/2022				<0.005			
8/12/2022						<0.005	<0.005
8/15/2022					<0.005		
8/18/2022		<0.005					
8/19/2022	<0.005		<0.005	<0.005			
2/14/2023					<0.005		
2/15/2023						<0.005	<0.005
2/22/2023	<0.005	<0.005	<0.005	<0.005			
7/26/2023					<0.005	<0.005	<0.005
8/1/2023		<0.005		<0.005			
8/2/2023	<0.005		<0.005				
2/20/2024					<0.005	<0.005	<0.005
2/28/2024	<0.005	<0.005	<0.005	<0.005			
8/5/2024						<0.005	<0.005
8/6/2024					<0.005		
8/13/2024	0.001 (J)	<0.005	<0.005	<0.005			
2/26/2025					0.0026 (J)	<0.005	<0.005
3/3/2025		<0.005	<0.005	<0.005			
3/4/2025	<0.005						
8/28/2025					<0.005		
9/2/2025						<0.005	<0.005

ND substitution: RL or RL/2 if <15% NDs.

Time Series

Constituent: Selenium (mg/L) Analysis Run 8/10/2026 3:48 PM

Plant Bowen Client: Southern Company Data: Bowen 1, 2, 9, & 10

	GWC-13RZ	GWC-14Z	GWC-15R	GWC-15Z	GWC-44	GWC-45	GWC-45R
9/4/2025	<0.005	<0.005	<0.005	<0.005			
2/16/2026					<0.005		
2/17/2026						<0.005	<0.005
2/20/2026	0.00053 (J)						
2/24/2026		<0.005	<0.005	<0.005			

ND substitution: RL or RL/2 if <15% NDs.

Time Series

Constituent: Selenium (mg/L) Analysis Run 8/10/2026 3:48 PM

Plant Bowen Client: Southern Company Data: Bowen 1, 2, 9, & 10

	GWC-46R	GWC-47	GWC-47R	GWC-48	GWC-49R	GWC-49Z
3/10/2016	<0.005	<0.005	<0.005	<0.005		
3/17/2016					<0.005	<0.005
5/17/2016	<0.005			<0.005		
5/18/2016		<0.005	<0.005		<0.005	<0.005
7/26/2016	0.0009 (J)					
7/27/2016		<0.005	<0.005	0.0009 (J)	<0.005	
7/28/2016						<0.005
9/20/2016	<0.005	<0.005	<0.005	<0.005		
9/21/2016					<0.005	<0.005
11/4/2016	<0.005		<0.005	<0.005	<0.005	
11/7/2016		<0.005				<0.005
1/20/2017	<0.005		<0.005			
1/23/2017		<0.005		<0.005		
1/24/2017					<0.005	<0.005
3/28/2017	<0.005			<0.005		
3/29/2017		<0.005	<0.005		<0.005	
3/30/2017						<0.005
6/7/2017	<0.005					
6/8/2017		<0.005	<0.005	<0.005	<0.005	
6/9/2017						<0.005
9/27/2017		<0.005	<0.005			
9/29/2017	<0.005			<0.005	<0.005	<0.005
3/15/2018	<0.005	<0.005		<0.005	<0.005	<0.005
3/16/2018			<0.005			
9/13/2018	<0.005	<0.005	<0.005	<0.005	<0.005	
9/14/2018						<0.005
3/15/2019		<0.005		<0.005		
3/18/2019	<0.005				<0.005	
3/19/2019			<0.005			<0.005
9/11/2019	<0.005		<0.005	<0.005	<0.005	<0.005
9/12/2019		<0.005				
3/9/2020		<0.005	<0.005	<0.005		<0.005
3/10/2020	<0.005					
3/11/2020					<0.005	
9/11/2020					<0.005	
9/14/2020	<0.005	<0.005		<0.005		<0.005
9/15/2020			<0.005			
3/11/2021	<0.005	<0.005	<0.005	<0.005		
3/15/2021					<0.005	<0.005
8/4/2021				<0.005		
8/5/2021	<0.005	<0.005	<0.005			<0.005
8/11/2021					<0.005	
1/31/2022	<0.005			<0.005		
2/1/2022		<0.005	<0.005		<0.005	<0.005
8/15/2022	<0.005	<0.005	<0.005	<0.005	<0.005	<0.005
2/14/2023	<0.005				<0.005	<0.005
2/15/2023		<0.005	<0.005	<0.005		
7/26/2023	<0.005			0.0016 (J)		
7/27/2023		<0.005	<0.005		<0.005	<0.005
2/21/2024	<0.005	<0.005	<0.005	0.0011 (J)	<0.005	<0.005
8/5/2024	<0.005	<0.005	<0.005	0.0013 (J)		
8/6/2024					<0.005	<0.005

ND substitution: RL or RL/2 if <15% NDs.

Time Series

Constituent: Selenium (mg/L) Analysis Run 8/10/2026 3:48 PM

Plant Bowen Client: Southern Company Data: Bowen 1, 2, 9, & 10

	GWC-46R	GWC-47	GWC-47R	GWC-48	GWC-49R	GWC-49Z
2/26/2025	<0.005	<0.005	<0.005	0.0069	<0.005	<0.005
5/1/2025				0.006		
8/28/2025		<0.005				
8/29/2025	<0.005			0.0035 (J)	<0.005	<0.005
9/2/2025			<0.005			
9/24/2025	<0.005					
2/16/2026	<0.005					
2/17/2026		0.00051 (J)	<0.005	0.0014 (J)	<0.005	<0.005

ND substitution: RL or RL/2 if <15% NDs.

Time Series

Constituent: Silver (mg/L) Analysis Run 8/10/2026 3:48 PM

Plant Bowen Client: Southern Company Data: Bowen 1, 2, 9, & 10

	GWA-1 (bg)	GWA-2 (bg)	GWA-2R (bg)	GWA-3A (bg)	GWA-4RZ (bg)	GWA-39RZ (bg)	GWA-39Z (bg)
8/23/2007	<0.001	<0.001	<0.001	<0.001			
10/23/2007	<0.001						
10/24/2007		<0.001	<0.001				
11/2/2007				<0.001			
11/18/2007	<0.001	<0.001	<0.001	<0.001			
1/30/2008	<0.001						
1/31/2008		<0.001	<0.001	<0.001			
3/10/2008	<0.001		<0.001				
3/11/2008		<0.001		<0.001			
5/6/2008		<0.001					
5/13/2008	<0.001		<0.001				
5/14/2008				<0.001			
12/4/2008		<0.001	<0.001				
12/5/2008	<0.001			<0.001			
4/15/2009	<0.001			<0.001			
4/21/2009		<0.001	<0.001				
5/20/2009					<0.001		
10/7/2009	<0.001	<0.001					
10/8/2009			<0.001	<0.001			
10/19/2009					<0.001		
4/21/2010			<0.001				
4/26/2010		<0.001					
4/27/2010					<0.001		
4/28/2010				<0.001			
5/3/2010	<0.001						
9/28/2010			<0.001				
10/4/2010		<0.001			<0.001		
10/6/2010				<0.001			
10/12/2010	<0.001						
4/12/2011			<0.001				
4/13/2011		<0.001					
4/14/2011					<0.001		
4/21/2011				<0.001			
4/27/2011	<0.001						
10/4/2011			<0.001				
10/5/2011		<0.001			<0.001		
10/13/2011				<0.001			
10/17/2011	<0.001						
4/3/2012			<0.001				
4/11/2012		<0.001			<0.001		
5/1/2012				<0.001			
5/2/2012	<0.001						
10/2/2012					<0.001		
10/8/2012	<0.001						
10/9/2012		<0.001	<0.001	<0.001			
4/11/2013			<0.001	<0.001	<0.001		
4/12/2013	<0.001						
4/15/2013		<0.001					
10/15/2013		<0.001					
10/16/2013	<0.001		<0.001	<0.001			
10/21/2013					<0.001		
4/10/2014			<0.001				

ND substitution: RL or RL/2 if <15% NDs.

Time Series

Constituent: Silver (mg/L) Analysis Run 8/10/2026 3:48 PM

Plant Bowen Client: Southern Company Data: Bowen 1, 2, 9, & 10

	GWA-1 (bg)	GWA-2 (bg)	GWA-2R (bg)	GWA-3A (bg)	GWA-4RZ (bg)	GWA-39RZ (bg)	GWA-39Z (bg)
4/11/2014	<0.001						
4/22/2014		<0.001					
4/23/2014				<0.001	<0.001		
9/30/2014	<0.001	<0.001	<0.001				
10/4/2014				<0.001	<0.001		
3/30/2015	<0.001	<0.001	<0.001				
3/31/2015				<0.001	<0.001		
10/11/2015					<0.001		
10/12/2015				<0.001			
10/13/2015	<0.001	<0.001	<0.001				
3/14/2016							<0.001
3/22/2016	<0.001						
3/23/2016		<0.001	<0.001	<0.001			
5/11/2016							<0.001
7/19/2016							<0.001
7/29/2016	<0.001	<0.001	<0.001	<0.001			
9/15/2016							<0.001
11/2/2016							<0.001
1/18/2017							<0.001
2/21/2017						<0.001	
3/27/2017						<0.001	
3/28/2017							<0.001
3/30/2017	<0.001	<0.001		<0.001			
4/3/2017			<0.001				
4/7/2017					<0.001		
9/26/2017							<0.001
9/29/2017						<0.001	
10/2/2017	<0.001	<0.001	<0.001				
10/3/2017					<0.001		
10/4/2017				<0.001			
3/14/2018							<0.001
3/16/2018	<0.001		<0.001			<0.001	
3/19/2018		<0.001		<0.001			
3/21/2018					<0.001		
9/12/2018							<0.001
9/14/2018		<0.001	<0.001			<0.001	
9/17/2018	<0.001			<0.001			
9/18/2018					<0.001		
3/14/2019						<0.001	
3/15/2019							<0.001
3/19/2019			<0.001				
3/20/2019	<0.001	<0.001		<0.001			
3/21/2019					<0.001		
9/9/2019							<0.001
9/11/2019						<0.001	
9/12/2019	<0.001	<0.001					
9/13/2019			<0.001	<0.001	<0.001		
3/9/2020						<0.001	<0.001
3/11/2020	<0.001	<0.001	<0.001	<0.001			
3/12/2020					<0.001		
9/10/2020							<0.001
9/15/2020	<0.001	<0.001	<0.001				

ND substitution: RL or RL/2 if <15% NDs.

Time Series

Constituent: Silver (mg/L) Analysis Run 8/10/2026 3:48 PM

Plant Bowen Client: Southern Company Data: Bowen 1, 2, 9, & 10

	GWA-1 (bg)	GWA-2 (bg)	GWA-2R (bg)	GWA-3A (bg)	GWA-4RZ (bg)	GWA-39RZ (bg)	GWA-39Z (bg)
9/16/2020						<0.001	
9/17/2020					<0.001		
3/12/2021							<0.001
3/16/2021	<0.001		<0.001		<0.001	<0.001	
3/17/2021		<0.001					
3/29/2021				<0.001			
8/4/2021							<0.001
8/6/2021						<0.001	
8/9/2021	<0.001	<0.001	<0.001	<0.001			
8/10/2021					<0.001		
1/31/2022							<0.001
2/1/2022	<0.001	<0.001	<0.001				
2/2/2022				<0.001		<0.001	
2/3/2022					<0.001		
8/10/2022							<0.001
8/16/2022	<0.001	<0.001	<0.001	<0.001		<0.001	
8/17/2022					<0.001		
2/13/2023							<0.001
2/14/2023						<0.001	
2/16/2023	<0.001	<0.001	<0.001				
2/17/2023				<0.001	<0.001		
7/25/2023						<0.001	
7/26/2023							<0.001
7/27/2023	<0.001	<0.001	<0.001				
7/28/2023					<0.001		
8/1/2023				<0.001			
2/19/2024						<0.001	<0.001
2/22/2024	<0.001	<0.001		<0.001			
2/26/2024			<0.001				
2/27/2024					<0.001		
8/1/2024						<0.001	<0.001
8/6/2024			<0.001				
8/7/2024	<0.001	<0.001					
8/8/2024				<0.001	<0.001		
2/25/2025							<0.001
2/26/2025				<0.001		<0.001	
2/27/2025	<0.001	<0.001	<0.001				
2/28/2025					<0.001		
8/28/2025						<0.001	<0.001
9/2/2025	<0.001	<0.001	<0.001	<0.001			
9/3/2025					<0.001		
2/17/2026				<0.001			
2/18/2026	<0.001	<0.001	<0.001		<0.001	<0.001	<0.001

ND substitution: RL or RL/2 if <15% NDs.

Time Series

Constituent: Silver (mg/L) Analysis Run 8/10/2026 3:48 PM

Plant Bowen Client: Southern Company Data: Bowen 1, 2, 9, & 10

	GWA-40 (bg)	GWA-41 (bg)	GWA-41R (bg)	GWA-42 (bg)	GWA-43 (bg)	GWA-43R (bg)	GWA-50 (bg)
12/12/2008							<0.005
4/23/2009							<0.005
10/6/2009							<0.005
4/27/2010							<0.005
9/30/2010							<0.005
4/14/2011							<0.005
10/5/2011							<0.005
4/11/2012							<0.005
10/2/2012							<0.005
4/9/2013							<0.005
10/15/2013							<0.005
4/10/2014							0.00075 (J)
10/1/2014							<0.005
3/30/2015							<0.005
10/11/2015							<0.005
3/11/2016				<0.001	<0.001	<0.001	
3/15/2016	<0.001	<0.001	<0.001				
3/28/2016							<0.005
5/11/2016	<0.001						
5/12/2016		<0.001					
5/13/2016			<0.001		<0.001	<0.001	
5/16/2016				<0.001			
7/19/2016					<0.001	<0.001	
7/20/2016		<0.001					
7/21/2016	<0.001		<0.001				
7/22/2016				<0.001			
8/1/2016							0.0004 (J)
9/15/2016	<0.001	<0.001					
9/16/2016					<0.001	<0.001	
9/19/2016				<0.001			
9/21/2016			<0.001				
11/2/2016					<0.001	<0.001	
11/3/2016	<0.001	<0.001	<0.001	<0.001			
1/17/2017	<0.001		<0.001	<0.001			
1/18/2017		<0.001			<0.001	<0.001	
3/24/2017	<0.001	<0.001					
3/27/2017			<0.001	<0.001			
3/28/2017					<0.001	<0.001	
4/7/2017							0.0005 (J)
9/22/2017					<0.001	<0.001	
9/25/2017		<0.001	<0.001				
9/26/2017	<0.001			<0.001			
10/2/2017							0.0006 (J)
3/14/2018	<0.001	<0.001	<0.001	<0.001	<0.001		
3/15/2018						<0.001	
3/16/2018							<0.005
9/12/2018	<0.001	<0.001	<0.001		<0.001	<0.001	
9/14/2018				<0.001			
9/17/2018							<0.005
3/13/2019	<0.001				<0.001	<0.001	
3/14/2019		<0.001	<0.001	<0.001			
3/19/2019							<0.005

ND substitution: RL or RL/2 if <15% NDs.

Time Series

Constituent: Silver (mg/L) Analysis Run 8/10/2026 3:48 PM

Plant Bowen Client: Southern Company Data: Bowen 1, 2, 9, & 10

	GWA-40 (bg)	GWA-41 (bg)	GWA-41R (bg)	GWA-42 (bg)	GWA-43 (bg)	GWA-43R (bg)	GWA-50 (bg)
9/9/2019	<0.001						
9/10/2019		<0.001	<0.001	<0.001			
9/11/2019					<0.001	<0.001	
9/13/2019							0.00045 (J)
3/6/2020		<0.001		<0.001			
3/9/2020	<0.001		<0.001		<0.001	<0.001	
3/11/2020							0.00039 (J)
9/10/2020		<0.001	<0.001	<0.001			
9/11/2020	<0.001				<0.001		
9/14/2020						<0.001	
9/16/2020							0.00042 (J)
3/10/2021	<0.001		<0.001				
3/11/2021		<0.001		<0.001	<0.001	<0.001	
3/17/2021							0.00044 (J)
8/4/2021	<0.001	<0.001	<0.001	<0.001			
8/5/2021						<0.001	
8/6/2021					<0.001		
8/9/2021							<0.005
1/31/2022	<0.001	<0.001	<0.001	<0.001	<0.001	<0.001	
2/1/2022							<0.005
8/10/2022				<0.001		<0.001	
8/11/2022		<0.001	<0.001		<0.001		
8/12/2022	<0.001						
8/16/2022							<0.005
2/13/2023	<0.001	<0.001	<0.001	<0.001		<0.001	
2/14/2023					<0.001		
2/16/2023							<0.005
7/25/2023		<0.001	<0.001		<0.001	<0.001	
7/26/2023	<0.001			<0.001			
7/28/2023							0.00044 (J)
2/19/2024	<0.001	<0.001	<0.001				
2/20/2024				<0.001	<0.001	<0.001	
2/22/2024							0.00052 (J)
8/1/2024	<0.001	<0.001	<0.001	<0.001			
8/2/2024					<0.001	<0.001	
8/8/2024							0.00056 (J)
2/25/2025	<0.001	<0.001	<0.001	<0.001	<0.001	<0.001	
2/27/2025							0.00061 (J)
8/27/2025	<0.001		<0.001				
8/28/2025		<0.001		<0.001	<0.001	<0.001	
9/2/2025							0.00048 (J)
2/16/2026	<0.001	<0.001	<0.001	<0.001	<0.001	<0.001	
2/17/2026							0.00056 (J)

ND substitution: RL or RL/2 if <15% NDs.

Time Series

Constituent: Silver (mg/L) Analysis Run 8/10/2026 3:48 PM

Plant Bowen Client: Southern Company Data: Bowen 1, 2, 9, & 10

	GWA-50R (bg)	GWC-5	GWC-6	GWC-6RZ	GWC-7Z	GWC-8RR	GWC-8Z
8/22/2007			<0.001		<0.001	<0.001	<0.001
8/23/2007		<0.001					
10/25/2007		<0.001	<0.001		<0.001		
10/26/2007						<0.001	
11/1/2007							<0.001
11/19/2007		<0.001					
11/20/2007			<0.001		<0.001	<0.001	<0.001
1/16/2008					<0.001		
1/23/2008		<0.001	<0.001			<0.001	<0.001
3/6/2008					<0.001		
3/10/2008						<0.001	<0.001
3/11/2008		<0.001	<0.001				
5/6/2008						<0.001	
5/12/2008		<0.001					<0.001
5/13/2008					<0.001		
5/14/2008			<0.001				
12/11/2008		<0.001	<0.001				
12/12/2008	<0.0025					<0.001	<0.001
12/13/2008					<0.001		
4/15/2009		<0.001			<0.001		
4/22/2009							<0.001
4/23/2009	<0.0025		<0.001			<0.001	
10/6/2009	0.0048						
10/8/2009						<0.001	<0.001
10/9/2009		<0.001	<0.001		<0.001		
4/27/2010					<0.001		
4/28/2010							<0.001
5/3/2010	<0.0025						
5/4/2010		<0.001	<0.001			<0.001	
10/5/2010					<0.001		
10/7/2010						<0.001	<0.001
10/11/2010	<0.0025		<0.001				
10/12/2010		<0.001					
4/19/2011					<0.001		
4/20/2011							<0.001
4/26/2011			<0.001			<0.001	
4/27/2011	0.004						
4/28/2011		<0.001					
10/12/2011					<0.001		<0.001
10/18/2011			<0.001			<0.001	
10/19/2011	<0.0025	<0.001					
4/24/2012					<0.001		
4/30/2012						<0.001	<0.001
5/1/2012	<0.0025						
5/2/2012		<0.001	<0.001				
10/2/2012	<0.0025						
10/3/2012					<0.001	<0.001	<0.001
10/8/2012			<0.001				
10/9/2012		<0.001					
4/8/2013						<0.001	
4/9/2013					<0.001		<0.001
4/10/2013	<0.0025		<0.001				

ND substitution: RL or RL/2 if <15% NDs.

Time Series

Constituent: Silver (mg/L) Analysis Run 8/10/2026 3:48 PM

Plant Bowen Client: Southern Company Data: Bowen 1, 2, 9, & 10

	GWA-50R (bg)	GWC-5	GWC-6	GWC-6RZ	GWC-7Z	GWC-8RR	GWC-8Z
4/11/2013		<0.001					
10/8/2013			<0.001		<0.001		
10/9/2013						<0.001	<0.001
10/16/2013	0.0034	<0.001					
4/9/2014							<0.001
4/10/2014					<0.001	<0.001	
4/14/2014			<0.001				
4/22/2014	0.0034						
4/23/2014		<0.001					
10/1/2014	0.0012 (J)						
10/2/2014					<0.001	<0.001	<0.001
10/3/2014		<0.001	<0.001				
3/30/2015	0.003						
3/31/2015		<0.001					
4/1/2015			<0.001				
4/2/2015					<0.001		<0.001
4/3/2015						<0.001	
5/26/2015				<0.001			<0.001
6/18/2015				<0.001			<0.001
7/2/2015				<0.001			<0.001
10/8/2015						<0.001	<0.001
10/9/2015			<0.001	<0.001			
10/10/2015					<0.001		
10/11/2015	0.0018 (J)						
10/12/2015		<0.001					
3/22/2016							<0.001
3/28/2016	0.0022 (J)	<0.001					
3/29/2016			<0.001	<0.001			
3/30/2016						<0.001	
8/1/2016	0.0016 (J)	<0.001	<0.001	<0.001			
8/2/2016					<0.001	<0.001	<0.001
4/3/2017	0.0022 (J)	<0.001					
4/6/2017			<0.001	<0.001	<0.001	<0.001	
4/7/2017							<0.001
10/2/2017	0.0021 (J)						
10/3/2017		<0.001	<0.001	<0.001	<0.001		<0.001
10/4/2017						<0.001	
3/16/2018	0.0023 (J)						
3/19/2018		<0.001	<0.001				
3/20/2018				<0.001	<0.001		<0.001
3/21/2018						<0.001	
9/17/2018		<0.001	<0.001	<0.001			
9/18/2018	0.0017 (J)				<0.001	<0.001	<0.001
3/19/2019	0.0017 (J)						
3/20/2019		<0.001					
3/21/2019			<0.001	<0.001	<0.001		
3/27/2019						<0.001	
5/6/2019							<0.001
9/12/2019	0.0028 (J)						
9/13/2019					<0.001		
9/16/2019		<0.001	<0.001	<0.001		<0.001	<0.001
3/11/2020	0.0013 (J)						

ND substitution: RL or RL/2 if <15% NDs.

Time Series

Constituent: Silver (mg/L) Analysis Run 8/10/2026 3:48 PM

Plant Bowen Client: Southern Company Data: Bowen 1, 2, 9, & 10

	GWA-50R (bg)	GWC-5	GWC-6	GWC-6RZ	GWC-7Z	GWC-8RR	GWC-8Z
3/12/2020			<0.001	<0.001	<0.001	<0.001	
3/16/2020		<0.001					<0.001
9/15/2020	0.0012 (J)						
9/16/2020		<0.001	<0.001	<0.001	<0.001		
9/17/2020						<0.001	<0.001
3/17/2021	0.0026 (J)	<0.001	<0.001	<0.001	<0.001	<0.001	
3/18/2021							<0.001
8/9/2021	0.0015 (J)	<0.001					
8/10/2021			<0.001	<0.001	<0.001	<0.001	<0.001
2/2/2022	0.0012 (J)	<0.001	<0.001	<0.001	<0.001	<0.001	<0.001
8/16/2022		<0.001					
8/17/2022	0.0021 (J)		<0.001	<0.001	<0.001	<0.001	<0.001
2/16/2023	0.0011 (J)						
2/17/2023			<0.001	<0.001			
2/20/2023		<0.001			<0.001		<0.001
2/21/2023						<0.001	
7/28/2023	0.00091 (J)	<0.001		<0.001			
7/31/2023			<0.001		<0.001	<0.001	<0.001
2/22/2024	0.0013 (J)						
2/26/2024		<0.001	<0.001	<0.001	<0.001		<0.001
2/27/2024						<0.001	
8/8/2024	0.0011 (J)	<0.001	<0.001	<0.001	<0.001		
8/12/2024						<0.001	<0.001
2/27/2025		<0.001	<0.001	<0.001	<0.001		
2/28/2025	0.0016 (J)						<0.001
3/4/2025						<0.001	
9/2/2025	0.001			<0.001			
9/3/2025		<0.001	<0.001		<0.001	<0.001	<0.001
2/17/2026	0.0015						
2/19/2026		<0.001			<0.001	<0.001	<0.001
2/20/2026			<0.001	<0.001			

Time Series

Constituent: Silver (mg/L) Analysis Run 8/10/2026 3:48 PM

Plant Bowen Client: Southern Company Data: Bowen 1, 2, 9, & 10

	GWC-9	GWC-10	GWC-10R	GWC-11	GWC-11R	GWC-12	GWC-13
8/21/2007		<0.001	<0.001	<0.001	<0.001	<0.001	<0.001
8/23/2007	<0.001						
11/1/2007	<0.001	<0.001	<0.001	<0.001	<0.001	<0.001	<0.001
11/18/2007				<0.001	<0.001		
11/19/2007	<0.001					<0.001	<0.001
11/20/2007		<0.001	<0.001				
1/15/2008	<0.001						
1/16/2008						<0.001	
1/30/2008		<0.001	<0.001	<0.001	<0.001		
1/31/2008							<0.001
3/5/2008				<0.001		0.0046	<0.001
3/6/2008	<0.001	<0.001	<0.001		<0.001		
5/7/2008				<0.001	<0.001		
5/8/2008			<0.001				
5/12/2008		<0.001					<0.001
5/13/2008	<0.001					<0.001	
12/12/2008	<0.001						
12/13/2008		<0.001				<0.001	<0.001
12/14/2008			<0.001	<0.001	<0.001		
4/16/2009	<0.001					<0.001	
4/28/2009							<0.001
4/29/2009		<0.001	<0.001	<0.001	<0.001		
10/13/2009	<0.001						
10/20/2009		<0.001					
10/21/2009			<0.001			<0.001	<0.001
10/22/2009				<0.001	<0.001		
4/21/2010	<0.001		<0.001	<0.001	<0.001		
4/26/2010		<0.001					
4/27/2010						<0.001	
4/28/2010							<0.001
9/28/2010			<0.001	<0.001			
9/29/2010	<0.001	<0.001			<0.001		
10/5/2010						<0.001	<0.001
4/12/2011			<0.001	<0.001			
4/13/2011	<0.001	<0.001			<0.001		
4/19/2011						<0.001	<0.001
10/4/2011			<0.001	<0.001	<0.001		
10/5/2011	<0.001	<0.001					
10/12/2011						<0.001	
10/18/2011							<0.001
4/3/2012			<0.001	<0.001			
4/4/2012	<0.001	<0.001			<0.001		
4/24/2012						<0.001	
4/25/2012							<0.001
10/2/2012						<0.001	<0.001
10/3/2012		<0.001		<0.001	<0.001		
10/8/2012	<0.001		<0.001				
4/2/2013						<0.001	<0.001
4/3/2013		<0.001	<0.001	<0.001	<0.001		
4/8/2013	<0.001						
10/8/2013							<0.001
10/9/2013	<0.001			<0.001	<0.001	<0.001	

ND substitution: RL or RL/2 if <15% NDs.

Time Series

Constituent: Silver (mg/L) Analysis Run 8/10/2026 3:48 PM

Plant Bowen Client: Southern Company Data: Bowen 1, 2, 9, & 10

	GWC-9	GWC-10	GWC-10R	GWC-11	GWC-11R	GWC-12	GWC-13
10/15/2013		<0.001	<0.001				
4/1/2014						<0.001	<0.001
4/2/2014				<0.001	<0.001		
4/9/2014	<0.001	<0.001	<0.001				
9/30/2014	<0.001						
10/1/2014							<0.001
10/2/2014		<0.001	<0.001	<0.001	<0.001	<0.001	
4/1/2015				<0.001	<0.001	<0.001	<0.001
4/2/2015	<0.001	<0.001	<0.001				
10/10/2015	<0.001	<0.001					
10/11/2015				<0.001	<0.001		
10/12/2015			<0.001				
10/14/2015						<0.001	
10/15/2015							<0.001
3/30/2016	<0.001						
3/31/2016		<0.001	<0.001				
4/4/2016				<0.001	<0.001	<0.001	<0.001
8/3/2016			<0.001	<0.001		<0.001	
8/4/2016					<0.001		<0.001
8/5/2016	<0.001	<0.001					
4/6/2017	<0.001						
4/10/2017		<0.001	<0.001	<0.001	<0.001		
4/11/2017						<0.001	
4/12/2017							<0.001
10/3/2017	<0.001						
10/4/2017		<0.001	<0.001	<0.001	<0.001	<0.001	
10/9/2017							<0.001
3/20/2018	<0.001	<0.001					
3/21/2018			<0.001	<0.001			<0.001
3/22/2018					<0.001	<0.001	
9/18/2018	<0.001	<0.001	<0.001	<0.001	<0.001	<0.001	
9/19/2018							<0.001
3/21/2019	<0.001						
3/22/2019		<0.001	<0.001				
3/23/2019				<0.001	<0.001	<0.001	<0.001
9/16/2019	<0.001						
9/17/2019		<0.001	<0.001	<0.001	<0.001	<0.001	
9/18/2019							<0.001
3/12/2020	<0.001	<0.001	<0.001	<0.001	<0.001	<0.001	
3/13/2020							<0.001
9/17/2020	<0.001	<0.001	<0.001				
9/21/2020				<0.001	<0.001	<0.001	
9/22/2020							<0.001
3/18/2021	<0.001	<0.001	<0.001				<0.001
3/19/2021				<0.001	<0.001	<0.001	
8/10/2021	<0.001	<0.001					
8/11/2021			<0.001	<0.001	<0.001	<0.001	<0.001
2/2/2022	<0.001					<0.001	
2/4/2022		<0.001	<0.001	<0.001	<0.001		
2/17/2022							<0.001
8/17/2022	<0.001	<0.001					
8/18/2022			<0.001	<0.001	<0.001	<0.001	<0.001

ND substitution: RL or RL/2 if <15% NDs.

Time Series

Constituent: Silver (mg/L) Analysis Run 8/10/2026 3:48 PM

Plant Bowen Client: Southern Company Data: Bowen 1, 2, 9, & 10

	GWC-9	GWC-10	GWC-10R	GWC-11	GWC-11R	GWC-12	GWC-13
2/20/2023		<0.001	<0.001	<0.001	<0.001		
2/21/2023	<0.001					<0.001	
2/22/2023							<0.001
7/31/2023	<0.001	<0.001	<0.001				
8/1/2023				<0.001	<0.001	<0.001	<0.001
2/27/2024	<0.001	<0.001	<0.001			<0.001	<0.001
2/28/2024				<0.001	<0.001		
8/12/2024	<0.001	<0.001	<0.001		<0.001	<0.001	<0.001
8/13/2024				<0.001			
2/28/2025	<0.001	<0.001					
3/3/2025			<0.001		<0.001		<0.001
3/4/2025				<0.001		<0.001	
9/3/2025	<0.001	<0.001	<0.001	<0.001	<0.001	<0.001	<0.001
2/18/2026	<0.001					<0.001	
2/19/2026		<0.001	<0.001	<0.001			<0.001
2/20/2026					<0.001		

ND substitution: RL or RL/2 if <15% NDs.

Time Series

Constituent: Silver (mg/L) Analysis Run 8/10/2026 3:48 PM

Plant Bowen Client: Southern Company Data: Bowen 1, 2, 9, & 10

	GWC-13RZ	GWC-14Z	GWC-15R	GWC-15Z	GWC-44	GWC-45	GWC-45R
8/21/2007	<0.001						
8/23/2007			<0.001				
8/24/2007		<0.001		<0.001		<0.001	<0.001
10/23/2007						<0.001	<0.001
11/1/2007	<0.001						
11/2/2007		<0.001	<0.001	<0.001			
11/17/2007		<0.001	<0.001				
11/18/2007				<0.001		<0.001	<0.001
11/19/2007	<0.001						
1/15/2008		<0.001	<0.001	<0.001		<0.001	<0.001
1/31/2008	<0.001						
3/5/2008	<0.001	<0.001				<0.001	<0.001
3/6/2008			<0.001				
3/10/2008				<0.001			
5/7/2008	<0.001	<0.001	<0.001				
5/12/2008							<0.001
5/13/2008				<0.001			
5/14/2008						<0.001	
12/2/2008		<0.001	<0.001	<0.001		<0.001	<0.001
12/12/2008	<0.001						
4/16/2009		<0.001					
4/28/2009			<0.001	<0.001		0.0025	0.0028
4/29/2009	0.0026						
10/13/2009							<0.001
10/19/2009			<0.001				
10/20/2009		<0.001		<0.001		<0.001	
10/21/2009	<0.001						
4/20/2010		<0.001				<0.001	
4/21/2010							<0.001
4/27/2010			<0.001	<0.001			
4/28/2010	<0.001						
9/28/2010						<0.001	
9/29/2010		<0.001					
10/4/2010			<0.001				<0.001
10/5/2010				<0.001			
10/6/2010	<0.001						
4/12/2011		<0.001				<0.001	
4/18/2011			<0.001				<0.001
4/19/2011				<0.001			
4/20/2011	<0.001						
10/4/2011		<0.001				<0.001	
10/5/2011							<0.001
10/12/2011	<0.001		<0.001	<0.001			
4/3/2012						<0.001	
4/4/2012		<0.001					
4/23/2012			<0.001				
4/25/2012	<0.001			<0.001			
5/3/2012							<0.001
10/2/2012	<0.001						
10/10/2012		<0.001	<0.001	<0.001			
10/15/2012						<0.001	<0.001
4/2/2013	<0.001						

ND substitution: RL or RL/2 if <15% NDs.

Time Series

Constituent: Silver (mg/L) Analysis Run 8/10/2026 3:48 PM

Plant Bowen Client: Southern Company Data: Bowen 1, 2, 9, & 10

	GWC-13RZ	GWC-14Z	GWC-15R	GWC-15Z	GWC-44	GWC-45	GWC-45R
4/15/2013		<0.001	<0.001				
4/16/2013				<0.001		<0.001	<0.001
10/8/2013	<0.001						
10/22/2013		<0.001	<0.001	<0.001		<0.001	<0.001
4/1/2014	<0.001						
4/21/2014		<0.001	<0.001	<0.001			
4/23/2014						<0.001	<0.001
9/30/2014		<0.001	<0.001	<0.001			
10/1/2014	<0.001					<0.001	<0.001
3/31/2015	<0.001						
4/3/2015		<0.001	<0.001	<0.001		<0.001	<0.001
10/6/2015				<0.001			
10/7/2015		<0.001	<0.001			<0.001	
10/9/2015							<0.001
10/14/2015	<0.001						
3/16/2016					<0.001	<0.001	<0.001
4/4/2016	<0.001						
4/5/2016		<0.001	<0.001	<0.001			
5/16/2016					<0.001	<0.001	<0.001
7/25/2016					<0.001	<0.001	<0.001
8/4/2016			<0.001				
8/9/2016		<0.001					
9/19/2016					<0.001	<0.001	<0.001
11/3/2016					<0.001		<0.001
11/4/2016						<0.001	
1/19/2017					<0.001		
1/20/2017							<0.001
1/23/2017						<0.001	
3/28/2017					<0.001		
3/29/2017						<0.001	<0.001
4/11/2017	<0.001	<0.001		<0.001			
4/12/2017			<0.001				
9/26/2017					<0.001		
9/27/2017						<0.001	<0.001
10/5/2017		<0.001					
10/6/2017	<0.001		<0.001	<0.001			
3/15/2018					<0.001	<0.001	<0.001
3/22/2018		<0.001					
3/23/2018	<0.001		<0.001	<0.001			
9/12/2018					<0.001		
9/13/2018						<0.001	<0.001
9/19/2018		<0.001	<0.001	<0.001			
9/20/2018	<0.001						
3/14/2019					<0.001	<0.001	<0.001
3/22/2019	<0.001	<0.001		<0.001			
3/25/2019			<0.001				
9/11/2019					<0.001	<0.001	<0.001
9/17/2019		<0.001	<0.001	<0.001			
9/19/2019	<0.001						
3/10/2020					<0.001	<0.001	<0.001
3/13/2020		<0.001	<0.001	<0.001			
3/17/2020	<0.001						

ND substitution: RL or RL/2 if <15% NDs.

Time Series

Constituent: Silver (mg/L) Analysis Run 8/10/2026 3:48 PM

Plant Bowen Client: Southern Company Data: Bowen 1, 2, 9, & 10

	GWC-13RZ	GWC-14Z	GWC-15R	GWC-15Z	GWC-44	GWC-45	GWC-45R
9/11/2020						<0.001	<0.001
9/15/2020					<0.001		
9/21/2020		<0.001	<0.001	<0.001			
9/22/2020	<0.001						
3/11/2021					<0.001	<0.001	<0.001
3/18/2021		<0.001	<0.001	<0.001			
3/19/2021	<0.001						
8/4/2021					<0.001		
8/6/2021						<0.001	<0.001
8/11/2021		<0.001	<0.001	<0.001			
8/12/2021	<0.001						
1/31/2022					<0.001		
2/1/2022						<0.001	<0.001
2/4/2022	<0.001	<0.001	<0.001				
2/7/2022				<0.001			
8/12/2022						<0.001	<0.001
8/15/2022					<0.001		
8/18/2022		<0.001					
8/19/2022	<0.001		<0.001	<0.001			
2/14/2023					<0.001		
2/15/2023						<0.001	<0.001
2/22/2023	<0.001	<0.001	<0.001	<0.001			
7/26/2023					<0.001	<0.001	<0.001
8/1/2023		<0.001		<0.001			
8/2/2023	<0.001		<0.001				
2/20/2024					<0.001	<0.001	<0.001
2/28/2024	<0.001	<0.001	<0.001	<0.001			
8/5/2024						<0.001	<0.001
8/6/2024					<0.001		
8/13/2024	<0.001	<0.001	<0.001	<0.001			
2/26/2025					<0.001	<0.001	<0.001
3/3/2025		<0.001	<0.001	<0.001			
3/4/2025	<0.001						
8/28/2025					<0.001		
9/2/2025						<0.001	<0.001
9/4/2025	<0.001	<0.001	<0.001	<0.001			
2/16/2026					<0.001		
2/17/2026						<0.001	<0.001
2/20/2026	<0.001						
2/24/2026		<0.001	<0.001	<0.001			

ND substitution: RL or RL/2 if <15% NDs.

Time Series

Constituent: Silver (mg/L) Analysis Run 8/10/2026 3:48 PM

Plant Bowen Client: Southern Company Data: Bowen 1, 2, 9, & 10

	GWC-46R	GWC-47	GWC-47R	GWC-48	GWC-49R	GWC-49Z
3/10/2016	<0.001	<0.001	<0.001	<0.001		
3/17/2016					<0.001	<0.001
5/17/2016	<0.001			<0.001		
5/18/2016		<0.001	<0.001		<0.001	<0.001
7/26/2016	<0.001					
7/27/2016		<0.001	<0.001	<0.001	<0.001	
7/28/2016						<0.001
9/20/2016	<0.001	<0.001	<0.001	<0.001		
9/21/2016					<0.001	<0.001
11/4/2016	<0.001		<0.001	<0.001	<0.001	
11/7/2016		<0.001				<0.001
1/20/2017	<0.001		<0.001			
1/23/2017		<0.001		<0.001		
1/24/2017					<0.001	<0.001
3/28/2017	<0.001			<0.001		
3/29/2017		<0.001	<0.001		<0.001	
3/30/2017						<0.001
9/27/2017		<0.001	<0.001			
9/29/2017	<0.001			<0.001	<0.001	<0.001
3/15/2018	<0.001	<0.001		<0.001	<0.001	<0.001
3/16/2018			<0.001			
9/13/2018	<0.001	<0.001	<0.001	<0.001	<0.001	
9/14/2018						<0.001
3/15/2019		<0.001		<0.001		
3/18/2019	<0.001				<0.001	
3/19/2019			<0.001			<0.001
9/11/2019	<0.001		<0.001	<0.001	<0.001	<0.001
9/12/2019		<0.001				
3/9/2020		<0.001	<0.001	<0.001		<0.001
3/10/2020	<0.001					
3/11/2020					<0.001	
9/11/2020					<0.001	
9/14/2020	<0.001	<0.001		<0.001		<0.001
9/15/2020			<0.001			
3/11/2021	<0.001	<0.001	<0.001	<0.001		
3/15/2021					<0.001	<0.001
8/4/2021				<0.001		
8/5/2021	<0.001	<0.001	<0.001			<0.001
8/11/2021					<0.001	
1/31/2022	<0.001			<0.001		
2/1/2022		<0.001	<0.001		<0.001	<0.001
8/15/2022	<0.001	<0.001	<0.001	<0.001	<0.001	<0.001
2/14/2023	<0.001				<0.001	<0.001
2/15/2023		<0.001	<0.001	<0.001		
7/26/2023	<0.001			<0.001		
7/27/2023		<0.001	<0.001		<0.001	<0.001
2/21/2024	<0.001	<0.001	<0.001	<0.001	<0.001	<0.001
8/5/2024	<0.001	<0.001	<0.001	<0.001		
8/6/2024					<0.001	<0.001
2/26/2025	<0.001	<0.001	<0.001	<0.001	<0.001	<0.001
8/28/2025		<0.001				
8/29/2025	<0.001			<0.001	<0.001	<0.001

ND substitution: RL or RL/2 if <15% NDs.

Time Series

Constituent: Silver (mg/L) Analysis Run 8/10/2026 3:48 PM

Plant Bowen Client: Southern Company Data: Bowen 1, 2, 9, & 10

	GWC-46R	GWC-47	GWC-47R	GWC-48	GWC-49R	GWC-49Z
9/2/2025			<0.001			
9/24/2025	<0.001					
2/16/2026	<0.001					
2/17/2026		<0.001	<0.001	<0.001	<0.001	<0.001

ND substitution: RL or RL/2 if <15% NDs.

Time Series

Constituent: Sulfate (mg/L) Analysis Run 8/10/2026 3:48 PM

Plant Bowen Client: Southern Company Data: Bowen 1, 2, 9, & 10

	GWA-1 (bg)	GWA-2 (bg)	GWA-2R (bg)	GWA-3A (bg)	GWA-4RZ (bg)	GWA-39RZ (bg)	GWA-39Z (bg)
3/14/2016							4.2598
3/22/2016	2.3685						
3/23/2016		105.552	26.8249	0.8724 (J)			
5/11/2016							6.05
5/19/2016	2.14		3.81				
5/20/2016		44.3					
5/23/2016				0.805 (J)			
7/19/2016							9.5
7/29/2016	1.9	48	1.1	0.84 (J)			
9/15/2016							6.7
9/22/2016			0.96 (J)	0.94 (J)			
9/23/2016	2	43					
11/2/2016							5.4
11/9/2016	1.6	31					
11/10/2016			0.72 (J)	1.1			
1/18/2017							5.5
1/30/2017	1.8						
1/31/2017		4.2	1.5	0.92 (J)			
2/21/2017						26	
2/22/2017					22		
3/27/2017						10	
3/28/2017							2.9
3/30/2017	1.6	53		0.77 (J)			
4/3/2017			1.3				
4/7/2017					18		
6/7/2017							2.3
6/8/2017						6.7	
6/9/2017	1.7		1.2				
6/12/2017		95		0.68 (J)			
6/14/2017					20		
7/12/2017					18		
7/17/2017						6.4	
7/20/2017					20		
7/27/2017						18	
7/28/2017					18		
8/9/2017					19	18	
8/24/2017					21		
9/26/2017							3.2
9/29/2017						21	
10/2/2017	1.8	3.5	1.7				
10/3/2017					25		
10/4/2017				0.5 (J)			
12/28/2017					26		
3/14/2018							3.8
3/16/2018	1.5		14.8			15.5	
3/19/2018		147		0.49 (J)			
3/21/2018					25.4		
9/12/2018							3.7
9/14/2018		7.7	2.1			11.6	
9/17/2018	1.3			0.36 (J)			
9/18/2018					22.8		
3/14/2019						9.3	

Time Series

Constituent: Sulfate (mg/L) Analysis Run 8/10/2026 3:48 PM

Plant Bowen Client: Southern Company Data: Bowen 1, 2, 9, & 10

	GWA-1 (bg)	GWA-2 (bg)	GWA-2R (bg)	GWA-3A (bg)	GWA-4RZ (bg)	GWA-39RZ (bg)	GWA-39Z (bg)
3/15/2019							3
3/19/2019			32.5				
3/20/2019	1.5	3.6		0.38 (J)			
3/21/2019					24.9		
9/9/2019							2.4
9/11/2019						14	
9/12/2019	0.98 (J)	5.2					
9/13/2019			3.8	<1	16.5		
3/9/2020						5.8	0.84 (J)
3/11/2020	0.94 (J)	131	34.3	<1			
3/12/2020					20.8		
9/10/2020							0.95 (J)
9/15/2020	0.96 (J)	35.3	1				
9/16/2020						8.6	
9/17/2020					20.3		
3/12/2021							2
3/16/2021	0.99 (J)		3.3		22.1	3.5	
3/17/2021		90.7					
3/29/2021				5.4			
8/4/2021							1.3
8/6/2021						4.2	
8/9/2021	1.3	84.7	1.6	5			
8/10/2021					20.7		
1/31/2022							1.2
2/1/2022	0.93 (J)	86.1	1.5				
2/2/2022				3.4		4.5	
2/3/2022					20.7		
8/10/2022							1.3
8/16/2022	0.78 (J)	58.5	7.8	3.5		4.5	
8/17/2022					18.1		
2/13/2023							1.7
2/14/2023						6.3	
2/16/2023	1.1	115	38.9				
2/17/2023				2.5	21.2		
7/25/2023						4.9	
7/26/2023							1.5
7/27/2023	1.4	44	17.6				
7/28/2023					19.6		
8/1/2023				3			
2/19/2024						4	1.1
2/22/2024	1	82		1.9			
2/26/2024			20.9				
2/27/2024					23.2		
8/1/2024						3.3	1.2
8/6/2024			5.8				
8/7/2024	1.1	47.5					
8/8/2024				3.9	12.2		
2/25/2025							1.2
2/26/2025				1.7		2.4	
2/27/2025	0.88 (J)	74.4	41.5				
2/28/2025					22.4		
8/28/2025						2.9	1.2

Time Series

Constituent: Sulfate (mg/L) Analysis Run 8/10/2026 3:48 PM

Plant Bowen Client: Southern Company Data: Bowen 1, 2, 9, & 10

	GWA-1 (bg)	GWA-2 (bg)	GWA-2R (bg)	GWA-3A (bg)	GWA-4RZ (bg)	GWA-39RZ (bg)	GWA-39Z (bg)
9/2/2025	1.2	50.8	9	2.9			
9/3/2025					23.1		
2/17/2026				2.7			
2/18/2026	1.2	49.3	2.1		23.4	2.7	1

Time Series

Constituent: Sulfate (mg/L) Analysis Run 8/10/2026 3:48 PM

Plant Bowen Client: Southern Company Data: Bowen 1, 2, 9, & 10

	GWA-40 (bg)	GWA-41 (bg)	GWA-41R (bg)	GWA-42 (bg)	GWA-43 (bg)	GWA-43R (bg)	GWA-50 (bg)
3/11/2016				1.4538	1.1313	3.8282	
3/15/2016	1.2104	4.9347	6.4987				
3/28/2016							0.7283 (J)
5/11/2016	1.28						
5/12/2016		2.3					
5/13/2016			3.68		1.96	3.56	
5/16/2016				1.18			
5/23/2016							0.728 (J)
7/19/2016					1.3	5.6	
7/20/2016		2					
7/21/2016	0.91 (J)		4.5				
7/22/2016				1.8			
8/1/2016							0.78 (J)
9/15/2016		1.1					
9/16/2016					1.1	6.7	
9/19/2016	1.3			1.4			
9/21/2016			2.8				
9/26/2016							0.82 (J)
11/2/2016					1.2	8.1	
11/3/2016	1.5	1.6	6.7	1.6			
11/10/2016							0.92 (J)
1/17/2017	1.2		1.1	1.8			
1/18/2017		1.5			0.84 (J)	8.9	
1/30/2017							0.88 (J)
3/24/2017	0.86 (J)	1.6					
3/27/2017			0.85 (J)	2			
3/28/2017					0.7 (J)	8.2	
4/7/2017							0.82 (J)
5/24/2017	1.2						
6/6/2017		4.1	6.1		0.47 (J)	7	
6/7/2017				1.9			
6/12/2017							0.78 (J)
9/22/2017					0.59 (J)	8.3	
9/25/2017		1.9	3.5				
9/26/2017	4.2			2			
10/2/2017							0.71 (J)
12/28/2017	7.4						
3/14/2018	3.8	11.5	10.9	2.1	0.39 (J)		
3/15/2018						5.1	
3/16/2018							0.67 (J)
9/12/2018	1.7	1.8	3.7		0.3 (J)	5.6	
9/14/2018				1.6			
9/17/2018							0.47 (J)
3/13/2019	2.1				0.43 (J)	4.4	
3/14/2019		6.2	8.9	2.2			
3/19/2019							0.52 (J)
9/9/2019	1.6						
9/10/2019		1.2	8.4	1.2			
9/11/2019					<1	5	
9/13/2019							0.55 (J)
3/6/2020		10		1.7			
3/9/2020	1.2		8.5		<1	3.9	

ND substitution: RL or RL/2 if <15% NDs.

Time Series

Constituent: Sulfate (mg/L) Analysis Run 8/10/2026 3:48 PM

Plant Bowen Client: Southern Company Data: Bowen 1, 2, 9, & 10

	GWA-40 (bg)	GWA-41 (bg)	GWA-41R (bg)	GWA-42 (bg)	GWA-43 (bg)	GWA-43R (bg)	GWA-50 (bg)
3/11/2020							<1
9/10/2020		1.7	5.9	0.95 (J)			
9/11/2020	1.3				<1		
9/14/2020						4.9	
9/16/2020							<1
3/10/2021	1.5		8.4				
3/11/2021		6.1		1.6	<1	4.3	
3/17/2021							<1
8/4/2021	1.4	1.7	6.4	1.4			
8/5/2021						2.9	
8/6/2021					<1		
8/9/2021							<1
1/31/2022	1.2	1.8	8.5	1.1	<1	2.5	
2/1/2022							<1
8/10/2022				1		2.5	
8/11/2022		1.9	4.7		<1		
8/12/2022	1.2						
8/16/2022							<1
2/13/2023	1.4	6	10.2	1.6		2.5	
2/14/2023					<1		
2/16/2023							<1
7/25/2023		1.1	3		<1	2.6	
7/26/2023	1.4			1.1			
7/28/2023							0.53 (J)
2/19/2024	1.2	4.2	9.6				
2/20/2024				1.2	<1	2.8	
2/22/2024							<1
8/1/2024	1.5	0.75 (J)	2.7	1.1			
8/2/2024					<1	3.2	
8/8/2024							0.53 (J)
2/25/2025	0.71 (J)	5	5.8	1.2	<1	2.1	
2/27/2025							<1
8/27/2025	1.4		2.3				
8/28/2025		1.2		1.4	<1	2.8	
9/2/2025							0.52 (J)
2/16/2026	1.2	1	4.9	1.4	<1	3.4	
2/17/2026							<1

ND substitution: RL or RL/2 if <15% NDs.

Time Series

Constituent: Sulfate (mg/L) Analysis Run 8/10/2026 3:48 PM

Plant Bowen Client: Southern Company Data: Bowen 1, 2, 9, & 10

	GWA-50R (bg)	GWC-5	GWC-6	GWC-6RZ	GWC-7Z	GWC-8RR	GWC-8Z
3/22/2016							3.9321
3/28/2016	0.9594 (J)	1.87					
3/29/2016			3.5801	1.4863			
3/30/2016						1.9542	
5/24/2016			2.79	1.62		0.989 (J)	
5/25/2016	1.59	1.41					2.68
5/31/2016					2.03		
8/1/2016	1	1.5	2.2	2.3			
8/2/2016					0.96 (J)	1	2.7
9/26/2016	1.2		1.8	2.4			2.9
9/27/2016		1.4			0.87 (J)	0.95 (J)	
11/11/2016	1.2	1.5					
11/14/2016				2.8			
11/18/2016			1.8				
11/21/2016					0.93 (J)		2.8
11/22/2016						1.1	
1/30/2017	1						
1/31/2017		1.8					
2/1/2017			2.8	2.6	0.76 (J)		
2/3/2017							2.7
2/6/2017						0.96 (J)	
4/3/2017	1.3	1.5					
4/6/2017			2.5	2.3	0.81 (J)	0.88 (J)	
4/7/2017							2.3
6/12/2017	1.1	2.1					
6/13/2017			2.8	2.2	0.58 (J)		2
6/14/2017						0.97 (J)	
7/14/2017					0.04 (J)		
10/2/2017	1.1						
10/3/2017		1.4	2.6	2.6	0.87 (J)		1.9
10/4/2017						0.84 (J)	
3/16/2018	0.87 (J)						
3/19/2018		1.3	2.6				
3/20/2018				2.5	0.5 (J)		1.6
3/21/2018						1.2	
9/17/2018		1.3	2.2	2.5			
9/18/2018	0.87 (J)				0.65 (J)	0.9 (J)	1.6
3/19/2019	0.97 (J)						
3/20/2019		1.3					
3/21/2019			2.7	1.7	1.9		
3/27/2019						1.5	
5/6/2019							2.1
9/12/2019	0.8 (J)						
9/13/2019					0.76 (J)		
9/16/2019		1.2	2	1.6		0.69 (J)	1
3/11/2020	0.85 (J)						
3/12/2020			2.1	1.4	1.7	1.8	
3/16/2020		1.1					0.66 (J)
9/15/2020	0.54 (J)						
9/16/2020		1.1	1.8	1.3	1.1		
9/17/2020						0.6 (J)	0.74 (J)
3/17/2021	0.86 (J)	1.1	2.2	1.8	1.3	0.72 (J)	

Time Series

Constituent: Sulfate (mg/L) Analysis Run 8/10/2026 3:48 PM

Plant Bowen Client: Southern Company Data: Bowen 1, 2, 9, & 10

	GWA-50R (bg)	GWC-5	GWC-6	GWC-6RZ	GWC-7Z	GWC-8RR	GWC-8Z
3/18/2021							1.1
8/9/2021	0.77 (J)	1.2					
8/10/2021			1.7	1.4	1.1	0.64 (J)	0.72 (J)
2/2/2022	0.53 (J)	1	1.7	1.5	1.3	0.72 (J)	0.72 (J)
8/16/2022		1					
8/17/2022	0.55 (J)		1.6	1.2	0.91 (J)	0.53 (J)	0.58 (J)
2/16/2023	0.58 (J)						
2/17/2023			2	1.8			
2/20/2023		1.4			1.7		1.1
2/21/2023						1.7	
7/28/2023	0.71 (J)	1.4		1.7			
7/31/2023			1.7		1.1	0.86 (J)	0.81 (J)
2/22/2024	<1						
2/26/2024		1	1.7	1.5	0.98 (J)		0.63 (J)
2/27/2024						0.66 (J)	
8/8/2024	0.69 (J)	1.1	1.6	1.4	0.97 (J)		
8/12/2024						0.88 (J)	0.54 (J)
2/27/2025		0.74 (J)	1.4	1.1	0.69 (J)		
2/28/2025	0.51 (J)						0.52 (J)
3/4/2025						0.98 (J)	
9/2/2025	0.7 (J)			1.4			
9/3/2025		1.1	1.3		1.1	0.78 (J)	0.78 (J)
2/17/2026	<1						
2/19/2026		0.9 (J)			0.7 (J)	0.54 (J)	0.54 (J)
2/20/2026			1.1	1.4			
5/13/2026		0.91 (JR)					

ND substitution: RL or RL/2 if <15% NDs.

Time Series

Constituent: Sulfate (mg/L) Analysis Run 8/10/2026 3:48 PM

Plant Bowen Client: Southern Company Data: Bowen 1, 2, 9, & 10

	GWC-9	GWC-10	GWC-10R	GWC-11	GWC-11R	GWC-12	GWC-13
3/30/2016	2						
3/31/2016		1.17	1.5				
4/4/2016				2.57	2.99	0.3574 (J)	24.8
5/26/2016	2.93	1.01	1.51	2.5	2.68		
5/27/2016						<1	
5/31/2016							42.5
8/3/2016			1.4	3		0.35 (J)	
8/4/2016					3.6		91
8/5/2016	3.6	1.1					
9/28/2016	3.2	1	1.6	2.3	4.4		
9/29/2016							110
9/30/2016						0.47 (J)	
11/21/2016	3.3						
11/22/2016		1.8	1.6	3.8	3.8	0.36 (J)	
11/28/2016							120
2/6/2017	1.3						
2/7/2017		1.7	2				
2/8/2017				3.1	2.7		
2/9/2017							150
2/13/2017						0.79 (J)	
4/6/2017	1.2						
4/10/2017		1.9	1.7	2.5	2.2		
4/11/2017						0.42 (J)	
4/12/2017							120
6/13/2017	2						
6/14/2017		1.1	1.4			0.3 (J)	
6/15/2017				2.5	2.3		
6/16/2017							120
10/3/2017	2.8						
10/4/2017		1.8	1.4	2.5	2.8	0.36 (J)	
10/9/2017							130
3/20/2018	1.2	1.4					
3/21/2018			1.1	2.4			59.1
3/22/2018					2.2	0.3 (J)	
9/18/2018	2.6	1.6	1.9	2.8	2.6	0.34 (J)	
9/19/2018							64.5
3/21/2019	2.3						
3/22/2019		1.6	1.3				
3/23/2019				2.1	2.1	0.3 (J)	15.5
9/16/2019	3						
9/17/2019		1.2	1.6	2.6	2	<1	
9/18/2019							50.7
3/12/2020	1.1	1.3	0.99 (J)	1.8	1.5	<1	
3/13/2020							16.9
9/17/2020	3.5	0.87 (J)	0.95 (J)				
9/21/2020				2	1.8	<1	
9/22/2020							39.6
3/18/2021	2.1	1.2	0.96 (J)				19.3
3/19/2021				1.9	1.5	<1	
8/10/2021	1.7	1.3					
8/11/2021			1	1.4	1.5	<1	9.7
2/2/2022	2.5					<1	

ND substitution: RL or RL/2 if <15% NDs.

Time Series

Constituent: Sulfate (mg/L) Analysis Run 8/10/2026 3:48 PM

Plant Bowen Client: Southern Company Data: Bowen 1, 2, 9, & 10

	GWC-9	GWC-10	GWC-10R	GWC-11	GWC-11R	GWC-12	GWC-13
2/4/2022		1.2	1.1	1.7	1.5		
2/17/2022							6.9
8/17/2022	2.5	1.1					
8/18/2022			1.5	1.6	1.9	<1	16
2/20/2023		1.5	1.5	1.7	1.8		
2/21/2023	3					<1	
2/22/2023							8.7
7/31/2023	4.1	1.6	1.3				
8/1/2023				2.1	1.9	<1	28.8
2/27/2024	3.1	0.65 (J)	0.8 (J)			<1	20.2
2/28/2024				1.8	1.3		
8/12/2024	5.4	2.3	1.3		1.8	<1	32.8
8/13/2024				1 (J)			
2/28/2025	6.5	1.1					
3/3/2025			0.9 (J)		1.4		15.6
3/4/2025				1.6		<1	
9/3/2025	5.2	2.1	1.2	2.1	1.6	<1	35.4
2/18/2026	5					<1	
2/19/2026		2.3	0.98 (J)	2.3			44.2
2/20/2026					1.7		

ND substitution: RL or RL/2 if <15% NDs.

Time Series

Constituent: Sulfate (mg/L) Analysis Run 8/10/2026 3:48 PM

Plant Bowen Client: Southern Company Data: Bowen 1, 2, 9, & 10

	GWC-13RZ	GWC-14Z	GWC-15R	GWC-15Z	GWC-44	GWC-45	GWC-45R
3/16/2016					14.7828	0.6294 (J)	2.8721
4/4/2016	17.5 (O)						
4/5/2016		1.65	7.45	10.1			
5/16/2016					10.2	0.5151 (J)	2.27
5/31/2016			7.29	12.1			
6/1/2016	20.9 (O)	1.75					
7/25/2016					8.4	0.68 (J)	2.6
8/4/2016			7.6				
8/9/2016		50 (o)					
9/19/2016					2.5	0.72 (J)	2.8
9/29/2016			6.1				
11/3/2016					3.3		2.6
11/4/2016						0.75 (J)	
11/23/2016			10	1.3			
11/28/2016		2.7					
1/19/2017					3.2		
1/20/2017							2.8
1/23/2017						0.99 (J)	
2/9/2017		2.7					
2/10/2017			6.7	4.2			
2/22/2017	48						
3/28/2017					16		
3/29/2017						1.5	3.1
4/11/2017	41	4.9		3.2			
4/12/2017			9.2				
6/5/2017					38		
6/7/2017						0.63 (J)	3.2
6/14/2017		2.4					
6/15/2017			9.2	2.5			
6/16/2017	33						
7/12/2017	58	4.1		6.9			
7/20/2017					48		
7/26/2017				2.9			
7/28/2017	55						
8/10/2017	66						
9/26/2017					18		
9/27/2017						1.2	2.5
10/5/2017		1.6					
10/6/2017	77		10	6.6			
3/15/2018					32.4	0.75 (J)	2.9
3/22/2018		2.5					
3/23/2018	75.8		10.6	1.6			
9/12/2018					16		
9/13/2018						1.3	2.3
9/19/2018		1.7	10.4	2.6			
9/20/2018	72.2						
3/14/2019					79.7 (O)	0.72 (J)	4.3
3/22/2019	57.9	6.2		2.1			
3/25/2019			11.2				
9/11/2019					19.8	<1	2.6
9/17/2019		6.1	13.1	1.6			
9/19/2019	68.1						

ND substitution: RL or RL/2 if <15% NDs.

Time Series

Constituent: Sulfate (mg/L) Analysis Run 8/10/2026 3:48 PM

Plant Bowen Client: Southern Company Data: Bowen 1, 2, 9, & 10

	GWC-13RZ	GWC-14Z	GWC-15R	GWC-15Z	GWC-44	GWC-45	GWC-45R
3/10/2020					48.5	0.61 (J)	5.2
3/13/2020		11.1	8.8	1.1			
3/17/2020	72.1						
9/11/2020						<1	2.8
9/15/2020					23.1		
9/21/2020		5.5	9	0.9 (J)			
9/22/2020	69.8						
3/11/2021					35.5	<1	4.2
3/18/2021		7.8	10.4	0.76 (J)			
3/19/2021	74.2						
8/4/2021					35.1		
8/6/2021						<1	4
8/11/2021		6.9	9.1	0.65 (J)			
8/12/2021	56.7						
1/31/2022					29.7		
2/1/2022						<1	6.1
2/4/2022	63.1	6.4	8.3				
2/7/2022				0.64 (J)			
8/12/2022						<1	3.6
8/15/2022					27.6		
8/18/2022		9.2					
8/19/2022	65.7		6.9	0.87 (J)			
2/14/2023					33.8		
2/15/2023						<1	10.1
2/22/2023	59.7	10.7	7.5	0.81 (J)			
7/26/2023					8.1	0.74 (J)	3.5
8/1/2023		6.6		0.73 (J)			
8/2/2023	55.5		4.7				
2/20/2024					18.6	<1	3.7
2/28/2024	58.7	6.8	5.3	<1			
8/5/2024						0.7 (J)	3.3
8/6/2024					3.8		
8/13/2024	55.6	7	1.9	<1			
2/26/2025					16.1	<1	3.3
3/3/2025		6.4	1.4	<1			
3/4/2025	51.8						
8/28/2025					3.1		
9/2/2025						0.7 (J)	3
9/4/2025	48.7	6	2	0.67 (J)			
2/16/2026					2.6		
2/17/2026						<1	3.6
2/20/2026	47.3						
2/24/2026		5.5	1.6	0.68 (J)			

ND substitution: RL or RL/2 if <15% NDs.

Time Series

Constituent: Sulfate (mg/L) Analysis Run 8/10/2026 3:48 PM

Plant Bowen Client: Southern Company Data: Bowen 1, 2, 9, & 10

	GWC-46R	GWC-47	GWC-47R	GWC-48	GWC-49R	GWC-49Z
3/10/2016	5.7554	3.4409	9.1279	2.6569		
3/17/2016					3.4197	5.3658
5/17/2016	8.67			2.39		
5/18/2016		4.09	10.1		3.06	4.44
7/26/2016	6.6					
7/27/2016		4	7	1.6	2.6	
7/28/2016						9.9
9/20/2016	5.8	4.3	6.7	2.4		
9/21/2016					3.1	2.2
11/4/2016	6.1		7.9	2.1	3.1	
11/7/2016		4.1				2.2
1/20/2017	7		6.6			
1/23/2017		5.1		2.1		
1/24/2017					3	1.5
3/28/2017	7.7			2.1		
3/29/2017		5.2	6.2		2.5	
3/30/2017						1.7
6/7/2017	6.4					
6/8/2017		3.8	7.5	1.3	3.3	
6/9/2017						1.7
9/27/2017		4.3	7.5			
9/29/2017	8.4			3.7	4.2	2.2
12/28/2017				1.7	3.8	
3/15/2018	6.4	3.7		0.76 (J)	3.1	2.4
3/16/2018			13.4			
9/13/2018	7.2	4.8	11.6	1.6	3.6	
9/14/2018						2.4
3/15/2019		4.2		1.7		
3/18/2019	4.4				5.8	
3/19/2019			14.8			2.2
9/11/2019	7		10.7	0.86 (J)	5.7	1.5
9/12/2019		4.7				
3/9/2020		4.3	10.4	1.6		1.5
3/10/2020	5.5					
3/11/2020					3.3	
9/11/2020					2.1	
9/14/2020	6.9	4.3		5.4		1.2
9/15/2020			9.6			
3/11/2021	6.7	4.7	10.4	15.4		
3/15/2021					2.6	1.5
5/26/2021				20.2		
8/4/2021				1.5		
8/5/2021	6	4.3	10.3			1.1
8/11/2021					2.4	
1/31/2022	5.2			1.2		
2/1/2022		4.3	9.4		2.5	0.93 (J)
8/15/2022	5.6	8.4	4.3	10.4	2.5	0.98 (J)
2/14/2023	4.7				1.8	0.84 (J)
2/15/2023		4.3	12.7	3		
7/26/2023	4			5.3		
7/27/2023		5	10.9		2.3	0.97 (J)
2/21/2024	3.9	5.9	6.8	8.5	1.8	0.57 (J)

Time Series

Constituent: Sulfate (mg/L) Analysis Run 8/10/2026 3:48 PM

Plant Bowen Client: Southern Company Data: Bowen 1, 2, 9, & 10

	GWC-46R	GWC-47	GWC-47R	GWC-48	GWC-49R	GWC-49Z
8/5/2024	4.8	7	7.9	11.4		
8/6/2024					1.9	0.82 (J)
2/26/2025	3.2	7	9.6	14.8	1.4	0.51 (J)
8/28/2025		6				
8/29/2025	4.2			20.2	2.3	0.77 (J)
9/2/2025			8.7			
2/16/2026	4.7					
2/17/2026		7.7	8.8	9.5	2.2	0.57 (J)
5/13/2026				10.4 (R)		

Time Series

Constituent: TDS (mg/L) Analysis Run 8/10/2026 3:48 PM

Plant Bowen Client: Southern Company Data: Bowen 1, 2, 9, & 10

	GWA-1 (bg)	GWA-2 (bg)	GWA-2R (bg)	GWA-3A (bg)	GWA-4RZ (bg)	GWA-39RZ (bg)	GWA-39Z (bg)
3/14/2016							106
3/22/2016	150						
3/23/2016		259	174	<25			
5/11/2016							58
5/19/2016	150		93				
5/20/2016		122					
5/23/2016				<25			
7/19/2016							46
7/29/2016	146	156	68	17 (J)			
9/15/2016							41
9/22/2016			91	33			
9/23/2016	163	150					
11/2/2016							37
11/9/2016	147	87					
11/10/2016			96	41			
1/18/2017							29
1/30/2017	127						
1/31/2017		63	206	58			
2/21/2017						229	
2/22/2017					329		
3/27/2017						239	
3/28/2017							40
3/30/2017	137	112		<25			
4/3/2017			118				
4/7/2017					295		
6/7/2017							138
6/8/2017						179	
6/9/2017	164		87				
6/12/2017		216		20 (J)			
6/14/2017					237		
7/12/2017					400		
7/17/2017						180	
7/20/2017					203		
7/27/2017						190	
7/28/2017					262		
8/9/2017					195	153	
8/24/2017					236		
9/26/2017							107
9/29/2017						173	
10/2/2017	137	<25	73				
10/3/2017					224		
10/4/2017				<25			
3/14/2018							126
3/16/2018	140		130			150	
3/19/2018		295		<25			
3/21/2018					237		
9/12/2018							134
9/14/2018		30	103			165	
9/17/2018	162			32			
9/18/2018					227		
3/14/2019						154	
3/15/2019							107

ND substitution: RL or RL/2 if <15% NDs.

Time Series

Constituent: TDS (mg/L) Analysis Run 8/10/2026 3:48 PM

Plant Bowen Client: Southern Company Data: Bowen 1, 2, 9, & 10

	GWA-1 (bg)	GWA-2 (bg)	GWA-2R (bg)	GWA-3A (bg)	GWA-4RZ (bg)	GWA-39RZ (bg)	GWA-39Z (bg)
3/19/2019			208				
3/20/2019	175	49		30			
3/21/2019					367		
9/9/2019							93
9/11/2019						181	
9/12/2019	174	44					
9/13/2019			113	19	200		
3/9/2020						173	58
3/11/2020	172	309	170	24			
3/12/2020					247		
9/10/2020							16
9/15/2020	156	28	89				
9/16/2020						156	
9/17/2020					223		
3/12/2021							55
3/16/2021	155		102		196	142	
3/17/2021		211					
3/29/2021				76			
8/4/2021							60
8/6/2021						133	
8/9/2021	150	207	127	95			
8/10/2021					238		
1/31/2022							61
2/1/2022	143	202	114				
2/2/2022				104		143	
2/3/2022					243		
8/10/2022							50
8/16/2022	159	182	123	85		125	
8/17/2022					226		
2/13/2023							105
2/14/2023						149	
2/16/2023	152	267	197				
2/17/2023				117	252		
7/25/2023						158	
7/26/2023							57
7/27/2023	167	177	155				
7/28/2023					243		
8/1/2023				113			
2/19/2024						177	63
2/22/2024	148	210		117			
2/26/2024			126				
2/27/2024					268		
8/1/2024						161	68
8/6/2024			105				
8/7/2024	179	183					
8/8/2024				150	258		
2/25/2025							91
2/26/2025				121		156	
2/27/2025	142	211	231				
2/28/2025					273		
8/28/2025						154	87
9/2/2025	162	167	102	137			

Time Series

Constituent: TDS (mg/L) Analysis Run 8/10/2026 3:48 PM

Plant Bowen Client: Southern Company Data: Bowen 1, 2, 9, & 10

	GWA-1 (bg)	GWA-2 (bg)	GWA-2R (bg)	GWA-3A (bg)	GWA-4RZ (bg)	GWA-39RZ (bg)	GWA-39Z (bg)
9/3/2025					253		
2/17/2026				57			
2/18/2026	144	152	89		248	143	71

Time Series

Constituent: TDS (mg/L) Analysis Run 8/10/2026 3:48 PM

Plant Bowen Client: Southern Company Data: Bowen 1, 2, 9, & 10

	GWA-40 (bg)	GWA-41 (bg)	GWA-41R (bg)	GWA-42 (bg)	GWA-43 (bg)	GWA-43R (bg)	GWA-50 (bg)
3/11/2016				139	69	144	
3/15/2016	107	110	78				
3/28/2016							<25
5/11/2016	80						
5/12/2016		49					
5/13/2016			178		88	142	
5/16/2016				112			
5/23/2016							32
7/19/2016					56	135	
7/20/2016		72					
7/21/2016	76		168				
7/22/2016				136			
8/1/2016							<25
9/15/2016		18 (J)					
9/16/2016					31	144	
9/19/2016	108			121			
9/21/2016			123				
9/26/2016							45
11/2/2016					48	152	
11/3/2016	90	70	157	132			
11/10/2016							38
1/17/2017	128		170	150			
1/18/2017		63			44	125	
1/30/2017							<25
3/24/2017	91	63					
3/27/2017			158	148			
3/28/2017					<25	109	
4/7/2017							18 (J)
5/24/2017	152						
6/6/2017		128	212		36	154	
6/7/2017				181			
6/12/2017							15 (J)
9/22/2017					41	157	
9/25/2017		109	145				
9/26/2017	103			113			
10/2/2017							17 (J)
3/14/2018	123	192	210	134	<25		
3/15/2018						117	
3/16/2018							<25
9/12/2018	105	82	159		35	151	
9/14/2018				139			
9/17/2018							38
3/13/2019	130				31	152	
3/14/2019		119	157	157			
3/19/2019							34
9/9/2019	108						
9/10/2019		36	113	105			
9/11/2019					21	151	
9/13/2019							19
3/6/2020		137		143			
3/9/2020	131		249		51	174	
3/11/2020							17

ND substitution: RL or RL/2 if <15% NDs.

Time Series

Constituent: TDS (mg/L) Analysis Run 8/10/2026 3:48 PM

Plant Bowen Client: Southern Company Data: Bowen 1, 2, 9, & 10

	GWA-40 (bg)	GWA-41 (bg)	GWA-41R (bg)	GWA-42 (bg)	GWA-43 (bg)	GWA-43R (bg)	GWA-50 (bg)
9/10/2020		35	111	120			
9/11/2020	102				31		
9/14/2020						146	
9/16/2020							20
3/10/2021	60		148				
3/11/2021		101		109	14	98	
3/17/2021							<25
8/4/2021	66	77	176	141			
8/5/2021						126	
8/6/2021					33		
8/9/2021							14
1/31/2022	81	63	184	132	25	128	
2/1/2022							21
8/10/2022				134		145	
8/11/2022		73	170		28		
8/12/2022	91						
8/16/2022							<25
2/13/2023	259	111	163	226		126	
2/14/2023					60.9		
2/16/2023							<25
7/25/2023		43	162		<25	167	
7/26/2023	70			134			
7/28/2023							<25
2/19/2024	108	130	199				
2/20/2024				146	<25	136	
2/22/2024							<25
8/1/2024	96	49	197	158			
8/2/2024					33	188	
8/8/2024							147
2/25/2025	119	142	161	155	<25	140	
2/27/2025							32
8/27/2025	76		174				
8/28/2025		51		152	<25	157	
9/2/2025							<25
2/16/2026	73	54	182	166	<25	151	
2/17/2026							<25

ND substitution: RL or RL/2 if <15% NDs.

Time Series

Constituent: TDS (mg/L) Analysis Run 8/10/2026 3:48 PM

Plant Bowen Client: Southern Company Data: Bowen 1, 2, 9, & 10

	GWA-50R (bg)	GWC-5	GWC-6	GWC-6RZ	GWC-7Z	GWC-8RR	GWC-8Z
3/22/2016							111
3/28/2016	46	<25					
3/29/2016			51	64			
3/30/2016						104	
5/24/2016			76	77		94	
5/25/2016	57	34					95
5/31/2016					120		
8/1/2016	<25	25	69	35			
8/2/2016					100	105	124
9/26/2016	60		103	111			140
9/27/2016		20 (J)			121	119	
11/11/2016	13 (J)	41					
11/14/2016				76			
11/18/2016			77				
11/21/2016					164		154
11/22/2016						105	
1/30/2017	<25						
1/31/2017		127					
2/1/2017			168 (o)	126	144		
2/3/2017							113
2/6/2017						99	
4/3/2017	100	69					
4/6/2017			95	146	125	124	
4/7/2017							147
6/12/2017	51	46					
6/13/2017			101	84	148		117
6/14/2017						114	
7/14/2017					121		
10/2/2017	32						
10/3/2017		34	83	70	117		150
10/4/2017						107	
3/16/2018	<25						
3/19/2018		<25	70				
3/20/2018				78	136		121
3/21/2018						117	
9/17/2018		38	77	74			
9/18/2018	15 (J)				116	110	93
3/19/2019	48						
3/20/2019		66					
3/21/2019			80	60	107		
3/27/2019						101	
5/6/2019							118
9/12/2019	46						
9/13/2019					115		
9/16/2019		45	82	65		113	99
3/11/2020	24						
3/12/2020			42	22	86	84	
3/16/2020		20					76
9/15/2020	12						
9/16/2020		30	77	52	124		
9/17/2020						111	98
3/17/2021	31	15	47	43	112	113	

ND substitution: RL or RL/2 if <15% NDs.

Time Series

Constituent: TDS (mg/L) Analysis Run 8/10/2026 3:49 PM

Plant Bowen Client: Southern Company Data: Bowen 1, 2, 9, & 10

	GWA-50R (bg)	GWC-5	GWC-6	GWC-6RZ	GWC-7Z	GWC-8RR	GWC-8Z
3/18/2021							48
8/9/2021	<25	<25					
8/10/2021			53	<10	101	112	92
2/2/2022	15	32	73	51	115	102	85
8/16/2022		<25					
8/17/2022	18 (J)		53	33	83	89	41
2/16/2023	<25						
2/17/2023			75	50			
2/20/2023		53			122		86
2/21/2023						77	
7/28/2023	<25	<25		46			
7/31/2023			77		113	96	97
2/22/2024	<25						
2/26/2024		38	78	48	114		92
2/27/2024						101	
8/8/2024	64	143	84	60	164		
8/12/2024						115	106
2/27/2025		27	64	52	107		
2/28/2025	<25						96
3/4/2025						111	
9/2/2025	<25			49			
9/3/2025		26	69		141	99	92
2/17/2026	<25						
2/19/2026		<25			110	101	92
2/20/2026			78	42			

ND substitution: RL or RL/2 if <15% NDs.

Time Series

Constituent: TDS (mg/L) Analysis Run 8/10/2026 3:49 PM

Plant Bowen Client: Southern Company Data: Bowen 1, 2, 9, & 10

	GWC-9	GWC-10	GWC-10R	GWC-11	GWC-11R	GWC-12	GWC-13
3/30/2016	26						
3/31/2016		122	135				
4/4/2016				79	135	58	156
5/26/2016	70	143	163	105	124		
5/27/2016						66	
5/31/2016							192
8/3/2016			159	106		65	
8/4/2016					109		269
8/5/2016	95	143					
9/28/2016	152	160	208	148	104		
9/29/2016							288
9/30/2016						60	
11/21/2016	145						
11/22/2016		149	152	88	94	63	
11/28/2016							224
2/6/2017	20 (J)						
2/7/2017		123	128				
2/8/2017				62	141		
2/9/2017							386
2/13/2017						104	
4/6/2017	17 (J)						
4/10/2017		95	186	92	114		
4/11/2017						63	
4/12/2017							254
6/13/2017	32						
6/14/2017		150	150			97	
6/15/2017				96	153		
6/16/2017							309
10/3/2017	71						
10/4/2017		140	153	78	121	74	
10/9/2017							269
3/20/2018	49	93					
3/21/2018			192	111			211
3/22/2018					139	54	
9/18/2018	38	155	155	106	139	73	
9/19/2018							222
3/21/2019	39						
3/22/2019		95	140				
3/23/2019				64	148	58	135
9/16/2019	85						
9/17/2019		165	172	101	143	62	
9/18/2019							200
3/12/2020	16	63	81	96	125	64	
3/13/2020							143
9/17/2020	94	140	125				
9/21/2020				93	145	62	
9/22/2020							176
3/18/2021	<25	74	62				82
3/19/2021				79	135	53	
8/10/2021	22	120					
8/11/2021			138	53	149	58	131
2/2/2022	21					54	

ND substitution: RL or RL/2 if <15% NDs.

Time Series

Constituent: TDS (mg/L) Analysis Run 8/10/2026 3:49 PM

Plant Bowen Client: Southern Company Data: Bowen 1, 2, 9, & 10

	GWC-9	GWC-10	GWC-10R	GWC-11	GWC-11R	GWC-12	GWC-13
2/4/2022		102	156	120	157		
2/17/2022							119
8/17/2022	25	128					
8/18/2022			135	59	141	48	132
2/20/2023		47	154	98	149		
2/21/2023	<25					42	
2/22/2023							1020 (O)
4/11/2023							120
7/31/2023	62	143	144				
8/1/2023				121	151	63	197
2/27/2024	26	103	157			67	143
2/28/2024				102	158		
8/12/2024	77	162	156		149	74	189
8/13/2024				62			
2/28/2025	32	95					
3/3/2025			143		150		137
3/4/2025				100		75	
9/3/2025	104	136	151	112	142	52	182
2/18/2026	102					65	
2/19/2026		144	147	94			180
2/20/2026					146		

ND substitution: RL or RL/2 if <15% NDs.

Time Series

Constituent: TDS (mg/L) Analysis Run 8/10/2026 3:49 PM

Plant Bowen Client: Southern Company Data: Bowen 1, 2, 9, & 10

	GWC-13RZ	GWC-14Z	GWC-15R	GWC-15Z	GWC-44	GWC-45	GWC-45R
3/16/2016					<25	<25	89 (o)
4/4/2016	110 (o)						
4/5/2016		42	103	53			
5/16/2016					35	<25	169
5/31/2016			157	70			
6/1/2016	121 (o)	63					
7/25/2016					24 (J)	16 (J)	159
8/4/2016			154				
8/9/2016		267 (o)					
9/19/2016					19 (J)	12 (J)	152
9/29/2016			142				
11/3/2016					34		150
11/4/2016						13 (J)	
11/23/2016			172	118			
11/28/2016		116					
1/19/2017					13 (J)		
1/20/2017							152
1/23/2017						15 (J)	
2/9/2017		212					
2/10/2017			237 (o)	214 (o)			
2/22/2017	311						
3/28/2017					<25		
3/29/2017						<25	143
4/11/2017	212	113		127			
4/12/2017			168				
6/5/2017					206 (o)		
6/7/2017						26	192
6/14/2017		120					
6/15/2017			176	126			
6/16/2017	262						
7/12/2017	310	153		164			
7/20/2017					72		
7/26/2017				129			
7/28/2017	289						
8/10/2017	288						
9/26/2017					35		
9/27/2017						<25	159
10/5/2017		102					
10/6/2017	268		155	140			
3/15/2018					41	<25	146
3/22/2018		115					
3/23/2018	281		170	119			
9/12/2018					36		
9/13/2018						39	185
9/19/2018		114	181	138			
9/20/2018	297						
3/14/2019					110	39	195
3/22/2019	249	104		116			
3/25/2019			167				
9/11/2019					58	<25	172
9/17/2019		86	179	117			
9/19/2019	281						

ND substitution: RL or RL/2 if <15% NDs.

Time Series

Constituent: TDS (mg/L) Analysis Run 8/10/2026 3:49 PM

Plant Bowen Client: Southern Company Data: Bowen 1, 2, 9, & 10

	GWC-13RZ	GWC-14Z	GWC-15R	GWC-15Z	GWC-44	GWC-45	GWC-45R
3/10/2020					127	60	245
3/13/2020		59	169	76			
3/17/2020	256						
9/11/2020						11	146
9/15/2020					56		
9/21/2020		94	186	122			
9/22/2020	248						
3/11/2021					43	12	167
3/18/2021		57	153	54			
3/19/2021	250						
8/4/2021					62		
8/6/2021						17	186
8/11/2021		77	181	122			
8/12/2021	263						
1/31/2022					63		
2/1/2022						70	201
2/4/2022	262	92	162				
2/7/2022				121			
8/12/2022						14	159
8/15/2022					50		
8/18/2022		83					
8/19/2022	243		152	112			
2/14/2023					70.9		
2/15/2023						33.9	206
2/22/2023	254	65	174	111			
7/26/2023					32	<25	186
8/1/2023		83		114			
8/2/2023	282		136				
2/20/2024					48	<25	181
2/28/2024	248	79	149	121			
8/5/2024						78	197
8/6/2024					27		
8/13/2024	237	89	133	124			
2/26/2025					63	<25	185
3/3/2025		73	127	124			
3/4/2025	252						
8/28/2025					34		
9/2/2025						<25	195
9/4/2025	235	75	134	112			
2/16/2026					29		
2/17/2026						29	176
2/20/2026	232						
2/24/2026		73	134	127			

ND substitution: RL or RL/2 if <15% NDs.

Time Series

Constituent: TDS (mg/L) Analysis Run 8/10/2026 3:49 PM

Plant Bowen Client: Southern Company Data: Bowen 1, 2, 9, & 10

	GWC-46R	GWC-47	GWC-47R	GWC-48	GWC-49R	GWC-49Z
3/10/2016	253	152	149	63		
3/17/2016					103	31
5/17/2016	251			<25		
5/18/2016		123	162		129	43
7/26/2016	249					
7/27/2016		113	132	11 (J)	108	
7/28/2016						43
9/20/2016	195	126	155	14 (J)		
9/21/2016					102	<25
11/4/2016	209		169	27	130	
11/7/2016		167				50
1/20/2017	211		135			
1/23/2017		125		15 (J)		
1/24/2017					152	63
3/28/2017	199			<25		
3/29/2017		116	147		95	
3/30/2017						<25
6/7/2017	251					
6/8/2017		131	159	29	176	
6/9/2017						20 (J)
9/27/2017		117	167			
9/29/2017	255			21 (J)	118	22 (J)
3/15/2018	231	102		<25	88	<25
3/16/2018			141			
9/13/2018	263	144	175	31	137	
9/14/2018						29
3/15/2019		125		41		
3/18/2019	251				170	
3/19/2019			154			35
9/11/2019	234		164	20	138	27
9/12/2019		121				
3/9/2020		147	44	100		51
3/10/2020	273					
3/11/2020					125	
9/11/2020					127	
9/14/2020	232	129		47		25
9/15/2020			108			
3/11/2021	209	106	143	40		
3/15/2021					107	30
8/4/2021				34		
8/5/2021	210	90	142			<25
8/11/2021					116	
1/31/2022	197			31		
2/1/2022		107	157		125	27
8/15/2022	187	141	104	37	103	<25
2/14/2023	199				114	<25
2/15/2023		111	151	30.9		
7/26/2023	206			33		
7/27/2023		105	154		117	<25
2/21/2024	215	105	114	52	126	<25
8/5/2024	226	115	160	47		
8/6/2024					132	73

ND substitution: RL or RL/2 if <15% NDs.

Time Series

Constituent: TDS (mg/L) Analysis Run 8/10/2026 3:49 PM

Plant Bowen Client: Southern Company Data: Bowen 1, 2, 9, & 10

	GWC-46R	GWC-47	GWC-47R	GWC-48	GWC-49R	GWC-49Z
2/26/2025	202	129	153	44	119	<25
8/28/2025		139				
8/29/2025	216			66	130	<25
9/2/2025			151			
2/16/2026	206					
2/17/2026		140	165	55	129	33

ND substitution: RL or RL/2 if <15% NDs.

Time Series

Constituent: Thallium (mg/L) Analysis Run 8/10/2026 3:49 PM

Plant Bowen Client: Southern Company Data: Bowen 1, 2, 9, & 10

	GWA-1 (bg)	GWA-2 (bg)	GWA-2R (bg)	GWA-3A (bg)	GWA-4RZ (bg)	GWA-39RZ (bg)	GWA-39Z (bg)
1/30/2008	<0.0005						
1/31/2008		<0.0005	<0.0005	<0.0005			
3/10/2008	<0.0005		<0.0005				
3/11/2008		<0.0005		<0.0005			
4/26/2010		<0.0005					
4/27/2010					<0.0005 (D)		
4/28/2010				<0.0005			
10/17/2011	<0.0005						
4/3/2012			<0.0005				
4/11/2012		<0.0005			<0.0005		
5/1/2012				<0.0005			
5/2/2012	<0.0005						
3/30/2015	7E-05 (J)	<0.0005	7E-05 (J)				
3/31/2015				6E-05 (J)	<0.0005		
10/11/2015					<0.0005		
10/12/2015				<0.0005			
10/13/2015	<0.0005	<0.0005	<0.0005				
3/14/2016							<0.0005
3/22/2016	<0.0005						
3/23/2016		<0.0005	<0.0005	<0.0005			
5/11/2016							<0.0005
5/19/2016	<0.0005		<0.0005				
5/20/2016		<0.0005					
5/23/2016				<0.0005			
7/19/2016							0.0001 (J)
7/29/2016	<0.0005	<0.0005	<0.0005	<0.0005			
9/15/2016							<0.0005
9/22/2016			<0.0005	<0.0005			
9/23/2016	<0.0005	<0.0005					
11/2/2016							<0.0005
11/9/2016	<0.0005	<0.0005					
11/10/2016			<0.0005	<0.0005			
1/18/2017							<0.0005
1/30/2017	<0.0005						
1/31/2017		<0.0005	<0.0005	<0.0005			
2/21/2017						<0.0005	
2/22/2017					<0.0005		
3/27/2017						<0.0005	
3/28/2017							5E-05 (J)
3/30/2017	<0.0005	<0.0005		<0.0005			
4/3/2017			<0.0005				
4/7/2017					<0.0005		
6/7/2017							<0.0005
6/8/2017						<0.0005	
6/9/2017	<0.0005		<0.0005				
6/12/2017		<0.0005		<0.0005			
6/14/2017					<0.0005		
7/12/2017					<0.0005		
7/17/2017						<0.0005	
7/20/2017					<0.0005		
7/27/2017						<0.0005	
7/28/2017					<0.0005		

ND substitution: RL or RL/2 if <15% NDs.

Time Series

Constituent: Thallium (mg/L) Analysis Run 8/10/2026 3:49 PM

Plant Bowen Client: Southern Company Data: Bowen 1, 2, 9, & 10

	GWA-1 (bg)	GWA-2 (bg)	GWA-2R (bg)	GWA-3A (bg)	GWA-4RZ (bg)	GWA-39RZ (bg)	GWA-39Z (bg)
8/9/2017					<0.0005	<0.0005	
8/24/2017					<0.0005		
9/26/2017							7E-05 (J)
9/29/2017						<0.0005	
10/2/2017	<0.0005	<0.0005	<0.0005				
10/3/2017					<0.0005		
10/4/2017				<0.0005			
3/14/2018							<0.0005
3/16/2018	<0.0005		<0.0005			<0.0005	
3/19/2018		<0.0005		<0.0005			
3/21/2018					<0.0005		
9/12/2018							<0.0005
9/14/2018		<0.0005	<0.0005			<0.0005	
9/17/2018	<0.0005			<0.0005			
9/18/2018					<0.0005		
3/14/2019						<0.0005	
3/15/2019							<0.0005
3/19/2019			<0.0005				
3/20/2019	<0.0005	<0.0005		<0.0005			
3/21/2019					<0.0005		
9/9/2019							<0.0005
9/11/2019						<0.0005	
9/12/2019	<0.0005	<0.0005					
9/13/2019			6.2E-05 (J)	<0.0005	<0.0005		
3/9/2020						<0.0005	<0.0005
3/11/2020	<0.0005	<0.0005	<0.0005	<0.0005			
3/12/2020					<0.0005		
9/10/2020							<0.0005
9/15/2020	<0.0005	<0.0005	<0.0005				
9/16/2020						<0.0005	
9/17/2020					<0.0005		
3/12/2021							<0.0005
3/16/2021	<0.0005		<0.0005		<0.0005	<0.0005	
3/17/2021		<0.0005					
3/29/2021				<0.0005			
8/4/2021							<0.0005
8/6/2021						<0.0005	
8/9/2021	<0.0005	<0.0005	<0.0005	<0.0005			
8/10/2021					<0.0005		
1/31/2022							<0.0005
2/1/2022	<0.0005	<0.0005	<0.0005				
2/2/2022				<0.0005		<0.0005	
2/3/2022					<0.0005		
8/10/2022							<0.0005
8/16/2022	<0.0005	<0.0005	<0.0005	<0.0005		<0.0005	
8/17/2022					<0.0005		
2/13/2023							<0.0005
2/14/2023						<0.0005	
2/16/2023	<0.0005	<0.0005	<0.0005				
2/17/2023				<0.0005	<0.0005		
7/25/2023						<0.0005	
7/26/2023							<0.0005

ND substitution: RL or RL/2 if <15% NDs.

Time Series

Constituent: Thallium (mg/L) Analysis Run 8/10/2026 3:49 PM

Plant Bowen Client: Southern Company Data: Bowen 1, 2, 9, & 10

	GWA-1 (bg)	GWA-2 (bg)	GWA-2R (bg)	GWA-3A (bg)	GWA-4RZ (bg)	GWA-39RZ (bg)	GWA-39Z (bg)
7/27/2023	<0.0005	<0.0005	<0.0005				
7/28/2023					<0.0005		
8/1/2023				<0.0005			
2/19/2024						<0.0005	<0.0005
2/22/2024	<0.0005	<0.0005		<0.0005			
2/26/2024			<0.0005				
2/27/2024					<0.0005		
8/1/2024						<0.0005	<0.0005
8/6/2024			<0.0005				
8/7/2024	<0.0005	<0.0005					
8/8/2024				<0.0005	<0.0005		
2/25/2025							<0.0005
2/26/2025				<0.0005		<0.0005	
2/27/2025	<0.0005	<0.0005	<0.0005				
2/28/2025					<0.0005		
8/28/2025						<0.0005	<0.0005
9/2/2025	<0.0005	<0.0005	<0.0005	<0.0005			
9/3/2025					<0.0005		
2/17/2026				<0.0005			
2/18/2026	<0.0005	<0.0005	<0.0005		<0.0005	<0.0005	<0.0005

ND substitution: RL or RL/2 if <15% NDs.

Time Series

Constituent: Thallium (mg/L) Analysis Run 8/10/2026 3:49 PM

Plant Bowen Client: Southern Company Data: Bowen 1, 2, 9, & 10

	GWA-40 (bg)	GWA-41 (bg)	GWA-41R (bg)	GWA-42 (bg)	GWA-43 (bg)	GWA-43R (bg)	GWA-50 (bg)
4/27/2010							<0.0005
4/11/2012							<0.0005
3/30/2015							<0.0005
10/11/2015							<0.0005
3/11/2016				<0.0005	<0.0005	<0.0005	
3/15/2016	<0.0005	<0.0005	<0.0005				
3/28/2016							<0.0005
5/11/2016	<0.0005						
5/12/2016		<0.0005					
5/13/2016			<0.0005		<0.0005	<0.0005	
5/16/2016				<0.0005			
5/23/2016							<0.0005
7/19/2016					9E-05 (J)	<0.0005	
7/20/2016		<0.0005					
7/21/2016	<0.0005		<0.0005				
7/22/2016				0.0002 (J)			
8/1/2016							<0.0005
9/15/2016	<0.0005	<0.0005					
9/16/2016					<0.0005	<0.0005	
9/19/2016				<0.0005			
9/21/2016			<0.0005				
9/26/2016							<0.0005
11/2/2016					<0.0005	<0.0005	
11/3/2016	<0.0005	<0.0005	<0.0005	<0.0005			
11/10/2016							<0.0005
1/17/2017	<0.0005		<0.0005	<0.0005			
1/18/2017		<0.0005			<0.0005	<0.0005	
1/30/2017							<0.0005
3/24/2017	<0.0005	<0.0005					
3/27/2017			<0.0005	<0.0005			
3/28/2017					5E-05 (J)	<0.0005	
4/7/2017							<0.0005
5/24/2017	<0.0005						
6/6/2017		<0.0005	0.0002 (J)		<0.0005	<0.0005	
6/7/2017				<0.0005			
6/12/2017							<0.0005
9/22/2017					<0.0005	<0.0005	
9/25/2017		<0.0005	<0.0005				
9/26/2017	<0.0005			<0.0005			
10/2/2017							<0.0005
3/14/2018	<0.0005	<0.0005	<0.0005	<0.0005	<0.0005		
3/15/2018						<0.0005	
3/16/2018							<0.0005
9/12/2018	<0.0005	<0.0005	<0.0005		<0.0005	<0.0005	
9/14/2018				<0.0005			
9/17/2018							<0.0005
3/13/2019	<0.0005				<0.0005	<0.0005	
3/14/2019		<0.0005	<0.0005	<0.0005			
3/19/2019							<0.0005
9/9/2019	<0.0005						
9/10/2019		<0.0005	<0.0005	<0.0005			
9/11/2019					6.2E-05 (J)	<0.0005	

ND substitution: RL or RL/2 if <15% NDs.

Time Series

Constituent: Thallium (mg/L) Analysis Run 8/10/2026 3:49 PM

Plant Bowen Client: Southern Company Data: Bowen 1, 2, 9, & 10

	GWA-40 (bg)	GWA-41 (bg)	GWA-41R (bg)	GWA-42 (bg)	GWA-43 (bg)	GWA-43R (bg)	GWA-50 (bg)
9/13/2019							<0.0005
3/6/2020		<0.0005		8.6E-05 (J)			
3/9/2020	7.8E-05 (J)		6.1E-05 (J)		<0.0005	<0.0005	
3/11/2020							<0.0005
9/10/2020		<0.0005	<0.0005	<0.0005			
9/11/2020	<0.0005				<0.0005		
9/14/2020						<0.0005	
9/16/2020							<0.0005
3/10/2021	<0.0005		<0.0005				
3/11/2021		<0.0005		<0.0005	<0.0005	<0.0005	
3/17/2021							<0.0005
8/4/2021	<0.0005	<0.0005	<0.0005	<0.0005			
8/5/2021						<0.0005	
8/6/2021					<0.0005		
8/9/2021							<0.0005
1/31/2022	<0.0005	<0.0005	<0.0005	<0.0005	<0.0005	<0.0005	
2/1/2022							<0.0005
8/10/2022				<0.0005		<0.0005	
8/11/2022		<0.0005	<0.0005		<0.0005		
8/12/2022	<0.0005						
8/16/2022							<0.0005
2/13/2023	<0.0005	<0.0005	<0.0005	<0.0005		<0.0005	
2/14/2023					<0.0005		
2/16/2023							<0.0005
7/25/2023		<0.0005	<0.0005		<0.0005	<0.0005	
7/26/2023	<0.0005			<0.0005			
7/28/2023							<0.0005
2/19/2024	<0.0005	<0.0005	<0.0005				
2/20/2024				<0.0005	<0.0005	<0.0005	
2/22/2024							<0.0005
8/1/2024	<0.0005	<0.0005	<0.0005	<0.0005			
8/2/2024					<0.0005	<0.0005	
8/8/2024							<0.0005
2/25/2025	<0.0005	<0.0005	<0.0005	<0.0005	<0.0005	<0.0005	
2/27/2025							<0.0005
8/27/2025	<0.0005		<0.0005				
8/28/2025		<0.0005		<0.0005	<0.0005	<0.0005	
9/2/2025							<0.0005
2/16/2026	<0.0005	<0.0005	<0.0005	<0.0005	<0.0005	<0.0005	
2/17/2026							<0.0005

ND substitution: RL or RL/2 if <15% NDs.

Time Series

Constituent: Thallium (mg/L) Analysis Run 8/10/2026 3:49 PM

Plant Bowen Client: Southern Company Data: Bowen 1, 2, 9, & 10

	GWA-50R (bg)	GWC-5	GWC-6	GWC-6RZ	GWC-7Z	GWC-8RR	GWC-8Z
1/16/2008					<0.0005		
1/23/2008		<0.0005	<0.0005			<0.0005	<0.0005
3/6/2008					<0.0005		
3/10/2008						<0.0005	<0.0005
3/11/2008		<0.0005	<0.0005				
4/27/2010					<0.0005		
4/28/2010							<0.0005
10/18/2011			<0.0005			<0.0005	
10/19/2011	<0.0005	<0.0005					
4/24/2012					<0.0005		
4/30/2012						<0.0005	<0.0005
5/1/2012	<0.0005						
5/2/2012		<0.0005	<0.0005				
3/30/2015	<0.0005						
3/31/2015		<0.0005					
4/1/2015			0.0001 (J)				
4/2/2015					<0.0005		<0.0005
4/3/2015						<0.0005	
10/8/2015						<0.0005	0.0001 (J)
10/9/2015			<0.0005	<0.0005			
10/10/2015					9E-05 (J)		
10/11/2015	<0.0005						
10/12/2015		<0.0005					
3/22/2016							<0.0005
3/28/2016	<0.0005	<0.0005					
3/29/2016			<0.0005	<0.0005			
3/30/2016						<0.0005	
5/24/2016			<0.0005	<0.0005		<0.0005	
5/25/2016	<0.0005	<0.0005					<0.0005
5/31/2016					<0.0005		
8/1/2016	<0.0005	<0.0005	<0.0005	<0.0005			
8/2/2016					<0.0005	<0.0005	<0.0005
9/26/2016	<0.0005		<0.0005	<0.0005			<0.0005
9/27/2016		<0.0005			<0.0005	<0.0005	
11/11/2016	<0.0005	<0.0005					
11/14/2016				<0.0005			
11/18/2016			<0.0005				
11/21/2016					<0.0005		<0.0005
11/22/2016						<0.0005	
1/30/2017	<0.0005						
1/31/2017		<0.0005					
2/1/2017			<0.0005	<0.0005	<0.0005		
2/3/2017							<0.0005
2/6/2017						<0.0005	
4/3/2017	<0.0005	<0.0005					
4/6/2017			5E-05 (J)	<0.0005	<0.0005	<0.0005	
4/7/2017							<0.0005
6/12/2017	<0.0005	<0.0005					
6/13/2017			<0.0005	<0.0005	<0.0005		7E-05 (J)
6/14/2017						<0.0005	
7/14/2017					<0.0005		
10/2/2017	<0.0005						

ND substitution: RL or RL/2 if <15% NDs.

Time Series

Constituent: Thallium (mg/L) Analysis Run 8/10/2026 3:49 PM

Plant Bowen Client: Southern Company Data: Bowen 1, 2, 9, & 10

	GWA-50R (bg)	GWC-5	GWC-6	GWC-6RZ	GWC-7Z	GWC-8RR	GWC-8Z
10/3/2017		<0.0005	<0.0005	<0.0005	<0.0005		<0.0005
10/4/2017						<0.0005	
3/16/2018	<0.0005						
3/19/2018		<0.0005	<0.0005				
3/20/2018				<0.0005	<0.0005		<0.0005
3/21/2018						<0.0005	
9/17/2018		<0.0005	<0.0005	<0.0005			
9/18/2018	<0.0005				<0.0005	<0.0005	<0.0005
3/19/2019	<0.0005						
3/20/2019		<0.0005					
3/21/2019			<0.0005	<0.0005	<0.0005		
3/27/2019						<0.0005	
5/6/2019							<0.0005
9/12/2019	<0.0005						
9/13/2019					5.7E-05 (J)		
9/16/2019		8.4E-05 (J)	<0.0005	<0.0005		<0.0005	<0.0005
3/11/2020	5.9E-05 (J)						
3/12/2020			<0.0005	<0.0005	0.00022 (J)	<0.0005	
3/16/2020		<0.0005					<0.0005
9/15/2020	<0.0005						
9/16/2020		<0.0005	<0.0005	<0.0005	0.00019 (J)		
9/17/2020						<0.0005	<0.0005
3/17/2021	<0.0005	<0.0005	<0.0005	<0.0005	0.00015 (J)	<0.0005	
3/18/2021							<0.0005
8/9/2021	<0.0005	<0.0005					
8/10/2021			<0.0005	<0.0005	<0.0005	<0.0005	<0.0005
2/2/2022	<0.0005	<0.0005	<0.0005	<0.0005	<0.0005	<0.0005	<0.0005
8/16/2022		<0.0005					
8/17/2022	<0.0005		<0.0005	<0.0005	0.00024 (J)	<0.0005	<0.0005
2/16/2023	<0.0005						
2/17/2023			<0.0005	<0.0005			
2/20/2023		<0.0005			<0.0005		<0.0005
2/21/2023						<0.0005	
7/28/2023	<0.0005	<0.0005		<0.0005			
7/31/2023			<0.0005		<0.0005	<0.0005	<0.0005
2/22/2024	<0.0005						
2/26/2024		<0.0005	<0.0005	<0.0005	<0.0005		<0.0005
2/27/2024						<0.0005	
8/8/2024	<0.0005	<0.0005	<0.0005	<0.0005	<0.0005		
8/12/2024						<0.0005	<0.0005
2/27/2025		<0.0005	<0.0005	<0.0005	<0.0005		
2/28/2025	<0.0005						<0.0005
3/4/2025						<0.0005	
9/2/2025	<0.0005			<0.0005			
9/3/2025		<0.0005	<0.0005		<0.0005	<0.0005	<0.0005
2/17/2026	<0.0005						
2/19/2026		<0.0005			<0.0005	<0.0005	<0.0005
2/20/2026			<0.0005	<0.0005			

ND substitution: RL or RL/2 if <15% NDs.

Time Series

Constituent: Thallium (mg/L) Analysis Run 8/10/2026 3:49 PM

Plant Bowen Client: Southern Company Data: Bowen 1, 2, 9, & 10

	GWC-9	GWC-10	GWC-10R	GWC-11	GWC-11R	GWC-12	GWC-13
1/15/2008	<0.0005						
1/16/2008						<0.0005	
1/30/2008		<0.0005	<0.0005	<0.0005	<0.0005		
1/31/2008							<0.0005
3/5/2008				<0.0005		<0.0005	<0.0005
3/6/2008	<0.0005	<0.0005	<0.0005		<0.0005		
4/26/2010		<0.0005					
4/27/2010						<0.0005	
4/28/2010							<0.0005
10/18/2011							<0.0005
4/3/2012			<0.0005	<0.0005			
4/4/2012	<0.0005	<0.0005			<0.0005		
4/24/2012						<0.0005	
4/25/2012							<0.0005
4/1/2015				<0.0005	<0.0005	<0.0005	<0.0005
4/2/2015	<0.0005	<0.0005	<0.0005				
10/10/2015	<0.0005	<0.0005					
10/11/2015				<0.0005	0.0002 (J)		
10/12/2015			<0.0005				
10/14/2015						<0.0005	
10/15/2015							<0.0005
3/30/2016	<0.0005						
3/31/2016		<0.0005	<0.0005				
4/4/2016				<0.0005	<0.0005	<0.0005	<0.0005
5/26/2016	<0.0005	<0.0005	<0.0005	<0.0005	<0.0005		
5/27/2016						<0.0005	
5/31/2016							<0.0005
8/3/2016			0.0001 (J)	<0.0005		<0.0005	
8/4/2016					<0.0005		<0.0005
8/5/2016	<0.0005	<0.0005					
9/28/2016	<0.0005	<0.0005	<0.0005	<0.0005	<0.0005		
9/29/2016							<0.0005
9/30/2016						<0.0005	
11/21/2016	<0.0005						
11/22/2016		<0.0005	<0.0005	<0.0005	<0.0005	<0.0005	
11/28/2016							<0.0005
2/6/2017	<0.0005						
2/7/2017		<0.0005	<0.0005				
2/8/2017				<0.0005	<0.0005		
2/9/2017							<0.0005
2/13/2017						<0.0005	
4/6/2017	<0.0005						
4/10/2017		<0.0005	<0.0005	<0.0005	<0.0005		
4/11/2017						<0.0005	
4/12/2017							<0.0005
6/13/2017	<0.0005						
6/14/2017		<0.0005	<0.0005			<0.0005	
6/15/2017				<0.0005	<0.0005		
6/16/2017							<0.0005
10/3/2017	<0.0005						
10/4/2017		<0.0005	<0.0005	<0.0005	<0.0005	<0.0005	
10/9/2017							<0.0005

ND substitution: RL or RL/2 if <15% NDs.

Time Series

Constituent: Thallium (mg/L) Analysis Run 8/10/2026 3:49 PM

Plant Bowen Client: Southern Company Data: Bowen 1, 2, 9, & 10

	GWC-9	GWC-10	GWC-10R	GWC-11	GWC-11R	GWC-12	GWC-13
3/20/2018	<0.0005	<0.0005					
3/21/2018			<0.0005	<0.0005			<0.0005
3/22/2018					<0.0005	<0.0005	
9/18/2018	<0.0005	<0.0005	<0.0005	<0.0005	<0.0005	<0.0005	
9/19/2018							<0.0005
3/21/2019	<0.0005						
3/22/2019		<0.0005	<0.0005				
3/23/2019				<0.0005	<0.0005	<0.0005	<0.0005
9/16/2019	<0.0005						
9/17/2019		<0.0005	<0.0005	<0.0005	<0.0005	<0.0005	
9/18/2019							<0.0005
3/12/2020	<0.0005	<0.0005	5.4E-05 (J)	<0.0005	<0.0005	<0.0005	
3/13/2020							<0.0005
9/17/2020	<0.0005	<0.0005	<0.0005				
9/21/2020				<0.0005	<0.0005	<0.0005	
9/22/2020							<0.0005
3/18/2021	<0.0005	<0.0005	<0.0005				<0.0005
3/19/2021				<0.0005	<0.0005	<0.0005	
8/10/2021	<0.0005	<0.0005					
8/11/2021			<0.0005	<0.0005	<0.0005	<0.0005	<0.0005
2/2/2022	<0.0005					<0.0005	
2/4/2022		<0.0005	<0.0005	<0.0005	<0.0005		
2/17/2022							<0.0005
8/17/2022	<0.0005	<0.0005					
8/18/2022			<0.0005	<0.0005	<0.0005	<0.0005	<0.0005
2/20/2023		<0.0005	<0.0005	<0.0005	<0.0005		
2/21/2023	<0.0005					<0.0005	
2/22/2023							<0.0005
7/31/2023	<0.0005	<0.0005	<0.0005				
8/1/2023				<0.0005	<0.0005	<0.0005	<0.0005
2/27/2024	<0.0005	<0.0005	<0.0005			<0.0005	<0.0005
2/28/2024				<0.0005	<0.0005		
8/12/2024	<0.0005	<0.0005	<0.0005		<0.0005	<0.0005	<0.0005
8/13/2024				<0.0005			
2/28/2025	<0.0005	<0.0005					
3/3/2025			<0.0005		<0.0005		<0.0005
3/4/2025				<0.0005		<0.0005	
9/3/2025	<0.0005	<0.0005	<0.0005	<0.0005	<0.0005	<0.0005	<0.0005
2/18/2026	<0.0005					<0.0005	
2/19/2026		<0.0005	<0.0005	<0.0005			<0.0005
2/20/2026					<0.0005		

ND substitution: RL or RL/2 if <15% NDs.

Time Series

Constituent: Thallium (mg/L) Analysis Run 8/10/2026 3:49 PM

Plant Bowen Client: Southern Company Data: Bowen 1, 2, 9, & 10

	GWC-13RZ	GWC-14Z	GWC-15R	GWC-15Z	GWC-44	GWC-45	GWC-45R
1/15/2008		<0.0005	<0.0005	<0.0005		<0.0005	<0.0005
1/31/2008	<0.0005						
3/5/2008	<0.0005	<0.0005				<0.0005	<0.0005
3/6/2008			<0.0005				
3/10/2008				<0.0005			
4/27/2010			<0.0005	<0.0005			
4/28/2010	<0.0005						
4/3/2012						<0.0005	
4/4/2012		<0.0005					
4/23/2012			<0.0005				
4/25/2012	<0.0005			<0.0005			
5/3/2012							<0.0005
3/31/2015	<0.0005						
4/3/2015		<0.0005	<0.0005	0.0002 (J)		<0.0005	<0.0005
10/6/2015				0.0005 (J)			
10/7/2015		<0.0005	<0.0005			<0.0005	
10/9/2015							<0.0005
10/14/2015	<0.0005						
3/16/2016					<0.0005	<0.0005	<0.0005
4/4/2016	<0.0005						
4/5/2016		<0.0005	<0.0005	0.00036 (J)			
5/16/2016					<0.0005	<0.0005	<0.0005
5/31/2016			<0.0005	0.000373 (J)			
6/1/2016	<0.0005	<0.0005					
7/25/2016					<0.0005	<0.0005	<0.0005
8/4/2016			<0.0005				
8/9/2016		<0.0005					
9/19/2016					<0.0005	<0.0005	<0.0005
9/29/2016			<0.0005				
11/3/2016					<0.0005		<0.0005
11/4/2016						<0.0005	
11/23/2016			<0.0005	<0.0005			
11/28/2016		<0.0005					
1/19/2017					<0.0005		
1/20/2017							<0.0005
1/23/2017						<0.0005	
2/9/2017		<0.0005					
2/10/2017			<0.0005	<0.0005			
2/22/2017	<0.0005						
3/28/2017					5E-05 (J)		
3/29/2017						<0.0005	<0.0005
4/11/2017	<0.0005	<0.0005		<0.0005			
4/12/2017			<0.0005				
6/5/2017					5E-05 (J)		
6/7/2017						<0.0005	<0.0005
6/14/2017		<0.0005					
6/15/2017			<0.0005	<0.0005			
6/16/2017	<0.0005						
7/12/2017	6E-05 (J)	<0.0005		<0.0005			
7/26/2017				<0.0005			
7/28/2017	<0.0005						
8/10/2017	<0.0005						

ND substitution: RL or RL/2 if <15% NDs.

Time Series

Constituent: Thallium (mg/L) Analysis Run 8/10/2026 3:49 PM

Plant Bowen Client: Southern Company Data: Bowen 1, 2, 9, & 10

	GWC-13RZ	GWC-14Z	GWC-15R	GWC-15Z	GWC-44	GWC-45	GWC-45R
9/26/2017					<0.0005		
9/27/2017						<0.0005	<0.0005
10/5/2017		<0.0005					
10/6/2017	<0.0005		<0.0005	<0.0005			
3/15/2018					<0.0005	<0.0005	<0.0005
3/22/2018		<0.0005					
3/23/2018	<0.0005		<0.0005	<0.0005			
9/12/2018					<0.0005		
9/13/2018						<0.0005	<0.0005
9/19/2018		<0.0005	<0.0005	<0.0005			
9/20/2018	<0.0005						
3/14/2019					<0.0005	<0.0005	<0.0005
3/22/2019	<0.0005	<0.0005		<0.0005			
3/25/2019			<0.0005				
9/11/2019					<0.0005	<0.0005	<0.0005
9/17/2019		<0.0005	<0.0005	<0.0005			
9/19/2019	<0.0005						
3/10/2020					<0.0005	<0.0005	<0.0005
3/13/2020		<0.0005	<0.0005	<0.0005			
3/17/2020	<0.0005						
9/11/2020						<0.0005	<0.0005
9/15/2020					<0.0005		
9/21/2020		<0.0005	<0.0005	<0.0005			
9/22/2020	<0.0005						
3/11/2021					<0.0005	<0.0005	<0.0005
3/18/2021		<0.0005	<0.0005	<0.0005			
3/19/2021	<0.0005						
8/4/2021					<0.0005		
8/6/2021						<0.0005	<0.0005
8/11/2021		<0.0005	<0.0005	<0.0005			
8/12/2021	<0.0005						
1/31/2022					<0.0005		
2/1/2022						<0.0005	<0.0005
2/4/2022	<0.0005	<0.0005	<0.0005				
2/7/2022				<0.0005			
8/12/2022						<0.0005	<0.0005
8/15/2022					<0.0005		
8/18/2022		<0.0005					
8/19/2022	<0.0005		<0.0005	<0.0005			
2/14/2023					<0.0005		
2/15/2023						<0.0005	<0.0005
2/22/2023	<0.0005	<0.0005	<0.0005	<0.0005			
7/26/2023					<0.0005	<0.0005	<0.0005
8/1/2023		<0.0005		<0.0005			
8/2/2023	<0.0005		<0.0005				
2/20/2024					<0.0005	<0.0005	<0.0005
2/28/2024	<0.0005	<0.0005	<0.0005	<0.0005			
8/5/2024						<0.0005	<0.0005
8/6/2024					<0.0005		
8/13/2024	<0.0005	<0.0005	<0.0005	<0.0005			
2/26/2025					<0.0005	<0.0005	<0.0005
3/3/2025		<0.0005	<0.0005	<0.0005			

ND substitution: RL or RL/2 if <15% NDs.

Time Series

Constituent: Thallium (mg/L) Analysis Run 8/10/2026 3:49 PM

Plant Bowen Client: Southern Company Data: Bowen 1, 2, 9, & 10

	GWC-13RZ	GWC-14Z	GWC-15R	GWC-15Z	GWC-44	GWC-45	GWC-45R
3/4/2025	<0.0005						
8/28/2025					<0.0005		
9/2/2025						<0.0005	<0.0005
9/4/2025	<0.0005	<0.0005	<0.0005	<0.0005			
2/16/2026					<0.0005		
2/17/2026						<0.0005	<0.0005
2/20/2026	<0.0005						
2/24/2026		<0.0005	<0.0005	<0.0005			

ND substitution: RL or RL/2 if <15% NDs.

Time Series

Constituent: Thallium (mg/L) Analysis Run 8/10/2026 3:49 PM

Plant Bowen Client: Southern Company Data: Bowen 1, 2, 9, & 10

	GWC-46R	GWC-47	GWC-47R	GWC-48	GWC-49R	GWC-49Z
3/10/2016	<0.0005	<0.0005	0.00116	<0.0005		
3/17/2016					<0.0005	<0.0005
5/17/2016	<0.0005			<0.0005		
5/18/2016		<0.0005	0.000768 (J)		<0.0005	<0.0005
7/26/2016	7E-05 (J)					
7/27/2016		9E-05 (J)	0.0004 (J)	9E-05 (J)	0.0001 (J)	
7/28/2016						<0.0005
9/20/2016	<0.0005	<0.0005	0.0004 (J)	<0.0005		
9/21/2016					<0.0005	<0.0005
11/4/2016	<0.0005		0.0003 (J)	<0.0005	<0.0005	
11/7/2016		<0.0005				<0.0005
1/20/2017	<0.0005		0.0003 (J)			
1/23/2017		<0.0005		<0.0005		
1/24/2017					<0.0005	<0.0005
3/28/2017	7E-05 (J)			6E-05 (J)		
3/29/2017		7E-05 (J)	0.0003 (J)		<0.0005	
3/30/2017						5E-05 (J)
6/7/2017	6E-05 (J)					
6/8/2017		<0.0005	0.0003 (J)	8E-05 (J)	<0.0005	
6/9/2017						<0.0005
9/27/2017		6E-05 (J)	0.0003 (J)			
9/29/2017	6E-05 (J)			9E-05 (J)	<0.0005	<0.0005
3/15/2018	<0.0005	<0.0005		<0.0005	<0.0005	<0.0005
3/16/2018			0.00036 (J)			
9/13/2018	<0.0005	<0.0005	0.00021 (J)	<0.0005	<0.0005	
9/14/2018						<0.0005
3/15/2019		<0.0005		<0.0005		
3/18/2019	<0.0005				<0.0005	
3/19/2019			0.00027 (J)			<0.0005
9/11/2019	<0.0005		0.00023 (J)	0.00012 (J)	<0.0005	<0.0005
9/12/2019		<0.0005				
3/9/2020		<0.0005	0.00021 (J)	9E-05 (J)		<0.0005
3/10/2020	<0.0005					
3/11/2020					<0.0005	
9/11/2020					<0.0005	
9/14/2020	<0.0005	<0.0005		<0.0005		<0.0005
9/15/2020			0.00016 (J)			
3/11/2021	<0.0005	<0.0005	<0.0005	<0.0005		
3/15/2021					<0.0005	<0.0005
8/4/2021				<0.0005		
8/5/2021	<0.0005	<0.0005	<0.0005			<0.0005
8/11/2021					<0.0005	
1/31/2022	<0.0005			<0.0005		
2/1/2022		<0.0005	<0.0005		<0.0005	<0.0005
8/15/2022	<0.0005	<0.0005	<0.0005	<0.0005	<0.0005	<0.0005
2/14/2023	<0.0005				<0.0005	<0.0005
2/15/2023		<0.0005	<0.0005	<0.0005		
7/26/2023	<0.0005			<0.0005		
7/27/2023		0.0002 (J)	0.0002 (J)		<0.0005	<0.0005
2/21/2024	<0.0005	<0.0005	<0.0005	<0.0005	<0.0005	<0.0005
8/5/2024	<0.0005	<0.0005	<0.0005	<0.0005		
8/6/2024					<0.0005	<0.0005

ND substitution: RL or RL/2 if <15% NDs.

Time Series

Constituent: Thallium (mg/L) Analysis Run 8/10/2026 3:49 PM

Plant Bowen Client: Southern Company Data: Bowen 1, 2, 9, & 10

	GWC-46R	GWC-47	GWC-47R	GWC-48	GWC-49R	GWC-49Z
2/26/2025	<0.0005	<0.0005	<0.0005	<0.0005	<0.0005	<0.0005
8/28/2025		<0.0005				
8/29/2025	<0.0005			<0.0005	<0.0005	<0.0005
9/2/2025			<0.0005			
9/24/2025	<0.0005					
2/16/2026	<0.0005					
2/17/2026		<0.0005	<0.0005	<0.0005	<0.0005	<0.0005

ND substitution: RL or RL/2 if <15% NDs.

Time Series

Constituent: Vanadium (mg/L) Analysis Run 8/10/2026 3:49 PM

Plant Bowen Client: Southern Company Data: Bowen 1, 2, 9, & 10

	GWA-1 (bg)	GWA-2 (bg)	GWA-2R (bg)	GWA-3A (bg)	GWA-4RZ (bg)	GWA-39RZ (bg)	GWA-39Z (bg)
8/23/2007	<0.005	<0.005	<0.005	<0.005			
10/23/2007	<0.005						
10/24/2007		<0.005	<0.005				
11/2/2007				<0.005			
11/18/2007	<0.005	0.0051	<0.005	0.0046			
1/30/2008	<0.005						
1/31/2008		<0.005	0.0078	<0.005			
3/10/2008	<0.005		<0.005				
3/11/2008		0.0032		<0.005			
5/6/2008		<0.005					
5/13/2008	<0.005		<0.005				
5/14/2008				<0.005			
12/4/2008		0.016 (O)	<0.005				
12/5/2008	<0.005			<0.005			
4/15/2009	<0.005			<0.005			
4/21/2009		0.005	0.0036				
5/20/2009					0.0052		
10/7/2009	0.0099	<0.005					
10/8/2009			<0.005	<0.005			
10/19/2009					<0.005		
4/21/2010			<0.005				
4/26/2010		<0.005					
4/27/2010					<0.005		
4/28/2010				<0.005			
5/3/2010	<0.005						
9/28/2010			<0.005				
10/4/2010		0.0025			0.01		
10/6/2010				<0.005			
10/12/2010	<0.005						
4/12/2011			<0.005				
4/13/2011		<0.005					
4/14/2011					<0.005		
4/21/2011				<0.005			
4/27/2011	<0.005						
10/4/2011			<0.005				
10/5/2011		<0.005			<0.005		
10/13/2011				<0.005			
10/17/2011	<0.005						
4/3/2012			<0.005				
4/11/2012		<0.005			<0.005		
5/1/2012				<0.005			
5/2/2012	<0.005						
10/2/2012					0.0053		
10/8/2012	<0.005						
10/9/2012		<0.005	<0.005	<0.005			
4/11/2013			<0.005	<0.005	<0.005		
4/12/2013	<0.005						
4/15/2013		<0.005					
10/15/2013		<0.005					
10/16/2013	<0.005		<0.005	<0.005			
10/21/2013					<0.005		
4/10/2014			0.0012 (J)				

ND substitution: RL or RL/2 if <15% NDs.

Time Series

Constituent: Vanadium (mg/L) Analysis Run 8/10/2026 3:49 PM

Plant Bowen Client: Southern Company Data: Bowen 1, 2, 9, & 10

	GWA-1 (bg)	GWA-2 (bg)	GWA-2R (bg)	GWA-3A (bg)	GWA-4RZ (bg)	GWA-39RZ (bg)	GWA-39Z (bg)
4/11/2014	<0.005						
4/22/2014		<0.005					
4/23/2014				<0.005	<0.005		
9/30/2014	<0.005	<0.005	<0.005				
10/4/2014				<0.005	0.0089		
3/30/2015	0.0067	0.0016 (J)	<0.005				
3/31/2015				0.0023 (J)	0.0025 (J)		
10/11/2015					0.0019 (J)		
10/12/2015				<0.005			
10/13/2015	<0.005	<0.005	<0.005				
3/14/2016							<0.005
3/22/2016	0.00214 (J)						
3/23/2016		<0.005	<0.005	<0.005			
5/11/2016							<0.005
7/19/2016							<0.005
7/29/2016	<0.005	<0.005	<0.005	<0.005			
9/15/2016							<0.005
11/2/2016							<0.005
1/18/2017							<0.005
2/21/2017						<0.005	
3/27/2017						<0.005	
3/28/2017							<0.005
3/30/2017	<0.005	<0.005		<0.005			
4/3/2017			<0.005				
4/7/2017					<0.005		
9/26/2017							<0.005
9/29/2017						<0.005	
10/2/2017	<0.005	<0.005	<0.005				
10/3/2017					<0.005		
10/4/2017				<0.005			
3/14/2018							<0.005
3/16/2018	<0.005		<0.005			<0.005	
3/19/2018		<0.005		<0.005			
3/21/2018					<0.005		
9/12/2018							<0.005
9/14/2018		<0.005	<0.005			<0.005	
9/17/2018	<0.005			<0.005			
9/18/2018					<0.005		
3/14/2019						<0.005	
3/15/2019							<0.005
3/19/2019			<0.005				
3/20/2019	<0.005	<0.005		<0.005			
3/21/2019					<0.005		
9/9/2019							<0.005
9/11/2019						0.00086 (J)	
9/12/2019	<0.005	<0.005					
9/13/2019			0.001 (J)	<0.005	0.00084 (J)		
3/9/2020						<0.005	<0.005
3/11/2020	<0.005	<0.005	0.00084 (J)	<0.005			
3/12/2020					<0.005		
9/10/2020							<0.005
9/15/2020	<0.005	<0.005	<0.005				

ND substitution: RL or RL/2 if <15% NDs.

Time Series

Constituent: Vanadium (mg/L) Analysis Run 8/10/2026 3:49 PM

Plant Bowen Client: Southern Company Data: Bowen 1, 2, 9, & 10

	GWA-1 (bg)	GWA-2 (bg)	GWA-2R (bg)	GWA-3A (bg)	GWA-4RZ (bg)	GWA-39RZ (bg)	GWA-39Z (bg)
9/16/2020						<0.005	
9/17/2020					<0.005		
3/12/2021							<0.005
3/16/2021	<0.005		<0.005		<0.005	<0.005	
3/17/2021		<0.005					
3/29/2021				<0.005			
8/4/2021							<0.005
8/6/2021						<0.005	
8/9/2021	<0.005	<0.005	<0.005	<0.005			
8/10/2021					<0.005		
1/31/2022							<0.005
2/1/2022	<0.005	<0.005	<0.005				
2/2/2022				<0.005		<0.005	
2/3/2022					<0.005		
8/10/2022							<0.005
8/16/2022	<0.005	<0.005	<0.005	<0.005		<0.005	
8/17/2022					<0.005		
2/13/2023							<0.005
2/14/2023						<0.005	
2/16/2023	<0.005	<0.005	<0.005				
2/17/2023				<0.005	<0.005		
7/25/2023						<0.005	
7/26/2023							<0.005
7/27/2023	<0.005	<0.005	<0.005				
7/28/2023					<0.005		
8/1/2023				<0.005			
2/19/2024						0.001 (J)	<0.005
2/22/2024	<0.005	<0.005		<0.005			
2/26/2024			<0.005				
2/27/2024					<0.005		
8/1/2024						<0.005	<0.005
8/6/2024			0.0015 (J)				
8/7/2024	<0.005	<0.005					
8/8/2024				<0.005	<0.005		
2/25/2025							<0.005
2/26/2025				<0.005		<0.005	
2/27/2025	<0.005	<0.005	<0.005				
2/28/2025					<0.005		
8/28/2025						<0.005	<0.005
9/2/2025	<0.005	<0.005	<0.005	<0.005			
9/3/2025					<0.005		
2/17/2026				<0.005			
2/18/2026	0.0012 (J)	<0.005	<0.005		<0.005	<0.005	<0.005

ND substitution: RL or RL/2 if <15% NDs.

Time Series

Constituent: Vanadium (mg/L) Analysis Run 8/10/2026 3:49 PM

Plant Bowen Client: Southern Company Data: Bowen 1, 2, 9, & 10

	GWA-40 (bg)	GWA-41 (bg)	GWA-41R (bg)	GWA-42 (bg)	GWA-43 (bg)	GWA-43R (bg)	GWA-50 (bg)
12/12/2008							<0.005
4/23/2009							<0.005
10/6/2009							<0.005
4/27/2010							<0.005
9/30/2010							<0.005
4/14/2011							<0.005
10/5/2011							<0.005
4/11/2012							<0.005
10/2/2012							<0.005
4/9/2013							<0.005
10/15/2013							<0.005
4/10/2014							<0.005
10/1/2014							<0.005
3/30/2015							<0.005
10/11/2015							<0.005
3/11/2016				<0.005	0.00204 (J)	0.00202 (J)	
3/15/2016	<0.005	<0.005	<0.005				
3/28/2016							<0.005
5/11/2016	<0.005						
5/12/2016		<0.005					
5/13/2016			<0.005		<0.005	<0.005	
5/16/2016				<0.005			
7/19/2016					<0.005	<0.005	
7/20/2016		<0.005					
7/21/2016	<0.005		<0.005				
7/22/2016				<0.005			
8/1/2016							<0.005
9/15/2016	<0.005	<0.005					
9/16/2016					<0.005	<0.005	
9/19/2016				<0.005			
9/21/2016			<0.005				
11/2/2016					<0.005	<0.005	
11/3/2016	<0.005	<0.005	<0.005	<0.005			
1/17/2017	<0.005		<0.005	<0.005			
1/18/2017		<0.005			<0.005	<0.005	
3/24/2017	<0.005	<0.005					
3/27/2017			<0.005	<0.005			
3/28/2017					<0.005	<0.005	
4/7/2017							<0.005
9/22/2017					<0.005	<0.005	
9/25/2017		<0.005	<0.005				
9/26/2017	<0.005			<0.005			
10/2/2017							<0.005
3/14/2018	<0.005	<0.005	<0.005	<0.005	<0.005		
3/15/2018						<0.005	
3/16/2018							<0.005
9/12/2018	<0.005	<0.005	<0.005		<0.005	<0.005	
9/14/2018				<0.005			
9/17/2018							<0.005
3/13/2019	<0.005				<0.005	<0.005	
3/14/2019		<0.005	<0.005	<0.005			
3/19/2019							<0.005

ND substitution: RL or RL/2 if <15% NDs.

Time Series

Constituent: Vanadium (mg/L) Analysis Run 8/10/2026 3:49 PM

Plant Bowen Client: Southern Company Data: Bowen 1, 2, 9, & 10

	GWA-40 (bg)	GWA-41 (bg)	GWA-41R (bg)	GWA-42 (bg)	GWA-43 (bg)	GWA-43R (bg)	GWA-50 (bg)
9/9/2019	<0.005						
9/10/2019		<0.005	<0.005	<0.005			
9/11/2019					<0.005	<0.005	
9/13/2019							<0.005
3/6/2020		<0.005		<0.005			
3/9/2020	<0.005		<0.005		<0.005	0.00074 (J)	
3/11/2020							<0.005
9/10/2020		<0.005	<0.005	<0.005			
9/11/2020	<0.005				<0.005		
9/14/2020						<0.005	
9/16/2020							<0.005
3/10/2021	<0.005		<0.005				
3/11/2021		<0.005		<0.005	<0.005	<0.005	
3/17/2021							<0.005
8/4/2021	<0.005	<0.005	<0.005	<0.005			
8/5/2021						<0.005	
8/6/2021					<0.005		
8/9/2021							<0.005
1/31/2022	<0.005	<0.005	<0.005	<0.005	<0.005	<0.005	
2/1/2022							<0.005
8/10/2022				<0.005		<0.005	
8/11/2022		<0.005	<0.005		<0.005		
8/12/2022	<0.005						
8/16/2022							<0.005
2/13/2023	<0.005	<0.005	<0.005	<0.005		<0.005	
2/14/2023					<0.005		
2/16/2023							<0.005
7/25/2023		<0.005	<0.005		<0.005	<0.005	
7/26/2023	<0.005			<0.005			
7/28/2023							<0.005
2/19/2024	<0.005	<0.005	0.001 (J)				
2/20/2024				0.0015 (J)	0.0017 (J)	0.0016 (J)	
2/22/2024							<0.005
8/1/2024	<0.005	<0.005	<0.005	<0.005			
8/2/2024					<0.005	<0.005	
8/8/2024							<0.005
2/25/2025	<0.005	<0.005	<0.005	<0.005	<0.005	<0.005	
2/27/2025							<0.005
8/27/2025	<0.005		<0.005				
8/28/2025		<0.005		<0.005	<0.005	<0.005	
9/2/2025							<0.005
2/16/2026	<0.005	<0.005	<0.005	<0.005	<0.005	<0.005	
2/17/2026							<0.005

ND substitution: RL or RL/2 if <15% NDs.

Time Series

Constituent: Vanadium (mg/L) Analysis Run 8/10/2026 3:49 PM

Plant Bowen Client: Southern Company Data: Bowen 1, 2, 9, & 10

	GWA-50R (bg)	GWC-5	GWC-6	GWC-6RZ	GWC-7Z	GWC-8RR	GWC-8Z
8/22/2007			<0.005		<0.005	<0.005	0.0043
8/23/2007		0.0032					
10/25/2007		<0.005	<0.005		<0.005		
10/26/2007						0.0048	
11/1/2007							0.0048
11/19/2007		<0.005					
11/20/2007			<0.005		<0.005	0.0076	0.0038
1/16/2008					0.0042		
1/23/2008		0.0025	0.007			0.009	0.012
3/6/2008					<0.005		
3/10/2008						0.0072	0.0036
3/11/2008		<0.005	0.0033				
5/6/2008						0.0066	
5/12/2008		<0.005					<0.005
5/13/2008					0.0029		
5/14/2008			0.0043				
12/11/2008		<0.005	<0.005				
12/12/2008	<0.005					0.045 (o)	0.0039
12/13/2008					0.0032		
4/15/2009		<0.005			0.0051		
4/22/2009							0.0056
4/23/2009	0.0065		<0.005			0.011	
10/6/2009	0.0026						
10/8/2009						0.029 (o)	0.0036
10/9/2009		<0.005	0.0043		0.0035		
4/27/2010					0.0046		
4/28/2010							0.0078
5/3/2010	0.0028						
5/4/2010		<0.005	0.0027			0.032 (o)	
10/5/2010					0.0036		
10/7/2010						0.03 (o)	0.0081
10/11/2010	0.0035		0.0034				
10/12/2010		<0.005					
4/19/2011					<0.005		
4/20/2011							0.0068
4/26/2011			<0.005			0.0047	
4/27/2011	0.0047						
4/28/2011		<0.005					
10/12/2011					<0.005		0.011
10/18/2011			<0.005			<0.005	
10/19/2011	<0.005	<0.005					
4/24/2012					<0.005		
4/30/2012						<0.005	<0.005
5/1/2012	<0.005						
5/2/2012		<0.005	<0.005				
10/2/2012	<0.005						
10/3/2012					<0.005	<0.005	0.0091
10/8/2012			<0.005				
10/9/2012		<0.005					
4/8/2013						<0.005	
4/9/2013					<0.005		0.0098
4/10/2013	<0.005		<0.005				

ND substitution: RL or RL/2 if <15% NDs.

Time Series

Constituent: Vanadium (mg/L) Analysis Run 8/10/2026 3:49 PM

Plant Bowen Client: Southern Company Data: Bowen 1, 2, 9, & 10

	GWA-50R (bg)	GWC-5	GWC-6	GWC-6RZ	GWC-7Z	GWC-8RR	GWC-8Z
4/11/2013		<0.005					
10/8/2013			<0.005		0.0058		
10/9/2013						<0.005	0.0096
10/16/2013	<0.005	<0.005					
4/9/2014							0.01
4/10/2014					0.0061	0.0026 (J)	
4/14/2014			0.0018 (J)				
4/22/2014	0.0038 (J)						
4/23/2014		<0.005					
10/1/2014	<0.005						
10/2/2014					<0.005	<0.005	0.0088
10/3/2014		0.00097 (J)	0.0016 (J)				
3/30/2015	0.0032 (J)						
3/31/2015		0.00096 (J)					
4/1/2015			0.0021 (J)				
4/2/2015					<0.005		0.0086
4/3/2015						<0.005	
5/26/2015				<0.005			<0.005
6/18/2015				<0.005			0.0013 (J)
7/2/2015				<0.005			<0.005
10/8/2015						0.0056	<0.005
10/9/2015			<0.005	<0.005			
10/10/2015					0.0029 (J)		
10/11/2015	<0.005						
10/12/2015		<0.005					
3/22/2016							<0.005
3/28/2016	<0.005	<0.005					
3/29/2016			<0.005	<0.005			
3/30/2016						<0.005	
8/1/2016	<0.005	<0.005	<0.005	<0.005			
8/2/2016					<0.005	<0.005	<0.005
4/3/2017	<0.005	<0.005					
4/6/2017			<0.005	<0.005	<0.005	<0.005	
4/7/2017							<0.005
10/2/2017	<0.005						
10/3/2017		<0.005	<0.005	<0.005	<0.005		<0.005
10/4/2017						<0.005	
3/16/2018	<0.005						
3/19/2018		<0.005	<0.005				
3/20/2018				<0.005	<0.005		<0.005
3/21/2018						<0.005	
9/17/2018		<0.005	<0.005	<0.005			
9/18/2018	<0.005				<0.005	<0.005	<0.005
3/19/2019	<0.005						
3/20/2019		<0.005					
3/21/2019			<0.005	<0.005	<0.005		
3/27/2019						<0.005	
5/6/2019							<0.005
9/12/2019	<0.005						
9/13/2019					<0.005		
9/16/2019		<0.005	<0.005	<0.005		<0.005	<0.005
3/11/2020	<0.005						

Time Series

Constituent: Vanadium (mg/L) Analysis Run 8/10/2026 3:49 PM

Plant Bowen Client: Southern Company Data: Bowen 1, 2, 9, & 10

	GWA-50R (bg)	GWC-5	GWC-6	GWC-6RZ	GWC-7Z	GWC-8RR	GWC-8Z
3/12/2020			<0.005	<0.005	<0.005	<0.005	
3/16/2020		<0.005					<0.005
9/15/2020	<0.005						
9/16/2020		<0.005	<0.005	<0.005	<0.005		
9/17/2020						<0.005	<0.005
3/17/2021	<0.005	<0.005	<0.005	<0.005	<0.005	<0.005	
3/18/2021							<0.005
8/9/2021	<0.005	<0.005					
8/10/2021			<0.005	<0.005	<0.005	<0.005	<0.005
2/2/2022	<0.005	<0.005	<0.005	<0.005	<0.005	<0.005	<0.005
8/16/2022		<0.005					
8/17/2022	<0.005		<0.005	<0.005	<0.005	<0.005	<0.005
2/16/2023	<0.005						
2/17/2023			<0.005	<0.005			
2/20/2023		<0.005			<0.005		<0.005
2/21/2023						<0.005	
7/28/2023	<0.005	<0.005		<0.005			
7/31/2023			<0.005		<0.005	<0.005	<0.005
2/22/2024	<0.005						
2/26/2024		<0.005	<0.005	<0.005	<0.005		<0.005
2/27/2024						<0.005	
8/8/2024	<0.005	<0.005	<0.005	<0.005	<0.005		
8/12/2024						<0.005	<0.005
2/27/2025		<0.005	<0.005	<0.005	<0.005		
2/28/2025	<0.005						<0.005
3/4/2025						<0.005	
9/2/2025	<0.005			<0.005			
9/3/2025		<0.005	<0.005		<0.005	<0.005	<0.005
2/17/2026	<0.005						
2/19/2026		<0.005			<0.005	0.0018 (J)	<0.005
2/20/2026			0.0012 (J)	<0.005			

ND substitution: RL or RL/2 if <15% NDs.

Time Series

Constituent: Vanadium (mg/L) Analysis Run 8/10/2026 3:49 PM

Plant Bowen Client: Southern Company Data: Bowen 1, 2, 9, & 10

	GWC-9	GWC-10	GWC-10R	GWC-11	GWC-11R	GWC-12	GWC-13
8/21/2007		<0.005	<0.005	<0.005	<0.005	<0.005	<0.005
8/23/2007	<0.005						
11/1/2007	<0.005	<0.005	<0.005	<0.005	<0.005	<0.005	<0.005
11/18/2007				<0.005	<0.005		
11/19/2007	0.0052					<0.005	0.0035
11/20/2007		0.0034	<0.005				
1/15/2008	0.0065						
1/16/2008						0.0071	
1/30/2008		0.005	<0.005	<0.005	<0.005		
1/31/2008							0.0039
3/5/2008				<0.005		0.0031	<0.005
3/6/2008	0.0028	0.0032	<0.005		0.0047		
5/7/2008				0.0029	0.003		
5/8/2008			<0.005				
5/12/2008		<0.005					0.0064
5/13/2008	<0.005					<0.005	
12/12/2008	<0.005						
12/13/2008		0.0082				<0.005	0.02 (O)
12/14/2008			<0.005	0.0026	0.0056		
4/16/2009	0.0033					0.0037	
4/28/2009							0.0039
4/29/2009		<0.005	<0.005	<0.005	0.018 (O)		
10/13/2009	<0.005						
10/20/2009		<0.005					
10/21/2009			<0.005			0.0047	0.0037
10/22/2009				0.0026	0.0079		
4/21/2010	<0.005		<0.005	<0.005	0.0075		
4/26/2010		<0.005					
4/27/2010						0.0082	
4/28/2010							<0.005
9/28/2010			<0.005	<0.005			
9/29/2010	<0.005	<0.005			0.0065		
10/5/2010						<0.005	<0.005
4/12/2011			<0.005	<0.005			
4/13/2011	<0.005	<0.005			0.004		
4/19/2011						0.0036	0.0025
10/4/2011			<0.005	<0.005	0.0054		
10/5/2011	<0.005	<0.005					
10/12/2011						<0.005	
10/18/2011							0.0037
4/3/2012			<0.005	<0.005			
4/4/2012	<0.005	<0.005			<0.005		
4/24/2012						<0.005	
4/25/2012							<0.005
10/2/2012						<0.005	<0.005
10/3/2012		<0.005		<0.005	<0.005		
10/8/2012	<0.005		<0.005				
4/2/2013						<0.005	<0.005
4/3/2013		<0.005	<0.005	<0.005	<0.005		
4/8/2013	<0.005						
10/8/2013							<0.005
10/9/2013	<0.005			<0.005	<0.005	<0.005	

ND substitution: RL or RL/2 if <15% NDs.

Time Series

Constituent: Vanadium (mg/L) Analysis Run 8/10/2026 3:49 PM

Plant Bowen Client: Southern Company Data: Bowen 1, 2, 9, & 10

	GWC-9	GWC-10	GWC-10R	GWC-11	GWC-11R	GWC-12	GWC-13
10/15/2013		<0.005	<0.005				
4/1/2014						<0.005	0.0025 (J)
4/2/2014				<0.005	0.0023 (J)		
4/9/2014	<0.005	<0.005	<0.005				
9/30/2014	<0.005						
10/1/2014							<0.005
10/2/2014		<0.005	<0.005	<0.005	<0.005	<0.005	
4/1/2015				<0.005	0.0067	<0.005	0.0019 (J)
4/2/2015	<0.005	<0.005	<0.005				
10/10/2015	0.0014 (J)	<0.005					
10/11/2015				<0.005	0.0049 (J)		
10/12/2015			<0.005				
10/14/2015						0.0022 (J)	
10/15/2015							<0.005
3/30/2016	<0.005						
3/31/2016		<0.005	<0.005				
4/4/2016				<0.005	0.00251 (J)	<0.005	0.00211 (J)
8/3/2016			<0.005	<0.005		<0.005	
8/4/2016					<0.005		<0.005
8/5/2016	<0.005	<0.005					
4/6/2017	<0.005						
4/10/2017		<0.005	<0.005	<0.005	<0.005		
4/11/2017						<0.005	
4/12/2017							0.0016 (J)
10/3/2017	<0.005						
10/4/2017		<0.005	<0.005	<0.005	0.0015 (J)	<0.005	
10/9/2017							<0.005
3/20/2018	<0.005	<0.005					
3/21/2018			<0.005	<0.005			<0.005
3/22/2018					<0.005	<0.005	
9/18/2018	<0.005	<0.005	<0.005	<0.005	0.0022 (J)	<0.005	
9/19/2018							0.0022 (J)
3/21/2019	<0.005						
3/22/2019		<0.005	<0.005				
3/23/2019				<0.005	<0.005	<0.005	<0.005
9/16/2019	<0.005						
9/17/2019		<0.005	<0.005	<0.005	<0.005	<0.005	
9/18/2019							<0.005
3/12/2020	<0.005	<0.005	<0.005	<0.005	<0.005	<0.005	
3/13/2020							0.002 (J)
9/17/2020	<0.005	<0.005	<0.005				
9/21/2020				<0.005	<0.005	<0.005	
9/22/2020							<0.005
3/18/2021	<0.005	<0.005	<0.005				<0.005
3/19/2021				<0.005	<0.005	<0.005	
8/10/2021	<0.005	<0.005					
8/11/2021			<0.005	<0.005	<0.005	<0.005	0.0021 (J)
2/2/2022	<0.005					<0.005	
2/4/2022		<0.005	<0.005	<0.005	<0.005		
2/17/2022							<0.005
8/17/2022	<0.005	<0.005					
8/18/2022			<0.005	<0.005	<0.005	<0.005	<0.005

ND substitution: RL or RL/2 if <15% NDs.

Time Series

Constituent: Vanadium (mg/L) Analysis Run 8/10/2026 3:49 PM

Plant Bowen Client: Southern Company Data: Bowen 1, 2, 9, & 10

	GWC-9	GWC-10	GWC-10R	GWC-11	GWC-11R	GWC-12	GWC-13
2/20/2023		<0.005	<0.005	<0.005	<0.005		
2/21/2023	0.003 (J)					0.0034 (J)	
2/22/2023							0.0019 (J)
7/31/2023	<0.005	<0.005	<0.005				
8/1/2023				<0.005	<0.005	<0.005	<0.005
2/27/2024	<0.005	<0.005	<0.005			<0.005	0.0013 (J)
2/28/2024				<0.005	<0.005		
8/12/2024	<0.005	<0.005	<0.005		<0.005	<0.005	0.0014 (J)
8/13/2024				<0.005			
2/28/2025	<0.005	<0.005					
3/3/2025			<0.005		<0.005		<0.005
3/4/2025				<0.005		<0.005	
9/3/2025	<0.005	<0.005	<0.005	<0.005	<0.005	<0.005	<0.005
2/18/2026	<0.005					<0.005	
2/19/2026		<0.005	<0.005	<0.005			0.0017 (J)
2/20/2026					<0.005		

ND substitution: RL or RL/2 if <15% NDs.

Time Series

Constituent: Vanadium (mg/L) Analysis Run 8/10/2026 3:49 PM

Plant Bowen Client: Southern Company Data: Bowen 1, 2, 9, & 10

	GWC-13RZ	GWC-14Z	GWC-15R	GWC-15Z	GWC-44	GWC-45	GWC-45R
8/21/2007	<0.005						
8/23/2007			<0.005				
8/24/2007		0.012		0.0027		<0.005	<0.005
10/23/2007						<0.005	<0.005
11/1/2007	0.0048						
11/2/2007		<0.005	<0.005	0.012			
11/17/2007		0.0043	<0.005				
11/18/2007				0.016		0.0094	<0.005
11/19/2007	0.0054						
1/15/2008		0.0037	<0.005	0.018		0.0058	<0.005
1/31/2008	0.003						
3/5/2008	<0.005	0.0049				0.0029	<0.005
3/6/2008			<0.005				
3/10/2008				0.014			
5/7/2008	0.0041	<0.005	<0.005				
5/12/2008							<0.005
5/13/2008				0.013			
5/14/2008						0.0026	
12/2/2008		0.0097	<0.005	0.016		<0.005	<0.005
12/12/2008	0.023 (O)						
4/16/2009		0.0061					
4/28/2009			<0.005	0.016		<0.005	<0.005
4/29/2009	0.006						
10/13/2009							<0.005
10/19/2009			<0.005				
10/20/2009		0.0092		0.021		<0.005	
10/21/2009	0.022 (O)						
4/20/2010		<0.005				<0.005	
4/21/2010							<0.005
4/27/2010			<0.005	0.012			
4/28/2010	0.011						
9/28/2010						<0.005	
9/29/2010		<0.005					
10/4/2010			<0.005				<0.005
10/5/2010				0.011			
10/6/2010	0.0064						
4/12/2011		<0.005				<0.005	
4/18/2011			<0.005				<0.005
4/19/2011				0.012			
4/20/2011	0.0046						
10/4/2011		<0.005				<0.005	
10/5/2011							<0.005
10/12/2011	<0.005		<0.005	0.0031			
4/3/2012						<0.005	
4/4/2012		<0.005					
4/23/2012			<0.005				
4/25/2012	<0.005			<0.005			
5/3/2012							<0.005
10/2/2012	<0.005						
10/10/2012		<0.005	<0.005	<0.005			
10/15/2012						<0.005	<0.005
4/2/2013	<0.005						

ND substitution: RL or RL/2 if <15% NDs.

Time Series

Constituent: Vanadium (mg/L) Analysis Run 8/10/2026 3:49 PM

Plant Bowen Client: Southern Company Data: Bowen 1, 2, 9, & 10

	GWC-13RZ	GWC-14Z	GWC-15R	GWC-15Z	GWC-44	GWC-45	GWC-45R
4/15/2013		<0.005	<0.005				
4/16/2013				<0.005		<0.005	<0.005
10/8/2013	<0.005						
10/22/2013		<0.005	<0.005	<0.005		<0.005	<0.005
4/1/2014	0.0015 (J)						
4/21/2014		0.00095 (J)	<0.005	0.0013 (J)			
4/23/2014						<0.005	<0.005
9/30/2014		<0.005	<0.005	<0.005			
10/1/2014	<0.005					<0.005	<0.005
3/31/2015	<0.005						
4/3/2015		0.001 (J)	<0.005	0.0016 (J)		<0.005	<0.005
10/6/2015				0.002 (J)			
10/7/2015		<0.005	<0.005			<0.005	
10/9/2015							<0.005
10/14/2015	<0.005						
3/16/2016					<0.005	<0.005	<0.005
4/4/2016	<0.005						
4/5/2016		<0.005	<0.005	0.00233 (J)			
5/16/2016					<0.005	<0.005	<0.005
7/25/2016					<0.005	0.0022 (J)	<0.005
8/4/2016			<0.005				
8/9/2016		<0.005					
9/19/2016					<0.005	<0.005	<0.005
11/3/2016					<0.005		<0.005
11/4/2016						<0.005	
1/19/2017					<0.005		
1/20/2017							<0.005
1/23/2017						<0.005	
3/28/2017					<0.005		
3/29/2017						<0.005	<0.005
4/11/2017	<0.005	<0.005		<0.005			
4/12/2017			<0.005				
9/26/2017					<0.005		
9/27/2017						<0.005	<0.005
10/5/2017		<0.005					
10/6/2017	<0.005		<0.005	<0.005			
3/15/2018					<0.005	<0.005	<0.005
3/22/2018		<0.005					
3/23/2018	<0.005		<0.005	<0.005			
9/12/2018					<0.005		
9/13/2018						<0.005	<0.005
9/19/2018		<0.005	<0.005	<0.005			
9/20/2018	<0.005						
3/14/2019					<0.005	<0.005	<0.005
3/22/2019	<0.005	<0.005		<0.005			
3/25/2019			<0.005				
9/11/2019					<0.005	<0.005	<0.005
9/17/2019		<0.005	<0.005	<0.005			
9/19/2019	<0.005						
3/10/2020					<0.005	<0.005	<0.005
3/13/2020		<0.005	0.00077 (J)	0.00095 (J)			
3/17/2020	<0.005						

ND substitution: RL or RL/2 if <15% NDs.

Time Series

Constituent: Vanadium (mg/L) Analysis Run 8/10/2026 3:49 PM

Plant Bowen Client: Southern Company Data: Bowen 1, 2, 9, & 10

	GWC-13RZ	GWC-14Z	GWC-15R	GWC-15Z	GWC-44	GWC-45	GWC-45R
9/11/2020						<0.005	<0.005
9/15/2020					<0.005		
9/21/2020		<0.005	<0.005	<0.005			
9/22/2020	<0.005						
3/11/2021					<0.005	<0.005	<0.005
3/18/2021		<0.005	<0.005	<0.005			
3/19/2021	<0.005						
8/4/2021					<0.005		
8/6/2021						<0.005	<0.005
8/11/2021		<0.005	<0.005	<0.005			
8/12/2021	<0.005						
1/31/2022					<0.005		
2/1/2022						<0.005	<0.005
2/4/2022	<0.005	<0.005	<0.005				
2/7/2022				<0.005			
8/12/2022						<0.005	<0.005
8/15/2022					<0.005		
8/18/2022		<0.005					
8/19/2022	<0.005		<0.005	<0.005			
2/14/2023					<0.005		
2/15/2023						<0.005	<0.005
2/22/2023	<0.005	<0.005	<0.005	<0.005			
7/26/2023					0.0026 (J)	0.0026 (J)	<0.005
8/1/2023		<0.005		<0.005			
8/2/2023	<0.005		<0.005				
2/20/2024					0.00096 (J)	0.00097 (J)	0.0009 (J)
2/28/2024	<0.005	<0.005	<0.005	<0.005			
8/5/2024						<0.005	<0.005
8/6/2024					<0.005		
8/13/2024	0.00085 (J)	<0.005	<0.005	0.0013 (J)			
2/26/2025					<0.005	<0.005	<0.005
3/3/2025		<0.005	<0.005	<0.005			
3/4/2025	<0.005						
8/28/2025					<0.005		
9/2/2025						<0.005	<0.005
9/4/2025	<0.005	<0.005	<0.005	<0.005			
2/16/2026					<0.005		
2/17/2026						<0.005	<0.005
2/20/2026	<0.005						
2/24/2026		<0.005	<0.005	<0.005			

Time Series

Constituent: Vanadium (mg/L) Analysis Run 8/10/2026 3:49 PM

Plant Bowen Client: Southern Company Data: Bowen 1, 2, 9, & 10

	GWC-46R	GWC-47	GWC-47R	GWC-48	GWC-49R	GWC-49Z
3/10/2016	<0.005	<0.005	<0.005	<0.005		
3/17/2016					<0.005	<0.005
5/17/2016	<0.005			<0.005		
5/18/2016		<0.005	<0.005		<0.005	<0.005
7/26/2016	<0.005					
7/27/2016		<0.005	<0.005	<0.005	<0.005	
7/28/2016						<0.005
9/20/2016	<0.005	<0.005	<0.005	<0.005		
9/21/2016					<0.005	<0.005
11/4/2016	<0.005		<0.005	<0.005	<0.005	
11/7/2016		<0.005				<0.005
1/20/2017	<0.005		<0.005			
1/23/2017		<0.005		<0.005		
1/24/2017					<0.005	<0.005
3/28/2017	<0.005			<0.005		
3/29/2017		<0.005	<0.005		<0.005	
3/30/2017						<0.005
9/27/2017		<0.005	<0.005			
9/29/2017	<0.005			<0.005	<0.005	<0.005
3/15/2018	<0.005	<0.005		<0.005	<0.005	<0.005
3/16/2018			<0.005			
9/13/2018	<0.005	<0.005	<0.005	<0.005	<0.005	
9/14/2018						<0.005
3/15/2019		<0.005		<0.005		
3/18/2019	<0.005				<0.005	
3/19/2019			<0.005			<0.005
9/11/2019	<0.005		<0.005	<0.005	<0.005	<0.005
9/12/2019		<0.005				
3/9/2020		<0.005	0.00075 (J)	<0.005		<0.005
3/10/2020	<0.005					
3/11/2020					<0.005	
9/11/2020					<0.005	
9/14/2020	<0.005	<0.005		<0.005		<0.005
9/15/2020			<0.005			
3/11/2021	<0.005	<0.005	<0.005	<0.005		
3/15/2021					<0.005	<0.005
8/4/2021				<0.005		
8/5/2021	<0.005	<0.005	<0.005			<0.005
8/11/2021					<0.005	
1/31/2022	<0.005			<0.005		
2/1/2022		<0.005	<0.005		<0.005	<0.005
8/15/2022	<0.005	<0.005	<0.005	<0.005	<0.005	<0.005
2/14/2023	<0.005				<0.005	<0.005
2/15/2023		<0.005	<0.005	<0.005		
7/26/2023	<0.005			0.0028 (J)		
7/27/2023		<0.005	<0.005		<0.005	<0.005
2/21/2024	<0.005	<0.005	<0.005	<0.005	<0.005	<0.005
8/5/2024	<0.005	<0.005	<0.005	<0.005		
8/6/2024					<0.005	<0.005
2/26/2025	<0.005	<0.005	<0.005	<0.005	<0.005	<0.005
8/28/2025		<0.005				
8/29/2025	<0.005			<0.005	<0.005	<0.005

ND substitution: RL or RL/2 if <15% NDs.

Time Series

Constituent: Vanadium (mg/L) Analysis Run 8/10/2026 3:49 PM

Plant Bowen Client: Southern Company Data: Bowen 1, 2, 9, & 10

	GWC-46R	GWC-47	GWC-47R	GWC-48	GWC-49R	GWC-49Z
9/2/2025			<0.005			
9/24/2025	<0.005					
2/16/2026	<0.005					
2/17/2026		<0.005	<0.005	<0.005	<0.005	<0.005

ND substitution: RL or RL/2 if <15% NDs.

Time Series

Constituent: Zinc (mg/L) Analysis Run 8/10/2026 3:49 PM

Plant Bowen Client: Southern Company Data: Bowen 1, 2, 9, & 10

	GWA-1 (bg)	GWA-2 (bg)	GWA-2R (bg)	GWA-3A (bg)	GWA-4RZ (bg)	GWA-39RZ (bg)	GWA-39Z (bg)
8/23/2007	0.032 (O)	0.0033	0.0079	0.066			
10/23/2007	0.0099						
10/24/2007		0.043 (O)	<0.01				
11/2/2007				0.055			
11/18/2007	0.0095	0.024	0.015	0.13			
1/30/2008	0.022 (O)						
1/31/2008		0.015	0.063	0.13			
3/10/2008	0.014		0.013				
3/11/2008		0.027		0.07			
5/6/2008		0.0032					
5/13/2008	0.0075		0.0072				
5/14/2008				0.12			
12/4/2008		0.081 (O)	0.011				
12/5/2008	0.0056			0.088			
4/15/2009	0.0033			0.068			
4/21/2009		0.0057	0.0041				
5/20/2009					0.013		
10/7/2009	0.061 (O)	<0.01					
10/8/2009			<0.01	0.075			
10/19/2009					0.0063		
4/21/2010			<0.01				
4/26/2010		<0.01					
4/27/2010					0.0048		
4/28/2010				0.071			
5/3/2010	0.0033						
9/28/2010			0.0081				
10/4/2010		0.0057			0.015		
10/6/2010				0.074			
10/12/2010	0.0041						
4/12/2011			0.0025				
4/13/2011		<0.01					
4/14/2011					0.003		
4/21/2011				0.047			
4/27/2011	<0.01						
10/4/2011			0.0027				
10/5/2011		<0.01			0.003		
10/13/2011				0.073			
10/17/2011	0.0046						
4/3/2012			<0.01				
4/11/2012		<0.01			<0.01		
5/1/2012				0.0652			
5/2/2012	<0.01						
10/2/2012					0.0082		
10/8/2012	0.0053						
10/9/2012		<0.01	0.0064	0.061			
4/11/2013			<0.01	0.053	0.0064		
4/12/2013	0.006						
4/15/2013		0.0038					
10/15/2013		0.0044					
10/16/2013	0.0048		<0.01	0.047			
10/21/2013					<0.01		
4/10/2014			0.0026				

ND substitution: RL or RL/2 if <15% NDs.

Time Series

Constituent: Zinc (mg/L) Analysis Run 8/10/2026 3:49 PM

Plant Bowen Client: Southern Company Data: Bowen 1, 2, 9, & 10

	GWA-1 (bg)	GWA-2 (bg)	GWA-2R (bg)	GWA-3A (bg)	GWA-4RZ (bg)	GWA-39RZ (bg)	GWA-39Z (bg)
4/11/2014	0.0033						
4/22/2014		0.0024 (J)					
4/23/2014				0.041	0.02		
9/30/2014	0.002 (J)	0.00076 (J)	0.0012 (J)				
10/4/2014				0.044	0.017		
3/30/2015	0.012	0.0024 (J)	0.013				
3/31/2015				0.12	0.0032		
10/11/2015					0.0039		
10/12/2015				0.053			
10/13/2015	0.011	0.0017 (J)	0.0043				
3/14/2016							<0.01
3/22/2016	0.00346 (J)						
3/23/2016		<0.01	<0.01	0.0532			
5/11/2016							0.00467 (J)
7/19/2016							0.0055 (J)
7/29/2016	0.0018 (J)	0.0023 (J)	0.0032 (J)	0.0446			
9/15/2016							0.0044 (J)
11/2/2016							0.0043 (J)
1/18/2017							0.0039 (J)
2/21/2017						0.0049 (J)	
3/27/2017						0.0034 (J)	
3/28/2017							0.0041 (J)
3/30/2017	0.0015 (J)	0.0016 (J)		0.0479			
4/3/2017			0.0017 (J)				
4/7/2017					0.0031 (J)		
9/26/2017							0.0029 (J)
9/29/2017						0.0012 (J)	
10/2/2017	<0.01	<0.01	<0.01				
10/3/2017					<0.01		
10/4/2017				0.0429			
3/14/2018							0.0062 (J)
3/16/2018	0.0061 (J)		<0.01			0.0042 (J)	
3/19/2018		<0.01		0.04			
3/21/2018					0.0034 (J)		
9/12/2018							0.0033 (J)
9/14/2018		0.0025 (J)	0.0028 (J)			0.0038 (J)	
9/17/2018	0.005 (J)			0.04			
9/18/2018					0.0058 (J)		
3/14/2019						0.0035 (J)	
3/15/2019							0.0023 (J)
3/19/2019			<0.01				
3/20/2019	<0.01	<0.01		0.028			
3/21/2019					0.0034 (J)		
9/9/2019							0.0047 (J)
9/11/2019						0.0085 (J)	
9/12/2019	0.0047 (J)	0.005 (J)					
9/13/2019			0.0078 (J)	0.036	0.0072 (J)		
3/9/2020						0.009 (J)	0.0035 (J)
3/11/2020	0.0035 (J)	0.0028 (J)	0.0038 (J)	0.031			
3/12/2020					0.0027 (J)		
9/10/2020							<0.01
9/15/2020	<0.01	<0.01	<0.01				

ND substitution: RL or RL/2 if <15% NDs.

Time Series

Constituent: Zinc (mg/L) Analysis Run 8/10/2026 3:49 PM

Plant Bowen Client: Southern Company Data: Bowen 1, 2, 9, & 10

	GWA-1 (bg)	GWA-2 (bg)	GWA-2R (bg)	GWA-3A (bg)	GWA-4RZ (bg)	GWA-39RZ (bg)	GWA-39Z (bg)
9/16/2020						<0.01	
9/17/2020					0.0047 (J)		
3/12/2021							0.0065 (J)
3/16/2021	0.0091 (J)		<0.01		<0.01	<0.01	
3/17/2021		<0.01					
3/29/2021				<0.01			
8/4/2021							<0.01
8/6/2021						<0.01	
8/9/2021	<0.01	<0.01	<0.01	<0.01			
8/10/2021					<0.01		
1/31/2022							<0.01
2/1/2022	<0.01	<0.01	<0.01				
2/2/2022				<0.01		<0.01	
2/3/2022					<0.01		
8/10/2022							<0.01
8/16/2022	<0.01	<0.01	<0.01	<0.01		<0.01	
8/17/2022					<0.01		
2/13/2023							<0.01
2/14/2023						<0.01	
2/16/2023	<0.01	<0.01	<0.01				
2/17/2023				<0.01	<0.01		
7/25/2023						<0.01	
7/26/2023							<0.01
7/27/2023	<0.01	0.011 (J)	<0.01				
7/28/2023					<0.01		
8/1/2023				<0.01			
2/19/2024						<0.01	<0.01
2/22/2024	<0.01	<0.01		<0.01			
2/26/2024			0.055				
2/27/2024					<0.01		
8/1/2024						<0.01	<0.01
8/6/2024			<0.01				
8/7/2024	<0.01	<0.01					
8/8/2024				<0.01	<0.01		
2/25/2025							<0.01
2/26/2025				<0.01		<0.01	
2/27/2025	<0.01	<0.01	<0.01				
2/28/2025					<0.01		
8/28/2025						<0.01	<0.01
9/2/2025	0.0028 (J)	<0.01	<0.01	<0.01			
9/3/2025					<0.01		
2/17/2026				0.0017 (J)			
2/18/2026	<0.01	<0.01	<0.01		0.0024 (J)	<0.01	<0.01

ND substitution: RL or RL/2 if <15% NDs.

Time Series

Constituent: Zinc (mg/L) Analysis Run 8/10/2026 3:49 PM

Plant Bowen Client: Southern Company Data: Bowen 1, 2, 9, & 10

	GWA-40 (bg)	GWA-41 (bg)	GWA-41R (bg)	GWA-42 (bg)	GWA-43 (bg)	GWA-43R (bg)	GWA-50 (bg)
12/12/2008							0.048 (O)
4/23/2009							0.0075
10/6/2009							0.0075
4/27/2010							0.0051
9/30/2010							0.0089
4/14/2011							0.0043
10/5/2011							0.0051
4/11/2012							<0.01
10/2/2012							0.006
4/9/2013							0.0034
10/15/2013							0.0042
4/10/2014							0.0035
10/1/2014							0.0019 (J)
3/30/2015							0.0032
10/11/2015							0.0048
3/11/2016				0.00862 (J)	0.0093 (J)	0.00722 (J)	
3/15/2016	<0.01	<0.01	0.00286 (J)				
3/28/2016							0.00282 (J)
5/11/2016	<0.01						
5/12/2016		<0.01					
5/13/2016			<0.01		0.00336 (J)	0.00666 (J)	
5/16/2016				0.00744 (J)			
7/19/2016					0.0015 (J)	0.0021 (J)	
7/20/2016		<0.01					
7/21/2016	0.0013 (J)		0.0016 (J)				
7/22/2016				0.0078 (J)			
8/1/2016							0.0014 (J)
9/15/2016	<0.01	0.0027 (J)					
9/16/2016					0.0023 (J)	<0.01	
9/19/2016				0.0162			
9/21/2016			<0.01				
11/2/2016					0.0047 (J)	0.0057 (J)	
11/3/2016	<0.01	<0.01	<0.01	0.011			
1/17/2017	<0.01		<0.01	0.0104			
1/18/2017		0.0027 (J)			<0.01	0.0022 (J)	
3/24/2017	0.0021 (J)	0.0016 (J)					
3/27/2017			0.003 (J)	0.0087 (J)			
3/28/2017					0.004 (J)	<0.01	
4/7/2017							0.0024 (J)
9/22/2017					0.0013 (J)	0.0014 (J)	
9/25/2017		<0.01	0.0023 (J)				
9/26/2017	0.0019 (J)			0.0094 (J)			
10/2/2017							0.0015 (J)
3/14/2018	0.0021 (J)	0.0025 (J)	0.0031 (J)	0.01	<0.01		
3/15/2018						0.0034 (J)	
3/16/2018							<0.01
9/12/2018	0.0023 (J)	0.0026 (J)	0.0028 (J)		0.0033 (J)	0.0032 (J)	
9/14/2018				0.0096 (J)			
9/17/2018							0.0033 (J)
3/13/2019	<0.01				0.0022 (J)	0.0023 (J)	
3/14/2019		<0.01	0.0021 (J)	0.01			
3/19/2019							<0.01

ND substitution: RL or RL/2 if <15% NDs.

Time Series

Constituent: Zinc (mg/L) Analysis Run 8/10/2026 3:49 PM

Plant Bowen Client: Southern Company Data: Bowen 1, 2, 9, & 10

	GWA-40 (bg)	GWA-41 (bg)	GWA-41R (bg)	GWA-42 (bg)	GWA-43 (bg)	GWA-43R (bg)	GWA-50 (bg)
9/9/2019	0.0058 (J)						
9/10/2019		0.0061 (J)	0.0075 (J)	0.014			
9/11/2019					0.0065 (J)	0.0053 (J)	
9/13/2019							0.0061 (J)
3/6/2020		0.0027 (J)		0.012			
3/9/2020	0.002 (J)		0.0024 (J)		0.002 (J)	0.0022 (J)	
3/11/2020							0.0025 (J)
9/10/2020		<0.01	<0.01	0.0073 (J)			
9/11/2020	<0.01				<0.01		
9/14/2020						<0.01	
9/16/2020							<0.01
3/10/2021	<0.01		<0.01				
3/11/2021		<0.01		0.0089 (J)	<0.01	<0.01	
3/17/2021							<0.01
8/4/2021	<0.01	<0.01	<0.01	<0.02			
8/5/2021						<0.01	
8/6/2021					<0.01		
8/9/2021							<0.01
1/31/2022	<0.01	<0.01	<0.01	<0.02	<0.01	<0.01	
2/1/2022							<0.01
8/10/2022				0.0089 (J)		<0.01	
8/11/2022		<0.01	<0.01		<0.01		
8/12/2022	<0.01						
8/16/2022							<0.01
2/13/2023	<0.01	<0.01	<0.01	0.011 (J)		<0.01	
2/14/2023					<0.01		
2/16/2023							<0.01
7/25/2023		<0.01	<0.01		<0.01	<0.01	
7/26/2023	<0.01			<0.02			
7/28/2023							<0.01
2/19/2024	<0.01	<0.01	<0.01				
2/20/2024				0.0095 (J)	<0.01	<0.01	
2/22/2024							<0.01
8/1/2024	<0.01	<0.01	<0.01	0.01 (J)			
8/2/2024					<0.01	<0.01	
8/8/2024							<0.01
2/25/2025	<0.01	<0.01	0.0032 (J)	0.01 (J)	<0.01	<0.01	
2/27/2025							<0.01
8/27/2025	<0.01		<0.01				
8/28/2025		<0.01		0.0093 (J)	<0.01	<0.01	
9/2/2025							<0.01
2/16/2026	<0.01	<0.01	<0.01	0.01	0.0019 (J)	<0.01	
2/17/2026							0.0015 (J)

ND substitution: RL or RL/2 if <15% NDs.

Time Series

Constituent: Zinc (mg/L) Analysis Run 8/10/2026 3:49 PM

Plant Bowen Client: Southern Company Data: Bowen 1, 2, 9, & 10

	GWA-50R (bg)	GWC-5	GWC-6	GWC-6RZ	GWC-7Z	GWC-8RR	GWC-8Z
8/22/2007			0.04 (O)		0.012	0.026	<0.01
8/23/2007		0.016					
10/25/2007		0.061	0.0062		0.011		
10/26/2007						<0.01	
11/1/2007							0.0062
11/19/2007		0.053					
11/20/2007			0.03 (O)		0.036	0.0072	0.0046
1/16/2008					0.043		
1/23/2008		0.14	0.048 (O)			0.018	0.074
3/6/2008					0.19 (o)		
3/10/2008						0.011	0.0036
3/11/2008		0.13	0.016				
5/6/2008						0.0061	
5/12/2008		0.11					0.0028
5/13/2008					0.023		
5/14/2008			0.02				
12/11/2008		0.04	0.021				
12/12/2008	0.013					0.24 (o)	0.012
12/13/2008					0.016		
4/15/2009		0.11			0.058		
4/22/2009							0.006
4/23/2009	0.075 (O)		0.0058			0.015	
10/6/2009	0.056 (O)						
10/8/2009						0.063	<0.01
10/9/2009		0.15	0.055 (O)		0.012		
4/27/2010					0.052		
4/28/2010							<0.01
5/3/2010	0.051 (O)						
5/4/2010		0.077	0.045 (O)			0.098	
10/5/2010					0.011		
10/7/2010						0.085	0.0044
10/11/2010	0.016		0.015				
10/12/2010		0.077					
4/19/2011					0.0059		
4/20/2011							0.0042
4/26/2011			0.0067			<0.01	
4/27/2011	0.025 (O)						
4/28/2011		0.032					
10/12/2011					0.0065		<0.01
10/18/2011			0.0055			0.0032	
10/19/2011	0.0078	0.11					
4/24/2012					<0.01		
4/30/2012						<0.01	<0.01
5/1/2012	<0.01						
5/2/2012		0.138	<0.01				
10/2/2012	0.012						
10/3/2012					0.0061	0.0034	<0.01
10/8/2012			0.0043				
10/9/2012		0.097					
4/8/2013						0.0039	
4/9/2013					0.0068		<0.01
4/10/2013	0.018		0.0067				

ND substitution: RL or RL/2 if <15% NDs.

Time Series

Constituent: Zinc (mg/L) Analysis Run 8/10/2026 3:49 PM

Plant Bowen Client: Southern Company Data: Bowen 1, 2, 9, & 10

	GWA-50R (bg)	GWC-5	GWC-6	GWC-6RZ	GWC-7Z	GWC-8RR	GWC-8Z
4/11/2013		0.047					
10/8/2013			0.0091		0.015		
10/9/2013						0.0078	0.0026
10/16/2013	0.015	0.098					
4/9/2014							0.0013 (J)
4/10/2014					0.014	0.0064	
4/14/2014			0.0063				
4/22/2014	0.015						
4/23/2014		0.066					
10/1/2014	0.0038						
10/2/2014					0.0022 (J)	0.0009 (J)	0.00075 (J)
10/3/2014		0.13	0.0065				
3/30/2015	0.0097						
3/31/2015		0.05					
4/1/2015			0.0059				
4/2/2015					0.0022 (J)		0.003
4/3/2015						<0.01	
5/26/2015				0.0035			0.0017 (J)
6/18/2015				0.0018 (J)			0.0052
7/2/2015				0.0018 (J)			0.0027
10/8/2015						0.013	<0.01
10/9/2015			<0.01	0.0019 (J)			
10/10/2015					0.0088		
10/11/2015	0.0024 (J)						
10/12/2015		0.048					
3/22/2016							0.00459 (J)
3/28/2016	0.00703 (J)	0.0534					
3/29/2016			<0.01	0.00345 (J)			
3/30/2016						0.00323 (J)	
8/1/2016	0.0019 (J)	0.055	<0.01	<0.01			
8/2/2016					0.0018 (J)	0.0021 (J)	0.0022 (J)
4/3/2017	0.002 (J)	0.0436					
4/6/2017			0.0022 (J)	0.0016 (J)	0.0018 (J)	0.0032 (J)	
4/7/2017							0.0022 (J)
10/2/2017	0.0016 (J)						
10/3/2017		0.0393	<0.01	0.0014 (J)	<0.01		0.0022 (J)
10/4/2017						<0.01	
3/16/2018	0.0024 (J)						
3/19/2018		0.034	0.0022 (J)				
3/20/2018				<0.01	0.0023 (J)		0.0029 (J)
3/21/2018						0.0039 (J)	
9/17/2018		0.03	0.0024 (J)	0.009 (J)			
9/18/2018	0.0037 (J)				0.0035 (J)	0.0028 (J)	0.0039 (J)
3/19/2019	<0.01						
3/20/2019		0.032					
3/21/2019			<0.01	<0.01	<0.01		
3/27/2019						<0.01	
5/6/2019							0.0024 (J)
9/12/2019	0.0058 (J)						
9/13/2019					0.0053 (J)		
9/16/2019		0.035	0.0058 (J)	0.0057 (J)		0.0056 (J)	0.0065 (J)
3/11/2020	0.0033 (J)						

ND substitution: RL or RL/2 if <15% NDs.

Time Series

Constituent: Zinc (mg/L) Analysis Run 8/10/2026 3:49 PM

Plant Bowen Client: Southern Company Data: Bowen 1, 2, 9, & 10

	GWA-50R (bg)	GWC-5	GWC-6	GWC-6RZ	GWC-7Z	GWC-8RR	GWC-8Z
3/12/2020			0.0042 (J)	0.0032 (J)	0.0031 (J)	0.002 (J)	
3/16/2020		0.047					0.0073 (J)
9/15/2020	<0.01						
9/16/2020		0.033	<0.01	<0.01	<0.01		
9/17/2020						<0.01	<0.01
3/17/2021	<0.01	0.027	<0.01	<0.01	<0.01	<0.01	
3/18/2021							<0.01
8/9/2021	<0.01	0.036					
8/10/2021			<0.01	<0.01	<0.01	<0.01	<0.01
2/2/2022	<0.01	0.034	<0.01	<0.01	<0.01	<0.01	<0.01
8/16/2022		0.03					
8/17/2022	<0.01		<0.01	<0.01	<0.01	<0.01	<0.01
2/16/2023	<0.01						
2/17/2023			<0.01	<0.01			
2/20/2023		0.032			<0.01		<0.01
2/21/2023						<0.01	
7/28/2023	<0.01	0.027		<0.01			
7/31/2023			<0.01		<0.01	<0.01	<0.01
2/22/2024	<0.01						
2/26/2024		0.028	<0.01	<0.01	0.066		0.057
2/27/2024						<0.01	
8/8/2024	<0.01	0.026	<0.01	<0.01	<0.01		
8/12/2024						<0.01	<0.01
2/27/2025		0.022	<0.01	<0.01	<0.01		
2/28/2025	<0.01						<0.01
3/4/2025						<0.01	
9/2/2025	<0.01			<0.01			
9/3/2025		0.037	<0.01		<0.01	<0.01	<0.01
2/17/2026	0.0019 (J)						
2/19/2026		0.026			<0.01	<0.01	0.0015 (J)
2/20/2026			<0.01	<0.01			

ND substitution: RL or RL/2 if <15% NDs.

Time Series

Constituent: Zinc (mg/L) Analysis Run 8/10/2026 3:49 PM

Plant Bowen Client: Southern Company Data: Bowen 1, 2, 9, & 10

	GWC-9	GWC-10	GWC-10R	GWC-11	GWC-11R	GWC-12	GWC-13
8/21/2007		0.031	0.0066	<0.01	<0.01	0.036	0.0064
8/23/2007	0.011						
11/1/2007	0.012	0.0041	0.0086	<0.01	<0.01	0.0041	<0.01
11/18/2007				<0.01	<0.01		
11/19/2007	0.026					0.015	0.015
11/20/2007		0.056	0.005				
1/15/2008	0.075 (O)						
1/16/2008						0.074	
1/30/2008		0.032	0.0084	<0.01	<0.01		
1/31/2008							0.032 (O)
3/5/2008				<0.01		0.055	0.0061
3/6/2008	0.051 (O)	0.03	0.0073		0.0038		
5/7/2008				0.015	<0.01		
5/8/2008			0.0084				
5/12/2008		0.008					0.012
5/13/2008	0.0084					0.035	
12/12/2008	0.077 (O)						
12/13/2008		0.056				0.012	0.087 (O)
12/14/2008			0.0075	0.0086	0.0031		
4/16/2009	0.064 (O)					0.053	
4/28/2009							0.067 (O)
4/29/2009		0.057	0.0028	0.0037	0.0031		
10/13/2009	0.013						
10/20/2009		0.0037					
10/21/2009			<0.01			0.0063	0.025 (O)
10/22/2009				<0.01	0.0029		
4/21/2010	0.0035		<0.01	<0.01	0.0027		
4/26/2010		<0.01					
4/27/2010						0.045	
4/28/2010							0.014
9/28/2010			0.005	0.0042			
9/29/2010	0.0085	0.012			<0.01		
10/5/2010						0.0047	0.012
4/12/2011			<0.01	<0.01			
4/13/2011	0.0028	<0.01			<0.01		
4/19/2011						0.0068	0.012
10/4/2011			0.0088	0.012	0.003		
10/5/2011	0.0038	0.0031					
10/12/2011						0.0048	
10/18/2011							0.025
4/3/2012			<0.01	<0.01			
4/4/2012	0.0126	<0.01			<0.01		
4/24/2012						<0.02	
4/25/2012							0.014
10/2/2012						<0.02	0.0089
10/3/2012		0.0085		<0.01	0.0029		
10/8/2012	0.0043		0.0034				
4/2/2013						0.0081	0.0082
4/3/2013		0.0061	<0.01	<0.01	0.0035		
4/8/2013	0.0068						
10/8/2013							0.015
10/9/2013	0.0082			<0.01	<0.01	0.0032	

ND substitution: RL or RL/2 if <15% NDs.

Time Series

Constituent: Zinc (mg/L) Analysis Run 8/10/2026 3:49 PM

Plant Bowen Client: Southern Company Data: Bowen 1, 2, 9, & 10

	GWC-9	GWC-10	GWC-10R	GWC-11	GWC-11R	GWC-12	GWC-13
10/15/2013		0.008	0.0027				
4/1/2014						0.0021 (J)	0.0074
4/2/2014				0.0063	0.0033		
4/9/2014	0.0043	0.0048	0.0018 (J)				
9/30/2014	0.0029						
10/1/2014							0.00077 (J)
10/2/2014		0.0023 (J)	0.0027	0.0023 (J)	0.0027	0.0023 (J)	
4/1/2015				0.0017 (J)	0.013	0.0035	0.0082
4/2/2015	0.0056	0.0023 (J)	0.002 (J)				
10/10/2015	0.0089	0.0024 (J)					
10/11/2015				0.0016 (J)	0.017		
10/12/2015			<0.01				
10/14/2015						0.0066	
10/15/2015							0.0082
3/30/2016	0.00487 (J)						
3/31/2016		<0.01	0.00266 (J)				
4/4/2016				<0.01	0.00419 (J)	0.00858 (J)	0.00818 (J)
8/3/2016			0.0017 (J)	0.0021 (J)		0.0102	
8/4/2016					0.0021 (J)		0.0032 (J)
8/5/2016	0.003 (J)	0.0032 (J)					
4/6/2017	0.0038 (J)						
4/10/2017		<0.01	<0.01	<0.01	<0.01		
4/11/2017						0.0104	
4/12/2017							0.0041 (J)
10/3/2017	0.0023 (J)						
10/4/2017		0.0012 (J)	<0.01	0.0014 (J)	0.0014 (J)	0.0104	
10/9/2017							<0.01
3/20/2018	0.0056 (J)	0.003 (J)					
3/21/2018			0.0038 (J)	<0.01			0.0045 (J)
3/22/2018					<0.01	0.014	
9/18/2018	0.005 (J)	0.0036 (J)	0.0031 (J)	0.0029 (J)	0.003 (J)	0.013	
9/19/2018							0.0047 (J)
3/21/2019	0.0024 (J)						
3/22/2019		<0.01	<0.01				
3/23/2019				<0.01	<0.01	0.012	0.021
9/16/2019	0.0062 (J)						
9/17/2019		0.0052 (J)	0.0048 (J)	0.0056 (J)	0.0075 (J)	0.016	
9/18/2019							0.007 (J)
3/12/2020	0.0045 (J)	0.0024 (J)	0.0027 (J)	0.0038 (J)	0.0053 (J)	0.015	
3/13/2020							0.0043 (J)
9/17/2020	<0.01	<0.01	<0.01				
9/21/2020				<0.01	0.0037 (J)	0.0065 (J)	
9/22/2020							<0.01
3/18/2021	<0.01	<0.01	<0.01				<0.01
3/19/2021				<0.01	<0.01	0.0076 (J)	
8/10/2021	<0.01	<0.01					
8/11/2021			<0.01	<0.01	<0.01	0.011 (J)	<0.01
2/2/2022	<0.01					0.019 (J)	
2/4/2022		<0.01	<0.01	<0.01	<0.01		
2/17/2022							<0.01
8/17/2022	<0.01	<0.01					
8/18/2022			<0.01	<0.01	<0.01	0.014 (J)	<0.01

ND substitution: RL or RL/2 if <15% NDs.

Time Series

Constituent: Zinc (mg/L) Analysis Run 8/10/2026 3:49 PM

Plant Bowen Client: Southern Company Data: Bowen 1, 2, 9, & 10

	GWC-9	GWC-10	GWC-10R	GWC-11	GWC-11R	GWC-12	GWC-13
2/20/2023		<0.01	<0.01	<0.01	<0.01		
2/21/2023	<0.01					<0.02	
2/22/2023							<0.01
7/31/2023	<0.01	<0.01	<0.01				
8/1/2023				<0.01	<0.01	<0.02	<0.01
2/27/2024	<0.01	<0.01	0.063			0.017 (J)	<0.01
2/28/2024				<0.01	<0.01		
8/12/2024	<0.01	<0.01	<0.01		<0.01	0.015 (J)	<0.01
8/13/2024				<0.01			
2/28/2025	0.0032 (J)	<0.01					
3/3/2025			<0.01		<0.01		<0.01
3/4/2025				<0.01		0.017 (J)	
9/3/2025	<0.01	<0.01	<0.01	<0.01	<0.01	0.015	<0.01
2/18/2026	0.0015 (J)					0.017	
2/19/2026		0.0015 (J)	<0.01	<0.01			0.0016 (J)
2/20/2026					<0.01		

ND substitution: RL or RL/2 if <15% NDs.

Time Series

Constituent: Zinc (mg/L) Analysis Run 8/10/2026 3:49 PM

Plant Bowen Client: Southern Company Data: Bowen 1, 2, 9, & 10

	GWC-13RZ	GWC-14Z	GWC-15R	GWC-15Z	GWC-44	GWC-45	GWC-45R
8/21/2007	<0.02						
8/23/2007			0.0038				
8/24/2007		0.0036		0.052 (O)		0.035	0.033
10/23/2007						0.0092	0.013
11/1/2007	0.0038						
11/2/2007		0.0026	0.0025	0.01			
11/17/2007		0.024 (O)	0.023 (O)				
11/18/2007				0.025		0.11 (o)	0.0075
11/19/2007	0.0055						
1/15/2008		0.0074	0.012	0.055 (O)		0.16 (o)	0.051
1/31/2008	0.0063						
3/5/2008	0.0037	0.075 (O)				0.31 (o)	0.016
3/6/2008			0.0069				
3/10/2008				0.018			
5/7/2008	0.0033	0.0088	0.007				
5/12/2008							0.0069
5/13/2008				0.0044			
5/14/2008						0.11 (o)	
12/2/2008		0.11 (O)	0.021 (O)	0.065 (O)		0.021	0.0053
12/12/2008	0.097 (O)						
4/16/2009		0.091 (O)					
4/28/2009			0.0055	0.0037		0.061	0.0075
4/29/2009	0.068 (O)						
10/13/2009							0.017
10/19/2009			0.0051				
10/20/2009		0.056 (O)		0.0043		0.0035	
10/21/2009	0.011						
4/20/2010		0.014				<0.02	
4/21/2010							0.0037
4/27/2010			0.0068	<0.01			
4/28/2010	0.048 (O)						
9/28/2010						0.0088	
9/29/2010		0.015					
10/4/2010			0.0074				0.0049
10/5/2010				0.0028			
10/6/2010	0.003						
4/12/2011		0.0028				<0.02	
4/18/2011			0.0031				0.0049
4/19/2011				<0.01			
4/20/2011	0.0038						
10/4/2011		0.0025				0.0045	
10/5/2011							0.0043
10/12/2011	0.0027		0.0067	<0.01			
4/3/2012						<0.02	
4/4/2012		0.0105					
4/23/2012			<0.01				
4/25/2012	<0.02			<0.01			
5/3/2012							<0.01
10/2/2012	0.0059						
10/10/2012		0.0033	0.0046	<0.01			
10/15/2012						0.0048	0.0043
4/2/2013	0.008						

ND substitution: RL or RL/2 if <15% NDs.

Time Series

Constituent: Zinc (mg/L) Analysis Run 8/10/2026 3:49 PM

Plant Bowen Client: Southern Company Data: Bowen 1, 2, 9, & 10

	GWC-13RZ	GWC-14Z	GWC-15R	GWC-15Z	GWC-44	GWC-45	GWC-45R
4/15/2013		0.0031	0.006				
4/16/2013				0.005		0.0065	0.0038
10/8/2013	0.0062						
10/22/2013		<0.01	0.0037	0.0028		0.0047	0.0032
4/1/2014	0.0067						
4/21/2014		0.0032	0.0073	0.0028			
4/23/2014						0.0038	0.0042
9/30/2014		0.0015 (J)	0.0027	0.0018 (J)			
10/1/2014	0.0024 (J)					0.003	0.017
3/31/2015	0.0046						
4/3/2015		0.0015 (J)	0.0017 (J)	0.0021 (J)		0.0037	0.0043
10/6/2015				<0.01			
10/7/2015		<0.01	0.0042			0.0048	
10/9/2015							0.0027
10/14/2015	0.002 (J)						
3/16/2016					0.00424 (J)	0.00244 (J)	0.00697 (J)
4/4/2016	<0.02						
4/5/2016		<0.01	0.00573 (J)	0.00288 (J)			
5/16/2016					0.00345 (J)	<0.02	0.00452 (J)
7/25/2016					0.0028 (J)	0.002 (J)	0.003 (J)
8/4/2016			0.004 (J)				
8/9/2016		0.0016 (J)					
9/19/2016					0.004 (J)	0.0061 (J)	0.0034 (J)
11/3/2016					0.0047 (J)		0.0039 (J)
11/4/2016						0.0032 (J)	
1/19/2017					0.0035 (J)		
1/20/2017							0.0023 (J)
1/23/2017						0.0031 (J)	
3/28/2017					0.0046 (J)		
3/29/2017						0.0023 (J)	0.0041 (J)
4/11/2017	0.0031 (J)	0.0015 (J)		0.0019 (J)			
4/12/2017			0.0035 (J)				
9/26/2017					0.0039 (J)		
9/27/2017						0.0048 (J)	0.0036 (J)
10/5/2017		0.0024 (J)					
10/6/2017	<0.02		0.0024 (J)	<0.01			
3/15/2018					0.0039 (J)	0.0025 (J)	0.0053 (J)
3/22/2018		0.0021 (J)					
3/23/2018	0.005 (J)		0.0058 (J)	0.003 (J)			
9/12/2018					0.005 (J)		
9/13/2018						0.0032 (J)	0.0044 (J)
9/19/2018		0.0043 (J)	0.0052 (J)	0.003 (J)			
9/20/2018	0.0049 (J)						
3/14/2019					0.0039 (J)	<0.02	0.0022 (J)
3/22/2019	0.0048 (J)	<0.01		<0.01			
3/25/2019			0.0039 (J)				
9/11/2019					0.0068 (J)	0.0065 (J)	0.0058 (J)
9/17/2019		0.0057 (J)	0.0066 (J)	0.0048 (J)			
9/19/2019	0.0091 (J)						
3/10/2020					0.0049 (J)	0.0031 (J)	0.0035 (J)
3/13/2020		0.0028 (J)	0.0057 (J)	0.0026 (J)			
3/17/2020	0.0057 (J)						

ND substitution: RL or RL/2 if <15% NDs.

Time Series

Constituent: Zinc (mg/L) Analysis Run 8/10/2026 3:49 PM

Plant Bowen Client: Southern Company Data: Bowen 1, 2, 9, & 10

	GWC-13RZ	GWC-14Z	GWC-15R	GWC-15Z	GWC-44	GWC-45	GWC-45R
9/11/2020						<0.02	<0.01
9/15/2020					0.0062 (J)		
9/21/2020		<0.01	0.0036 (J)	<0.01			
9/22/2020	<0.02						
3/11/2021					0.004 (J)	<0.02	<0.01
3/18/2021		<0.01	<0.01	<0.01			
3/19/2021	<0.02						
8/4/2021					<0.02		
8/6/2021						<0.02	<0.01
8/11/2021		<0.01	<0.01	<0.01			
8/12/2021	<0.02						
1/31/2022					<0.02		
2/1/2022						<0.02	<0.01
2/4/2022	<0.02	<0.01	<0.01				
2/7/2022				<0.01			
8/12/2022						<0.02	<0.01
8/15/2022					<0.02		
8/18/2022		<0.01					
8/19/2022	<0.02		<0.01	<0.01			
2/14/2023					<0.02		
2/15/2023						<0.02	<0.01
2/22/2023	<0.02	<0.01	<0.01	<0.01			
7/26/2023					<0.02	<0.02	<0.01
8/1/2023		<0.01		<0.01			
8/2/2023	<0.02		<0.01				
2/20/2024					<0.02	<0.02	<0.01
2/28/2024	<0.02	<0.01	0.028	<0.01			
8/5/2024						<0.02	<0.01
8/6/2024					<0.02		
8/13/2024	<0.02	<0.01	<0.01	<0.01			
2/26/2025					0.004 (J)	<0.02	<0.01
3/3/2025		<0.01	0.0035 (J)	<0.01			
3/4/2025	0.0025 (J)						
8/28/2025					0.0028 (J)		
9/2/2025						0.0032 (J)	<0.01
9/4/2025	0.0032 (J)	<0.01	<0.01	<0.01			
2/16/2026					0.0032 (J)		
2/17/2026						0.0039 (J)	0.002 (J)
2/20/2026	0.0018 (J)						
2/24/2026		<0.01	0.0014 (J)	<0.01			

ND substitution: RL or RL/2 if <15% NDs.

Time Series

Constituent: Zinc (mg/L) Analysis Run 8/10/2026 3:49 PM

Plant Bowen Client: Southern Company Data: Bowen 1, 2, 9, & 10

	GWC-46R	GWC-47	GWC-47R	GWC-48	GWC-49R	GWC-49Z
3/10/2016	0.00337 (J)	0.027	0.0154	0.00618 (J)		
3/17/2016					<0.01	<0.01
5/17/2016	0.00268 (J)			0.00672 (J)		
5/18/2016		0.0277	0.0136		<0.01	0.00208 (J)
7/26/2016	0.0031 (J)					
7/27/2016		0.0221	0.0153	0.0065 (J)	0.0029 (J)	
7/28/2016						0.0032 (J)
9/20/2016	0.0058 (J)	0.03	0.0173	0.0081 (J)		
9/21/2016					<0.01	0.0079 (J)
11/4/2016	0.0029 (J)		0.0149	0.0071 (J)	<0.01	
11/7/2016		0.0202				0.0043 (J)
1/20/2017	<0.01		0.0134			
1/23/2017		0.0156		<0.02		
1/24/2017					<0.01	0.0053 (J)
3/28/2017	0.0026 (J)			0.0046 (J)		
3/29/2017		0.0192	0.0117		0.0022 (J)	
3/30/2017						0.0047 (J)
9/27/2017		0.0196	0.0111			
9/29/2017	0.0016 (J)			0.0055 (J)	<0.01	0.004 (J)
12/28/2017		0.0315				
3/15/2018	0.0034 (J)	0.036		0.0073 (J)	0.0023 (J)	0.0039 (J)
3/16/2018			0.012			
9/13/2018	0.0046 (J)	0.031	0.014	0.0078 (J)	0.0027 (J)	
9/14/2018						0.0046 (J)
3/15/2019		0.051		0.0058 (J)		
3/18/2019	<0.01				<0.01	
3/19/2019			0.016			0.0034 (J)
9/11/2019	0.0055 (J)		0.028	0.011	0.005 (J)	0.0085 (J)
9/12/2019		0.035				
3/9/2020		0.044	0.032	0.0079 (J)		0.0047 (J)
3/10/2020	0.0029 (J)					
3/11/2020					0.0036 (J)	
9/11/2020					<0.01	
9/14/2020	<0.01	0.032		0.0076 (J)		0.0042 (J)
9/15/2020			0.028			
3/11/2021	<0.01	0.047	0.028	0.0088 (J)		
3/15/2021					<0.01	<0.01
8/4/2021				<0.02		
8/5/2021	<0.01	0.037	0.024			<0.01
8/11/2021					<0.01	
1/31/2022	<0.01			<0.02		
2/1/2022		0.038	0.029		<0.01	<0.01
8/15/2022	<0.01	0.027	0.04	0.0094 (J)	<0.01	<0.01
2/14/2023	<0.01				<0.01	<0.01
2/15/2023		0.05	0.031	0.011 (J)		
7/26/2023	<0.01			0.012 (J)		
7/27/2023		0.049	0.024		<0.01	<0.01
2/21/2024	<0.01	0.06	<0.02	0.011 (J)	<0.01	<0.01
8/5/2024	<0.01	0.063	0.017 (J)	0.0099 (J)		
8/6/2024					<0.01	<0.01
2/26/2025	<0.01	0.05	0.018 (J)	0.016 (J)	<0.01	<0.01
8/28/2025		0.037				

ND substitution: RL or RL/2 if <15% NDs.

Time Series

Constituent: Zinc (mg/L) Analysis Run 8/10/2026 3:49 PM

Plant Bowen Client: Southern Company Data: Bowen 1, 2, 9, & 10

	GWC-46R	GWC-47	GWC-47R	GWC-48	GWC-49R	GWC-49Z
8/29/2025	<0.01			0.014	<0.01	<0.01
9/2/2025			0.021			
9/24/2025	<0.01					
2/16/2026	<0.01					
2/17/2026		0.036	0.021	0.011	<0.01	0.0021 (J)

ND substitution: RL or RL/2 if <15% NDs.

FIGURE B.

Sanitas™ v.10.1.08 Software licensed to Groundwater Stats Consulting. UG

Box & Whiskers Plot

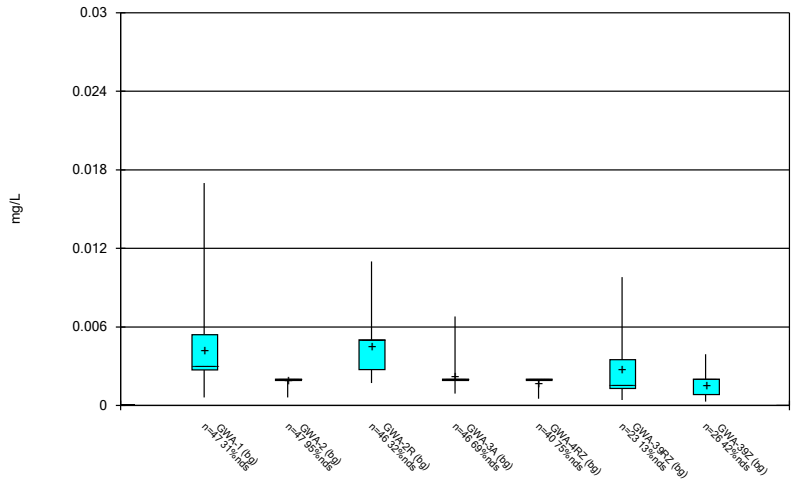

Constituent: Antimony Analysis Run 8/10/2026 3:55 PM

Plant Bowen Client: Southern Company Data: Bowen 1, 2, 9, & 10

Sanitas™ v.10.1.08 Software licensed to Groundwater Stats Consulting. UG

Box & Whiskers Plot

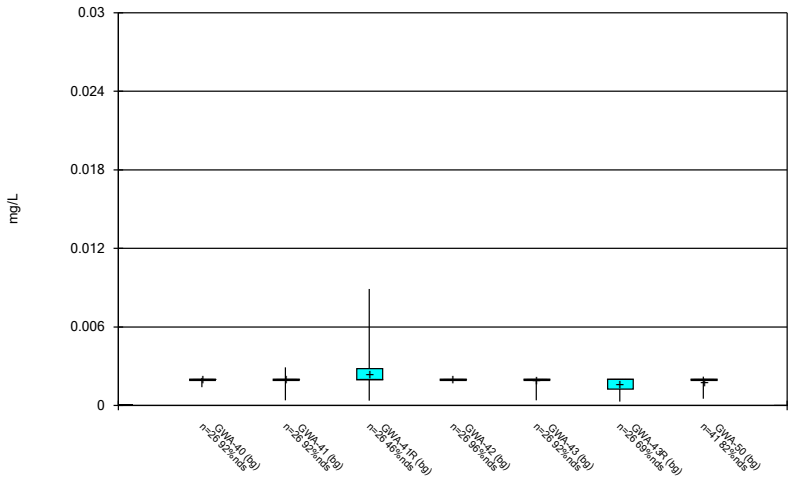

Constituent: Antimony Analysis Run 8/10/2026 3:55 PM

Plant Bowen Client: Southern Company Data: Bowen 1, 2, 9, & 10

Sanitas™ v.10.1.08 Software licensed to Groundwater Stats Consulting. UG

Box & Whiskers Plot

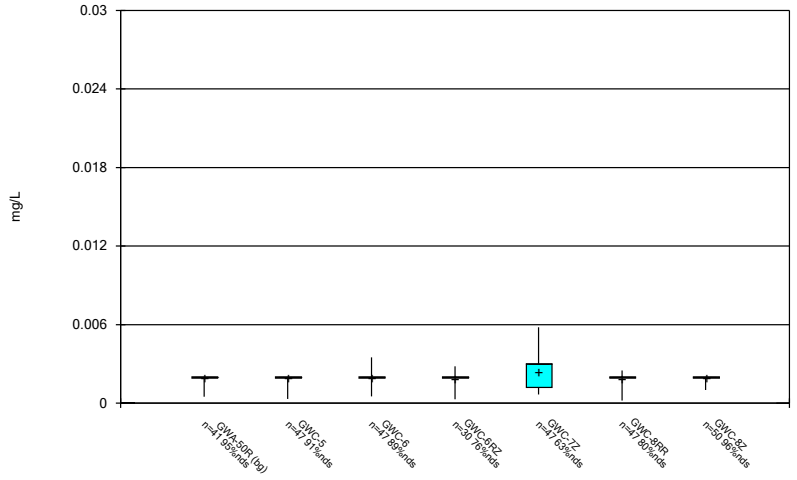

Constituent: Antimony Analysis Run 8/10/2026 3:55 PM

Plant Bowen Client: Southern Company Data: Bowen 1, 2, 9, & 10

Sanitas™ v.10.1.08 Software licensed to Groundwater Stats Consulting. UG

Box & Whiskers Plot

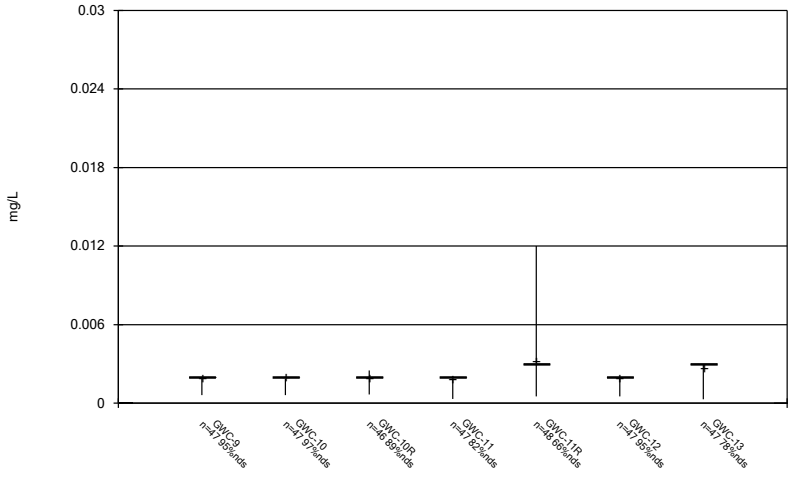

Constituent: Antimony Analysis Run 8/10/2026 3:55 PM

Plant Bowen Client: Southern Company Data: Bowen 1, 2, 9, & 10

Sanitas™ v.10.1.08 Software licensed to Groundwater Stats Consulting. UG

Box & Whiskers Plot

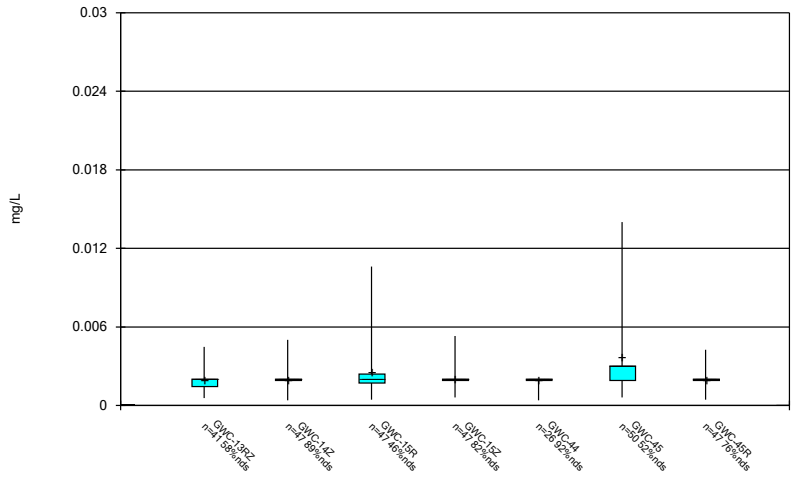

Constituent: Antimony Analysis Run 8/10/2026 3:55 PM

Plant Bowen Client: Southern Company Data: Bowen 1, 2, 9, & 10

Sanitas™ v.10.1.08 Software licensed to Groundwater Stats Consulting. UG

Box & Whiskers Plot

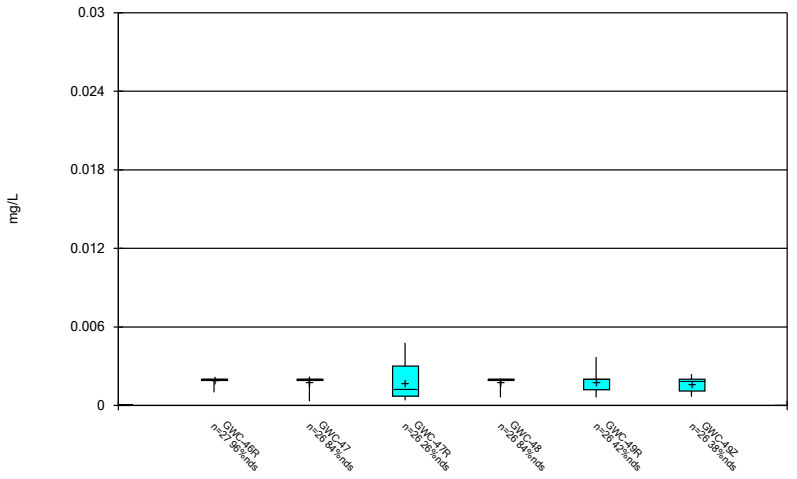

Constituent: Antimony Analysis Run 8/10/2026 3:55 PM

Plant Bowen Client: Southern Company Data: Bowen 1, 2, 9, & 10

Sanitas™ v.10.1.08 Software licensed to Groundwater Stats Consulting. UG

Box & Whiskers Plot

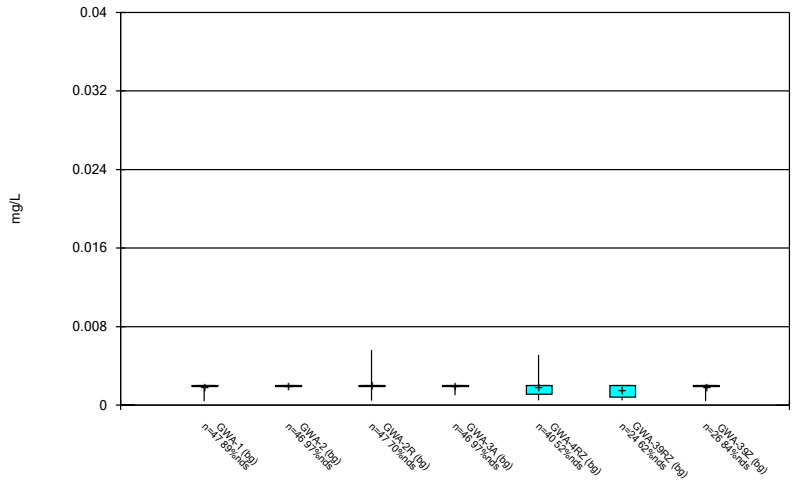

Constituent: Arsenic Analysis Run 8/10/2026 3:55 PM

Plant Bowen Client: Southern Company Data: Bowen 1, 2, 9, & 10

Sanitas™ v.10.1.08 Software licensed to Groundwater Stats Consulting. UG

Box & Whiskers Plot

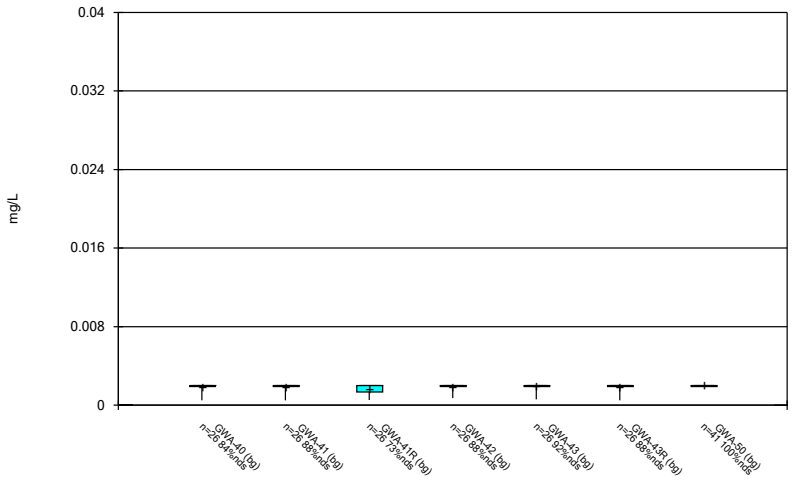

Constituent: Arsenic Analysis Run 8/10/2026 3:55 PM

Plant Bowen Client: Southern Company Data: Bowen 1, 2, 9, & 10

Sanitas™ v.10.1.08 Software licensed to Groundwater Stats Consulting. UG

Box & Whiskers Plot

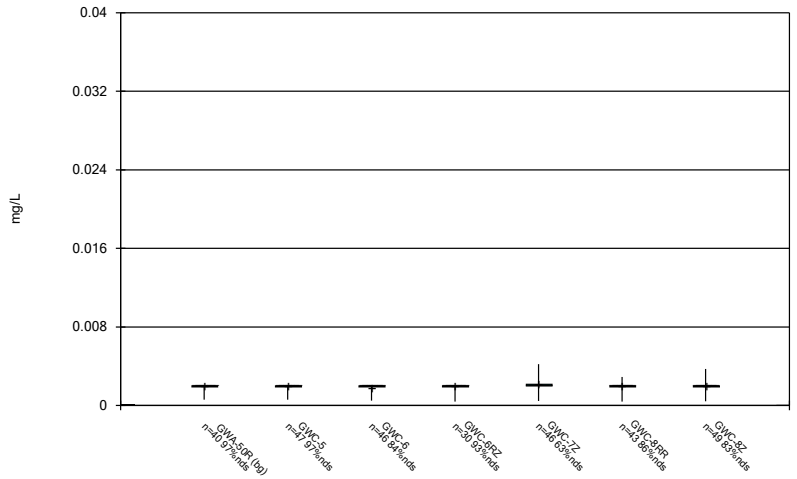

Constituent: Arsenic Analysis Run 8/10/2026 3:55 PM

Plant Bowen Client: Southern Company Data: Bowen 1, 2, 9, & 10

Sanitas™ v.10.1.08 Software licensed to Groundwater Stats Consulting. UG

Box & Whiskers Plot

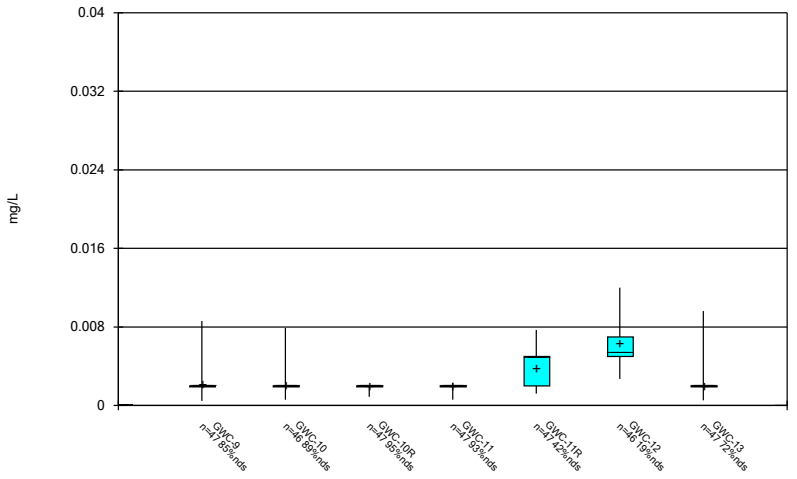

Constituent: Arsenic Analysis Run 8/10/2026 3:55 PM

Plant Bowen Client: Southern Company Data: Bowen 1, 2, 9, & 10

Sanitas™ v.10.1.08 Software licensed to Groundwater Stats Consulting. UG

Box & Whiskers Plot

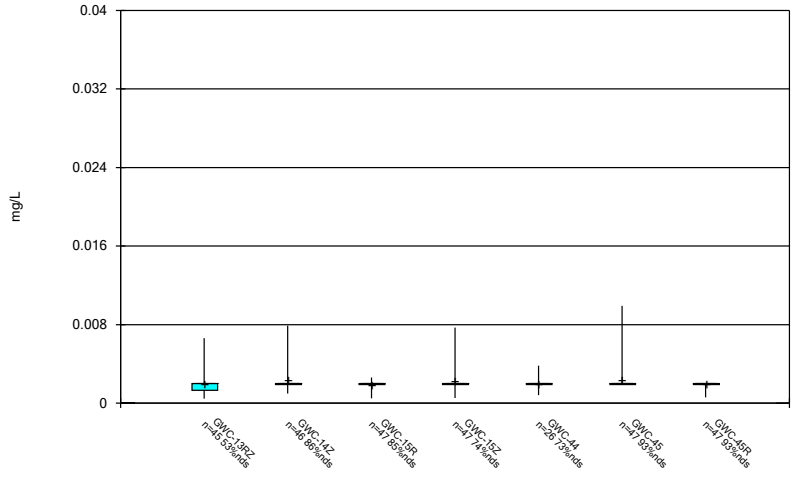

Constituent: Arsenic Analysis Run 8/10/2026 3:55 PM

Plant Bowen Client: Southern Company Data: Bowen 1, 2, 9, & 10

Sanitas™ v.10.1.08 Software licensed to Groundwater Stats Consulting. UG

Box & Whiskers Plot

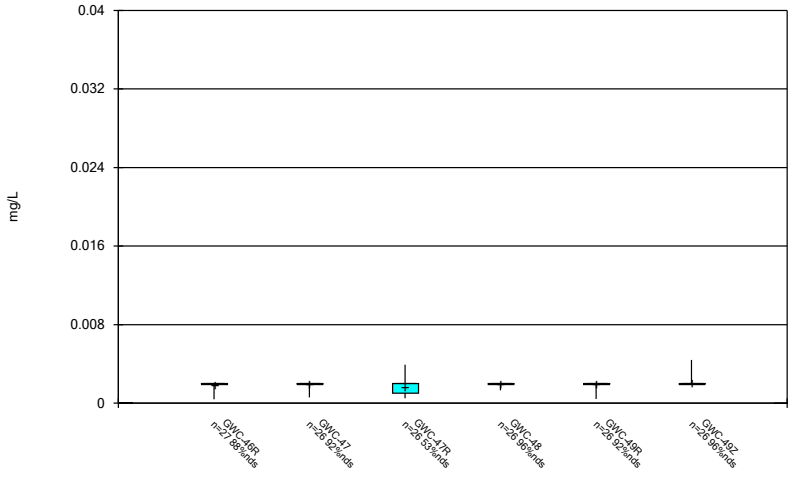

Constituent: Arsenic Analysis Run 8/10/2026 3:55 PM

Plant Bowen Client: Southern Company Data: Bowen 1, 2, 9, & 10

Sanitas™ v.10.1.08 Software licensed to Groundwater Stats Consulting. UG

Box & Whiskers Plot

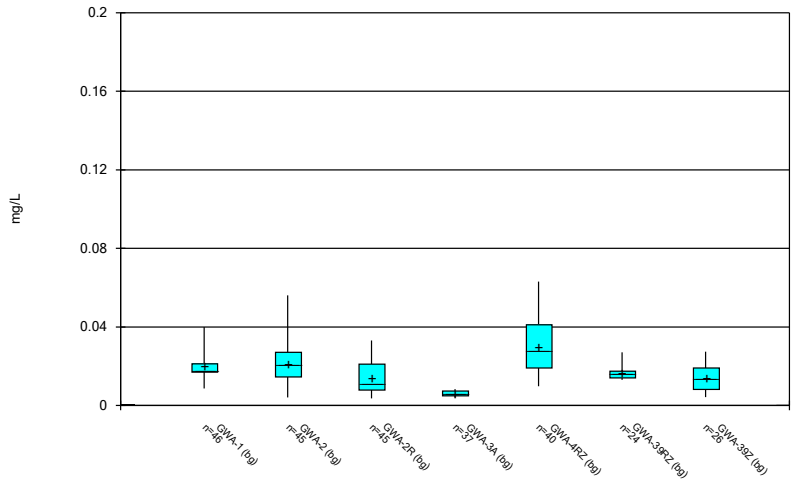

Constituent: Barium Analysis Run 8/10/2026 3:55 PM

Plant Bowen Client: Southern Company Data: Bowen 1, 2, 9, & 10

Sanitas™ v.10.1.08 Software licensed to Groundwater Stats Consulting. UG

Box & Whiskers Plot

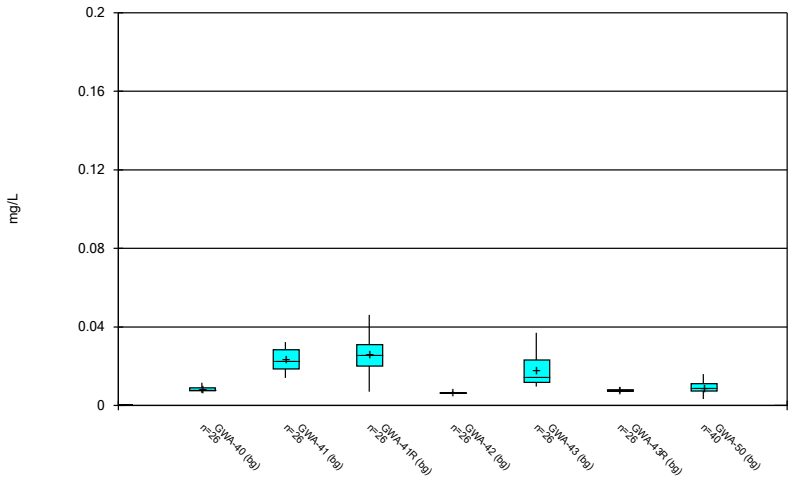

Constituent: Barium Analysis Run 8/10/2026 3:55 PM

Plant Bowen Client: Southern Company Data: Bowen 1, 2, 9, & 10

Sanitas™ v.10.1.08 Software licensed to Groundwater Stats Consulting. UG

Box & Whiskers Plot

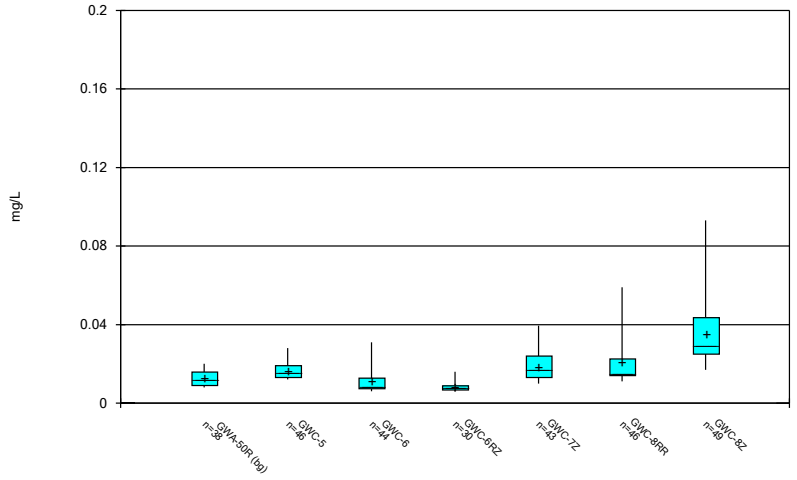

Constituent: Barium Analysis Run 8/10/2026 3:55 PM

Plant Bowen Client: Southern Company Data: Bowen 1, 2, 9, & 10

Sanitas™ v.10.1.08 Software licensed to Groundwater Stats Consulting. UG

Box & Whiskers Plot

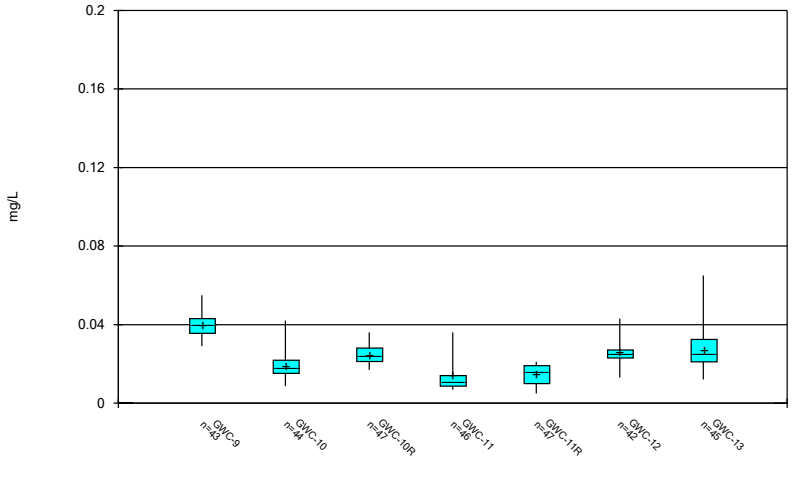

Constituent: Barium Analysis Run 8/10/2026 3:55 PM

Plant Bowen Client: Southern Company Data: Bowen 1, 2, 9, & 10

Sanitas™ v.10.1.08 Software licensed to Groundwater Stats Consulting. UG

Box & Whiskers Plot

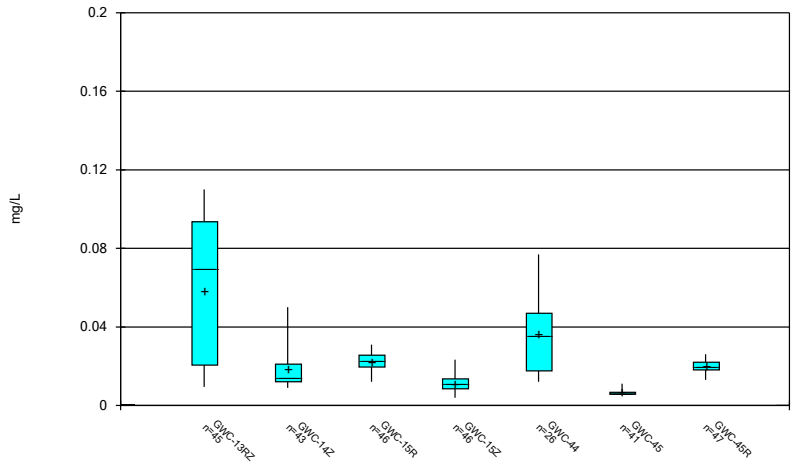

Constituent: Barium Analysis Run 8/10/2026 3:55 PM

Plant Bowen Client: Southern Company Data: Bowen 1, 2, 9, & 10

Sanitas™ v.10.1.08 Software licensed to Groundwater Stats Consulting. UG

Box & Whiskers Plot

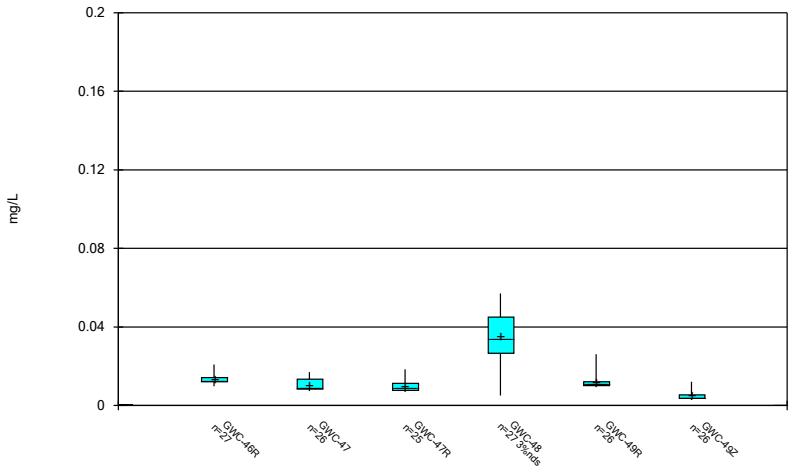

Constituent: Barium Analysis Run 8/10/2026 3:55 PM

Plant Bowen Client: Southern Company Data: Bowen 1, 2, 9, & 10

Sanitas™ v.10.1.08 Software licensed to Groundwater Stats Consulting. UG

Box & Whiskers Plot

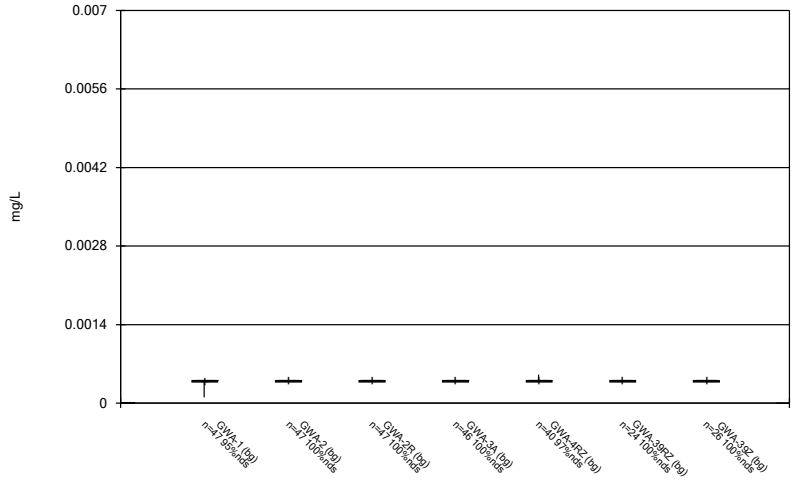

Constituent: Beryllium Analysis Run 8/10/2026 3:55 PM

Plant Bowen Client: Southern Company Data: Bowen 1, 2, 9, & 10

Sanitas™ v.10.1.08 Software licensed to Groundwater Stats Consulting. UG

Box & Whiskers Plot

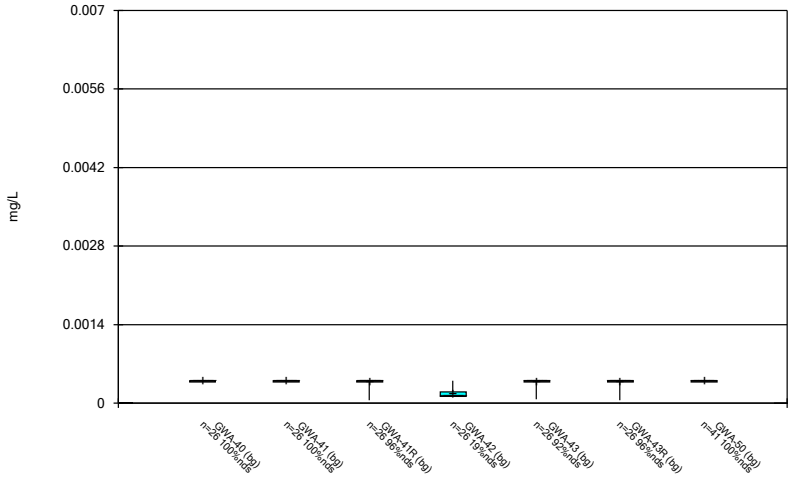

Constituent: Beryllium Analysis Run 8/10/2026 3:55 PM

Plant Bowen Client: Southern Company Data: Bowen 1, 2, 9, & 10

Sanitas™ v.10.1.08 Software licensed to Groundwater Stats Consulting. UG

Box & Whiskers Plot

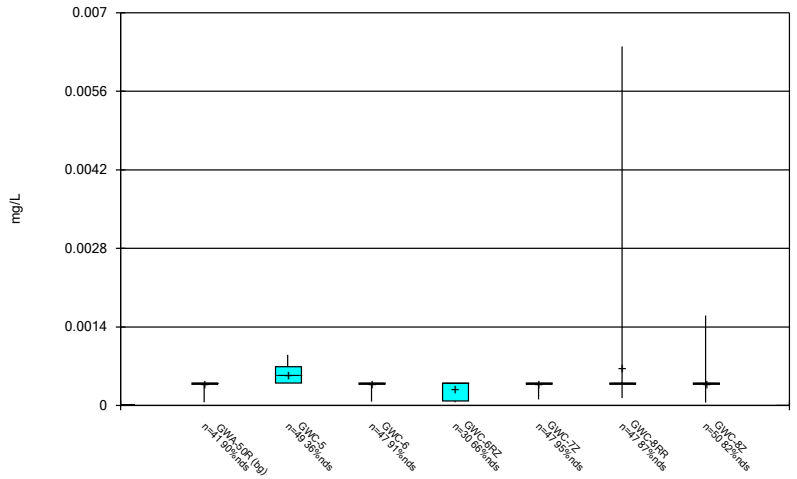

Constituent: Beryllium Analysis Run 8/10/2026 3:55 PM

Plant Bowen Client: Southern Company Data: Bowen 1, 2, 9, & 10

Sanitas™ v.10.1.08 Software licensed to Groundwater Stats Consulting. UG

Box & Whiskers Plot

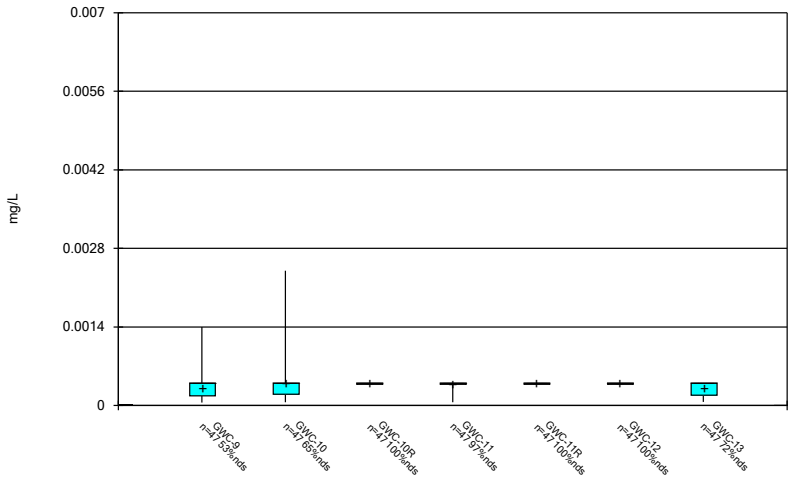

Constituent: Beryllium Analysis Run 8/10/2026 3:55 PM

Plant Bowen Client: Southern Company Data: Bowen 1, 2, 9, & 10

Sanitas™ v.10.1.08 Software licensed to Groundwater Stats Consulting. UG

Box & Whiskers Plot

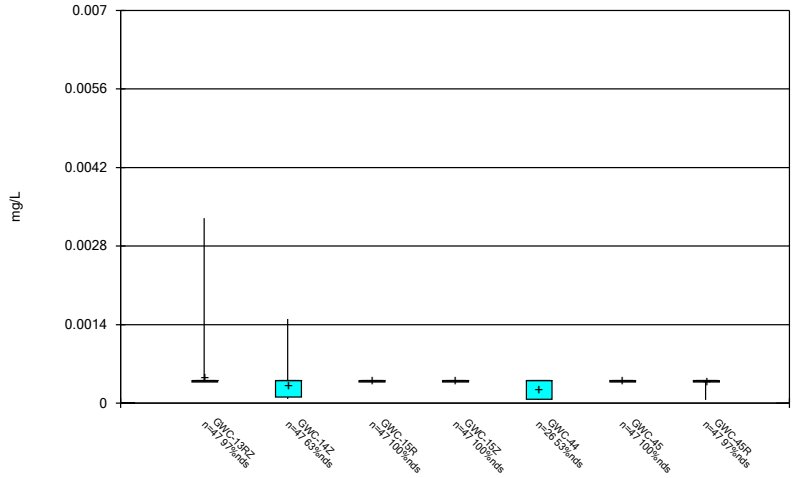

Constituent: Beryllium Analysis Run 8/10/2026 3:55 PM

Plant Bowen Client: Southern Company Data: Bowen 1, 2, 9, & 10

Sanitas™ v.10.1.08 Software licensed to Groundwater Stats Consulting. UG

Box & Whiskers Plot

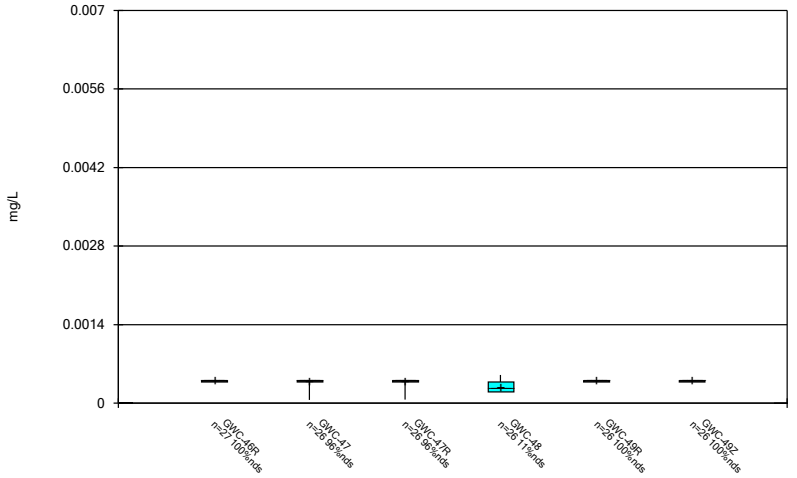

Constituent: Beryllium Analysis Run 8/10/2026 3:55 PM

Plant Bowen Client: Southern Company Data: Bowen 1, 2, 9, & 10

Box & Whiskers Plot

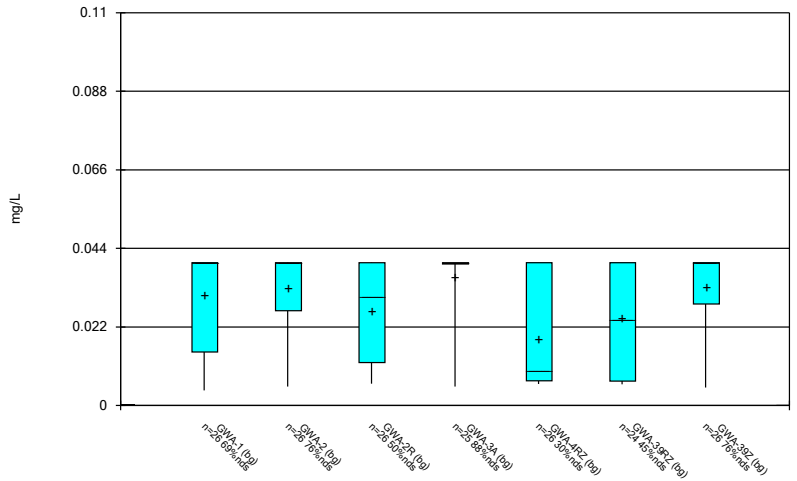

Constituent: Boron Analysis Run 8/10/2026 3:55 PM

Plant Bowen Client: Southern Company Data: Bowen 1, 2, 9, & 10

Sanitas™ v.10.1.08 Software licensed to Groundwater Stats Consulting. UG

Box & Whiskers Plot

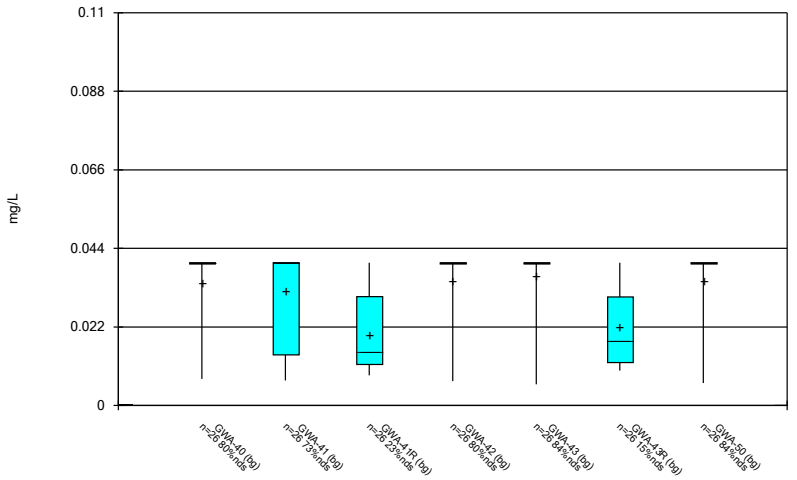

Constituent: Boron Analysis Run 8/10/2026 3:55 PM

Plant Bowen Client: Southern Company Data: Bowen 1, 2, 9, & 10

Sanitas™ v.10.1.08 Software licensed to Groundwater Stats Consulting. UG

Box & Whiskers Plot

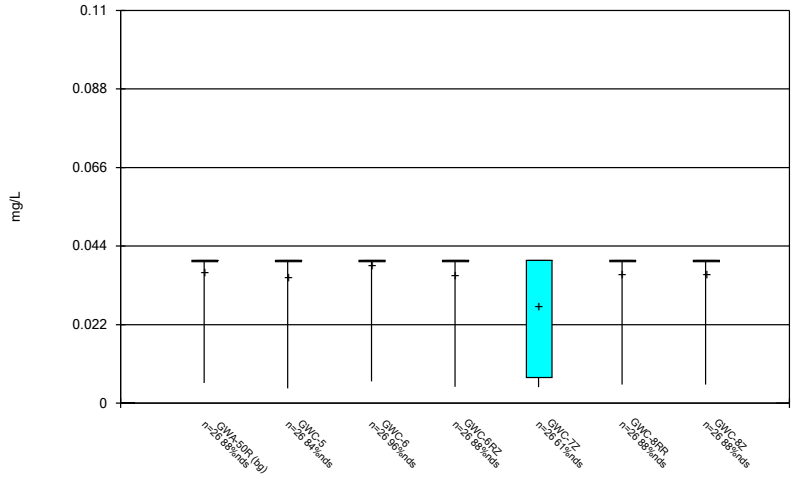

Constituent: Boron Analysis Run 8/10/2026 3:55 PM

Plant Bowen Client: Southern Company Data: Bowen 1, 2, 9, & 10

Sanitas™ v.10.1.08 Software licensed to Groundwater Stats Consulting. UG

Box & Whiskers Plot

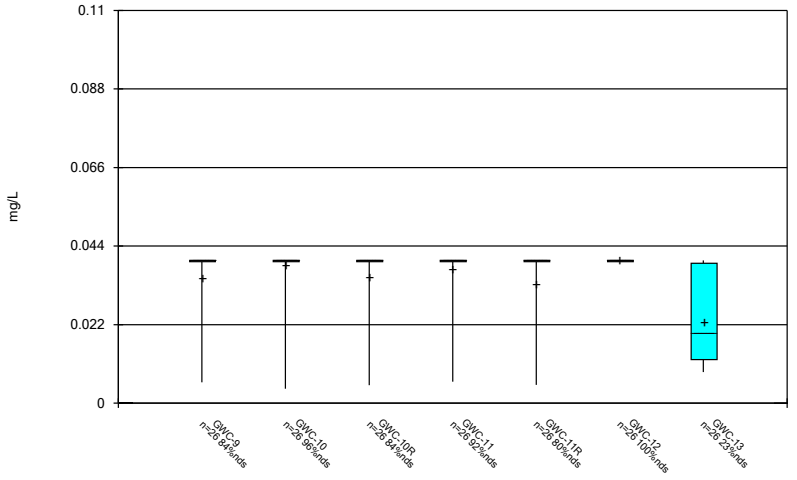

Constituent: Boron Analysis Run 8/10/2026 3:55 PM

Plant Bowen Client: Southern Company Data: Bowen 1, 2, 9, & 10

Sanitas™ v.10.1.08 Software licensed to Groundwater Stats Consulting. UG

Box & Whiskers Plot

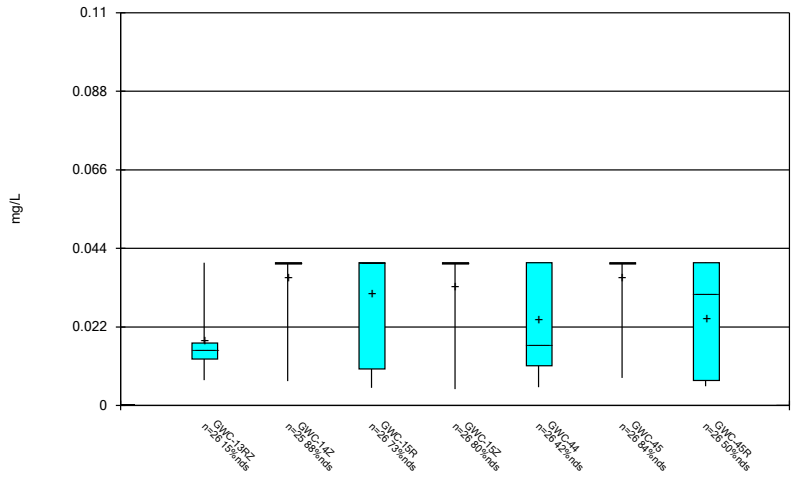

Constituent: Boron Analysis Run 8/10/2026 3:55 PM

Plant Bowen Client: Southern Company Data: Bowen 1, 2, 9, & 10

Sanitas™ v.10.1.08 Software licensed to Groundwater Stats Consulting. UG

Box & Whiskers Plot

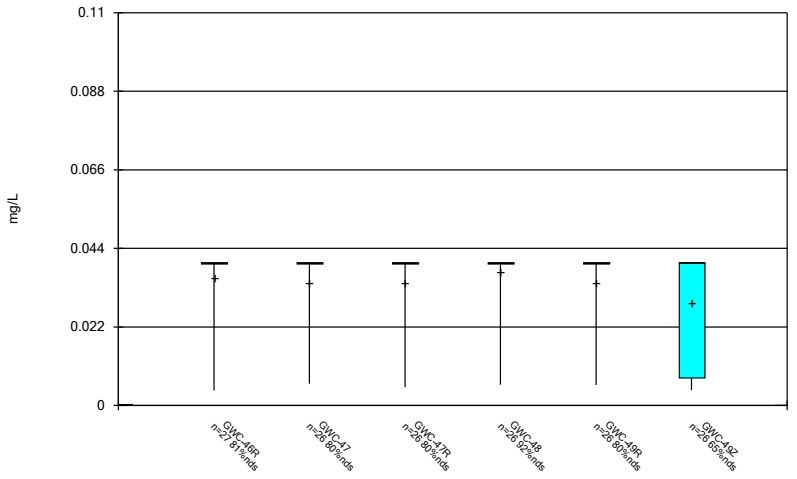

Constituent: Boron Analysis Run 8/10/2026 3:55 PM

Plant Bowen Client: Southern Company Data: Bowen 1, 2, 9, & 10

Sanitas™ v.10.1.08 Software licensed to Groundwater Stats Consulting. UG

Box & Whiskers Plot

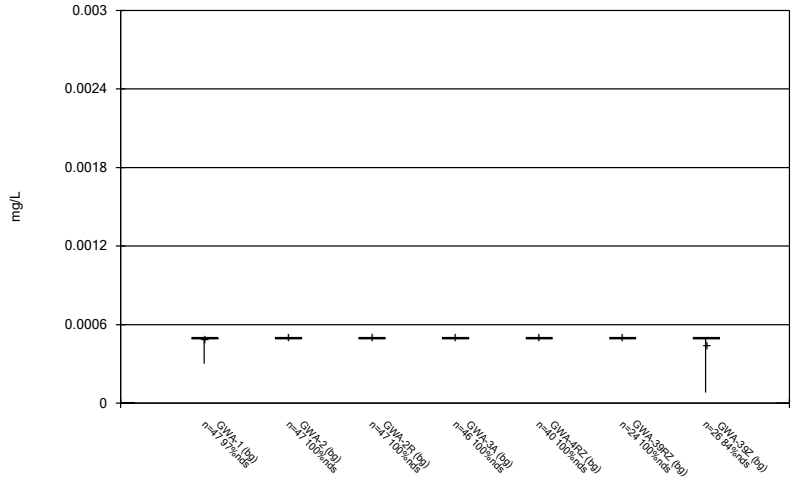

Constituent: Cadmium Analysis Run 8/10/2026 3:55 PM

Plant Bowen Client: Southern Company Data: Bowen 1, 2, 9, & 10

Sanitas™ v.10.1.08 Software licensed to Groundwater Stats Consulting. UG

Box & Whiskers Plot

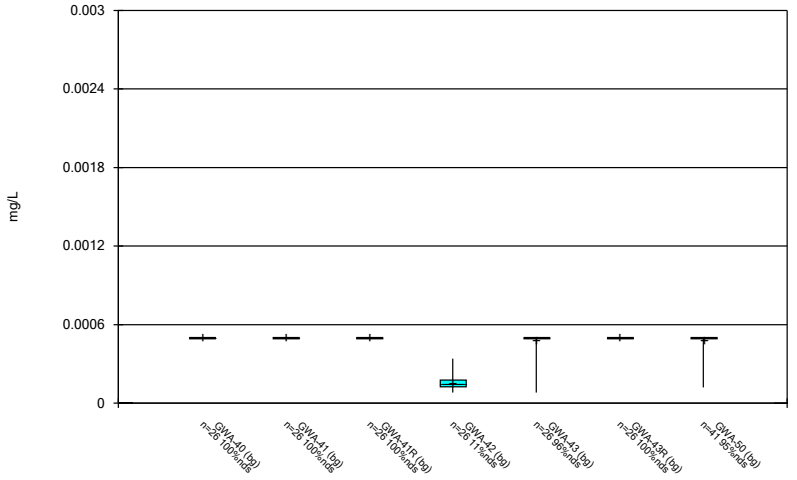

Constituent: Cadmium Analysis Run 8/10/2026 3:55 PM

Plant Bowen Client: Southern Company Data: Bowen 1, 2, 9, & 10

Sanitas™ v.10.1.08 Software licensed to Groundwater Stats Consulting. UG

Box & Whiskers Plot

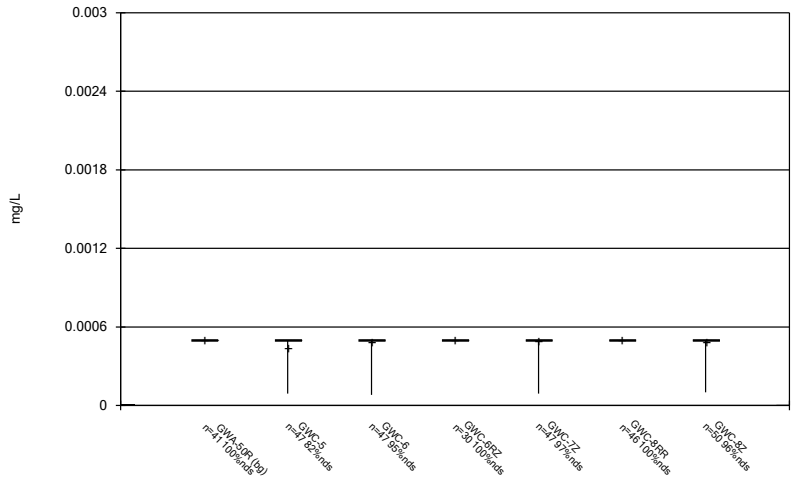

Constituent: Cadmium Analysis Run 8/10/2026 3:55 PM

Plant Bowen Client: Southern Company Data: Bowen 1, 2, 9, & 10

Sanitas™ v.10.1.08 Software licensed to Groundwater Stats Consulting. UG

Box & Whiskers Plot

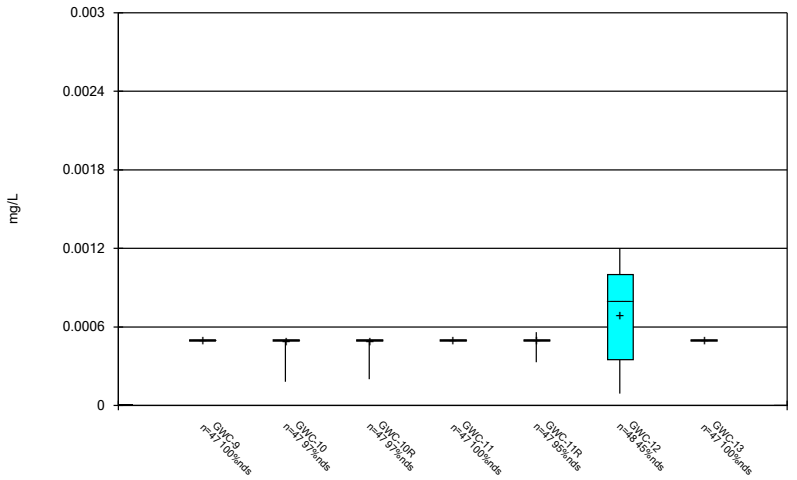

Constituent: Cadmium Analysis Run 8/10/2026 3:55 PM

Plant Bowen Client: Southern Company Data: Bowen 1, 2, 9, & 10

Sanitas™ v.10.1.08 Software licensed to Groundwater Stats Consulting. UG

Box & Whiskers Plot

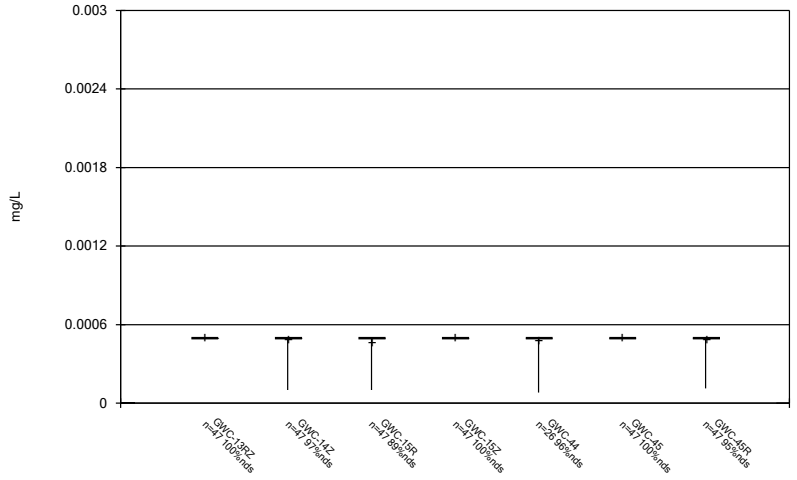

Constituent: Cadmium Analysis Run 8/10/2026 3:55 PM

Plant Bowen Client: Southern Company Data: Bowen 1, 2, 9, & 10

Sanitas™ v.10.1.08 Software licensed to Groundwater Stats Consulting. UG

Box & Whiskers Plot

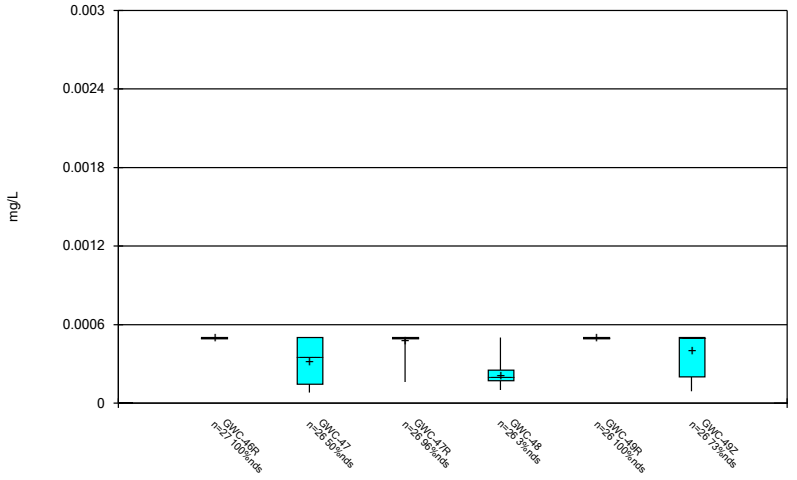

Constituent: Cadmium Analysis Run 8/10/2026 3:55 PM

Plant Bowen Client: Southern Company Data: Bowen 1, 2, 9, & 10

Sanitas™ v.10.1.08 Software licensed to Groundwater Stats Consulting. UG

Box & Whiskers Plot

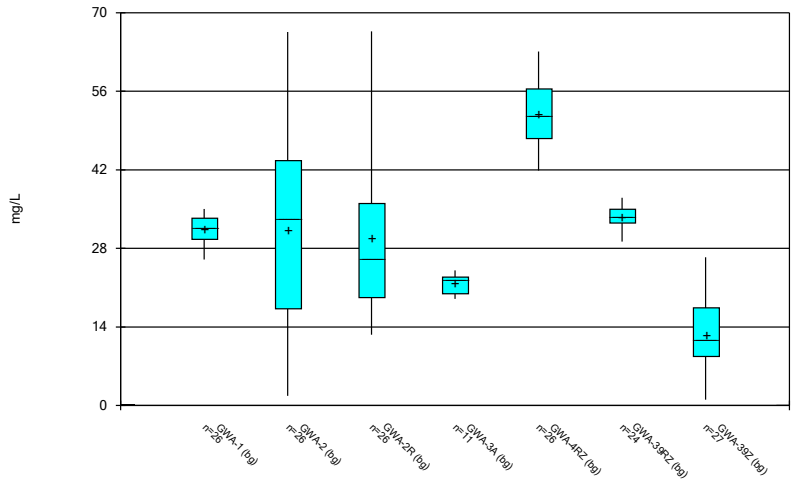

Constituent: Calcium Analysis Run 8/10/2026 3:55 PM

Plant Bowen Client: Southern Company Data: Bowen 1, 2, 9, & 10

Sanitas™ v.10.1.08 Software licensed to Groundwater Stats Consulting. UG

Box & Whiskers Plot

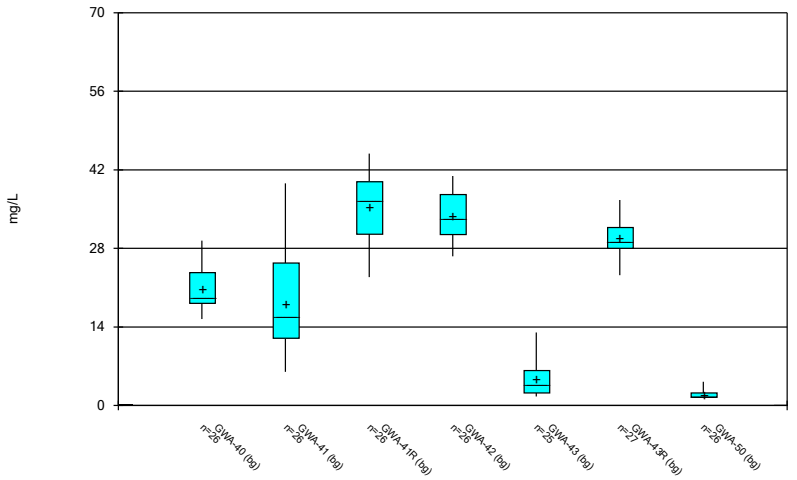

Constituent: Calcium Analysis Run 8/10/2026 3:55 PM

Plant Bowen Client: Southern Company Data: Bowen 1, 2, 9, & 10

Sanitas™ v.10.1.08 Software licensed to Groundwater Stats Consulting. UG

Box & Whiskers Plot

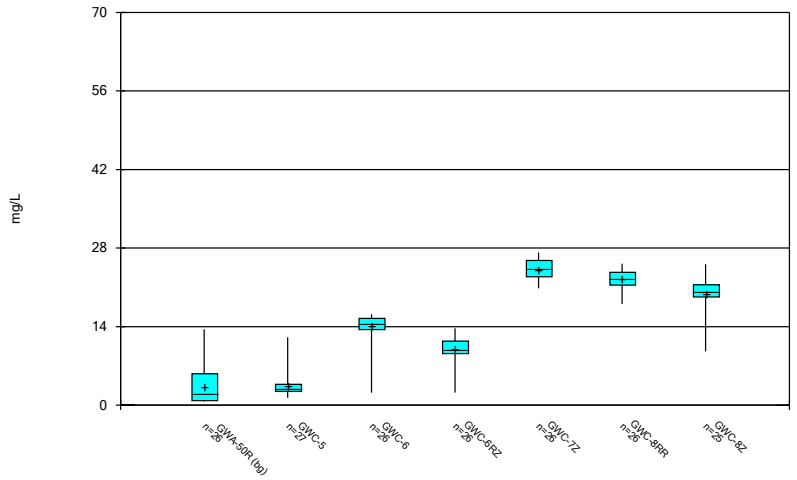

Constituent: Calcium Analysis Run 8/10/2026 3:55 PM

Plant Bowen Client: Southern Company Data: Bowen 1, 2, 9, & 10

Sanitas™ v.10.1.08 Software licensed to Groundwater Stats Consulting. UG

Box & Whiskers Plot

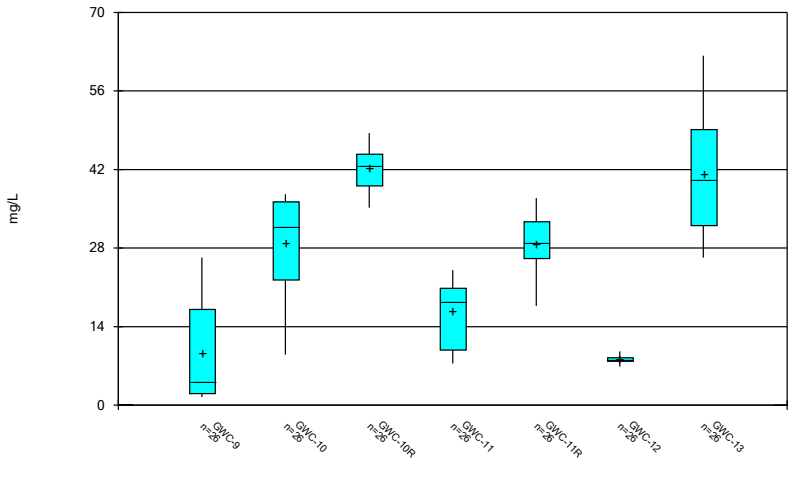

Constituent: Calcium Analysis Run 8/10/2026 3:55 PM

Plant Bowen Client: Southern Company Data: Bowen 1, 2, 9, & 10

Sanitas™ v.10.1.08 Software licensed to Groundwater Stats Consulting. UG

Box & Whiskers Plot

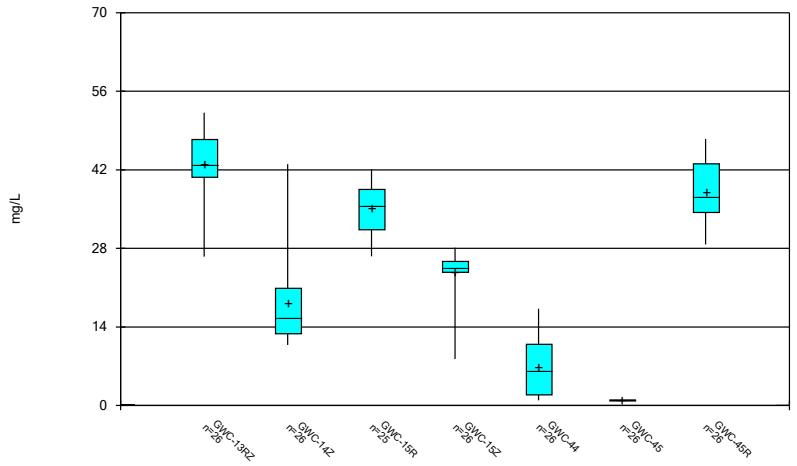

Constituent: Calcium Analysis Run 8/10/2026 3:55 PM

Plant Bowen Client: Southern Company Data: Bowen 1, 2, 9, & 10

Sanitas™ v.10.1.08 Software licensed to Groundwater Stats Consulting. UG

Box & Whiskers Plot

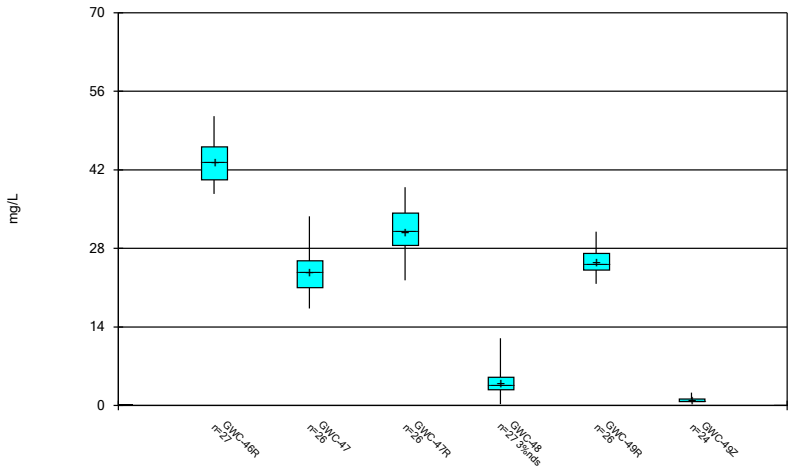

Constituent: Calcium Analysis Run 8/10/2026 3:55 PM

Plant Bowen Client: Southern Company Data: Bowen 1, 2, 9, & 10

Sanitas™ v.10.1.08 Software licensed to Groundwater Stats Consulting. UG

Box & Whiskers Plot

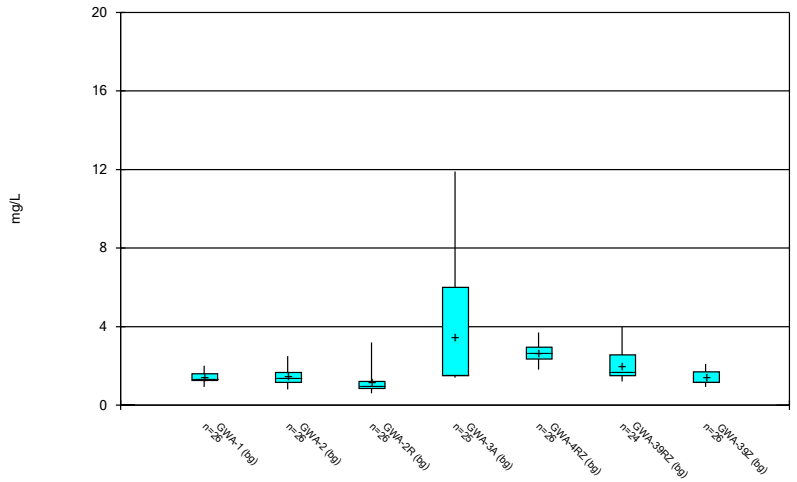

Constituent: Chloride Analysis Run 8/10/2026 3:55 PM

Plant Bowen Client: Southern Company Data: Bowen 1, 2, 9, & 10

Sanitas™ v.10.1.08 Software licensed to Groundwater Stats Consulting. UG

Box & Whiskers Plot

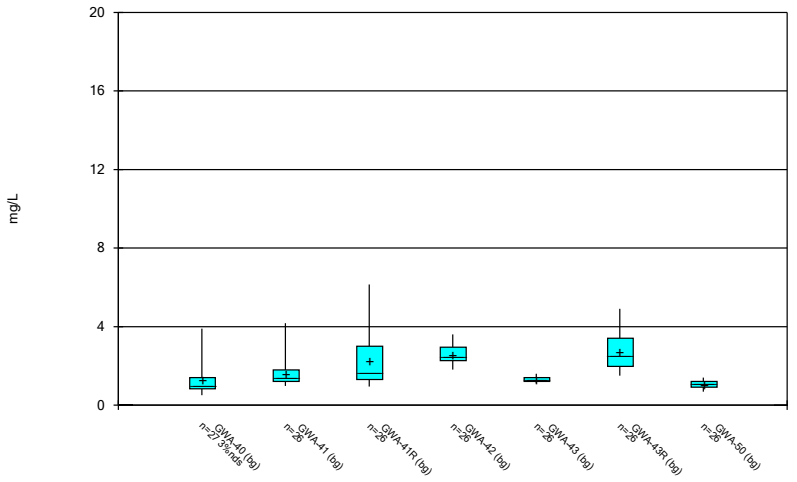

Constituent: Chloride Analysis Run 8/10/2026 3:55 PM

Plant Bowen Client: Southern Company Data: Bowen 1, 2, 9, & 10

Sanitas™ v.10.1.08 Software licensed to Groundwater Stats Consulting. UG

Box & Whiskers Plot

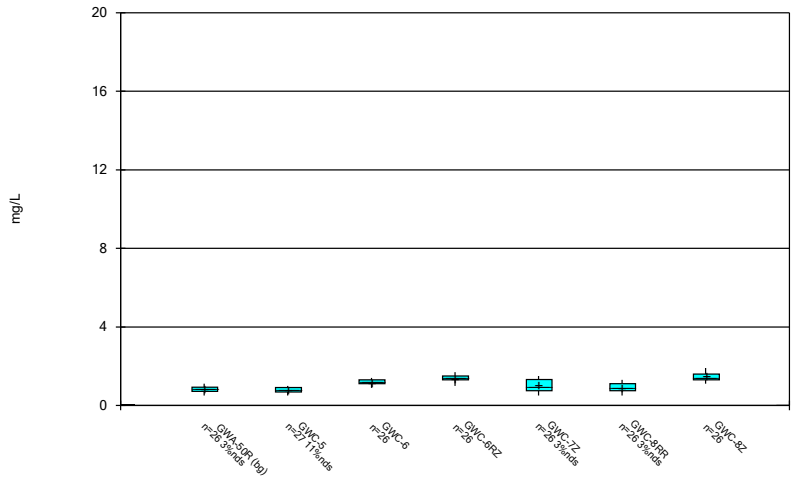

Constituent: Chloride Analysis Run 8/10/2026 3:55 PM

Plant Bowen Client: Southern Company Data: Bowen 1, 2, 9, & 10

Sanitas™ v.10.1.08 Software licensed to Groundwater Stats Consulting. UG

Box & Whiskers Plot

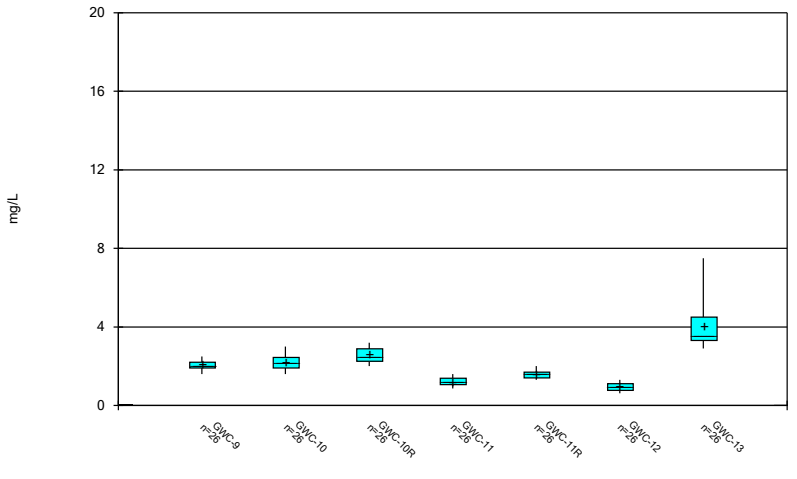

Constituent: Chloride Analysis Run 8/10/2026 3:55 PM

Plant Bowen Client: Southern Company Data: Bowen 1, 2, 9, & 10

Sanitas™ v.10.1.08 Software licensed to Groundwater Stats Consulting. UG

Box & Whiskers Plot

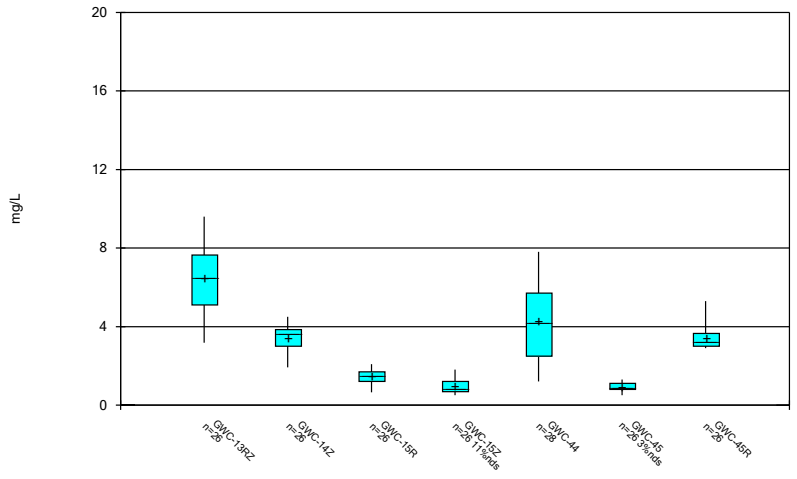

Constituent: Chloride Analysis Run 8/10/2026 3:55 PM

Plant Bowen Client: Southern Company Data: Bowen 1, 2, 9, & 10

Sanitas™ v.10.1.08 Software licensed to Groundwater Stats Consulting. UG

Box & Whiskers Plot

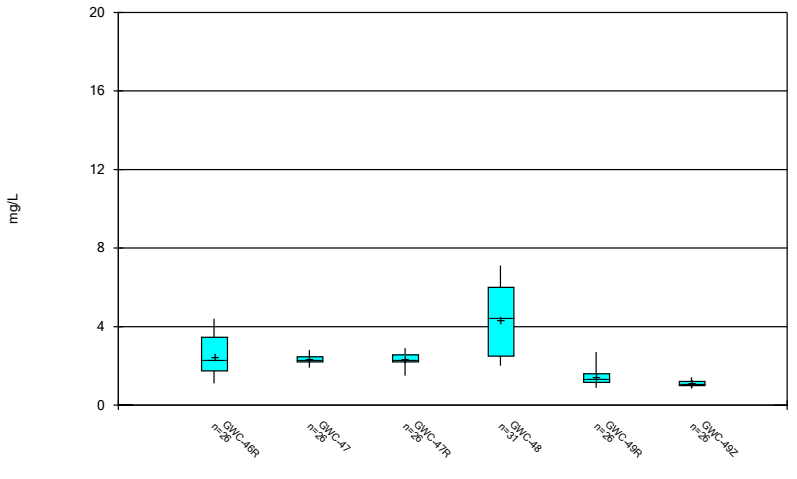

Constituent: Chloride Analysis Run 8/10/2026 3:55 PM

Plant Bowen Client: Southern Company Data: Bowen 1, 2, 9, & 10

Sanitas™ v.10.1.08 Software licensed to Groundwater Stats Consulting. UG

Box & Whiskers Plot

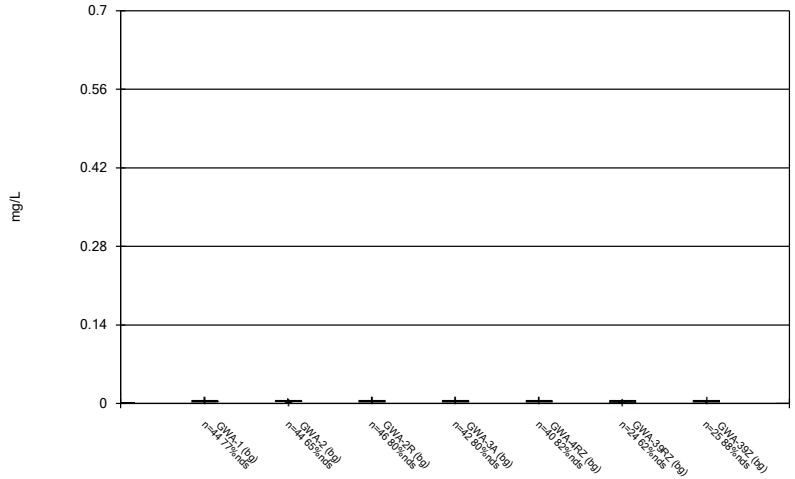

Constituent: Chromium Analysis Run 8/10/2026 3:55 PM

Plant Bowen Client: Southern Company Data: Bowen 1, 2, 9, & 10

Sanitas™ v.10.1.08 Software licensed to Groundwater Stats Consulting. UG

Box & Whiskers Plot

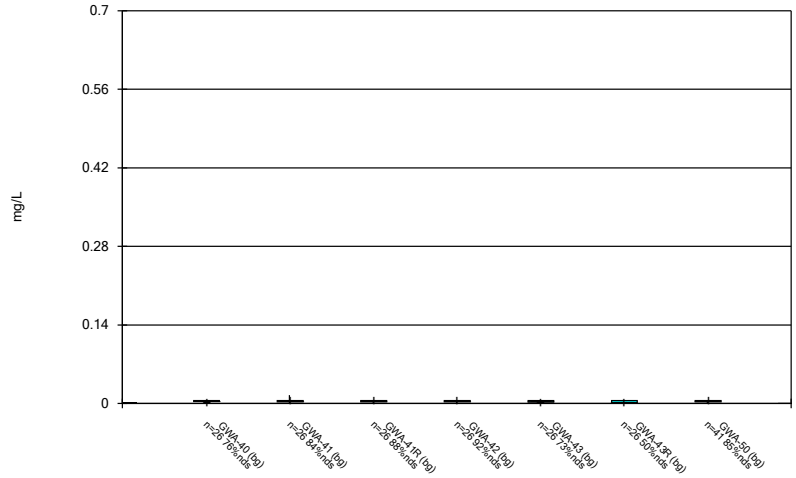

Constituent: Chromium Analysis Run 8/10/2026 3:56 PM

Plant Bowen Client: Southern Company Data: Bowen 1, 2, 9, & 10

Sanitas™ v.10.1.08 Software licensed to Groundwater Stats Consulting. UG

Box & Whiskers Plot

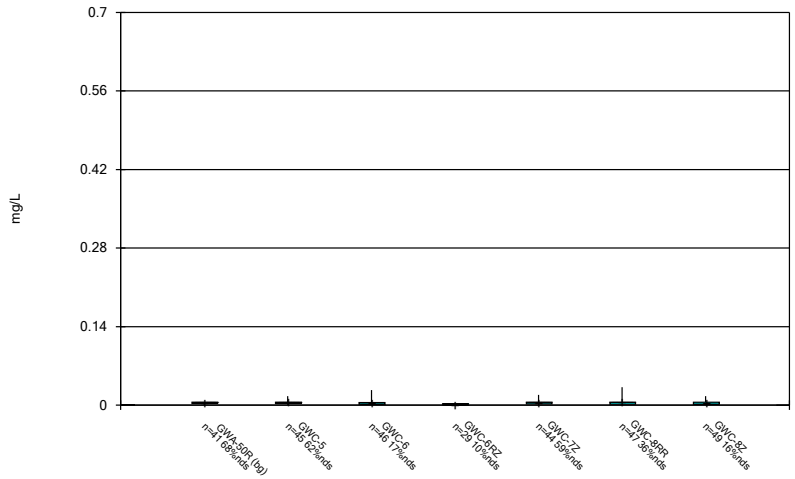

Constituent: Chromium Analysis Run 8/10/2026 3:56 PM

Plant Bowen Client: Southern Company Data: Bowen 1, 2, 9, & 10

Sanitas™ v.10.1.08 Software licensed to Groundwater Stats Consulting. UG

Box & Whiskers Plot

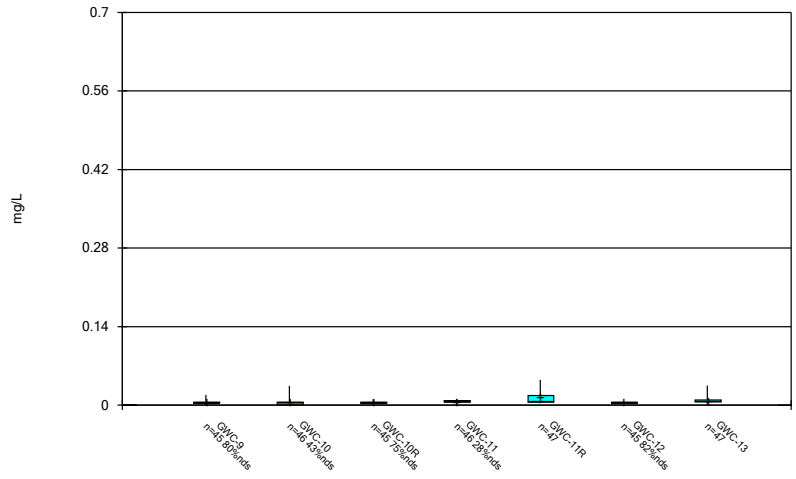

Constituent: Chromium Analysis Run 8/10/2026 3:56 PM

Plant Bowen Client: Southern Company Data: Bowen 1, 2, 9, & 10

Sanitas™ v.10.1.08 Software licensed to Groundwater Stats Consulting. UG

Box & Whiskers Plot

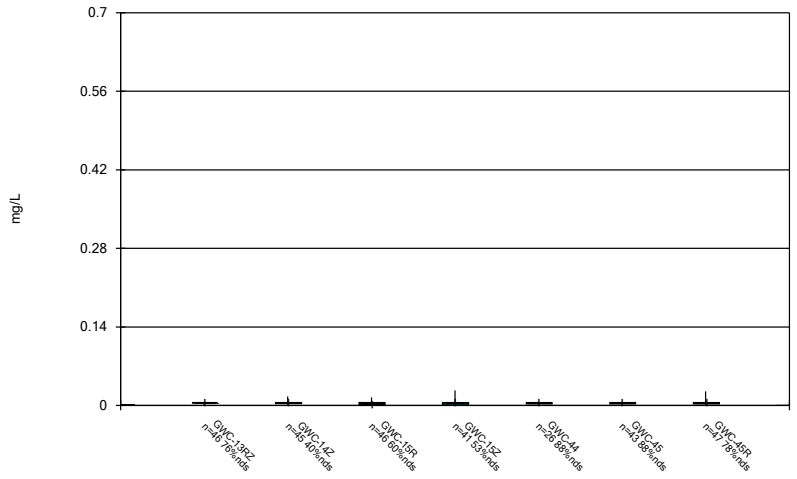

Constituent: Chromium Analysis Run 8/10/2026 3:56 PM

Plant Bowen Client: Southern Company Data: Bowen 1, 2, 9, & 10

Sanitas™ v.10.1.08 Software licensed to Groundwater Stats Consulting. UG

Box & Whiskers Plot

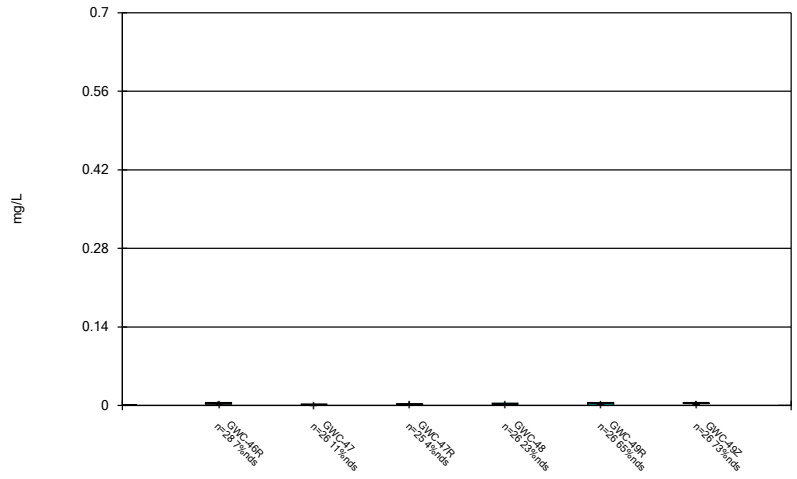

Constituent: Chromium Analysis Run 8/10/2026 3:56 PM

Plant Bowen Client: Southern Company Data: Bowen 1, 2, 9, & 10

Sanitas™ v.10.1.08 Software licensed to Groundwater Stats Consulting. UG

Box & Whiskers Plot

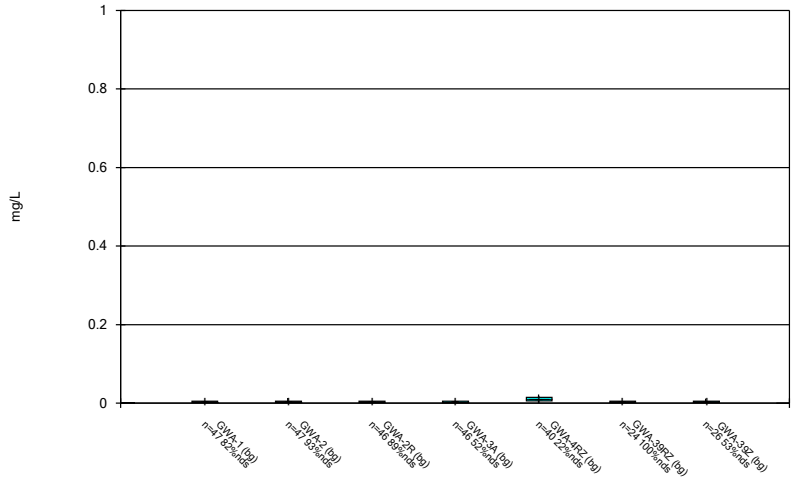

Constituent: Cobalt Analysis Run 8/10/2026 3:56 PM

Plant Bowen Client: Southern Company Data: Bowen 1, 2, 9, & 10

Sanitas™ v.10.1.08 Software licensed to Groundwater Stats Consulting. UG

Box & Whiskers Plot

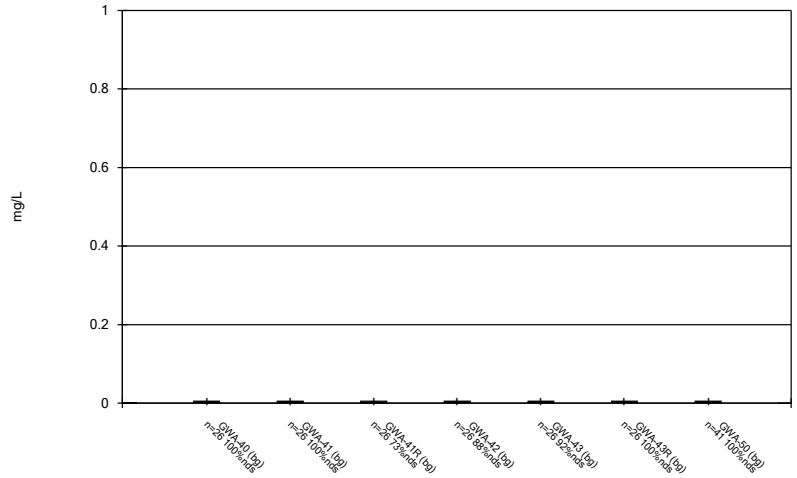

Constituent: Cobalt Analysis Run 8/10/2026 3:56 PM

Plant Bowen Client: Southern Company Data: Bowen 1, 2, 9, & 10

Sanitas™ v.10.1.08 Software licensed to Groundwater Stats Consulting. UG

Box & Whiskers Plot

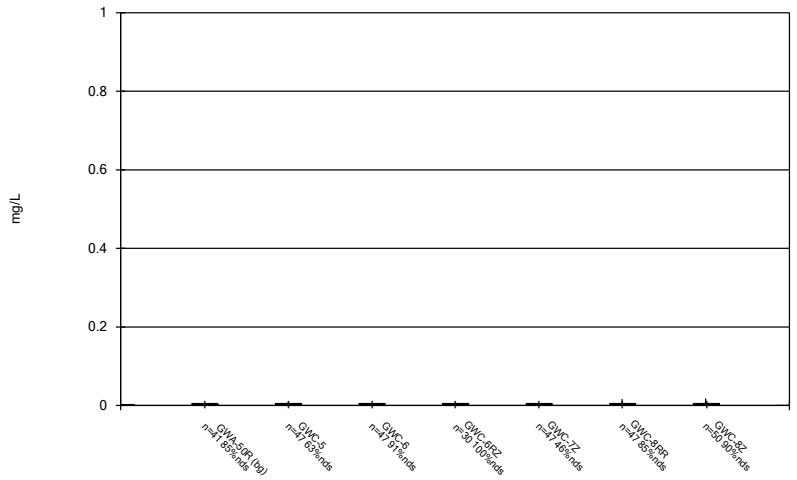

Constituent: Cobalt Analysis Run 8/10/2026 3:56 PM

Plant Bowen Client: Southern Company Data: Bowen 1, 2, 9, & 10

Sanitas™ v.10.1.08 Software licensed to Groundwater Stats Consulting. UG

Box & Whiskers Plot

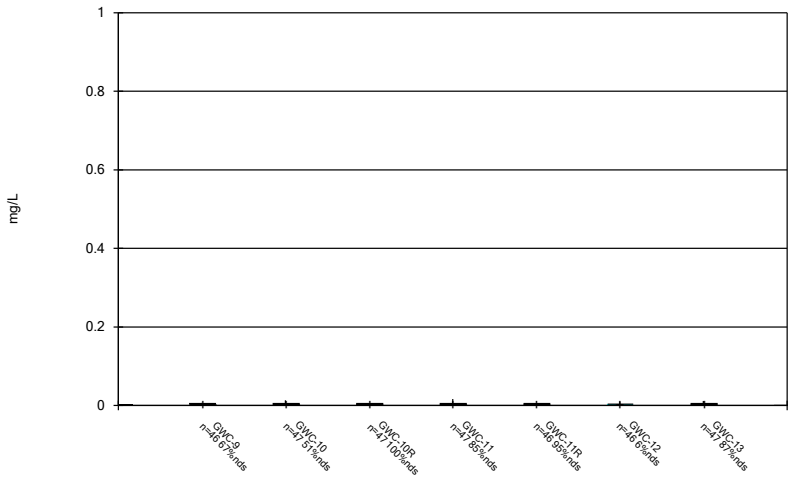

Constituent: Cobalt Analysis Run 8/10/2026 3:56 PM

Plant Bowen Client: Southern Company Data: Bowen 1, 2, 9, & 10

Sanitas™ v.10.1.08 Software licensed to Groundwater Stats Consulting. UG

Box & Whiskers Plot

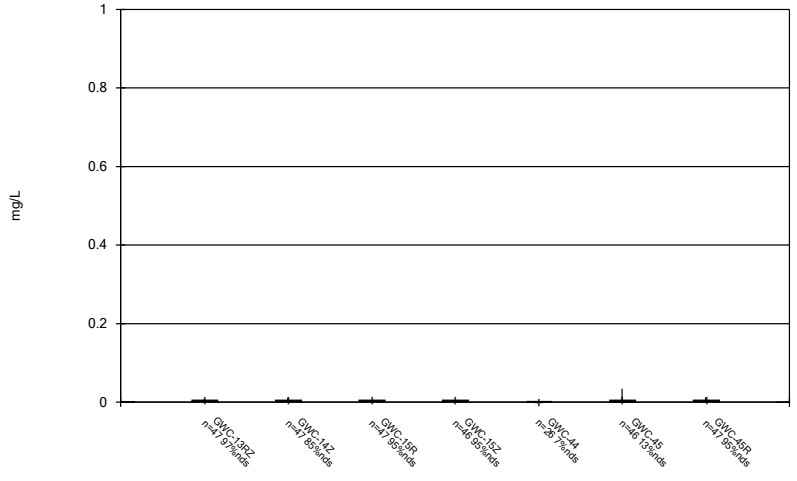

Constituent: Cobalt Analysis Run 8/10/2026 3:56 PM

Plant Bowen Client: Southern Company Data: Bowen 1, 2, 9, & 10

Sanitas™ v.10.1.08 Software licensed to Groundwater Stats Consulting. UG

Box & Whiskers Plot

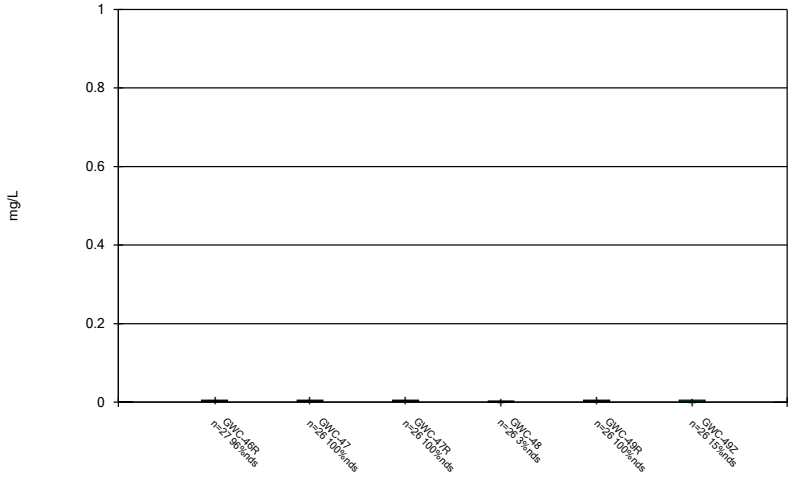

Constituent: Cobalt Analysis Run 8/10/2026 3:56 PM

Plant Bowen Client: Southern Company Data: Bowen 1, 2, 9, & 10

Sanitas™ v.10.1.08 Software licensed to Groundwater Stats Consulting. UG

Box & Whiskers Plot

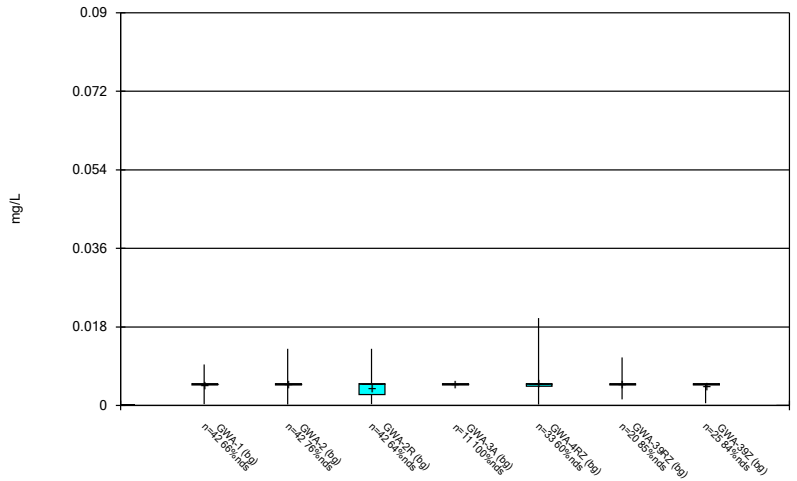

Constituent: Copper Analysis Run 8/10/2026 3:56 PM

Plant Bowen Client: Southern Company Data: Bowen 1, 2, 9, & 10

Sanitas™ v.10.1.08 Software licensed to Groundwater Stats Consulting. UG

Box & Whiskers Plot

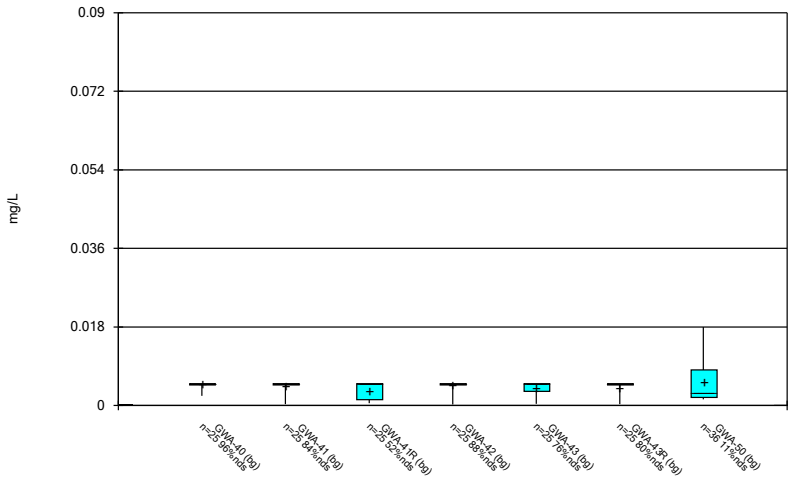

Constituent: Copper Analysis Run 8/10/2026 3:56 PM

Plant Bowen Client: Southern Company Data: Bowen 1, 2, 9, & 10

Sanitas™ v.10.1.08 Software licensed to Groundwater Stats Consulting. UG

Box & Whiskers Plot

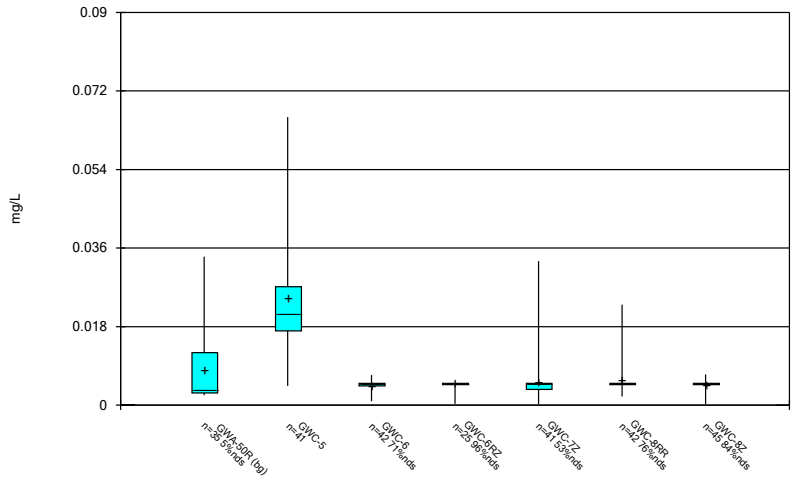

Constituent: Copper Analysis Run 8/10/2026 3:56 PM

Plant Bowen Client: Southern Company Data: Bowen 1, 2, 9, & 10

Sanitas™ v.10.1.08 Software licensed to Groundwater Stats Consulting. UG

Box & Whiskers Plot

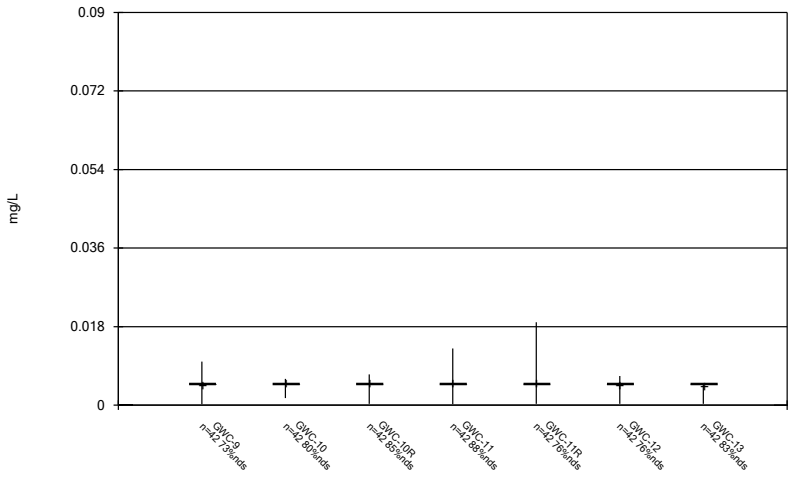

Constituent: Copper Analysis Run 8/10/2026 3:56 PM

Plant Bowen Client: Southern Company Data: Bowen 1, 2, 9, & 10

Sanitas™ v.10.1.08 Software licensed to Groundwater Stats Consulting. UG

Box & Whiskers Plot

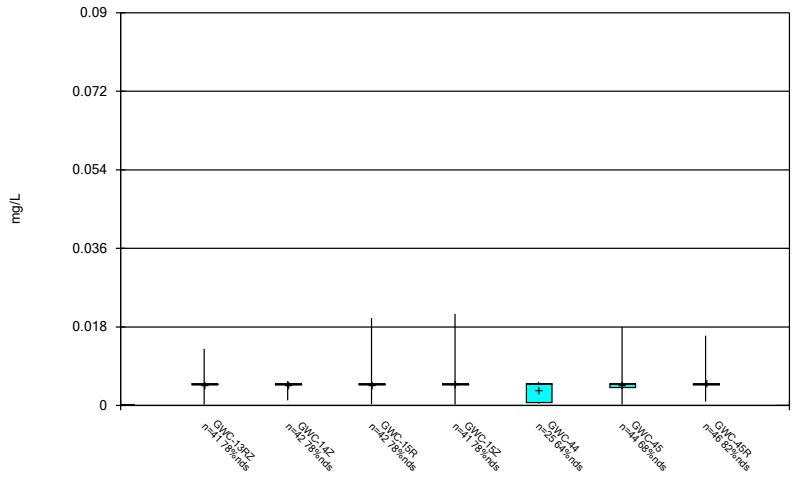

Constituent: Copper Analysis Run 8/10/2026 3:56 PM

Plant Bowen Client: Southern Company Data: Bowen 1, 2, 9, & 10

Sanitas™ v.10.1.08 Software licensed to Groundwater Stats Consulting. UG

Box & Whiskers Plot

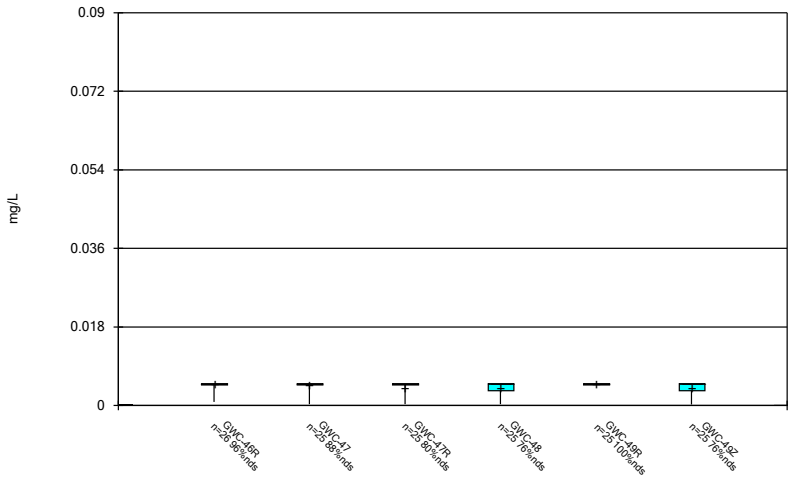

Constituent: Copper Analysis Run 8/10/2026 3:56 PM

Plant Bowen Client: Southern Company Data: Bowen 1, 2, 9, & 10

Sanitas™ v.10.1.08 Software licensed to Groundwater Stats Consulting. UG

Box & Whiskers Plot

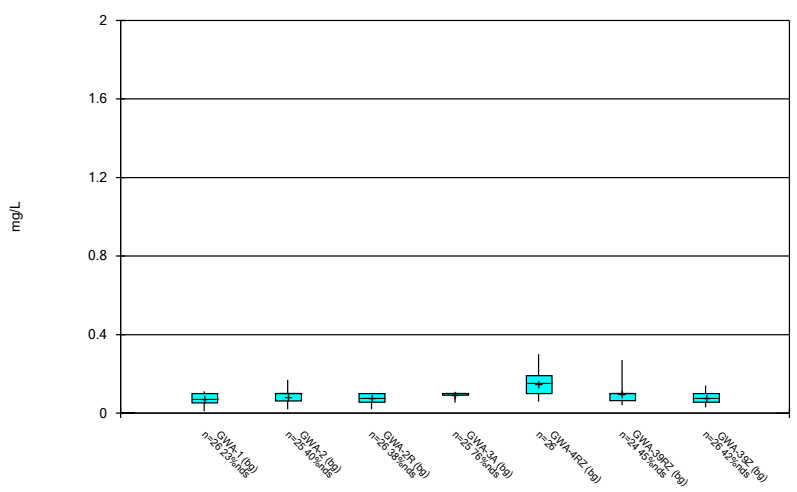

Constituent: Fluoride Analysis Run 8/10/2026 3:56 PM

Plant Bowen Client: Southern Company Data: Bowen 1, 2, 9, & 10

Sanitas™ v.10.1.08 Software licensed to Groundwater Stats Consulting. UG

Box & Whiskers Plot

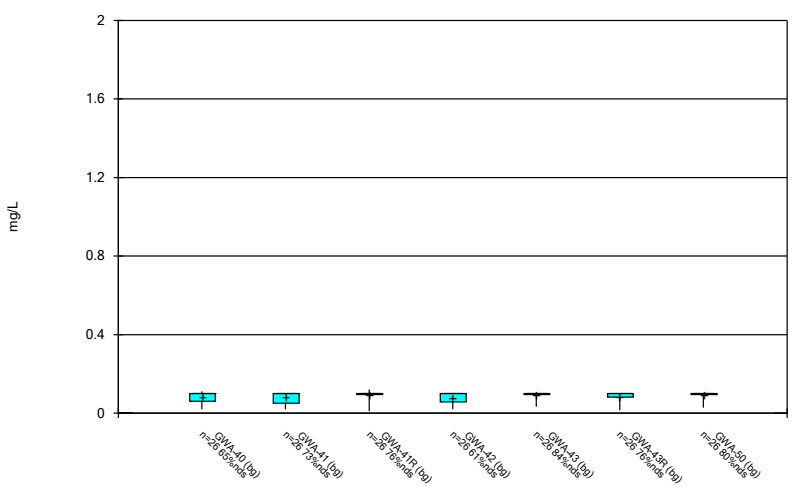

Constituent: Fluoride Analysis Run 8/10/2026 3:56 PM

Plant Bowen Client: Southern Company Data: Bowen 1, 2, 9, & 10

Sanitas™ v.10.1.08 Software licensed to Groundwater Stats Consulting. UG

Box & Whiskers Plot

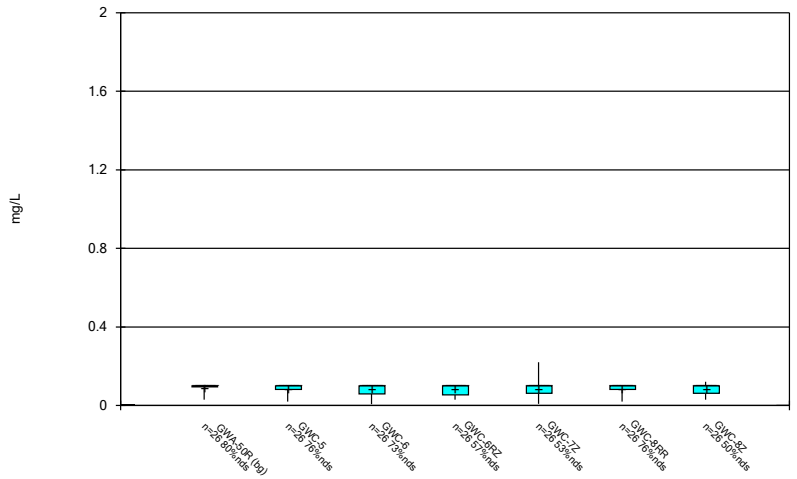

Constituent: Fluoride Analysis Run 8/10/2026 3:56 PM

Plant Bowen Client: Southern Company Data: Bowen 1, 2, 9, & 10

Sanitas™ v.10.1.08 Software licensed to Groundwater Stats Consulting. UG

Box & Whiskers Plot

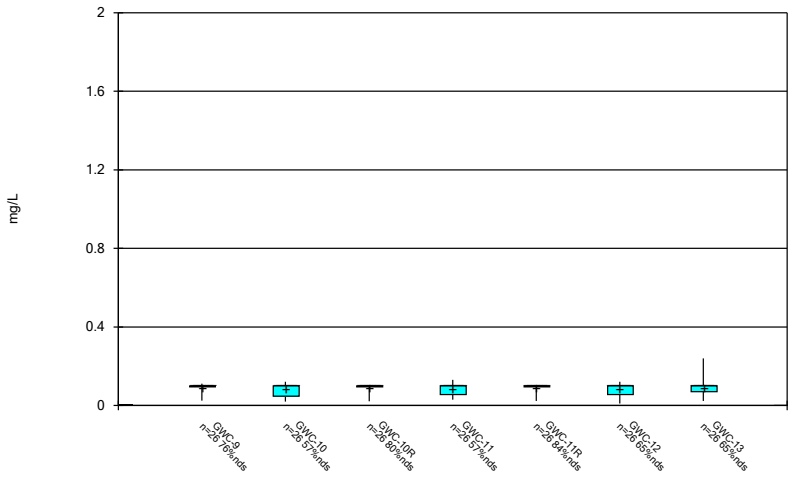

Constituent: Fluoride Analysis Run 8/10/2026 3:56 PM

Plant Bowen Client: Southern Company Data: Bowen 1, 2, 9, & 10

Sanitas™ v.10.1.08 Software licensed to Groundwater Stats Consulting. UG

Box & Whiskers Plot

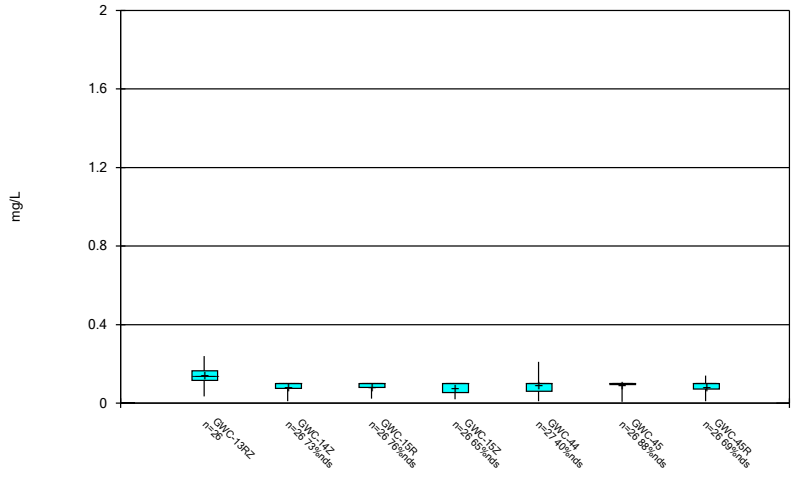

Constituent: Fluoride Analysis Run 8/10/2026 3:56 PM

Plant Bowen Client: Southern Company Data: Bowen 1, 2, 9, & 10

Sanitas™ v.10.1.08 Software licensed to Groundwater Stats Consulting. UG

Box & Whiskers Plot

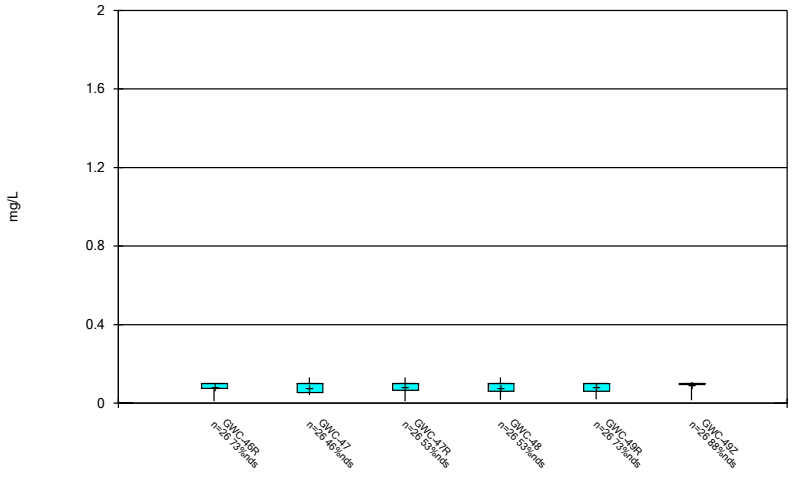

Constituent: Fluoride Analysis Run 8/10/2026 3:56 PM

Plant Bowen Client: Southern Company Data: Bowen 1, 2, 9, & 10

Sanitas™ v.10.1.08 Software licensed to Groundwater Stats Consulting. UG

Box & Whiskers Plot

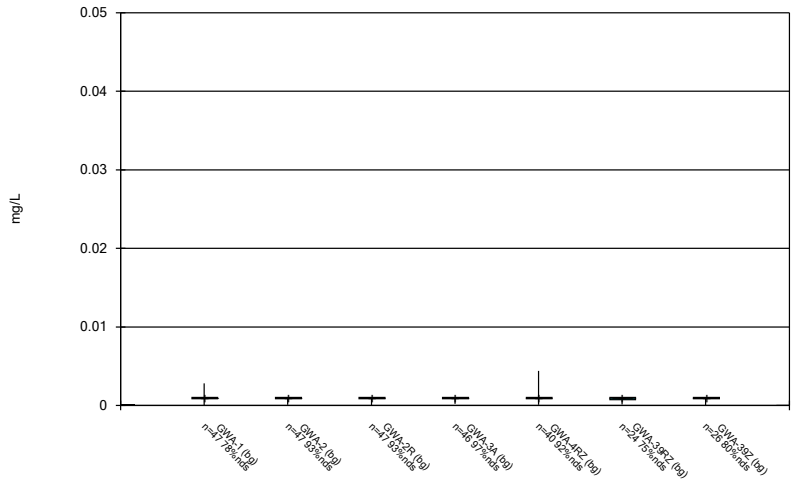

Constituent: Lead Analysis Run 8/10/2026 3:56 PM

Plant Bowen Client: Southern Company Data: Bowen 1, 2, 9, & 10

Sanitas™ v.10.1.08 Software licensed to Groundwater Stats Consulting. UG

Box & Whiskers Plot

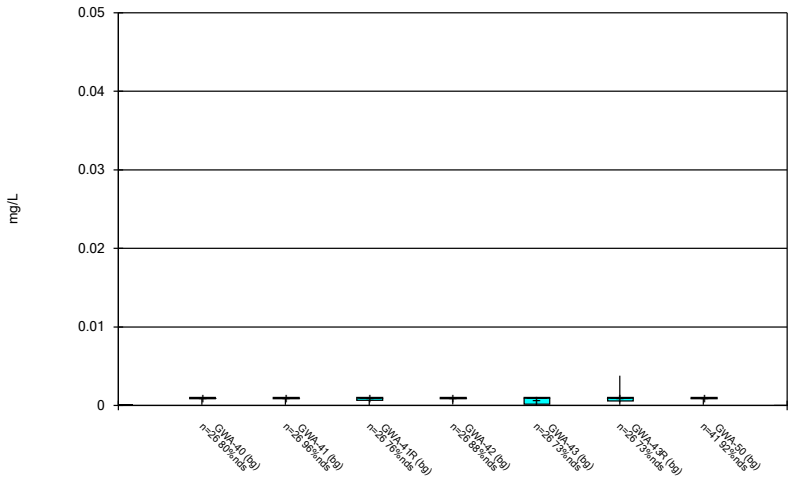

Constituent: Lead Analysis Run 8/10/2026 3:56 PM

Plant Bowen Client: Southern Company Data: Bowen 1, 2, 9, & 10

Sanitas™ v.10.1.08 Software licensed to Groundwater Stats Consulting. UG

Box & Whiskers Plot

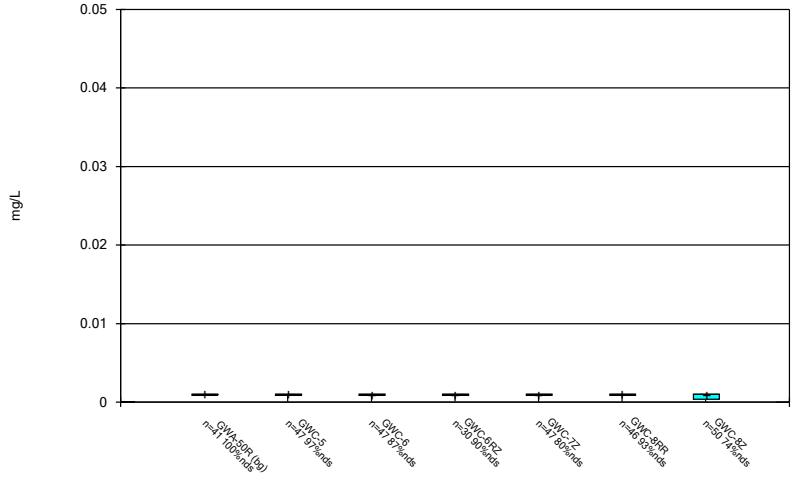

Constituent: Lead Analysis Run 8/10/2026 3:56 PM

Plant Bowen Client: Southern Company Data: Bowen 1, 2, 9, & 10

Sanitas™ v.10.1.08 Software licensed to Groundwater Stats Consulting. UG

Box & Whiskers Plot

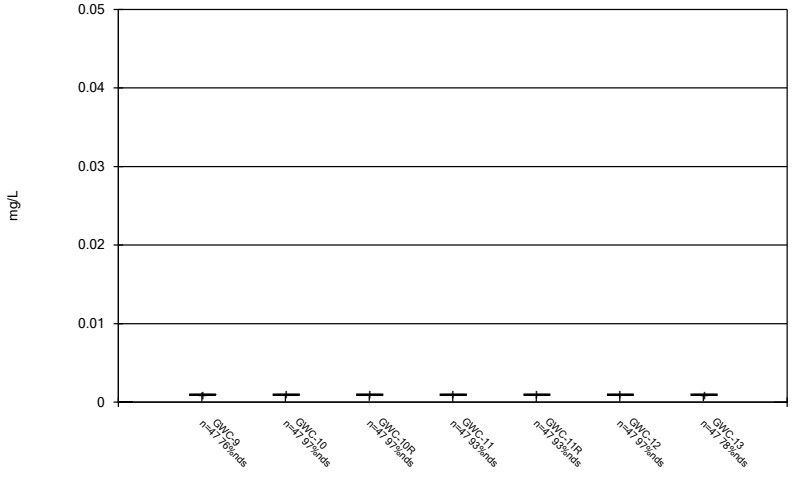

Constituent: Lead Analysis Run 8/10/2026 3:56 PM

Plant Bowen Client: Southern Company Data: Bowen 1, 2, 9, & 10

Sanitas™ v.10.1.08 Software licensed to Groundwater Stats Consulting. UG

Box & Whiskers Plot

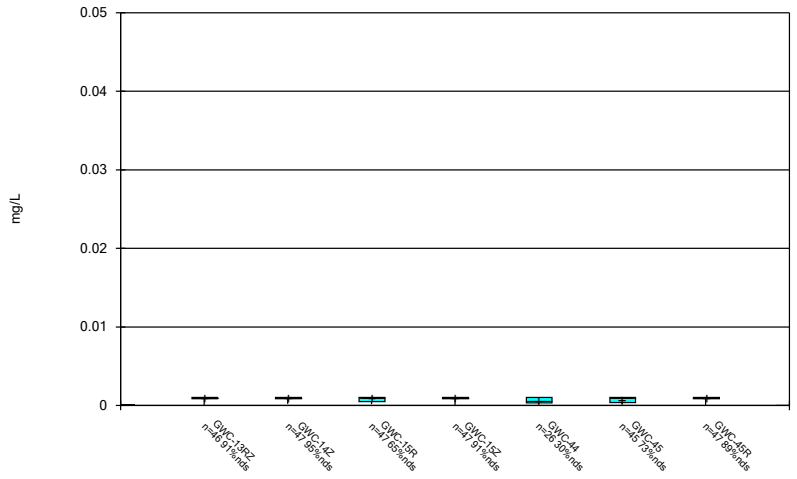

Constituent: Lead Analysis Run 8/10/2026 3:56 PM

Plant Bowen Client: Southern Company Data: Bowen 1, 2, 9, & 10

Sanitas™ v.10.1.08 Software licensed to Groundwater Stats Consulting. UG

Box & Whiskers Plot

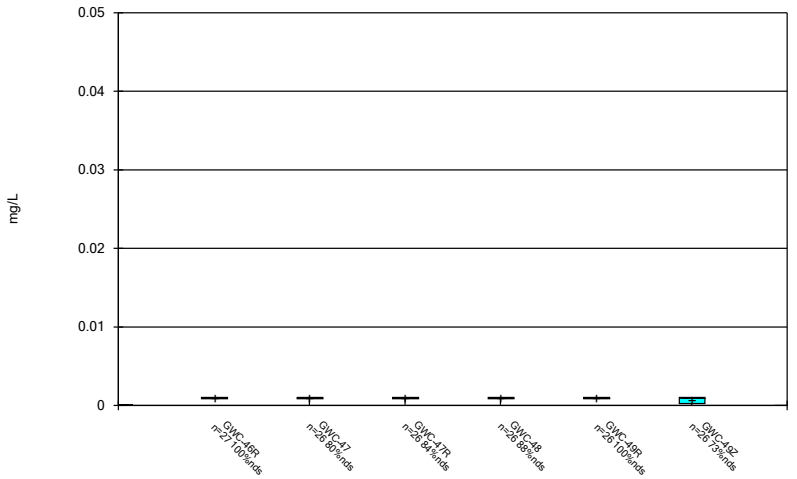

Constituent: Lead Analysis Run 8/10/2026 3:56 PM

Plant Bowen Client: Southern Company Data: Bowen 1, 2, 9, & 10

Sanitas™ v.10.1.08 Software licensed to Groundwater Stats Consulting. UG

Box & Whiskers Plot

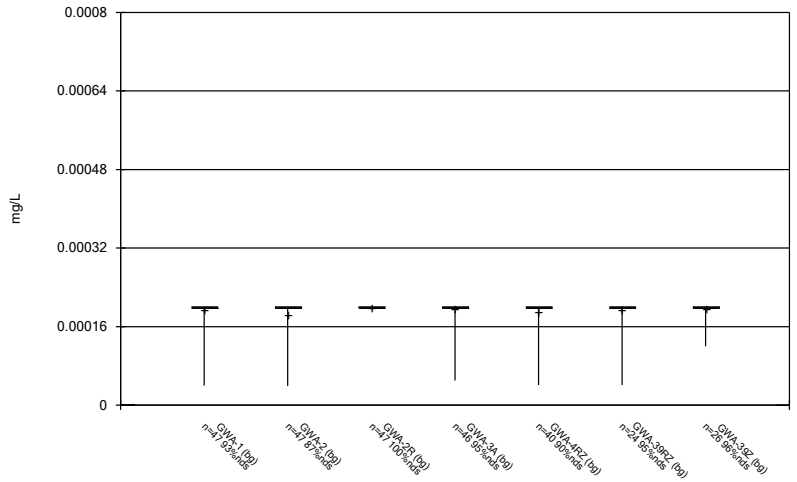

Constituent: Mercury Analysis Run 8/10/2026 3:56 PM

Plant Bowen Client: Southern Company Data: Bowen 1, 2, 9, & 10

Sanitas™ v.10.1.08 Software licensed to Groundwater Stats Consulting. UG

Box & Whiskers Plot

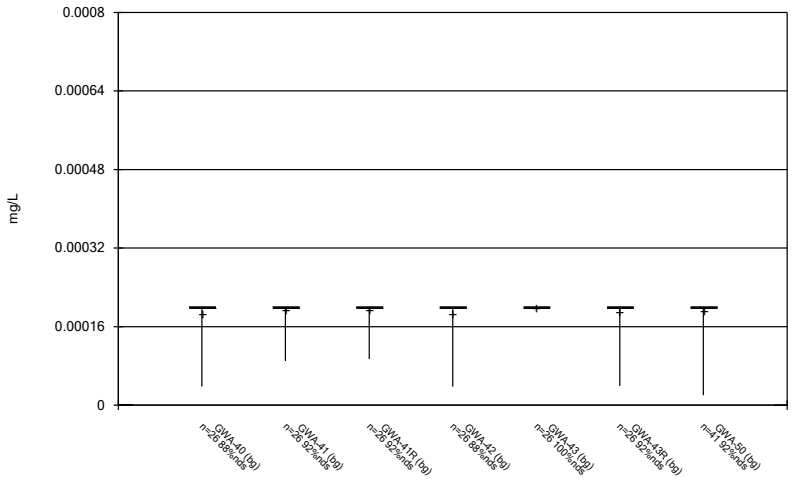

Constituent: Mercury Analysis Run 8/10/2026 3:56 PM

Plant Bowen Client: Southern Company Data: Bowen 1, 2, 9, & 10

Sanitas™ v.10.1.08 Software licensed to Groundwater Stats Consulting. UG

Box & Whiskers Plot

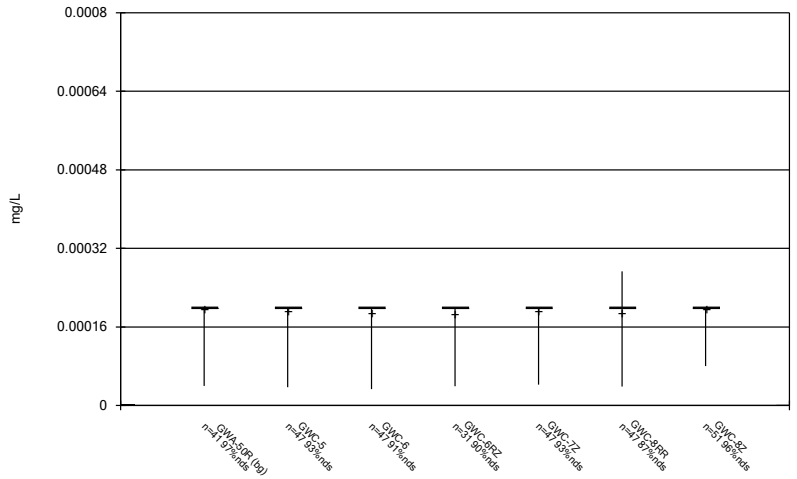

Constituent: Mercury Analysis Run 8/10/2026 3:56 PM

Plant Bowen Client: Southern Company Data: Bowen 1, 2, 9, & 10

Sanitas™ v.10.1.08 Software licensed to Groundwater Stats Consulting. UG

Box & Whiskers Plot

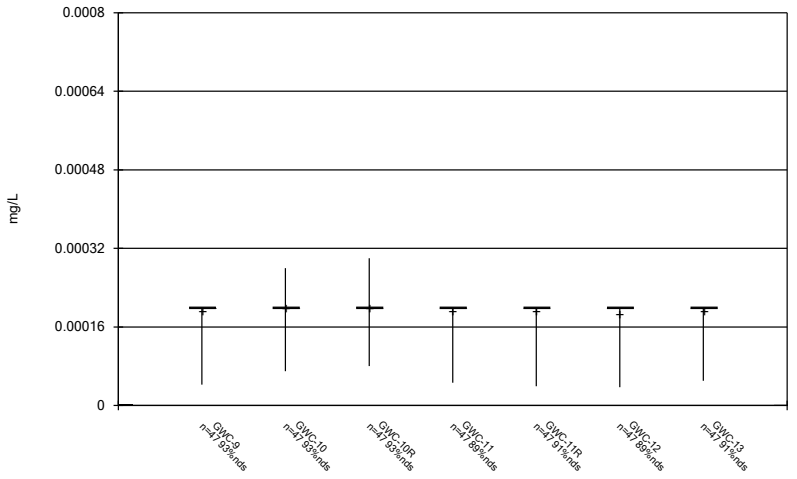

Constituent: Mercury Analysis Run 8/10/2026 3:56 PM

Plant Bowen Client: Southern Company Data: Bowen 1, 2, 9, & 10

Sanitas™ v.10.1.08 Software licensed to Groundwater Stats Consulting. UG

Box & Whiskers Plot

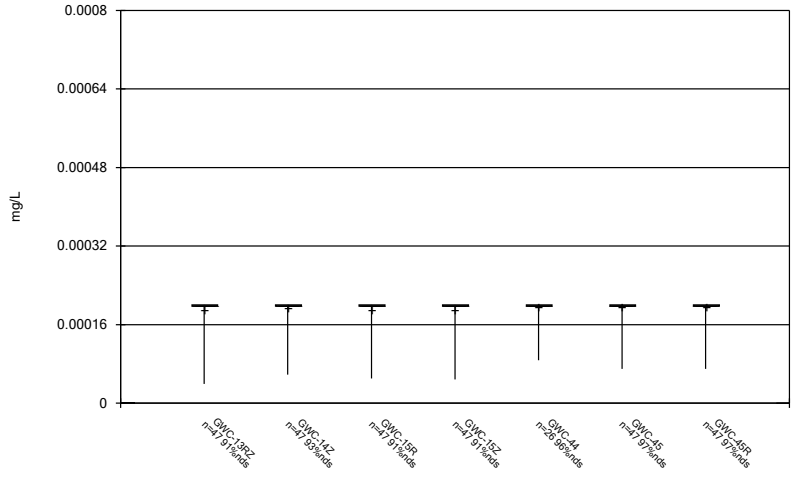

Constituent: Mercury Analysis Run 8/10/2026 3:56 PM

Plant Bowen Client: Southern Company Data: Bowen 1, 2, 9, & 10

Sanitas™ v.10.1.08 Software licensed to Groundwater Stats Consulting. UG

Box & Whiskers Plot

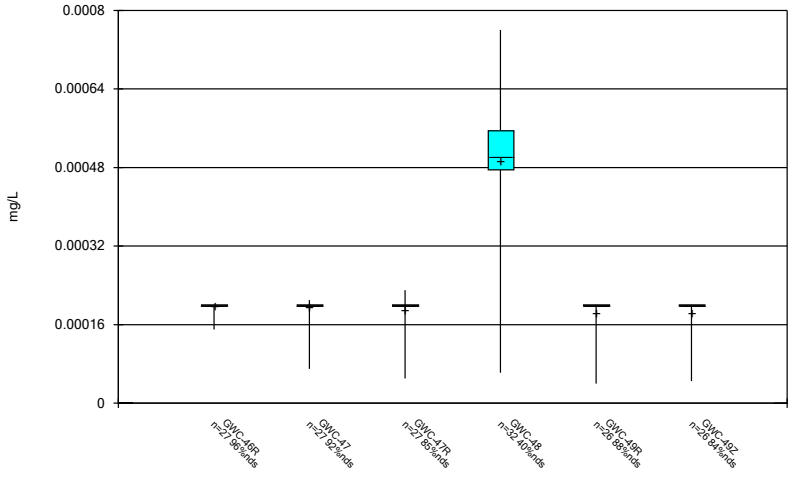

Constituent: Mercury Analysis Run 8/10/2026 3:56 PM

Plant Bowen Client: Southern Company Data: Bowen 1, 2, 9, & 10

Sanitas™ v.10.1.08 Software licensed to Groundwater Stats Consulting. UG

Box & Whiskers Plot

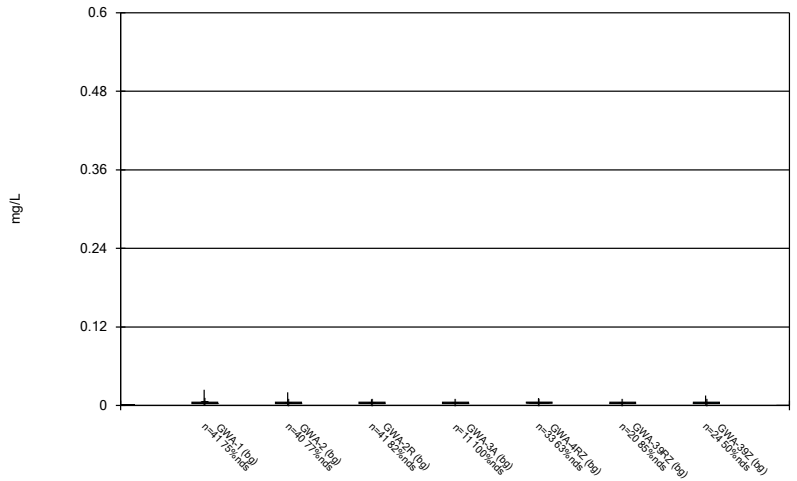

Constituent: Nickel Analysis Run 8/10/2026 3:56 PM

Plant Bowen Client: Southern Company Data: Bowen 1, 2, 9, & 10

Sanitas™ v.10.1.08 Software licensed to Groundwater Stats Consulting. UG

Box & Whiskers Plot

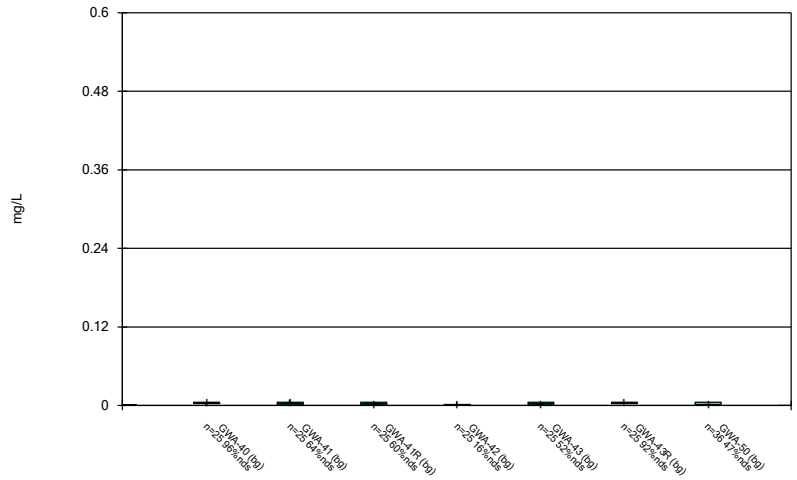

Constituent: Nickel Analysis Run 8/10/2026 3:56 PM

Plant Bowen Client: Southern Company Data: Bowen 1, 2, 9, & 10

Sanitas™ v.10.1.08 Software licensed to Groundwater Stats Consulting. UG

Box & Whiskers Plot

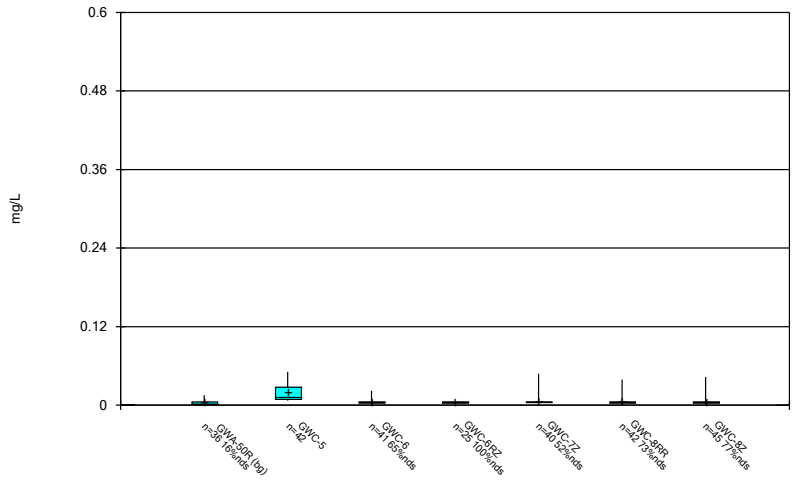

Constituent: Nickel Analysis Run 8/10/2026 3:56 PM

Plant Bowen Client: Southern Company Data: Bowen 1, 2, 9, & 10

Sanitas™ v.10.1.08 Software licensed to Groundwater Stats Consulting. UG

Box & Whiskers Plot

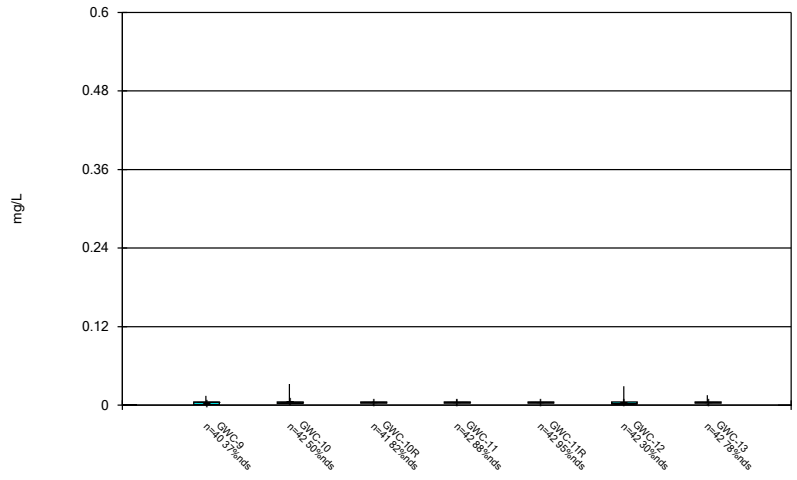

Constituent: Nickel Analysis Run 8/10/2026 3:56 PM

Plant Bowen Client: Southern Company Data: Bowen 1, 2, 9, & 10

Sanitas™ v.10.1.08 Software licensed to Groundwater Stats Consulting. UG

Box & Whiskers Plot

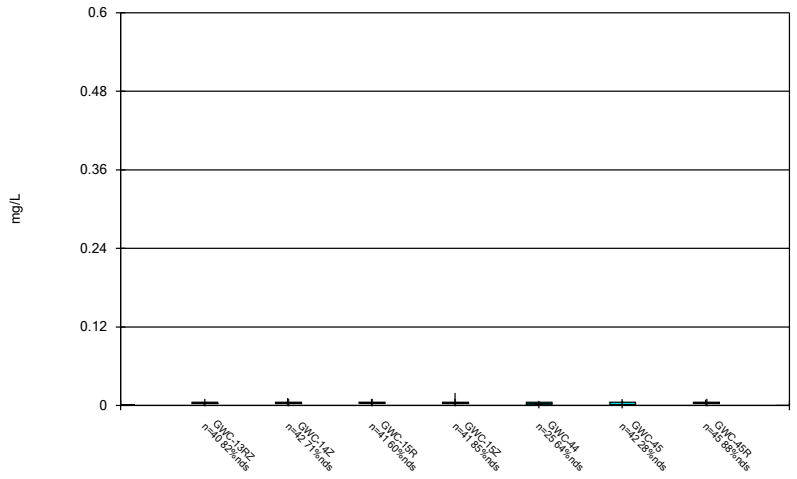

Constituent: Nickel Analysis Run 8/10/2026 3:56 PM

Plant Bowen Client: Southern Company Data: Bowen 1, 2, 9, & 10

Sanitas™ v.10.1.08 Software licensed to Groundwater Stats Consulting. UG

Box & Whiskers Plot

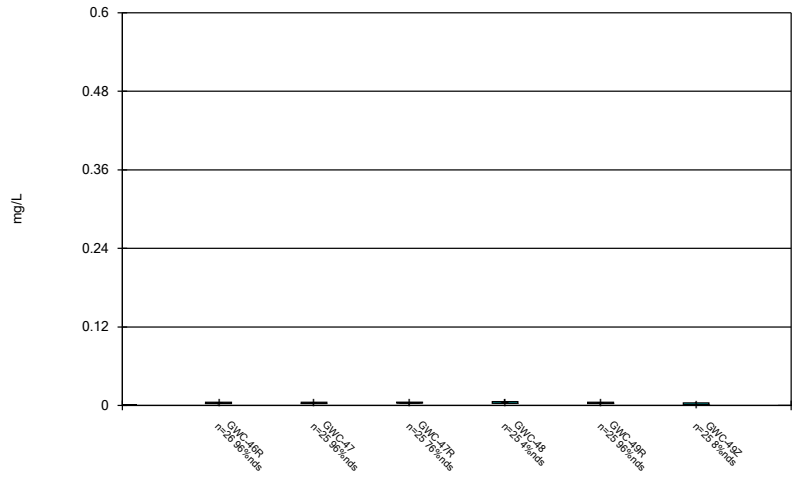

Constituent: Nickel Analysis Run 8/10/2026 3:56 PM

Plant Bowen Client: Southern Company Data: Bowen 1, 2, 9, & 10

Sanitas™ v.10.1.08 Software licensed to Groundwater Stats Consulting. UG

Box & Whiskers Plot

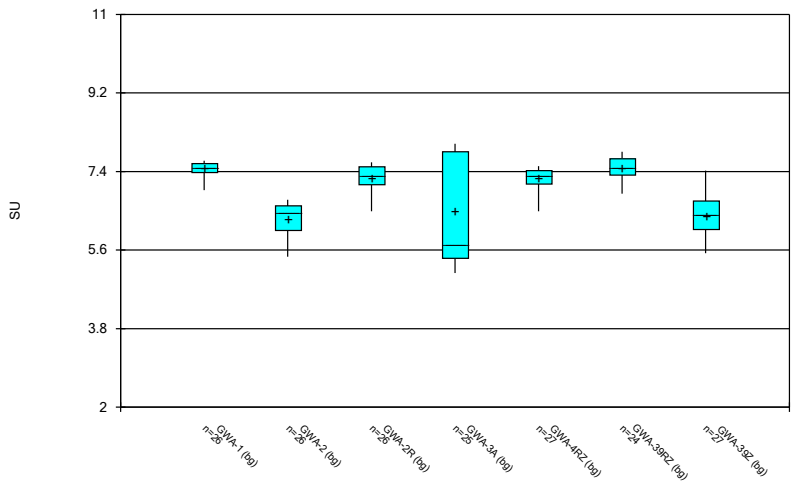

Constituent: pH, Field Analysis Run 8/10/2026 3:56 PM

Plant Bowen Client: Southern Company Data: Bowen 1, 2, 9, & 10

Sanitas™ v.10.1.08 Software licensed to Groundwater Stats Consulting. UG

Box & Whiskers Plot

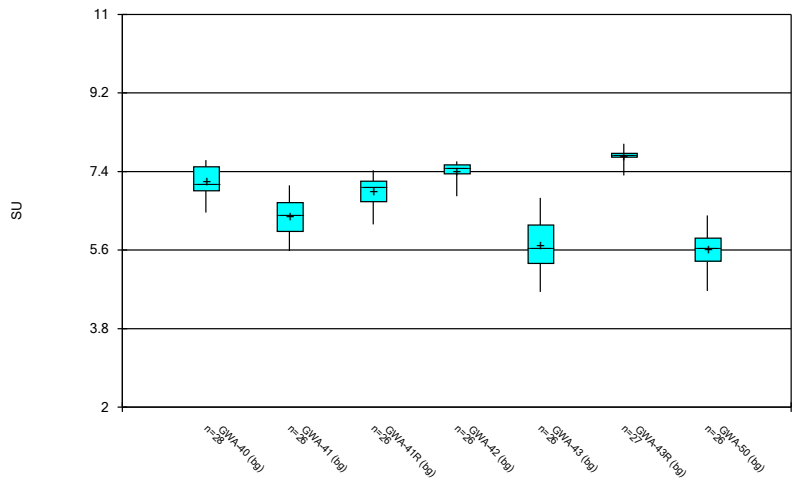

Constituent: pH, Field Analysis Run 8/10/2026 3:56 PM

Plant Bowen Client: Southern Company Data: Bowen 1, 2, 9, & 10

Sanitas™ v.10.1.08 Software licensed to Groundwater Stats Consulting. UG

Box & Whiskers Plot

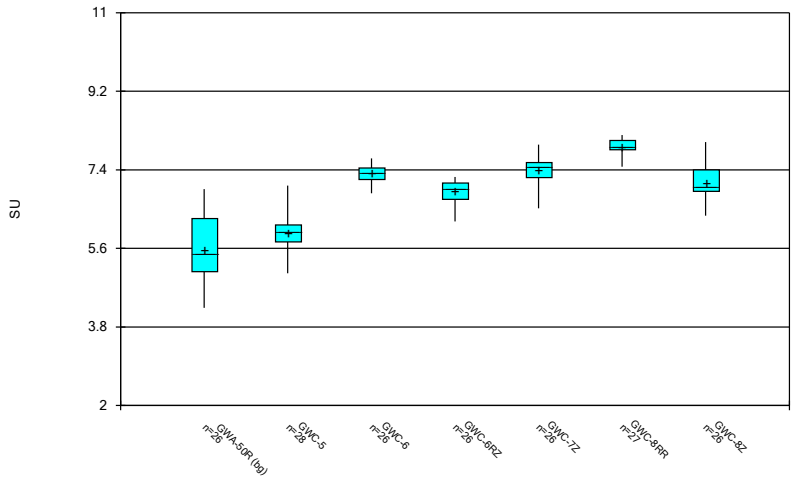

Constituent: pH, Field Analysis Run 8/10/2026 3:56 PM

Plant Bowen Client: Southern Company Data: Bowen 1, 2, 9, & 10

Sanitas™ v.10.1.08 Software licensed to Groundwater Stats Consulting. UG

Box & Whiskers Plot

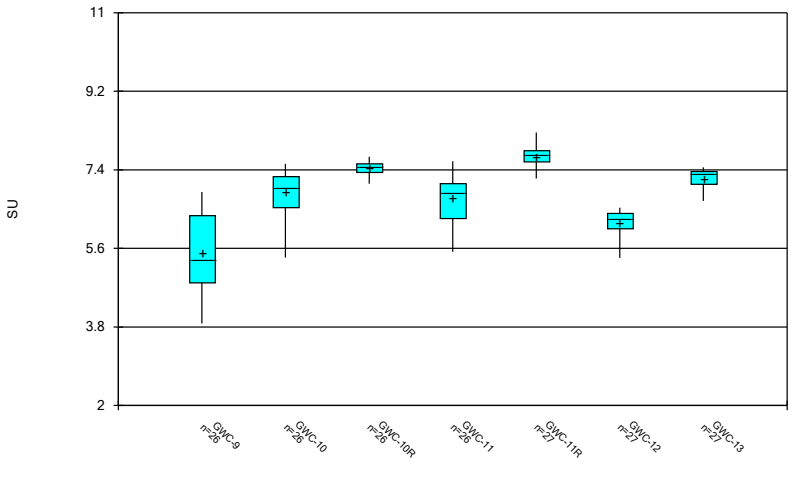

Constituent: pH, Field Analysis Run 8/10/2026 3:56 PM

Plant Bowen Client: Southern Company Data: Bowen 1, 2, 9, & 10

Sanitas™ v.10.1.08 Software licensed to Groundwater Stats Consulting. UG

Box & Whiskers Plot

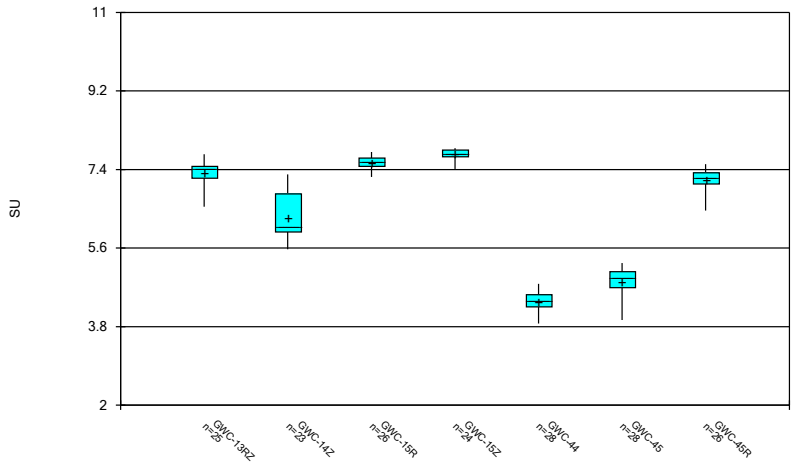

Constituent: pH, Field Analysis Run 8/10/2026 3:56 PM

Plant Bowen Client: Southern Company Data: Bowen 1, 2, 9, & 10

Sanitas™ v.10.1.08 Software licensed to Groundwater Stats Consulting. UG

Box & Whiskers Plot

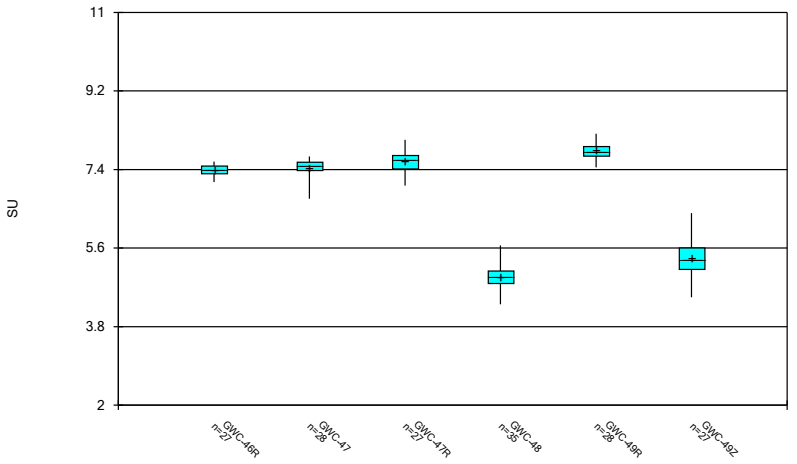

Constituent: pH, Field Analysis Run 8/10/2026 3:56 PM

Plant Bowen Client: Southern Company Data: Bowen 1, 2, 9, & 10

Sanitas™ v.10.1.08 Software licensed to Groundwater Stats Consulting. UG

Box & Whiskers Plot

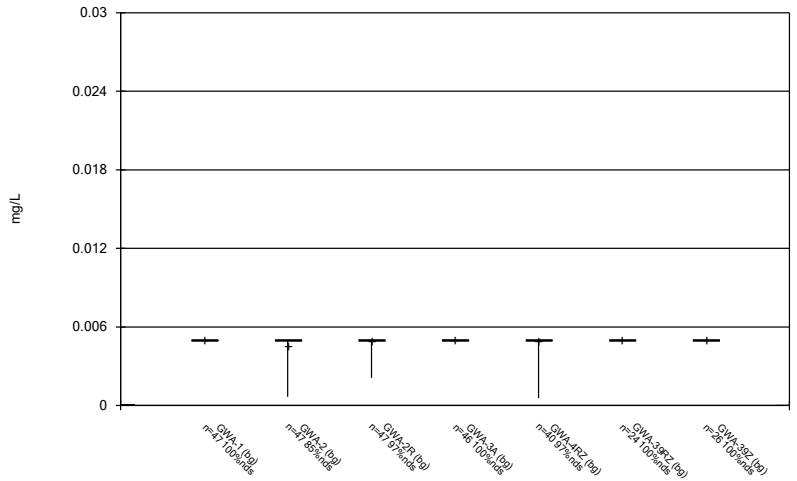

Constituent: Selenium Analysis Run 8/10/2026 3:56 PM

Plant Bowen Client: Southern Company Data: Bowen 1, 2, 9, & 10

Sanitas™ v.10.1.08 Software licensed to Groundwater Stats Consulting. UG

Box & Whiskers Plot

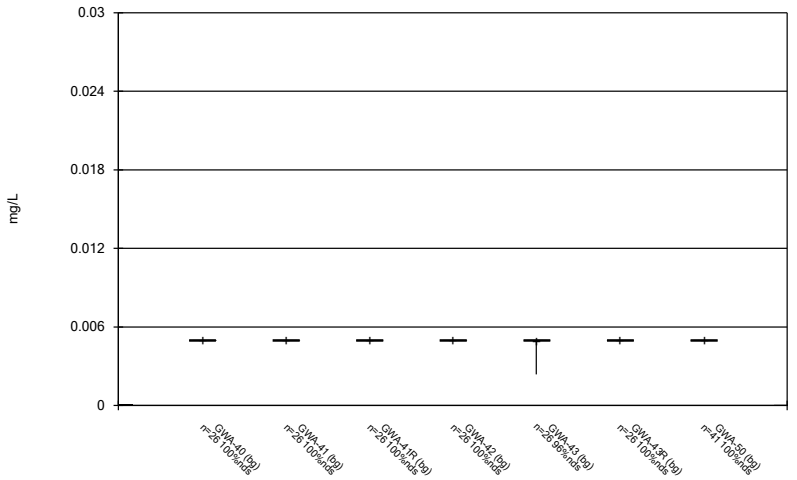

Constituent: Selenium Analysis Run 8/10/2026 3:56 PM

Plant Bowen Client: Southern Company Data: Bowen 1, 2, 9, & 10

Sanitas™ v.10.1.08 Software licensed to Groundwater Stats Consulting. UG

Box & Whiskers Plot

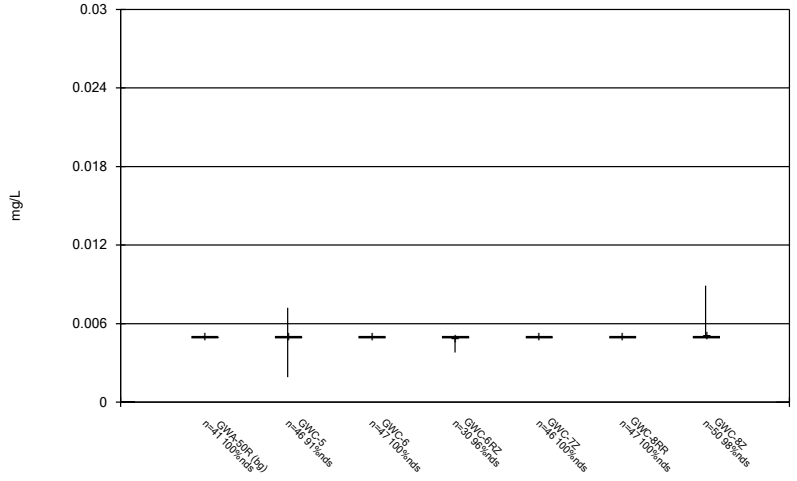

Constituent: Selenium Analysis Run 8/10/2026 3:56 PM

Plant Bowen Client: Southern Company Data: Bowen 1, 2, 9, & 10

Sanitas™ v.10.1.08 Software licensed to Groundwater Stats Consulting. UG

Box & Whiskers Plot

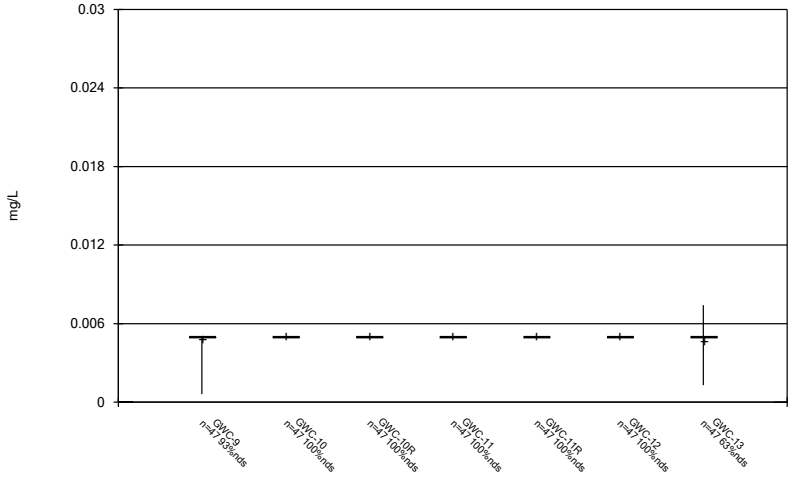

Constituent: Selenium Analysis Run 8/10/2026 3:56 PM

Plant Bowen Client: Southern Company Data: Bowen 1, 2, 9, & 10

Sanitas™ v.10.1.08 Software licensed to Groundwater Stats Consulting. UG

Box & Whiskers Plot

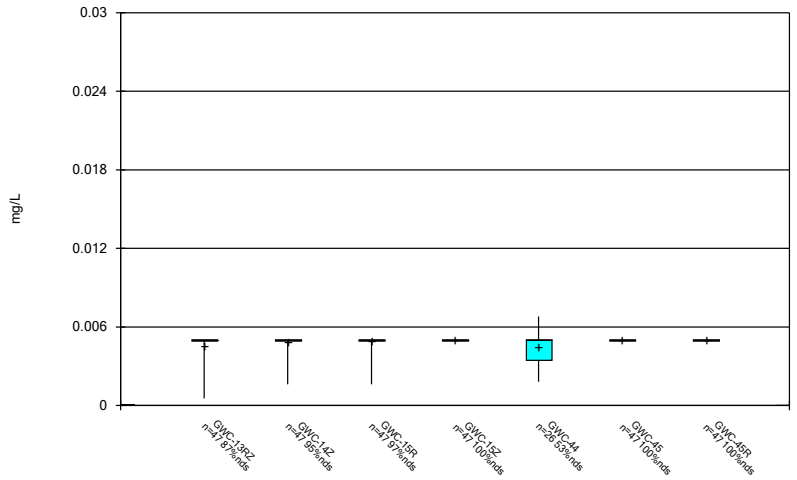

Constituent: Selenium Analysis Run 8/10/2026 3:56 PM

Plant Bowen Client: Southern Company Data: Bowen 1, 2, 9, & 10

Sanitas™ v.10.1.08 Software licensed to Groundwater Stats Consulting. UG

Box & Whiskers Plot

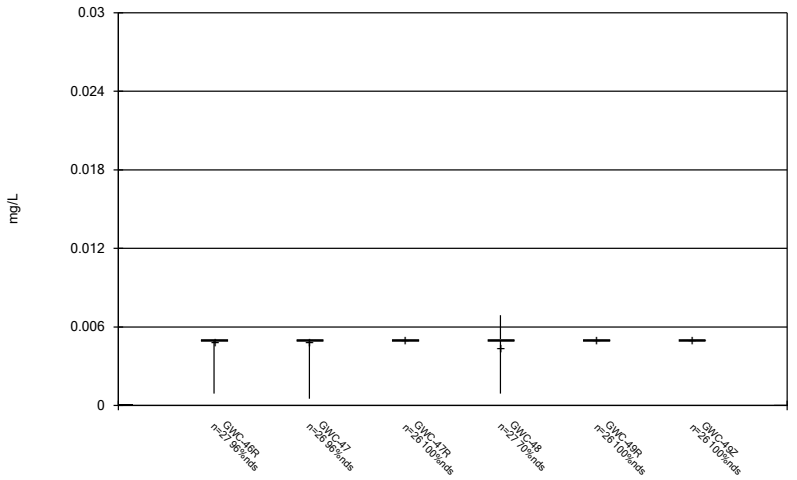

Constituent: Selenium Analysis Run 8/10/2026 3:56 PM

Plant Bowen Client: Southern Company Data: Bowen 1, 2, 9, & 10

Sanitas™ v.10.1.08 Software licensed to Groundwater Stats Consulting. UG

Box & Whiskers Plot

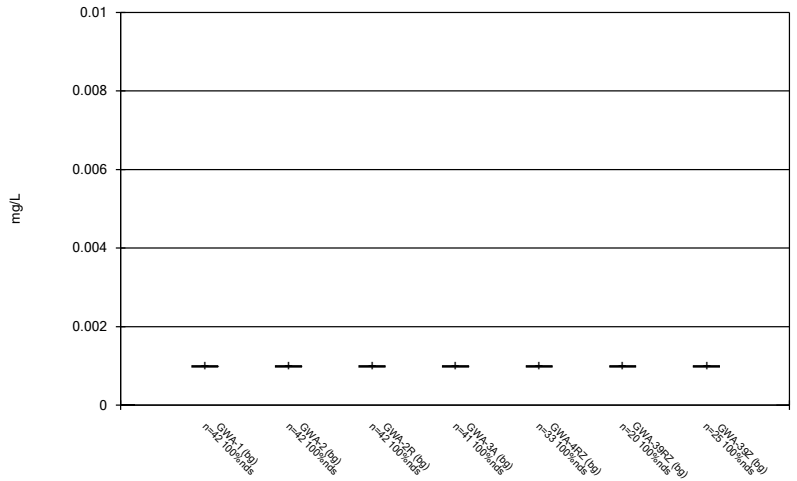

Constituent: Silver Analysis Run 8/10/2026 3:56 PM

Plant Bowen Client: Southern Company Data: Bowen 1, 2, 9, & 10

Sanitas™ v.10.1.08 Software licensed to Groundwater Stats Consulting. UG

Box & Whiskers Plot

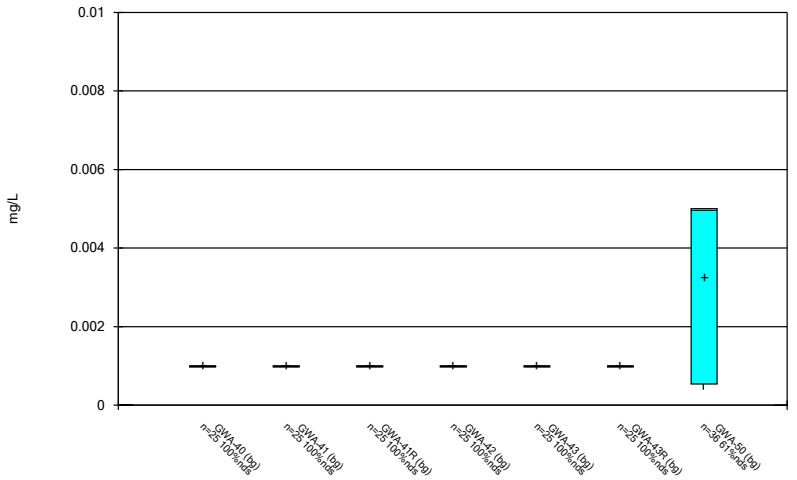

Constituent: Silver Analysis Run 8/10/2026 3:56 PM

Plant Bowen Client: Southern Company Data: Bowen 1, 2, 9, & 10

Sanitas™ v.10.1.08 Software licensed to Groundwater Stats Consulting. UG

Box & Whiskers Plot

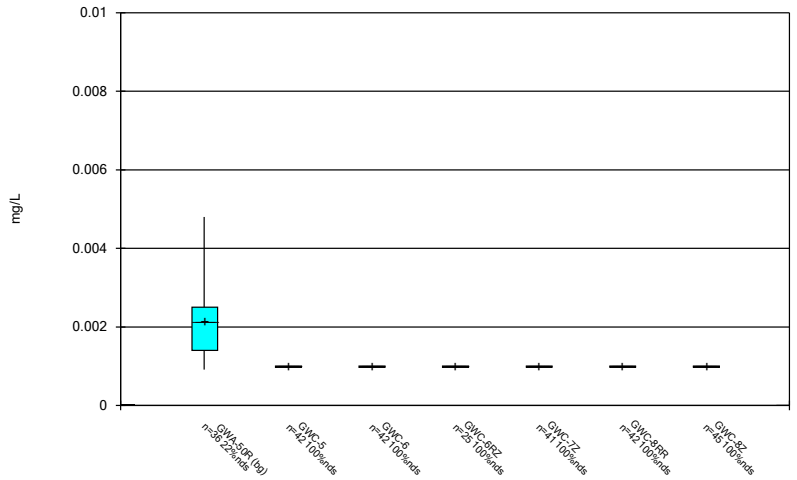

Constituent: Silver Analysis Run 8/10/2026 3:56 PM

Plant Bowen Client: Southern Company Data: Bowen 1, 2, 9, & 10

Sanitas™ v.10.1.08 Software licensed to Groundwater Stats Consulting. UG

Box & Whiskers Plot

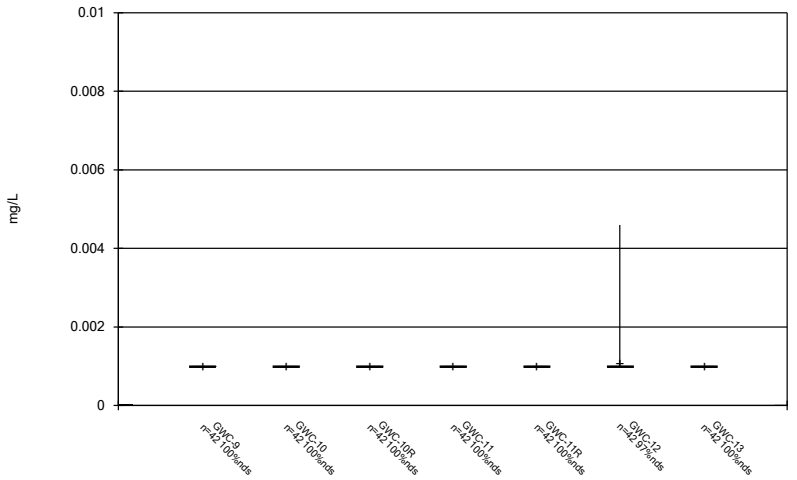

Constituent: Silver Analysis Run 8/10/2026 3:56 PM

Plant Bowen Client: Southern Company Data: Bowen 1, 2, 9, & 10

Sanitas™ v.10.1.08 Software licensed to Groundwater Stats Consulting. UG

Box & Whiskers Plot

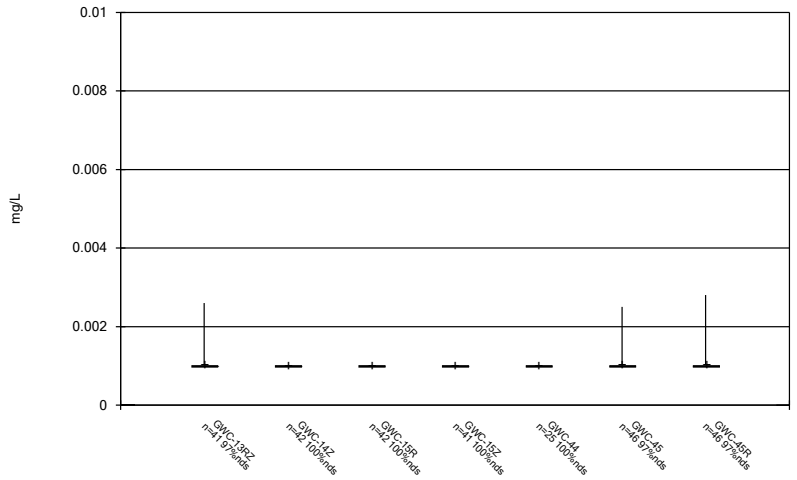

Constituent: Silver Analysis Run 8/10/2026 3:56 PM

Plant Bowen Client: Southern Company Data: Bowen 1, 2, 9, & 10

Sanitas™ v.10.1.08 Software licensed to Groundwater Stats Consulting. UG

Box & Whiskers Plot

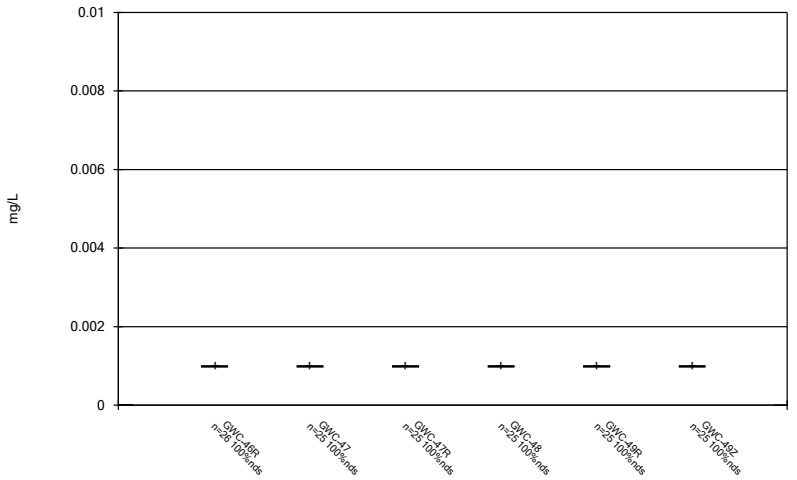

Constituent: Silver Analysis Run 8/10/2026 3:56 PM

Plant Bowen Client: Southern Company Data: Bowen 1, 2, 9, & 10

Sanitas™ v.10.1.08 Software licensed to Groundwater Stats Consulting. UG

Box & Whiskers Plot

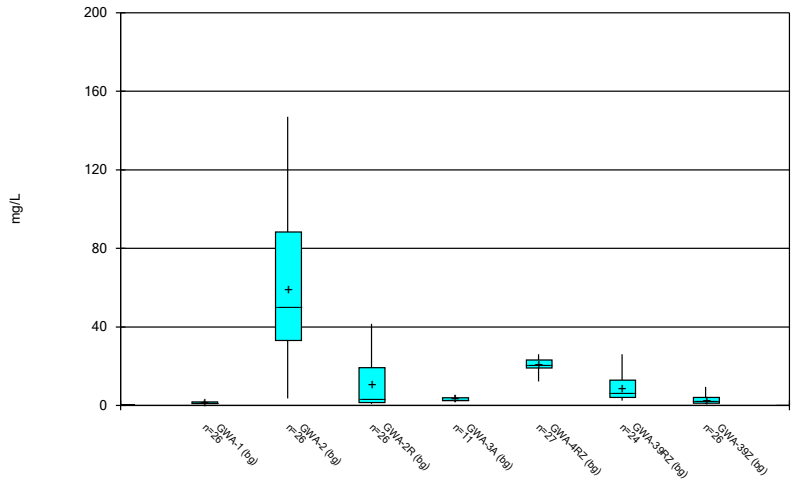

Constituent: Sulfate Analysis Run 8/10/2026 3:56 PM

Plant Bowen Client: Southern Company Data: Bowen 1, 2, 9, & 10

Sanitas™ v.10.1.08 Software licensed to Groundwater Stats Consulting. UG

Box & Whiskers Plot

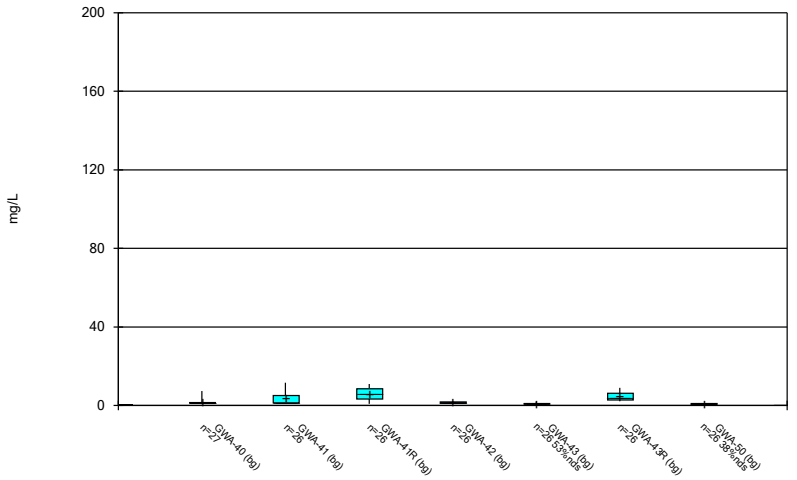

Constituent: Sulfate Analysis Run 8/10/2026 3:56 PM

Plant Bowen Client: Southern Company Data: Bowen 1, 2, 9, & 10

Sanitas™ v.10.1.08 Software licensed to Groundwater Stats Consulting. UG

Box & Whiskers Plot

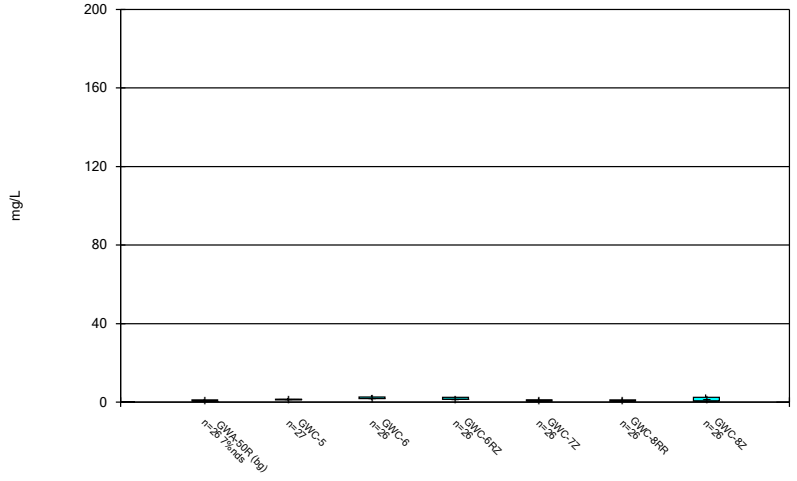

Constituent: Sulfate Analysis Run 8/10/2026 3:56 PM

Plant Bowen Client: Southern Company Data: Bowen 1, 2, 9, & 10

Sanitas™ v.10.1.08 Software licensed to Groundwater Stats Consulting. UG

Box & Whiskers Plot

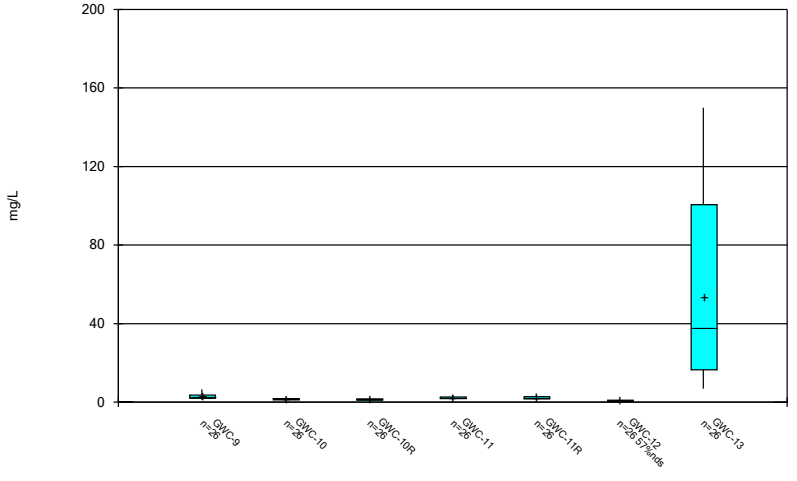

Constituent: Sulfate Analysis Run 8/10/2026 3:56 PM

Plant Bowen Client: Southern Company Data: Bowen 1, 2, 9, & 10

Sanitas™ v.10.1.08 Software licensed to Groundwater Stats Consulting. UG

Box & Whiskers Plot

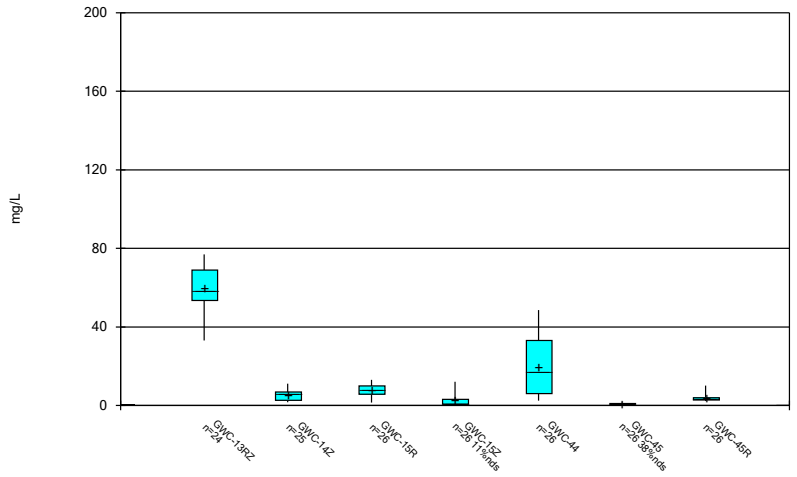

Constituent: Sulfate Analysis Run 8/10/2026 3:56 PM

Plant Bowen Client: Southern Company Data: Bowen 1, 2, 9, & 10

Sanitas™ v.10.1.08 Software licensed to Groundwater Stats Consulting. UG

Box & Whiskers Plot

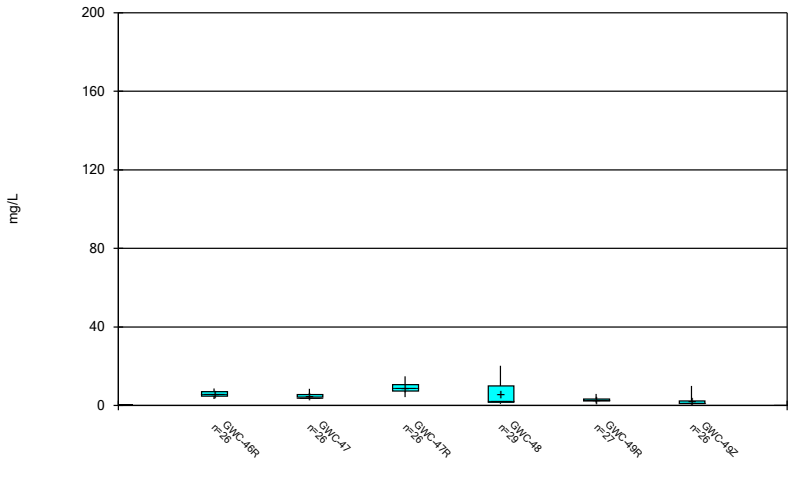

Constituent: Sulfate Analysis Run 8/10/2026 3:56 PM

Plant Bowen Client: Southern Company Data: Bowen 1, 2, 9, & 10

Sanitas™ v.10.1.08 Software licensed to Groundwater Stats Consulting. UG

Box & Whiskers Plot

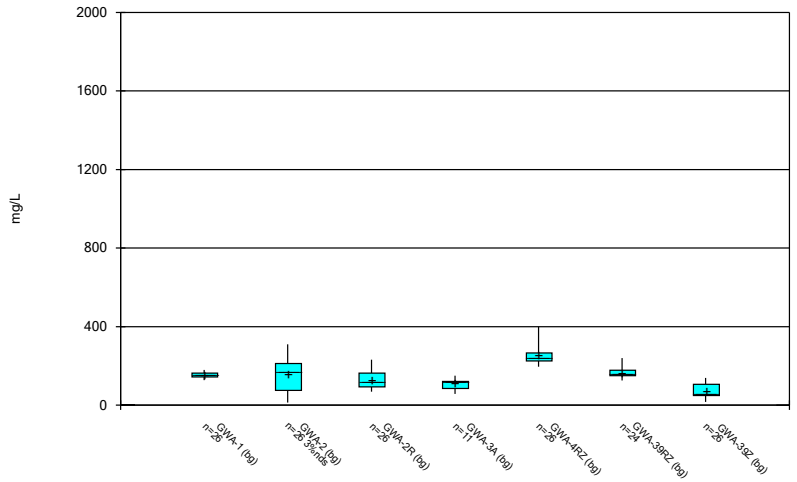

Constituent: TDS Analysis Run 8/10/2026 3:57 PM

Plant Bowen Client: Southern Company Data: Bowen 1, 2, 9, & 10

Sanitas™ v.10.1.08 Software licensed to Groundwater Stats Consulting. UG

Box & Whiskers Plot

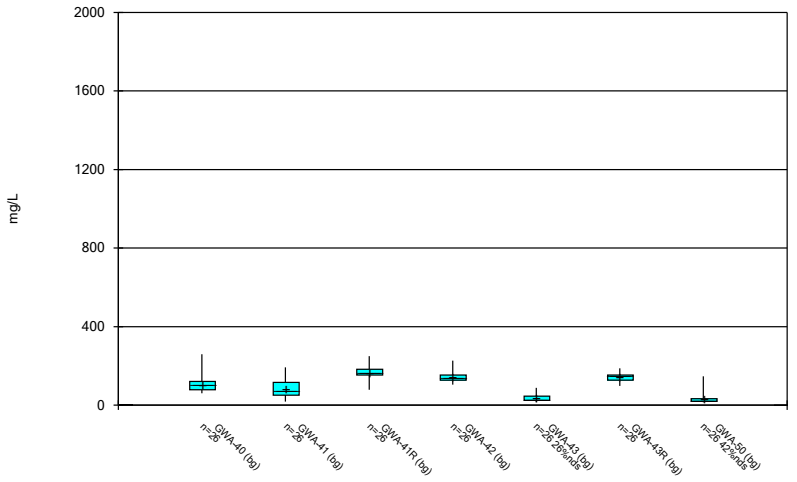

Constituent: TDS Analysis Run 8/10/2026 3:57 PM

Plant Bowen Client: Southern Company Data: Bowen 1, 2, 9, & 10

Sanitas™ v.10.1.08 Software licensed to Groundwater Stats Consulting. UG

Box & Whiskers Plot

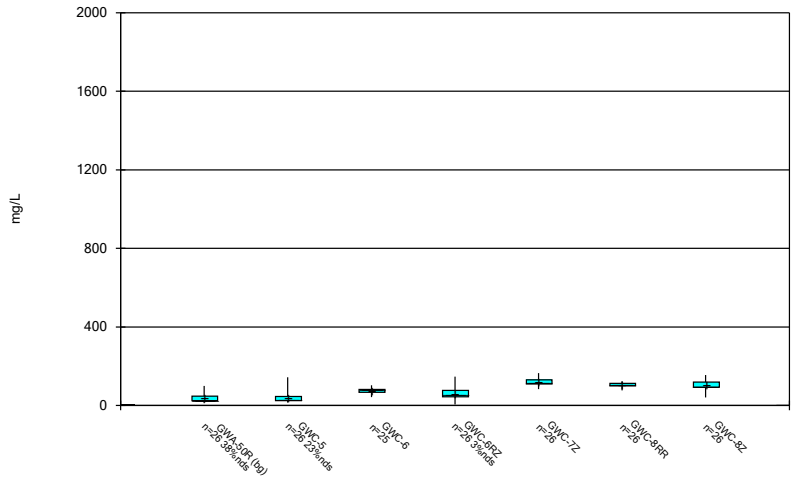

Constituent: TDS Analysis Run 8/10/2026 3:57 PM

Plant Bowen Client: Southern Company Data: Bowen 1, 2, 9, & 10

Sanitas™ v.10.1.08 Software licensed to Groundwater Stats Consulting. UG

Box & Whiskers Plot

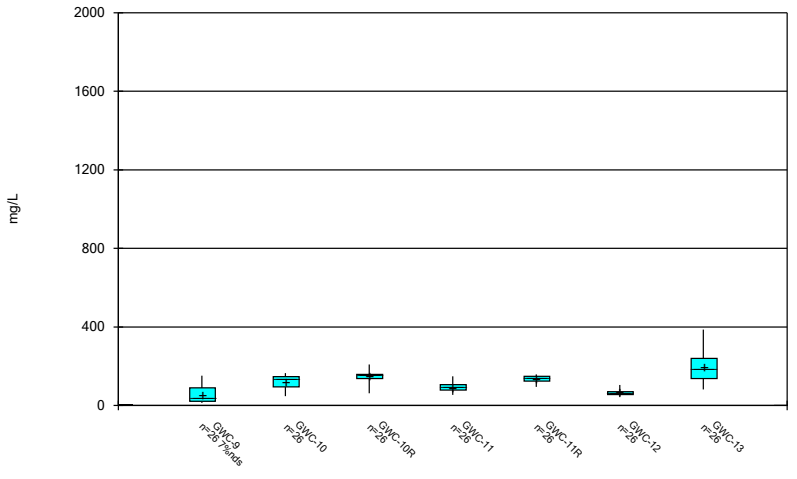

Constituent: TDS Analysis Run 8/10/2026 3:57 PM

Plant Bowen Client: Southern Company Data: Bowen 1, 2, 9, & 10

Sanitas™ v.10.1.08 Software licensed to Groundwater Stats Consulting. UG

Box & Whiskers Plot

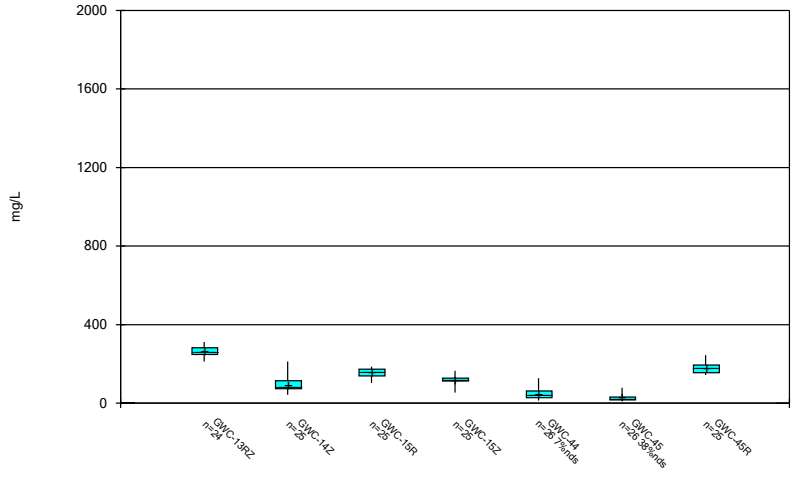

Constituent: TDS Analysis Run 8/10/2026 3:57 PM

Plant Bowen Client: Southern Company Data: Bowen 1, 2, 9, & 10

Sanitas™ v.10.1.08 Software licensed to Groundwater Stats Consulting. UG

Box & Whiskers Plot

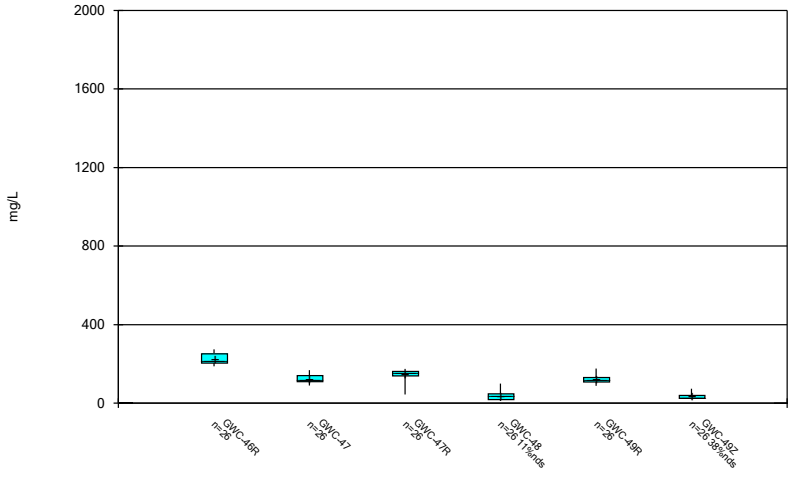

Constituent: TDS Analysis Run 8/10/2026 3:57 PM

Plant Bowen Client: Southern Company Data: Bowen 1, 2, 9, & 10

Sanitas™ v.10.1.08 Software licensed to Groundwater Stats Consulting. UG

Box & Whiskers Plot

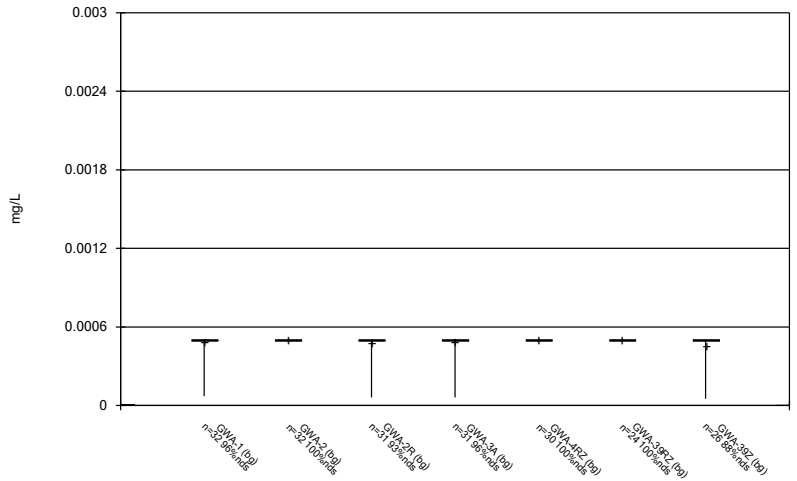

Constituent: Thallium Analysis Run 8/10/2026 3:57 PM

Plant Bowen Client: Southern Company Data: Bowen 1, 2, 9, & 10

Sanitas™ v.10.1.08 Software licensed to Groundwater Stats Consulting. UG

Box & Whiskers Plot

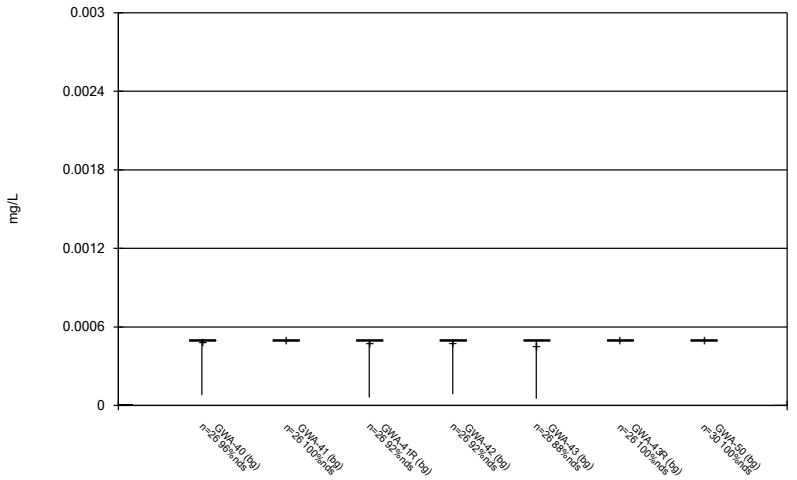

Constituent: Thallium Analysis Run 8/10/2026 3:57 PM

Plant Bowen Client: Southern Company Data: Bowen 1, 2, 9, & 10

Sanitas™ v.10.1.08 Software licensed to Groundwater Stats Consulting. UG

Box & Whiskers Plot

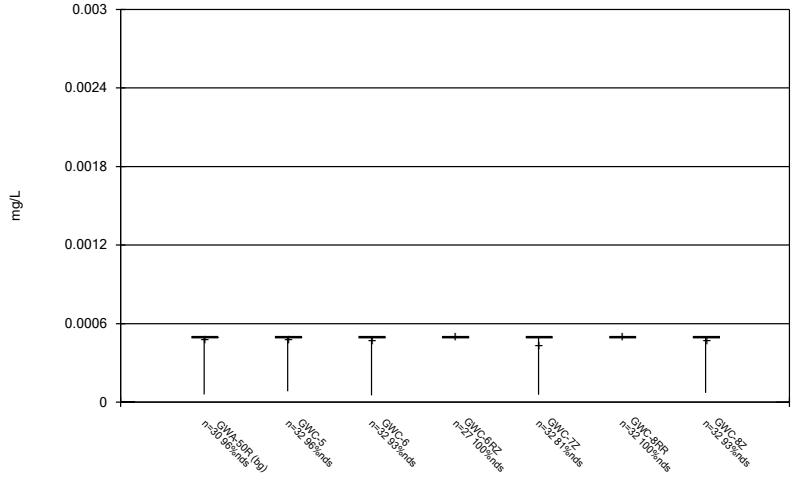

Constituent: Thallium Analysis Run 8/10/2026 3:57 PM

Plant Bowen Client: Southern Company Data: Bowen 1, 2, 9, & 10

Sanitas™ v.10.1.08 Software licensed to Groundwater Stats Consulting. UG

Box & Whiskers Plot

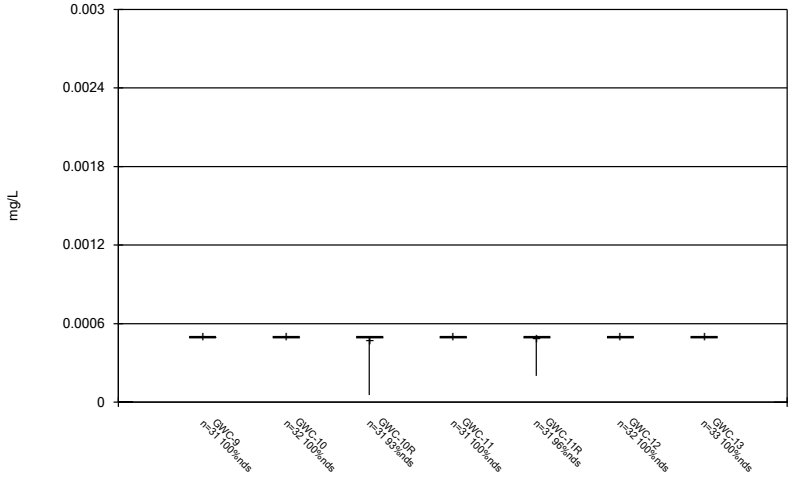

Constituent: Thallium Analysis Run 8/10/2026 3:57 PM

Plant Bowen Client: Southern Company Data: Bowen 1, 2, 9, & 10

Sanitas™ v.10.1.08 Software licensed to Groundwater Stats Consulting. UG

Box & Whiskers Plot

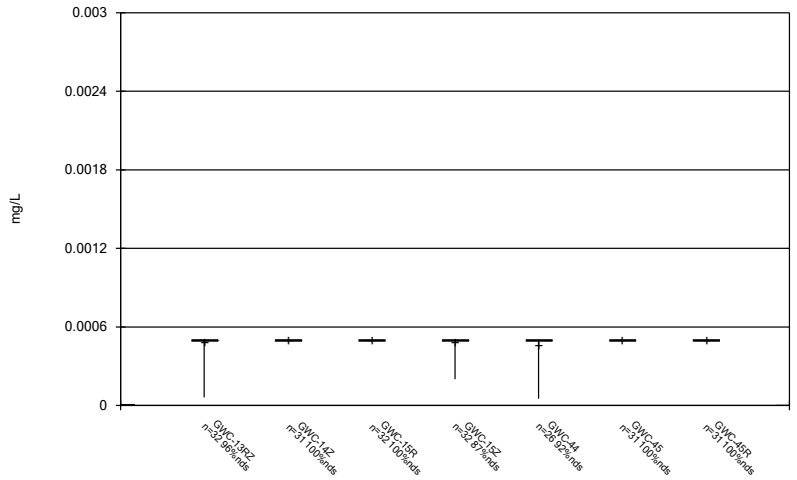

Constituent: Thallium Analysis Run 8/10/2026 3:57 PM

Plant Bowen Client: Southern Company Data: Bowen 1, 2, 9, & 10

Sanitas™ v.10.1.08 Software licensed to Groundwater Stats Consulting. UG

Box & Whiskers Plot

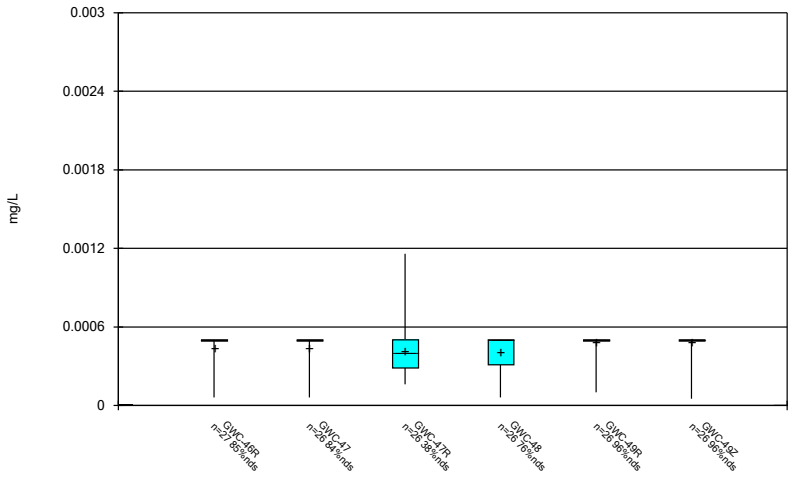

Constituent: Thallium Analysis Run 8/10/2026 3:57 PM

Plant Bowen Client: Southern Company Data: Bowen 1, 2, 9, & 10

Sanitas™ v.10.1.08 Software licensed to Groundwater Stats Consulting. UG

Box & Whiskers Plot

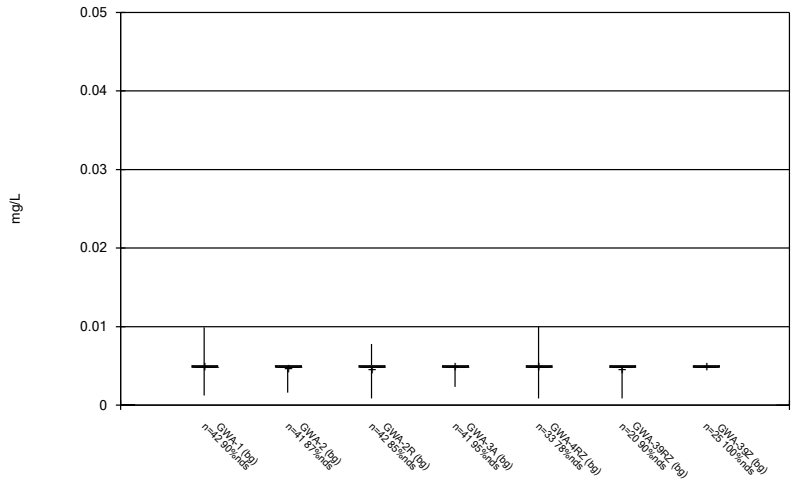

Constituent: Vanadium Analysis Run 8/10/2026 3:57 PM

Plant Bowen Client: Southern Company Data: Bowen 1, 2, 9, & 10

Sanitas™ v.10.1.08 Software licensed to Groundwater Stats Consulting. UG

Box & Whiskers Plot

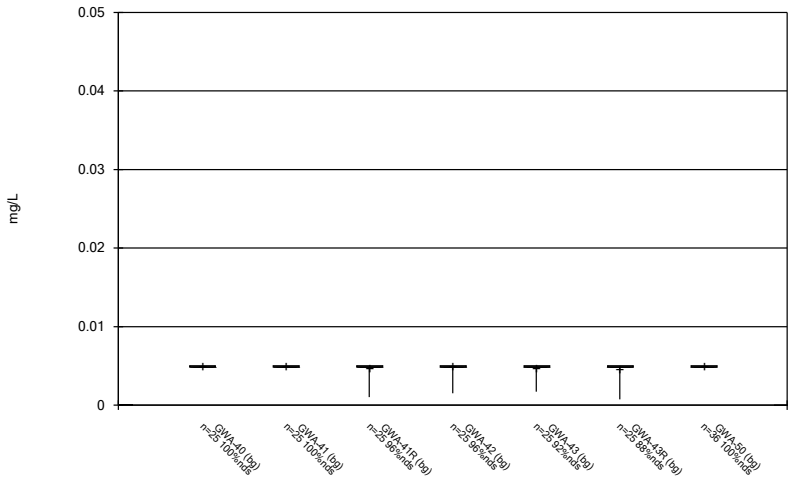

Constituent: Vanadium Analysis Run 8/10/2026 3:57 PM

Plant Bowen Client: Southern Company Data: Bowen 1, 2, 9, & 10

Sanitas™ v.10.1.08 Software licensed to Groundwater Stats Consulting. UG

Box & Whiskers Plot

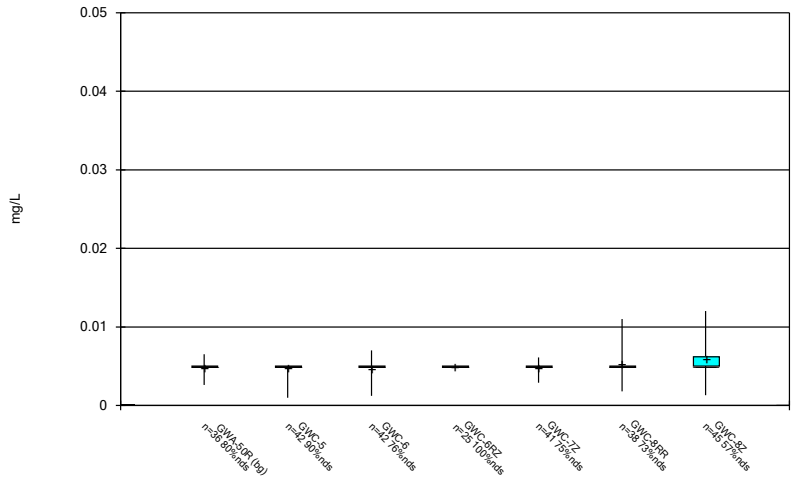

Constituent: Vanadium Analysis Run 8/10/2026 3:57 PM

Plant Bowen Client: Southern Company Data: Bowen 1, 2, 9, & 10

Sanitas™ v.10.1.08 Software licensed to Groundwater Stats Consulting. UG

Box & Whiskers Plot

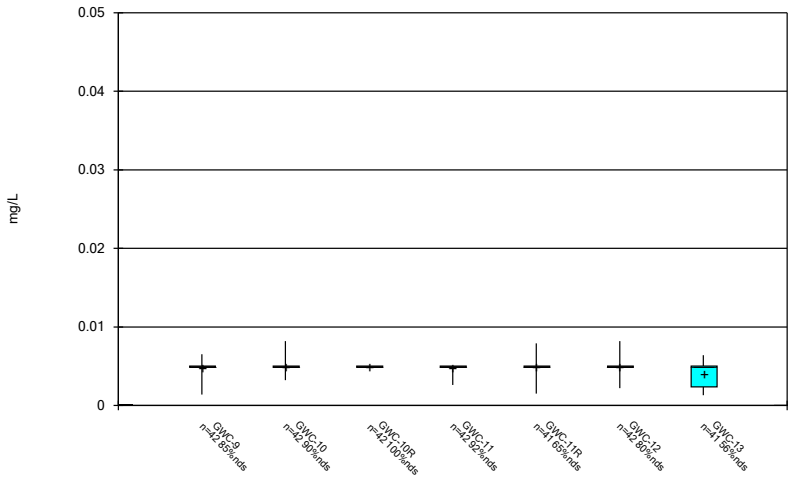

Constituent: Vanadium Analysis Run 8/10/2026 3:57 PM

Plant Bowen Client: Southern Company Data: Bowen 1, 2, 9, & 10

Sanitas™ v.10.1.08 Software licensed to Groundwater Stats Consulting. UG

Box & Whiskers Plot

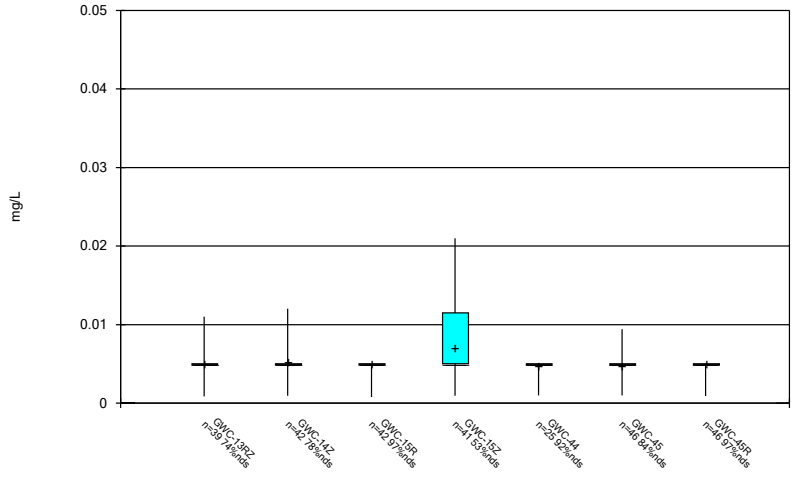

Constituent: Vanadium Analysis Run 8/10/2026 3:57 PM

Plant Bowen Client: Southern Company Data: Bowen 1, 2, 9, & 10

Sanitas™ v.10.1.08 Software licensed to Groundwater Stats Consulting. UG

Box & Whiskers Plot

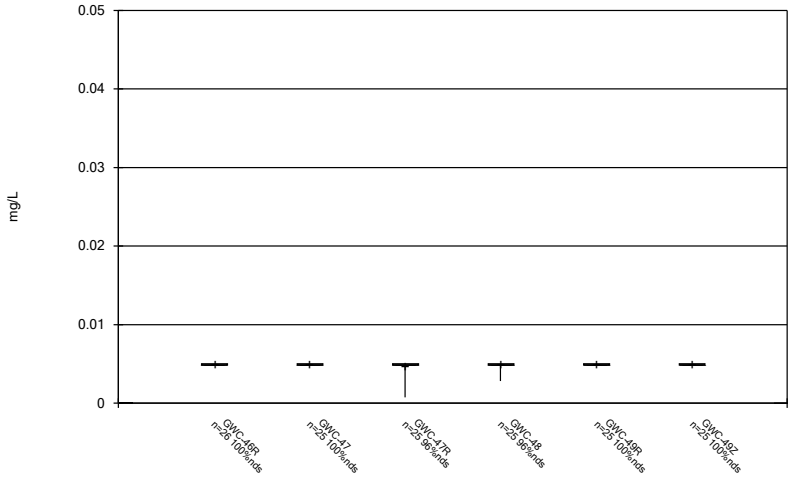

Constituent: Vanadium Analysis Run 8/10/2026 3:57 PM

Plant Bowen Client: Southern Company Data: Bowen 1, 2, 9, & 10

Sanitas™ v.10.1.08 Software licensed to Groundwater Stats Consulting. UG

Box & Whiskers Plot

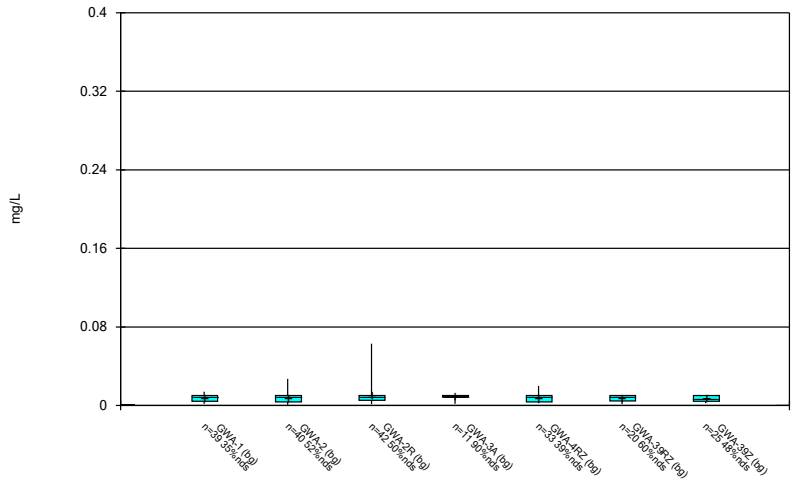

Constituent: Zinc Analysis Run 8/10/2026 3:57 PM

Plant Bowen Client: Southern Company Data: Bowen 1, 2, 9, & 10

Sanitas™ v.10.1.08 Software licensed to Groundwater Stats Consulting. UG

Box & Whiskers Plot

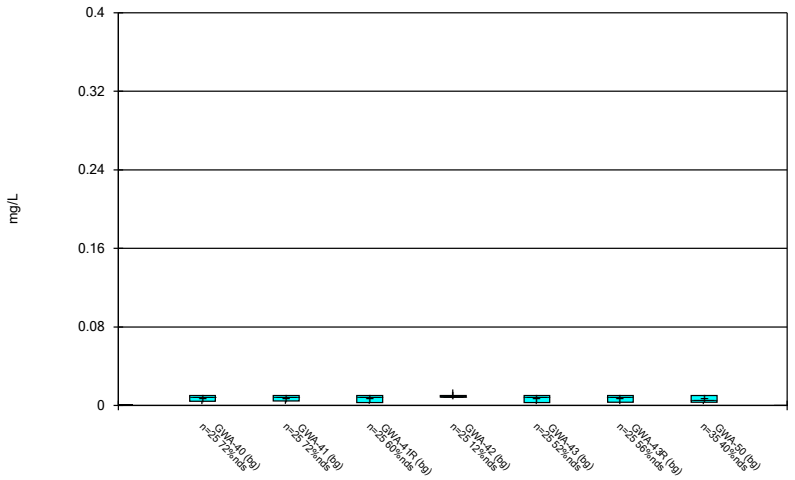

Constituent: Zinc Analysis Run 8/10/2026 3:57 PM

Plant Bowen Client: Southern Company Data: Bowen 1, 2, 9, & 10

Sanitas™ v.10.1.08 Software licensed to Groundwater Stats Consulting. UG

Box & Whiskers Plot

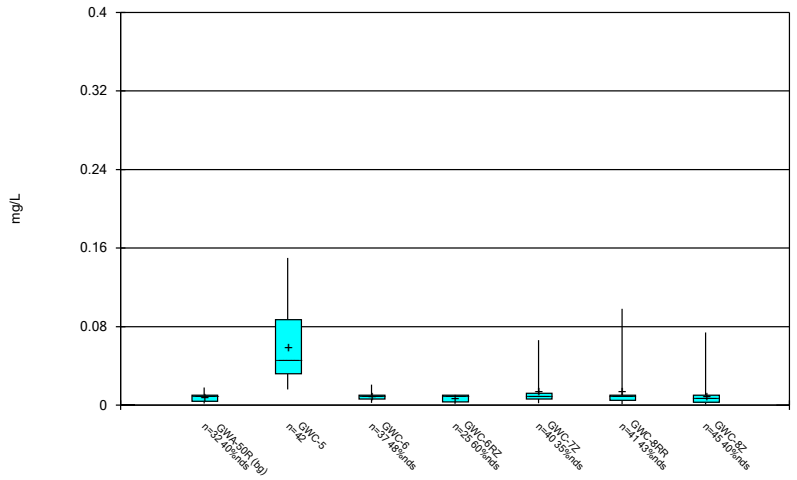

Constituent: Zinc Analysis Run 8/10/2026 3:57 PM

Plant Bowen Client: Southern Company Data: Bowen 1, 2, 9, & 10

Sanitas™ v.10.1.08 Software licensed to Groundwater Stats Consulting. UG

Box & Whiskers Plot

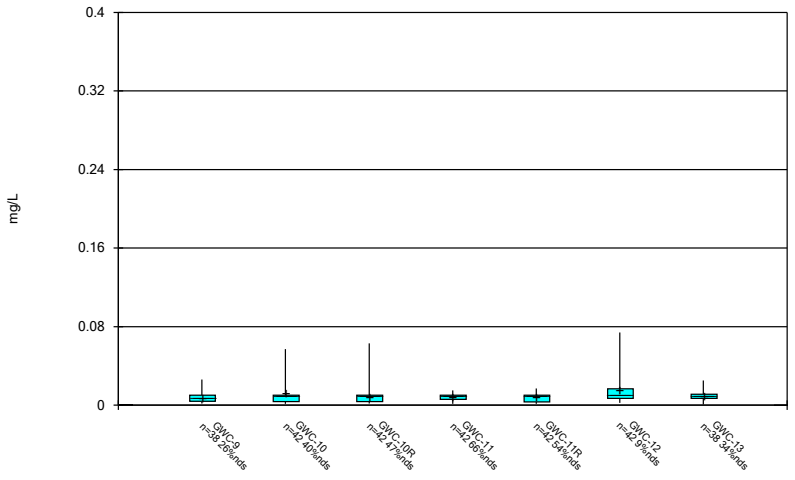

Constituent: Zinc Analysis Run 8/10/2026 3:57 PM

Plant Bowen Client: Southern Company Data: Bowen 1, 2, 9, & 10

Sanitas™ v.10.1.08 Software licensed to Groundwater Stats Consulting. UG

Box & Whiskers Plot

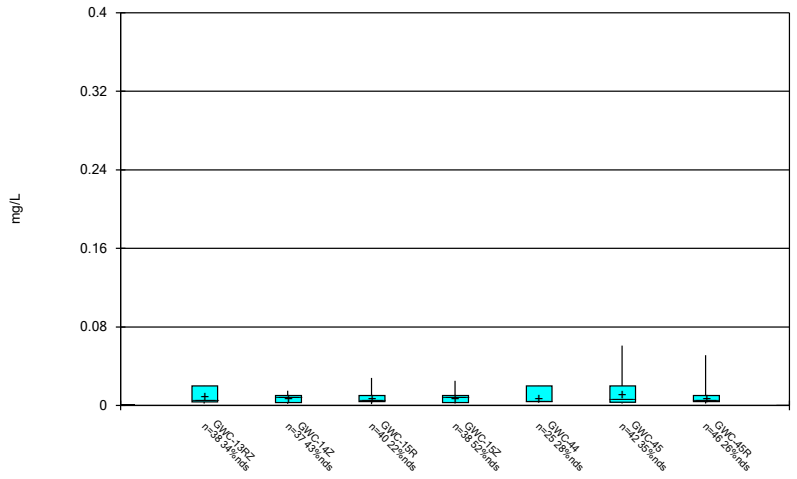

Constituent: Zinc Analysis Run 8/10/2026 3:57 PM

Plant Bowen Client: Southern Company Data: Bowen 1, 2, 9, & 10

Sanitas™ v.10.1.08 Software licensed to Groundwater Stats Consulting. UG

Box & Whiskers Plot

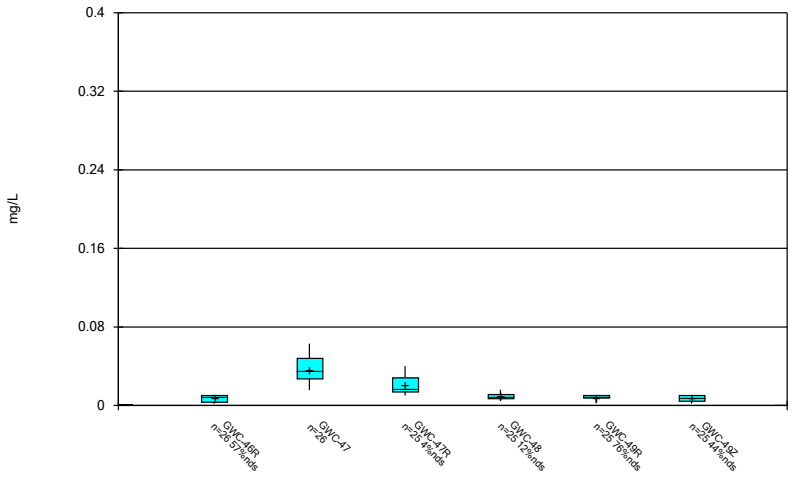

Constituent: Zinc Analysis Run 8/10/2026 3:57 PM

Plant Bowen Client: Southern Company Data: Bowen 1, 2, 9, & 10

FIGURE C.

Outlier Summary

Plant Bowen Client: Southern Company Data: Bowen 1, 2, 9, & 10 Printed 8/10/2026, 4:14 PM

	GWA-2R Antimony (mg/L)	GWA-39RZ Antimony (mg/L)	GWC-10R Antimony (mg/L)	GWC-13RZ Antimony (mg/L)	GWA-2 Arsenic (mg/L)	GWA-50R Arsenic (mg/L)	GWC-6 Arsenic (mg/L)	GWC-7Z Arsenic (mg/L)	GWC-8RR Arsenic (mg/L)	GWC-8Z Arsenic (mg/L)
8/21/2007										
8/22/2007										
8/23/2007										
8/24/2007										
10/24/2007										
11/2/2007										
11/17/2007										
11/18/2007										
11/20/2007										
1/15/2008										
1/16/2008										
1/23/2008										0.01 (o)
1/30/2008										
1/31/2008										
3/5/2008										
3/6/2008										
3/10/2008										
3/11/2008										
5/7/2008										
5/13/2008										
5/14/2008										
12/2/2008										
12/4/2008					0.012 (O)					
12/5/2008										
12/12/2008									0.036 (o)	
12/13/2008										
12/14/2008										
4/15/2009										
4/16/2009										
4/23/2009										
4/28/2009										
4/29/2009										
10/6/2009										
10/7/2009										
10/8/2009									0.012 (o)	
10/9/2009										
10/20/2009										
10/21/2009										
4/27/2010								0.015 (o)		
4/28/2010										
5/3/2010						0.012 (O)				
5/4/2010							0.014 (O)		0.015 (o)	
10/7/2010									0.013 (o)	
4/27/2011										
4/3/2012										
5/2/2012										
4/2/2013				0.007 (O)						
10/8/2013				0.01 (O)						
4/1/2014				0.011 (O)						
10/1/2014				0.018 (O)						
3/31/2015				0.011 (O)						
4/3/2015										
10/14/2015				0.0083 (O)						
3/10/2016										
3/16/2016										
3/17/2016										
4/4/2016										
4/5/2016										
5/13/2016										
5/18/2016										
5/31/2016										
6/1/2016										
8/9/2016										
9/28/2016			0.0037 (O)							
11/14/2016										
11/23/2016										
2/1/2017										
2/10/2017										
4/7/2017										
6/5/2017										
3/16/2018	0.021 (O)									
3/19/2018										
3/14/2019		0.014 (O)								
3/19/2019										
3/9/2020										
2/2/2022										
2/22/2023										

Outlier Summary

Plant Bowen Client: Southern Company Data: Bowen 1, 2, 9, & 10 Printed 8/10/2026, 4:14 PM

	GWC-10 Arsenic (mg/L)	GWC-12 Arsenic (mg/L)	GWC-13RZ Arsenic (mg/L)	GWC-14Z Arsenic (mg/L)	GWA-1 Barium (mg/L)	GWA-2 Barium (mg/L)	GWA-2R Barium (mg/L)	GWA-3A Barium (mg/L)	GWA-50 Barium (mg/L)	GWA-50R Barium (mg/L)
8/21/2007										
8/22/2007										
8/23/2007								0.015 (O)		
8/24/2007										
10/24/2007										
11/2/2007								0.017 (O)		
11/17/2007										
11/18/2007						0.13 (O)		0.019 (O)		
11/20/2007										
1/15/2008										
1/16/2008										
1/23/2008										
1/30/2008										
1/31/2008							0.13 (O)	0.011 (O)		
3/5/2008										
3/6/2008										
3/10/2008										
3/11/2008								0.016 (O)		
5/7/2008										
5/13/2008										
5/14/2008								0.013 (O)		
12/2/2008				0.014 (O)						
12/4/2008						0.14 (O)				
12/5/2008								0.021 (O)		
12/12/2008			0.02 (O)						0.098 (O)	
12/13/2008	0.015 (O)									
12/14/2008										
4/15/2009								0.012 (O)		
4/16/2009										
4/23/2009										0.14 (O)
4/28/2009										
4/29/2009										
10/6/2009										0.12 (O)
10/7/2009					0.15 (O)					
10/8/2009								0.011 (O)		
10/9/2009										
10/20/2009										
10/21/2009										
4/27/2010		0.021 (o)								
4/28/2010			0.016 (O)							
5/3/2010										0.12 (O)
5/4/2010										
10/7/2010										
4/27/2011										
4/3/2012							0.0625 (O)			
5/2/2012										
4/2/2013										
10/8/2013										
4/1/2014										
10/1/2014										
3/31/2015										
4/3/2015										
10/14/2015										
3/10/2016										
3/16/2016										
3/17/2016										
4/4/2016										
4/5/2016										
5/13/2016										
5/18/2016										
5/31/2016										
6/1/2016										
8/9/2016										
9/28/2016										
11/14/2016										
11/23/2016										
2/1/2017										
2/10/2017										
4/7/2017										
6/5/2017										
3/16/2018										
3/19/2018										
3/14/2019										
3/19/2019										
3/9/2020										
2/2/2022										
2/22/2023										

Outlier Summary

Plant Bowen Client: Southern Company Data: Bowen 1, 2, 9, & 10 Printed 8/10/2026, 4:14 PM

	GWC-5 Barium (mg/L)	GWC-6 Barium (mg/L)	GWC-7Z Barium (mg/L)	GWC-8RR Barium (mg/L)	GWC-8Z Barium (mg/L)	GWC-9 Barium (mg/L)	GWC-10 Barium (mg/L)	GWC-11 Barium (mg/L)	GWC-12 Barium (mg/L)	GWC-13 Barium (mg/L)
8/21/2007										
8/22/2007										
8/23/2007										
8/24/2007										
10/24/2007										
11/2/2007										
11/17/2007										
11/18/2007										
11/20/2007		0.1 (O)	0.1 (o)				0.1 (O)			
1/15/2008						0.12 (O)				
1/16/2008									0.13 (O)	
1/23/2008					0.15 (o)					
1/30/2008										
1/31/2008										
3/5/2008									0.07 (O)	
3/6/2008						0.075 (O)				
3/10/2008										
3/11/2008										
5/7/2008										
5/13/2008										
5/14/2008										
12/2/2008										
12/4/2008										
12/5/2008										
12/12/2008				0.17 (o)		0.16 (O)				
12/13/2008			0.11 (o)				0.12 (O)		0.13 (O)	0.11 (O)
12/14/2008								0.12 (O)		
4/15/2009	0.13 (O)		0.12 (o)							
4/16/2009						0.15 (O)			0.13 (O)	
4/23/2009										
4/28/2009										0.12 (O)
4/29/2009							0.11 (O)			
10/6/2009										
10/7/2009										
10/8/2009										
10/9/2009		0.11 (O)								
10/20/2009										
10/21/2009										
4/27/2010			0.098 (o)						0.11 (O)	
4/28/2010										
5/3/2010										
5/4/2010		0.096 (O)								
10/7/2010										
4/27/2011										
4/3/2012										
5/2/2012										
4/2/2013										
10/8/2013										
4/1/2014										
10/1/2014										
3/31/2015										
4/3/2015										
10/14/2015										
3/10/2016										
3/16/2016										
3/17/2016										
4/4/2016										
4/5/2016										
5/13/2016										
5/18/2016										
5/31/2016										
6/1/2016										
8/9/2016										
9/28/2016										
11/14/2016										
11/23/2016										
2/1/2017										
2/10/2017										
4/7/2017										
6/5/2017										
3/16/2018										
3/19/2018										
3/14/2019										
3/19/2019										
3/9/2020										
2/2/2022										
2/22/2023										

Outlier Summary

Plant Bowen Client: Southern Company Data: Bowen 1, 2, 9, & 10 Printed 8/10/2026, 4:14 PM

	GWC-13RZ Barium (mg/L)	GWC-14Z Barium (mg/L)	GWC-15R Barium (mg/L)	GWC-15Z Barium (mg/L)	GWC-45 Barium (mg/L)	GWC-47R Barium (mg/L)	GWC-14Z Boron (mg/L)	GWC-8RR Cadmium (mg/L)	GWA-43 Calcium (mg/L)	GWC-8Z Calcium (mg/L)
8/21/2007										
8/22/2007										
8/23/2007										
8/24/2007					0.032 (o)					
10/24/2007										
11/2/2007										
11/17/2007										
11/18/2007					0.11 (o)					
11/20/2007										
1/15/2008				0.088 (O)	0.1 (o)					
1/16/2008										
1/23/2008										
1/30/2008										
1/31/2008										
3/5/2008		0.11 (O)			0.1 (o)					
3/6/2008										
3/10/2008										
3/11/2008										
5/7/2008										
5/13/2008										
5/14/2008										
12/2/2008		0.12 (O)			0.071 (o)					
12/4/2008										
12/5/2008										
12/12/2008	0.19 (O)						0.0025 (o)			
12/13/2008										
12/14/2008										
4/15/2009										
4/16/2009		0.13 (O)								
4/23/2009										
4/28/2009					0.11 (o)					
4/29/2009	0.14 (O)									
10/6/2009										
10/7/2009										
10/8/2009										
10/9/2009										
10/20/2009										
10/21/2009										
4/27/2010			0.051 (O)							
4/28/2010	0.11 (O)									
5/3/2010										
5/4/2010										
10/7/2010										
4/27/2011										
4/3/2012										
5/2/2012										
4/2/2013										
10/8/2013										
4/1/2014										
10/1/2014										
3/31/2015										
4/3/2015		0.13 (O)								
10/14/2015										
3/10/2016						0.0344 (o)				
3/16/2016										
3/17/2016										
4/4/2016										
4/5/2016										
5/13/2016									18.7 (O)	
5/18/2016										
5/31/2016										
6/1/2016										
8/9/2016							0.0996 (JO)			
9/28/2016										
11/14/2016										
11/23/2016										
2/1/2017										
2/10/2017										
4/7/2017										43.7 (o)
6/5/2017										
3/16/2018										
3/19/2018										
3/14/2019										
3/19/2019										
3/9/2020										
2/2/2022										
2/22/2023										

Outlier Summary

Plant Bowen Client: Southern Company Data: Bowen 1, 2, 9, & 10 Printed 8/10/2026, 4:14 PM

	GWC-15R Calcium (mg/L)	GWC-49Z Calcium (mg/L)	GWA-1 Chromium (mg/L)	GWA-2 Chromium (mg/L)	GWA-2R Chromium (mg/L)	GWA-3A Chromium (mg/L)	GWA-39Z Chromium (mg/L)	GWC-5 Chromium (mg/L)	GWC-6 Chromium (mg/L)	GWC-6RZ Chromium (mg/L)
8/21/2007										
8/22/2007										
8/23/2007										
8/24/2007										
10/24/2007				0.039 (O)						
11/2/2007						0.027 (O)				
11/17/2007										
11/18/2007			0.038 (O)	0.059 (O)		0.17 (O)				
11/20/2007										
1/15/2008										
1/16/2008										
1/23/2008								0.032 (o)	0.064 (O)	
1/30/2008			0.11 (O)							
1/31/2008					0.052 (O)					
3/5/2008										
3/6/2008										
3/10/2008			0.038 (O)							
3/11/2008				0.03 (O)		0.063 (O)		0.024 (o)		
5/7/2008										
5/13/2008										
5/14/2008						0.057 (O)				
12/2/2008										
12/4/2008										
12/5/2008										
12/12/2008										
12/13/2008										
12/14/2008										
4/15/2009										
4/16/2009										
4/23/2009										
4/28/2009										
4/29/2009										
10/6/2009										
10/7/2009										
10/8/2009										
10/9/2009										
10/20/2009										
10/21/2009										
4/27/2010										
4/28/2010										
5/3/2010										
5/4/2010										
10/7/2010										
4/27/2011										
4/3/2012										
5/2/2012										
4/2/2013										
10/8/2013										
4/1/2014										
10/1/2014										
3/31/2015										
4/3/2015										
10/14/2015										
3/10/2016										
3/16/2016										
3/17/2016		6.4 (o)								
4/4/2016										
4/5/2016										
5/13/2016										
5/18/2016		4.63 (o)								
5/31/2016										
6/1/2016										
8/9/2016										
9/28/2016										
11/14/2016										0.0076 (J,o)
11/23/2016	62.5 (O)									
2/1/2017										
2/10/2017										
4/7/2017										
6/5/2017										
3/16/2018										
3/19/2018										
3/14/2019										
3/19/2019										
3/9/2020							0.069 (O)			
2/2/2022										
2/22/2023										

Outlier Summary

Plant Bowen Client: Southern Company Data: Bowen 1, 2, 9, & 10 Printed 8/10/2026, 4:14 PM

	GWC-7Z Chromium (mg/L)	GWC-8Z Chromium (mg/L)	GWC-9 Chromium (mg/L)	GWC-10 Chromium (mg/L)	GWC-10R Chromium (mg/L)	GWC-11 Chromium (mg/L)	GWC-12 Chromium (mg/L)	GWC-13RZ Chromium (mg/L)	GWC-14Z Chromium (mg/L)	GWC-15R Chromium (mg/L)
8/21/2007					0.036 (O)					
8/22/2007										
8/23/2007										
8/24/2007									0.083 (O)	
10/24/2007										
11/2/2007										
11/17/2007										0.031 (O)
11/18/2007										
11/20/2007	0.056 (o)			0.042 (O)						
1/15/2008			0.078 (O)						0.043 (O)	
1/16/2008	0.16 (o)						0.039 (O)			
1/23/2008		0.049 (o)								
1/30/2008					0.019 (O)					
1/31/2008										
3/5/2008							0.03 (O)			
3/6/2008	0.067 (o)		0.054 (O)							
3/10/2008										
3/11/2008										
5/7/2008						0.025 (O)				
5/13/2008										
5/14/2008										
12/2/2008										
12/4/2008										
12/5/2008										
12/12/2008								0.019 (O)		
12/13/2008										
12/14/2008										
4/15/2009										
4/16/2009										
4/23/2009										
4/28/2009										
4/29/2009										
10/6/2009										
10/7/2009										
10/8/2009										
10/9/2009										
10/20/2009										
10/21/2009										
4/27/2010										
4/28/2010										
5/3/2010										
5/4/2010										
10/7/2010										
4/27/2011										
4/3/2012										
5/2/2012										
4/2/2013										
10/8/2013										
4/1/2014										
10/1/2014										
3/31/2015										
4/3/2015										
10/14/2015										
3/10/2016										
3/16/2016										
3/17/2016										
4/4/2016										
4/5/2016										
5/13/2016										
5/18/2016										
5/31/2016										
6/1/2016										
8/9/2016										
9/28/2016										
11/14/2016										
11/23/2016										
2/1/2017										
2/10/2017										
4/7/2017										
6/5/2017										
3/16/2018										
3/19/2018										
3/14/2019										
3/19/2019										
3/9/2020										
2/2/2022										
2/22/2023										

Outlier Summary

Plant Bowen Client: Southern Company Data: Bowen 1, 2, 9, & 10 Printed 8/10/2026, 4:14 PM

	GWC-15Z Chromium (mg/L)	GWC-45 Chromium (mg/L)	GWC-47R Chromium (mg/L)	GWA-2R Cobalt (mg/L)	GWC-9 Cobalt (mg/L)	GWC-11R Cobalt (mg/L)	GWC-12 Cobalt (mg/L)	GWC-15Z Cobalt (mg/L)	GWC-45 Cobalt (mg/L)	GWA-50R Copper (mg/L)
8/21/2007										
8/22/2007										
8/23/2007										
8/24/2007	0.061 (O)									
10/24/2007										
11/2/2007	0.078 (O)									
11/17/2007										
11/18/2007	0.085 (O)	0.38 (o)								
11/20/2007										
1/15/2008	0.079 (O)	0.66 (o)							0.2 (o)	
1/16/2008										
1/23/2008										
1/30/2008										
1/31/2008				0.0083 (O)						
3/5/2008		0.22 (o)					0.98 (O)			
3/6/2008					0.13 (O)	0.11 (O)				
3/10/2008	0.062 (O)							0.069 (O)		
3/11/2008										
5/7/2008										
5/13/2008	0.044 (O)									
5/14/2008		0.19 (o)								
12/2/2008										
12/4/2008										
12/5/2008										
12/12/2008										0.064 (O)
12/13/2008										
12/14/2008										
4/15/2009										
4/16/2009										
4/23/2009										
4/28/2009										
4/29/2009										
10/6/2009										
10/7/2009										
10/8/2009										
10/9/2009										
10/20/2009										
10/21/2009										
4/27/2010										
4/28/2010										
5/3/2010										
5/4/2010										
10/7/2010										
4/27/2011										
4/3/2012										
5/2/2012										
4/2/2013										
10/8/2013										
4/1/2014										
10/1/2014										
3/31/2015										
4/3/2015										
10/14/2015										
3/10/2016										
3/16/2016										
3/17/2016										
4/4/2016										
4/5/2016										
5/13/2016										
5/18/2016										
5/31/2016										
6/1/2016										
8/9/2016										
9/28/2016										
11/14/2016										
11/23/2016										
2/1/2017										
2/10/2017										
4/7/2017										
6/5/2017										
3/16/2018										
3/19/2018										
3/14/2019										
3/19/2019			0.018 (o)							
3/9/2020										
2/2/2022										
2/22/2023										

Outlier Summary

Plant Bowen Client: Southern Company Data: Bowen 1, 2, 9, & 10 Printed 8/10/2026, 4:14 PM

	GWC-5 Copper (mg/L)	GWC-45 Copper (mg/L)	GWA-2 Fluoride (mg/L)	GWC-8RR Lead (mg/L)	GWC-13RZ Lead (mg/L)	GWC-45 Lead (mg/L)	GWA-1 Nickel (mg/L)	GWA-2 Nickel (mg/L)	GWA-2R Nickel (mg/L)	GWA-39Z Nickel (mg/L)
8/21/2007										
8/22/2007										
8/23/2007										
8/24/2007										
10/24/2007								0.026 (O)		
11/2/2007										
11/17/2007										
11/18/2007		0.033 (o)				0.018 (o)		0.043 (O)		
11/20/2007										
1/15/2008		0.034 (o)				0.047 (o)				
1/16/2008										
1/23/2008										
1/30/2008							0.11 (O)			
1/31/2008									0.054 (O)	
3/5/2008		0.066 (o)								
3/6/2008										
3/10/2008										
3/11/2008										
5/7/2008										
5/13/2008										
5/14/2008										
12/2/2008										
12/4/2008										
12/5/2008										
12/12/2008				0.015 (o)	0.013 (o)					
12/13/2008										
12/14/2008										
4/15/2009										
4/16/2009										
4/23/2009										
4/28/2009										
4/29/2009										
10/6/2009										
10/7/2009										
10/8/2009										
10/9/2009										
10/20/2009										
10/21/2009										
4/27/2010										
4/28/2010										
5/3/2010										
5/4/2010										
10/7/2010										
4/27/2011										
4/3/2012										
5/2/2012	0.0865 (O)									
4/2/2013										
10/8/2013										
4/1/2014										
10/1/2014										
3/31/2015										
4/3/2015										
10/14/2015										
3/10/2016										
3/16/2016										
3/17/2016										
4/4/2016										
4/5/2016										
5/13/2016										
5/18/2016										
5/31/2016										
6/1/2016										
8/9/2016										
9/28/2016										
11/14/2016										
11/23/2016										
2/1/2017										
2/10/2017										
4/7/2017										
6/5/2017										
3/16/2018										
3/19/2018			1.1 (O)							
3/14/2019										
3/19/2019										
3/9/2020										0.04 (O)
2/2/2022										
2/22/2023										

Outlier Summary

Plant Bowen Client: Southern Company Data: Bowen 1, 2, 9, & 10 Printed 8/10/2026, 4:14 PM

	GWC-6 Nickel (mg/L)	GWC-7Z Nickel (mg/L)	GWC-9 Nickel (mg/L)	GWC-10R Nickel (mg/L)	GWC-13RZ Nickel (mg/L)	GWC-15R Nickel (mg/L)	GWC-45 Nickel (mg/L)	GWC-45R Nickel (mg/L)	GWC-8Z pH, Field (SU)	GWC-13RZ pH, Field (SU)
8/21/2007										
8/22/2007										
8/23/2007										
8/24/2007										
10/24/2007										
11/2/2007										
11/17/2007						0.014 (O)				
11/18/2007							0.27 (o)			
11/20/2007										
1/15/2008			0.057 (O)				0.53 (o)	0.026 (o)		
1/16/2008		0.11 (o)								
1/23/2008	0.046 (O)									
1/30/2008				0.029 (O)						
1/31/2008										
3/5/2008							0.15 (o)			
3/6/2008			0.046 (O)							
3/10/2008										
3/11/2008										
5/7/2008										
5/13/2008										
5/14/2008							0.13 (o)			
12/2/2008										
12/4/2008										
12/5/2008										
12/12/2008					0.022 (O)					
12/13/2008										
12/14/2008										
4/15/2009										
4/16/2009										
4/23/2009										
4/28/2009										
4/29/2009										
10/6/2009										
10/7/2009										
10/8/2009										
10/9/2009										
10/20/2009										
10/21/2009										
4/27/2010										
4/28/2010										
5/3/2010										
5/4/2010										
10/7/2010										
4/27/2011										
4/3/2012										
5/2/2012										
4/2/2013										
10/8/2013										
4/1/2014										
10/1/2014										
3/31/2015										
4/3/2015										
10/14/2015										
3/10/2016										
3/16/2016										
3/17/2016										
4/4/2016										8.56 (O)
4/5/2016										
5/13/2016										
5/18/2016										
5/31/2016										
6/1/2016										9.83 (O)
8/9/2016										
9/28/2016										
11/14/2016										
11/23/2016										
2/1/2017										
2/10/2017										
4/7/2017										
6/5/2017										
3/16/2018										
3/19/2018										
3/14/2019										
3/19/2019										
3/9/2020										
2/2/2022									8.92 (o)	
2/22/2023										

Outlier Summary

Plant Bowen Client: Southern Company Data: Bowen 1, 2, 9, & 10 Printed 8/10/2026, 4:14 PM

	GWC-14Z pH, Field (SU)	GWC-15Z pH, Field (SU)	GWC-5 Selenium (mg/L)	GWC-7Z Selenium (mg/L)	GWC-13RZ Sulfate (mg/L)	GWC-14Z Sulfate (mg/L)	GWC-44 Sulfate (mg/L)	GWC-6 TDS (mg/L)	GWC-13 TDS (mg/L)	GWC-13RZ TDS (mg/L)
8/21/2007										
8/22/2007										
8/23/2007										
8/24/2007										
10/24/2007										
11/2/2007										
11/17/2007										
11/18/2007										
11/20/2007										
1/15/2008										
1/16/2008										
1/23/2008										
1/30/2008										
1/31/2008										
3/5/2008										
3/6/2008										
3/10/2008										
3/11/2008										
5/7/2008										
5/13/2008										
5/14/2008										
12/2/2008										
12/4/2008										
12/5/2008										
12/12/2008										
12/13/2008										
12/14/2008										
4/15/2009										
4/16/2009										
4/23/2009										
4/28/2009										
4/29/2009										
10/6/2009										
10/7/2009										
10/8/2009										
10/9/2009			0.015 (O)	0.02 (o)						
10/20/2009										
10/21/2009										
4/27/2010										
4/28/2010										
5/3/2010										
5/4/2010										
10/7/2010										
4/27/2011										
4/3/2012										
5/2/2012										
4/2/2013										
10/8/2013										
4/1/2014										
10/1/2014										
3/31/2015										
4/3/2015										
10/14/2015										
3/10/2016										
3/16/2016										
3/17/2016										
4/4/2016					17.5 (O)					110 (o)
4/5/2016	10.61 (O)	9.23 (o)								
5/13/2016										
5/18/2016										
5/31/2016		9.52 (O)								
6/1/2016	10.32 (O)				20.9 (O)					121 (o)
8/9/2016	8.23 (O)					50 (o)				
9/28/2016										
11/14/2016										
11/23/2016										
2/1/2017								168 (o)		
2/10/2017										
4/7/2017										
6/5/2017										
3/16/2018										
3/19/2018										
3/14/2019							79.7 (O)			
3/19/2019										
3/9/2020										
2/2/2022										
2/22/2023									1020 (O)	

Outlier Summary

Plant Bowen Client: Southern Company Data: Bowen 1, 2, 9, & 10 Printed 8/10/2026, 4:14 PM

	GWC-14Z TDS (mg/L)	GWC-15R TDS (mg/L)	GWC-15Z TDS (mg/L)	GWC-44 TDS (mg/L)	GWC-45R TDS (mg/L)	GWA-2 Vanadium (mg/L)	GWC-8RR Vanadium (mg/L)	GWC-11R Vanadium (mg/L)	GWC-13 Vanadium (mg/L)	GWC-13RZ Vanadium (mg/L)
8/21/2007										
8/22/2007										
8/23/2007										
8/24/2007										
10/24/2007										
11/2/2007										
11/17/2007										
11/18/2007										
11/20/2007										
1/15/2008										
1/16/2008										
1/23/2008										
1/30/2008										
1/31/2008										
3/5/2008										
3/6/2008										
3/10/2008										
3/11/2008										
5/7/2008										
5/13/2008										
5/14/2008										
12/2/2008										
12/4/2008						0.016 (O)				
12/5/2008										
12/12/2008							0.045 (o)			0.023 (O)
12/13/2008									0.02 (O)	
12/14/2008										
4/15/2009										
4/16/2009										
4/23/2009										
4/28/2009										
4/29/2009								0.018 (O)		
10/6/2009										
10/7/2009										
10/8/2009							0.029 (o)			
10/9/2009										
10/20/2009										
10/21/2009										0.022 (O)
4/27/2010										
4/28/2010										
5/3/2010										
5/4/2010							0.032 (o)			
10/7/2010							0.03 (o)			
4/27/2011										
4/3/2012										
5/2/2012										
4/2/2013										
10/8/2013										
4/1/2014										
10/1/2014										
3/31/2015										
4/3/2015										
10/14/2015										
3/10/2016										
3/16/2016					89 (o)					
3/17/2016										
4/4/2016										
4/5/2016										
5/13/2016										
5/18/2016										
5/31/2016										
6/1/2016										
8/9/2016	267 (o)									
9/28/2016										
11/14/2016										
11/23/2016										
2/1/2017										
2/10/2017		237 (o)	214 (o)							
4/7/2017										
6/5/2017				206 (o)						
3/16/2018										
3/19/2018										
3/14/2019										
3/19/2019										
3/9/2020										
2/2/2022										
2/22/2023										

Outlier Summary

Plant Bowen Client: Southern Company Data: Bowen 1, 2, 9, & 10 Printed 8/10/2026, 4:14 PM

	GWA-1 Zinc (mg/L)	GWA-2 Zinc (mg/L)	GWA-50 Zinc (mg/L)	GWA-50R Zinc (mg/L)	GWC-6 Zinc (mg/L)	GWC-7Z Zinc (mg/L)	GWC-8RR Zinc (mg/L)	GWC-9 Zinc (mg/L)	GWC-13 Zinc (mg/L)	GWC-13RZ Zinc (mg/L)
8/21/2007										
8/22/2007					0.04 (O)					
8/23/2007	0.032 (O)									
8/24/2007										
10/24/2007		0.043 (O)								
11/2/2007										
11/17/2007										
11/18/2007										
11/20/2007					0.03 (O)					
1/15/2008								0.075 (O)		
1/16/2008										
1/23/2008					0.048 (O)					
1/30/2008	0.022 (O)									
1/31/2008									0.032 (O)	
3/5/2008										
3/6/2008						0.19 (o)		0.051 (O)		
3/10/2008										
3/11/2008										
5/7/2008										
5/13/2008										
5/14/2008										
12/2/2008										
12/4/2008		0.081 (O)								
12/5/2008										
12/12/2008			0.048 (O)				0.24 (o)	0.077 (O)		0.097 (O)
12/13/2008									0.087 (O)	
12/14/2008										
4/15/2009										
4/16/2009								0.064 (O)		
4/23/2009				0.075 (O)						
4/28/2009									0.067 (O)	
4/29/2009										0.068 (O)
10/6/2009				0.056 (O)						
10/7/2009	0.061 (O)									
10/8/2009										
10/9/2009					0.055 (O)					
10/20/2009										
10/21/2009									0.025 (O)	
4/27/2010										
4/28/2010										0.048 (O)
5/3/2010				0.051 (O)						
5/4/2010					0.045 (O)					
10/7/2010										
4/27/2011				0.025 (O)						
4/3/2012										
5/2/2012										
4/2/2013										
10/8/2013										
4/1/2014										
10/1/2014										
3/31/2015										
4/3/2015										
10/14/2015										
3/10/2016										
3/16/2016										
3/17/2016										
4/4/2016										
4/5/2016										
5/13/2016										
5/18/2016										
5/31/2016										
6/1/2016										
8/9/2016										
9/28/2016										
11/14/2016										
11/23/2016										
2/1/2017										
2/10/2017										
4/7/2017										
6/5/2017										
3/16/2018										
3/19/2018										
3/14/2019										
3/19/2019										
3/9/2020										
2/2/2022										
2/22/2023										

Outlier Summary

Plant Bowen Client: Southern Company Data: Bowen 1, 2, 9, & 10 Printed 8/10/2026, 4:14 PM

	GWC-14Z Zinc (mg/L)	GWC-15R Zinc (mg/L)	GWC-15Z Zinc (mg/L)	GWC-45 Zinc (mg/L)
8/21/2007				
8/22/2007				
8/23/2007				
8/24/2007			0.052 (O)	
10/24/2007				
11/2/2007				
11/17/2007	0.024 (O)	0.023 (O)		
11/18/2007				0.11 (o)
11/20/2007				
1/15/2008			0.055 (O)	0.16 (o)
1/16/2008				
1/23/2008				
1/30/2008				
1/31/2008				
3/5/2008	0.075 (O)			0.31 (o)
3/6/2008				
3/10/2008				
3/11/2008				
5/7/2008				
5/13/2008				
5/14/2008				0.11 (o)
12/2/2008	0.11 (O)	0.021 (O)	0.065 (O)	
12/4/2008				
12/5/2008				
12/12/2008				
12/13/2008				
12/14/2008				
4/15/2009				
4/16/2009	0.091 (O)			
4/23/2009				
4/28/2009				
4/29/2009				
10/6/2009				
10/7/2009				
10/8/2009				
10/9/2009				
10/20/2009	0.056 (O)			
10/21/2009				
4/27/2010				
4/28/2010				
5/3/2010				
5/4/2010				
10/7/2010				
4/27/2011				
4/3/2012				
5/2/2012				
4/2/2013				
10/8/2013				
4/1/2014				
10/1/2014				
3/31/2015				
4/3/2015				
10/14/2015				
3/10/2016				
3/16/2016				
3/17/2016				
4/4/2016				
4/5/2016				
5/13/2016				
5/18/2016				
5/31/2016				
6/1/2016				
8/9/2016				
9/28/2016				
11/14/2016				
11/23/2016				
2/1/2017				
2/10/2017				
4/7/2017				
6/5/2017				
3/16/2018				
3/19/2018				
3/14/2019				
3/19/2019				
3/9/2020				
2/2/2022				
2/22/2023				

Tukey's Outlier Test - Significant Results

Plant Bowen Client: Southern Company Data: Bowen 1, 2, 9, & 10 Printed 6/9/2026, 2:52 PM

Constituent	Well	Outlier	Value(s)	Method	Alpha	N	Distribution	Normality Test
Antimony (mg/L)	GWA-41R (bg)	Yes	0.0089	NP	NaN	25	x^(1/3)	ShapiroWilk
Antimony (mg/L)	GWC-13RZ	Yes	0.007,0.01,0.011,0.011,0.018,0.0083,0.00057	NP	NaN	46	ln(x)	ShapiroWilk
Antimony (mg/L)	GWC-15R	Yes	0.0072,0.00727,0.00649,0.0106,0.0098,0.0008,0.000	NP	NaN	46	ln(x)	ShapiroWilk
Antimony (mg/L)	GWC-45	Yes	0.014,0.013	NP	NaN	49	ln(x)	ShapiroWilk
Arsenic (mg/L)	GWA-41R (bg)	Yes	0.0008,0.0011,0.001,0.00093	NP	NaN	25	ln(x)	ShapiroWilk
Arsenic (mg/L)	GWC-7Z	Yes	0.015,0.0042,0.00077,0.00044	NP	NaN	46	ln(x)	ShapiroWilk
Arsenic (mg/L)	GWC-13RZ	Yes	0.02,0.016	NP	NaN	46	ln(x)	ShapiroWilk
Barium (mg/L)	GWA-1 (bg)	Yes	0.15	NP	NaN	46	ln(x)	ShapiroWilk
Barium (mg/L)	GWA-50 (bg)	Yes	0.098	NP	NaN	40	ln(x)	ShapiroWilk
Barium (mg/L)	GWA-50R (bg)	Yes	0.14,0.12,0.12	NP	NaN	40	ln(x)	ShapiroWilk
Barium (mg/L)	GWC-5	Yes	0.13	NP	NaN	46	ln(x)	ShapiroWilk
Barium (mg/L)	GWC-6	Yes	0.1,0.11,0.096	NP	NaN	46	ln(x)	ShapiroWilk
Barium (mg/L)	GWC-8RR	Yes	0.17	NP	NaN	46	ln(x)	ShapiroWilk
Barium (mg/L)	GWC-9	Yes	0.12,0.16,0.15	NP	NaN	46	ln(x)	ShapiroWilk
Barium (mg/L)	GWC-10	Yes	0.1,0.12,0.11	NP	NaN	46	ln(x)	ShapiroWilk
Barium (mg/L)	GWC-11	Yes	0.12	NP	NaN	46	ln(x)	ShapiroWilk
Barium (mg/L)	GWC-12	Yes	0.13,0.13,0.13,0.07,0.11	NP	NaN	46	ln(x)	ShapiroWilk
Barium (mg/L)	GWC-15Z	Yes	0.088	NP	NaN	46	ln(x)	ShapiroWilk
Barium (mg/L)	GWC-45	Yes	0.032,0.11,0.11,0.1,0.1,0.071	NP	NaN	46	ln(x)	ShapiroWilk
Barium (mg/L)	GWC-49R	Yes	0.026,0.025	NP	NaN	25	ln(x)	ShapiroWilk
Boron (mg/L)	GWC-13RZ	Yes	0.04,0.04,0.04,0.04	NP	NaN	25	ln(x)	ShapiroWilk
Calcium (mg/L)	GWC-5	Yes	12.1	NP	NaN	25	ln(x)	ShapiroWilk
Calcium (mg/L)	GWC-8Z	Yes	43.7,9.6,10.4	NP	NaN	25	ln(x)	ShapiroWilk
Chromium (mg/L)	GWA-2 (bg)	Yes	0.039,0.059,0.0067,0.03,0.0062,0.009,0.0022,0.001	NP	NaN	46	ln(x)	ShapiroWilk
Chromium (mg/L)	GWA-43 (bg)	Yes	0.0007,0.0004,0.0008,0.00051,0.0016	NP	NaN	25	sqrt(x)	ShapiroWilk
Chromium (mg/L)	GWC-6RZ	Yes	0.0076	NP	NaN	29	ln(x)	ShapiroWilk
Chromium (mg/L)	GWC-7Z	Yes	0.056,0.16,0.067	NP	NaN	46	ln(x)	ShapiroWilk
Chromium (mg/L)	GWC-11	Yes	0.025	NP	NaN	46	sqrt(x)	ShapiroWilk
Chromium (mg/L)	GWC-13RZ	Yes	0.0042,0.019,0.002,0.002,0.002,0.0015,0.0017,0.00	NP	NaN	46	ln(x)	ShapiroWilk
Chromium (mg/L)	GWC-14Z	Yes	0.083,0.043,0.0005,0.0005,0.0006,0.0006,0.00046,0	NP	NaN	46	ln(x)	ShapiroWilk
Chromium (mg/L)	GWC-15R	Yes	0.031	NP	NaN	46	x^(1/3)	ShapiroWilk
Chromium (mg/L)	GWC-47R	Yes	0.018	NP	NaN	25	ln(x)	ShapiroWilk
Cobalt (mg/L)	GWC-9	Yes	0.13,0.0013,0.0006,0.00064,0.0017,0.00044,0.00043	NP	NaN	46	ln(x)	ShapiroWilk
Cobalt (mg/L)	GWC-12	Yes	0.00065,0.00065,0.00065,0.008,0.98,0.01,0.0073	NP	NaN	46	ln(x)	ShapiroWilk
Copper (mg/L)	GWA-4RZ (bg)	Yes	0.0079,0.02,0.017,0.0023,0.0004,0.00045,0.0002	NP	NaN	32	x^(1/3)	ShapiroWilk
Copper (mg/L)	GWA-43 (bg)	Yes	0.00036,0.00035	NP	NaN	24	ln(x)	ShapiroWilk
Copper (mg/L)	GWC-6	Yes	0.0069,0.001,0.00091,0.0011,0.0018	NP	NaN	41	x^2	ShapiroWilk
Copper (mg/L)	GWC-7Z	Yes	0.014,0.014,0.033,0.00093,0.0004,0.0006,0.00025,0	NP	NaN	40	x^(1/3)	ShapiroWilk
Copper (mg/L)	GWC-48	Yes	0.0005,0.0003,0.00035,0.00045	NP	NaN	24	ln(x)	ShapiroWilk
Copper (mg/L)	GWC-49Z	Yes	0.0003,0.00021,0.00035,0.00061	NP	NaN	24	ln(x)	ShapiroWilk
Fluoride (mg/L)	GWA-2 (bg)	Yes	1.1	NP	NaN	25	ln(x)	ShapiroWilk
Fluoride (mg/L)	GWA-3A (bg)	Yes	0.053,0.055,0.055,0.055	NP	NaN	24	x^2	ShapiroWilk
Fluoride (mg/L)	GWA-43R (bg)	Yes	0.0141,0.0141,0.02	NP	NaN	25	normal	ShapiroWilk
Fluoride (mg/L)	GWC-5	Yes	0.0207,0.02	NP	NaN	25	normal	ShapiroWilk
Fluoride (mg/L)	GWC-13	Yes	0.24	NP	NaN	25	x^(1/3)	ShapiroWilk
Fluoride (mg/L)	GWC-15R	Yes	0.027,0.0233	NP	NaN	25	sqrt(x)	ShapiroWilk
Lead (mg/L)	GWA-41R (bg)	Yes	0.000049	NP	NaN	25	ln(x)	ShapiroWilk
Lead (mg/L)	GWC-45	Yes	0.047	NP	NaN	46	ln(x)	ShapiroWilk
Nickel (mg/L)	GWA-4RZ (bg)	Yes	0.0095,0.0017,0.011,0.0023,0.0025,0.00032,0.00034	NP	NaN	32	normal	ShapiroWilk
Nickel (mg/L)	GWA-39Z (bg)	Yes	0.04	NP	NaN	24	ln(x)	ShapiroWilk
Nickel (mg/L)	GWA-42 (bg)	Yes	0.005,0.005,0.005,0.005	NP	NaN	24	ln(x)	ShapiroWilk
Nickel (mg/L)	GWC-7Z	Yes	0.035,0.11,0.048,0.0011,0.0011,0.0012,0.00099,0.0	NP	NaN	40	ln(x)	ShapiroWilk
Nickel (mg/L)	GWC-15R	Yes	0.014	NP	NaN	41	sqrt(x)	ShapiroWilk
Nickel (mg/L)	GWC-45	Yes	0.53	NP	NaN	45	ln(x)	ShapiroWilk
Sulfate (mg/L)	GWA-40 (bg)	Yes	4.2,7.4,3.8	NP	NaN	26	ln(x)	ShapiroWilk
Sulfate (mg/L)	GWA-43 (bg)	Yes	1.96	NP	NaN	25	sqrt(x)	ShapiroWilk
TDS (mg/L)	GWA-50 (bg)	Yes	147	NP	NaN	25	ln(x)	ShapiroWilk
TDS (mg/L)	GWC-6	Yes	168	NP	NaN	25	ln(x)	ShapiroWilk
TDS (mg/L)	GWC-15Z	Yes	53,214,54	NP	NaN	25	normal	ShapiroWilk
Vanadium (mg/L)	GWC-8RR	Yes	0.0076,0.009,0.0072,0.0066,0.045,0.011,0.029,0.03	NP	NaN	41	ln(x)	ShapiroWilk
Vanadium (mg/L)	GWC-8Z	Yes	0.012,0.011,0.0013	NP	NaN	44	x^(1/3)	ShapiroWilk
Zinc (mg/L)	GWA-42 (bg)	Yes	0.0162	NP	NaN	24	ln(x)	ShapiroWilk
Zinc (mg/L)	GWC-6	Yes	0.048,0.055,0.045	NP	NaN	41	ln(x)	ShapiroWilk
Zinc (mg/L)	GWC-7Z	Yes	0.19	NP	NaN	40	ln(x)	ShapiroWilk
Zinc (mg/L)	GWC-8RR	Yes	0.24,0.098	NP	NaN	41	ln(x)	ShapiroWilk

Tukey's Outlier Test - Significant Results

Plant Bowen Client: Southern Company Data: Bowen 1, 2, 9, & 10 Printed 6/9/2026, 2:52 PM

Constituent	Well	Outlier	Value(s)	Method	Alpha	N	Distribution	Normality Test
Zinc (mg/L)	**GWC-13**	**Yes**	**0.087,0.067,0.00077**	**NP**	**NaN**	**41**	**ln(x)**	**ShapiroWilk**
Zinc (mg/L)	**GWC-49R**	**Yes**	**0.0022,0.0023**	**NP**	**NaN**	**24**	**ln(x)**	**ShapiroWilk**

Tukey's Outlier Test - All Results

Plant Bowen Client: Southern Company Data: Bowen 1, 2, 9, & 10 Printed 6/9/2026, 2:52 PM

Constituent	Well	Outlier	Value(s)	Method	Alpha	N	Distribution	Normality Test
Antimony (mg/L)	GWA-1 (bg)	No	n/a	NP	NaN	46	ln(x)	ShapiroWilk
Antimony (mg/L)	GWA-2 (bg)	n/a	n/a	NP	NaN	46	unknown	ShapiroWilk
Antimony (mg/L)	GWA-2R (bg)	No	n/a	NP	NaN	46	ln(x)	ShapiroWilk
Antimony (mg/L)	GWA-3A (bg)	n/a	n/a	NP	NaN	45	unknown	ShapiroWilk
Antimony (mg/L)	GWA-4RZ (bg)	No	n/a	NP	NaN	39	x^3	ShapiroWilk
Antimony (mg/L)	GWA-39RZ (bg)	No	n/a	NP	NaN	23	ln(x)	ShapiroWilk
Antimony (mg/L)	GWA-39Z (bg)	No	n/a	NP	NaN	25	sqrt(x)	ShapiroWilk
Antimony (mg/L)	GWA-40 (bg)	n/a	n/a	NP	NaN	25	unknown	ShapiroWilk
Antimony (mg/L)	GWA-41 (bg)	n/a	n/a	NP	NaN	25	unknown	ShapiroWilk
Antimony (mg/L)	**GWA-41R (bg)**	**Yes**	**0.0089**	**NP**	**NaN**	**25**	**x^(1/3)**	**ShapiroWilk**
Antimony (mg/L)	GWA-42 (bg)	n/a	n/a	NP	NaN	25	unknown	ShapiroWilk
Antimony (mg/L)	GWA-43 (bg)	n/a	n/a	NP	NaN	25	unknown	ShapiroWilk
Antimony (mg/L)	GWA-43R (bg)	No	n/a	NP	NaN	25	normal	ShapiroWilk
Antimony (mg/L)	GWA-50 (bg)	n/a	n/a	NP	NaN	40	unknown	ShapiroWilk
Antimony (mg/L)	GWA-50R (bg)	n/a	n/a	NP	NaN	40	unknown	ShapiroWilk
Antimony (mg/L)	GWC-5	n/a	n/a	NP	NaN	46	unknown	ShapiroWilk
Antimony (mg/L)	GWC-6	n/a	n/a	NP	NaN	46	unknown	ShapiroWilk
Antimony (mg/L)	GWC-6RZ	n/a	n/a	NP	NaN	29	unknown	ShapiroWilk
Antimony (mg/L)	GWC-7Z	No	n/a	NP	NaN	46	normal	ShapiroWilk
Antimony (mg/L)	GWC-8RR	n/a	n/a	NP	NaN	46	unknown	ShapiroWilk
Antimony (mg/L)	GWC-8Z	n/a	n/a	NP	NaN	49	unknown	ShapiroWilk
Antimony (mg/L)	GWC-9	n/a	n/a	NP	NaN	46	unknown	ShapiroWilk
Antimony (mg/L)	GWC-10	n/a	n/a	NP	NaN	46	unknown	ShapiroWilk
Antimony (mg/L)	GWC-10R	n/a	n/a	NP	NaN	46	unknown	ShapiroWilk
Antimony (mg/L)	GWC-11	n/a	n/a	NP	NaN	46	unknown	ShapiroWilk
Antimony (mg/L)	GWC-11R	n/a	n/a	NP	NaN	47	unknown	ShapiroWilk
Antimony (mg/L)	GWC-12	n/a	n/a	NP	NaN	46	unknown	ShapiroWilk
Antimony (mg/L)	GWC-13	n/a	n/a	NP	NaN	46	unknown	ShapiroWilk
Antimony (mg/L)	**GWC-13RZ**	**Yes**	**0.007,0.01,0.011,0.011,0.018,0.0083,0.00057**	**NP**	**NaN**	**46**	**ln(x)**	**ShapiroWilk**
Antimony (mg/L)	GWC-14Z	n/a	n/a	NP	NaN	46	unknown	ShapiroWilk
Antimony (mg/L)	**GWC-15R**	**Yes**	**0.0072,0.00727,0.00649,0.0106,0.0098,0.0008,0.000**	**NP**	**NaN**	**46**	**ln(x)**	**ShapiroWilk**
Antimony (mg/L)	GWC-15Z	n/a	n/a	NP	NaN	46	unknown	ShapiroWilk
Antimony (mg/L)	GWC-44	n/a	n/a	NP	NaN	25	unknown	ShapiroWilk
Antimony (mg/L)	**GWC-45**	**Yes**	**0.014,0.013**	**NP**	**NaN**	**49**	**ln(x)**	**ShapiroWilk**
Antimony (mg/L)	GWC-45R	n/a	n/a	NP	NaN	46	unknown	ShapiroWilk
Antimony (mg/L)	GWC-46R	n/a	n/a	NP	NaN	26	unknown	ShapiroWilk
Antimony (mg/L)	GWC-47	n/a	n/a	NP	NaN	25	unknown	ShapiroWilk
Antimony (mg/L)	GWC-47R	No	n/a	NP	NaN	25	ln(x)	ShapiroWilk
Antimony (mg/L)	GWC-48	n/a	n/a	NP	NaN	25	unknown	ShapiroWilk
Antimony (mg/L)	GWC-49R	No	n/a	NP	NaN	25	x^2	ShapiroWilk
Antimony (mg/L)	GWC-49Z	No	n/a	NP	NaN	25	normal	ShapiroWilk
Arsenic (mg/L)	GWA-1 (bg)	n/a	n/a	NP	NaN	46	unknown	ShapiroWilk
Arsenic (mg/L)	GWA-2 (bg)	n/a	n/a	NP	NaN	46	unknown	ShapiroWilk
Arsenic (mg/L)	GWA-2R (bg)	n/a	n/a	NP	NaN	46	unknown	ShapiroWilk
Arsenic (mg/L)	GWA-3A (bg)	n/a	n/a	NP	NaN	45	unknown	ShapiroWilk
Arsenic (mg/L)	GWA-4RZ (bg)	No	n/a	NP	NaN	39	x^(1/3)	ShapiroWilk
Arsenic (mg/L)	GWA-39RZ (bg)	No	n/a	NP	NaN	23	ln(x)	ShapiroWilk
Arsenic (mg/L)	GWA-39Z (bg)	n/a	n/a	NP	NaN	25	unknown	ShapiroWilk
Arsenic (mg/L)	GWA-40 (bg)	n/a	n/a	NP	NaN	25	unknown	ShapiroWilk
Arsenic (mg/L)	GWA-41 (bg)	n/a	n/a	NP	NaN	25	unknown	ShapiroWilk
Arsenic (mg/L)	**GWA-41R (bg)**	**Yes**	**0.0008,0.0011,0.001,0.00093**	**NP**	**NaN**	**25**	**ln(x)**	**ShapiroWilk**
Arsenic (mg/L)	GWA-42 (bg)	n/a	n/a	NP	NaN	25	unknown	ShapiroWilk
Arsenic (mg/L)	GWA-43 (bg)	n/a	n/a	NP	NaN	25	unknown	ShapiroWilk
Arsenic (mg/L)	GWA-43R (bg)	n/a	n/a	NP	NaN	25	unknown	ShapiroWilk
Arsenic (mg/L)	GWA-50 (bg)	No	n/a	NP	NaN	40	normal	ShapiroWilk
Arsenic (mg/L)	GWA-50R (bg)	n/a	n/a	NP	NaN	40	unknown	ShapiroWilk
Arsenic (mg/L)	GWC-5	n/a	n/a	NP	NaN	46	unknown	ShapiroWilk
Arsenic (mg/L)	GWC-6	n/a	n/a	NP	NaN	46	unknown	ShapiroWilk
Arsenic (mg/L)	GWC-6RZ	n/a	n/a	NP	NaN	29	unknown	ShapiroWilk
Arsenic (mg/L)	**GWC-7Z**	**Yes**	**0.015,0.0042,0.00077,0.00044**	**NP**	**NaN**	**46**	**ln(x)**	**ShapiroWilk**
Arsenic (mg/L)	GWC-8RR	n/a	n/a	NP	NaN	46	unknown	ShapiroWilk
Arsenic (mg/L)	GWC-8Z	n/a	n/a	NP	NaN	49	unknown	ShapiroWilk
Arsenic (mg/L)	GWC-9	n/a	n/a	NP	NaN	46	unknown	ShapiroWilk
Arsenic (mg/L)	GWC-10	n/a	n/a	NP	NaN	46	unknown	ShapiroWilk
Arsenic (mg/L)	GWC-10R	n/a	n/a	NP	NaN	46	unknown	ShapiroWilk

Tukey's Outlier Test - All Results

Plant Bowen Client: Southern Company Data: Bowen 1, 2, 9, & 10 Printed 6/9/2026, 2:52 PM

Constituent	Well	Outlier	Value(s)	Method	Alpha	N	Distribution	Normality Test
Arsenic (mg/L)	GWC-11	n/a	n/a	NP	NaN	46	unknown	ShapiroWilk
Arsenic (mg/L)	GWC-11R	No	n/a	NP	NaN	46	normal	ShapiroWilk
Arsenic (mg/L)	GWC-12	No	n/a	NP	NaN	46	ln(x)	ShapiroWilk
Arsenic (mg/L)	GWC-13	n/a	n/a	NP	NaN	46	unknown	ShapiroWilk
Arsenic (mg/L)	**GWC-13RZ**	**Yes**	**0.02,0.016**	**NP**	**NaN**	**46**	**ln(x)**	**ShapiroWilk**
Arsenic (mg/L)	GWC-14Z	n/a	n/a	NP	NaN	46	unknown	ShapiroWilk
Arsenic (mg/L)	GWC-15R	n/a	n/a	NP	NaN	46	unknown	ShapiroWilk
Arsenic (mg/L)	GWC-15Z	n/a	n/a	NP	NaN	46	unknown	ShapiroWilk
Arsenic (mg/L)	GWC-44	n/a	n/a	NP	NaN	25	unknown	ShapiroWilk
Arsenic (mg/L)	GWC-45	n/a	n/a	NP	NaN	46	unknown	ShapiroWilk
Arsenic (mg/L)	GWC-45R	n/a	n/a	NP	NaN	46	unknown	ShapiroWilk
Arsenic (mg/L)	GWC-46R	n/a	n/a	NP	NaN	26	unknown	ShapiroWilk
Arsenic (mg/L)	GWC-47	n/a	n/a	NP	NaN	25	unknown	ShapiroWilk
Arsenic (mg/L)	GWC-47R	No	n/a	NP	NaN	25	x^(1/3)	ShapiroWilk
Arsenic (mg/L)	GWC-48	n/a	n/a	NP	NaN	25	unknown	ShapiroWilk
Arsenic (mg/L)	GWC-49R	n/a	n/a	NP	NaN	25	unknown	ShapiroWilk
Arsenic (mg/L)	GWC-49Z	n/a	n/a	NP	NaN	25	unknown	ShapiroWilk
Barium (mg/L)	**GWA-1 (bg)**	**Yes**	**0.15**	**NP**	**NaN**	**46**	**ln(x)**	**ShapiroWilk**
Barium (mg/L)	GWA-2 (bg)	No	n/a	NP	NaN	46	ln(x)	ShapiroWilk
Barium (mg/L)	GWA-2R (bg)	No	n/a	NP	NaN	46	ln(x)	ShapiroWilk
Barium (mg/L)	GWA-3A (bg)	No	n/a	NP	NaN	45	ln(x)	ShapiroWilk
Barium (mg/L)	GWA-4RZ (bg)	No	n/a	NP	NaN	39	sqrt(x)	ShapiroWilk
Barium (mg/L)	GWA-39RZ (bg)	No	n/a	NP	NaN	23	ln(x)	ShapiroWilk
Barium (mg/L)	GWA-39Z (bg)	No	n/a	NP	NaN	25	sqrt(x)	ShapiroWilk
Barium (mg/L)	GWA-40 (bg)	No	n/a	NP	NaN	25	ln(x)	ShapiroWilk
Barium (mg/L)	GWA-41 (bg)	No	n/a	NP	NaN	25	normal	ShapiroWilk
Barium (mg/L)	GWA-41R (bg)	No	n/a	NP	NaN	25	normal	ShapiroWilk
Barium (mg/L)	GWA-42 (bg)	No	n/a	NP	NaN	25	ln(x)	ShapiroWilk
Barium (mg/L)	GWA-43 (bg)	No	n/a	NP	NaN	25	ln(x)	ShapiroWilk
Barium (mg/L)	GWA-43R (bg)	No	n/a	NP	NaN	25	ln(x)	ShapiroWilk
Barium (mg/L)	**GWA-50 (bg)**	**Yes**	**0.098**	**NP**	**NaN**	**40**	**ln(x)**	**ShapiroWilk**
Barium (mg/L)	**GWA-50R (bg)**	**Yes**	**0.14,0.12,0.12**	**NP**	**NaN**	**40**	**ln(x)**	**ShapiroWilk**
Barium (mg/L)	**GWC-5**	**Yes**	**0.13**	**NP**	**NaN**	**46**	**ln(x)**	**ShapiroWilk**
Barium (mg/L)	**GWC-6**	**Yes**	**0.1,0.11,0.096**	**NP**	**NaN**	**46**	**ln(x)**	**ShapiroWilk**
Barium (mg/L)	GWC-6RZ	No	n/a	NP	NaN	29	ln(x)	ShapiroWilk
Barium (mg/L)	GWC-7Z	No	n/a	NP	NaN	46	ln(x)	ShapiroWilk
Barium (mg/L)	**GWC-8RR**	**Yes**	**0.17**	**NP**	**NaN**	**46**	**ln(x)**	**ShapiroWilk**
Barium (mg/L)	GWC-8Z	No	n/a	NP	NaN	49	ln(x)	ShapiroWilk
Barium (mg/L)	**GWC-9**	**Yes**	**0.12,0.16,0.15**	**NP**	**NaN**	**46**	**ln(x)**	**ShapiroWilk**
Barium (mg/L)	**GWC-10**	**Yes**	**0.1,0.12,0.11**	**NP**	**NaN**	**46**	**ln(x)**	**ShapiroWilk**
Barium (mg/L)	GWC-10R	No	n/a	NP	NaN	46	x^(1/3)	ShapiroWilk
Barium (mg/L)	**GWC-11**	**Yes**	**0.12**	**NP**	**NaN**	**46**	**ln(x)**	**ShapiroWilk**
Barium (mg/L)	GWC-11R	No	n/a	NP	NaN	46	x^2	ShapiroWilk
Barium (mg/L)	**GWC-12**	**Yes**	**0.13,0.13,0.13,0.07,0.11**	**NP**	**NaN**	**46**	**ln(x)**	**ShapiroWilk**
Barium (mg/L)	GWC-13	No	n/a	NP	NaN	46	ln(x)	ShapiroWilk
Barium (mg/L)	GWC-13RZ	No	n/a	NP	NaN	47	sqrt(x)	ShapiroWilk
Barium (mg/L)	GWC-14Z	No	n/a	NP	NaN	46	ln(x)	ShapiroWilk
Barium (mg/L)	GWC-15R	No	n/a	NP	NaN	46	ln(x)	ShapiroWilk
Barium (mg/L)	**GWC-15Z**	**Yes**	**0.088**	**NP**	**NaN**	**46**	**ln(x)**	**ShapiroWilk**
Barium (mg/L)	GWC-44	No	n/a	NP	NaN	25	sqrt(x)	ShapiroWilk
Barium (mg/L)	**GWC-45**	**Yes**	**0.032,0.11,0.11,0.1,0.1,0.071**	**NP**	**NaN**	**46**	**ln(x)**	**ShapiroWilk**
Barium (mg/L)	GWC-45R	No	n/a	NP	NaN	46	normal	ShapiroWilk
Barium (mg/L)	GWC-46R	No	n/a	NP	NaN	26	ln(x)	ShapiroWilk
Barium (mg/L)	GWC-47	No	n/a	NP	NaN	25	ln(x)	ShapiroWilk
Barium (mg/L)	GWC-47R	No	n/a	NP	NaN	25	ln(x)	ShapiroWilk
Barium (mg/L)	GWC-48	No	n/a	NP	NaN	26	normal	ShapiroWilk
Barium (mg/L)	**GWC-49R**	**Yes**	**0.026,0.025**	**NP**	**NaN**	**25**	**ln(x)**	**ShapiroWilk**
Barium (mg/L)	GWC-49Z	No	n/a	NP	NaN	25	ln(x)	ShapiroWilk
Beryllium (mg/L)	GWA-1 (bg)	n/a	n/a	NP	NaN	46	unknown	ShapiroWilk
Beryllium (mg/L)	GWA-2 (bg)	No	n/a	NP	NaN	46	normal	ShapiroWilk
Beryllium (mg/L)	GWA-2R (bg)	No	n/a	NP	NaN	46	normal	ShapiroWilk
Beryllium (mg/L)	GWA-3A (bg)	No	n/a	NP	NaN	45	normal	ShapiroWilk
Beryllium (mg/L)	GWA-4RZ (bg)	n/a	n/a	NP	NaN	39	unknown	ShapiroWilk
Beryllium (mg/L)	GWA-39RZ (bg)	No	n/a	NP	NaN	23	normal	ShapiroWilk
Beryllium (mg/L)	GWA-39Z (bg)	No	n/a	NP	NaN	25	normal	ShapiroWilk

Tukey's Outlier Test - All Results

Plant Bowen Client: Southern Company Data: Bowen 1, 2, 9, & 10 Printed 6/9/2026, 2:52 PM

Constituent	Well	Outlier	Value(s)	Method	Alpha	N	Distribution	Normality Test
Beryllium (mg/L)	GWA-40 (bg)	No	n/a	NP	NaN	25	normal	ShapiroWilk
Beryllium (mg/L)	GWA-41 (bg)	No	n/a	NP	NaN	25	normal	ShapiroWilk
Beryllium (mg/L)	GWA-41R (bg)	n/a	n/a	NP	NaN	25	unknown	ShapiroWilk
Beryllium (mg/L)	GWA-42 (bg)	No	n/a	NP	NaN	25	ln(x)	ShapiroWilk
Beryllium (mg/L)	GWA-43 (bg)	n/a	n/a	NP	NaN	25	unknown	ShapiroWilk
Beryllium (mg/L)	GWA-43R (bg)	n/a	n/a	NP	NaN	25	unknown	ShapiroWilk
Beryllium (mg/L)	GWA-50 (bg)	No	n/a	NP	NaN	40	normal	ShapiroWilk
Beryllium (mg/L)	GWA-50R (bg)	n/a	n/a	NP	NaN	40	unknown	ShapiroWilk
Beryllium (mg/L)	GWC-5	No	n/a	NP	NaN	47	sqrt(x)	ShapiroWilk
Beryllium (mg/L)	GWC-6	n/a	n/a	NP	NaN	46	unknown	ShapiroWilk
Beryllium (mg/L)	GWC-6RZ	No	n/a	NP	NaN	29	ln(x)	ShapiroWilk
Beryllium (mg/L)	GWC-7Z	n/a	n/a	NP	NaN	46	unknown	ShapiroWilk
Beryllium (mg/L)	GWC-8RR	n/a	n/a	NP	NaN	46	unknown	ShapiroWilk
Beryllium (mg/L)	GWC-8Z	n/a	n/a	NP	NaN	49	unknown	ShapiroWilk
Beryllium (mg/L)	GWC-9	No	n/a	NP	NaN	46	ln(x)	ShapiroWilk
Beryllium (mg/L)	GWC-10	No	n/a	NP	NaN	46	ln(x)	ShapiroWilk
Beryllium (mg/L)	GWC-10R	No	n/a	NP	NaN	46	normal	ShapiroWilk
Beryllium (mg/L)	GWC-11	n/a	n/a	NP	NaN	46	unknown	ShapiroWilk
Beryllium (mg/L)	GWC-11R	No	n/a	NP	NaN	46	normal	ShapiroWilk
Beryllium (mg/L)	GWC-12	No	n/a	NP	NaN	46	normal	ShapiroWilk
Beryllium (mg/L)	GWC-13	No	n/a	NP	NaN	46	ln(x)	ShapiroWilk
Beryllium (mg/L)	GWC-13RZ	n/a	n/a	NP	NaN	46	unknown	ShapiroWilk
Beryllium (mg/L)	GWC-14Z	No	n/a	NP	NaN	46	ln(x)	ShapiroWilk
Beryllium (mg/L)	GWC-15R	No	n/a	NP	NaN	46	normal	ShapiroWilk
Beryllium (mg/L)	GWC-15Z	No	n/a	NP	NaN	46	normal	ShapiroWilk
Beryllium (mg/L)	GWC-44	No	n/a	NP	NaN	25	ln(x)	ShapiroWilk
Beryllium (mg/L)	GWC-45	No	n/a	NP	NaN	46	normal	ShapiroWilk
Beryllium (mg/L)	GWC-45R	n/a	n/a	NP	NaN	46	unknown	ShapiroWilk
Beryllium (mg/L)	GWC-46R	No	n/a	NP	NaN	26	normal	ShapiroWilk
Beryllium (mg/L)	GWC-47	n/a	n/a	NP	NaN	25	unknown	ShapiroWilk
Beryllium (mg/L)	GWC-47R	n/a	n/a	NP	NaN	25	unknown	ShapiroWilk
Beryllium (mg/L)	GWC-48	No	n/a	NP	NaN	25	x^(1/3)	ShapiroWilk
Beryllium (mg/L)	GWC-49R	No	n/a	NP	NaN	25	normal	ShapiroWilk
Beryllium (mg/L)	GWC-49Z	No	n/a	NP	NaN	25	normal	ShapiroWilk
Boron (mg/L)	GWA-1 (bg)	No	n/a	NP	NaN	25	ln(x)	ShapiroWilk
Boron (mg/L)	GWA-2 (bg)	No	n/a	NP	NaN	25	ln(x)	ShapiroWilk
Boron (mg/L)	GWA-2R (bg)	No	n/a	NP	NaN	25	ln(x)	ShapiroWilk
Boron (mg/L)	GWA-3A (bg)	n/a	n/a	NP	NaN	24	unknown	ShapiroWilk
Boron (mg/L)	GWA-4RZ (bg)	No	n/a	NP	NaN	25	ln(x)	ShapiroWilk
Boron (mg/L)	GWA-39RZ (bg)	No	n/a	NP	NaN	23	ln(x)	ShapiroWilk
Boron (mg/L)	GWA-39Z (bg)	No	n/a	NP	NaN	25	x^(1/3)	ShapiroWilk
Boron (mg/L)	GWA-40 (bg)	n/a	n/a	NP	NaN	25	unknown	ShapiroWilk
Boron (mg/L)	GWA-41 (bg)	No	n/a	NP	NaN	25	ln(x)	ShapiroWilk
Boron (mg/L)	GWA-41R (bg)	No	n/a	NP	NaN	25	ln(x)	ShapiroWilk
Boron (mg/L)	GWA-42 (bg)	n/a	n/a	NP	NaN	25	unknown	ShapiroWilk
Boron (mg/L)	GWA-43 (bg)	n/a	n/a	NP	NaN	25	unknown	ShapiroWilk
Boron (mg/L)	GWA-43R (bg)	No	n/a	NP	NaN	25	ln(x)	ShapiroWilk
Boron (mg/L)	GWA-50 (bg)	n/a	n/a	NP	NaN	25	unknown	ShapiroWilk
Boron (mg/L)	GWA-50R (bg)	n/a	n/a	NP	NaN	25	unknown	ShapiroWilk
Boron (mg/L)	GWC-5	n/a	n/a	NP	NaN	25	unknown	ShapiroWilk
Boron (mg/L)	GWC-6	n/a	n/a	NP	NaN	25	unknown	ShapiroWilk
Boron (mg/L)	GWC-6RZ	n/a	n/a	NP	NaN	25	unknown	ShapiroWilk
Boron (mg/L)	GWC-7Z	No	n/a	NP	NaN	25	ln(x)	ShapiroWilk
Boron (mg/L)	GWC-8RR	n/a	n/a	NP	NaN	25	unknown	ShapiroWilk
Boron (mg/L)	GWC-8Z	n/a	n/a	NP	NaN	25	unknown	ShapiroWilk
Boron (mg/L)	GWC-9	n/a	n/a	NP	NaN	25	unknown	ShapiroWilk
Boron (mg/L)	GWC-10	n/a	n/a	NP	NaN	25	unknown	ShapiroWilk
Boron (mg/L)	GWC-10R	n/a	n/a	NP	NaN	25	unknown	ShapiroWilk
Boron (mg/L)	GWC-11	n/a	n/a	NP	NaN	25	unknown	ShapiroWilk
Boron (mg/L)	GWC-11R	n/a	n/a	NP	NaN	25	unknown	ShapiroWilk
Boron (mg/L)	GWC-12	No	n/a	NP	NaN	25	normal	ShapiroWilk
Boron (mg/L)	GWC-13	No	n/a	NP	NaN	25	ln(x)	ShapiroWilk
Boron (mg/L)	**GWC-13RZ**	**Yes**	**0.04,0.04,0.04,0.04**	**NP**	**NaN**	**25**	**ln(x)**	**ShapiroWilk**
Boron (mg/L)	GWC-14Z	n/a	n/a	NP	NaN	25	unknown	ShapiroWilk
Boron (mg/L)	GWC-15R	No	n/a	NP	NaN	25	ln(x)	ShapiroWilk

Tukey's Outlier Test - All Results

Plant Bowen Client: Southern Company Data: Bowen 1, 2, 9, & 10 Printed 6/9/2026, 2:52 PM

Constituent	Well	Outlier	Value(s)	Method	Alpha	N	Distribution	Normality Test
Boron (mg/L)	GWC-15Z	n/a	n/a	NP	NaN	25	unknown	ShapiroWilk
Boron (mg/L)	GWC-44	No	n/a	NP	NaN	25	ln(x)	ShapiroWilk
Boron (mg/L)	GWC-45	n/a	n/a	NP	NaN	25	unknown	ShapiroWilk
Boron (mg/L)	GWC-45R	No	n/a	NP	NaN	25	ln(x)	ShapiroWilk
Boron (mg/L)	GWC-46R	n/a	n/a	NP	NaN	26	unknown	ShapiroWilk
Boron (mg/L)	GWC-47	n/a	n/a	NP	NaN	25	unknown	ShapiroWilk
Boron (mg/L)	GWC-47R	n/a	n/a	NP	NaN	25	unknown	ShapiroWilk
Boron (mg/L)	GWC-48	n/a	n/a	NP	NaN	25	unknown	ShapiroWilk
Boron (mg/L)	GWC-49R	n/a	n/a	NP	NaN	25	unknown	ShapiroWilk
Boron (mg/L)	GWC-49Z	No	n/a	NP	NaN	25	ln(x)	ShapiroWilk
Cadmium (mg/L)	GWA-1 (bg)	n/a	n/a	NP	NaN	46	unknown	ShapiroWilk
Cadmium (mg/L)	GWA-2 (bg)	No	n/a	NP	NaN	46	normal	ShapiroWilk
Cadmium (mg/L)	GWA-2R (bg)	No	n/a	NP	NaN	46	normal	ShapiroWilk
Cadmium (mg/L)	GWA-3A (bg)	No	n/a	NP	NaN	45	normal	ShapiroWilk
Cadmium (mg/L)	GWA-4RZ (bg)	No	n/a	NP	NaN	39	normal	ShapiroWilk
Cadmium (mg/L)	GWA-39RZ (bg)	No	n/a	NP	NaN	23	normal	ShapiroWilk
Cadmium (mg/L)	GWA-39Z (bg)	n/a	n/a	NP	NaN	25	unknown	ShapiroWilk
Cadmium (mg/L)	GWA-40 (bg)	No	n/a	NP	NaN	25	normal	ShapiroWilk
Cadmium (mg/L)	GWA-41 (bg)	No	n/a	NP	NaN	25	normal	ShapiroWilk
Cadmium (mg/L)	GWA-41R (bg)	No	n/a	NP	NaN	25	normal	ShapiroWilk
Cadmium (mg/L)	GWA-42 (bg)	No	n/a	NP	NaN	25	ln(x)	ShapiroWilk
Cadmium (mg/L)	GWA-43 (bg)	n/a	n/a	NP	NaN	25	unknown	ShapiroWilk
Cadmium (mg/L)	GWA-43R (bg)	No	n/a	NP	NaN	25	normal	ShapiroWilk
Cadmium (mg/L)	GWA-50 (bg)	n/a	n/a	NP	NaN	40	unknown	ShapiroWilk
Cadmium (mg/L)	GWA-50R (bg)	No	n/a	NP	NaN	40	normal	ShapiroWilk
Cadmium (mg/L)	GWC-5	n/a	n/a	NP	NaN	46	unknown	ShapiroWilk
Cadmium (mg/L)	GWC-6	n/a	n/a	NP	NaN	46	unknown	ShapiroWilk
Cadmium (mg/L)	GWC-6RZ	No	n/a	NP	NaN	29	normal	ShapiroWilk
Cadmium (mg/L)	GWC-7Z	n/a	n/a	NP	NaN	46	unknown	ShapiroWilk
Cadmium (mg/L)	GWC-8RR	n/a	n/a	NP	NaN	46	unknown	ShapiroWilk
Cadmium (mg/L)	GWC-8Z	n/a	n/a	NP	NaN	49	unknown	ShapiroWilk
Cadmium (mg/L)	GWC-9	No	n/a	NP	NaN	46	normal	ShapiroWilk
Cadmium (mg/L)	GWC-10	n/a	n/a	NP	NaN	46	unknown	ShapiroWilk
Cadmium (mg/L)	GWC-10R	n/a	n/a	NP	NaN	46	unknown	ShapiroWilk
Cadmium (mg/L)	GWC-11	No	n/a	NP	NaN	46	normal	ShapiroWilk
Cadmium (mg/L)	GWC-11R	n/a	n/a	NP	NaN	46	unknown	ShapiroWilk
Cadmium (mg/L)	GWC-12	No	n/a	NP	NaN	47	sqrt(x)	ShapiroWilk
Cadmium (mg/L)	GWC-13	No	n/a	NP	NaN	46	normal	ShapiroWilk
Cadmium (mg/L)	GWC-13RZ	No	n/a	NP	NaN	46	normal	ShapiroWilk
Cadmium (mg/L)	GWC-14Z	n/a	n/a	NP	NaN	46	unknown	ShapiroWilk
Cadmium (mg/L)	GWC-15R	n/a	n/a	NP	NaN	46	unknown	ShapiroWilk
Cadmium (mg/L)	GWC-15Z	No	n/a	NP	NaN	46	normal	ShapiroWilk
Cadmium (mg/L)	GWC-44	n/a	n/a	NP	NaN	25	unknown	ShapiroWilk
Cadmium (mg/L)	GWC-45	No	n/a	NP	NaN	46	normal	ShapiroWilk
Cadmium (mg/L)	GWC-45R	n/a	n/a	NP	NaN	46	unknown	ShapiroWilk
Cadmium (mg/L)	GWC-46R	No	n/a	NP	NaN	26	normal	ShapiroWilk
Cadmium (mg/L)	GWC-47	No	n/a	NP	NaN	25	ln(x)	ShapiroWilk
Cadmium (mg/L)	GWC-47R	n/a	n/a	NP	NaN	25	unknown	ShapiroWilk
Cadmium (mg/L)	GWC-48	No	n/a	NP	NaN	25	ln(x)	ShapiroWilk
Cadmium (mg/L)	GWC-49R	No	n/a	NP	NaN	25	normal	ShapiroWilk
Cadmium (mg/L)	GWC-49Z	No	n/a	NP	NaN	25	x^(1/3)	ShapiroWilk
Calcium (mg/L)	GWA-1 (bg)	No	n/a	NP	NaN	25	x^3	ShapiroWilk
Calcium (mg/L)	GWA-2 (bg)	No	n/a	NP	NaN	25	normal	ShapiroWilk
Calcium (mg/L)	GWA-2R (bg)	No	n/a	NP	NaN	25	ln(x)	ShapiroWilk
Calcium (mg/L)	GWA-3A (bg)	No	n/a	NP	NaN	10	x^6	ShapiroWilk
Calcium (mg/L)	GWA-4RZ (bg)	No	n/a	NP	NaN	25	sqrt(x)	ShapiroWilk
Calcium (mg/L)	GWA-39RZ (bg)	No	n/a	NP	NaN	23	x^5	ShapiroWilk
Calcium (mg/L)	GWA-39Z (bg)	No	n/a	NP	NaN	26	sqrt(x)	ShapiroWilk
Calcium (mg/L)	GWA-40 (bg)	No	n/a	NP	NaN	25	ln(x)	ShapiroWilk
Calcium (mg/L)	GWA-41 (bg)	No	n/a	NP	NaN	25	sqrt(x)	ShapiroWilk
Calcium (mg/L)	GWA-41R (bg)	No	n/a	NP	NaN	25	x^2	ShapiroWilk
Calcium (mg/L)	GWA-42 (bg)	No	n/a	NP	NaN	25	ln(x)	ShapiroWilk
Calcium (mg/L)	GWA-43 (bg)	No	n/a	NP	NaN	25	ln(x)	ShapiroWilk
Calcium (mg/L)	GWA-43R (bg)	No	n/a	NP	NaN	26	sqrt(x)	ShapiroWilk
Calcium (mg/L)	GWA-50 (bg)	No	n/a	NP	NaN	25	ln(x)	ShapiroWilk

Tukey's Outlier Test - All Results

Plant Bowen Client: Southern Company Data: Bowen 1, 2, 9, & 10 Printed 6/9/2026, 2:52 PM

Constituent	Well	Outlier	Value(s)	Method	Alpha	N	Distribution	Normality Test
Calcium (mg/L)	GWA-50R (bg)	No	n/a	NP	NaN	25	ln(x)	ShapiroWilk
Calcium (mg/L)	**GWC-5**	**Yes**	**12.1**	**NP**	**NaN**	**25**	**ln(x)**	**ShapiroWilk**
Calcium (mg/L)	GWC-6	No	n/a	NP	NaN	25	x^6	ShapiroWilk
Calcium (mg/L)	GWC-6RZ	No	n/a	NP	NaN	25	x^2	ShapiroWilk
Calcium (mg/L)	GWC-7Z	No	n/a	NP	NaN	25	x^2	ShapiroWilk
Calcium (mg/L)	GWC-8RR	No	n/a	NP	NaN	25	x^4	ShapiroWilk
Calcium (mg/L)	**GWC-8Z**	**Yes**	**43.7,9.6,10.4**	**NP**	**NaN**	**25**	**ln(x)**	**ShapiroWilk**
Calcium (mg/L)	GWC-9	No	n/a	NP	NaN	25	ln(x)	ShapiroWilk
Calcium (mg/L)	GWC-10	No	n/a	NP	NaN	25	x^3	ShapiroWilk
Calcium (mg/L)	GWC-10R	No	n/a	NP	NaN	25	x^2	ShapiroWilk
Calcium (mg/L)	GWC-11	No	n/a	NP	NaN	25	x^3	ShapiroWilk
Calcium (mg/L)	GWC-11R	No	n/a	NP	NaN	25	x^3	ShapiroWilk
Calcium (mg/L)	GWC-12	No	n/a	NP	NaN	25	normal	ShapiroWilk
Calcium (mg/L)	GWC-13	No	n/a	NP	NaN	25	ln(x)	ShapiroWilk
Calcium (mg/L)	GWC-13RZ	No	n/a	NP	NaN	25	x^4	ShapiroWilk
Calcium (mg/L)	GWC-14Z	No	n/a	NP	NaN	25	ln(x)	ShapiroWilk
Calcium (mg/L)	GWC-15R	No	n/a	NP	NaN	25	ln(x)	ShapiroWilk
Calcium (mg/L)	GWC-15Z	No	n/a	NP	NaN	25	x^6	ShapiroWilk
Calcium (mg/L)	GWC-44	No	n/a	NP	NaN	25	sqrt(x)	ShapiroWilk
Calcium (mg/L)	GWC-45	No	n/a	NP	NaN	25	ln(x)	ShapiroWilk
Calcium (mg/L)	GWC-45R	No	n/a	NP	NaN	25	normal	ShapiroWilk
Calcium (mg/L)	GWC-46R	No	n/a	NP	NaN	26	ln(x)	ShapiroWilk
Calcium (mg/L)	GWC-47	No	n/a	NP	NaN	25	ln(x)	ShapiroWilk
Calcium (mg/L)	GWC-47R	No	n/a	NP	NaN	25	x^3	ShapiroWilk
Calcium (mg/L)	GWC-48	No	n/a	NP	NaN	25	sqrt(x)	ShapiroWilk
Calcium (mg/L)	GWC-49R	No	n/a	NP	NaN	25	ln(x)	ShapiroWilk
Calcium (mg/L)	GWC-49Z	No	n/a	NP	NaN	25	ln(x)	ShapiroWilk
Chromium (mg/L)	GWA-1 (bg)	n/a	n/a	NP	NaN	46	unknown	ShapiroWilk
Chromium (mg/L)	**GWA-2 (bg)**	**Yes**	**0.039,0.059,0.0067,0.03,0.0062,0.009,0.0022,0.001**	**NP**	**NaN**	**46**	**ln(x)**	**ShapiroWilk**
Chromium (mg/L)	GWA-2R (bg)	n/a	n/a	NP	NaN	46	unknown	ShapiroWilk
Chromium (mg/L)	GWA-3A (bg)	n/a	n/a	NP	NaN	45	unknown	ShapiroWilk
Chromium (mg/L)	GWA-4RZ (bg)	n/a	n/a	NP	NaN	39	unknown	ShapiroWilk
Chromium (mg/L)	GWA-39RZ (bg)	No	n/a	NP	NaN	23	ln(x)	ShapiroWilk
Chromium (mg/L)	GWA-39Z (bg)	n/a	n/a	NP	NaN	25	unknown	ShapiroWilk
Chromium (mg/L)	GWA-40 (bg)	n/a	n/a	NP	NaN	25	unknown	ShapiroWilk
Chromium (mg/L)	GWA-41 (bg)	n/a	n/a	NP	NaN	25	unknown	ShapiroWilk
Chromium (mg/L)	GWA-41R (bg)	n/a	n/a	NP	NaN	25	unknown	ShapiroWilk
Chromium (mg/L)	GWA-42 (bg)	n/a	n/a	NP	NaN	25	unknown	ShapiroWilk
Chromium (mg/L)	**GWA-43 (bg)**	**Yes**	**0.0007,0.0004,0.0008,0.00051,0.0016**	**NP**	**NaN**	**25**	**sqrt(x)**	**ShapiroWilk**
Chromium (mg/L)	GWA-43R (bg)	No	n/a	NP	NaN	25	ln(x)	ShapiroWilk
Chromium (mg/L)	GWA-50 (bg)	n/a	n/a	NP	NaN	40	unknown	ShapiroWilk
Chromium (mg/L)	GWA-50R (bg)	No	n/a	NP	NaN	40	x^2	ShapiroWilk
Chromium (mg/L)	GWC-5	n/a	n/a	NP	NaN	46	unknown	ShapiroWilk
Chromium (mg/L)	GWC-6	No	n/a	NP	NaN	46	ln(x)	ShapiroWilk
Chromium (mg/L)	**GWC-6RZ**	**Yes**	**0.0076**	**NP**	**NaN**	**29**	**ln(x)**	**ShapiroWilk**
Chromium (mg/L)	**GWC-7Z**	**Yes**	**0.056,0.16,0.067**	**NP**	**NaN**	**46**	**ln(x)**	**ShapiroWilk**
Chromium (mg/L)	GWC-8RR	No	n/a	NP	NaN	46	ln(x)	ShapiroWilk
Chromium (mg/L)	GWC-8Z	No	n/a	NP	NaN	49	ln(x)	ShapiroWilk
Chromium (mg/L)	GWC-9	n/a	n/a	NP	NaN	46	unknown	ShapiroWilk
Chromium (mg/L)	GWC-10	No	n/a	NP	NaN	46	ln(x)	ShapiroWilk
Chromium (mg/L)	GWC-10R	n/a	n/a	NP	NaN	46	unknown	ShapiroWilk
Chromium (mg/L)	**GWC-11**	**Yes**	**0.025**	**NP**	**NaN**	**46**	**sqrt(x)**	**ShapiroWilk**
Chromium (mg/L)	GWC-11R	No	n/a	NP	NaN	46	ln(x)	ShapiroWilk
Chromium (mg/L)	GWC-12	n/a	n/a	NP	NaN	46	unknown	ShapiroWilk
Chromium (mg/L)	GWC-13	No	n/a	NP	NaN	46	ln(x)	ShapiroWilk
Chromium (mg/L)	**GWC-13RZ**	**Yes**	**0.0042,0.019,0.002,0.002,0.002,0.0015,0.0017,0.00**	**NP**	**NaN**	**46**	**ln(x)**	**ShapiroWilk**
Chromium (mg/L)	**GWC-14Z**	**Yes**	**0.083,0.043,0.0005,0.0005,0.0006,0.0006,0.00046,0**	**NP**	**NaN**	**46**	**ln(x)**	**ShapiroWilk**
Chromium (mg/L)	**GWC-15R**	**Yes**	**0.031**	**NP**	**NaN**	**46**	**x^(1/3)**	**ShapiroWilk**
Chromium (mg/L)	GWC-15Z	No	n/a	NP	NaN	46	ln(x)	ShapiroWilk
Chromium (mg/L)	GWC-44	n/a	n/a	NP	NaN	25	unknown	ShapiroWilk
Chromium (mg/L)	GWC-45	n/a	n/a	NP	NaN	46	unknown	ShapiroWilk
Chromium (mg/L)	GWC-45R	n/a	n/a	NP	NaN	46	unknown	ShapiroWilk
Chromium (mg/L)	GWC-46R	No	n/a	NP	NaN	27	normal	ShapiroWilk
Chromium (mg/L)	GWC-47	No	n/a	NP	NaN	25	sqrt(x)	ShapiroWilk
Chromium (mg/L)	**GWC-47R**	**Yes**	**0.018**	**NP**	**NaN**	**25**	**ln(x)**	**ShapiroWilk**

Tukey's Outlier Test - All Results

Plant Bowen Client: Southern Company Data: Bowen 1, 2, 9, & 10 Printed 6/9/2026, 2:52 PM

Constituent	Well	Outlier	Value(s)	Method	Alpha	N	Distribution	Normality Test
Chromium (mg/L)	GWC-48	No	n/a	NP	NaN	25	ln(x)	ShapiroWilk
Chromium (mg/L)	GWC-49R	No	n/a	NP	NaN	25	ln(x)	ShapiroWilk
Chromium (mg/L)	GWC-49Z	n/a	n/a	NP	NaN	25	unknown	ShapiroWilk
Cobalt (mg/L)	GWA-1 (bg)	n/a	n/a	NP	NaN	46	unknown	ShapiroWilk
Cobalt (mg/L)	GWA-2 (bg)	n/a	n/a	NP	NaN	46	unknown	ShapiroWilk
Cobalt (mg/L)	GWA-2R (bg)	n/a	n/a	NP	NaN	46	unknown	ShapiroWilk
Cobalt (mg/L)	GWA-3A (bg)	n/a	n/a	NP	NaN	45	unknown	ShapiroWilk
Cobalt (mg/L)	GWA-4RZ (bg)	No	n/a	NP	NaN	39	normal	ShapiroWilk
Cobalt (mg/L)	GWA-39RZ (bg)	No	n/a	NP	NaN	23	normal	ShapiroWilk
Cobalt (mg/L)	GWA-39Z (bg)	No	n/a	NP	NaN	25	x^(1/3)	ShapiroWilk
Cobalt (mg/L)	GWA-40 (bg)	No	n/a	NP	NaN	25	normal	ShapiroWilk
Cobalt (mg/L)	GWA-41 (bg)	No	n/a	NP	NaN	25	normal	ShapiroWilk
Cobalt (mg/L)	GWA-41R (bg)	No	n/a	NP	NaN	25	ln(x)	ShapiroWilk
Cobalt (mg/L)	GWA-42 (bg)	n/a	n/a	NP	NaN	25	unknown	ShapiroWilk
Cobalt (mg/L)	GWA-43 (bg)	n/a	n/a	NP	NaN	25	unknown	ShapiroWilk
Cobalt (mg/L)	GWA-43R (bg)	No	n/a	NP	NaN	25	normal	ShapiroWilk
Cobalt (mg/L)	GWA-50 (bg)	No	n/a	NP	NaN	40	normal	ShapiroWilk
Cobalt (mg/L)	GWA-50R (bg)	n/a	n/a	NP	NaN	40	unknown	ShapiroWilk
Cobalt (mg/L)	GWC-5	No	n/a	NP	NaN	46	x^2	ShapiroWilk
Cobalt (mg/L)	GWC-6	n/a	n/a	NP	NaN	46	unknown	ShapiroWilk
Cobalt (mg/L)	GWC-6RZ	No	n/a	NP	NaN	29	normal	ShapiroWilk
Cobalt (mg/L)	GWC-7Z	No	n/a	NP	NaN	46	ln(x)	ShapiroWilk
Cobalt (mg/L)	GWC-8RR	n/a	n/a	NP	NaN	46	unknown	ShapiroWilk
Cobalt (mg/L)	GWC-8Z	n/a	n/a	NP	NaN	49	unknown	ShapiroWilk
Cobalt (mg/L)	**GWC-9**	**Yes**	**0.13,0.0013,0.0006,0.00064,0.0017,0.00044,0.00043**	**NP**	**NaN**	**46**	**ln(x)**	**ShapiroWilk**
Cobalt (mg/L)	GWC-10	No	n/a	NP	NaN	46	sqrt(x)	ShapiroWilk
Cobalt (mg/L)	GWC-10R	No	n/a	NP	NaN	46	normal	ShapiroWilk
Cobalt (mg/L)	GWC-11	n/a	n/a	NP	NaN	46	unknown	ShapiroWilk
Cobalt (mg/L)	GWC-11R	n/a	n/a	NP	NaN	46	unknown	ShapiroWilk
Cobalt (mg/L)	**GWC-12**	**Yes**	**0.00065,0.00065,0.00065,0.008,0.98,0.01,0.0073**	**NP**	**NaN**	**46**	**ln(x)**	**ShapiroWilk**
Cobalt (mg/L)	GWC-13	n/a	n/a	NP	NaN	46	unknown	ShapiroWilk
Cobalt (mg/L)	GWC-13RZ	n/a	n/a	NP	NaN	46	unknown	ShapiroWilk
Cobalt (mg/L)	GWC-14Z	n/a	n/a	NP	NaN	46	unknown	ShapiroWilk
Cobalt (mg/L)	GWC-15R	n/a	n/a	NP	NaN	46	unknown	ShapiroWilk
Cobalt (mg/L)	GWC-15Z	n/a	n/a	NP	NaN	46	unknown	ShapiroWilk
Cobalt (mg/L)	GWC-44	No	n/a	NP	NaN	25	ln(x)	ShapiroWilk
Cobalt (mg/L)	GWC-45	No	n/a	NP	NaN	46	ln(x)	ShapiroWilk
Cobalt (mg/L)	GWC-45R	n/a	n/a	NP	NaN	46	unknown	ShapiroWilk
Cobalt (mg/L)	GWC-46R	n/a	n/a	NP	NaN	26	unknown	ShapiroWilk
Cobalt (mg/L)	GWC-47	No	n/a	NP	NaN	25	normal	ShapiroWilk
Cobalt (mg/L)	GWC-47R	No	n/a	NP	NaN	25	normal	ShapiroWilk
Cobalt (mg/L)	GWC-48	No	n/a	NP	NaN	25	ln(x)	ShapiroWilk
Cobalt (mg/L)	GWC-49R	No	n/a	NP	NaN	25	normal	ShapiroWilk
Cobalt (mg/L)	GWC-49Z	No	n/a	NP	NaN	25	sqrt(x)	ShapiroWilk
Copper (mg/L)	GWA-1 (bg)	n/a	n/a	NP	NaN	41	unknown	ShapiroWilk
Copper (mg/L)	GWA-2 (bg)	n/a	n/a	NP	NaN	41	unknown	ShapiroWilk
Copper (mg/L)	GWA-2R (bg)	No	n/a	NP	NaN	41	sqrt(x)	ShapiroWilk
Copper (mg/L)	GWA-3A (bg)	No	n/a	NP	NaN	10	normal	ShapiroWilk
Copper (mg/L)	**GWA-4RZ (bg)**	**Yes**	**0.0079,0.02,0.017,0.0023,0.0004,0.00045,0.0002**	**NP**	**NaN**	**32**	**x^(1/3)**	**ShapiroWilk**
Copper (mg/L)	GWA-39RZ (bg)	n/a	n/a	NP	NaN	19	unknown	ShapiroWilk
Copper (mg/L)	GWA-39Z (bg)	n/a	n/a	NP	NaN	24	unknown	ShapiroWilk
Copper (mg/L)	GWA-40 (bg)	n/a	n/a	NP	NaN	24	unknown	ShapiroWilk
Copper (mg/L)	GWA-41 (bg)	n/a	n/a	NP	NaN	24	unknown	ShapiroWilk
Copper (mg/L)	GWA-41R (bg)	No	n/a	NP	NaN	24	x^(1/3)	ShapiroWilk
Copper (mg/L)	GWA-42 (bg)	n/a	n/a	NP	NaN	24	unknown	ShapiroWilk
Copper (mg/L)	**GWA-43 (bg)**	**Yes**	**0.00036,0.00035**	**NP**	**NaN**	**24**	**ln(x)**	**ShapiroWilk**
Copper (mg/L)	GWA-43R (bg)	n/a	n/a	NP	NaN	24	unknown	ShapiroWilk
Copper (mg/L)	GWA-50 (bg)	No	n/a	NP	NaN	35	ln(x)	ShapiroWilk
Copper (mg/L)	GWA-50R (bg)	No	n/a	NP	NaN	35	ln(x)	ShapiroWilk
Copper (mg/L)	GWC-5	No	n/a	NP	NaN	41	ln(x)	ShapiroWilk
Copper (mg/L)	**GWC-6**	**Yes**	**0.0069,0.001,0.00091,0.0011,0.0018**	**NP**	**NaN**	**41**	**x^2**	**ShapiroWilk**
Copper (mg/L)	GWC-6RZ	n/a	n/a	NP	NaN	24	unknown	ShapiroWilk
Copper (mg/L)	**GWC-7Z**	**Yes**	**0.014,0.014,0.033,0.00093,0.0004,0.0006,0.00025,0**	**NP**	**NaN**	**40**	**x^(1/3)**	**ShapiroWilk**
Copper (mg/L)	GWC-8RR	n/a	n/a	NP	NaN	41	unknown	ShapiroWilk
Copper (mg/L)	GWC-8Z	n/a	n/a	NP	NaN	44	unknown	ShapiroWilk

Tukey's Outlier Test - All Results

Plant Bowen Client: Southern Company Data: Bowen 1, 2, 9, & 10 Printed 6/9/2026, 2:52 PM

Constituent	Well	Outlier	Value(s)	Method	Alpha	N	Distribution	Normality Test
Copper (mg/L)	GWC-9	n/a	n/a	NP	NaN	41	unknown	ShapiroWilk
Copper (mg/L)	GWC-10	n/a	n/a	NP	NaN	41	unknown	ShapiroWilk
Copper (mg/L)	GWC-10R	n/a	n/a	NP	NaN	41	unknown	ShapiroWilk
Copper (mg/L)	GWC-11	n/a	n/a	NP	NaN	41	unknown	ShapiroWilk
Copper (mg/L)	GWC-11R	n/a	n/a	NP	NaN	41	unknown	ShapiroWilk
Copper (mg/L)	GWC-12	n/a	n/a	NP	NaN	41	unknown	ShapiroWilk
Copper (mg/L)	GWC-13	n/a	n/a	NP	NaN	41	unknown	ShapiroWilk
Copper (mg/L)	GWC-13RZ	n/a	n/a	NP	NaN	40	unknown	ShapiroWilk
Copper (mg/L)	GWC-14Z	n/a	n/a	NP	NaN	41	unknown	ShapiroWilk
Copper (mg/L)	GWC-15R	n/a	n/a	NP	NaN	41	unknown	ShapiroWilk
Copper (mg/L)	GWC-15Z	n/a	n/a	NP	NaN	40	unknown	ShapiroWilk
Copper (mg/L)	GWC-44	n/a	n/a	NP	NaN	24	unknown	ShapiroWilk
Copper (mg/L)	GWC-45	n/a	n/a	NP	NaN	46	unknown	ShapiroWilk
Copper (mg/L)	GWC-45R	n/a	n/a	NP	NaN	45	unknown	ShapiroWilk
Copper (mg/L)	GWC-46R	n/a	n/a	NP	NaN	25	unknown	ShapiroWilk
Copper (mg/L)	GWC-47	n/a	n/a	NP	NaN	24	unknown	ShapiroWilk
Copper (mg/L)	GWC-47R	n/a	n/a	NP	NaN	24	unknown	ShapiroWilk
Copper (mg/L)	**GWC-48**	**Yes**	**0.0005,0.0003,0.00035,0.00045**	**NP**	**NaN**	**24**	**ln(x)**	**ShapiroWilk**
Copper (mg/L)	GWC-49R	No	n/a	NP	NaN	24	normal	ShapiroWilk
Copper (mg/L)	**GWC-49Z**	**Yes**	**0.0003,0.00021,0.00035,0.00061**	**NP**	**NaN**	**24**	**ln(x)**	**ShapiroWilk**
Fluoride (mg/L)	GWA-1 (bg)	No	n/a	NP	NaN	25	normal	ShapiroWilk
Fluoride (mg/L)	**GWA-2 (bg)**	**Yes**	**1.1**	**NP**	**NaN**	**25**	**ln(x)**	**ShapiroWilk**
Fluoride (mg/L)	GWA-2R (bg)	No	n/a	NP	NaN	25	normal	ShapiroWilk
Fluoride (mg/L)	**GWA-3A (bg)**	**Yes**	**0.053,0.055,0.055,0.055**	**NP**	**NaN**	**24**	**x^2**	**ShapiroWilk**
Fluoride (mg/L)	GWA-4RZ (bg)	No	n/a	NP	NaN	25	ln(x)	ShapiroWilk
Fluoride (mg/L)	GWA-39RZ (bg)	No	n/a	NP	NaN	23	ln(x)	ShapiroWilk
Fluoride (mg/L)	GWA-39Z (bg)	No	n/a	NP	NaN	25	x^(1/3)	ShapiroWilk
Fluoride (mg/L)	GWA-40 (bg)	No	n/a	NP	NaN	25	x^6	ShapiroWilk
Fluoride (mg/L)	GWA-41 (bg)	No	n/a	NP	NaN	25	x^(1/3)	ShapiroWilk
Fluoride (mg/L)	GWA-41R (bg)	n/a	n/a	NP	NaN	25	unknown	ShapiroWilk
Fluoride (mg/L)	GWA-42 (bg)	No	n/a	NP	NaN	25	sqrt(x)	ShapiroWilk
Fluoride (mg/L)	GWA-43 (bg)	n/a	n/a	NP	NaN	25	unknown	ShapiroWilk
Fluoride (mg/L)	**GWA-43R (bg)**	**Yes**	**0.0141,0.0141,0.02**	**NP**	**NaN**	**25**	**normal**	**ShapiroWilk**
Fluoride (mg/L)	GWA-50 (bg)	n/a	n/a	NP	NaN	25	unknown	ShapiroWilk
Fluoride (mg/L)	GWA-50R (bg)	n/a	n/a	NP	NaN	25	unknown	ShapiroWilk
Fluoride (mg/L)	**GWC-5**	**Yes**	**0.0207,0.02**	**NP**	**NaN**	**25**	**normal**	**ShapiroWilk**
Fluoride (mg/L)	GWC-6	No	n/a	NP	NaN	25	normal	ShapiroWilk
Fluoride (mg/L)	GWC-6RZ	No	n/a	NP	NaN	25	normal	ShapiroWilk
Fluoride (mg/L)	GWC-7Z	No	n/a	NP	NaN	25	sqrt(x)	ShapiroWilk
Fluoride (mg/L)	GWC-8RR	No	n/a	NP	NaN	25	x^2	ShapiroWilk
Fluoride (mg/L)	GWC-8Z	No	n/a	NP	NaN	25	normal	ShapiroWilk
Fluoride (mg/L)	GWC-9	n/a	n/a	NP	NaN	25	unknown	ShapiroWilk
Fluoride (mg/L)	GWC-10	No	n/a	NP	NaN	25	x^3	ShapiroWilk
Fluoride (mg/L)	GWC-10R	n/a	n/a	NP	NaN	25	unknown	ShapiroWilk
Fluoride (mg/L)	GWC-11	No	n/a	NP	NaN	25	normal	ShapiroWilk
Fluoride (mg/L)	GWC-11R	n/a	n/a	NP	NaN	25	unknown	ShapiroWilk
Fluoride (mg/L)	GWC-12	No	n/a	NP	NaN	25	x^2	ShapiroWilk
Fluoride (mg/L)	**GWC-13**	**Yes**	**0.24**	**NP**	**NaN**	**25**	**x^(1/3)**	**ShapiroWilk**
Fluoride (mg/L)	GWC-13RZ	No	n/a	NP	NaN	25	normal	ShapiroWilk
Fluoride (mg/L)	GWC-14Z	No	n/a	NP	NaN	25	x^2	ShapiroWilk
Fluoride (mg/L)	**GWC-15R**	**Yes**	**0.027,0.0233**	**NP**	**NaN**	**25**	**sqrt(x)**	**ShapiroWilk**
Fluoride (mg/L)	GWC-15Z	No	n/a	NP	NaN	25	x^(1/3)	ShapiroWilk
Fluoride (mg/L)	GWC-44	No	n/a	NP	NaN	26	sqrt(x)	ShapiroWilk
Fluoride (mg/L)	GWC-45	n/a	n/a	NP	NaN	25	unknown	ShapiroWilk
Fluoride (mg/L)	GWC-45R	No	n/a	NP	NaN	25	x^2	ShapiroWilk
Fluoride (mg/L)	GWC-46R	No	n/a	NP	NaN	25	normal	ShapiroWilk
Fluoride (mg/L)	GWC-47	No	n/a	NP	NaN	25	normal	ShapiroWilk
Fluoride (mg/L)	GWC-47R	No	n/a	NP	NaN	25	x^2	ShapiroWilk
Fluoride (mg/L)	GWC-48	No	n/a	NP	NaN	25	x^2	ShapiroWilk
Fluoride (mg/L)	GWC-49R	No	n/a	NP	NaN	25	normal	ShapiroWilk
Fluoride (mg/L)	GWC-49Z	n/a	n/a	NP	NaN	25	unknown	ShapiroWilk
Lead (mg/L)	GWA-1 (bg)	n/a	n/a	NP	NaN	46	unknown	ShapiroWilk
Lead (mg/L)	GWA-2 (bg)	n/a	n/a	NP	NaN	46	unknown	ShapiroWilk
Lead (mg/L)	GWA-2R (bg)	n/a	n/a	NP	NaN	46	unknown	ShapiroWilk
Lead (mg/L)	GWA-3A (bg)	n/a	n/a	NP	NaN	45	unknown	ShapiroWilk

Tukey's Outlier Test - All Results

Plant Bowen Client: Southern Company Data: Bowen 1, 2, 9, & 10 Printed 6/9/2026, 2:52 PM

Constituent	Well	Outlier	Value(s)	Method	Alpha	N	Distribution	Normality Test
Lead (mg/L)	GWA-4RZ (bg)	n/a	n/a	NP	NaN	39	unknown	ShapiroWilk
Lead (mg/L)	GWA-39RZ (bg)	No	n/a	NP	NaN	23	x^(1/3)	ShapiroWilk
Lead (mg/L)	GWA-39Z (bg)	n/a	n/a	NP	NaN	25	unknown	ShapiroWilk
Lead (mg/L)	GWA-40 (bg)	n/a	n/a	NP	NaN	25	unknown	ShapiroWilk
Lead (mg/L)	GWA-41 (bg)	n/a	n/a	NP	NaN	25	unknown	ShapiroWilk
Lead (mg/L)	**GWA-41R (bg)**	**Yes**	**0.000049**	**NP**	**NaN**	**25**	**ln(x)**	**ShapiroWilk**
Lead (mg/L)	GWA-42 (bg)	n/a	n/a	NP	NaN	25	unknown	ShapiroWilk
Lead (mg/L)	GWA-43 (bg)	No	n/a	NP	NaN	25	ln(x)	ShapiroWilk
Lead (mg/L)	GWA-43R (bg)	No	n/a	NP	NaN	25	x^(1/3)	ShapiroWilk
Lead (mg/L)	GWA-50 (bg)	n/a	n/a	NP	NaN	40	unknown	ShapiroWilk
Lead (mg/L)	GWA-50R (bg)	No	n/a	NP	NaN	40	normal	ShapiroWilk
Lead (mg/L)	GWC-5	n/a	n/a	NP	NaN	46	unknown	ShapiroWilk
Lead (mg/L)	GWC-6	n/a	n/a	NP	NaN	46	unknown	ShapiroWilk
Lead (mg/L)	GWC-6RZ	n/a	n/a	NP	NaN	29	unknown	ShapiroWilk
Lead (mg/L)	GWC-7Z	n/a	n/a	NP	NaN	46	unknown	ShapiroWilk
Lead (mg/L)	GWC-8RR	n/a	n/a	NP	NaN	46	unknown	ShapiroWilk
Lead (mg/L)	GWC-8Z	No	n/a	NP	NaN	49	ln(x)	ShapiroWilk
Lead (mg/L)	GWC-9	n/a	n/a	NP	NaN	46	unknown	ShapiroWilk
Lead (mg/L)	GWC-10	n/a	n/a	NP	NaN	46	unknown	ShapiroWilk
Lead (mg/L)	GWC-10R	n/a	n/a	NP	NaN	46	unknown	ShapiroWilk
Lead (mg/L)	GWC-11	n/a	n/a	NP	NaN	46	unknown	ShapiroWilk
Lead (mg/L)	GWC-11R	n/a	n/a	NP	NaN	46	unknown	ShapiroWilk
Lead (mg/L)	GWC-12	n/a	n/a	NP	NaN	46	unknown	ShapiroWilk
Lead (mg/L)	GWC-13	n/a	n/a	NP	NaN	46	unknown	ShapiroWilk
Lead (mg/L)	GWC-13RZ	n/a	n/a	NP	NaN	46	unknown	ShapiroWilk
Lead (mg/L)	GWC-14Z	n/a	n/a	NP	NaN	46	unknown	ShapiroWilk
Lead (mg/L)	GWC-15R	n/a	n/a	NP	NaN	46	unknown	ShapiroWilk
Lead (mg/L)	GWC-15Z	n/a	n/a	NP	NaN	46	unknown	ShapiroWilk
Lead (mg/L)	GWC-44	No	n/a	NP	NaN	25	ln(x)	ShapiroWilk
Lead (mg/L)	**GWC-45**	**Yes**	**0.047**	**NP**	**NaN**	**46**	**ln(x)**	**ShapiroWilk**
Lead (mg/L)	GWC-45R	n/a	n/a	NP	NaN	46	unknown	ShapiroWilk
Lead (mg/L)	GWC-46R	No	n/a	NP	NaN	26	normal	ShapiroWilk
Lead (mg/L)	GWC-47	n/a	n/a	NP	NaN	25	unknown	ShapiroWilk
Lead (mg/L)	GWC-47R	n/a	n/a	NP	NaN	25	unknown	ShapiroWilk
Lead (mg/L)	GWC-48	n/a	n/a	NP	NaN	25	unknown	ShapiroWilk
Lead (mg/L)	GWC-49R	No	n/a	NP	NaN	25	normal	ShapiroWilk
Lead (mg/L)	GWC-49Z	No	n/a	NP	NaN	25	ln(x)	ShapiroWilk
Nickel (mg/L)	GWA-1 (bg)	n/a	n/a	NP	NaN	41	unknown	ShapiroWilk
Nickel (mg/L)	GWA-2 (bg)	n/a	n/a	NP	NaN	41	unknown	ShapiroWilk
Nickel (mg/L)	GWA-2R (bg)	n/a	n/a	NP	NaN	41	unknown	ShapiroWilk
Nickel (mg/L)	GWA-3A (bg)	No	n/a	NP	NaN	10	normal	ShapiroWilk
Nickel (mg/L)	**GWA-4RZ (bg)**	**Yes**	**0.0095,0.0017,0.011,0.0023,0.0025,0.00032,0.00034**	**NP**	**NaN**	**32**	**normal**	**ShapiroWilk**
Nickel (mg/L)	GWA-39RZ (bg)	n/a	n/a	NP	NaN	19	unknown	ShapiroWilk
Nickel (mg/L)	**GWA-39Z (bg)**	**Yes**	**0.04**	**NP**	**NaN**	**24**	**ln(x)**	**ShapiroWilk**
Nickel (mg/L)	GWA-40 (bg)	n/a	n/a	NP	NaN	24	unknown	ShapiroWilk
Nickel (mg/L)	GWA-41 (bg)	No	n/a	NP	NaN	24	normal	ShapiroWilk
Nickel (mg/L)	GWA-41R (bg)	No	n/a	NP	NaN	24	ln(x)	ShapiroWilk
Nickel (mg/L)	**GWA-42 (bg)**	**Yes**	**0.005,0.005,0.005,0.005**	**NP**	**NaN**	**24**	**ln(x)**	**ShapiroWilk**
Nickel (mg/L)	GWA-43 (bg)	No	n/a	NP	NaN	24	ln(x)	ShapiroWilk
Nickel (mg/L)	GWA-43R (bg)	n/a	n/a	NP	NaN	24	unknown	ShapiroWilk
Nickel (mg/L)	GWA-50 (bg)	No	n/a	NP	NaN	35	ln(x)	ShapiroWilk
Nickel (mg/L)	GWA-50R (bg)	No	n/a	NP	NaN	35	ln(x)	ShapiroWilk
Nickel (mg/L)	GWC-5	No	n/a	NP	NaN	41	ln(x)	ShapiroWilk
Nickel (mg/L)	GWC-6	n/a	n/a	NP	NaN	41	unknown	ShapiroWilk
Nickel (mg/L)	GWC-6RZ	No	n/a	NP	NaN	24	normal	ShapiroWilk
Nickel (mg/L)	**GWC-7Z**	**Yes**	**0.035,0.11,0.048,0.0011,0.0011,0.0012,0.00099,0.0**	**NP**	**NaN**	**40**	**ln(x)**	**ShapiroWilk**
Nickel (mg/L)	GWC-8RR	n/a	n/a	NP	NaN	41	unknown	ShapiroWilk
Nickel (mg/L)	GWC-8Z	n/a	n/a	NP	NaN	44	unknown	ShapiroWilk
Nickel (mg/L)	GWC-9	No	n/a	NP	NaN	41	ln(x)	ShapiroWilk
Nickel (mg/L)	GWC-10	No	n/a	NP	NaN	41	ln(x)	ShapiroWilk
Nickel (mg/L)	GWC-10R	n/a	n/a	NP	NaN	41	unknown	ShapiroWilk
Nickel (mg/L)	GWC-11	n/a	n/a	NP	NaN	41	unknown	ShapiroWilk
Nickel (mg/L)	GWC-11R	n/a	n/a	NP	NaN	41	unknown	ShapiroWilk
Nickel (mg/L)	GWC-12	No	n/a	NP	NaN	41	ln(x)	ShapiroWilk
Nickel (mg/L)	GWC-13	n/a	n/a	NP	NaN	41	unknown	ShapiroWilk

Tukey's Outlier Test - All Results

Plant Bowen Client: Southern Company Data: Bowen 1, 2, 9, & 10 Printed 6/9/2026, 2:52 PM

Constituent	Well	Outlier	Value(s)	Method	Alpha	N	Distribution	Normality Test
Nickel (mg/L)	GWC-13RZ	n/a	n/a	NP	NaN	40	unknown	ShapiroWilk
Nickel (mg/L)	GWC-14Z	n/a	n/a	NP	NaN	41	unknown	ShapiroWilk
Nickel (mg/L)	**GWC-15R**	**Yes**	**0.014**	**NP**	**NaN**	**41**	**sqrt(x)**	**ShapiroWilk**
Nickel (mg/L)	GWC-15Z	n/a	n/a	NP	NaN	40	unknown	ShapiroWilk
Nickel (mg/L)	GWC-44	No	n/a	NP	NaN	24	ln(x)	ShapiroWilk
Nickel (mg/L)	**GWC-45**	**Yes**	**0.53**	**NP**	**NaN**	**45**	**ln(x)**	**ShapiroWilk**
Nickel (mg/L)	GWC-45R	n/a	n/a	NP	NaN	45	unknown	ShapiroWilk
Nickel (mg/L)	GWC-46R	n/a	n/a	NP	NaN	25	unknown	ShapiroWilk
Nickel (mg/L)	GWC-47	n/a	n/a	NP	NaN	24	unknown	ShapiroWilk
Nickel (mg/L)	GWC-47R	n/a	n/a	NP	NaN	24	unknown	ShapiroWilk
Nickel (mg/L)	GWC-48	No	n/a	NP	NaN	24	ln(x)	ShapiroWilk
Nickel (mg/L)	GWC-49R	n/a	n/a	NP	NaN	24	unknown	ShapiroWilk
Nickel (mg/L)	GWC-49Z	No	n/a	NP	NaN	24	ln(x)	ShapiroWilk
Selenium (mg/L)	GWA-1 (bg)	No	n/a	NP	NaN	46	normal	ShapiroWilk
Selenium (mg/L)	GWA-2 (bg)	n/a	n/a	NP	NaN	46	unknown	ShapiroWilk
Selenium (mg/L)	GWA-2R (bg)	n/a	n/a	NP	NaN	46	unknown	ShapiroWilk
Selenium (mg/L)	GWA-3A (bg)	No	n/a	NP	NaN	45	normal	ShapiroWilk
Selenium (mg/L)	GWA-4RZ (bg)	No	n/a	NP	NaN	39	normal	ShapiroWilk
Selenium (mg/L)	GWA-39RZ (bg)	No	n/a	NP	NaN	23	normal	ShapiroWilk
Selenium (mg/L)	GWA-39Z (bg)	No	n/a	NP	NaN	25	normal	ShapiroWilk
Selenium (mg/L)	GWA-40 (bg)	No	n/a	NP	NaN	25	normal	ShapiroWilk
Selenium (mg/L)	GWA-41 (bg)	No	n/a	NP	NaN	25	normal	ShapiroWilk
Selenium (mg/L)	GWA-41R (bg)	No	n/a	NP	NaN	25	normal	ShapiroWilk
Selenium (mg/L)	GWA-42 (bg)	No	n/a	NP	NaN	25	normal	ShapiroWilk
Selenium (mg/L)	GWA-43 (bg)	n/a	n/a	NP	NaN	25	unknown	ShapiroWilk
Selenium (mg/L)	GWA-43R (bg)	No	n/a	NP	NaN	25	normal	ShapiroWilk
Selenium (mg/L)	GWA-50 (bg)	No	n/a	NP	NaN	40	normal	ShapiroWilk
Selenium (mg/L)	GWA-50R (bg)	No	n/a	NP	NaN	40	normal	ShapiroWilk
Selenium (mg/L)	GWC-5	n/a	n/a	NP	NaN	46	unknown	ShapiroWilk
Selenium (mg/L)	GWC-6	No	n/a	NP	NaN	46	normal	ShapiroWilk
Selenium (mg/L)	GWC-6RZ	n/a	n/a	NP	NaN	29	unknown	ShapiroWilk
Selenium (mg/L)	GWC-7Z	n/a	n/a	NP	NaN	46	unknown	ShapiroWilk
Selenium (mg/L)	GWC-8RR	No	n/a	NP	NaN	46	normal	ShapiroWilk
Selenium (mg/L)	GWC-8Z	n/a	n/a	NP	NaN	49	unknown	ShapiroWilk
Selenium (mg/L)	GWC-9	n/a	n/a	NP	NaN	46	unknown	ShapiroWilk
Selenium (mg/L)	GWC-10	No	n/a	NP	NaN	46	normal	ShapiroWilk
Selenium (mg/L)	GWC-10R	No	n/a	NP	NaN	46	normal	ShapiroWilk
Selenium (mg/L)	GWC-11	No	n/a	NP	NaN	46	normal	ShapiroWilk
Selenium (mg/L)	GWC-11R	No	n/a	NP	NaN	46	normal	ShapiroWilk
Selenium (mg/L)	GWC-12	No	n/a	NP	NaN	46	normal	ShapiroWilk
Selenium (mg/L)	GWC-13	n/a	n/a	NP	NaN	46	unknown	ShapiroWilk
Selenium (mg/L)	GWC-13RZ	n/a	n/a	NP	NaN	46	unknown	ShapiroWilk
Selenium (mg/L)	GWC-14Z	n/a	n/a	NP	NaN	46	unknown	ShapiroWilk
Selenium (mg/L)	GWC-15R	n/a	n/a	NP	NaN	46	unknown	ShapiroWilk
Selenium (mg/L)	GWC-15Z	No	n/a	NP	NaN	46	normal	ShapiroWilk
Selenium (mg/L)	GWC-44	No	n/a	NP	NaN	25	x^2	ShapiroWilk
Selenium (mg/L)	GWC-45	No	n/a	NP	NaN	46	normal	ShapiroWilk
Selenium (mg/L)	GWC-45R	No	n/a	NP	NaN	46	normal	ShapiroWilk
Selenium (mg/L)	GWC-46R	n/a	n/a	NP	NaN	26	unknown	ShapiroWilk
Selenium (mg/L)	GWC-47	No	n/a	NP	NaN	25	normal	ShapiroWilk
Selenium (mg/L)	GWC-47R	No	n/a	NP	NaN	25	normal	ShapiroWilk
Selenium (mg/L)	GWC-48	n/a	n/a	NP	NaN	26	unknown	ShapiroWilk
Selenium (mg/L)	GWC-49R	No	n/a	NP	NaN	25	normal	ShapiroWilk
Selenium (mg/L)	GWC-49Z	No	n/a	NP	NaN	25	normal	ShapiroWilk
Silver (mg/L)	GWA-1 (bg)	No	n/a	NP	NaN	41	normal	ShapiroWilk
Silver (mg/L)	GWA-2 (bg)	No	n/a	NP	NaN	41	normal	ShapiroWilk
Silver (mg/L)	GWA-2R (bg)	No	n/a	NP	NaN	41	normal	ShapiroWilk
Silver (mg/L)	GWA-3A (bg)	No	n/a	NP	NaN	40	normal	ShapiroWilk
Silver (mg/L)	GWA-4RZ (bg)	No	n/a	NP	NaN	32	normal	ShapiroWilk
Silver (mg/L)	GWA-39RZ (bg)	No	n/a	NP	NaN	19	normal	ShapiroWilk
Silver (mg/L)	GWA-39Z (bg)	No	n/a	NP	NaN	24	normal	ShapiroWilk
Silver (mg/L)	GWA-40 (bg)	No	n/a	NP	NaN	24	normal	ShapiroWilk
Silver (mg/L)	GWA-41 (bg)	No	n/a	NP	NaN	24	normal	ShapiroWilk
Silver (mg/L)	GWA-41R (bg)	No	n/a	NP	NaN	24	normal	ShapiroWilk
Silver (mg/L)	GWA-42 (bg)	No	n/a	NP	NaN	24	normal	ShapiroWilk

Tukey's Outlier Test - All Results

Plant Bowen Client: Southern Company Data: Bowen 1, 2, 9, & 10 Printed 6/9/2026, 2:52 PM

Constituent	Well	Outlier	Value(s)	Method	Alpha	N	Distribution	Normality Test
Silver (mg/L)	GWA-43 (bg)	No	n/a	NP	NaN	24	normal	ShapiroWilk
Silver (mg/L)	GWA-43R (bg)	No	n/a	NP	NaN	24	normal	ShapiroWilk
Silver (mg/L)	GWA-50 (bg)	No	n/a	NP	NaN	35	ln(x)	ShapiroWilk
Silver (mg/L)	GWA-50R (bg)	No	n/a	NP	NaN	35	ln(x)	ShapiroWilk
Silver (mg/L)	GWC-5	No	n/a	NP	NaN	41	normal	ShapiroWilk
Silver (mg/L)	GWC-6	No	n/a	NP	NaN	41	normal	ShapiroWilk
Silver (mg/L)	GWC-6RZ	No	n/a	NP	NaN	24	normal	ShapiroWilk
Silver (mg/L)	GWC-7Z	No	n/a	NP	NaN	40	normal	ShapiroWilk
Silver (mg/L)	GWC-8RR	No	n/a	NP	NaN	41	normal	ShapiroWilk
Silver (mg/L)	GWC-8Z	No	n/a	NP	NaN	44	normal	ShapiroWilk
Silver (mg/L)	GWC-9	No	n/a	NP	NaN	41	normal	ShapiroWilk
Silver (mg/L)	GWC-10	No	n/a	NP	NaN	41	normal	ShapiroWilk
Silver (mg/L)	GWC-10R	No	n/a	NP	NaN	41	normal	ShapiroWilk
Silver (mg/L)	GWC-11	No	n/a	NP	NaN	41	normal	ShapiroWilk
Silver (mg/L)	GWC-11R	No	n/a	NP	NaN	41	normal	ShapiroWilk
Silver (mg/L)	GWC-12	n/a	n/a	NP	NaN	41	unknown	ShapiroWilk
Silver (mg/L)	GWC-13	No	n/a	NP	NaN	41	normal	ShapiroWilk
Silver (mg/L)	GWC-13RZ	n/a	n/a	NP	NaN	40	unknown	ShapiroWilk
Silver (mg/L)	GWC-14Z	No	n/a	NP	NaN	41	normal	ShapiroWilk
Silver (mg/L)	GWC-15R	No	n/a	NP	NaN	41	normal	ShapiroWilk
Silver (mg/L)	GWC-15Z	No	n/a	NP	NaN	40	normal	ShapiroWilk
Silver (mg/L)	GWC-44	No	n/a	NP	NaN	24	normal	ShapiroWilk
Silver (mg/L)	GWC-45	n/a	n/a	NP	NaN	45	unknown	ShapiroWilk
Silver (mg/L)	GWC-45R	n/a	n/a	NP	NaN	45	unknown	ShapiroWilk
Silver (mg/L)	GWC-46R	No	n/a	NP	NaN	25	normal	ShapiroWilk
Silver (mg/L)	GWC-47	No	n/a	NP	NaN	24	normal	ShapiroWilk
Silver (mg/L)	GWC-47R	No	n/a	NP	NaN	24	normal	ShapiroWilk
Silver (mg/L)	GWC-48	No	n/a	NP	NaN	24	normal	ShapiroWilk
Silver (mg/L)	GWC-49R	No	n/a	NP	NaN	24	normal	ShapiroWilk
Silver (mg/L)	GWC-49Z	No	n/a	NP	NaN	24	normal	ShapiroWilk
Sulfate (mg/L)	GWA-1 (bg)	No	n/a	NP	NaN	25	ln(x)	ShapiroWilk
Sulfate (mg/L)	GWA-2 (bg)	No	n/a	NP	NaN	25	normal	ShapiroWilk
Sulfate (mg/L)	GWA-2R (bg)	No	n/a	NP	NaN	25	ln(x)	ShapiroWilk
Sulfate (mg/L)	GWA-3A (bg)	No	n/a	NP	NaN	10	x^(1/3)	ShapiroWilk
Sulfate (mg/L)	GWA-4RZ (bg)	No	n/a	NP	NaN	26	x^2	ShapiroWilk
Sulfate (mg/L)	GWA-39RZ (bg)	No	n/a	NP	NaN	23	ln(x)	ShapiroWilk
Sulfate (mg/L)	GWA-39Z (bg)	No	n/a	NP	NaN	25	ln(x)	ShapiroWilk
Sulfate (mg/L)	**GWA-40 (bg)**	**Yes**	**4.2,7.4,3.8**	**NP**	**NaN**	**26**	**ln(x)**	**ShapiroWilk**
Sulfate (mg/L)	GWA-41 (bg)	No	n/a	NP	NaN	25	ln(x)	ShapiroWilk
Sulfate (mg/L)	GWA-41R (bg)	No	n/a	NP	NaN	25	normal	ShapiroWilk
Sulfate (mg/L)	GWA-42 (bg)	No	n/a	NP	NaN	25	ln(x)	ShapiroWilk
Sulfate (mg/L)	**GWA-43 (bg)**	**Yes**	**1.96**	**NP**	**NaN**	**25**	**sqrt(x)**	**ShapiroWilk**
Sulfate (mg/L)	GWA-43R (bg)	No	n/a	NP	NaN	25	ln(x)	ShapiroWilk
Sulfate (mg/L)	GWA-50 (bg)	No	n/a	NP	NaN	25	normal	ShapiroWilk
Sulfate (mg/L)	GWA-50R (bg)	No	n/a	NP	NaN	25	x^(1/3)	ShapiroWilk
Sulfate (mg/L)	GWC-5	No	n/a	NP	NaN	25	ln(x)	ShapiroWilk
Sulfate (mg/L)	GWC-6	No	n/a	NP	NaN	25	ln(x)	ShapiroWilk
Sulfate (mg/L)	GWC-6RZ	No	n/a	NP	NaN	25	ln(x)	ShapiroWilk
Sulfate (mg/L)	GWC-7Z	No	n/a	NP	NaN	25	normal	ShapiroWilk
Sulfate (mg/L)	GWC-8RR	No	n/a	NP	NaN	25	ln(x)	ShapiroWilk
Sulfate (mg/L)	GWC-8Z	No	n/a	NP	NaN	25	ln(x)	ShapiroWilk
Sulfate (mg/L)	GWC-9	No	n/a	NP	NaN	25	x^(1/3)	ShapiroWilk
Sulfate (mg/L)	GWC-10	No	n/a	NP	NaN	25	x^(1/3)	ShapiroWilk
Sulfate (mg/L)	GWC-10R	No	n/a	NP	NaN	25	sqrt(x)	ShapiroWilk
Sulfate (mg/L)	GWC-11	No	n/a	NP	NaN	25	sqrt(x)	ShapiroWilk
Sulfate (mg/L)	GWC-11R	No	n/a	NP	NaN	25	ln(x)	ShapiroWilk
Sulfate (mg/L)	GWC-12	No	n/a	NP	NaN	25	ln(x)	ShapiroWilk
Sulfate (mg/L)	GWC-13	No	n/a	NP	NaN	25	ln(x)	ShapiroWilk
Sulfate (mg/L)	GWC-13RZ	No	n/a	NP	NaN	25	x^3	ShapiroWilk
Sulfate (mg/L)	GWC-14Z	No	n/a	NP	NaN	25	ln(x)	ShapiroWilk
Sulfate (mg/L)	GWC-15R	No	n/a	NP	NaN	25	x^2	ShapiroWilk
Sulfate (mg/L)	GWC-15Z	No	n/a	NP	NaN	25	ln(x)	ShapiroWilk
Sulfate (mg/L)	GWC-44	No	n/a	NP	NaN	26	sqrt(x)	ShapiroWilk
Sulfate (mg/L)	GWC-45	No	n/a	NP	NaN	25	ln(x)	ShapiroWilk
Sulfate (mg/L)	GWC-45R	No	n/a	NP	NaN	25	ln(x)	ShapiroWilk

Tukey's Outlier Test - All Results

Plant Bowen Client: Southern Company Data: Bowen 1, 2, 9, & 10 Printed 6/9/2026, 2:52 PM

Constituent	Well	Outlier	Value(s)	Method	Alpha	N	Distribution	Normality Test
Sulfate (mg/L)	GWC-46R	No	n/a	NP	NaN	25	normal	ShapiroWilk
Sulfate (mg/L)	GWC-47	No	n/a	NP	NaN	25	ln(x)	ShapiroWilk
Sulfate (mg/L)	GWC-47R	No	n/a	NP	NaN	25	sqrt(x)	ShapiroWilk
Sulfate (mg/L)	GWC-48	No	n/a	NP	NaN	27	ln(x)	ShapiroWilk
Sulfate (mg/L)	GWC-49R	No	n/a	NP	NaN	26	ln(x)	ShapiroWilk
Sulfate (mg/L)	GWC-49Z	No	n/a	NP	NaN	25	ln(x)	ShapiroWilk
TDS (mg/L)	GWA-1 (bg)	No	n/a	NP	NaN	25	x^(1/3)	ShapiroWilk
TDS (mg/L)	GWA-2 (bg)	No	n/a	NP	NaN	25	normal	ShapiroWilk
TDS (mg/L)	GWA-2R (bg)	No	n/a	NP	NaN	25	ln(x)	ShapiroWilk
TDS (mg/L)	GWA-3A (bg)	No	n/a	NP	NaN	10	normal	ShapiroWilk
TDS (mg/L)	GWA-4RZ (bg)	No	n/a	NP	NaN	25	ln(x)	ShapiroWilk
TDS (mg/L)	GWA-39RZ (bg)	No	n/a	NP	NaN	23	ln(x)	ShapiroWilk
TDS (mg/L)	GWA-39Z (bg)	No	n/a	NP	NaN	25	sqrt(x)	ShapiroWilk
TDS (mg/L)	GWA-40 (bg)	No	n/a	NP	NaN	25	ln(x)	ShapiroWilk
TDS (mg/L)	GWA-41 (bg)	No	n/a	NP	NaN	25	x^(1/3)	ShapiroWilk
TDS (mg/L)	GWA-41R (bg)	No	n/a	NP	NaN	25	normal	ShapiroWilk
TDS (mg/L)	GWA-42 (bg)	No	n/a	NP	NaN	25	ln(x)	ShapiroWilk
TDS (mg/L)	GWA-43 (bg)	No	n/a	NP	NaN	25	ln(x)	ShapiroWilk
TDS (mg/L)	GWA-43R (bg)	No	n/a	NP	NaN	25	normal	ShapiroWilk
TDS (mg/L)	**GWA-50 (bg)**	**Yes**	**147**	**NP**	**NaN**	**25**	**ln(x)**	**ShapiroWilk**
TDS (mg/L)	GWA-50R (bg)	No	n/a	NP	NaN	25	ln(x)	ShapiroWilk
TDS (mg/L)	GWC-5	No	n/a	NP	NaN	25	ln(x)	ShapiroWilk
TDS (mg/L)	**GWC-6**	**Yes**	**168**	**NP**	**NaN**	**25**	**ln(x)**	**ShapiroWilk**
TDS (mg/L)	GWC-6RZ	No	n/a	NP	NaN	25	sqrt(x)	ShapiroWilk
TDS (mg/L)	GWC-7Z	No	n/a	NP	NaN	25	ln(x)	ShapiroWilk
TDS (mg/L)	GWC-8RR	No	n/a	NP	NaN	25	x^4	ShapiroWilk
TDS (mg/L)	GWC-8Z	No	n/a	NP	NaN	25	normal	ShapiroWilk
TDS (mg/L)	GWC-9	No	n/a	NP	NaN	25	ln(x)	ShapiroWilk
TDS (mg/L)	GWC-10	No	n/a	NP	NaN	25	x^2	ShapiroWilk
TDS (mg/L)	GWC-10R	No	n/a	NP	NaN	25	x^2	ShapiroWilk
TDS (mg/L)	GWC-11	No	n/a	NP	NaN	25	normal	ShapiroWilk
TDS (mg/L)	GWC-11R	No	n/a	NP	NaN	25	x^6	ShapiroWilk
TDS (mg/L)	GWC-12	No	n/a	NP	NaN	25	ln(x)	ShapiroWilk
TDS (mg/L)	GWC-13	No	n/a	NP	NaN	26	ln(x)	ShapiroWilk
TDS (mg/L)	GWC-13RZ	No	n/a	NP	NaN	25	x^4	ShapiroWilk
TDS (mg/L)	GWC-14Z	No	n/a	NP	NaN	25	ln(x)	ShapiroWilk
TDS (mg/L)	GWC-15R	No	n/a	NP	NaN	25	x^(1/3)	ShapiroWilk
TDS (mg/L)	**GWC-15Z**	**Yes**	**53,214,54**	**NP**	**NaN**	**25**	**normal**	**ShapiroWilk**
TDS (mg/L)	GWC-44	No	n/a	NP	NaN	26	ln(x)	ShapiroWilk
TDS (mg/L)	GWC-45	No	n/a	NP	NaN	25	ln(x)	ShapiroWilk
TDS (mg/L)	GWC-45R	No	n/a	NP	NaN	25	normal	ShapiroWilk
TDS (mg/L)	GWC-46R	No	n/a	NP	NaN	25	ln(x)	ShapiroWilk
TDS (mg/L)	GWC-47	No	n/a	NP	NaN	25	ln(x)	ShapiroWilk
TDS (mg/L)	GWC-47R	No	n/a	NP	NaN	25	x^5	ShapiroWilk
TDS (mg/L)	GWC-48	No	n/a	NP	NaN	25	x^(1/3)	ShapiroWilk
TDS (mg/L)	GWC-49R	No	n/a	NP	NaN	25	ln(x)	ShapiroWilk
TDS (mg/L)	GWC-49Z	No	n/a	NP	NaN	25	ln(x)	ShapiroWilk
Vanadium (mg/L)	GWA-1 (bg)	n/a	n/a	NP	NaN	41	unknown	ShapiroWilk
Vanadium (mg/L)	GWA-2 (bg)	n/a	n/a	NP	NaN	41	unknown	ShapiroWilk
Vanadium (mg/L)	GWA-2R (bg)	n/a	n/a	NP	NaN	41	unknown	ShapiroWilk
Vanadium (mg/L)	GWA-3A (bg)	n/a	n/a	NP	NaN	40	unknown	ShapiroWilk
Vanadium (mg/L)	GWA-4RZ (bg)	n/a	n/a	NP	NaN	32	unknown	ShapiroWilk
Vanadium (mg/L)	GWA-39RZ (bg)	n/a	n/a	NP	NaN	19	unknown	ShapiroWilk
Vanadium (mg/L)	GWA-39Z (bg)	No	n/a	NP	NaN	24	normal	ShapiroWilk
Vanadium (mg/L)	GWA-40 (bg)	No	n/a	NP	NaN	24	normal	ShapiroWilk
Vanadium (mg/L)	GWA-41 (bg)	No	n/a	NP	NaN	24	normal	ShapiroWilk
Vanadium (mg/L)	GWA-41R (bg)	n/a	n/a	NP	NaN	24	unknown	ShapiroWilk
Vanadium (mg/L)	GWA-42 (bg)	n/a	n/a	NP	NaN	24	unknown	ShapiroWilk
Vanadium (mg/L)	GWA-43 (bg)	n/a	n/a	NP	NaN	24	unknown	ShapiroWilk
Vanadium (mg/L)	GWA-43R (bg)	n/a	n/a	NP	NaN	24	unknown	ShapiroWilk
Vanadium (mg/L)	GWA-50 (bg)	No	n/a	NP	NaN	35	normal	ShapiroWilk
Vanadium (mg/L)	GWA-50R (bg)	n/a	n/a	NP	NaN	35	unknown	ShapiroWilk
Vanadium (mg/L)	GWC-5	n/a	n/a	NP	NaN	41	unknown	ShapiroWilk
Vanadium (mg/L)	GWC-6	n/a	n/a	NP	NaN	41	unknown	ShapiroWilk
Vanadium (mg/L)	GWC-6RZ	No	n/a	NP	NaN	24	normal	ShapiroWilk

Tukey's Outlier Test - All Results

Plant Bowen Client: Southern Company Data: Bowen 1, 2, 9, & 10 Printed 6/9/2026, 2:52 PM

Constituent	Well	Outlier	Value(s)	Method	Alpha	N	Distribution	Normality Test
Vanadium (mg/L)	GWC-7Z	n/a	n/a	NP	NaN	40	unknown	ShapiroWilk
Vanadium (mg/L)	**GWC-8RR**	**Yes**	**0.0076,0.009,0.0072,0.0066,0.045,0.011,0.029,0.03**	**NP**	**NaN**	**41**	**ln(x)**	**ShapiroWilk**
Vanadium (mg/L)	**GWC-8Z**	**Yes**	**0.012,0.011,0.0013**	**NP**	**NaN**	**44**	**x^(1/3)**	**ShapiroWilk**
Vanadium (mg/L)	GWC-9	n/a	n/a	NP	NaN	41	unknown	ShapiroWilk
Vanadium (mg/L)	GWC-10	n/a	n/a	NP	NaN	41	unknown	ShapiroWilk
Vanadium (mg/L)	GWC-10R	No	n/a	NP	NaN	41	normal	ShapiroWilk
Vanadium (mg/L)	GWC-11	n/a	n/a	NP	NaN	41	unknown	ShapiroWilk
Vanadium (mg/L)	GWC-11R	n/a	n/a	NP	NaN	41	unknown	ShapiroWilk
Vanadium (mg/L)	GWC-12	n/a	n/a	NP	NaN	41	unknown	ShapiroWilk
Vanadium (mg/L)	GWC-13	No	n/a	NP	NaN	41	ln(x)	ShapiroWilk
Vanadium (mg/L)	GWC-13RZ	n/a	n/a	NP	NaN	40	unknown	ShapiroWilk
Vanadium (mg/L)	GWC-14Z	n/a	n/a	NP	NaN	41	unknown	ShapiroWilk
Vanadium (mg/L)	GWC-15R	n/a	n/a	NP	NaN	41	unknown	ShapiroWilk
Vanadium (mg/L)	GWC-15Z	No	n/a	NP	NaN	40	ln(x)	ShapiroWilk
Vanadium (mg/L)	GWC-44	n/a	n/a	NP	NaN	24	unknown	ShapiroWilk
Vanadium (mg/L)	GWC-45	n/a	n/a	NP	NaN	45	unknown	ShapiroWilk
Vanadium (mg/L)	GWC-45R	n/a	n/a	NP	NaN	45	unknown	ShapiroWilk
Vanadium (mg/L)	GWC-46R	No	n/a	NP	NaN	25	normal	ShapiroWilk
Vanadium (mg/L)	GWC-47	No	n/a	NP	NaN	24	normal	ShapiroWilk
Vanadium (mg/L)	GWC-47R	n/a	n/a	NP	NaN	24	unknown	ShapiroWilk
Vanadium (mg/L)	GWC-48	n/a	n/a	NP	NaN	24	unknown	ShapiroWilk
Vanadium (mg/L)	GWC-49R	No	n/a	NP	NaN	24	normal	ShapiroWilk
Vanadium (mg/L)	GWC-49Z	No	n/a	NP	NaN	24	normal	ShapiroWilk
Zinc (mg/L)	GWA-1 (bg)	No	n/a	NP	NaN	41	ln(x)	ShapiroWilk
Zinc (mg/L)	GWA-2 (bg)	No	n/a	NP	NaN	41	ln(x)	ShapiroWilk
Zinc (mg/L)	GWA-2R (bg)	No	n/a	NP	NaN	41	ln(x)	ShapiroWilk
Zinc (mg/L)	GWA-3A (bg)	No	n/a	NP	NaN	10	normal	ShapiroWilk
Zinc (mg/L)	GWA-4RZ (bg)	No	n/a	NP	NaN	32	sqrt(x)	ShapiroWilk
Zinc (mg/L)	GWA-39RZ (bg)	No	n/a	NP	NaN	19	sqrt(x)	ShapiroWilk
Zinc (mg/L)	GWA-39Z (bg)	No	n/a	NP	NaN	24	ln(x)	ShapiroWilk
Zinc (mg/L)	GWA-40 (bg)	No	n/a	NP	NaN	24	ln(x)	ShapiroWilk
Zinc (mg/L)	GWA-41 (bg)	No	n/a	NP	NaN	24	ln(x)	ShapiroWilk
Zinc (mg/L)	GWA-41R (bg)	No	n/a	NP	NaN	24	ln(x)	ShapiroWilk
Zinc (mg/L)	**GWA-42 (bg)**	**Yes**	**0.0162**	**NP**	**NaN**	**24**	**ln(x)**	**ShapiroWilk**
Zinc (mg/L)	GWA-43 (bg)	No	n/a	NP	NaN	24	ln(x)	ShapiroWilk
Zinc (mg/L)	GWA-43R (bg)	No	n/a	NP	NaN	24	x^(1/3)	ShapiroWilk
Zinc (mg/L)	GWA-50 (bg)	No	n/a	NP	NaN	35	ln(x)	ShapiroWilk
Zinc (mg/L)	GWA-50R (bg)	No	n/a	NP	NaN	35	ln(x)	ShapiroWilk
Zinc (mg/L)	GWC-5	No	n/a	NP	NaN	41	ln(x)	ShapiroWilk
Zinc (mg/L)	**GWC-6**	**Yes**	**0.048,0.055,0.045**	**NP**	**NaN**	**41**	**ln(x)**	**ShapiroWilk**
Zinc (mg/L)	GWC-6RZ	No	n/a	NP	NaN	24	ln(x)	ShapiroWilk
Zinc (mg/L)	**GWC-7Z**	**Yes**	**0.19**	**NP**	**NaN**	**40**	**ln(x)**	**ShapiroWilk**
Zinc (mg/L)	**GWC-8RR**	**Yes**	**0.24,0.098**	**NP**	**NaN**	**41**	**ln(x)**	**ShapiroWilk**
Zinc (mg/L)	GWC-8Z	No	n/a	NP	NaN	44	ln(x)	ShapiroWilk
Zinc (mg/L)	GWC-9	No	n/a	NP	NaN	41	ln(x)	ShapiroWilk
Zinc (mg/L)	GWC-10	No	n/a	NP	NaN	41	ln(x)	ShapiroWilk
Zinc (mg/L)	GWC-10R	No	n/a	NP	NaN	41	ln(x)	ShapiroWilk
Zinc (mg/L)	GWC-11	No	n/a	NP	NaN	41	x^2	ShapiroWilk
Zinc (mg/L)	GWC-11R	No	n/a	NP	NaN	41	sqrt(x)	ShapiroWilk
Zinc (mg/L)	GWC-12	No	n/a	NP	NaN	41	ln(x)	ShapiroWilk
Zinc (mg/L)	**GWC-13**	**Yes**	**0.087,0.067,0.00077**	**NP**	**NaN**	**41**	**ln(x)**	**ShapiroWilk**
Zinc (mg/L)	GWC-13RZ	No	n/a	NP	NaN	40	ln(x)	ShapiroWilk
Zinc (mg/L)	GWC-14Z	No	n/a	NP	NaN	41	ln(x)	ShapiroWilk
Zinc (mg/L)	GWC-15R	No	n/a	NP	NaN	41	ln(x)	ShapiroWilk
Zinc (mg/L)	GWC-15Z	No	n/a	NP	NaN	40	ln(x)	ShapiroWilk
Zinc (mg/L)	GWC-44	No	n/a	NP	NaN	24	ln(x)	ShapiroWilk
Zinc (mg/L)	GWC-45	No	n/a	NP	NaN	45	ln(x)	ShapiroWilk
Zinc (mg/L)	GWC-45R	No	n/a	NP	NaN	45	ln(x)	ShapiroWilk
Zinc (mg/L)	GWC-46R	No	n/a	NP	NaN	25	ln(x)	ShapiroWilk
Zinc (mg/L)	GWC-47	No	n/a	NP	NaN	25	x^(1/3)	ShapiroWilk
Zinc (mg/L)	GWC-47R	No	n/a	NP	NaN	24	ln(x)	ShapiroWilk
Zinc (mg/L)	GWC-48	No	n/a	NP	NaN	24	ln(x)	ShapiroWilk
Zinc (mg/L)	**GWC-49R**	**Yes**	**0.0022,0.0023**	**NP**	**NaN**	**24**	**ln(x)**	**ShapiroWilk**
Zinc (mg/L)	GWC-49Z	No	n/a	NP	NaN	24	ln(x)	ShapiroWilk

Tukey's Outlier Screening

GWA-1 (bg)

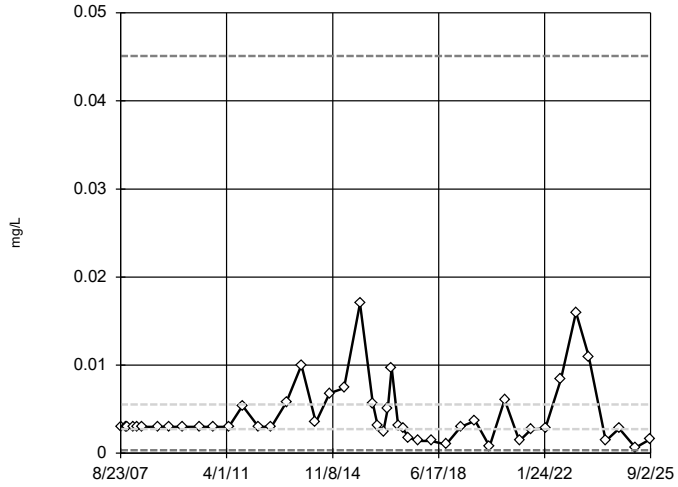

n = 46

No outliers found. Tukey's method selected by user.

Data were natural log transformed to achieve best W statistic (graph shown in original units).

High cutoff = 0.0451, low cutoff = 0.0003373, based on IQR multiplier of 3.

Constituent: Antimony Analysis Run 6/9/2026 2:38 PM View: Outlier Tests

Plant Bowen Client: Southern Company Data: Bowen 1, 2, 9, & 10

Sanitas™ v.10.1.06e Software licensed to Groundwater Stats Consulting. UG

Tukey's Outlier Screening

GWA-2 (bg)

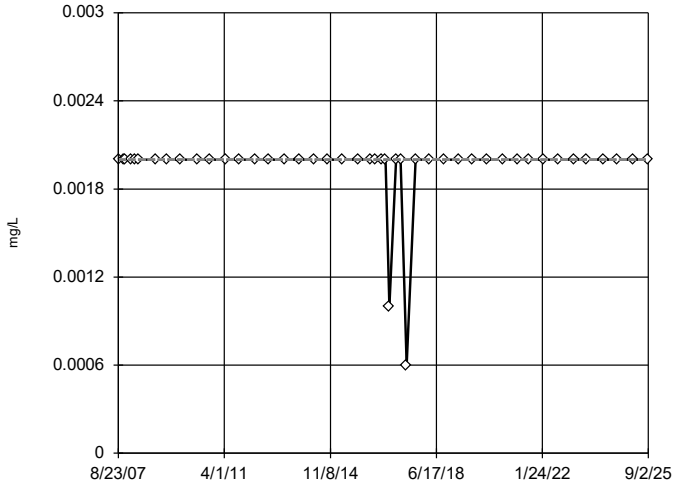

n = 46

No outliers found. Tukey's method selected by user.

Ladder of Powers transformations did not improve normality; analysis run on raw data.

The results were invalidated, because the lower and upper quartiles are equal.

Constituent: Antimony Analysis Run 6/9/2026 2:38 PM View: Outlier Tests

Plant Bowen Client: Southern Company Data: Bowen 1, 2, 9, & 10

Sanitas™ v.10.1.06e Software licensed to Groundwater Stats Consulting. UG

Tukey's Outlier Screening

GWA-2R (bg)

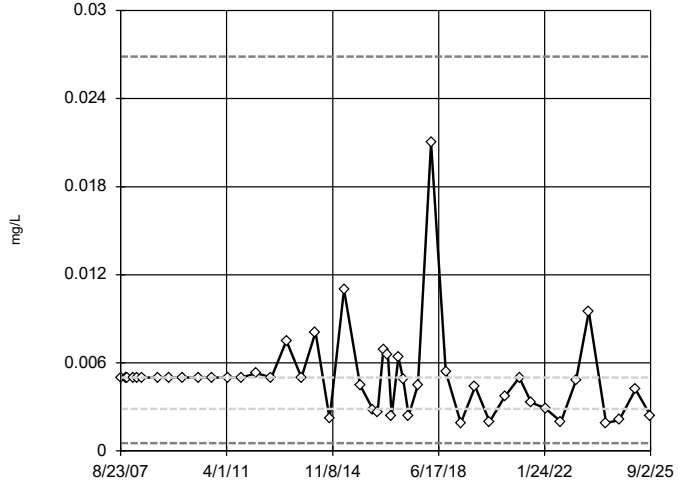

n = 46

No outliers found. Tukey's method selected by user.

Data were natural log transformed to achieve best W statistic (graph shown in original units).

High cutoff = 0.02687, low cutoff = 0.0005312, based on IQR multiplier of 3.

Constituent: Antimony Analysis Run 6/9/2026 2:38 PM View: Outlier Tests

Plant Bowen Client: Southern Company Data: Bowen 1, 2, 9, & 10

Sanitas™ v.10.1.06e Software licensed to Groundwater Stats Consulting. UG

Tukey's Outlier Screening

GWA-3A (bg)

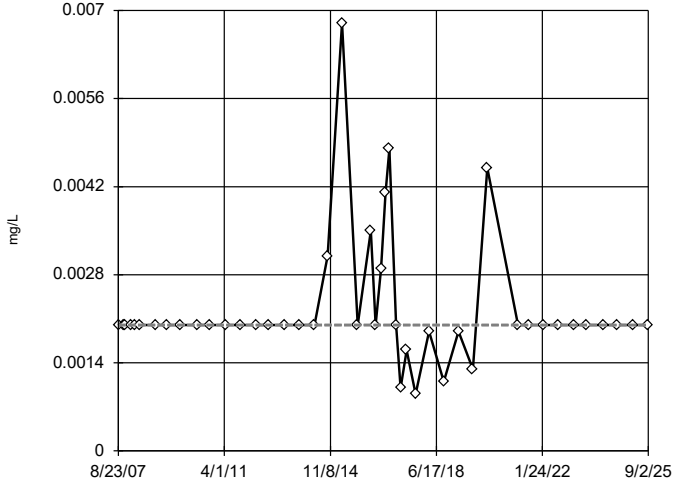

n = 45

No outliers found. Tukey's method selected by user.

Data were natural log transformed to achieve best W statistic (graph shown in original units).

The results were invalidated, because the lower and upper quartiles are equal.

Constituent: Antimony Analysis Run 6/9/2026 2:38 PM View: Outlier Tests

Plant Bowen Client: Southern Company Data: Bowen 1, 2, 9, & 10

Tukey's Outlier Screening

GWA-4RZ (bg)

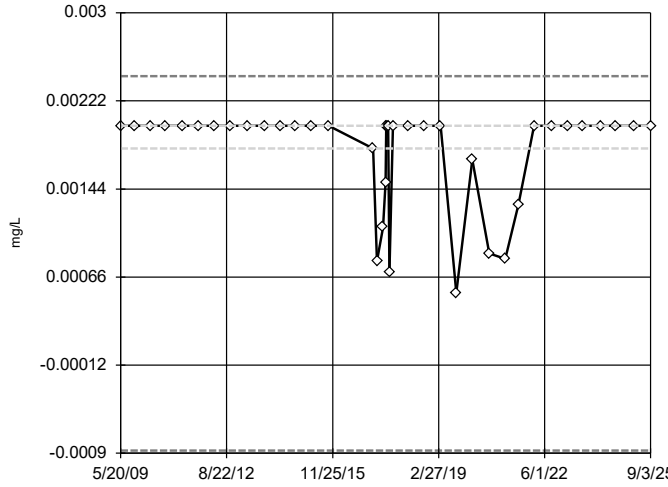

n = 39

No outliers found. Tukey's method selected by user.

Data were cube transformed to achieve best W statistic (graph shown in original units).

High cutoff = 0.002439, low cutoff = -0.0008759, based on IQR multiplier of 3.

Constituent: Antimony Analysis Run 6/9/2026 2:38 PM View: Outlier Tests

Plant Bowen Client: Southern Company Data: Bowen 1, 2, 9, & 10

Sanitas™ v.10.1.06e Software licensed to Groundwater Stats Consulting. UG

Tukey's Outlier Screening

GWA-39RZ (bg)

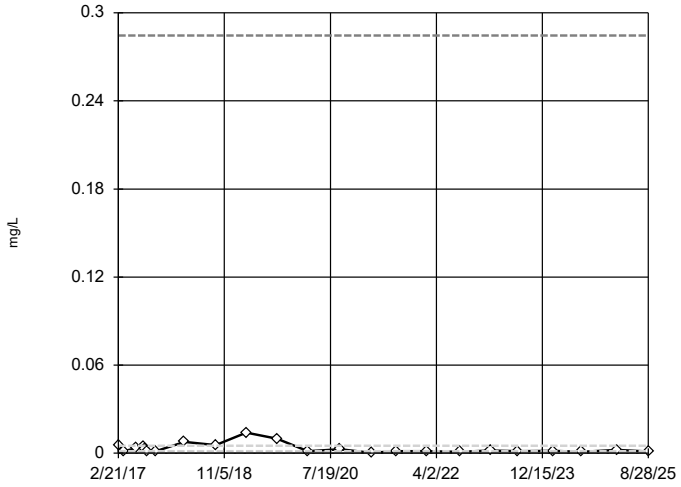

n = 23

No outliers found. Tukey's method selected by user.

Data were natural log transformed to achieve best W statistic (graph shown in original units).

High cutoff = 0.2845, low cutoff = 0.00002285, based on IQR multiplier of 3.

Constituent: Antimony Analysis Run 6/9/2026 2:38 PM View: Outlier Tests

Plant Bowen Client: Southern Company Data: Bowen 1, 2, 9, & 10

Sanitas™ v.10.1.06e Software licensed to Groundwater Stats Consulting. UG

Tukey's Outlier Screening

GWA-39Z (bg)

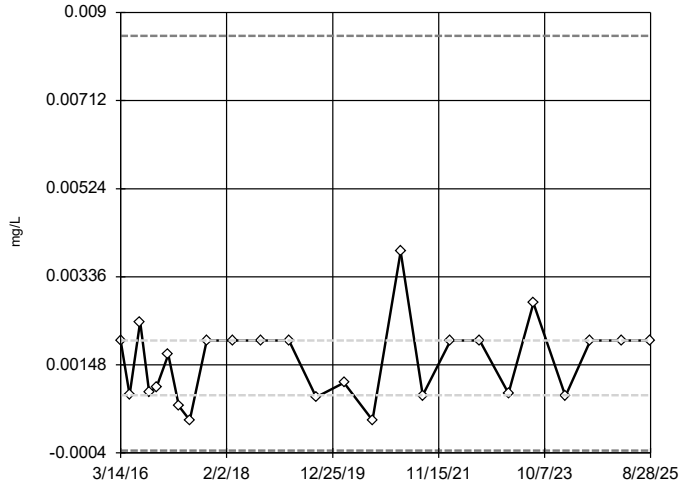

n = 25

No outliers found. Tukey's method selected by user.

Data were square root transformed to achieve best W statistic (graph shown in original units).

High cutoff = 0.008505, low cutoff = -0.0003465, based on IQR multiplier of 3.

Constituent: Antimony Analysis Run 6/9/2026 2:38 PM View: Outlier Tests

Plant Bowen Client: Southern Company Data: Bowen 1, 2, 9, & 10

Sanitas™ v.10.1.06e Software licensed to Groundwater Stats Consulting. UG

Tukey's Outlier Screening

GWA-40 (bg)

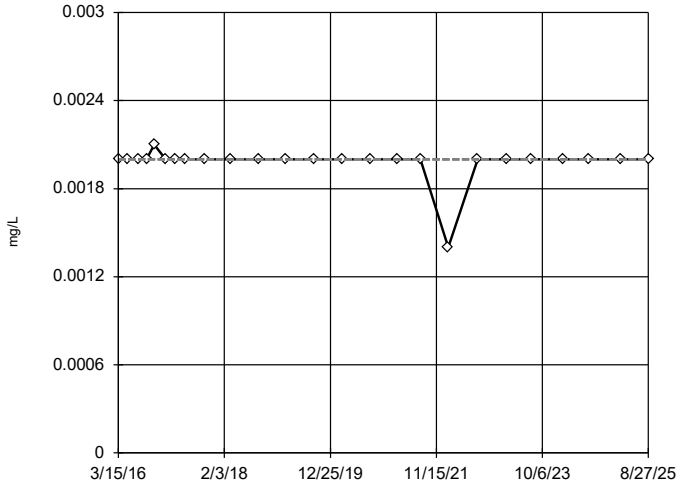

n = 25

No outliers found. Tukey's method selected by user.

Data were x^6 transformed to achieve best W statistic (graph shown in original units).

The results were invalidated, because the lower and upper quartiles are equal.

Constituent: Antimony Analysis Run 6/9/2026 2:38 PM View: Outlier Tests

Plant Bowen Client: Southern Company Data: Bowen 1, 2, 9, & 10

Tukey's Outlier Screening

GWA-41 (bg)

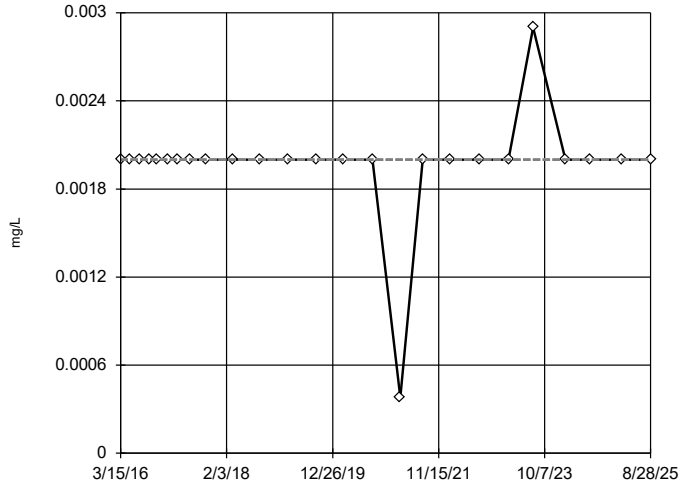

n = 25

No outliers found. Tukey's method selected by user.

Data were square transformed to achieve best W statistic (graph shown in original units).

The results were invalidated, because the lower and upper quartiles are equal.

Constituent: Antimony Analysis Run 6/9/2026 2:38 PM View: Outlier Tests

Plant Bowen Client: Southern Company Data: Bowen 1, 2, 9, & 10

Sanitas™ v.10.1.06e Software licensed to Groundwater Stats Consulting. UG

Tukey's Outlier Screening

GWA-41R (bg)

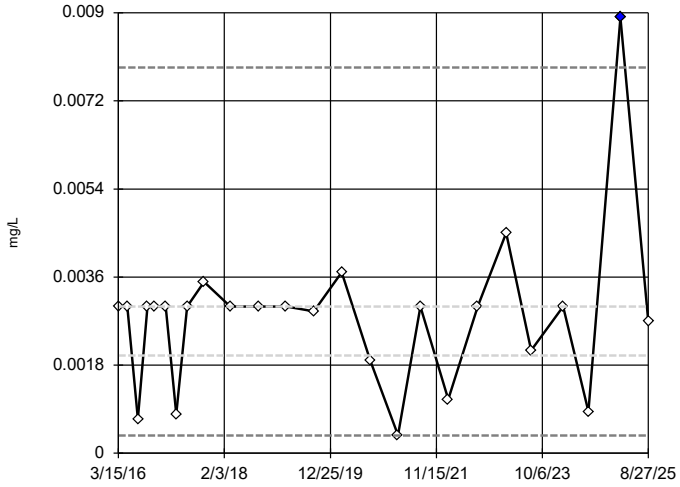

n = 25

Outlier is drawn as solid. Tukey's method selected by user.

Data were cube root transformed to achieve best W statistic (graph shown in original units).

High cutoff = 0.007884, low cutoff = 0.0003602, based on IQR multiplier of 3.

Constituent: Antimony Analysis Run 6/9/2026 2:38 PM View: Outlier Tests

Plant Bowen Client: Southern Company Data: Bowen 1, 2, 9, & 10

Sanitas™ v.10.1.06e Software licensed to Groundwater Stats Consulting. UG

Tukey's Outlier Screening

GWA-42 (bg)

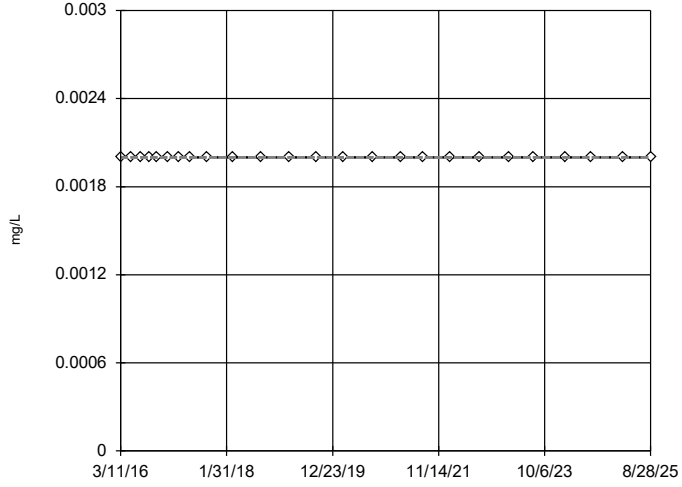

n = 25

No outliers found. Tukey's method selected by user.

Ladder of Powers transformations did not improve normality; analysis run on raw data.

The results were invalidated, because the lower and upper quartiles are equal.

Constituent: Antimony Analysis Run 6/9/2026 2:38 PM View: Outlier Tests

Plant Bowen Client: Southern Company Data: Bowen 1, 2, 9, & 10

Sanitas™ v.10.1.06e Software licensed to Groundwater Stats Consulting. UG

Tukey's Outlier Screening

GWA-43 (bg)

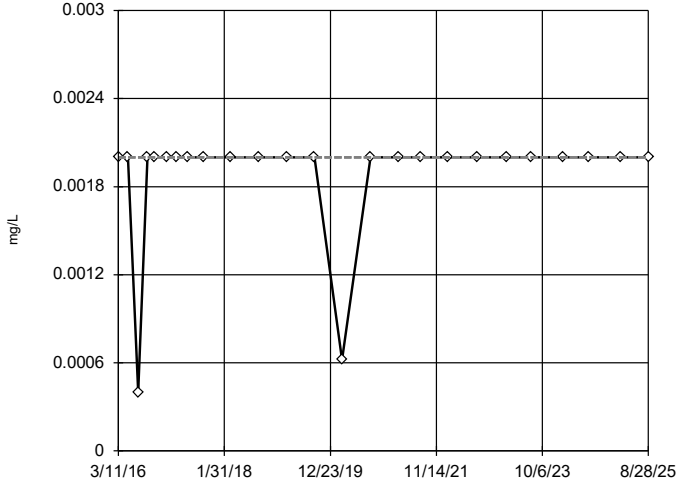

n = 25

No outliers found. Tukey's method selected by user.

Data were natural log transformed to achieve best W statistic (graph shown in original units).

The results were invalidated, because the lower and upper quartiles are equal.

Constituent: Antimony Analysis Run 6/9/2026 2:38 PM View: Outlier Tests

Plant Bowen Client: Southern Company Data: Bowen 1, 2, 9, & 10

Sanitas™ v.10.1.06e Software licensed to Groundwater Stats Consulting. UG

Tukey's Outlier Screening

GWA-43R (bg)

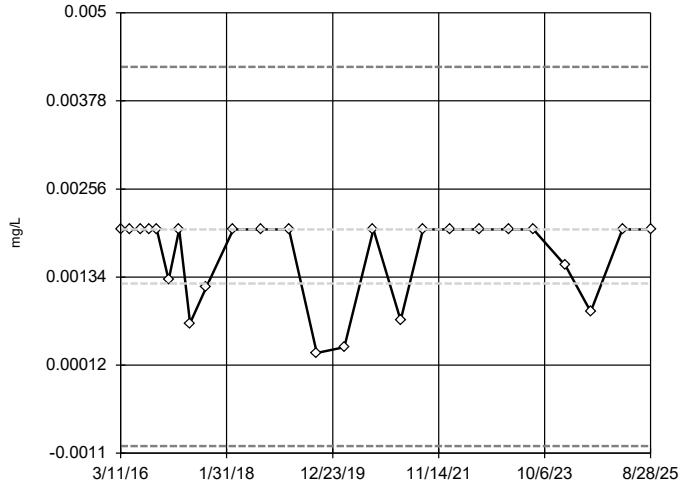

n = 25

No outliers found. Tukey's method selected by user.

Ladder of Powers transformations did not improve normality; analysis run on raw data.

High cutoff = 0.00425, low cutoff = -0.001, based on IQR multiplier of 3.

Constituent: Antimony Analysis Run 6/9/2026 2:38 PM View: Outlier Tests

Plant Bowen Client: Southern Company Data: Bowen 1, 2, 9, & 10

Sanitas™ v.10.1.06e Software licensed to Groundwater Stats Consulting. UG

Tukey's Outlier Screening

GWA-50 (bg)

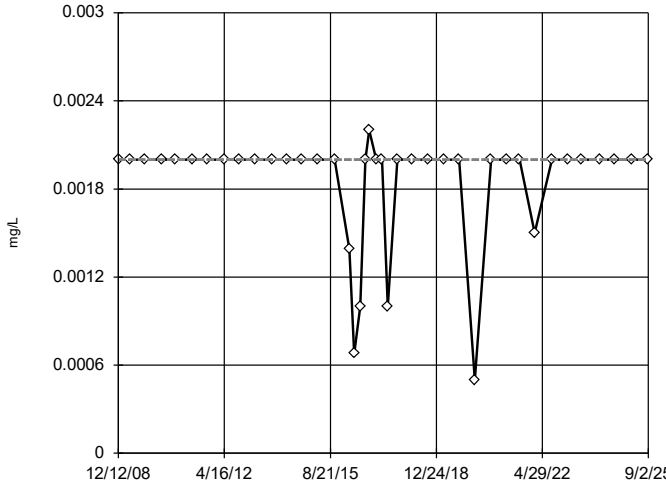

n = 40

No outliers found. Tukey's method selected by user.

Data were x^6 transformed to achieve best W statistic (graph shown in original units).

The results were invalidated, because the lower and upper quartiles are equal.

Constituent: Antimony Analysis Run 6/9/2026 2:38 PM View: Outlier Tests

Plant Bowen Client: Southern Company Data: Bowen 1, 2, 9, & 10

Sanitas™ v.10.1.06e Software licensed to Groundwater Stats Consulting. UG

Tukey's Outlier Screening

GWA-50R (bg)

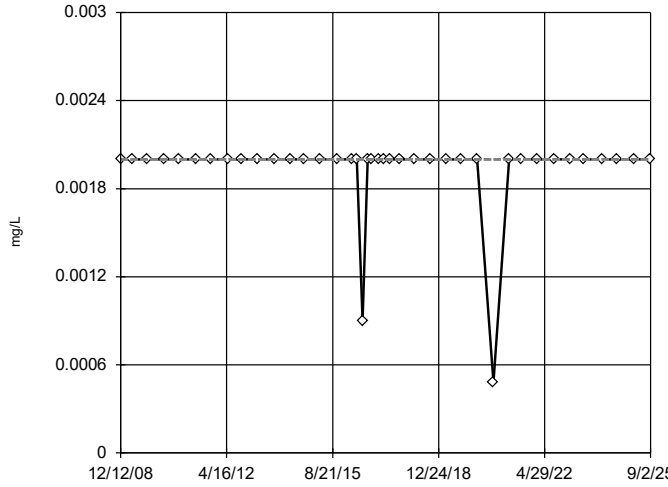

n = 40

No outliers found. Tukey's method selected by user.

Ladder of Powers transformations did not improve normality; analysis run on raw data.

The results were invalidated, because the lower and upper quartiles are equal.

Constituent: Antimony Analysis Run 6/9/2026 2:38 PM View: Outlier Tests

Plant Bowen Client: Southern Company Data: Bowen 1, 2, 9, & 10

Sanitas™ v.10.1.06e Software licensed to Groundwater Stats Consulting. UG

Tukey's Outlier Screening

GWC-5

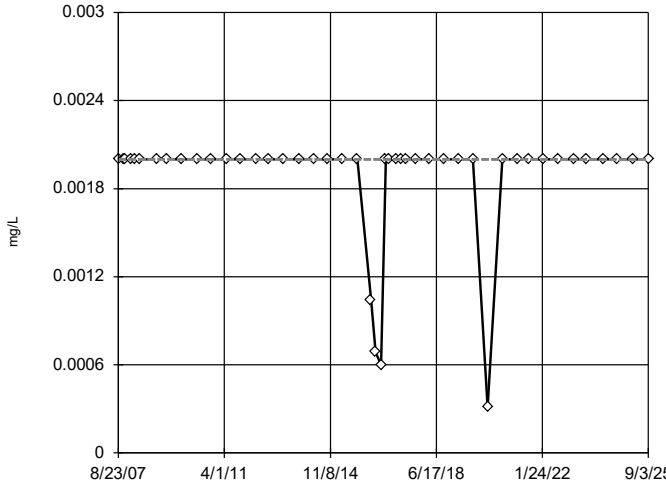

n = 46

No outliers found. Tukey's method selected by user.

Data were square root transformed to achieve best W statistic (graph shown in original units).

The results were invalidated, because the lower and upper quartiles are equal.

Constituent: Antimony Analysis Run 6/9/2026 2:38 PM View: Outlier Tests

Plant Bowen Client: Southern Company Data: Bowen 1, 2, 9, & 10

Sanitas™ v.10.1.06e Software licensed to Groundwater Stats Consulting. UG

Tukey's Outlier Screening

GWC-6

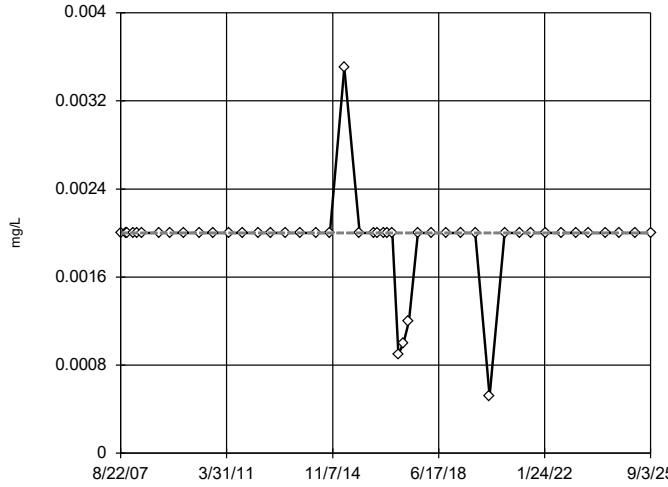

n = 46

No outliers found. Tukey's method selected by user.

Ladder of Powers transformations did not improve normality; analysis run on raw data.

The results were invalidated, because the lower and upper quartiles are equal.

Constituent: Antimony Analysis Run 6/9/2026 2:38 PM View: Outlier Tests

Plant Bowen Client: Southern Company Data: Bowen 1, 2, 9, & 10

Sanitas™ v.10.1.06e Software licensed to Groundwater Stats Consulting. UG

Tukey's Outlier Screening

GWC-6RZ

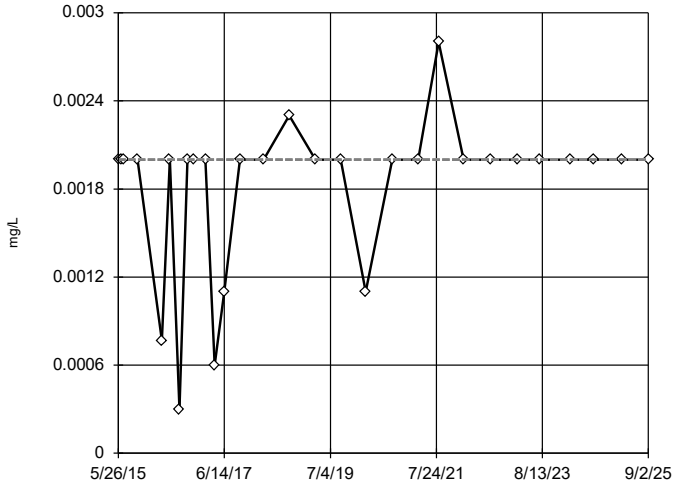

n = 29

No outliers found. Tukey's method selected by user.

Data were square transformed to achieve best W statistic (graph shown in original units).

The results were invalidated, because the lower and upper quartiles are equal.

Constituent: Antimony Analysis Run 6/9/2026 2:38 PM View: Outlier Tests

Plant Bowen Client: Southern Company Data: Bowen 1, 2, 9, & 10

Sanitas™ v.10.1.06e Software licensed to Groundwater Stats Consulting. UG

Tukey's Outlier Screening

GWC-7Z

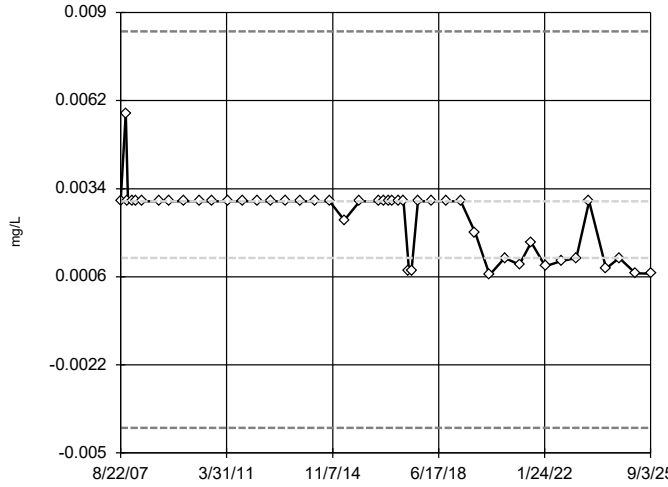

n = 46

No outliers found. Tukey's method selected by user.

Ladder of Powers transformations did not improve normality; analysis run on raw data.

High cutoff = 0.0084, low cutoff = -0.0042, based on IQR multiplier of 3.

Constituent: Antimony Analysis Run 6/9/2026 2:38 PM View: Outlier Tests

Plant Bowen Client: Southern Company Data: Bowen 1, 2, 9, & 10

Sanitas™ v.10.1.06e Software licensed to Groundwater Stats Consulting. UG

Tukey's Outlier Screening

GWC-8RR

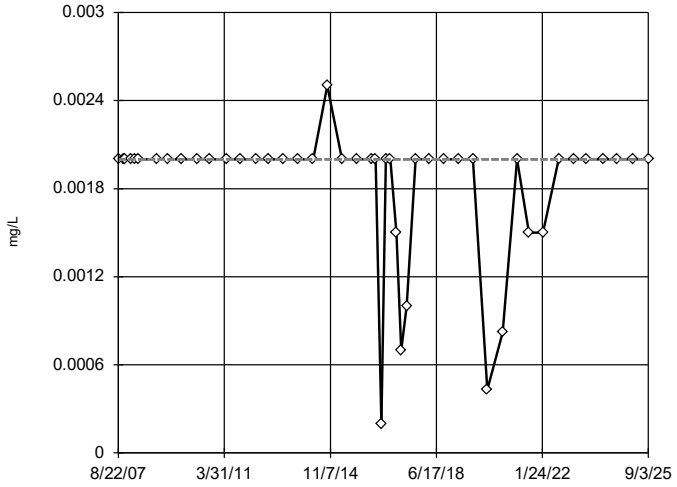

n = 46

No outliers found. Tukey's method selected by user.

Data were cube transformed to achieve best W statistic (graph shown in original units).

The results were invalidated, because the lower and upper quartiles are equal.

Constituent: Antimony Analysis Run 6/9/2026 2:38 PM View: Outlier Tests

Plant Bowen Client: Southern Company Data: Bowen 1, 2, 9, & 10

Sanitas™ v.10.1.06e Software licensed to Groundwater Stats Consulting. UG

Tukey's Outlier Screening

GWC-8Z

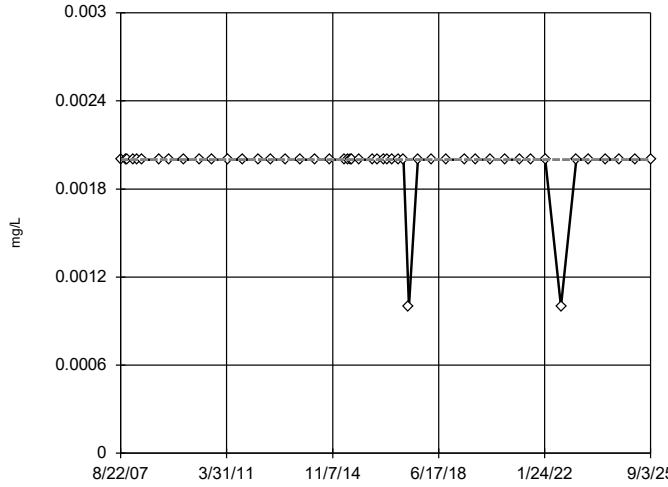

n = 49

No outliers found. Tukey's method selected by user.

Data were cube root transformed to achieve best W statistic (graph shown in original units).

The results were invalidated, because the lower and upper quartiles are equal.

Constituent: Antimony Analysis Run 6/9/2026 2:38 PM View: Outlier Tests

Plant Bowen Client: Southern Company Data: Bowen 1, 2, 9, & 10

Sanitas™ v.10.1.06e Software licensed to Groundwater Stats Consulting. UG

Tukey's Outlier Screening

GWC-9

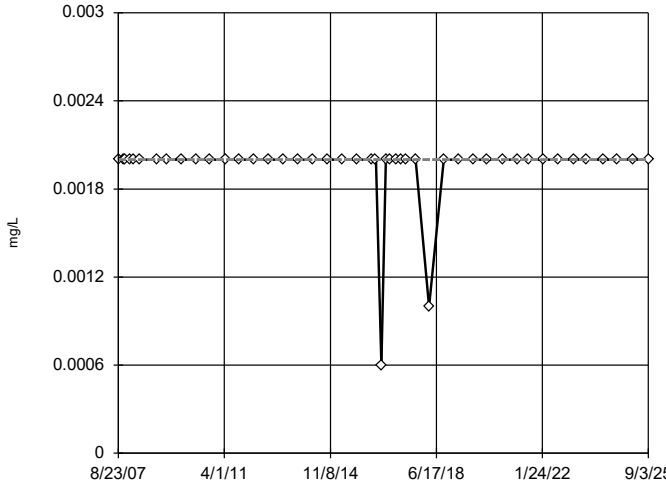

n = 46

No outliers found. Tukey's method selected by user.

Ladder of Powers transformations did not improve normality; analysis run on raw data.

The results were invalidated, because the lower and upper quartiles are equal.

Constituent: Antimony Analysis Run 6/9/2026 2:38 PM View: Outlier Tests

Plant Bowen Client: Southern Company Data: Bowen 1, 2, 9, & 10

Sanitas™ v.10.1.06e Software licensed to Groundwater Stats Consulting. UG

Tukey's Outlier Screening

GWC-10

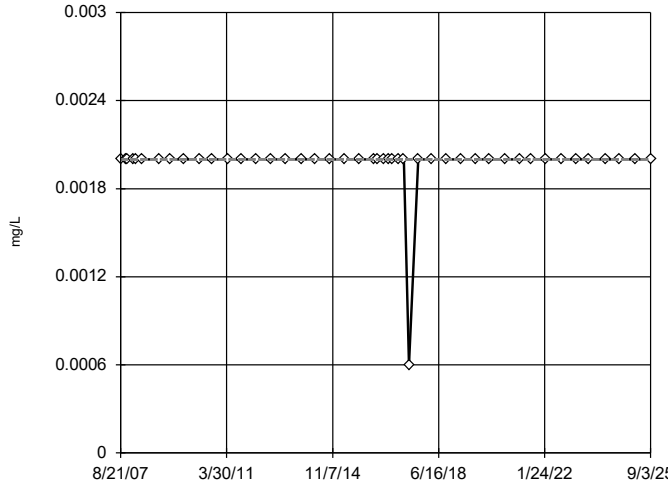

n = 46

No outliers found. Tukey's method selected by user.

Data were x^6 transformed to achieve best W statistic (graph shown in original units).

The results were invalidated, because the lower and upper quartiles are equal.

Constituent: Antimony Analysis Run 6/9/2026 2:38 PM View: Outlier Tests

Plant Bowen Client: Southern Company Data: Bowen 1, 2, 9, & 10

Sanitas™ v.10.1.06e Software licensed to Groundwater Stats Consulting. UG

Tukey's Outlier Screening

GWC-10R

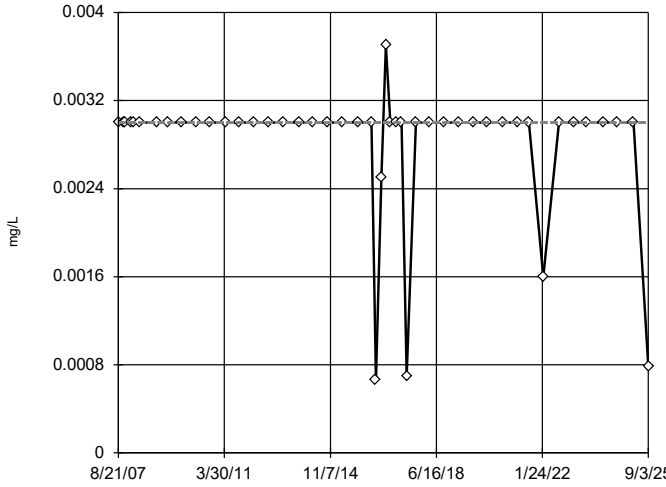

n = 46

No outliers found. Tukey's method selected by user.

Data were x^4 transformed to achieve best W statistic (graph shown in original units).

The results were invalidated, because the lower and upper quartiles are equal.

Constituent: Antimony Analysis Run 6/9/2026 2:38 PM View: Outlier Tests

Plant Bowen Client: Southern Company Data: Bowen 1, 2, 9, & 10

Sanitas™ v.10.1.06e Software licensed to Groundwater Stats Consulting. UG

Tukey's Outlier Screening

GWC-11

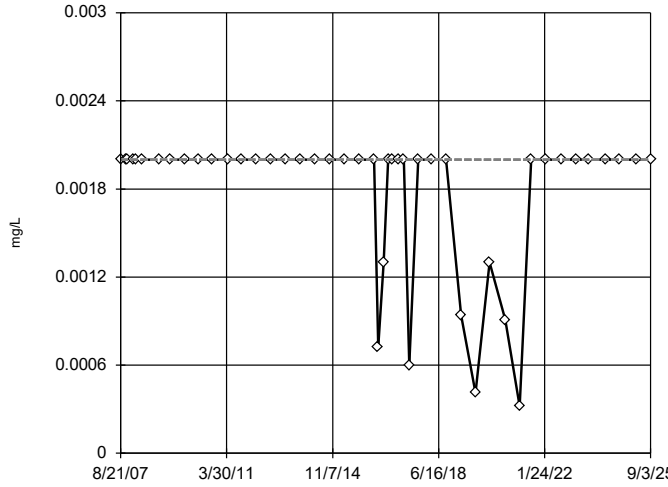

n = 46

No outliers found. Tukey's method selected by user.

Ladder of Powers transformations did not improve normality; analysis run on raw data.

The results were invalidated, because the lower and upper quartiles are equal.

Constituent: Antimony Analysis Run 6/9/2026 2:38 PM View: Outlier Tests

Plant Bowen Client: Southern Company Data: Bowen 1, 2, 9, & 10

Sanitas™ v.10.1.06e Software licensed to Groundwater Stats Consulting. UG

Tukey's Outlier Screening

GWC-11R

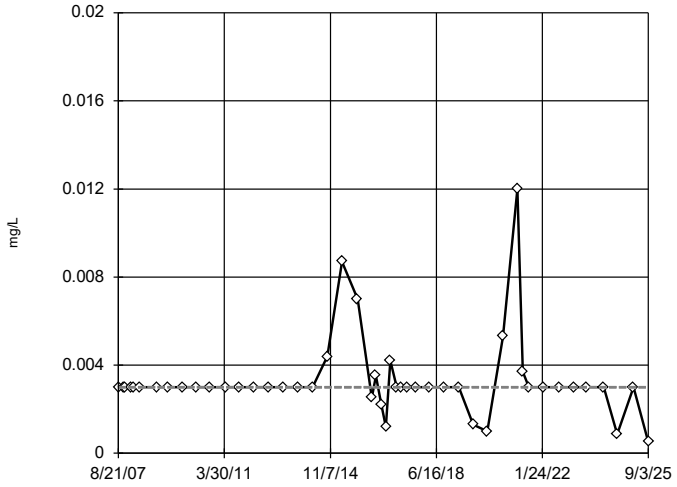

n = 47

No outliers found. Tukey's method selected by user.

Data were cube root transformed to achieve best W statistic (graph shown in original units).

The results were invalidated, because the lower and upper quartiles are equal.

Constituent: Antimony Analysis Run 6/9/2026 2:38 PM View: Outlier Tests

Plant Bowen Client: Southern Company Data: Bowen 1, 2, 9, & 10

Sanitas™ v.10.1.06e Software licensed to Groundwater Stats Consulting. UG

Tukey's Outlier Screening

GWC-12

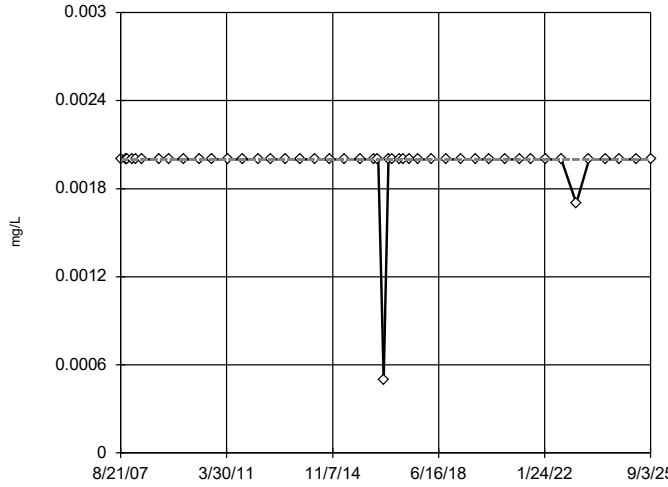

n = 46

No outliers found. Tukey's method selected by user.

Data were x^6 transformed to achieve best W statistic (graph shown in original units).

The results were invalidated, because the lower and upper quartiles are equal.

Constituent: Antimony Analysis Run 6/9/2026 2:38 PM View: Outlier Tests

Plant Bowen Client: Southern Company Data: Bowen 1, 2, 9, & 10

Sanitas™ v.10.1.06e Software licensed to Groundwater Stats Consulting. UG

Tukey's Outlier Screening

GWC-13

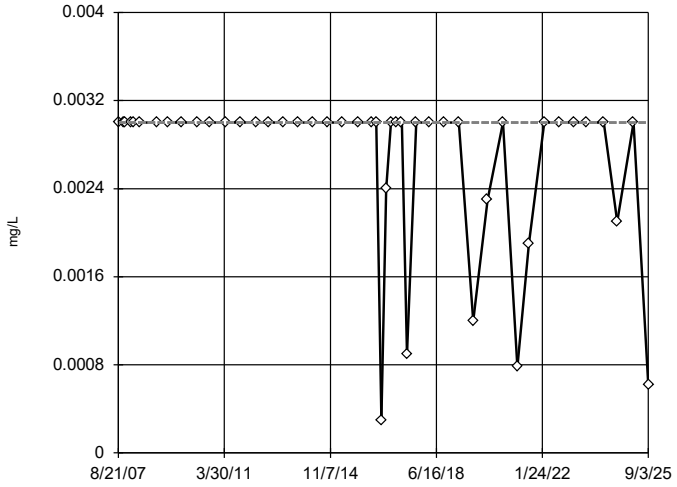

n = 46

No outliers found. Tukey's method selected by user.

Data were cube transformed to achieve best W statistic (graph shown in original units).

The results were invalidated, because the lower and upper quartiles are equal.

Constituent: Antimony Analysis Run 6/9/2026 2:38 PM View: Outlier Tests

Plant Bowen Client: Southern Company Data: Bowen 1, 2, 9, & 10

Sanitas™ v.10.1.06e Software licensed to Groundwater Stats Consulting. UG

Tukey's Outlier Screening

GWC-13RZ

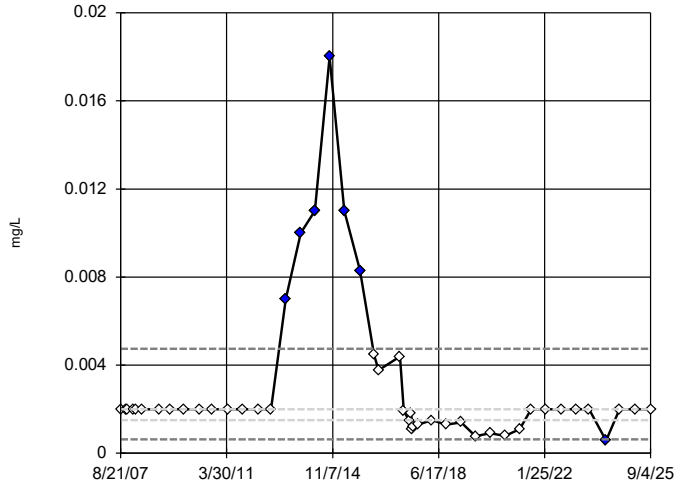

n = 46

Outliers are drawn as solid.
Tukey's method selected by user.

Data were natural log transformed to achieve best W statistic (graph shown in original units).

High cutoff = 0.004741, low cutoff = 0.0006328, based on IQR multiplier of 3.

Constituent: Antimony Analysis Run 6/9/2026 2:38 PM View: Outlier Tests
Plant Bowen Client: Southern Company Data: Bowen 1, 2, 9, & 10

Sanitas™ v.10.1.06e Software licensed to Groundwater Stats Consulting. UG

Tukey's Outlier Screening

GWC-14Z

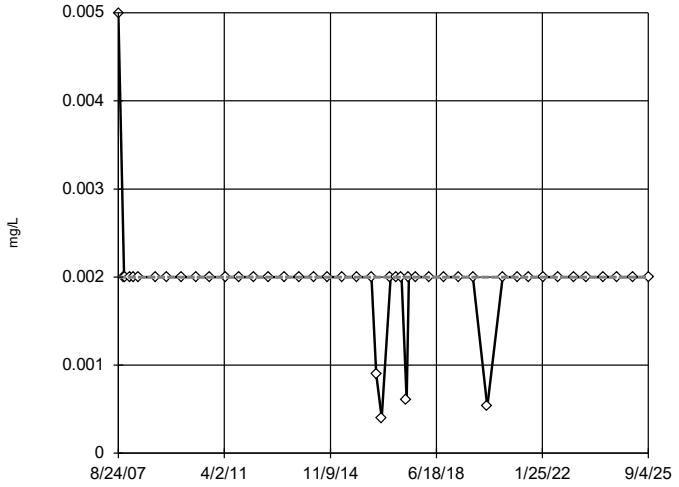

n = 46

No outliers found.
Tukey's method selected by user.

Data were square root transformed to achieve best W statistic (graph shown in original units).

The results were invalidated, because the lower and upper quartiles are equal.

Constituent: Antimony Analysis Run 6/9/2026 2:38 PM View: Outlier Tests
Plant Bowen Client: Southern Company Data: Bowen 1, 2, 9, & 10

Sanitas™ v.10.1.06e Software licensed to Groundwater Stats Consulting. UG

Tukey's Outlier Screening

GWC-15R

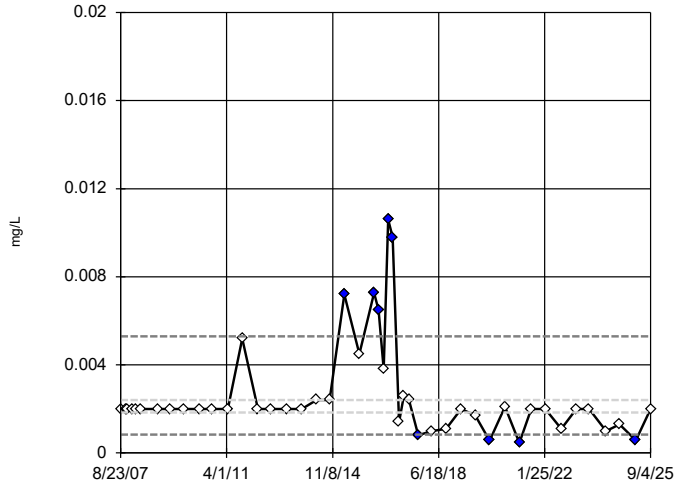

n = 46

Outliers are drawn as solid.
Tukey's method selected by user.

Data were natural log transformed to achieve best W statistic (graph shown in original units).

High cutoff = 0.005292, low cutoff = 0.0008362, based on IQR multiplier of 3.

Constituent: Antimony Analysis Run 6/9/2026 2:38 PM View: Outlier Tests
Plant Bowen Client: Southern Company Data: Bowen 1, 2, 9, & 10

Sanitas™ v.10.1.06e Software licensed to Groundwater Stats Consulting. UG

Tukey's Outlier Screening

GWC-15Z

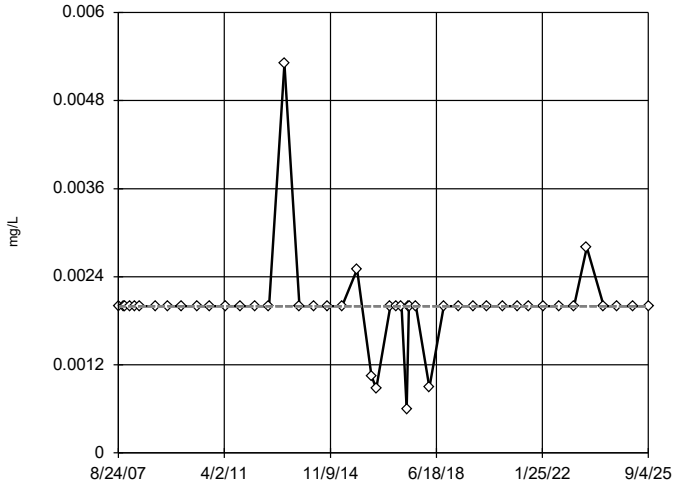

n = 46

No outliers found.
Tukey's method selected by user.

Data were cube root transformed to achieve best W statistic (graph shown in original units).

The results were invalidated, because the lower and upper quartiles are equal.

Constituent: Antimony Analysis Run 6/9/2026 2:38 PM View: Outlier Tests
Plant Bowen Client: Southern Company Data: Bowen 1, 2, 9, & 10

Tukey's Outlier Screening

GWC-44

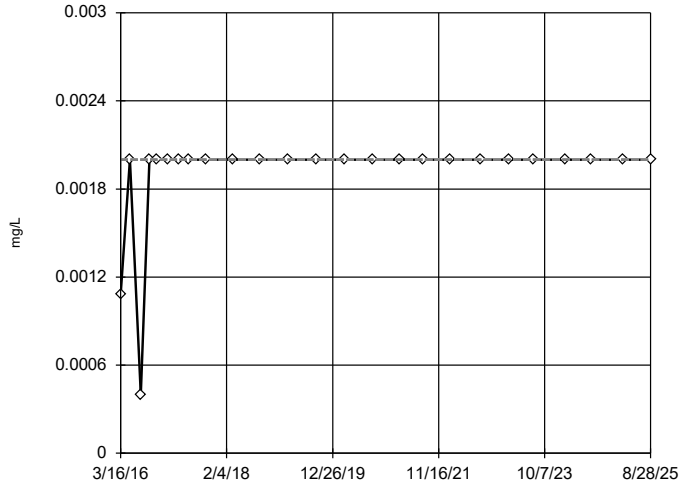

n = 25

No outliers found.
Tukey's method select-ed by user.

Data were square trans-formed to achieve best W statistic (graph shown in original units).

The results were invalid-ated, because the lower and upper quartiles are equal.

Constituent: Antimony Analysis Run 6/9/2026 2:38 PM View: Outlier Tests
Plant Bowen Client: Southern Company Data: Bowen 1, 2, 9, & 10

Sanitas™ v.10.1.06e Software licensed to Groundwater Stats Consulting. UG

Tukey's Outlier Screening

GWC-45

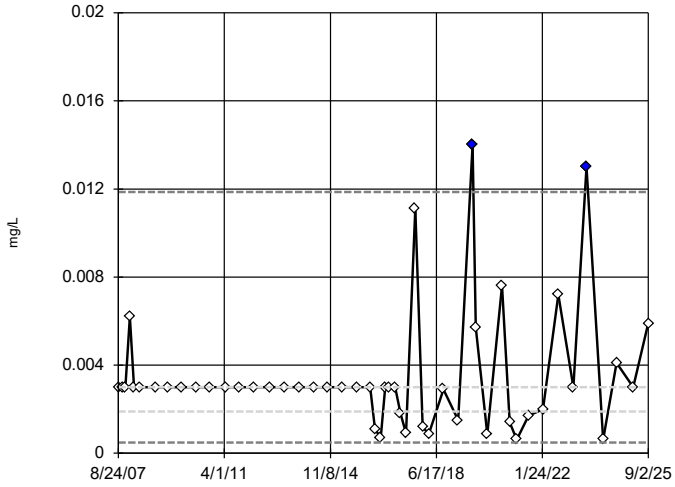

n = 49

Outliers are drawn as solid.
Tukey's method select-ed by user.

Data were natural log transformed to achieve best W statistic (graph shown in original units).

High cutoff = 0.01186, low cutoff = 0.00048, based on IQR multiplier of 3.

Constituent: Antimony Analysis Run 6/9/2026 2:38 PM View: Outlier Tests
Plant Bowen Client: Southern Company Data: Bowen 1, 2, 9, & 10

Sanitas™ v.10.1.06e Software licensed to Groundwater Stats Consulting. UG

Tukey's Outlier Screening

GWC-45R

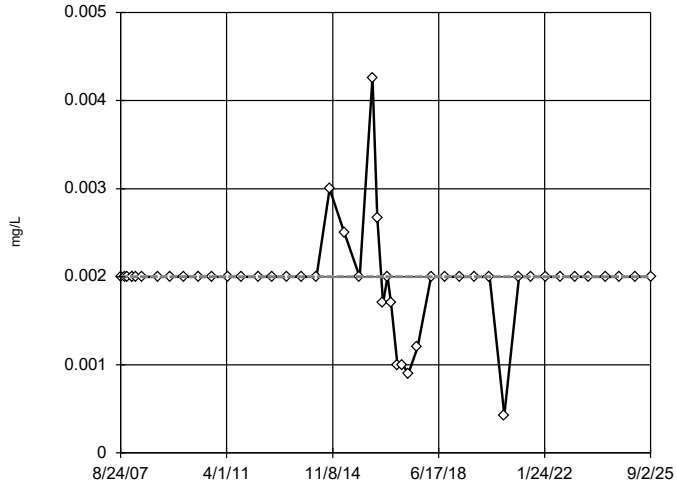

n = 46

No outliers found.
Tukey's method select-ed by user.

Data were square root transformed to achieve best W statistic (graph shown in original units).

The results were invalid-ated, because the lower and upper quartiles are equal.

Constituent: Antimony Analysis Run 6/9/2026 2:38 PM View: Outlier Tests
Plant Bowen Client: Southern Company Data: Bowen 1, 2, 9, & 10

Sanitas™ v.10.1.06e Software licensed to Groundwater Stats Consulting. UG

Tukey's Outlier Screening

GWC-46R

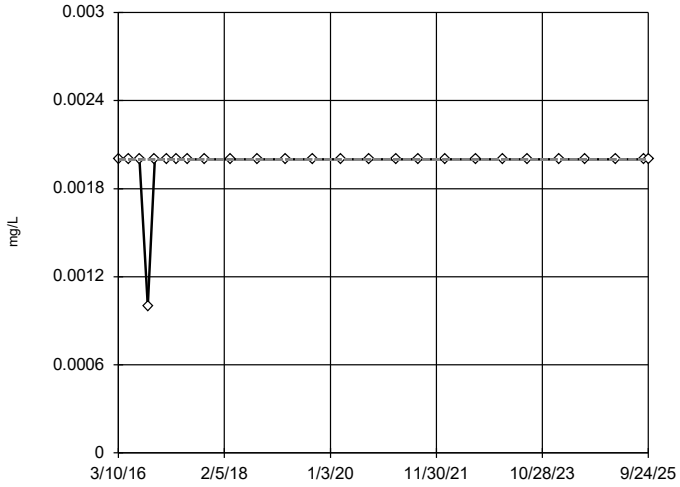

n = 26

No outliers found.
Tukey's method select-ed by user.

Data were natural log transformed to achieve best W statistic (graph shown in original units).

The results were invalid-ated, because the lower and upper quartiles are equal.

Constituent: Antimony Analysis Run 6/9/2026 2:38 PM View: Outlier Tests
Plant Bowen Client: Southern Company Data: Bowen 1, 2, 9, & 10

Sanitas™ v.10.1.06e Software licensed to Groundwater Stats Consulting. UG

Tukey's Outlier Screening

GWC-47

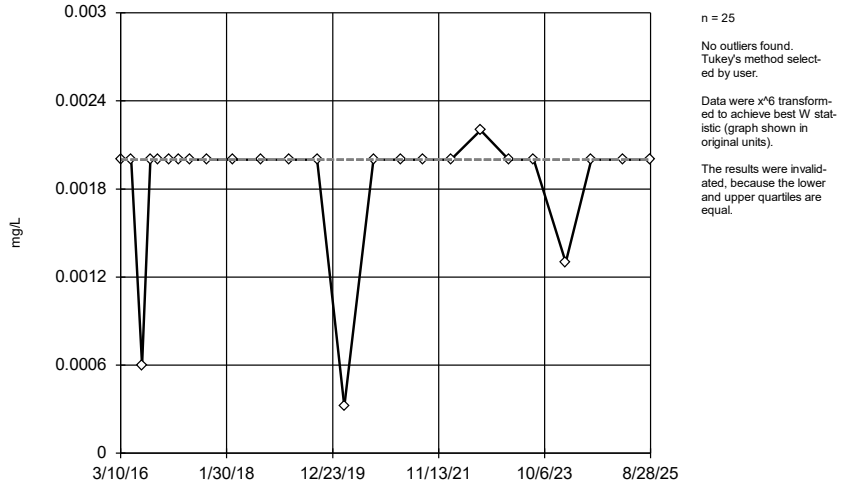

n = 25

No outliers found. Tukey's method selected by user.

Data were x^6 transformed to achieve best W statistic (graph shown in original units).

The results were invalidated, because the lower and upper quartiles are equal.

Constituent: Antimony Analysis Run 6/9/2026 2:38 PM View: Outlier Tests

Plant Bowen Client: Southern Company Data: Bowen 1, 2, 9, & 10

Sanitas™ v.10.1.06e Software licensed to Groundwater Stats Consulting. UG

Tukey's Outlier Screening

GWC-47R

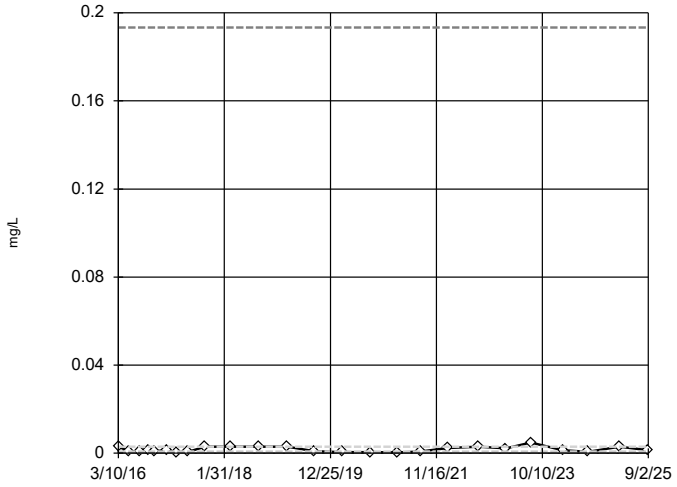

n = 25

No outliers found. Tukey's method selected by user.

Data were natural log transformed to achieve best W statistic (graph shown in original units).

High cutoff = 0.1933, low cutoff = 0.00001161, based on IQR multiplier of 3.

Constituent: Antimony Analysis Run 6/9/2026 2:38 PM View: Outlier Tests

Plant Bowen Client: Southern Company Data: Bowen 1, 2, 9, & 10

Sanitas™ v.10.1.06e Software licensed to Groundwater Stats Consulting. UG

Tukey's Outlier Screening

GWC-48

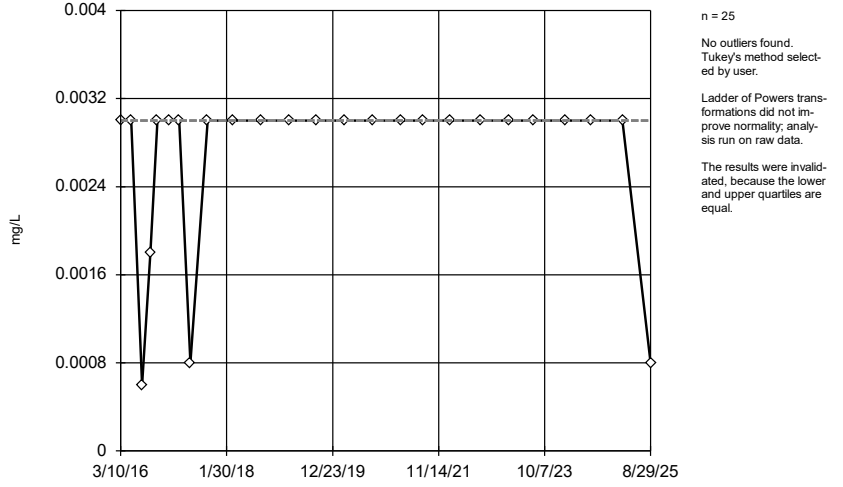

n = 25

No outliers found. Tukey's method selected by user.

Ladder of Powers transformations did not improve normality; analysis run on raw data.

The results were invalidated, because the lower and upper quartiles are equal.

Constituent: Antimony Analysis Run 6/9/2026 2:38 PM View: Outlier Tests

Plant Bowen Client: Southern Company Data: Bowen 1, 2, 9, & 10

Sanitas™ v.10.1.06e Software licensed to Groundwater Stats Consulting. UG

Tukey's Outlier Screening

GWC-49R

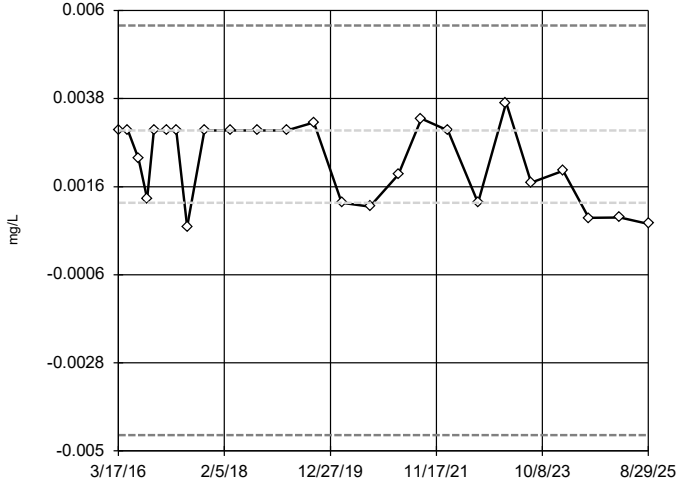

n = 25

No outliers found. Tukey's method selected by user.

Data were square transformed to achieve best W statistic (graph shown in original units).

High cutoff = 0.005628, low cutoff = -0.004609, based on IQR multiplier of 3.

Constituent: Antimony Analysis Run 6/9/2026 2:38 PM View: Outlier Tests

Plant Bowen Client: Southern Company Data: Bowen 1, 2, 9, & 10

Sanitas™ v.10.1.06e Software licensed to Groundwater Stats Consulting. UG

Tukey's Outlier Screening

GWC-49Z

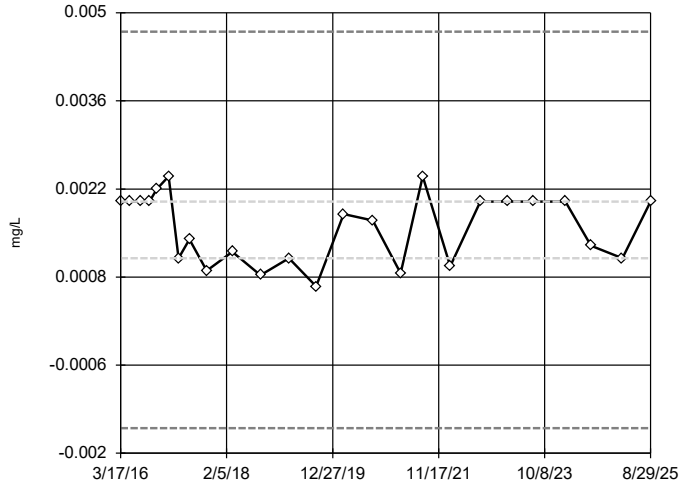

n = 25

No outliers found. Tukey's method selected by user.

Ladder of Powers transformations did not improve normality; analysis run on raw data.

High cutoff = 0.0047, low cutoff = -0.0016, based on IQR multiplier of 3.

Constituent: Antimony Analysis Run 6/9/2026 2:38 PM View: Outlier Tests

Plant Bowen Client: Southern Company Data: Bowen 1, 2, 9, & 10

Sanitas™ v.10.1.06e Software licensed to Groundwater Stats Consulting. UG

Tukey's Outlier Screening

GWA-1 (bg)

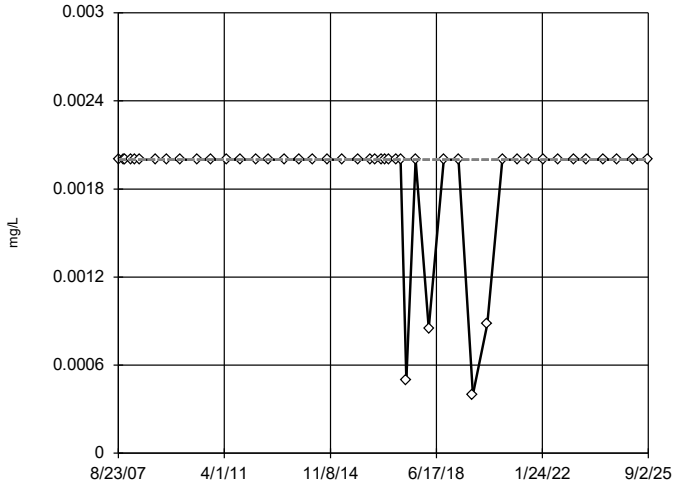

n = 46

No outliers found. Tukey's method selected by user.

Data were square root transformed to achieve best W statistic (graph shown in original units).

The results were invalidated, because the lower and upper quartiles are equal.

Constituent: Arsenic Analysis Run 6/9/2026 2:38 PM View: Outlier Tests

Plant Bowen Client: Southern Company Data: Bowen 1, 2, 9, & 10

Sanitas™ v.10.1.06e Software licensed to Groundwater Stats Consulting. UG

Tukey's Outlier Screening

GWA-2 (bg)

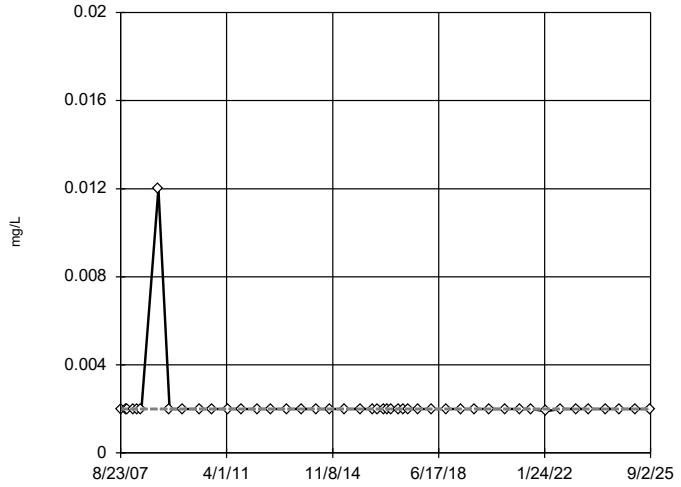

n = 46

No outliers found. Tukey's method selected by user.

Data were natural log transformed to achieve best W statistic (graph shown in original units).

The results were invalidated, because the lower and upper quartiles are equal.

Constituent: Arsenic Analysis Run 6/9/2026 2:38 PM View: Outlier Tests

Plant Bowen Client: Southern Company Data: Bowen 1, 2, 9, & 10

Sanitas™ v.10.1.06e Software licensed to Groundwater Stats Consulting. UG

Tukey's Outlier Screening

GWA-2R (bg)

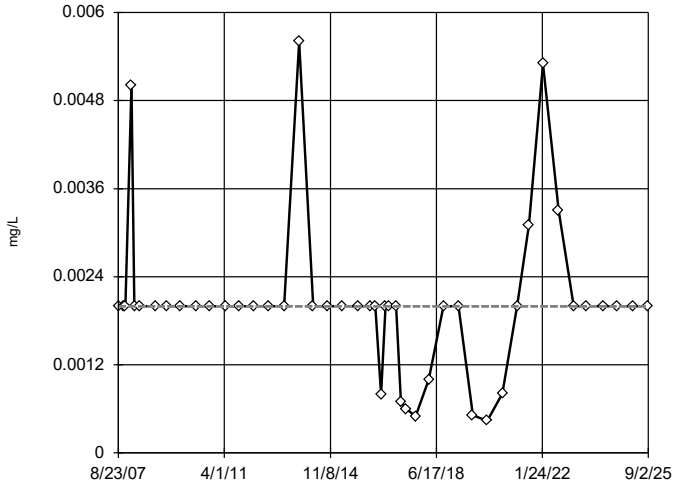

n = 46

No outliers found. Tukey's method selected by user.

Data were cube root transformed to achieve best W statistic (graph shown in original units).

The results were invalidated, because the lower and upper quartiles are equal.

Constituent: Arsenic Analysis Run 6/9/2026 2:38 PM View: Outlier Tests

Plant Bowen Client: Southern Company Data: Bowen 1, 2, 9, & 10

Tukey's Outlier Screening

GWA-3A (bg)

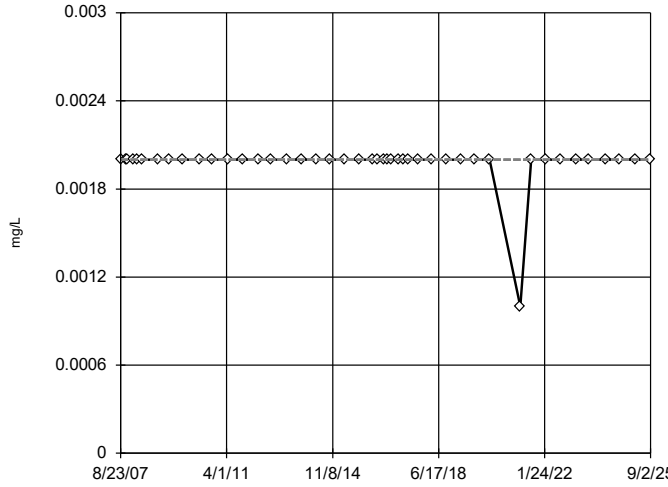

n = 45

No outliers found. Tukey's method selected by user.

Data were cube transformed to achieve best W statistic (graph shown in original units).

The results were invalidated, because the lower and upper quartiles are equal.

Constituent: Arsenic Analysis Run 6/9/2026 2:38 PM View: Outlier Tests

Plant Bowen Client: Southern Company Data: Bowen 1, 2, 9, & 10

Sanitas™ v.10.1.06e Software licensed to Groundwater Stats Consulting. UG

Tukey's Outlier Screening

GWA-4RZ (bg)

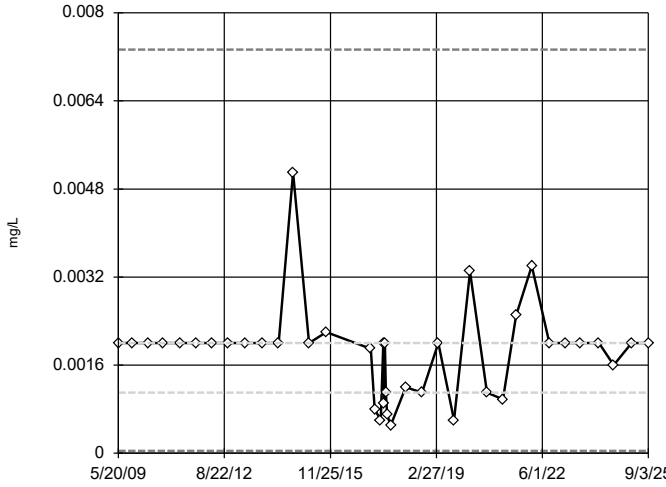

n = 39

No outliers found. Tukey's method selected by user.

Data were cube root transformed to achieve best W statistic (graph shown in original units).

High cutoff = 0.007334, low cutoff = 0.00004264, based on IQR multiplier of 3.

Constituent: Arsenic Analysis Run 6/9/2026 2:38 PM View: Outlier Tests

Plant Bowen Client: Southern Company Data: Bowen 1, 2, 9, & 10

Sanitas™ v.10.1.06e Software licensed to Groundwater Stats Consulting. UG

Tukey's Outlier Screening

GWA-39RZ (bg)

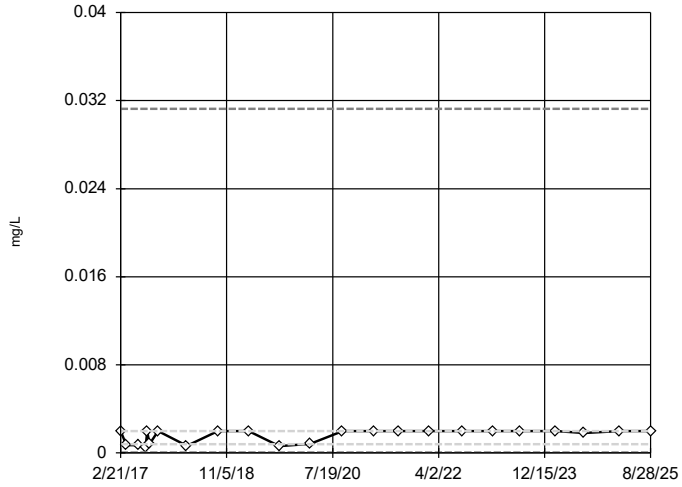

n = 23

No outliers found. Tukey's method selected by user.

Data were natural log transformed to achieve best W statistic (graph shown in original units).

High cutoff = 0.03125, low cutoff = 0.0000512, based on IQR multiplier of 3.

Constituent: Arsenic Analysis Run 6/9/2026 2:38 PM View: Outlier Tests

Plant Bowen Client: Southern Company Data: Bowen 1, 2, 9, & 10

Sanitas™ v.10.1.06e Software licensed to Groundwater Stats Consulting. UG

Tukey's Outlier Screening

GWA-39Z (bg)

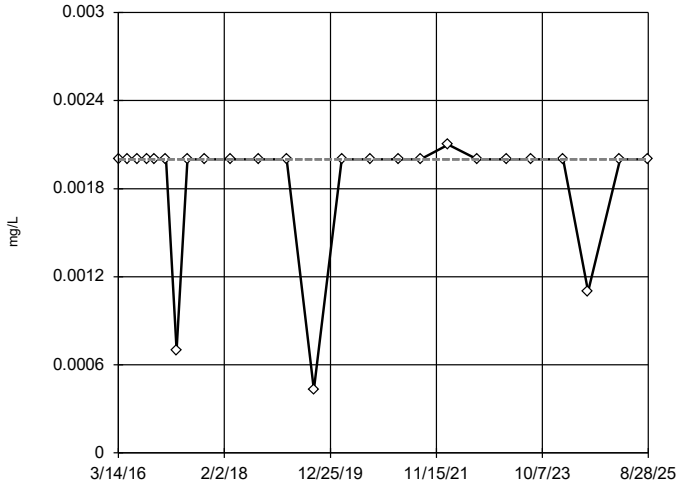

n = 25

No outliers found. Tukey's method selected by user.

Data were x^6 transformed to achieve best W statistic (graph shown in original units).

The results were invalidated, because the lower and upper quartiles are equal.

Constituent: Arsenic Analysis Run 6/9/2026 2:38 PM View: Outlier Tests

Plant Bowen Client: Southern Company Data: Bowen 1, 2, 9, & 10

Sanitas™ v.10.1.06e Software licensed to Groundwater Stats Consulting. UG

Tukey's Outlier Screening

GWA-40 (bg)

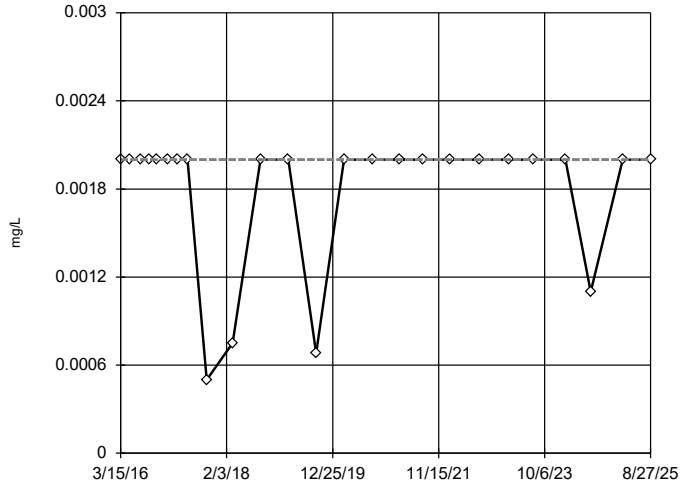

n = 25

No outliers found.
Tukey's method selected by user.

Data were cube root transformed to achieve best W statistic (graph shown in original units).

The results were invalidated, because the lower and upper quartiles are equal.

Constituent: Arsenic Analysis Run 6/9/2026 2:38 PM View: Outlier Tests
Plant Bowen Client: Southern Company Data: Bowen 1, 2, 9, & 10

Sanitas™ v.10.1.06e Software licensed to Groundwater Stats Consulting. UG

Tukey's Outlier Screening

GWA-41 (bg)

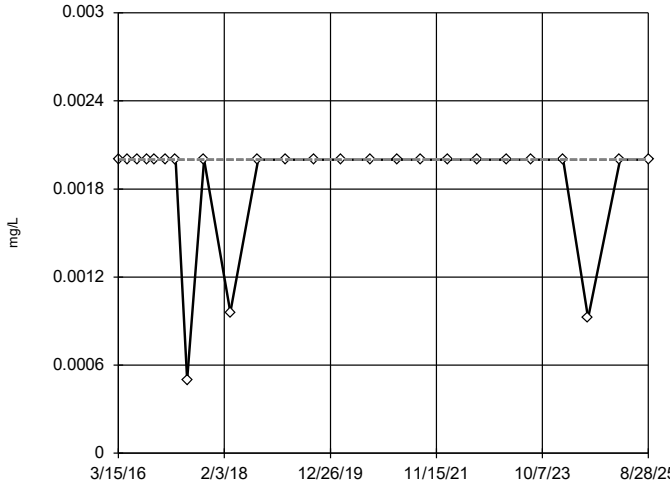

n = 25

No outliers found.
Tukey's method selected by user.

Data were square root transformed to achieve best W statistic (graph shown in original units).

The results were invalidated, because the lower and upper quartiles are equal.

Constituent: Arsenic Analysis Run 6/9/2026 2:38 PM View: Outlier Tests
Plant Bowen Client: Southern Company Data: Bowen 1, 2, 9, & 10

Sanitas™ v.10.1.06e Software licensed to Groundwater Stats Consulting. UG

Tukey's Outlier Screening

GWA-41R (bg)

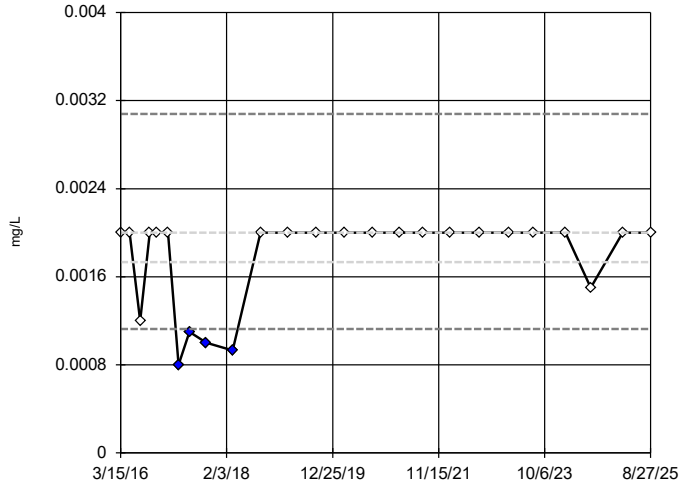

n = 25

Outliers are drawn as solid.
Tukey's method selected by user.

Data were natural log transformed to achieve best W statistic (graph shown in original units).

High cutoff = 0.003079, low cutoff = 0.001125, based on IQR multiplier of 3.

Constituent: Arsenic Analysis Run 6/9/2026 2:38 PM View: Outlier Tests
Plant Bowen Client: Southern Company Data: Bowen 1, 2, 9, & 10

Sanitas™ v.10.1.06e Software licensed to Groundwater Stats Consulting. UG

Tukey's Outlier Screening

GWA-42 (bg)

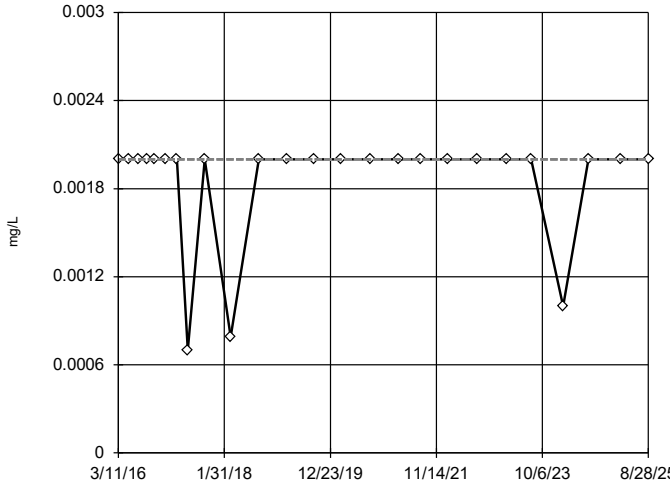

n = 25

No outliers found.
Tukey's method selected by user.

Data were natural log transformed to achieve best W statistic (graph shown in original units).

The results were invalidated, because the lower and upper quartiles are equal.

Constituent: Arsenic Analysis Run 6/9/2026 2:38 PM View: Outlier Tests
Plant Bowen Client: Southern Company Data: Bowen 1, 2, 9, & 10

Sanitas™ v.10.1.06e Software licensed to Groundwater Stats Consulting. UG

Tukey's Outlier Screening

GWA-43 (bg)

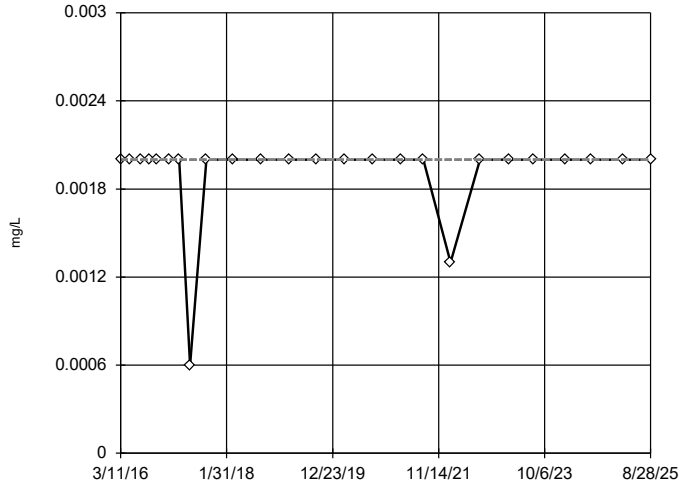

n = 25

No outliers found. Tukey's method selected by user.

Data were cube transformed to achieve best W statistic (graph shown in original units).

The results were invalidated, because the lower and upper quartiles are equal.

Constituent: Arsenic Analysis Run 6/9/2026 2:38 PM View: Outlier Tests

Plant Bowen Client: Southern Company Data: Bowen 1, 2, 9, & 10

Sanitas™ v.10.1.06e Software licensed to Groundwater Stats Consulting. UG

Tukey's Outlier Screening

GWA-43R (bg)

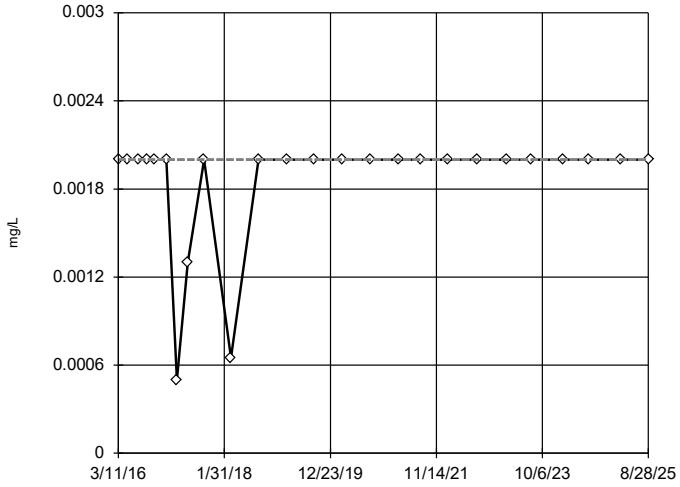

n = 25

No outliers found. Tukey's method selected by user.

Data were square transformed to achieve best W statistic (graph shown in original units).

The results were invalidated, because the lower and upper quartiles are equal.

Constituent: Arsenic Analysis Run 6/9/2026 2:38 PM View: Outlier Tests

Plant Bowen Client: Southern Company Data: Bowen 1, 2, 9, & 10

Sanitas™ v.10.1.06e Software licensed to Groundwater Stats Consulting. UG

Tukey's Outlier Screening

GWA-50 (bg)

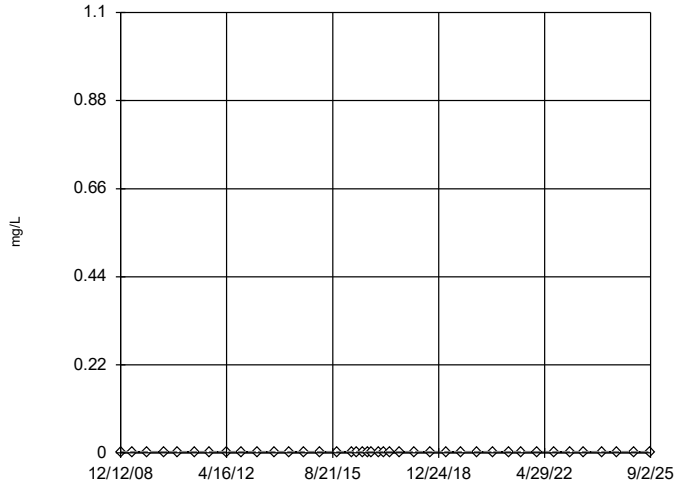

n = 40

No outliers found. Tukey's method selected by user.

All values are the same.

Constituent: Arsenic Analysis Run 6/9/2026 2:38 PM View: Outlier Tests

Plant Bowen Client: Southern Company Data: Bowen 1, 2, 9, & 10

Sanitas™ v.10.1.06e Software licensed to Groundwater Stats Consulting. UG

Tukey's Outlier Screening

GWA-50R (bg)

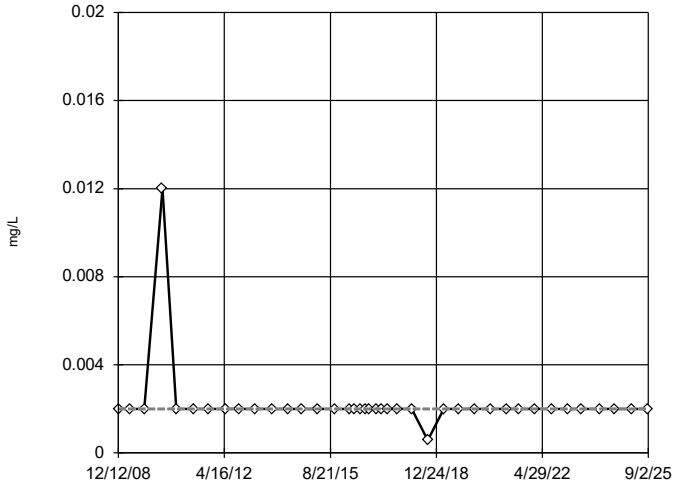

n = 40

No outliers found. Tukey's method selected by user.

Data were natural log transformed to achieve best W statistic (graph shown in original units).

The results were invalidated, because the lower and upper quartiles are equal.

Constituent: Arsenic Analysis Run 6/9/2026 2:38 PM View: Outlier Tests

Plant Bowen Client: Southern Company Data: Bowen 1, 2, 9, & 10

Tukey's Outlier Screening

GWC-5

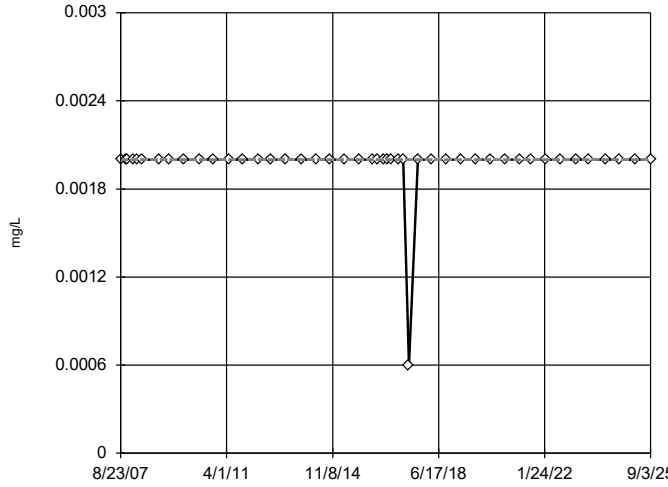

n = 46

No outliers found.
Tukey's method selected by user.

Data were x^6 transformed to achieve best W statistic (graph shown in original units).

The results were invalidated, because the lower and upper quartiles are equal.

Constituent: Arsenic Analysis Run 6/9/2026 2:38 PM View: Outlier Tests
Plant Bowen Client: Southern Company Data: Bowen 1, 2, 9, & 10

Sanitas™ v.10.1.06e Software licensed to Groundwater Stats Consulting. UG

Tukey's Outlier Screening

GWC-6

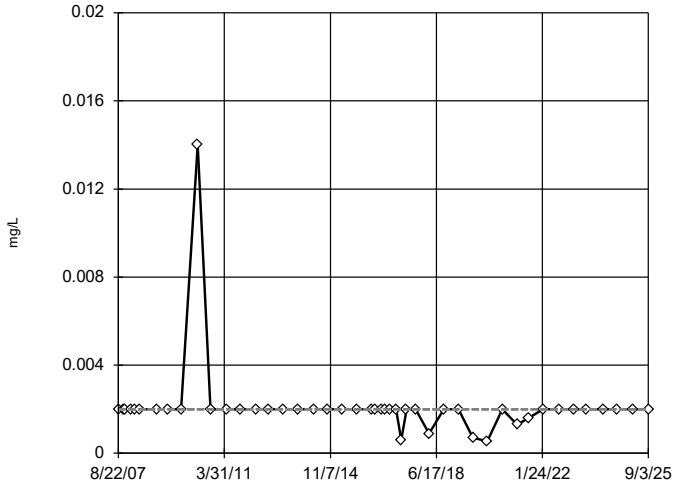

n = 46

No outliers found.
Tukey's method selected by user.

Data were natural log transformed to achieve best W statistic (graph shown in original units).

The results were invalidated, because the lower and upper quartiles are equal.

Constituent: Arsenic Analysis Run 6/9/2026 2:38 PM View: Outlier Tests
Plant Bowen Client: Southern Company Data: Bowen 1, 2, 9, & 10

Sanitas™ v.10.1.06e Software licensed to Groundwater Stats Consulting. UG

Tukey's Outlier Screening

GWC-6RZ

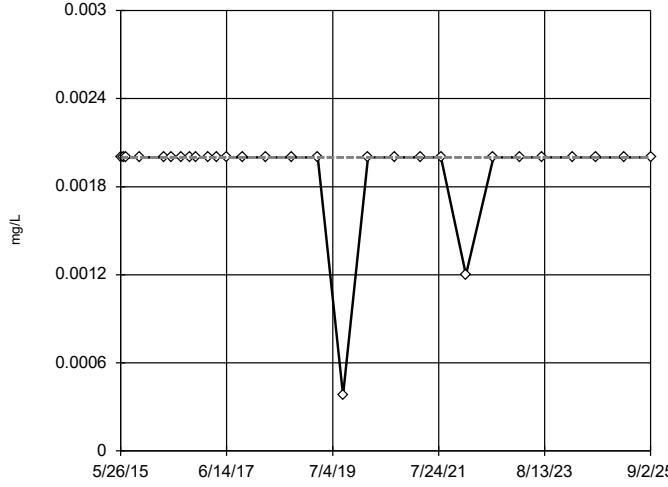

n = 29

No outliers found.
Tukey's method selected by user.

Data were square transformed to achieve best W statistic (graph shown in original units).

The results were invalidated, because the lower and upper quartiles are equal.

Constituent: Arsenic Analysis Run 6/9/2026 2:38 PM View: Outlier Tests
Plant Bowen Client: Southern Company Data: Bowen 1, 2, 9, & 10

Sanitas™ v.10.1.06e Software licensed to Groundwater Stats Consulting. UG

Tukey's Outlier Screening

GWC-7Z

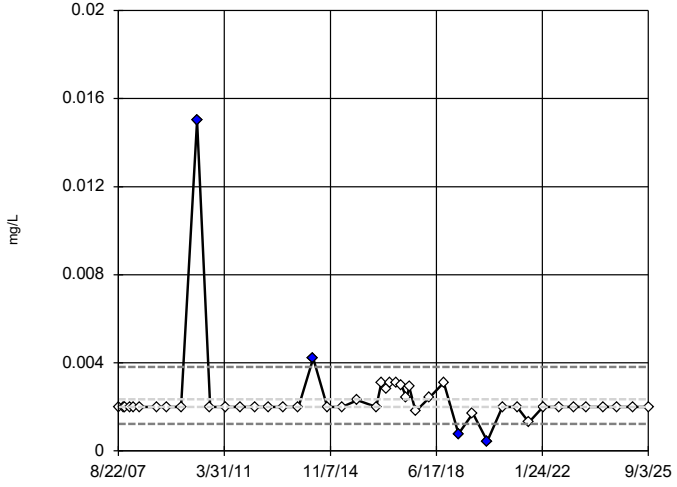

n = 46

Outliers are drawn as solid.
Tukey's method selected by user.

Data were natural log transformed to achieve best W statistic (graph shown in original units).

High cutoff = 0.003809, low cutoff = 0.001234, based on IQR multiplier of 3.

Constituent: Arsenic Analysis Run 6/9/2026 2:38 PM View: Outlier Tests
Plant Bowen Client: Southern Company Data: Bowen 1, 2, 9, & 10

Tukey's Outlier Screening

GWC-8RR

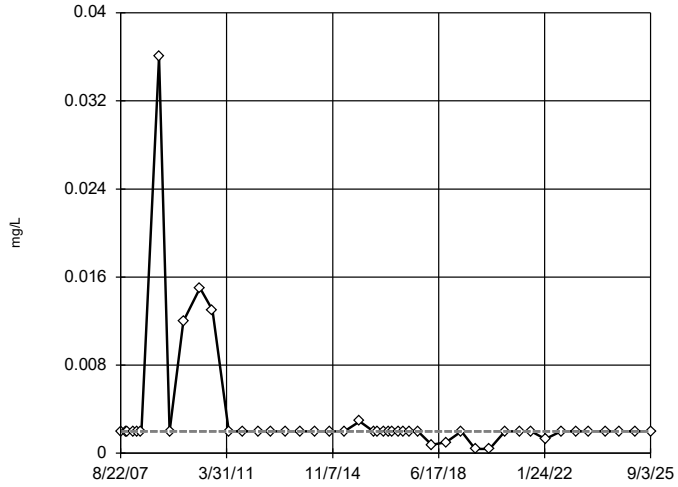

n = 46

No outliers found. Tukey's method selected by user.

Data were natural log transformed to achieve best W statistic (graph shown in original units).

The results were invalidated, because the lower and upper quartiles are equal.

Constituent: Arsenic Analysis Run 6/9/2026 2:38 PM View: Outlier Tests

Plant Bowen Client: Southern Company Data: Bowen 1, 2, 9, & 10

Sanitas™ v.10.1.06e Software licensed to Groundwater Stats Consulting. UG

Tukey's Outlier Screening

GWC-8Z

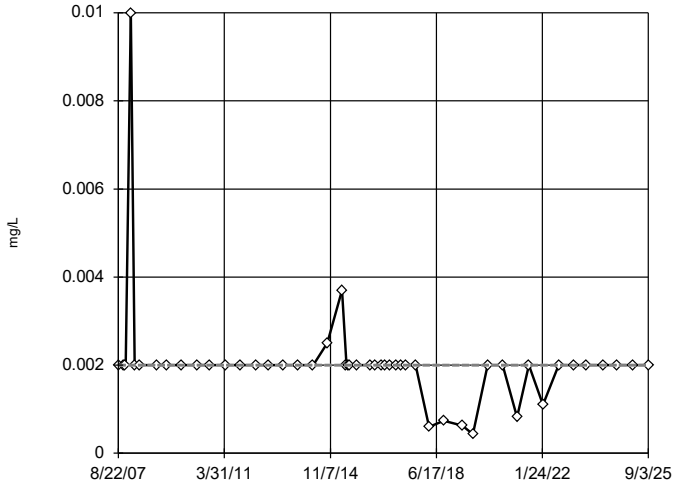

n = 49

No outliers found. Tukey's method selected by user.

Data were natural log transformed to achieve best W statistic (graph shown in original units).

The results were invalidated, because the lower and upper quartiles are equal.

Constituent: Arsenic Analysis Run 6/9/2026 2:38 PM View: Outlier Tests

Plant Bowen Client: Southern Company Data: Bowen 1, 2, 9, & 10

Sanitas™ v.10.1.06e Software licensed to Groundwater Stats Consulting. UG

Tukey's Outlier Screening

GWC-9

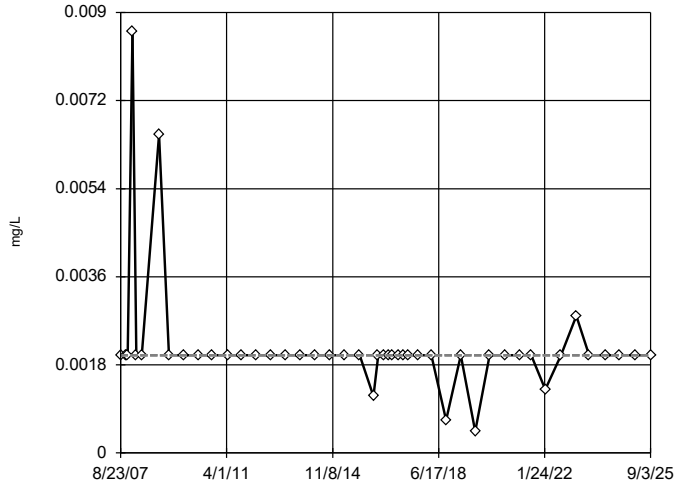

n = 46

No outliers found. Tukey's method selected by user.

Data were natural log transformed to achieve best W statistic (graph shown in original units).

The results were invalidated, because the lower and upper quartiles are equal.

Constituent: Arsenic Analysis Run 6/9/2026 2:38 PM View: Outlier Tests

Plant Bowen Client: Southern Company Data: Bowen 1, 2, 9, & 10

Sanitas™ v.10.1.06e Software licensed to Groundwater Stats Consulting. UG

Tukey's Outlier Screening

GWC-10

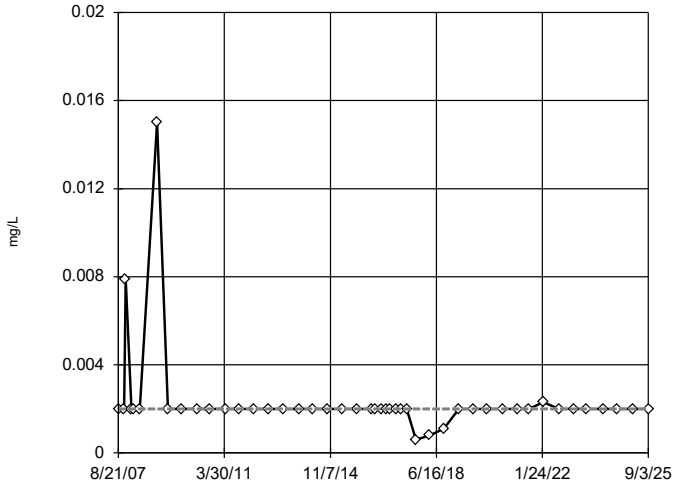

n = 46

No outliers found. Tukey's method selected by user.

Data were natural log transformed to achieve best W statistic (graph shown in original units).

The results were invalidated, because the lower and upper quartiles are equal.

Constituent: Arsenic Analysis Run 6/9/2026 2:38 PM View: Outlier Tests

Plant Bowen Client: Southern Company Data: Bowen 1, 2, 9, & 10

Tukey's Outlier Screening

GWC-10R

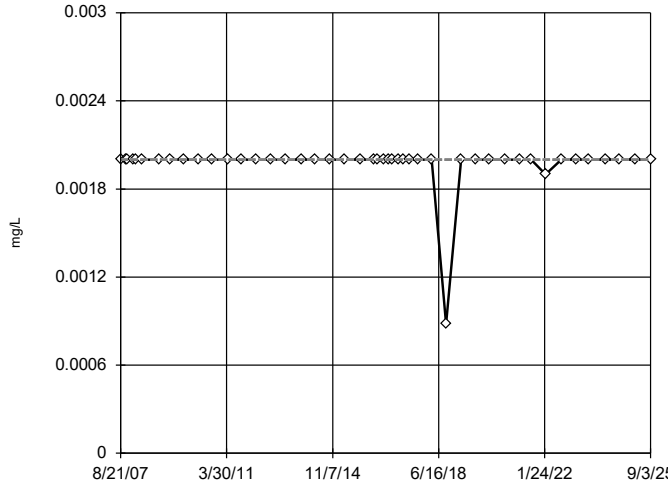

n = 46

No outliers found. Tukey's method selected by user.

Data were x^6 transformed to achieve best W statistic (graph shown in original units).

The results were invalidated, because the lower and upper quartiles are equal.

Constituent: Arsenic Analysis Run 6/9/2026 2:39 PM View: Outlier Tests

Plant Bowen Client: Southern Company Data: Bowen 1, 2, 9, & 10

Sanitas™ v.10.1.06e Software licensed to Groundwater Stats Consulting. UG

Tukey's Outlier Screening

GWC-11

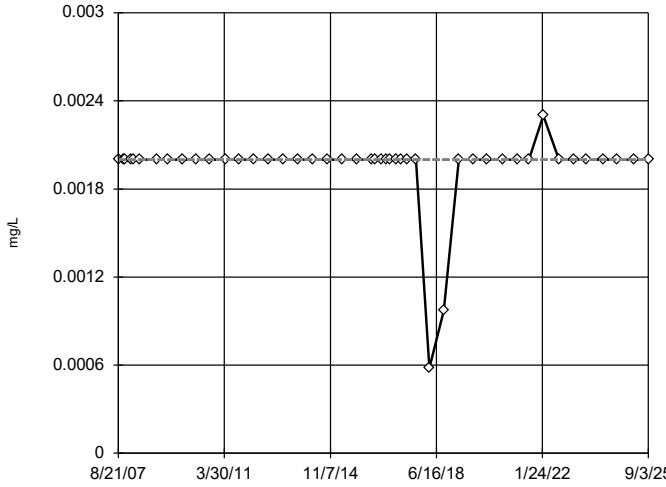

n = 46

No outliers found. Tukey's method selected by user.

Data were x^5 transformed to achieve best W statistic (graph shown in original units).

The results were invalidated, because the lower and upper quartiles are equal.

Constituent: Arsenic Analysis Run 6/9/2026 2:39 PM View: Outlier Tests

Plant Bowen Client: Southern Company Data: Bowen 1, 2, 9, & 10

Sanitas™ v.10.1.06e Software licensed to Groundwater Stats Consulting. UG

Tukey's Outlier Screening

GWC-11R

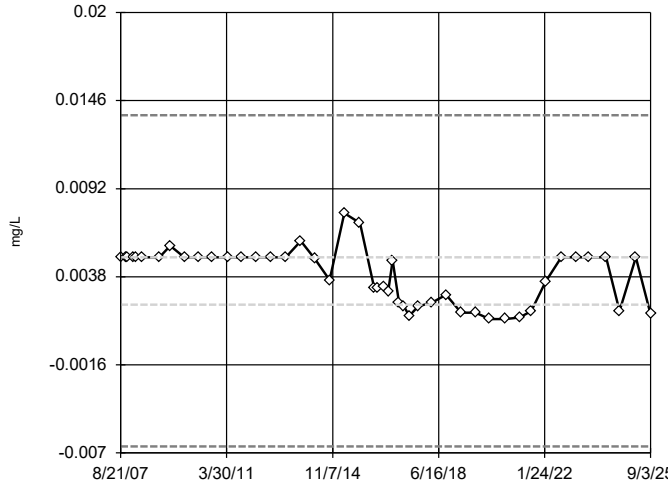

n = 46

No outliers found. Tukey's method selected by user.

Ladder of Powers transformations did not improve normality; analysis run on raw data.

High cutoff = 0.0137, low cutoff = -0.0066, based on IQR multiplier of 3.

Constituent: Arsenic Analysis Run 6/9/2026 2:39 PM View: Outlier Tests

Plant Bowen Client: Southern Company Data: Bowen 1, 2, 9, & 10

Sanitas™ v.10.1.06e Software licensed to Groundwater Stats Consulting. UG

Tukey's Outlier Screening

GWC-12

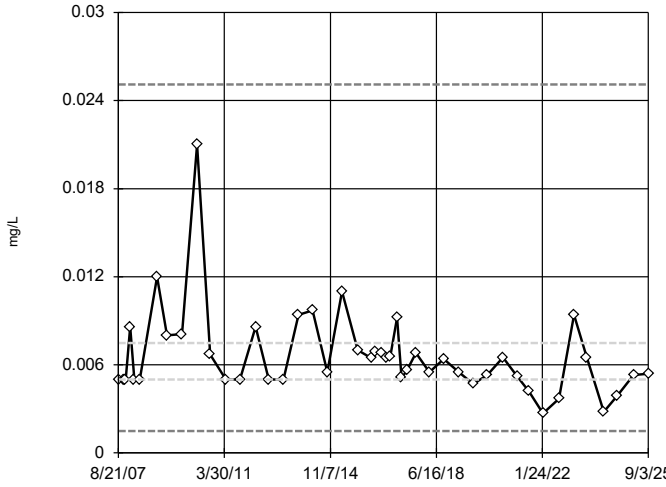

n = 46

No outliers found. Tukey's method selected by user.

Data were natural log transformed to achieve best W statistic (graph shown in original units).

High cutoff = 0.02509, low cutoff = 0.001491, based on IQR multiplier of 3.

Constituent: Arsenic Analysis Run 6/9/2026 2:39 PM View: Outlier Tests

Plant Bowen Client: Southern Company Data: Bowen 1, 2, 9, & 10

Sanitas™ v.10.1.06e Software licensed to Groundwater Stats Consulting. UG

Tukey's Outlier Screening

GWC-13

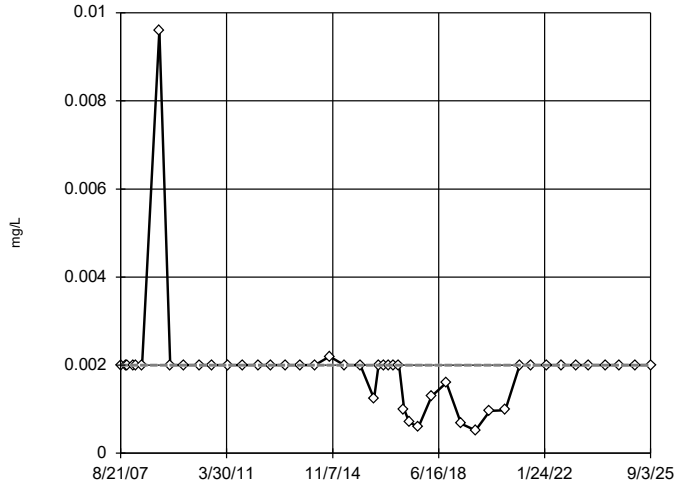

n = 46

No outliers found. Tukey's method selected by user.

Data were natural log transformed to achieve best W statistic (graph shown in original units).

The results were invalidated, because the lower and upper quartiles are equal.

Constituent: Arsenic Analysis Run 6/9/2026 2:39 PM View: Outlier Tests

Plant Bowen Client: Southern Company Data: Bowen 1, 2, 9, & 10

Sanitas™ v.10.1.06e Software licensed to Groundwater Stats Consulting. UG

Tukey's Outlier Screening

GWC-13RZ

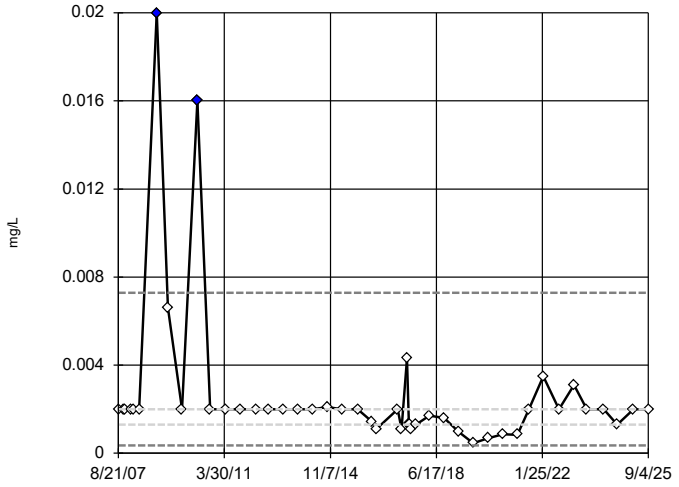

n = 46

Outliers are drawn as solid.
Tukey's method selected by user.

Data were natural log transformed to achieve best W statistic (graph shown in original units).

High cutoff = 0.007283, low cutoff = 0.000357, based on IQR multiplier of 3.

Constituent: Arsenic Analysis Run 6/9/2026 2:39 PM View: Outlier Tests

Plant Bowen Client: Southern Company Data: Bowen 1, 2, 9, & 10

Sanitas™ v.10.1.06e Software licensed to Groundwater Stats Consulting. UG

Tukey's Outlier Screening

GWC-14Z

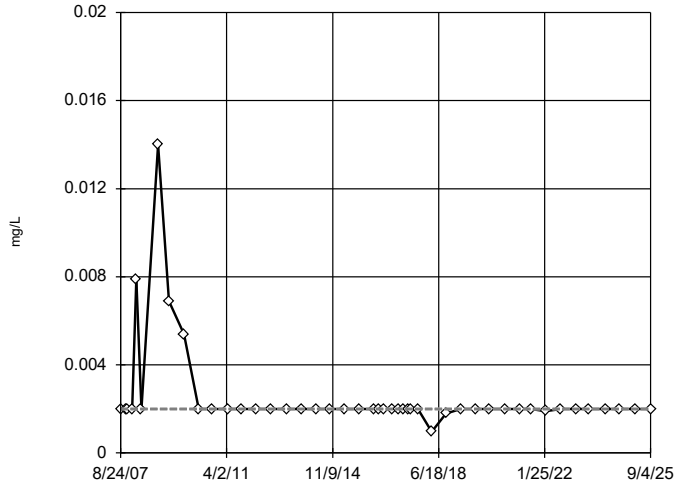

n = 46

No outliers found. Tukey's method selected by user.

Data were natural log transformed to achieve best W statistic (graph shown in original units).

The results were invalidated, because the lower and upper quartiles are equal.

Constituent: Arsenic Analysis Run 6/9/2026 2:39 PM View: Outlier Tests

Plant Bowen Client: Southern Company Data: Bowen 1, 2, 9, & 10

Sanitas™ v.10.1.06e Software licensed to Groundwater Stats Consulting. UG

Tukey's Outlier Screening

GWC-15R

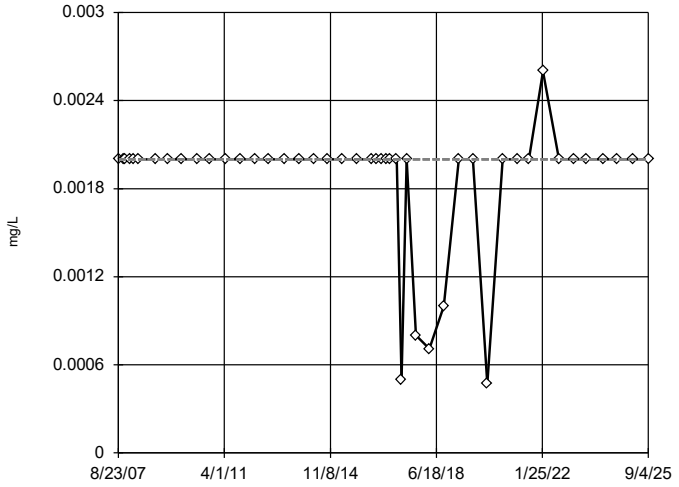

n = 46

No outliers found. Tukey's method selected by user.

Data were cube transformed to achieve best W statistic (graph shown in original units).

The results were invalidated, because the lower and upper quartiles are equal.

Constituent: Arsenic Analysis Run 6/9/2026 2:39 PM View: Outlier Tests

Plant Bowen Client: Southern Company Data: Bowen 1, 2, 9, & 10

Tukey's Outlier Screening

GWC-15Z

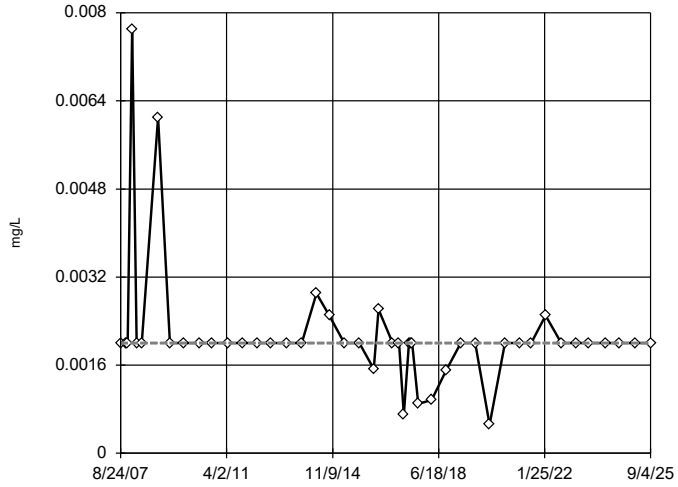

n = 46

No outliers found. Tukey's method selected by user.

Data were natural log transformed to achieve best W statistic (graph shown in original units).

The results were invalidated, because the lower and upper quartiles are equal.

Constituent: Arsenic Analysis Run 6/9/2026 2:39 PM View: Outlier Tests

Plant Bowen Client: Southern Company Data: Bowen 1, 2, 9, & 10

Sanitas™ v.10.1.06e Software licensed to Groundwater Stats Consulting. UG

Tukey's Outlier Screening

GWC-44

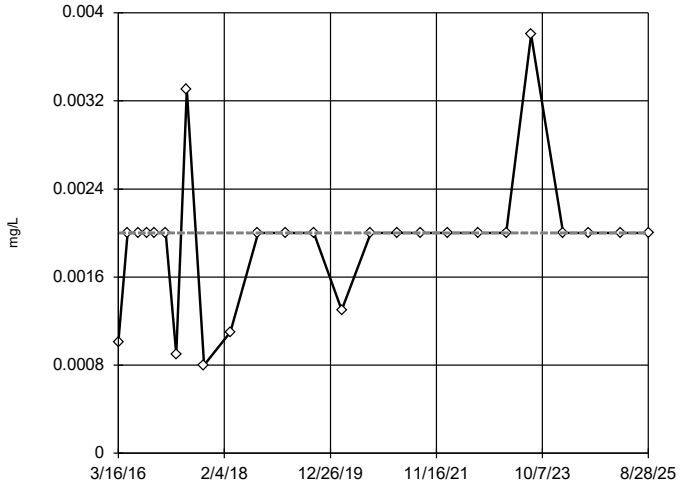

n = 25

No outliers found. Tukey's method selected by user.

Data were cube root transformed to achieve best W statistic (graph shown in original units).

The results were invalidated, because the lower and upper quartiles are equal.

Constituent: Arsenic Analysis Run 6/9/2026 2:39 PM View: Outlier Tests

Plant Bowen Client: Southern Company Data: Bowen 1, 2, 9, & 10

Sanitas™ v.10.1.06e Software licensed to Groundwater Stats Consulting. UG

Tukey's Outlier Screening

GWC-45

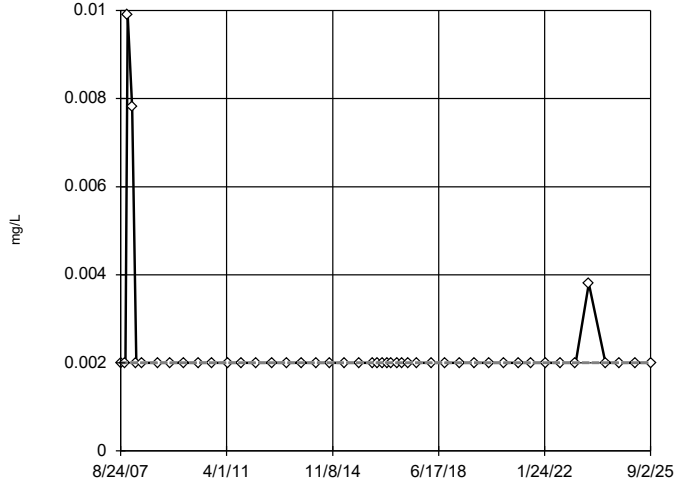

n = 46

No outliers found. Tukey's method selected by user.

Data were natural log transformed to achieve best W statistic (graph shown in original units).

The results were invalidated, because the lower and upper quartiles are equal.

Constituent: Arsenic Analysis Run 6/9/2026 2:39 PM View: Outlier Tests

Plant Bowen Client: Southern Company Data: Bowen 1, 2, 9, & 10

Sanitas™ v.10.1.06e Software licensed to Groundwater Stats Consulting. UG

Tukey's Outlier Screening

GWC-45R

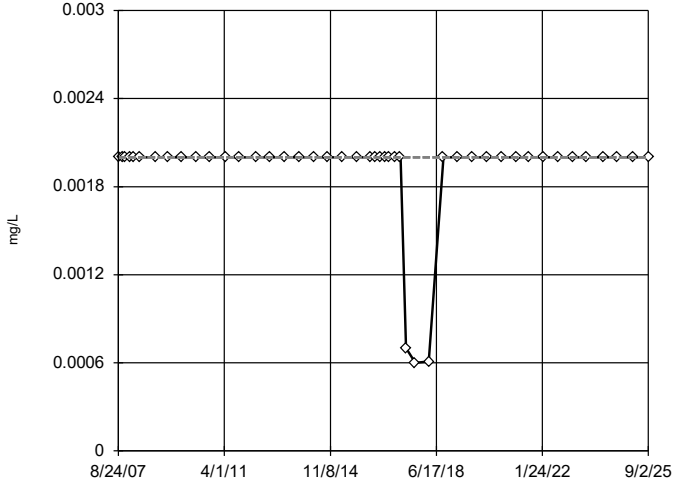

n = 46

No outliers found. Tukey's method selected by user.

Data were natural log transformed to achieve best W statistic (graph shown in original units).

The results were invalidated, because the lower and upper quartiles are equal.

Constituent: Arsenic Analysis Run 6/9/2026 2:39 PM View: Outlier Tests

Plant Bowen Client: Southern Company Data: Bowen 1, 2, 9, & 10

Tukey's Outlier Screening

GWC-46R

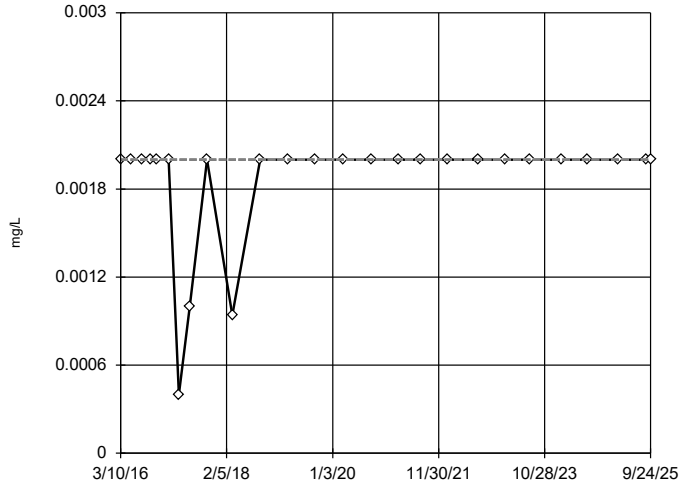

n = 26

No outliers found. Tukey's method selected by user.

Ladder of Powers transformations did not improve normality; analysis run on raw data.

The results were invalidated, because the lower and upper quartiles are equal.

Constituent: Arsenic Analysis Run 6/9/2026 2:39 PM View: Outlier Tests

Plant Bowen Client: Southern Company Data: Bowen 1, 2, 9, & 10

Sanitas™ v.10.1.06e Software licensed to Groundwater Stats Consulting. UG

Tukey's Outlier Screening

GWC-47

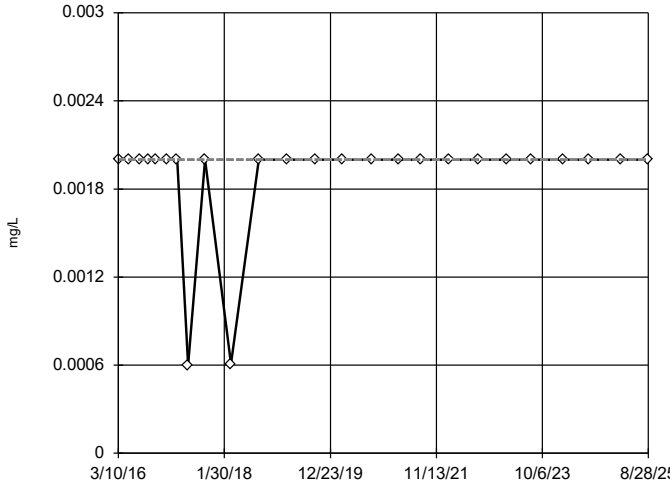

n = 25

No outliers found. Tukey's method selected by user.

Data were natural log transformed to achieve best W statistic (graph shown in original units).

The results were invalidated, because the lower and upper quartiles are equal.

Constituent: Arsenic Analysis Run 6/9/2026 2:39 PM View: Outlier Tests

Plant Bowen Client: Southern Company Data: Bowen 1, 2, 9, & 10

Sanitas™ v.10.1.06e Software licensed to Groundwater Stats Consulting. UG

Tukey's Outlier Screening

GWC-47R

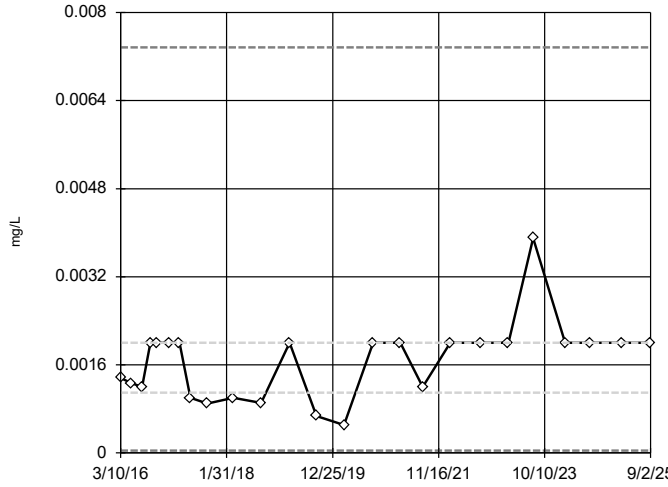

n = 25

No outliers found. Tukey's method selected by user.

Data were cube root transformed to achieve best W statistic (graph shown in original units).

High cutoff = 0.007366, low cutoff = 0.00004126, based on IQR multiplier of 3.

Constituent: Arsenic Analysis Run 6/9/2026 2:39 PM View: Outlier Tests

Plant Bowen Client: Southern Company Data: Bowen 1, 2, 9, & 10

Sanitas™ v.10.1.06e Software licensed to Groundwater Stats Consulting. UG

Tukey's Outlier Screening

GWC-48

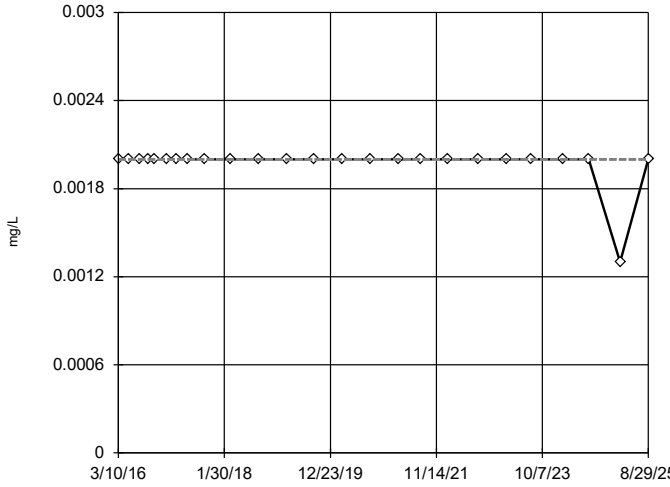

n = 25

No outliers found. Tukey's method selected by user.

Data were square root transformed to achieve best W statistic (graph shown in original units).

The results were invalidated, because the lower and upper quartiles are equal.

Constituent: Arsenic Analysis Run 6/9/2026 2:39 PM View: Outlier Tests

Plant Bowen Client: Southern Company Data: Bowen 1, 2, 9, & 10

Sanitas™ v.10.1.06e Software licensed to Groundwater Stats Consulting. UG

Tukey's Outlier Screening

GWC-49R

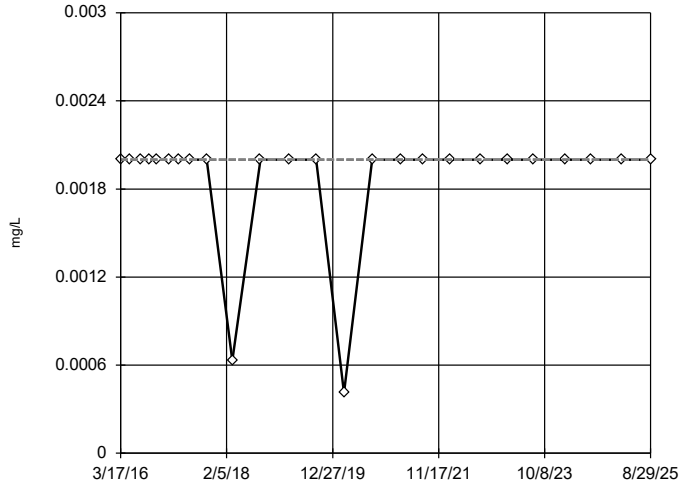

n = 25

No outliers found. Tukey's method selected by user.

Data were natural log transformed to achieve best W statistic (graph shown in original units).

The results were invalidated, because the lower and upper quartiles are equal.

Constituent: Arsenic Analysis Run 6/9/2026 2:39 PM View: Outlier Tests

Plant Bowen Client: Southern Company Data: Bowen 1, 2, 9, & 10

Sanitas™ v.10.1.06e Software licensed to Groundwater Stats Consulting. UG

Tukey's Outlier Screening

GWC-49Z

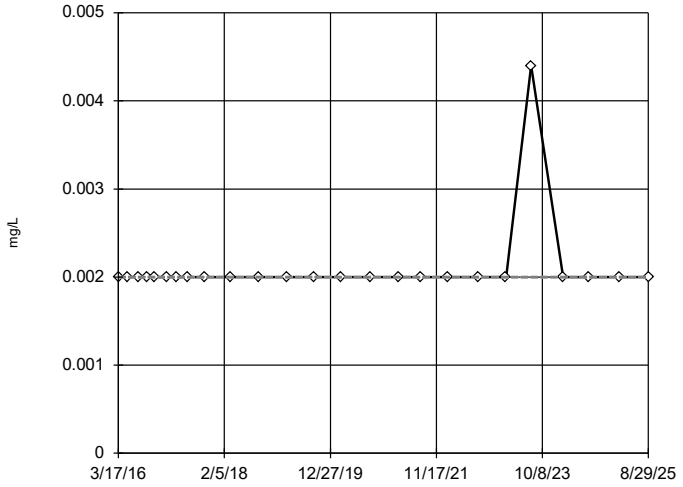

n = 25

No outliers found. Tukey's method selected by user.

Data were cube transformed to achieve best W statistic (graph shown in original units).

The results were invalidated, because the lower and upper quartiles are equal.

Constituent: Arsenic Analysis Run 6/9/2026 2:39 PM View: Outlier Tests

Plant Bowen Client: Southern Company Data: Bowen 1, 2, 9, & 10

Sanitas™ v.10.1.06e Software licensed to Groundwater Stats Consulting. UG

Tukey's Outlier Screening

GWA-1 (bg)

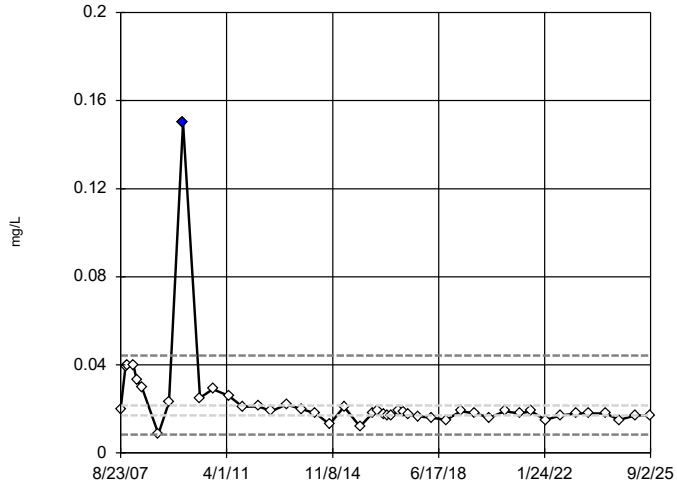

n = 46

Outlier is drawn as solid. Tukey's method selected by user.

Data were natural log transformed to achieve best W statistic (graph shown in original units).

High cutoff = 0.04428, low cutoff = 0.008292, based on IQR multiplier of 3.

Constituent: Barium Analysis Run 6/9/2026 2:39 PM View: Outlier Tests

Plant Bowen Client: Southern Company Data: Bowen 1, 2, 9, & 10

Sanitas™ v.10.1.06e Software licensed to Groundwater Stats Consulting. UG

Tukey's Outlier Screening

GWA-2 (bg)

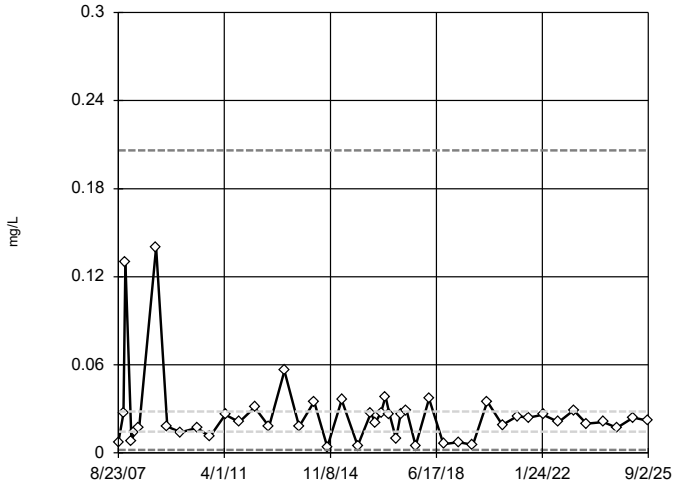

n = 46

No outliers found. Tukey's method selected by user.

Data were natural log transformed to achieve best W statistic (graph shown in original units).

High cutoff = 0.2061, low cutoff = 0.001979, based on IQR multiplier of 3.

Constituent: Barium Analysis Run 6/9/2026 2:39 PM View: Outlier Tests

Plant Bowen Client: Southern Company Data: Bowen 1, 2, 9, & 10

Tukey's Outlier Screening

GWA-2R (bg)

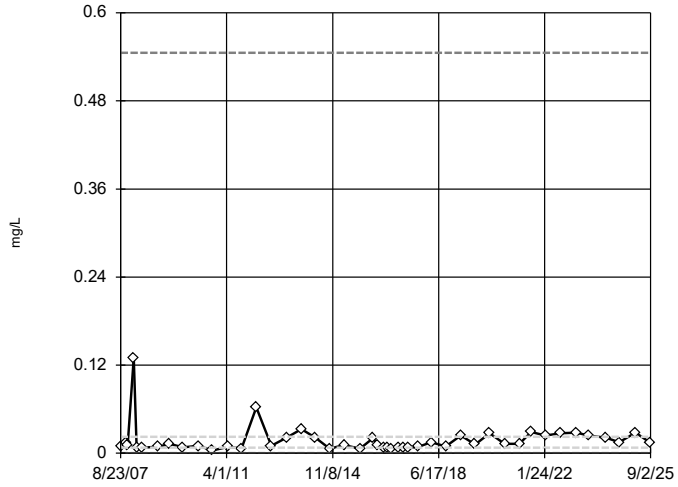

n = 46

No outliers found. Tukey's method selected by user.

Data were natural log transformed to achieve best W statistic (graph shown in original units).

High cutoff = 0.5457, low cutoff = 0.0003188, based on IQR multiplier of 3.

Constituent: Barium Analysis Run 6/9/2026 2:39 PM View: Outlier Tests

Plant Bowen Client: Southern Company Data: Bowen 1, 2, 9, & 10

Sanitas™ v.10.1.06e Software licensed to Groundwater Stats Consulting. UG

Tukey's Outlier Screening

GWA-3A (bg)

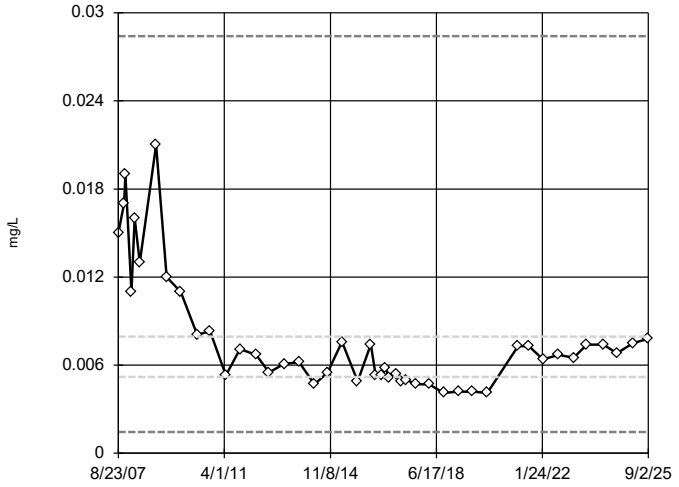

n = 45

No outliers found. Tukey's method selected by user.

Data were natural log transformed to achieve best W statistic (graph shown in original units).

High cutoff = 0.0284, low cutoff = 0.001455, based on IQR multiplier of 3.

Constituent: Barium Analysis Run 6/9/2026 2:39 PM View: Outlier Tests

Plant Bowen Client: Southern Company Data: Bowen 1, 2, 9, & 10

Sanitas™ v.10.1.06e Software licensed to Groundwater Stats Consulting. UG

Tukey's Outlier Screening

GWA-4RZ (bg)

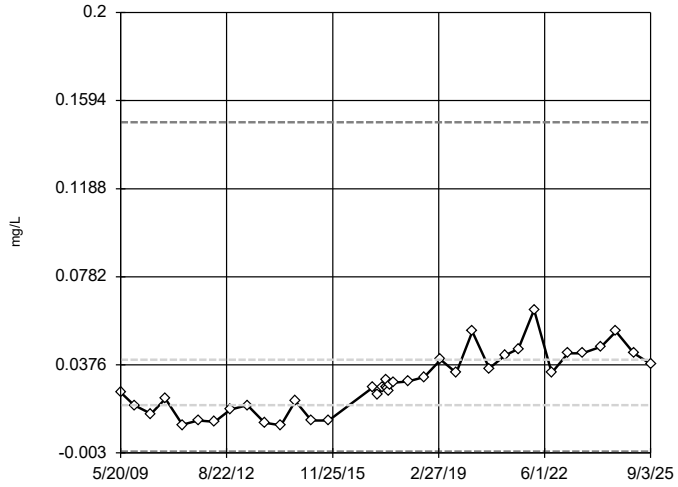

n = 39

No outliers found. Tukey's method selected by user.

Data were square root transformed to achieve best W statistic (graph shown in original units).

High cutoff = 0.1494, low cutoff = -0.002366, based on IQR multiplier of 3.

Constituent: Barium Analysis Run 6/9/2026 2:39 PM View: Outlier Tests

Plant Bowen Client: Southern Company Data: Bowen 1, 2, 9, & 10

Sanitas™ v.10.1.06e Software licensed to Groundwater Stats Consulting. UG

Tukey's Outlier Screening

GWA-39RZ (bg)

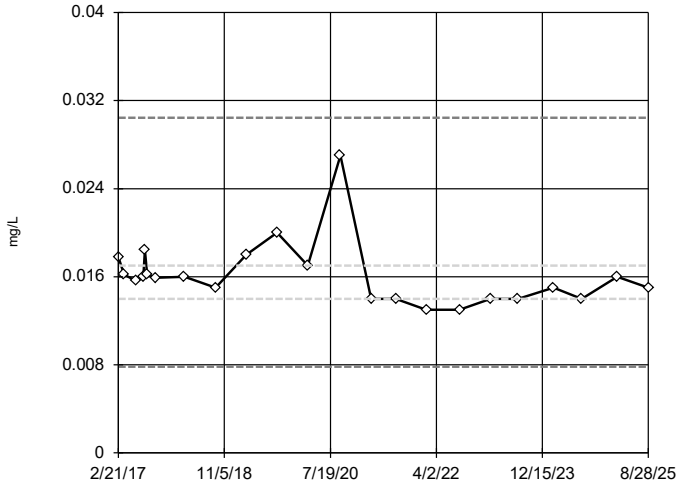

n = 23

No outliers found. Tukey's method selected by user.

Data were natural log transformed to achieve best W statistic (graph shown in original units).

High cutoff = 0.03044, low cutoff = 0.007819, based on IQR multiplier of 3.

Constituent: Barium Analysis Run 6/9/2026 2:39 PM View: Outlier Tests

Plant Bowen Client: Southern Company Data: Bowen 1, 2, 9, & 10

Tukey's Outlier Screening

GWA-39Z (bg)

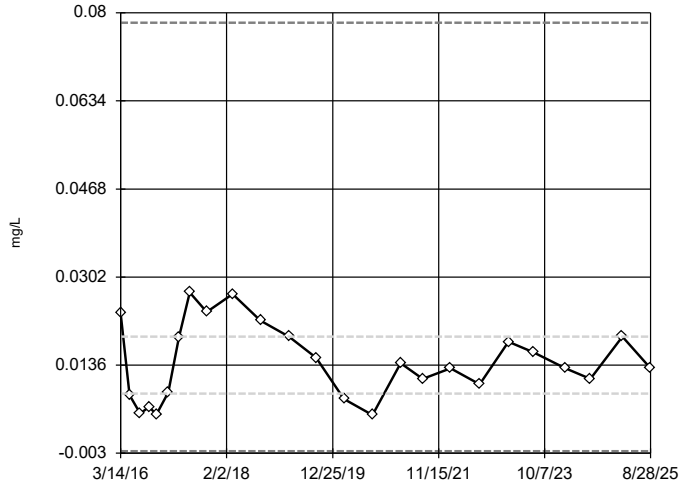

n = 25

No outliers found. Tukey's method selected by user.

Data were square root transformed to achieve best W statistic (graph shown in original units).

High cutoff = 0.07812, low cutoff = -0.002604, based on IQR multiplier of 3.

Constituent: Barium Analysis Run 6/9/2026 2:39 PM View: Outlier Tests

Plant Bowen Client: Southern Company Data: Bowen 1, 2, 9, & 10

Sanitas™ v.10.1.06e Software licensed to Groundwater Stats Consulting. UG

Tukey's Outlier Screening

GWA-40 (bg)

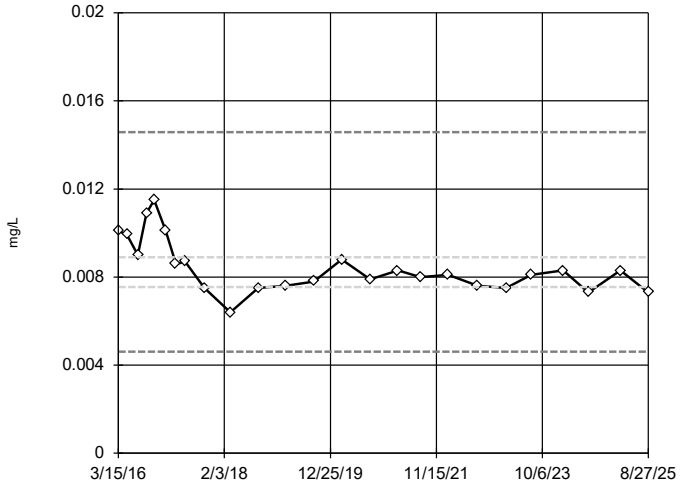

n = 25

No outliers found. Tukey's method selected by user.

Data were natural log transformed to achieve best W statistic (graph shown in original units).

High cutoff = 0.01458, low cutoff = 0.00461, based on IQR multiplier of 3.

Constituent: Barium Analysis Run 6/9/2026 2:39 PM View: Outlier Tests

Plant Bowen Client: Southern Company Data: Bowen 1, 2, 9, & 10

Sanitas™ v.10.1.06e Software licensed to Groundwater Stats Consulting. UG

Tukey's Outlier Screening

GWA-41 (bg)

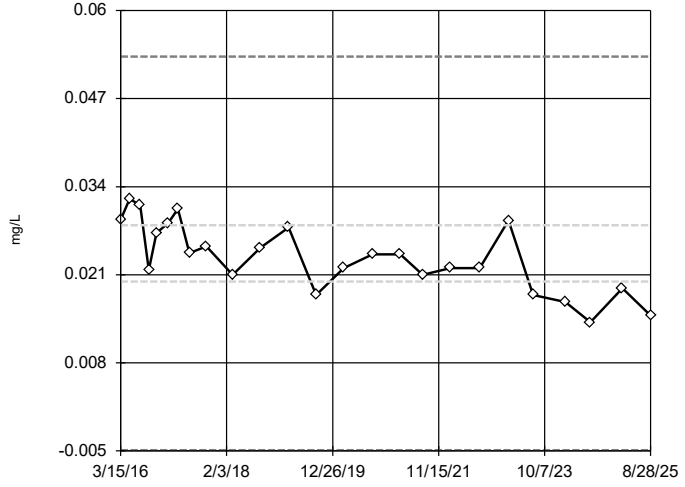

n = 25

No outliers found. Tukey's method selected by user.

Ladder of Powers transformations did not improve normality; analysis run on raw data.

High cutoff = 0.0532, low cutoff = -0.0049, based on IQR multiplier of 3.

Constituent: Barium Analysis Run 6/9/2026 2:39 PM View: Outlier Tests

Plant Bowen Client: Southern Company Data: Bowen 1, 2, 9, & 10

Sanitas™ v.10.1.06e Software licensed to Groundwater Stats Consulting. UG

Tukey's Outlier Screening

GWA-41R (bg)

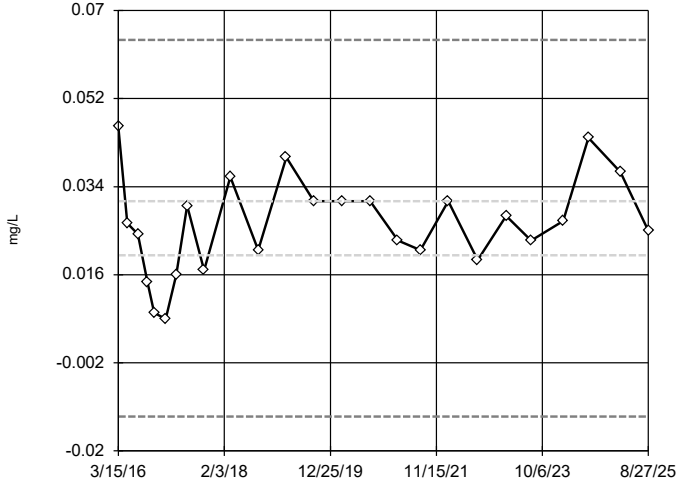

n = 25

No outliers found. Tukey's method selected by user.

Ladder of Powers transformations did not improve normality; analysis run on raw data.

High cutoff = 0.064, low cutoff = -0.013, based on IQR multiplier of 3.

Constituent: Barium Analysis Run 6/9/2026 2:39 PM View: Outlier Tests

Plant Bowen Client: Southern Company Data: Bowen 1, 2, 9, & 10

Tukey's Outlier Screening

GWA-42 (bg)

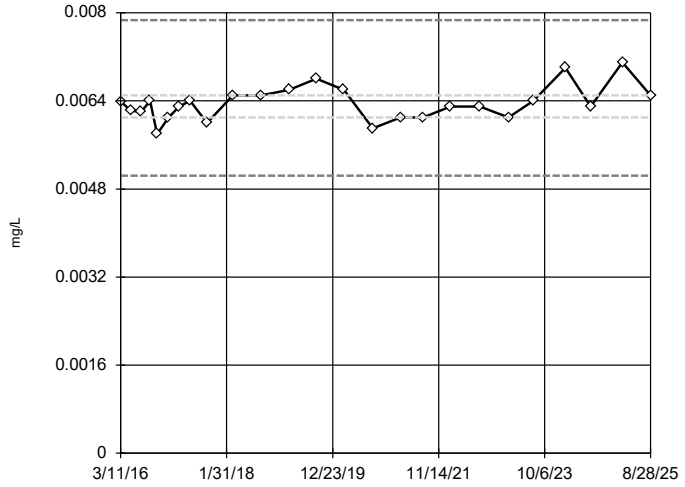

n = 25

No outliers found. Tukey's method selected by user.

Data were natural log transformed to achieve best W statistic (graph shown in original units).

High cutoff = 0.007864, low cutoff = 0.005042, based on IQR multiplier of 3.

Constituent: Barium Analysis Run 6/9/2026 2:39 PM View: Outlier Tests

Plant Bowen Client: Southern Company Data: Bowen 1, 2, 9, & 10

Sanitas™ v.10.1.06e Software licensed to Groundwater Stats Consulting. UG

Tukey's Outlier Screening

GWA-43 (bg)

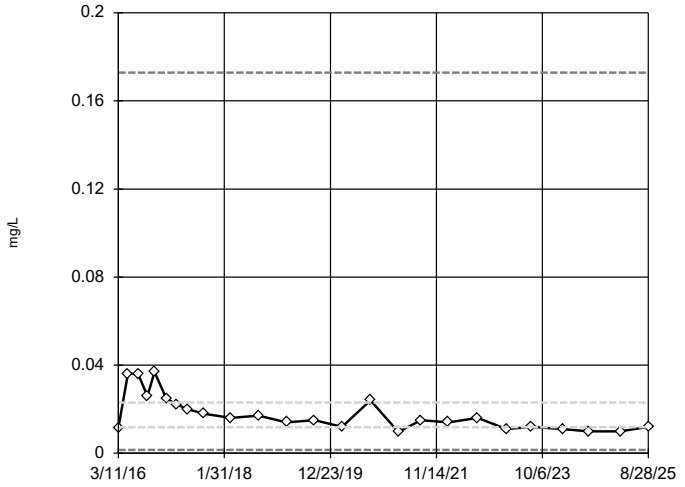

n = 25

No outliers found. Tukey's method selected by user.

Data were natural log transformed to achieve best W statistic (graph shown in original units).

High cutoff = 0.1729, low cutoff = 0.001576, based on IQR multiplier of 3.

Constituent: Barium Analysis Run 6/9/2026 2:39 PM View: Outlier Tests

Plant Bowen Client: Southern Company Data: Bowen 1, 2, 9, & 10

Sanitas™ v.10.1.06e Software licensed to Groundwater Stats Consulting. UG

Tukey's Outlier Screening

GWA-43R (bg)

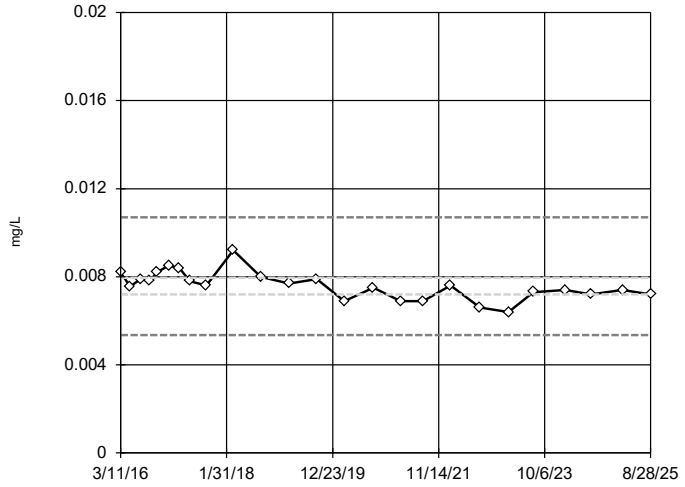

n = 25

No outliers found. Tukey's method selected by user.

Data were natural log transformed to achieve best W statistic (graph shown in original units).

High cutoff = 0.0107, low cutoff = 0.005349, based on IQR multiplier of 3.

Constituent: Barium Analysis Run 6/9/2026 2:39 PM View: Outlier Tests

Plant Bowen Client: Southern Company Data: Bowen 1, 2, 9, & 10

Sanitas™ v.10.1.06e Software licensed to Groundwater Stats Consulting. UG

Tukey's Outlier Screening

GWA-50 (bg)

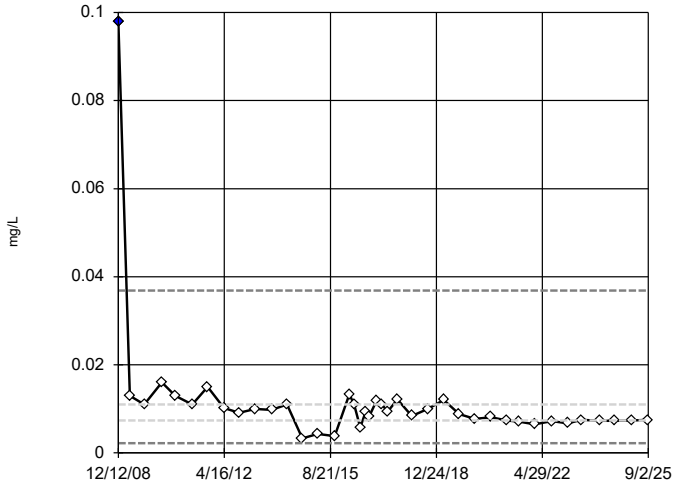

n = 40

Outlier is drawn as solid. Tukey's method selected by user.

Data were natural log transformed to achieve best W statistic (graph shown in original units).

High cutoff = 0.03688, low cutoff = 0.002192, based on IQR multiplier of 3.

Constituent: Barium Analysis Run 6/9/2026 2:39 PM View: Outlier Tests

Plant Bowen Client: Southern Company Data: Bowen 1, 2, 9, & 10

Sanitas™ v.10.1.06e Software licensed to Groundwater Stats Consulting. UG

Tukey's Outlier Screening

GWA-50R (bg)

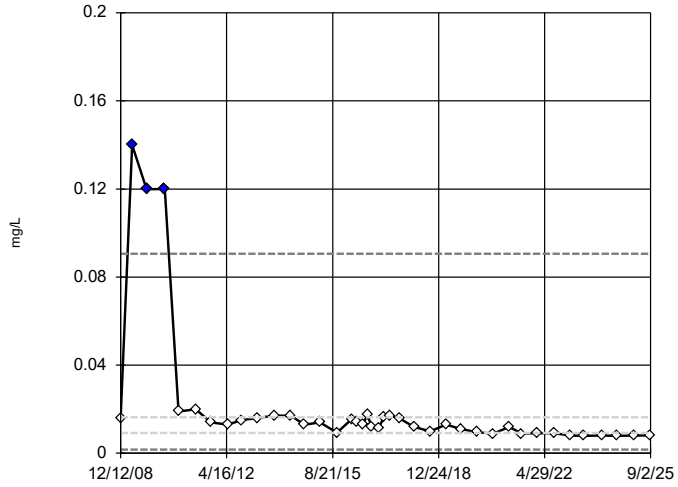

n = 40

Outliers are drawn as solid.
Tukey's method selected by user.

Data were natural log transformed to achieve best W statistic (graph shown in original units).

High cutoff = 0.09061, low cutoff = 0.001655, based on IQR multiplier of 3.

Constituent: Barium Analysis Run 6/9/2026 2:39 PM View: Outlier Tests
Plant Bowen Client: Southern Company Data: Bowen 1, 2, 9, & 10

Sanitas™ v.10.1.06e Software licensed to Groundwater Stats Consulting. UG

Tukey's Outlier Screening

GWC-5

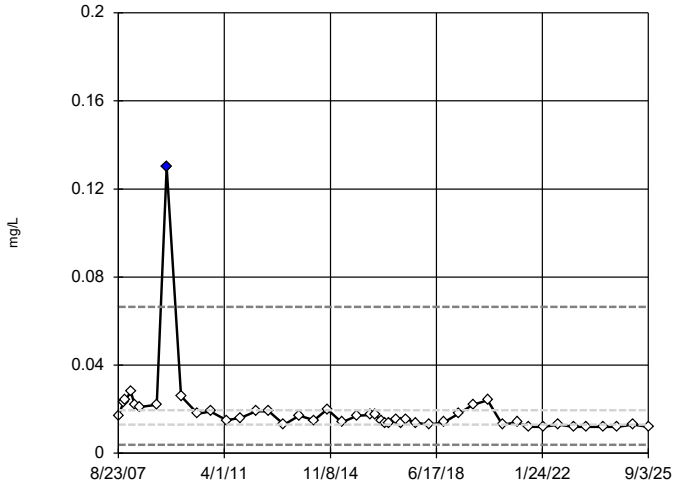

n = 46

Outlier is drawn as solid.
Tukey's method selected by user.

Data were natural log transformed to achieve best W statistic (graph shown in original units).

High cutoff = 0.06642, low cutoff = 0.003825, based on IQR multiplier of 3.

Constituent: Barium Analysis Run 6/9/2026 2:39 PM View: Outlier Tests
Plant Bowen Client: Southern Company Data: Bowen 1, 2, 9, & 10

Sanitas™ v.10.1.06e Software licensed to Groundwater Stats Consulting. UG

Tukey's Outlier Screening

GWC-6

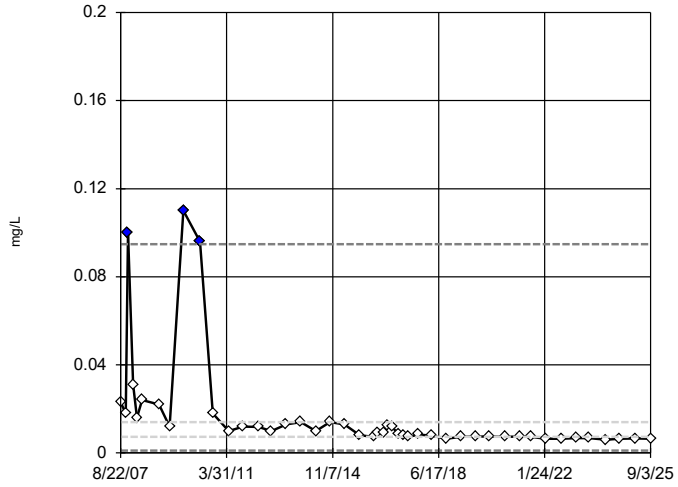

n = 46

Outliers are drawn as solid.
Tukey's method selected by user.

Data were natural log transformed to achieve best W statistic (graph shown in original units).

High cutoff = 0.0948, low cutoff = 0.001093, based on IQR multiplier of 3.

Constituent: Barium Analysis Run 6/9/2026 2:39 PM View: Outlier Tests
Plant Bowen Client: Southern Company Data: Bowen 1, 2, 9, & 10

Sanitas™ v.10.1.06e Software licensed to Groundwater Stats Consulting. UG

Tukey's Outlier Screening

GWC-6RZ



n = 29

No outliers found.
Tukey's method selected by user.

Data were natural log transformed to achieve best W statistic (graph shown in original units).

High cutoff = 0.0195, low cutoff = 0.003046, based on IQR multiplier of 3.

Constituent: Barium Analysis Run 6/9/2026 2:39 PM View: Outlier Tests
Plant Bowen Client: Southern Company Data: Bowen 1, 2, 9, & 10

Sanitas™ v.10.1.06e Software licensed to Groundwater Stats Consulting. UG

Tukey's Outlier Screening

GWC-7Z

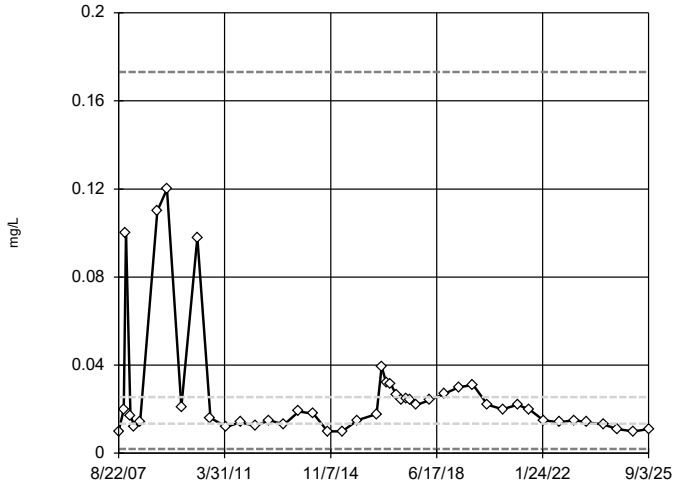

n = 46

No outliers found. Tukey's method selected by user.

Data were natural log transformed to achieve best W statistic (graph shown in original units).

High cutoff = 0.1732, low cutoff = 0.001989, based on IQR multiplier of 3.

Constituent: Barium Analysis Run 6/9/2026 2:39 PM View: Outlier Tests

Plant Bowen Client: Southern Company Data: Bowen 1, 2, 9, & 10

Sanitas™ v.10.1.06e Software licensed to Groundwater Stats Consulting. UG

Tukey's Outlier Screening

GWC-8RR

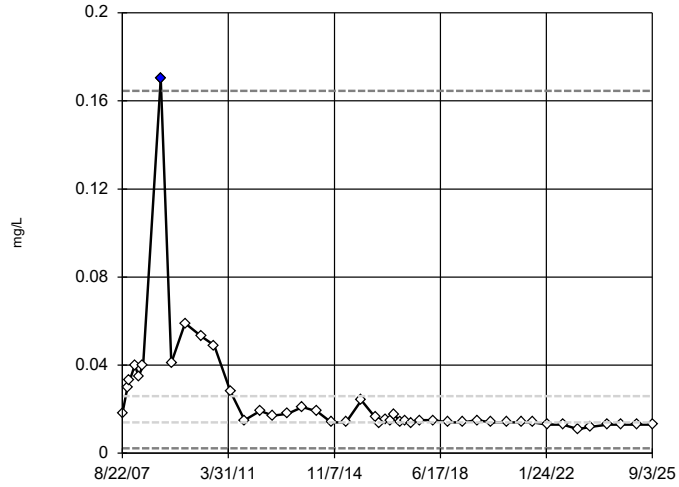

n = 46

Outlier is drawn as solid. Tukey's method selected by user.

Data were natural log transformed to achieve best W statistic (graph shown in original units).

High cutoff = 0.1646, low cutoff = 0.002205, based on IQR multiplier of 3.

Constituent: Barium Analysis Run 6/9/2026 2:39 PM View: Outlier Tests

Plant Bowen Client: Southern Company Data: Bowen 1, 2, 9, & 10

Sanitas™ v.10.1.06e Software licensed to Groundwater Stats Consulting. UG

Tukey's Outlier Screening

GWC-8Z

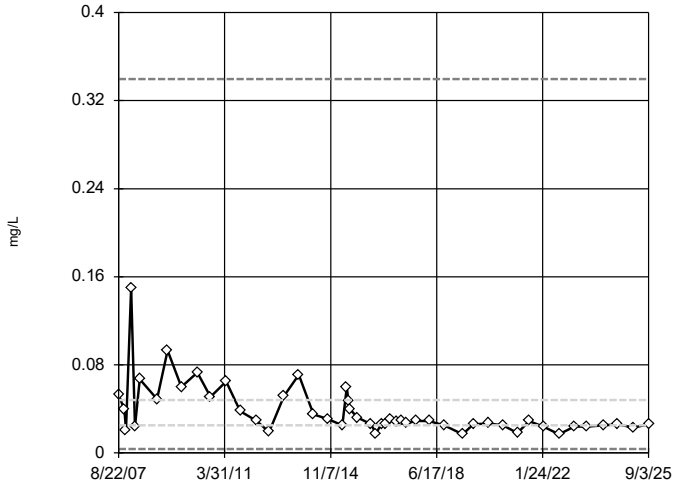

n = 49

No outliers found. Tukey's method selected by user.

Data were natural log transformed to achieve best W statistic (graph shown in original units).

High cutoff = 0.3394, low cutoff = 0.003534, based on IQR multiplier of 3.

Constituent: Barium Analysis Run 6/9/2026 2:39 PM View: Outlier Tests

Plant Bowen Client: Southern Company Data: Bowen 1, 2, 9, & 10

Sanitas™ v.10.1.06e Software licensed to Groundwater Stats Consulting. UG

Tukey's Outlier Screening

GWC-9

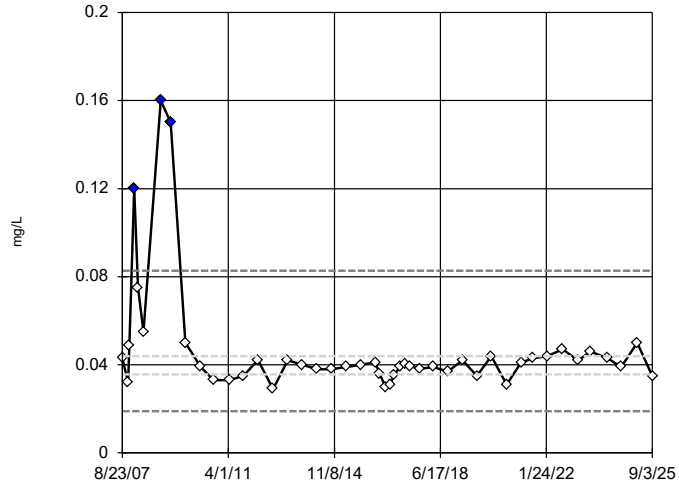

n = 46

Outliers are drawn as solid.
Tukey's method selected by user.

Data were natural log transformed to achieve best W statistic (graph shown in original units).

High cutoff = 0.08272, low cutoff = 0.01896, based on IQR multiplier of 3.

Constituent: Barium Analysis Run 6/9/2026 2:39 PM View: Outlier Tests

Plant Bowen Client: Southern Company Data: Bowen 1, 2, 9, & 10

Sanitas™ v.10.1.06e Software licensed to Groundwater Stats Consulting. UG

Tukey's Outlier Screening

GWC-10

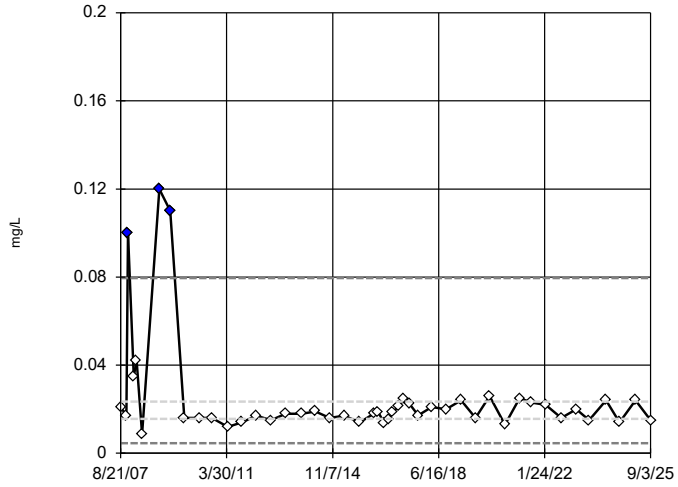

n = 46

Outliers are drawn as solid.
Tukey's method selected by user.

Data were natural log transformed to achieve best W statistic (graph shown in original units).

High cutoff = 0.07955, low cutoff = 0.004621, based on IQR multiplier of 3.

Constituent: Barium Analysis Run 6/9/2026 2:39 PM View: Outlier Tests
Plant Bowen Client: Southern Company Data: Bowen 1, 2, 9, & 10

Sanitas™ v.10.1.06e Software licensed to Groundwater Stats Consulting. UG

Tukey's Outlier Screening

GWC-10R

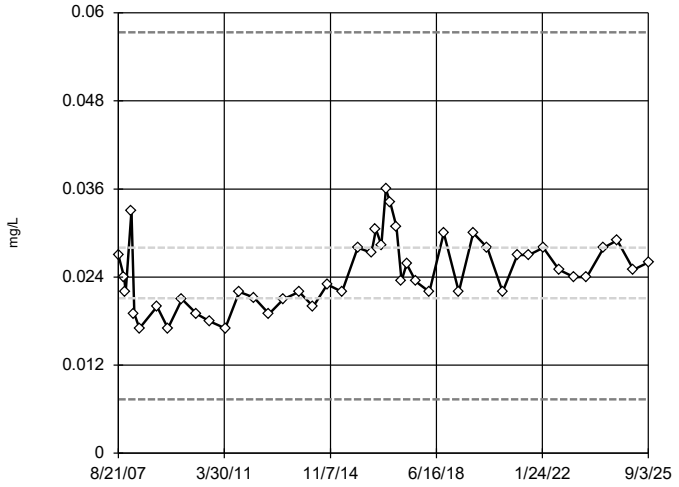

n = 46

No outliers found.
Tukey's method selected by user.

Data were cube root transformed to achieve best W statistic (graph shown in original units).

High cutoff = 0.05736, low cutoff = 0.00734, based on IQR multiplier of 3.

Constituent: Barium Analysis Run 6/9/2026 2:39 PM View: Outlier Tests
Plant Bowen Client: Southern Company Data: Bowen 1, 2, 9, & 10

Sanitas™ v.10.1.06e Software licensed to Groundwater Stats Consulting. UG

Tukey's Outlier Screening

GWC-11

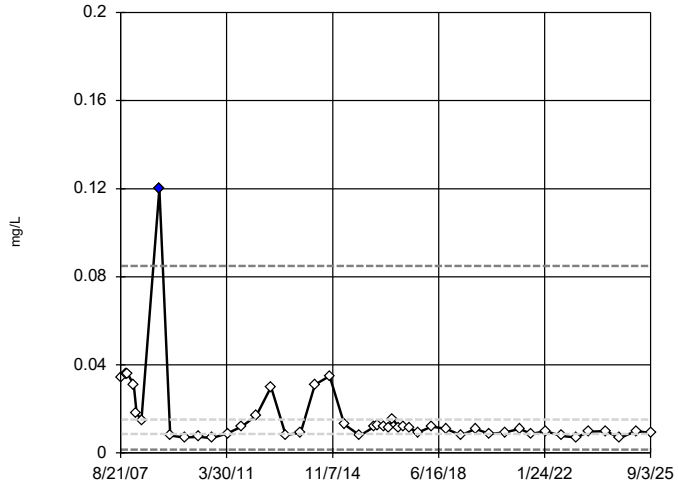

n = 46

Outlier is drawn as solid.
Tukey's method selected by user.

Data were natural log transformed to achieve best W statistic (graph shown in original units).

High cutoff = 0.08499, low cutoff = 0.001543, based on IQR multiplier of 3.

Constituent: Barium Analysis Run 6/9/2026 2:39 PM View: Outlier Tests
Plant Bowen Client: Southern Company Data: Bowen 1, 2, 9, & 10

Sanitas™ v.10.1.06e Software licensed to Groundwater Stats Consulting. UG

Tukey's Outlier Screening

GWC-11R

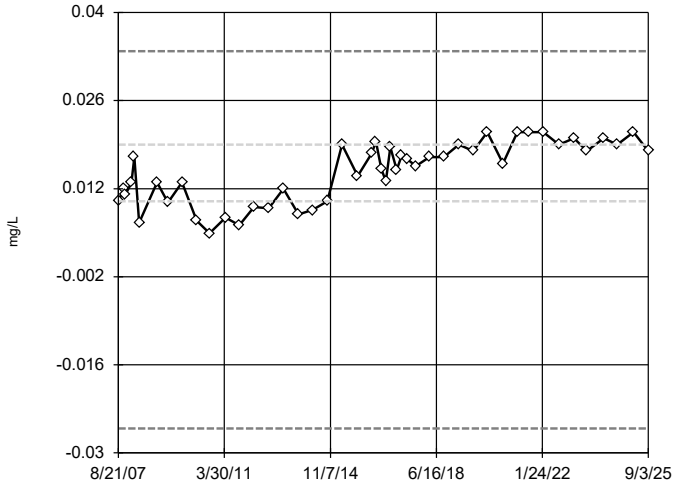

n = 46

No outliers found.
Tukey's method selected by user.

Data were square transformed to achieve best W statistic (graph shown in original units).

High cutoff = 0.03382, low cutoff = -0.02613, based on IQR multiplier of 3.

Constituent: Barium Analysis Run 6/9/2026 2:39 PM View: Outlier Tests
Plant Bowen Client: Southern Company Data: Bowen 1, 2, 9, & 10

Tukey's Outlier Screening

GWC-12

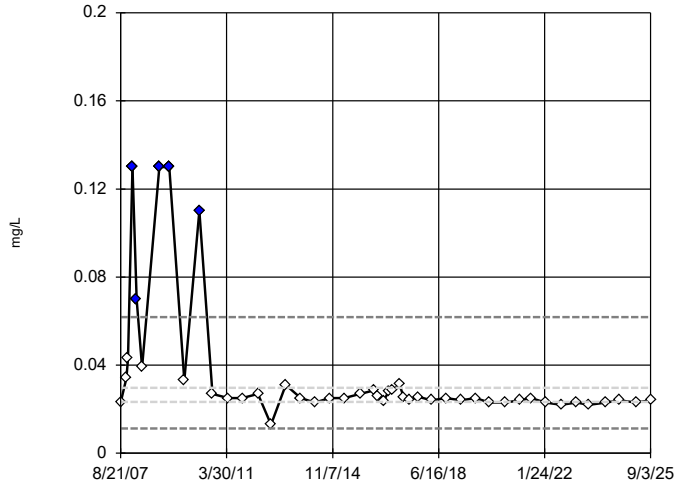

n = 46

Outliers are drawn as solid.
Tukey's method selected by user.

Data were natural log transformed to achieve best W statistic (graph shown in original units).

High cutoff = 0.06176, low cutoff = 0.01126, based on IQR multiplier of 3.

Constituent: Barium Analysis Run 6/9/2026 2:39 PM View: Outlier Tests
Plant Bowen Client: Southern Company Data: Bowen 1, 2, 9, & 10

Sanitas™ v.10.1.06e Software licensed to Groundwater Stats Consulting. UG

Tukey's Outlier Screening

GWC-13

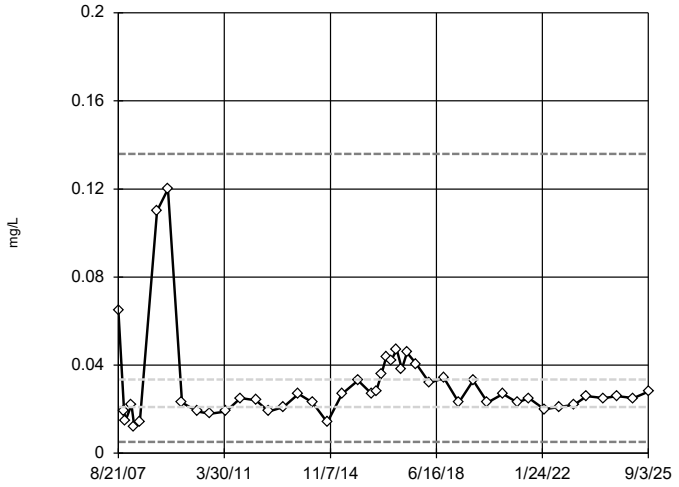

n = 46

No outliers found.
Tukey's method selected by user.

Data were natural log transformed to achieve best W statistic (graph shown in original units).

High cutoff = 0.1359, low cutoff = 0.005175, based on IQR multiplier of 3.

Constituent: Barium Analysis Run 6/9/2026 2:39 PM View: Outlier Tests
Plant Bowen Client: Southern Company Data: Bowen 1, 2, 9, & 10

Sanitas™ v.10.1.06e Software licensed to Groundwater Stats Consulting. UG

Tukey's Outlier Screening

GWC-13RZ

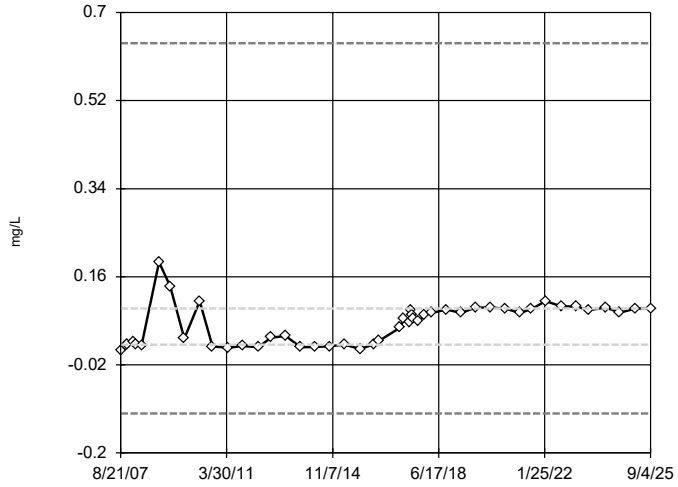

n = 47

No outliers found.
Tukey's method selected by user.

Data were square root transformed to achieve best W statistic (graph shown in original units).

High cutoff = 0.637, low cutoff = -0.119, based on IQR multiplier of 3.

Constituent: Barium Analysis Run 6/9/2026 2:39 PM View: Outlier Tests
Plant Bowen Client: Southern Company Data: Bowen 1, 2, 9, & 10

Sanitas™ v.10.1.06e Software licensed to Groundwater Stats Consulting. UG

Tukey's Outlier Screening

GWC-14Z

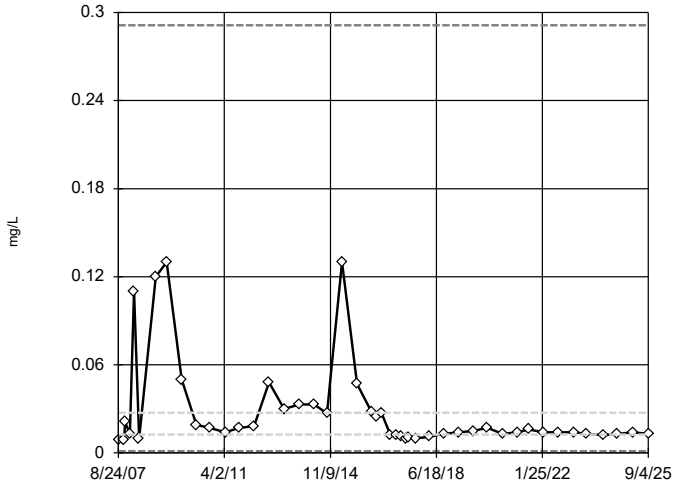

n = 46

No outliers found.
Tukey's method selected by user.

Data were natural log transformed to achieve best W statistic (graph shown in original units).

High cutoff = 0.2912, low cutoff = 0.001177, based on IQR multiplier of 3.

Constituent: Barium Analysis Run 6/9/2026 2:39 PM View: Outlier Tests
Plant Bowen Client: Southern Company Data: Bowen 1, 2, 9, & 10

Sanitas™ v.10.1.06e Software licensed to Groundwater Stats Consulting. UG

Tukey's Outlier Screening

GWC-15R

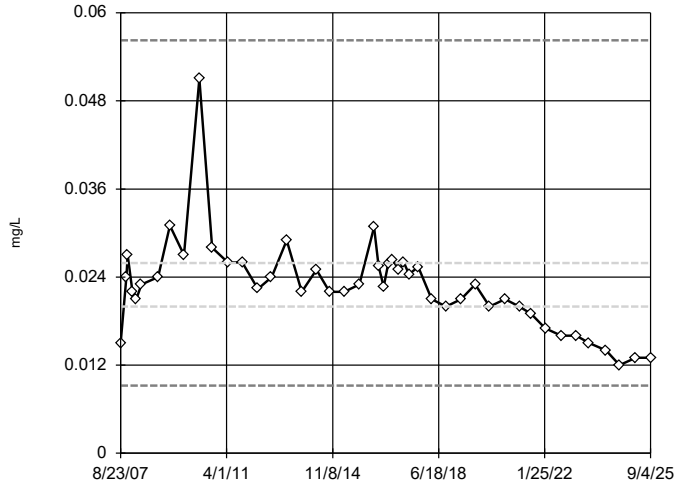

n = 46

No outliers found.
Tukey's method selected by user.

Data were natural log transformed to achieve best W statistic (graph shown in original units).

High cutoff = 0.05625, low cutoff = 0.009209, based on IQR multiplier of 3.

Constituent: Barium Analysis Run 6/9/2026 2:39 PM View: Outlier Tests
Plant Bowen Client: Southern Company Data: Bowen 1, 2, 9, & 10

Sanitas™ v.10.1.06e Software licensed to Groundwater Stats Consulting. UG

Tukey's Outlier Screening

GWC-15Z

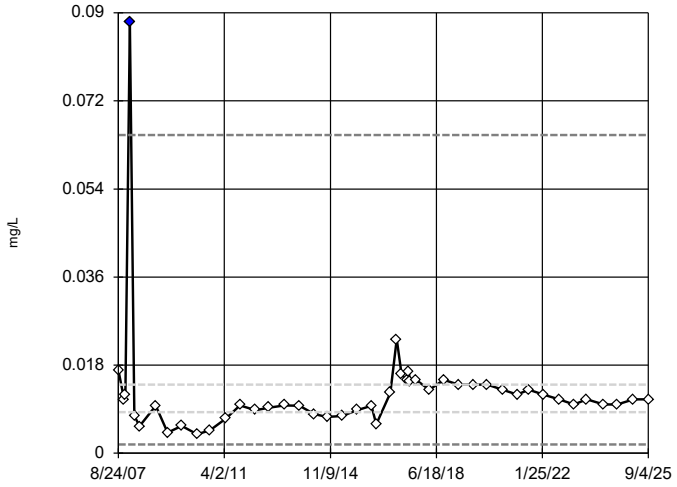

n = 46

Outlier is drawn as solid.
Tukey's method selected by user.

Data were natural log transformed to achieve best W statistic (graph shown in original units).

High cutoff = 0.06504, low cutoff = 0.001806, based on IQR multiplier of 3.

Constituent: Barium Analysis Run 6/9/2026 2:39 PM View: Outlier Tests
Plant Bowen Client: Southern Company Data: Bowen 1, 2, 9, & 10

Sanitas™ v.10.1.06e Software licensed to Groundwater Stats Consulting. UG

Tukey's Outlier Screening

GWC-44

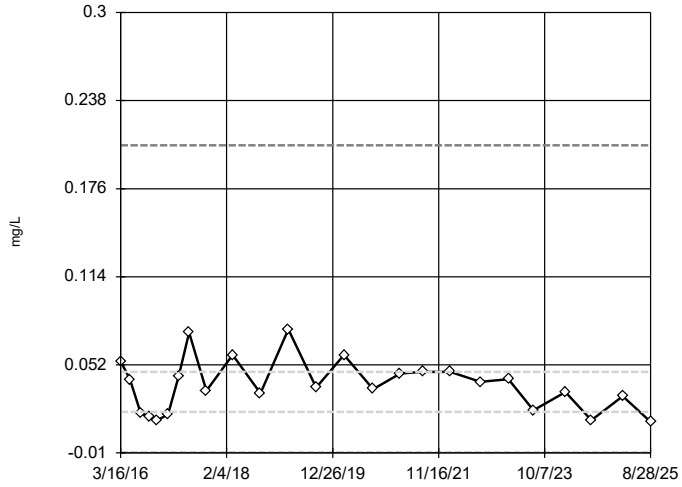

n = 25

No outliers found.
Tukey's method selected by user.

Data were square root transformed to achieve best W statistic (graph shown in original units).

High cutoff = 0.2064, low cutoff = -0.009992, based on IQR multiplier of 3.

Constituent: Barium Analysis Run 6/9/2026 2:39 PM View: Outlier Tests
Plant Bowen Client: Southern Company Data: Bowen 1, 2, 9, & 10

Sanitas™ v.10.1.06e Software licensed to Groundwater Stats Consulting. UG

Tukey's Outlier Screening

GWC-45

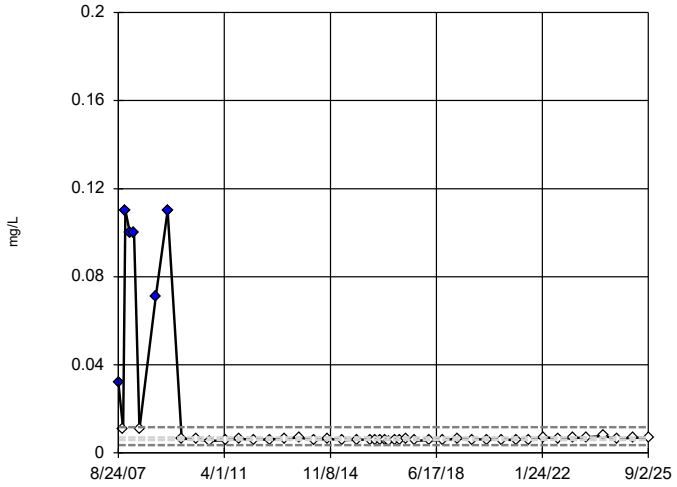

n = 46

Outliers are drawn as solid.
Tukey's method selected by user.

Data were natural log transformed to achieve best W statistic (graph shown in original units).

High cutoff = 0.01169, low cutoff = 0.003533, based on IQR multiplier of 3.

Constituent: Barium Analysis Run 6/9/2026 2:39 PM View: Outlier Tests
Plant Bowen Client: Southern Company Data: Bowen 1, 2, 9, & 10

Tukey's Outlier Screening

GWC-45R

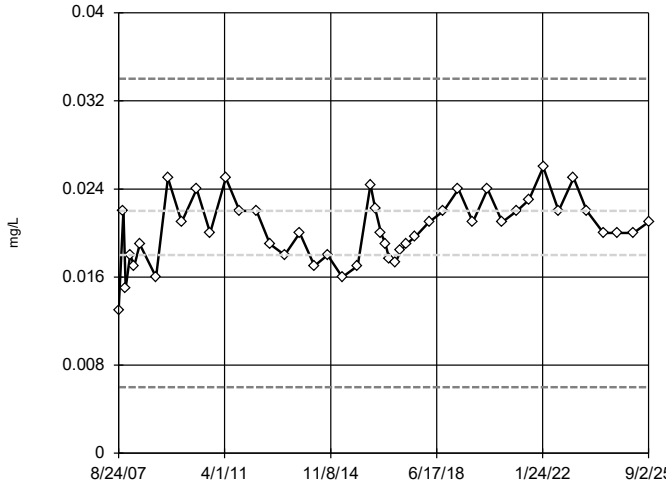

n = 46

No outliers found. Tukey's method selected by user.

Ladder of Powers transformations did not improve normality; analysis run on raw data.

High cutoff = 0.034, low cutoff = 0.006, based on IQR multiplier of 3.

Constituent: Barium Analysis Run 6/9/2026 2:39 PM View: Outlier Tests

Plant Bowen Client: Southern Company Data: Bowen 1, 2, 9, & 10

Sanitas™ v.10.1.06e Software licensed to Groundwater Stats Consulting. UG

Tukey's Outlier Screening

GWC-46R

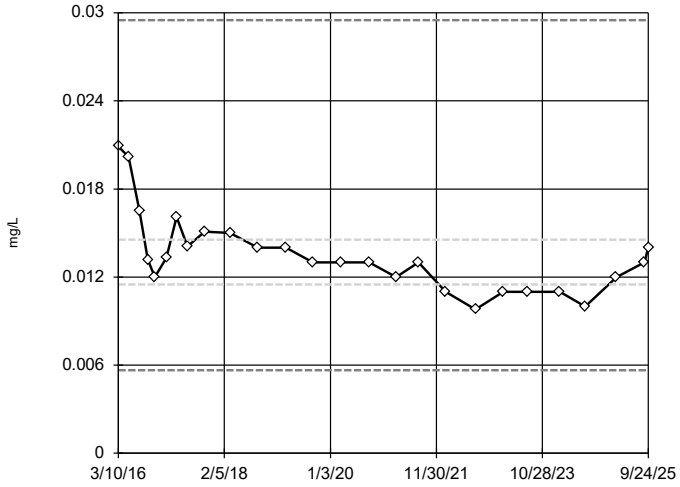

n = 26

No outliers found. Tukey's method selected by user.

Data were natural log transformed to achieve best W statistic (graph shown in original units).

High cutoff = 0.0295, low cutoff = 0.005665, based on IQR multiplier of 3.

Constituent: Barium Analysis Run 6/9/2026 2:39 PM View: Outlier Tests

Plant Bowen Client: Southern Company Data: Bowen 1, 2, 9, & 10

Sanitas™ v.10.1.06e Software licensed to Groundwater Stats Consulting. UG

Tukey's Outlier Screening

GWC-47

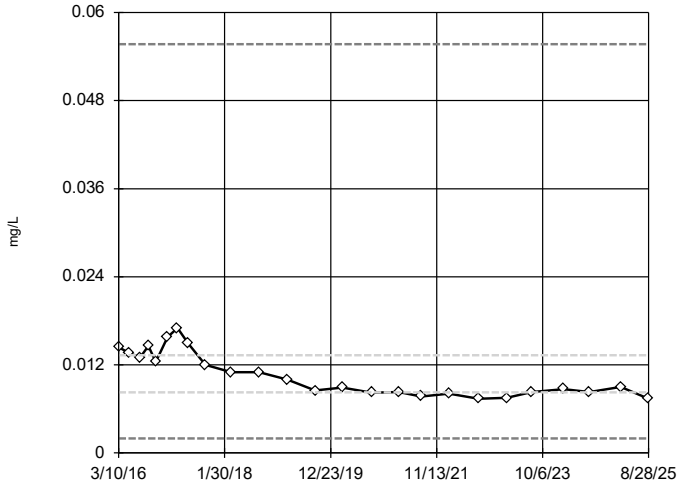

n = 25

No outliers found. Tukey's method selected by user.

Data were natural log transformed to achieve best W statistic (graph shown in original units).

High cutoff = 0.05567, low cutoff = 0.00197, based on IQR multiplier of 3.

Constituent: Barium Analysis Run 6/9/2026 2:39 PM View: Outlier Tests

Plant Bowen Client: Southern Company Data: Bowen 1, 2, 9, & 10

Sanitas™ v.10.1.06e Software licensed to Groundwater Stats Consulting. UG

Tukey's Outlier Screening

GWC-47R

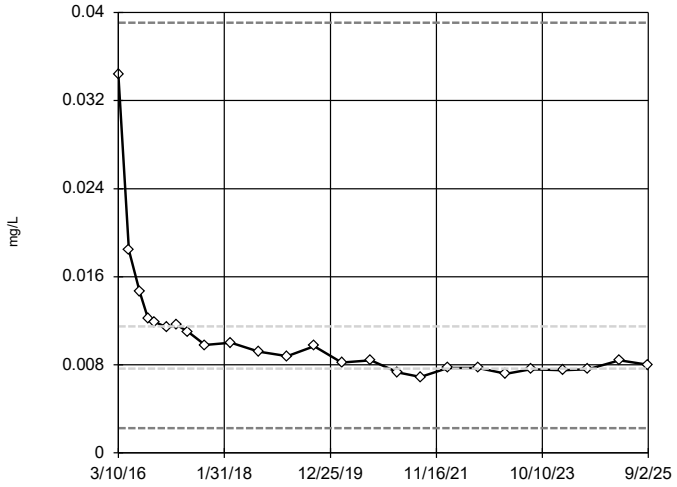

n = 25

No outliers found. Tukey's method selected by user.

Data were natural log transformed to achieve best W statistic (graph shown in original units).

High cutoff = 0.03906, low cutoff = 0.002252, based on IQR multiplier of 3.

Constituent: Barium Analysis Run 6/9/2026 2:39 PM View: Outlier Tests

Plant Bowen Client: Southern Company Data: Bowen 1, 2, 9, & 10

Tukey's Outlier Screening

GWC-48

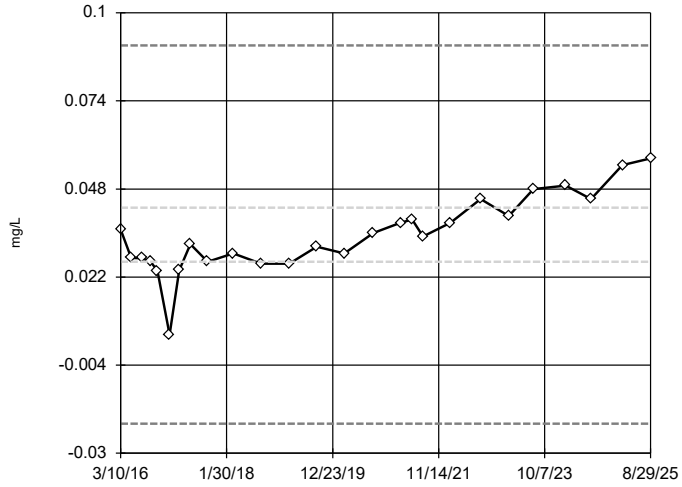

n = 26

No outliers found. Tukey's method selected by user.

Ladder of Powers transformations did not improve normality; analysis run on raw data.

High cutoff = 0.09035, low cutoff = -0.0213, based on IQR multiplier of 3.

Constituent: Barium Analysis Run 6/9/2026 2:39 PM View: Outlier Tests

Plant Bowen Client: Southern Company Data: Bowen 1, 2, 9, & 10

Sanitas™ v.10.1.06e Software licensed to Groundwater Stats Consulting. UG

Tukey's Outlier Screening

GWC-49R

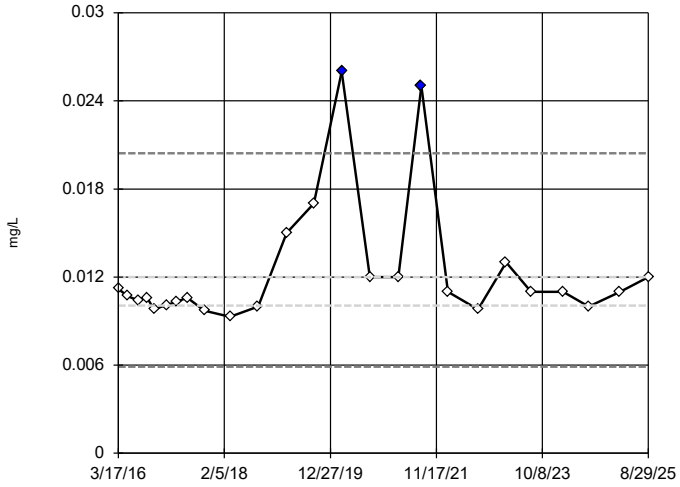

n = 25

Outliers are drawn as solid.
Tukey's method selected by user.

Data were natural log transformed to achieve best W statistic (graph shown in original units).

High cutoff = 0.02043, low cutoff = 0.005903, based on IQR multiplier of 3.

Constituent: Barium Analysis Run 6/9/2026 2:40 PM View: Outlier Tests

Plant Bowen Client: Southern Company Data: Bowen 1, 2, 9, & 10

Sanitas™ v.10.1.06e Software licensed to Groundwater Stats Consulting. UG

Tukey's Outlier Screening

GWC-49Z

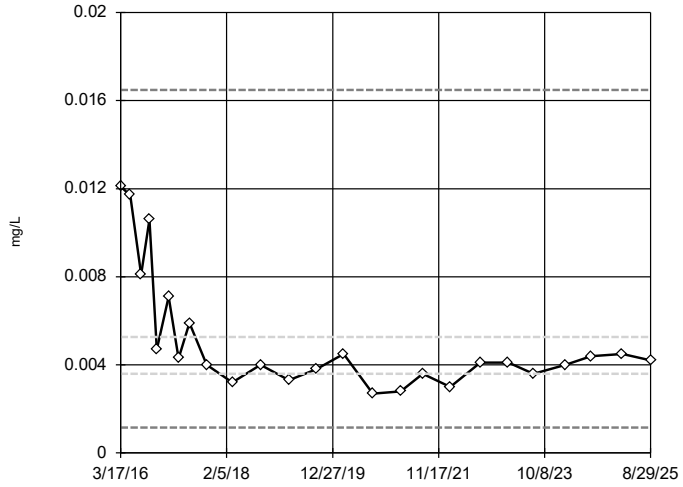

n = 25

No outliers found. Tukey's method selected by user.

Data were natural log transformed to achieve best W statistic (graph shown in original units).

High cutoff = 0.01648, low cutoff = 0.00115, based on IQR multiplier of 3.

Constituent: Barium Analysis Run 6/9/2026 2:40 PM View: Outlier Tests

Plant Bowen Client: Southern Company Data: Bowen 1, 2, 9, & 10

Sanitas™ v.10.1.06e Software licensed to Groundwater Stats Consulting. UG

Tukey's Outlier Screening

GWA-1 (bg)

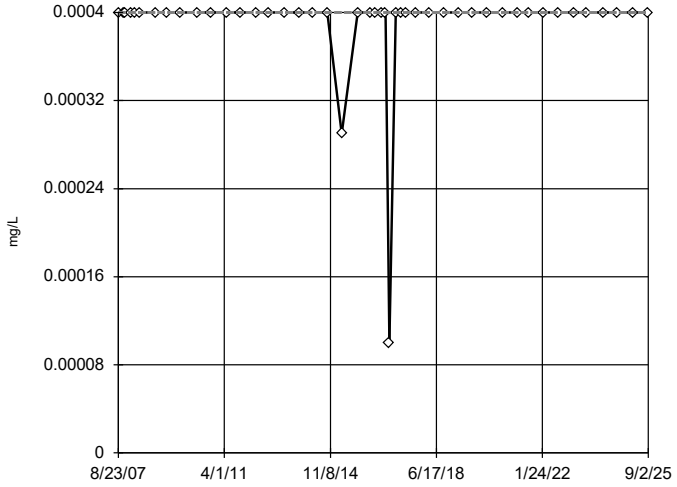

n = 46

No outliers found. Tukey's method selected by user.

Data were x^4 transformed to achieve best W statistic (graph shown in original units).

The results were invalidated, because the lower and upper quartiles are equal.

Constituent: Beryllium Analysis Run 6/9/2026 2:40 PM View: Outlier Tests

Plant Bowen Client: Southern Company Data: Bowen 1, 2, 9, & 10

Tukey's Outlier Screening

GWA-2 (bg)

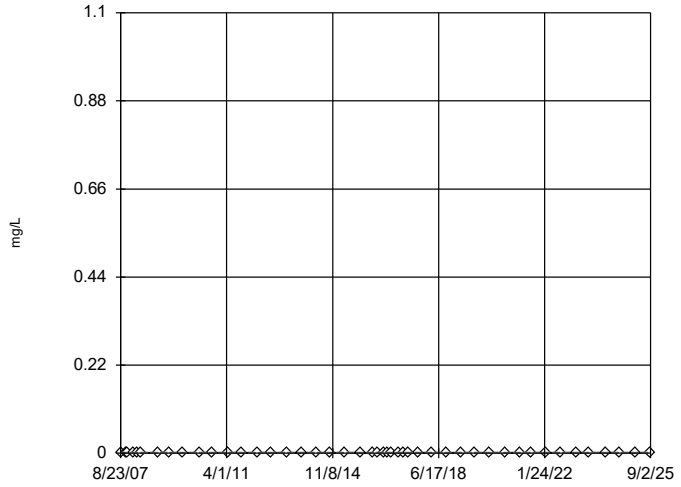

n = 46

No outliers found. Tukey's method selected by user.

All values are the same.

Constituent: Beryllium Analysis Run 6/9/2026 2:40 PM View: Outlier Tests

Plant Bowen Client: Southern Company Data: Bowen 1, 2, 9, & 10

Sanitas™ v.10.1.06e Software licensed to Groundwater Stats Consulting. UG

Tukey's Outlier Screening

GWA-2R (bg)

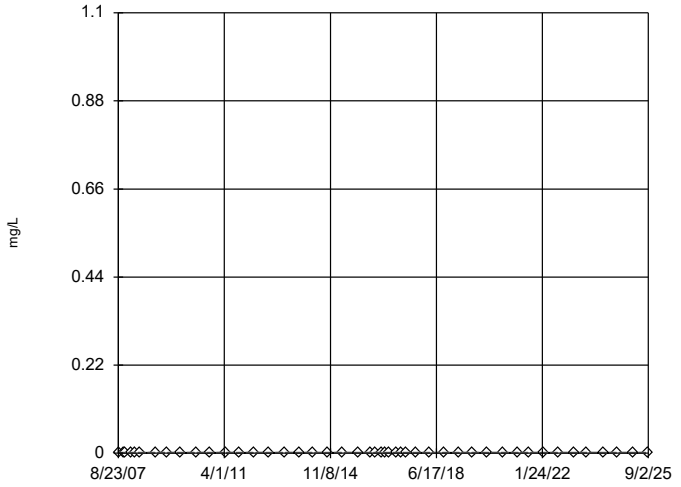

n = 46

No outliers found. Tukey's method selected by user.

All values are the same.

Constituent: Beryllium Analysis Run 6/9/2026 2:40 PM View: Outlier Tests

Plant Bowen Client: Southern Company Data: Bowen 1, 2, 9, & 10

Sanitas™ v.10.1.06e Software licensed to Groundwater Stats Consulting. UG

Tukey's Outlier Screening

GWA-3A (bg)

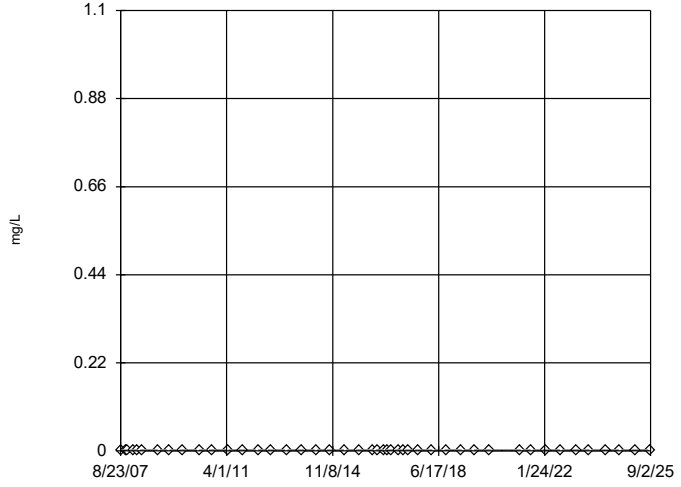

n = 45

No outliers found. Tukey's method selected by user.

All values are the same.

Constituent: Beryllium Analysis Run 6/9/2026 2:40 PM View: Outlier Tests

Plant Bowen Client: Southern Company Data: Bowen 1, 2, 9, & 10

Sanitas™ v.10.1.06e Software licensed to Groundwater Stats Consulting. UG

Tukey's Outlier Screening

GWA-4RZ (bg)

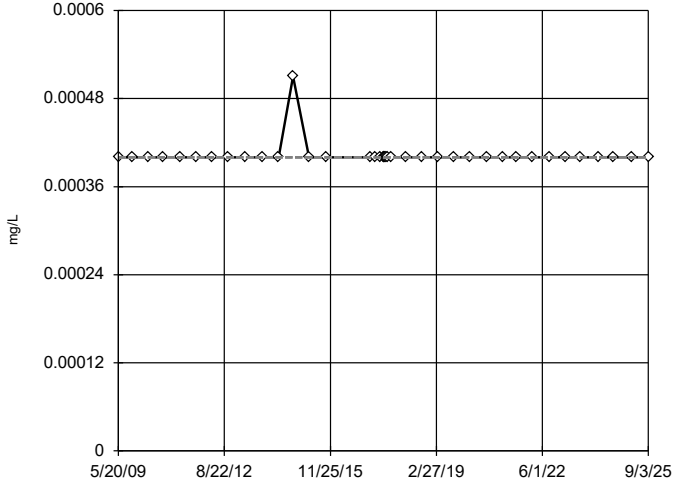

n = 39

No outliers found. Tukey's method selected by user.

Data were square root transformed to achieve best W statistic (graph shown in original units).

The results were invalidated, because the lower and upper quartiles are equal.

Constituent: Beryllium Analysis Run 6/9/2026 2:40 PM View: Outlier Tests

Plant Bowen Client: Southern Company Data: Bowen 1, 2, 9, & 10

Tukey's Outlier Screening

GWA-39RZ (bg)

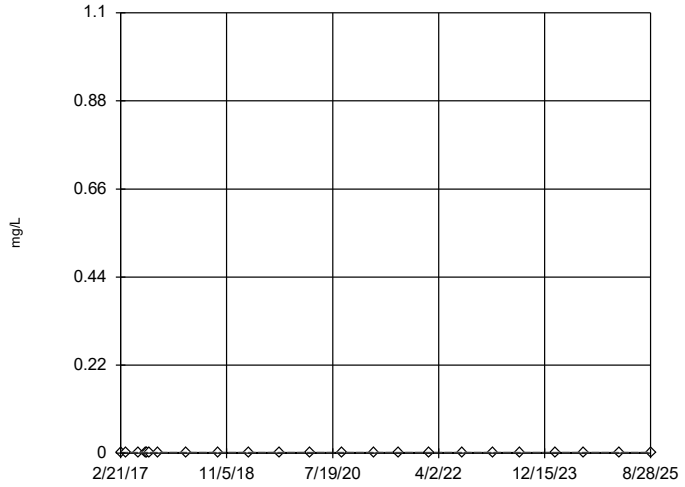

n = 23

No outliers found. Tukey's method select-ed by user.

All values are the same.

Constituent: Beryllium Analysis Run 6/9/2026 2:40 PM View: Outlier Tests

Plant Bowen Client: Southern Company Data: Bowen 1, 2, 9, & 10

Sanitas™ v.10.1.06e Software licensed to Groundwater Stats Consulting. UG

Tukey's Outlier Screening

GWA-39Z (bg)

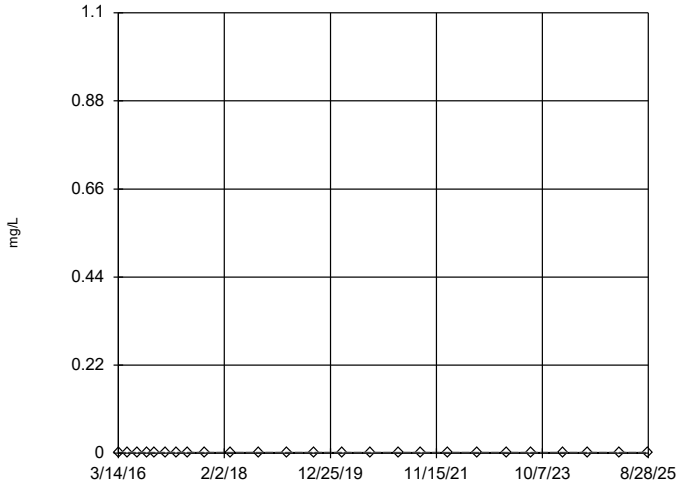

n = 25

No outliers found. Tukey's method select-ed by user.

All values are the same.

Constituent: Beryllium Analysis Run 6/9/2026 2:40 PM View: Outlier Tests

Plant Bowen Client: Southern Company Data: Bowen 1, 2, 9, & 10

Sanitas™ v.10.1.06e Software licensed to Groundwater Stats Consulting. UG

Tukey's Outlier Screening

GWA-40 (bg)

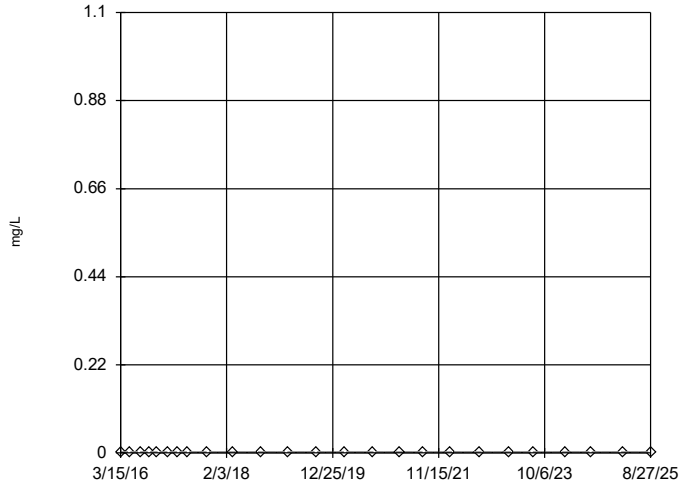

n = 25

No outliers found. Tukey's method select-ed by user.

All values are the same.

Constituent: Beryllium Analysis Run 6/9/2026 2:40 PM View: Outlier Tests

Plant Bowen Client: Southern Company Data: Bowen 1, 2, 9, & 10

Sanitas™ v.10.1.06e Software licensed to Groundwater Stats Consulting. UG

Tukey's Outlier Screening

GWA-41 (bg)

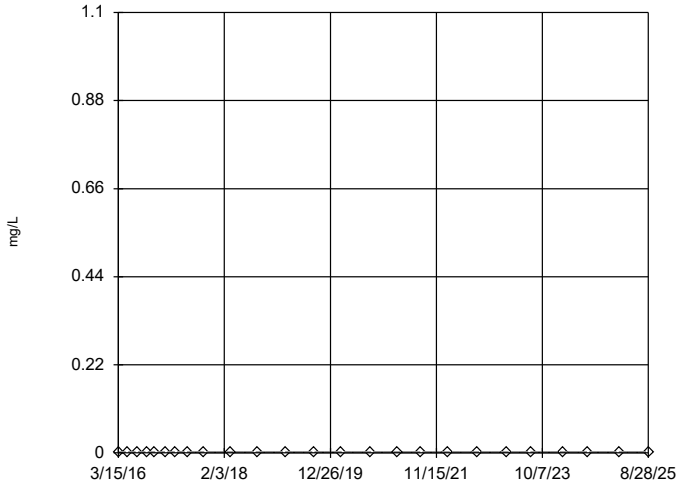

n = 25

No outliers found. Tukey's method select-ed by user.

All values are the same.

Constituent: Beryllium Analysis Run 6/9/2026 2:40 PM View: Outlier Tests

Plant Bowen Client: Southern Company Data: Bowen 1, 2, 9, & 10

Tukey's Outlier Screening

GWA-41R (bg)

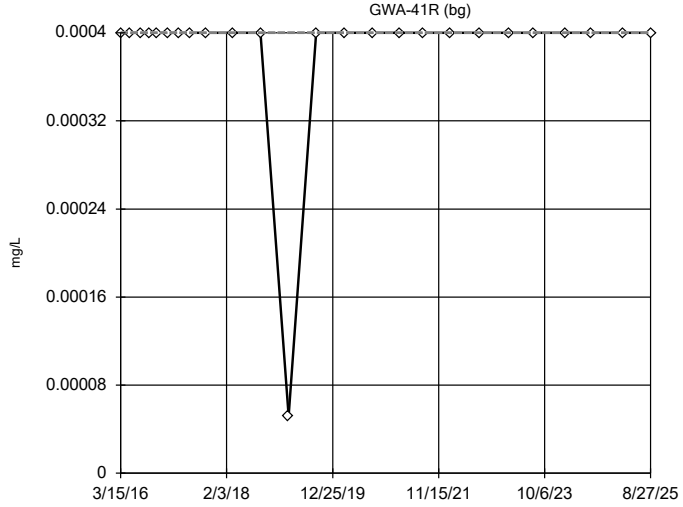

n = 25

No outliers found. Tukey's method selected by user.

Ladder of Powers transformations did not improve normality; analysis run on raw data.

The results were invalidated, because the lower and upper quartiles are equal.

Constituent: Beryllium Analysis Run 6/9/2026 2:40 PM View: Outlier Tests

Plant Bowen Client: Southern Company Data: Bowen 1, 2, 9, & 10

Sanitas™ v.10.1.06e Software licensed to Groundwater Stats Consulting. UG

Tukey's Outlier Screening

GWA-42 (bg)

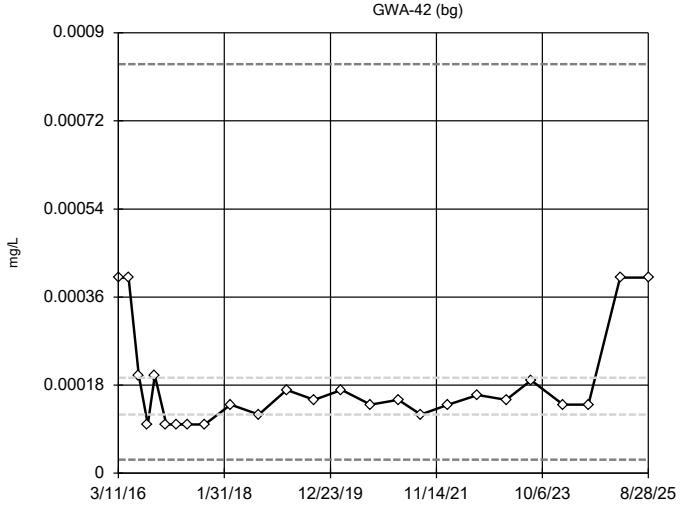

n = 25

No outliers found. Tukey's method selected by user.

Data were natural log transformed to achieve best W statistic (graph shown in original units).

High cutoff = 0.0008356, low cutoff = 0.00002799, based on IQR multiplier of 3.

Constituent: Beryllium Analysis Run 6/9/2026 2:40 PM View: Outlier Tests

Plant Bowen Client: Southern Company Data: Bowen 1, 2, 9, & 10

Sanitas™ v.10.1.06e Software licensed to Groundwater Stats Consulting. UG

Tukey's Outlier Screening

GWA-43 (bg)

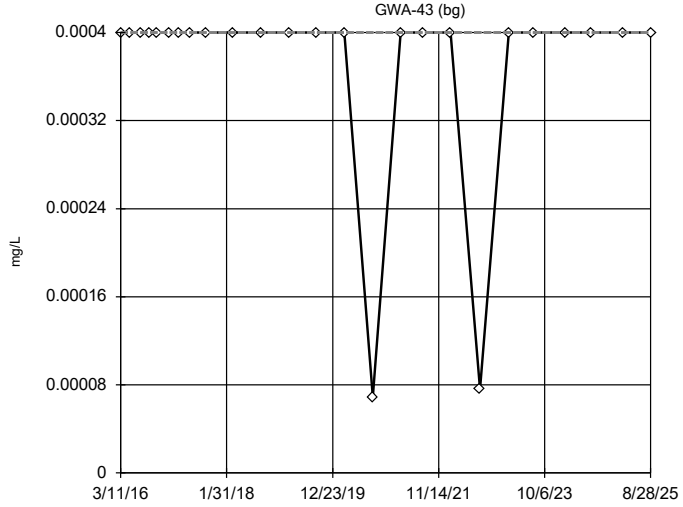

n = 25

No outliers found. Tukey's method selected by user.

Data were natural log transformed to achieve best W statistic (graph shown in original units).

The results were invalidated, because the lower and upper quartiles are equal.

Constituent: Beryllium Analysis Run 6/9/2026 2:40 PM View: Outlier Tests

Plant Bowen Client: Southern Company Data: Bowen 1, 2, 9, & 10

Sanitas™ v.10.1.06e Software licensed to Groundwater Stats Consulting. UG

Tukey's Outlier Screening

GWA-43R (bg)

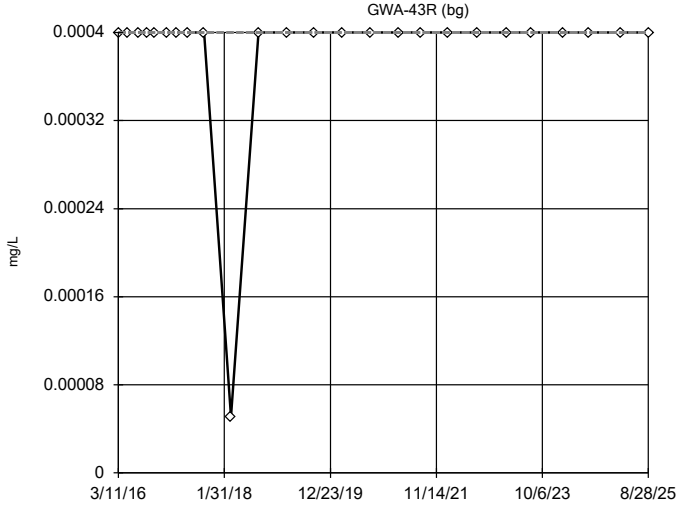

n = 25

No outliers found. Tukey's method selected by user.

Ladder of Powers transformations did not improve normality; analysis run on raw data.

The results were invalidated, because the lower and upper quartiles are equal.

Constituent: Beryllium Analysis Run 6/9/2026 2:40 PM View: Outlier Tests

Plant Bowen Client: Southern Company Data: Bowen 1, 2, 9, & 10

Tukey's Outlier Screening

GWA-50 (bg)

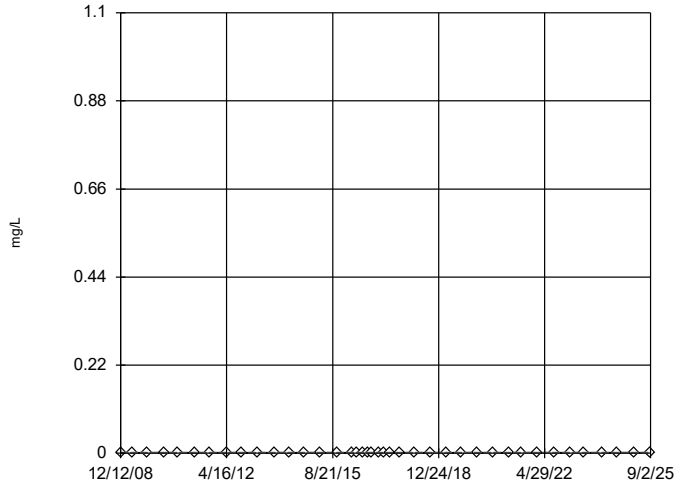

n = 40

No outliers found. Tukey's method selected by user.

All values are the same.

Constituent: Beryllium Analysis Run 6/9/2026 2:40 PM View: Outlier Tests

Plant Bowen Client: Southern Company Data: Bowen 1, 2, 9, & 10

Tukey's Outlier Screening

GWA-50R (bg)

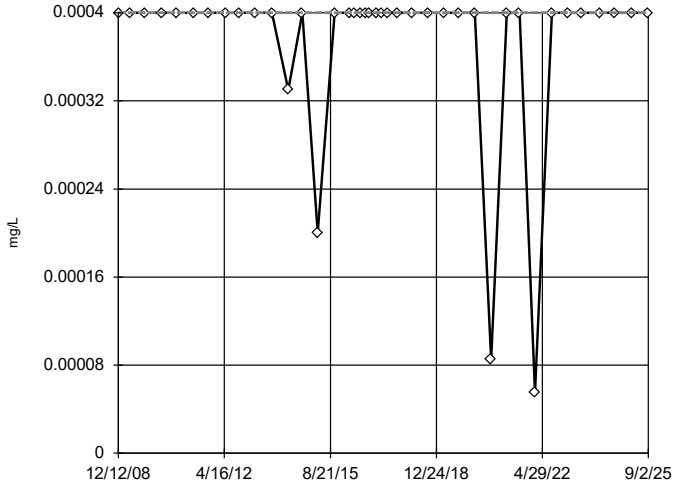

n = 40

No outliers found. Tukey's method selected by user.

Data were x^5 transformed to achieve best W statistic (graph shown in original units).

The results were invalidated, because the lower and upper quartiles are equal.

Constituent: Beryllium Analysis Run 6/9/2026 2:40 PM View: Outlier Tests

Plant Bowen Client: Southern Company Data: Bowen 1, 2, 9, & 10

Tukey's Outlier Screening

GWC-5

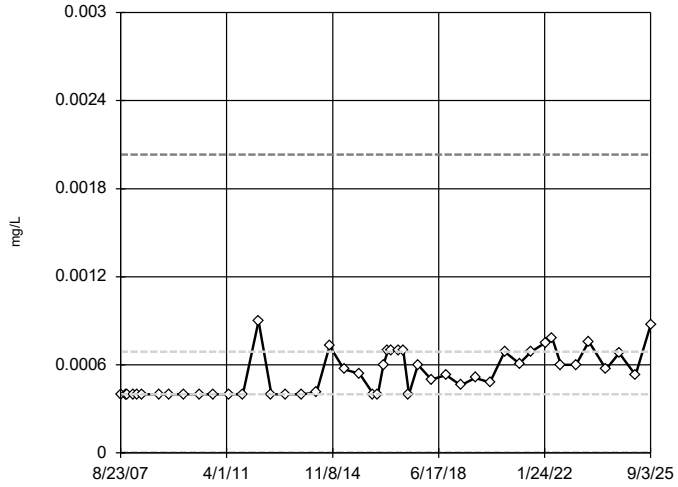

n = 47

No outliers found. Tukey's method selected by user.

Data were square root transformed to achieve best W statistic (graph shown in original units).

High cutoff = 0.002031, low cutoff = 0.000001431, based on IQR multiplier of 3.

Constituent: Beryllium Analysis Run 6/9/2026 2:40 PM View: Outlier Tests

Plant Bowen Client: Southern Company Data: Bowen 1, 2, 9, & 10

Tukey's Outlier Screening

GWC-6

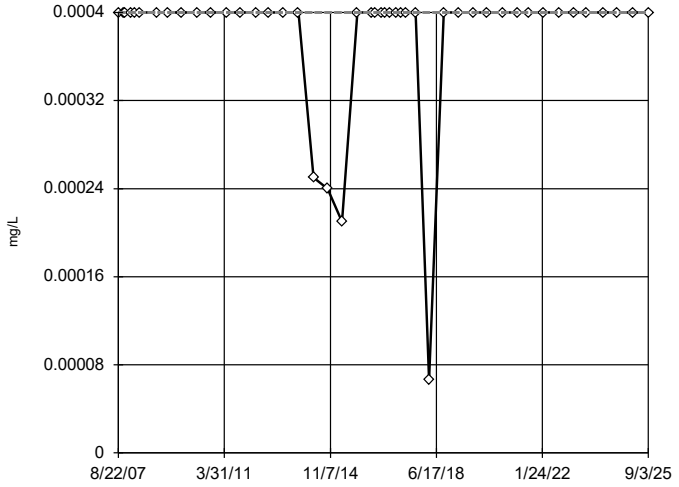

n = 46

No outliers found. Tukey's method selected by user.

Data were square transformed to achieve best W statistic (graph shown in original units).

The results were invalidated, because the lower and upper quartiles are equal.

Constituent: Beryllium Analysis Run 6/9/2026 2:40 PM View: Outlier Tests

Plant Bowen Client: Southern Company Data: Bowen 1, 2, 9, & 10

Sanitas™ v.10.1.06e Software licensed to Groundwater Stats Consulting. UG

Tukey's Outlier Screening

GWC-6RZ

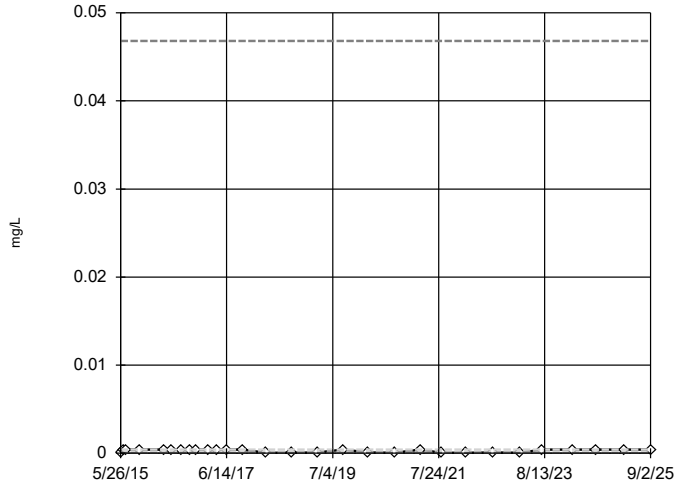

n = 29

No outliers found. Tukey's method selected by user.

Data were natural log transformed to achieve best W statistic (graph shown in original units).

High cutoff = 0.04681, low cutoff = 7.0e-7, based on IQR multiplier of 3.

Constituent: Beryllium Analysis Run 6/9/2026 2:40 PM View: Outlier Tests

Plant Bowen Client: Southern Company Data: Bowen 1, 2, 9, & 10

Sanitas™ v.10.1.06e Software licensed to Groundwater Stats Consulting. UG

Tukey's Outlier Screening

GWC-7Z

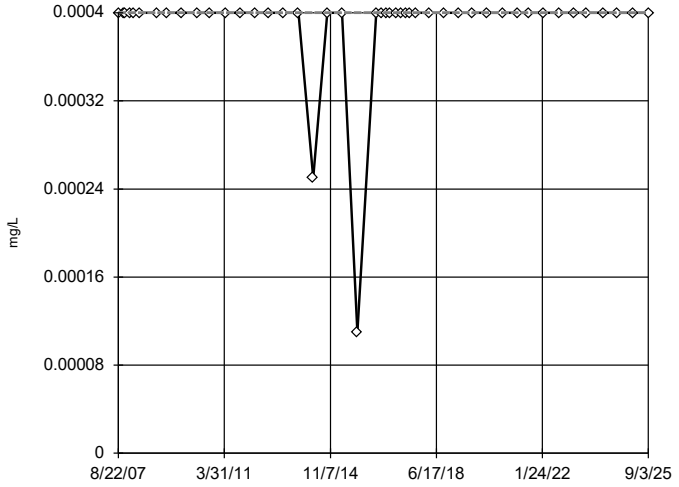

n = 46

No outliers found. Tukey's method selected by user.

Data were square transformed to achieve best W statistic (graph shown in original units).

The results were invalidated, because the lower and upper quartiles are equal.

Constituent: Beryllium Analysis Run 6/9/2026 2:40 PM View: Outlier Tests

Plant Bowen Client: Southern Company Data: Bowen 1, 2, 9, & 10

Sanitas™ v.10.1.06e Software licensed to Groundwater Stats Consulting. UG

Tukey's Outlier Screening

GWC-8RR

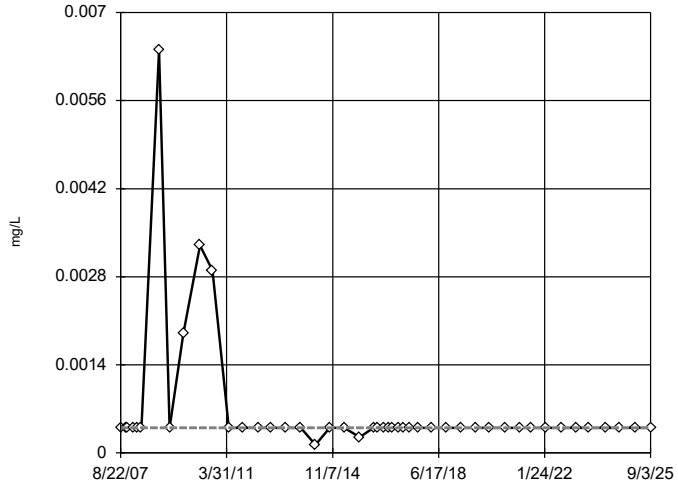

n = 46

No outliers found. Tukey's method selected by user.

Data were natural log transformed to achieve best W statistic (graph shown in original units).

The results were invalidated, because the lower and upper quartiles are equal.

Constituent: Beryllium Analysis Run 6/9/2026 2:40 PM View: Outlier Tests

Plant Bowen Client: Southern Company Data: Bowen 1, 2, 9, & 10

Sanitas™ v.10.1.06e Software licensed to Groundwater Stats Consulting. UG

Tukey's Outlier Screening

GWC-8Z

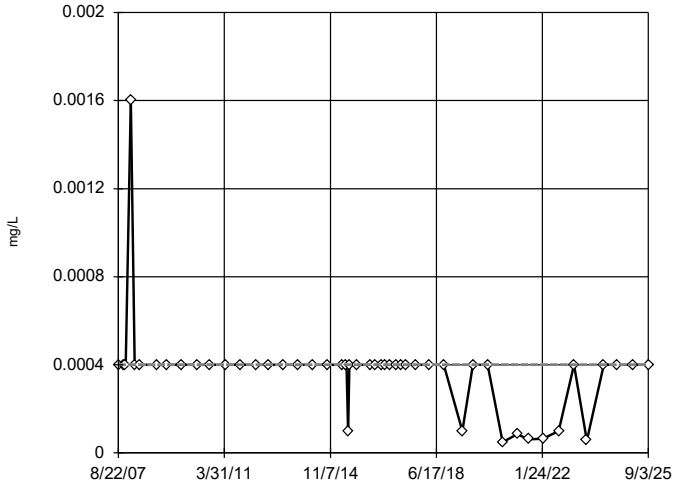

n = 49

No outliers found. Tukey's method selected by user.

Data were cube root transformed to achieve best W statistic (graph shown in original units).

The results were invalidated, because the lower and upper quartiles are equal.

Constituent: Beryllium Analysis Run 6/9/2026 2:40 PM View: Outlier Tests

Plant Bowen Client: Southern Company Data: Bowen 1, 2, 9, & 10

Tukey's Outlier Screening

GWC-9

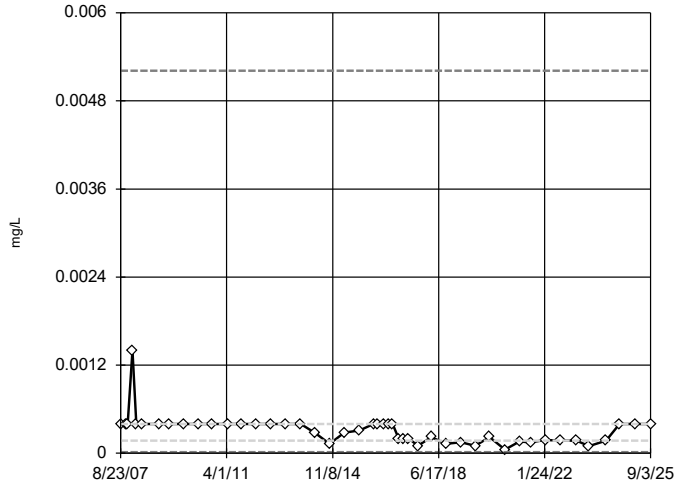

n = 46

No outliers found. Tukey's method selected by user.

Data were natural log transformed to achieve best W statistic (graph shown in original units).

High cutoff = 0.005211, low cutoff = 0.00001305, based on IQR multiplier of 3.

Constituent: Beryllium Analysis Run 6/9/2026 2:40 PM View: Outlier Tests

Plant Bowen Client: Southern Company Data: Bowen 1, 2, 9, & 10

Sanitas™ v.10.1.06e Software licensed to Groundwater Stats Consulting. UG

Tukey's Outlier Screening

GWC-10

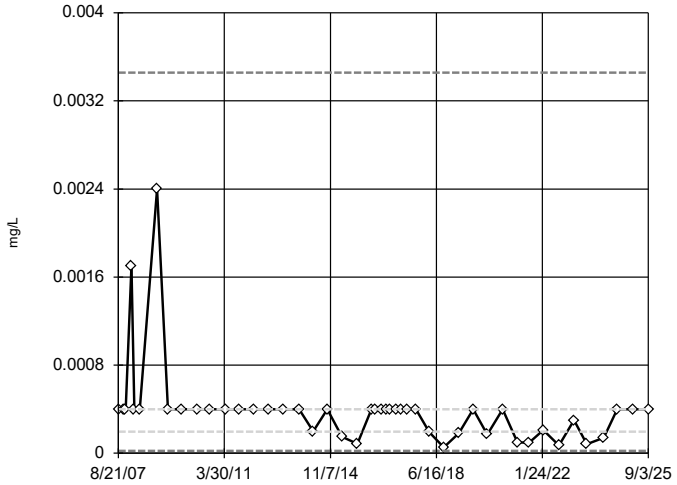

n = 46

No outliers found. Tukey's method selected by user.

Data were natural log transformed to achieve best W statistic (graph shown in original units).

High cutoff = 0.003456, low cutoff = 0.00002256, based on IQR multiplier of 3.

Constituent: Beryllium Analysis Run 6/9/2026 2:40 PM View: Outlier Tests

Plant Bowen Client: Southern Company Data: Bowen 1, 2, 9, & 10

Sanitas™ v.10.1.06e Software licensed to Groundwater Stats Consulting. UG

Tukey's Outlier Screening

GWC-10R

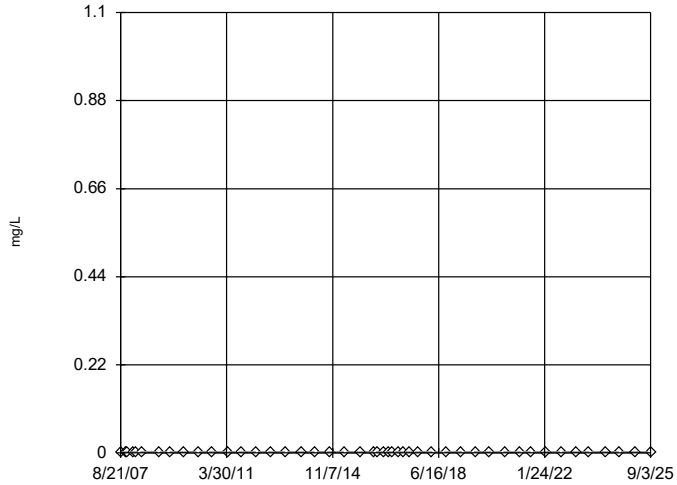

n = 46

No outliers found. Tukey's method selected by user.

All values are the same.

Constituent: Beryllium Analysis Run 6/9/2026 2:40 PM View: Outlier Tests

Plant Bowen Client: Southern Company Data: Bowen 1, 2, 9, & 10

Sanitas™ v.10.1.06e Software licensed to Groundwater Stats Consulting. UG

Tukey's Outlier Screening

GWC-11

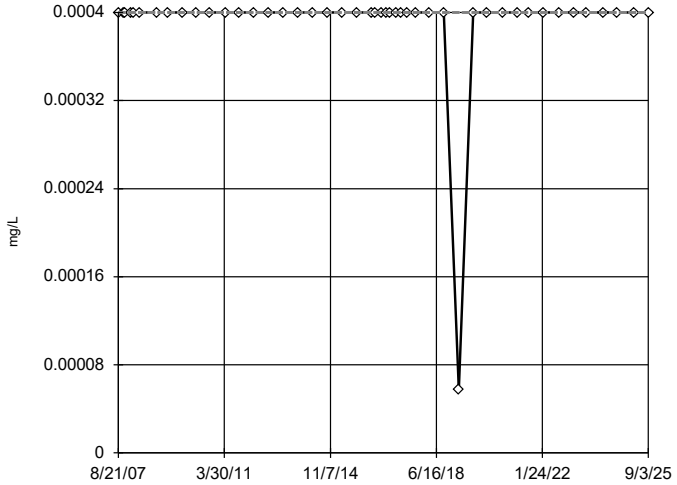

n = 46

No outliers found. Tukey's method selected by user.

Data were cube transformed to achieve best W statistic (graph shown in original units).

The results were invalidated, because the lower and upper quartiles are equal.

Constituent: Beryllium Analysis Run 6/9/2026 2:40 PM View: Outlier Tests

Plant Bowen Client: Southern Company Data: Bowen 1, 2, 9, & 10

Tukey's Outlier Screening

GWC-11R

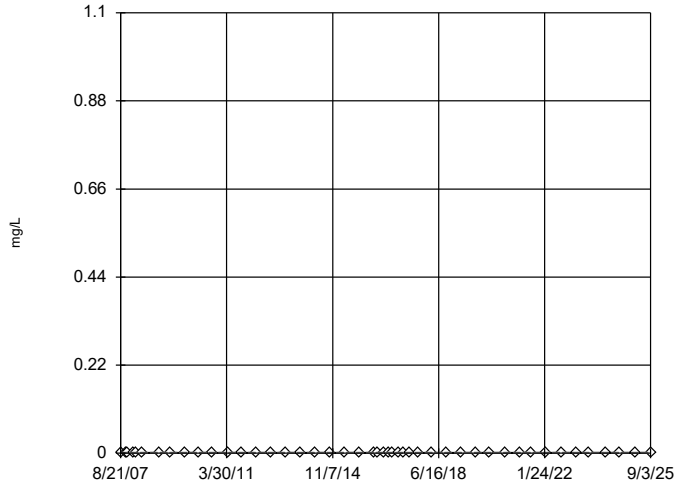

n = 46

No outliers found. Tukey's method selected by user.

All values are the same.

Constituent: Beryllium Analysis Run 6/9/2026 2:40 PM View: Outlier Tests

Plant Bowen Client: Southern Company Data: Bowen 1, 2, 9, & 10

Sanitas™ v.10.1.06e Software licensed to Groundwater Stats Consulting. UG

Tukey's Outlier Screening

GWC-12

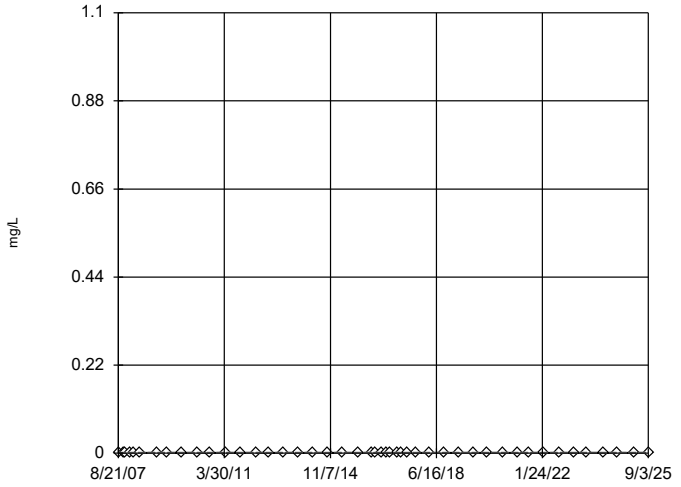

n = 46

No outliers found. Tukey's method selected by user.

All values are the same.

Constituent: Beryllium Analysis Run 6/9/2026 2:40 PM View: Outlier Tests

Plant Bowen Client: Southern Company Data: Bowen 1, 2, 9, & 10

Sanitas™ v.10.1.06e Software licensed to Groundwater Stats Consulting. UG

Tukey's Outlier Screening

GWC-13

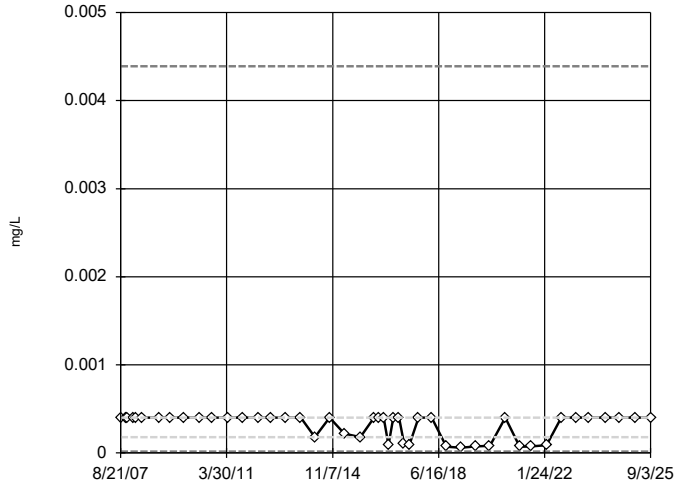

n = 46

No outliers found. Tukey's method selected by user.

Data were natural log transformed to achieve best W statistic (graph shown in original units).

High cutoff = 0.00439, low cutoff = 0.0000164, based on IQR multiplier of 3.

Constituent: Beryllium Analysis Run 6/9/2026 2:40 PM View: Outlier Tests

Plant Bowen Client: Southern Company Data: Bowen 1, 2, 9, & 10

Sanitas™ v.10.1.06e Software licensed to Groundwater Stats Consulting. UG

Tukey's Outlier Screening

GWC-13RZ

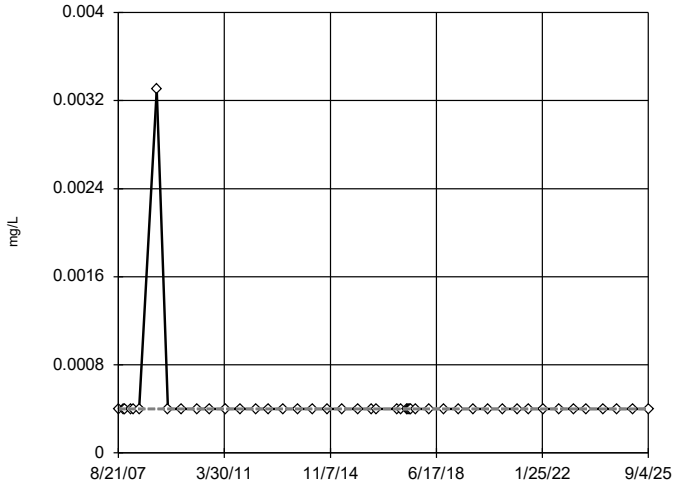

n = 46

No outliers found. Tukey's method selected by user.

Ladder of Powers transformations did not improve normality; analysis run on raw data.

The results were invalidated, because the lower and upper quartiles are equal.

Constituent: Beryllium Analysis Run 6/9/2026 2:40 PM View: Outlier Tests

Plant Bowen Client: Southern Company Data: Bowen 1, 2, 9, & 10

Sanitas™ v.10.1.06e Software licensed to Groundwater Stats Consulting. UG

Tukey's Outlier Screening

GWC-14Z

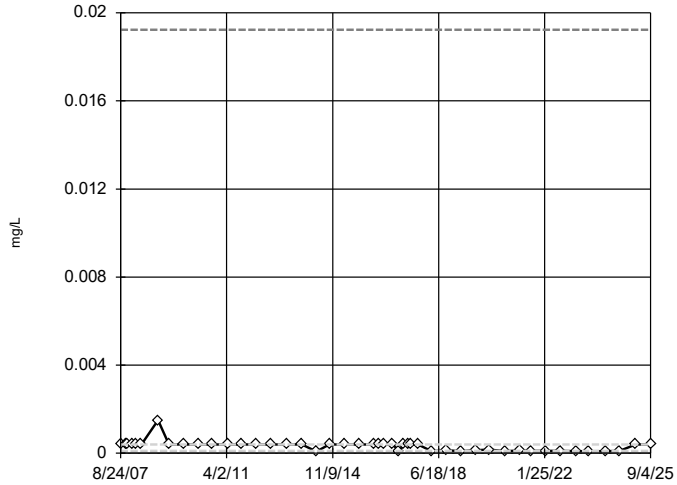

n = 46

No outliers found. Tukey's method select-ed by user.

Data were natural log transformed to achieve best W statistic (graph shown in original units).

High cutoff = 0.01923, low cutoff = 0.000002288, based on IQR multiplier of 3.

Constituent: Beryllium Analysis Run 6/9/2026 2:40 PM View: Outlier Tests

Plant Bowen Client: Southern Company Data: Bowen 1, 2, 9, & 10

Sanitas™ v.10.1.06e Software licensed to Groundwater Stats Consulting. UG

Tukey's Outlier Screening

GWC-15R

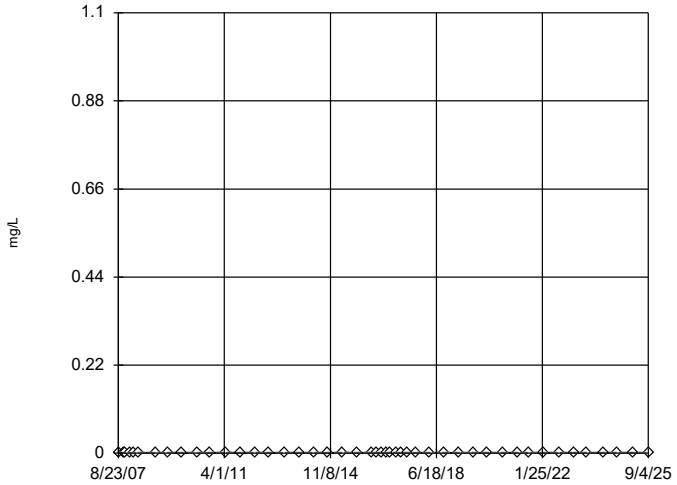

n = 46

No outliers found. Tukey's method select-ed by user.

All values are the same.

Constituent: Beryllium Analysis Run 6/9/2026 2:40 PM View: Outlier Tests

Plant Bowen Client: Southern Company Data: Bowen 1, 2, 9, & 10

Sanitas™ v.10.1.06e Software licensed to Groundwater Stats Consulting. UG

Tukey's Outlier Screening

GWC-15Z

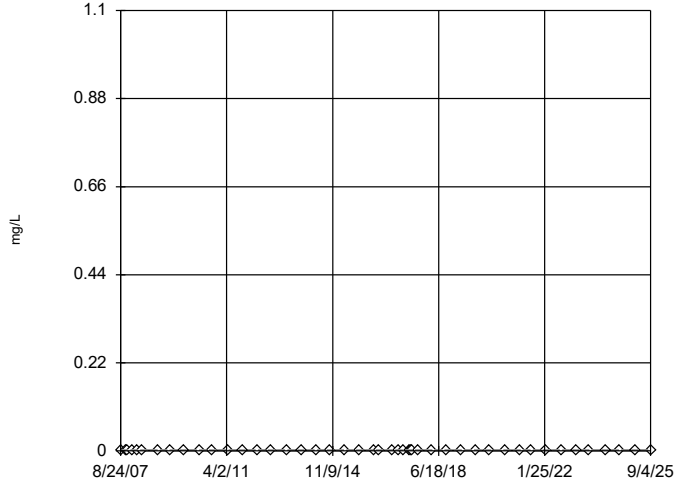

n = 46

No outliers found. Tukey's method select-ed by user.

All values are the same.

Constituent: Beryllium Analysis Run 6/9/2026 2:40 PM View: Outlier Tests

Plant Bowen Client: Southern Company Data: Bowen 1, 2, 9, & 10

Sanitas™ v.10.1.06e Software licensed to Groundwater Stats Consulting. UG

Tukey's Outlier Screening

GWC-44

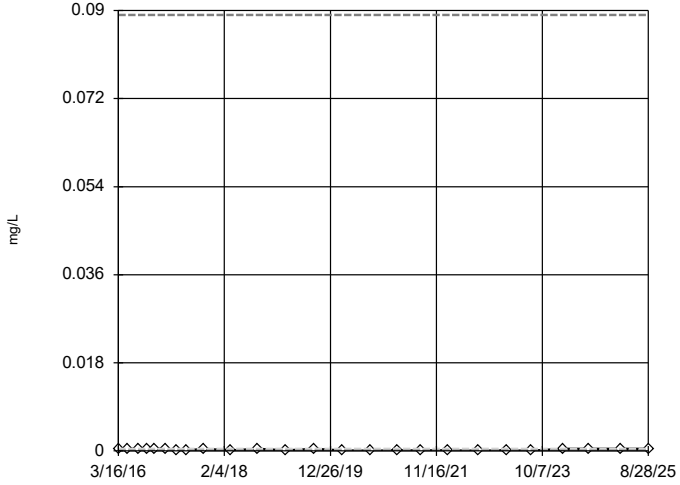

n = 25

No outliers found. Tukey's method select-ed by user.

Data were natural log transformed to achieve best W statistic (graph shown in original units).

High cutoff = 0.08908, low cutoff = 3.0e-7, based on IQR multiplier of 3.

Constituent: Beryllium Analysis Run 6/9/2026 2:40 PM View: Outlier Tests

Plant Bowen Client: Southern Company Data: Bowen 1, 2, 9, & 10

Tukey's Outlier Screening

GWC-45

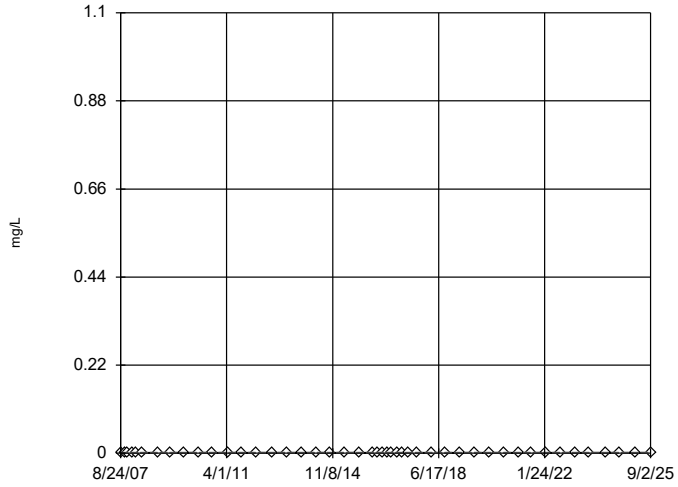

n = 46

No outliers found. Tukey's method selected by user.

All values are the same.

Constituent: Beryllium Analysis Run 6/9/2026 2:40 PM View: Outlier Tests

Plant Bowen Client: Southern Company Data: Bowen 1, 2, 9, & 10

Sanitas™ v.10.1.06e Software licensed to Groundwater Stats Consulting. UG

Tukey's Outlier Screening

GWC-45R

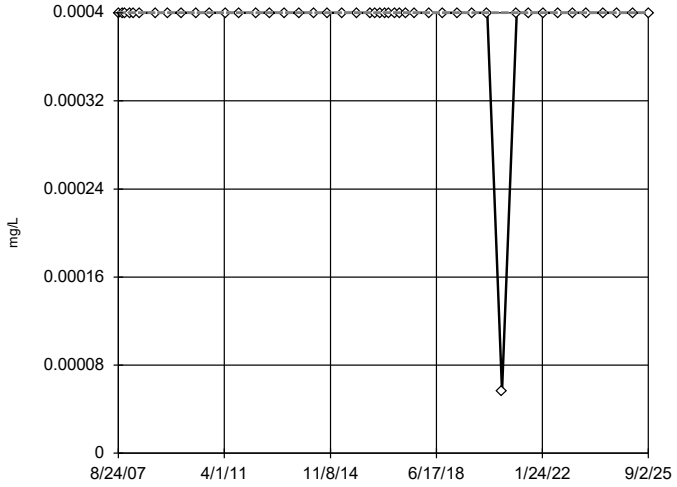

n = 46

No outliers found. Tukey's method selected by user.

Data were square transformed to achieve best W statistic (graph shown in original units).

The results were invalidated, because the lower and upper quartiles are equal.

Constituent: Beryllium Analysis Run 6/9/2026 2:40 PM View: Outlier Tests

Plant Bowen Client: Southern Company Data: Bowen 1, 2, 9, & 10

Sanitas™ v.10.1.06e Software licensed to Groundwater Stats Consulting. UG

Tukey's Outlier Screening

GWC-46R

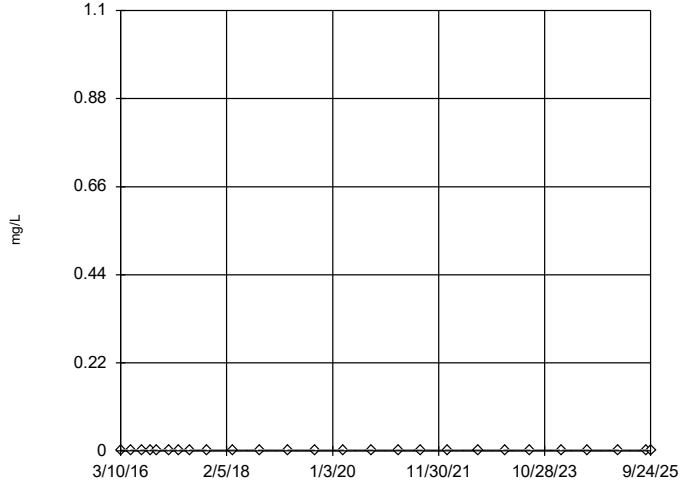

n = 26

No outliers found. Tukey's method selected by user.

All values are the same.

Constituent: Beryllium Analysis Run 6/9/2026 2:40 PM View: Outlier Tests

Plant Bowen Client: Southern Company Data: Bowen 1, 2, 9, & 10

Sanitas™ v.10.1.06e Software licensed to Groundwater Stats Consulting. UG

Tukey's Outlier Screening

GWC-47

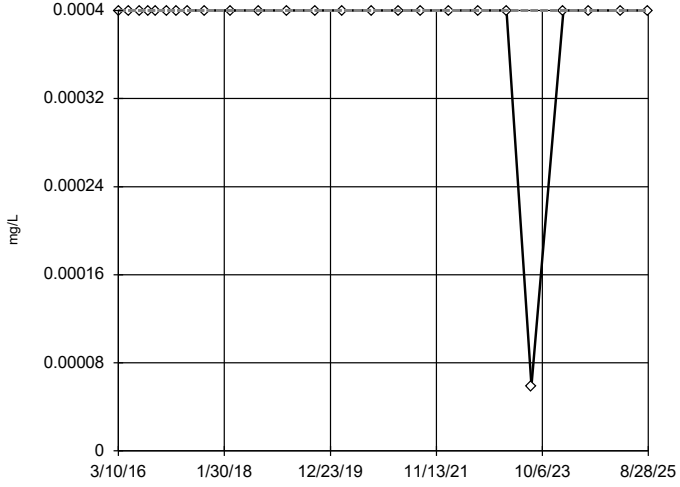

n = 25

No outliers found. Tukey's method selected by user.

Data were cube transformed to achieve best W statistic (graph shown in original units).

The results were invalidated, because the lower and upper quartiles are equal.

Constituent: Beryllium Analysis Run 6/9/2026 2:40 PM View: Outlier Tests

Plant Bowen Client: Southern Company Data: Bowen 1, 2, 9, & 10

Tukey's Outlier Screening

GWC-47R

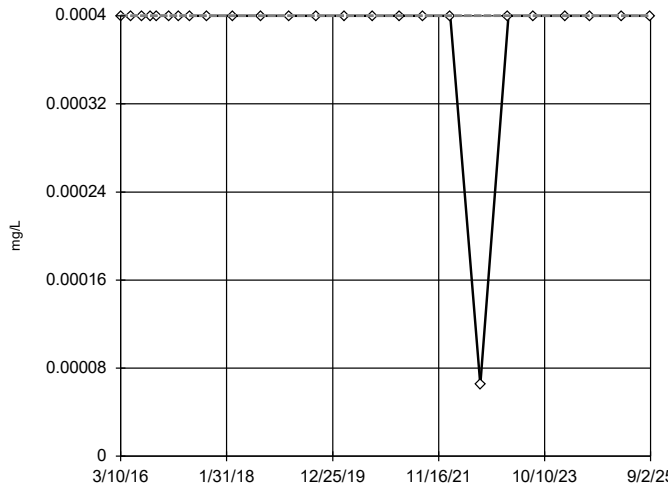

n = 25

No outliers found. Tukey's method selected by user.

Ladder of Powers transformations did not improve normality; analysis run on raw data.

The results were invalidated, because the lower and upper quartiles are equal.

Constituent: Beryllium Analysis Run 6/9/2026 2:40 PM View: Outlier Tests

Plant Bowen Client: Southern Company Data: Bowen 1, 2, 9, & 10

Sanitas™ v.10.1.06e Software licensed to Groundwater Stats Consulting. UG

Tukey's Outlier Screening

GWC-48

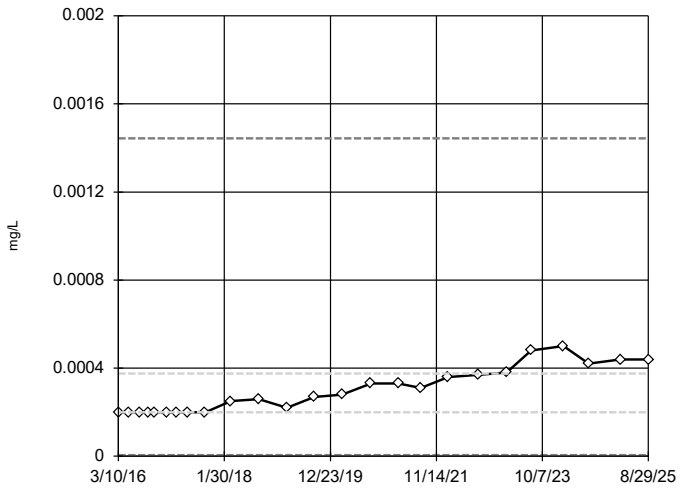

n = 25

No outliers found. Tukey's method selected by user.

Data were cube root transformed to achieve best W statistic (graph shown in original units).

High cutoff = 0.001443, low cutoff = 0.000005441, based on IQR multiplier of 3.

Constituent: Beryllium Analysis Run 6/9/2026 2:40 PM View: Outlier Tests

Plant Bowen Client: Southern Company Data: Bowen 1, 2, 9, & 10

Sanitas™ v.10.1.06e Software licensed to Groundwater Stats Consulting. UG

Tukey's Outlier Screening

GWC-49R

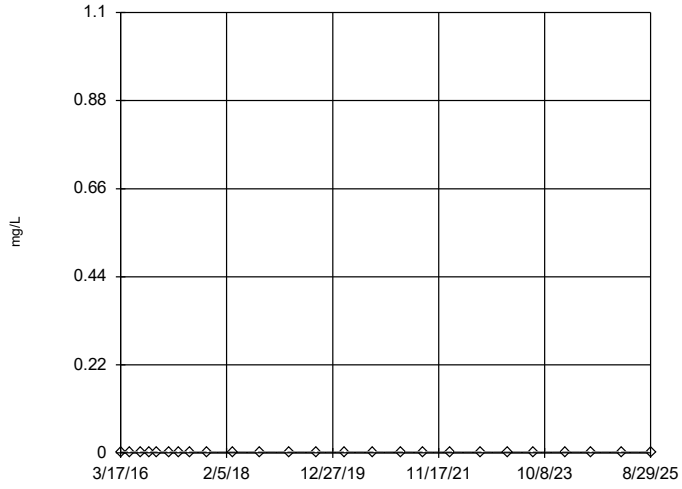

n = 25

No outliers found. Tukey's method selected by user.

All values are the same.

Constituent: Beryllium Analysis Run 6/9/2026 2:40 PM View: Outlier Tests

Plant Bowen Client: Southern Company Data: Bowen 1, 2, 9, & 10

Sanitas™ v.10.1.06e Software licensed to Groundwater Stats Consulting. UG

Tukey's Outlier Screening

GWC-49Z

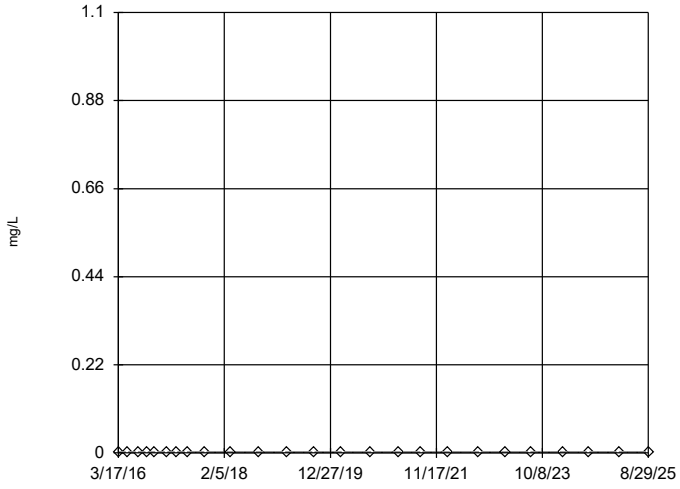

n = 25

No outliers found. Tukey's method selected by user.

All values are the same.

Constituent: Beryllium Analysis Run 6/9/2026 2:40 PM View: Outlier Tests

Plant Bowen Client: Southern Company Data: Bowen 1, 2, 9, & 10

Tukey's Outlier Screening

GWA-1 (bg)

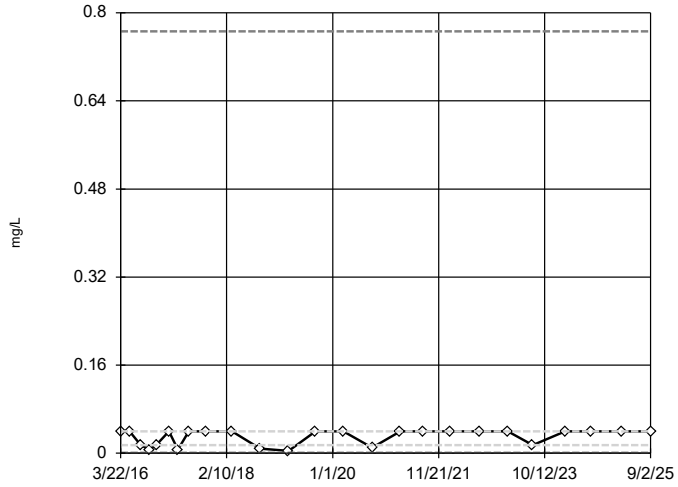

n = 25

No outliers found. Tukey's method selected by user.

Data were natural log transformed to achieve best W statistic (graph shown in original units).

High cutoff = 0.7662, low cutoff = 0.0007805, based on IQR multiplier of 3.

Constituent: Boron Analysis Run 6/9/2026 2:40 PM View: Outlier Tests

Plant Bowen Client: Southern Company Data: Bowen 1, 2, 9, & 10

Sanitas™ v.10.1.06e Software licensed to Groundwater Stats Consulting. UG

Tukey's Outlier Screening

GWA-2 (bg)

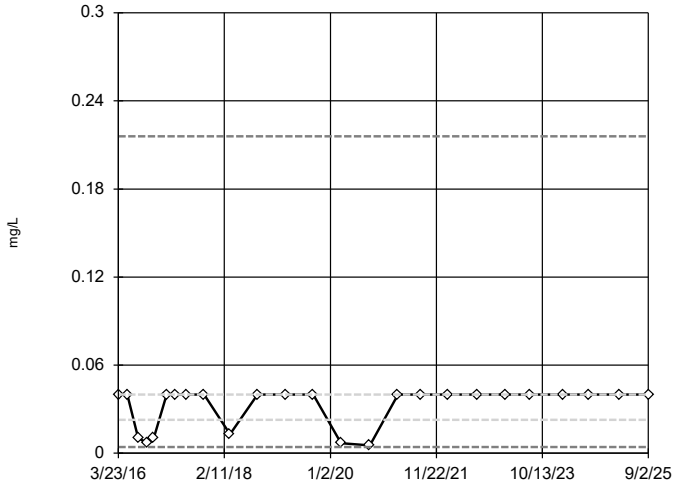

n = 25

No outliers found. Tukey's method selected by user.

Data were natural log transformed to achieve best W statistic (graph shown in original units).

High cutoff = 0.2159, low cutoff = 0.004225, based on IQR multiplier of 3.

Constituent: Boron Analysis Run 6/9/2026 2:40 PM View: Outlier Tests

Plant Bowen Client: Southern Company Data: Bowen 1, 2, 9, & 10

Sanitas™ v.10.1.06e Software licensed to Groundwater Stats Consulting. UG

Tukey's Outlier Screening

GWA-2R (bg)

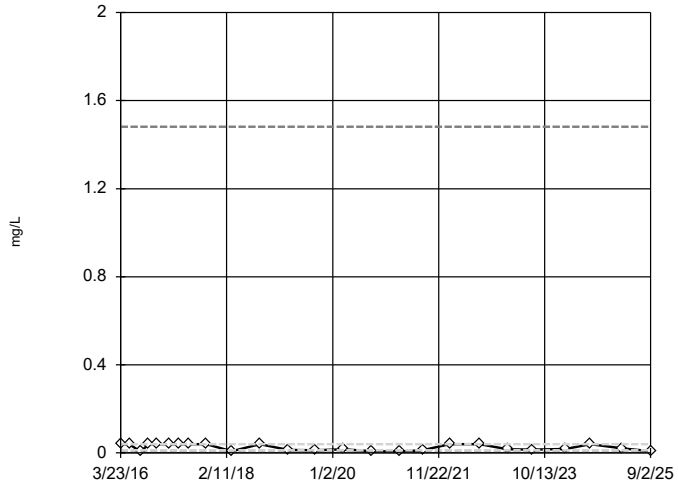

n = 25

No outliers found. Tukey's method selected by user.

Data were natural log transformed to achieve best W statistic (graph shown in original units).

High cutoff = 1.481, low cutoff = 0.000324, based on IQR multiplier of 3.

Constituent: Boron Analysis Run 6/9/2026 2:40 PM View: Outlier Tests

Plant Bowen Client: Southern Company Data: Bowen 1, 2, 9, & 10

Sanitas™ v.10.1.06e Software licensed to Groundwater Stats Consulting. UG

Tukey's Outlier Screening

GWA-3A (bg)

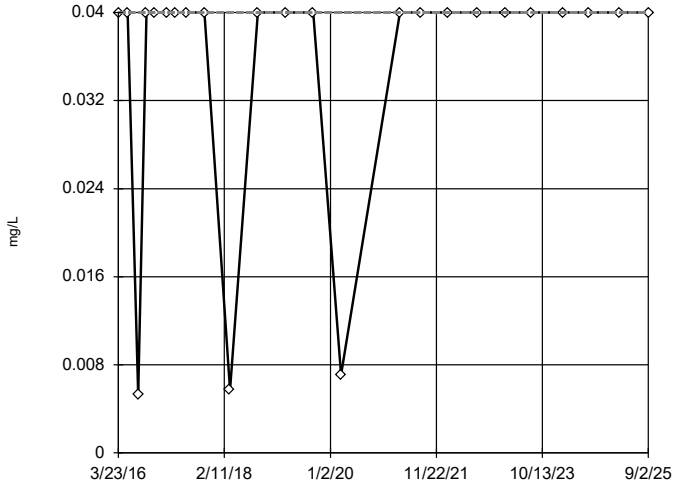

n = 24

No outliers found. Tukey's method selected by user.

Data were natural log transformed to achieve best W statistic (graph shown in original units).

The results were invalidated, because the lower and upper quartiles are equal.

Constituent: Boron Analysis Run 6/9/2026 2:40 PM View: Outlier Tests

Plant Bowen Client: Southern Company Data: Bowen 1, 2, 9, & 10

Tukey's Outlier Screening

GWA-4RZ (bg)

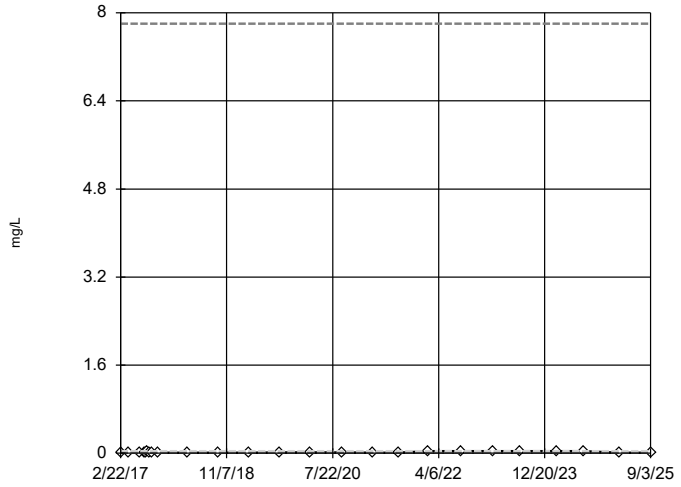

n = 25

No outliers found. Tukey's method selected by user.

Data were natural log transformed to achieve best W statistic (graph shown in original units).

High cutoff = 7.803, low cutoff = 0.00003536, based on IQR multiplier of 3.

Constituent: Boron Analysis Run 6/9/2026 2:40 PM View: Outlier Tests

Plant Bowen Client: Southern Company Data: Bowen 1, 2, 9, & 10

Sanitas™ v.10.1.06e Software licensed to Groundwater Stats Consulting. UG

Tukey's Outlier Screening

GWA-39RZ (bg)

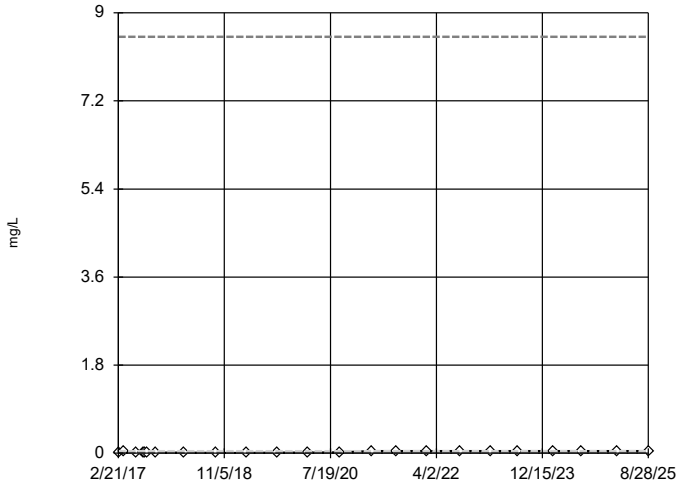

n = 23

No outliers found. Tukey's method selected by user.

Data were natural log transformed to achieve best W statistic (graph shown in original units).

High cutoff = 8.512, low cutoff = 0.00003149, based on IQR multiplier of 3.

Constituent: Boron Analysis Run 6/9/2026 2:40 PM View: Outlier Tests

Plant Bowen Client: Southern Company Data: Bowen 1, 2, 9, & 10

Sanitas™ v.10.1.06e Software licensed to Groundwater Stats Consulting. UG

Tukey's Outlier Screening

GWA-39Z (bg)

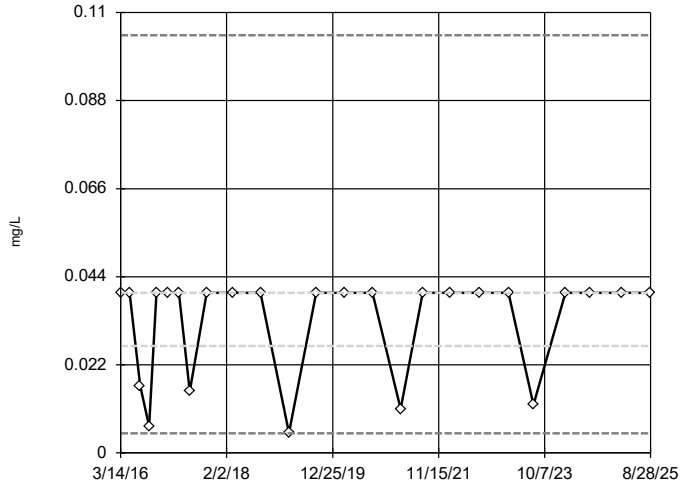

n = 25

No outliers found. Tukey's method selected by user.

Data were cube root transformed to achieve best W statistic (graph shown in original units).

High cutoff = 0.1044, low cutoff = 0.004934, based on IQR multiplier of 3.

Constituent: Boron Analysis Run 6/9/2026 2:40 PM View: Outlier Tests

Plant Bowen Client: Southern Company Data: Bowen 1, 2, 9, & 10

Sanitas™ v.10.1.06e Software licensed to Groundwater Stats Consulting. UG

Tukey's Outlier Screening

GWA-40 (bg)

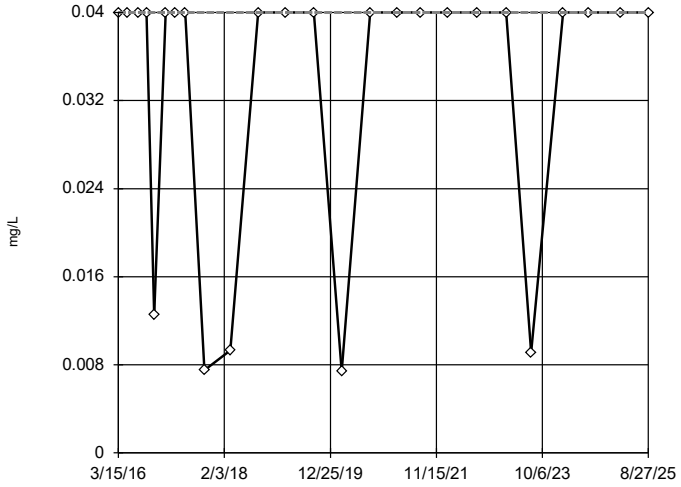

n = 25

No outliers found. Tukey's method selected by user.

Data were natural log transformed to achieve best W statistic (graph shown in original units).

The results were invalidated, because the lower and upper quartiles are equal.

Constituent: Boron Analysis Run 6/9/2026 2:40 PM View: Outlier Tests

Plant Bowen Client: Southern Company Data: Bowen 1, 2, 9, & 10

Tukey's Outlier Screening

GWA-41 (bg)

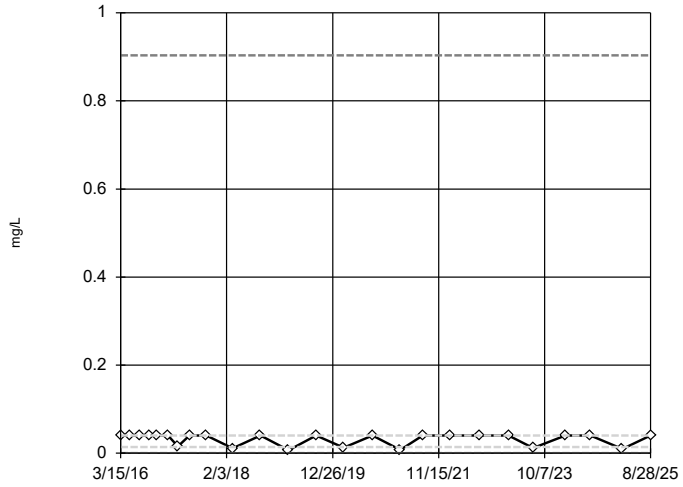

n = 25

No outliers found. Tukey's method selected by user.

Data were natural log transformed to achieve best W statistic (graph shown in original units).

High cutoff = 0.9037, low cutoff = 0.0006263, based on IQR multiplier of 3.

Constituent: Boron Analysis Run 6/9/2026 2:40 PM View: Outlier Tests

Plant Bowen Client: Southern Company Data: Bowen 1, 2, 9, & 10

Sanitas™ v.10.1.06e Software licensed to Groundwater Stats Consulting. UG

Tukey's Outlier Screening

GWA-41R (bg)

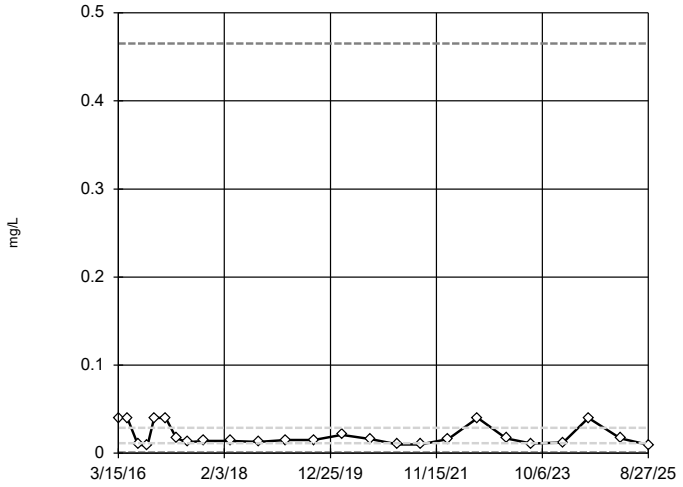

n = 25

No outliers found. Tukey's method selected by user.

Data were natural log transformed to achieve best W statistic (graph shown in original units).

High cutoff = 0.4653, low cutoff = 0.0007157, based on IQR multiplier of 3.

Constituent: Boron Analysis Run 6/9/2026 2:40 PM View: Outlier Tests

Plant Bowen Client: Southern Company Data: Bowen 1, 2, 9, & 10

Sanitas™ v.10.1.06e Software licensed to Groundwater Stats Consulting. UG

Tukey's Outlier Screening

GWA-42 (bg)

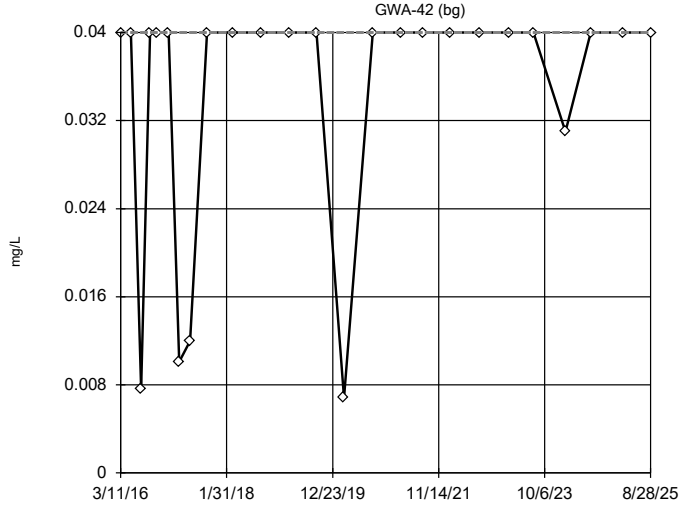

n = 25

No outliers found. Tukey's method selected by user.

Data were x^4 transformed to achieve best W statistic (graph shown in original units).

The results were invalidated, because the lower and upper quartiles are equal.

Constituent: Boron Analysis Run 6/9/2026 2:40 PM View: Outlier Tests

Plant Bowen Client: Southern Company Data: Bowen 1, 2, 9, & 10

Sanitas™ v.10.1.06e Software licensed to Groundwater Stats Consulting. UG

Tukey's Outlier Screening

GWA-43 (bg)

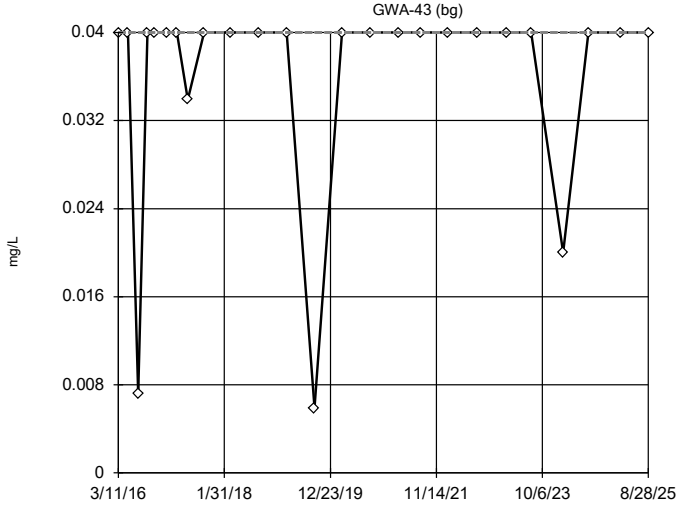

n = 25

No outliers found. Tukey's method selected by user.

Data were x^6 transformed to achieve best W statistic (graph shown in original units).

The results were invalidated, because the lower and upper quartiles are equal.

Constituent: Boron Analysis Run 6/9/2026 2:40 PM View: Outlier Tests

Plant Bowen Client: Southern Company Data: Bowen 1, 2, 9, & 10

Sanitas™ v.10.1.06e Software licensed to Groundwater Stats Consulting. UG

Tukey's Outlier Screening

GWA-43R (bg)

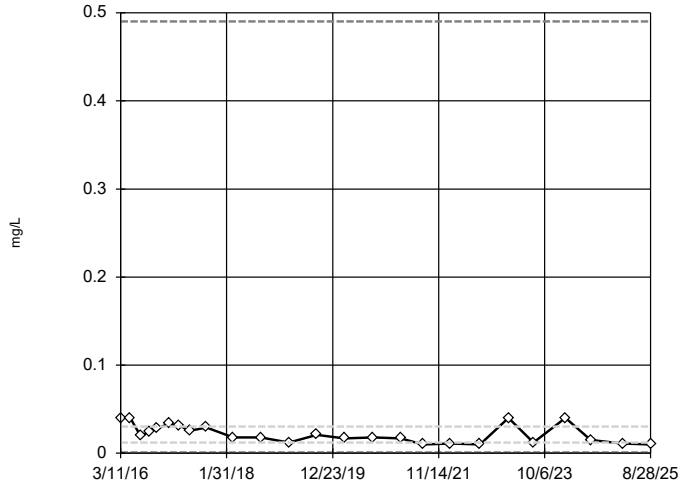

n = 25

No outliers found. Tukey's method selected by user.

Data were natural log transformed to achieve best W statistic (graph shown in original units).

High cutoff = 0.49, low cutoff = 0.0007428, based on IQR multiplier of 3.

Constituent: Boron Analysis Run 6/9/2026 2:40 PM View: Outlier Tests

Plant Bowen Client: Southern Company Data: Bowen 1, 2, 9, & 10

Sanitas™ v.10.1.06e Software licensed to Groundwater Stats Consulting. UG

Tukey's Outlier Screening

GWA-50 (bg)

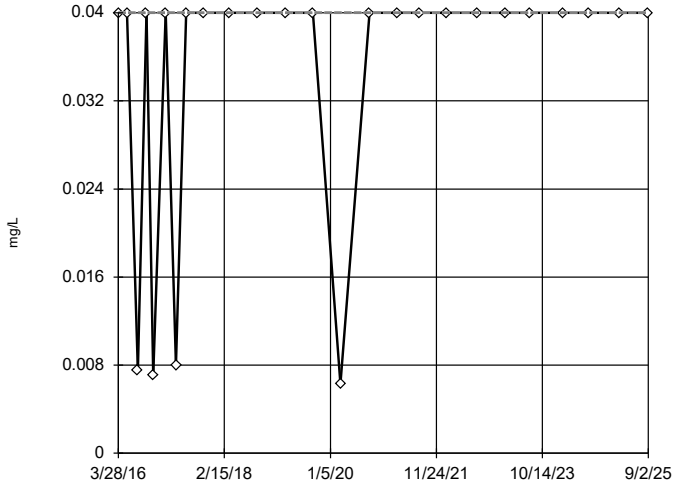

n = 25

No outliers found. Tukey's method selected by user.

Data were natural log transformed to achieve best W statistic (graph shown in original units).

The results were invalidated, because the lower and upper quartiles are equal.

Constituent: Boron Analysis Run 6/9/2026 2:40 PM View: Outlier Tests

Plant Bowen Client: Southern Company Data: Bowen 1, 2, 9, & 10

Sanitas™ v.10.1.06e Software licensed to Groundwater Stats Consulting. UG

Tukey's Outlier Screening

GWA-50R (bg)

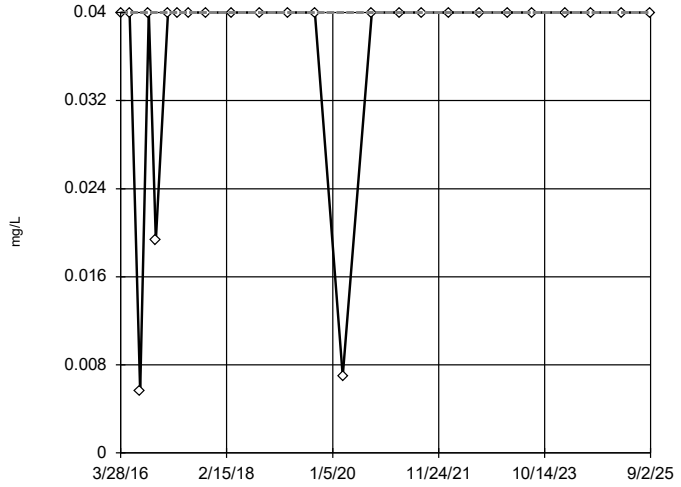

n = 25

No outliers found. Tukey's method selected by user.

Ladder of Powers transformations did not improve normality; analysis run on raw data.

The results were invalidated, because the lower and upper quartiles are equal.

Constituent: Boron Analysis Run 6/9/2026 2:41 PM View: Outlier Tests

Plant Bowen Client: Southern Company Data: Bowen 1, 2, 9, & 10

Sanitas™ v.10.1.06e Software licensed to Groundwater Stats Consulting. UG

Tukey's Outlier Screening

GWC-5

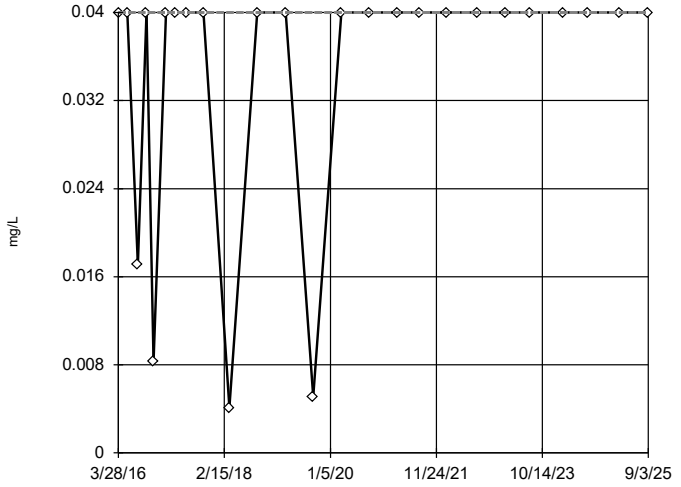

n = 25

No outliers found. Tukey's method selected by user.

Data were square root transformed to achieve best W statistic (graph shown in original units).

The results were invalidated, because the lower and upper quartiles are equal.

Constituent: Boron Analysis Run 6/9/2026 2:41 PM View: Outlier Tests

Plant Bowen Client: Southern Company Data: Bowen 1, 2, 9, & 10

Tukey's Outlier Screening

GWC-6

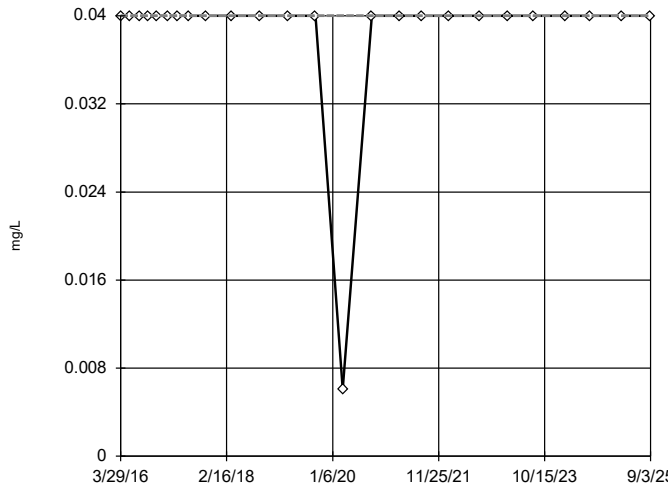

n = 25

No outliers found. Tukey's method selected by user.

Data were x^5 transformed to achieve best W statistic (graph shown in original units).

The results were invalidated, because the lower and upper quartiles are equal.

Constituent: Boron Analysis Run 6/9/2026 2:41 PM View: Outlier Tests

Plant Bowen Client: Southern Company Data: Bowen 1, 2, 9, & 10

Sanitas™ v.10.1.06e Software licensed to Groundwater Stats Consulting. UG

Tukey's Outlier Screening

GWC-6RZ

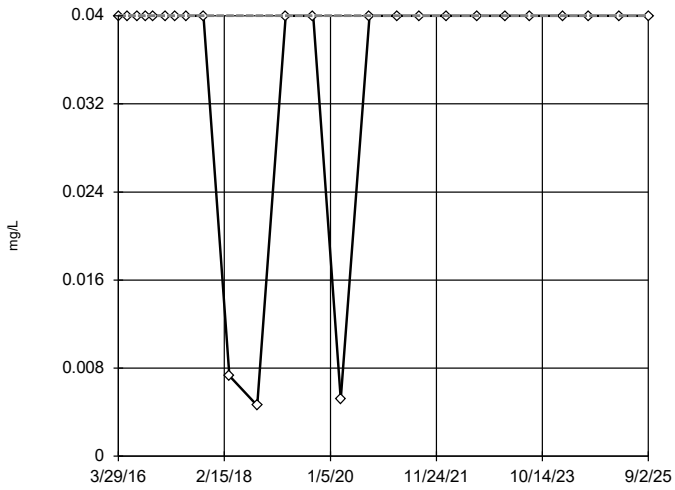

n = 25

No outliers found. Tukey's method selected by user.

Data were natural log transformed to achieve best W statistic (graph shown in original units).

The results were invalidated, because the lower and upper quartiles are equal.

Constituent: Boron Analysis Run 6/9/2026 2:41 PM View: Outlier Tests

Plant Bowen Client: Southern Company Data: Bowen 1, 2, 9, & 10

Sanitas™ v.10.1.06e Software licensed to Groundwater Stats Consulting. UG

Tukey's Outlier Screening

GWC-7Z

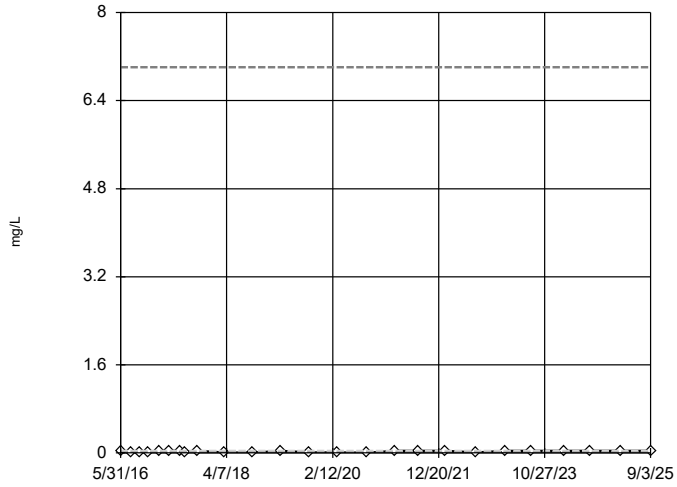

n = 25

No outliers found. Tukey's method selected by user.

Data were natural log transformed to achieve best W statistic (graph shown in original units).

High cutoff = 7.008, low cutoff = 0.0000408, based on IQR multiplier of 3.

Constituent: Boron Analysis Run 6/9/2026 2:41 PM View: Outlier Tests

Plant Bowen Client: Southern Company Data: Bowen 1, 2, 9, & 10

Sanitas™ v.10.1.06e Software licensed to Groundwater Stats Consulting. UG

Tukey's Outlier Screening

GWC-8RR

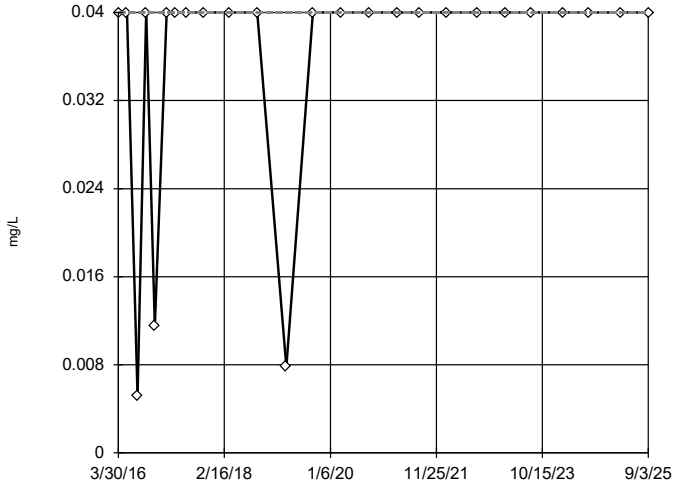

n = 25

No outliers found. Tukey's method selected by user.

Data were natural log transformed to achieve best W statistic (graph shown in original units).

The results were invalidated, because the lower and upper quartiles are equal.

Constituent: Boron Analysis Run 6/9/2026 2:41 PM View: Outlier Tests

Plant Bowen Client: Southern Company Data: Bowen 1, 2, 9, & 10

Tukey's Outlier Screening

GWC-8Z

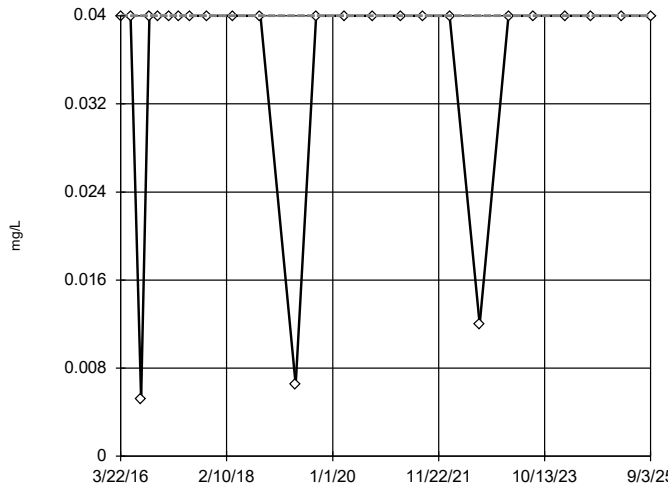

n = 25

No outliers found. Tukey's method selected by user.

Data were natural log transformed to achieve best W statistic (graph shown in original units).

The results were invalidated, because the lower and upper quartiles are equal.

Constituent: Boron Analysis Run 6/9/2026 2:41 PM View: Outlier Tests

Plant Bowen Client: Southern Company Data: Bowen 1, 2, 9, & 10

Sanitas™ v.10.1.06e Software licensed to Groundwater Stats Consulting. UG

Tukey's Outlier Screening

GWC-9

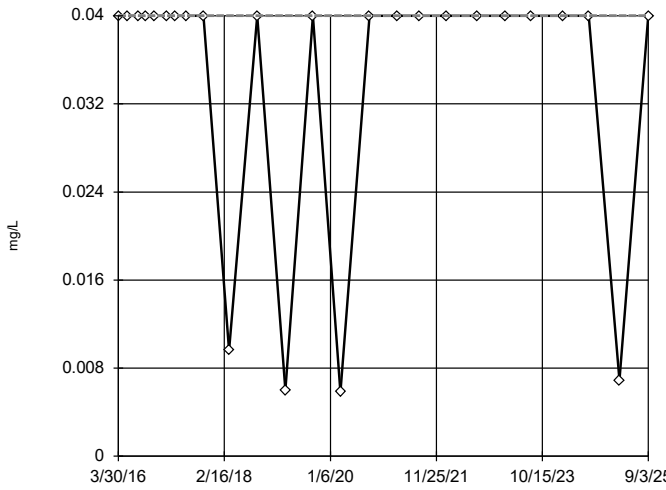

n = 25

No outliers found. Tukey's method selected by user.

Data were natural log transformed to achieve best W statistic (graph shown in original units).

The results were invalidated, because the lower and upper quartiles are equal.

Constituent: Boron Analysis Run 6/9/2026 2:41 PM View: Outlier Tests

Plant Bowen Client: Southern Company Data: Bowen 1, 2, 9, & 10

Sanitas™ v.10.1.06e Software licensed to Groundwater Stats Consulting. UG

Tukey's Outlier Screening

GWC-10

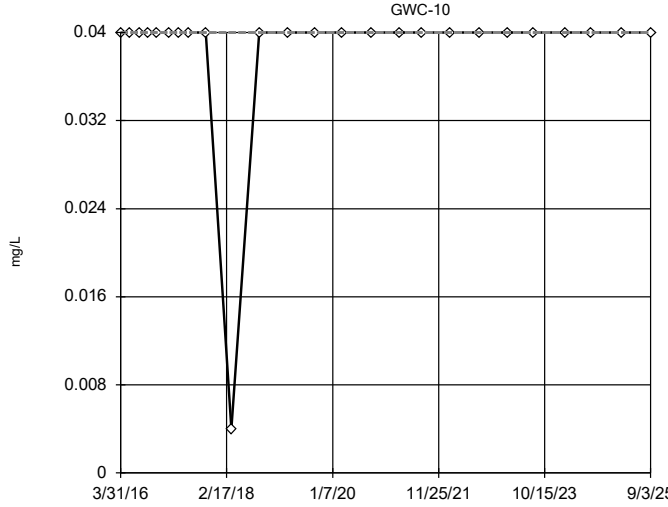

n = 25

No outliers found. Tukey's method selected by user.

Data were square transformed to achieve best W statistic (graph shown in original units).

The results were invalidated, because the lower and upper quartiles are equal.

Constituent: Boron Analysis Run 6/9/2026 2:41 PM View: Outlier Tests

Plant Bowen Client: Southern Company Data: Bowen 1, 2, 9, & 10

Sanitas™ v.10.1.06e Software licensed to Groundwater Stats Consulting. UG

Tukey's Outlier Screening

GWC-10R

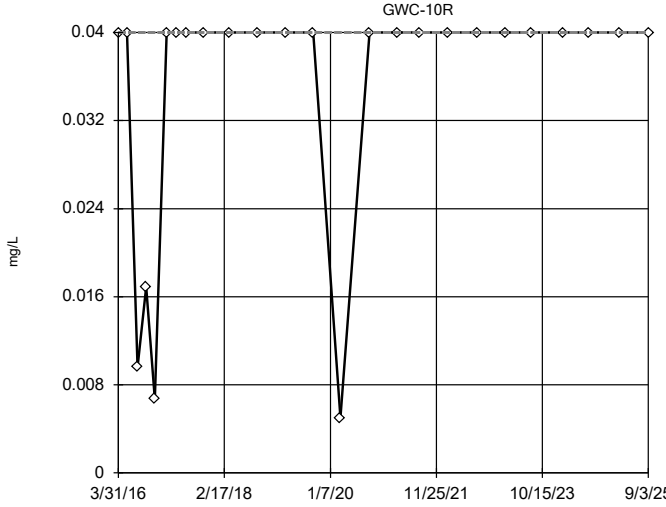

n = 25

No outliers found. Tukey's method selected by user.

Data were cube root transformed to achieve best W statistic (graph shown in original units).

The results were invalidated, because the lower and upper quartiles are equal.

Constituent: Boron Analysis Run 6/9/2026 2:41 PM View: Outlier Tests

Plant Bowen Client: Southern Company Data: Bowen 1, 2, 9, & 10

Tukey's Outlier Screening

GWC-11

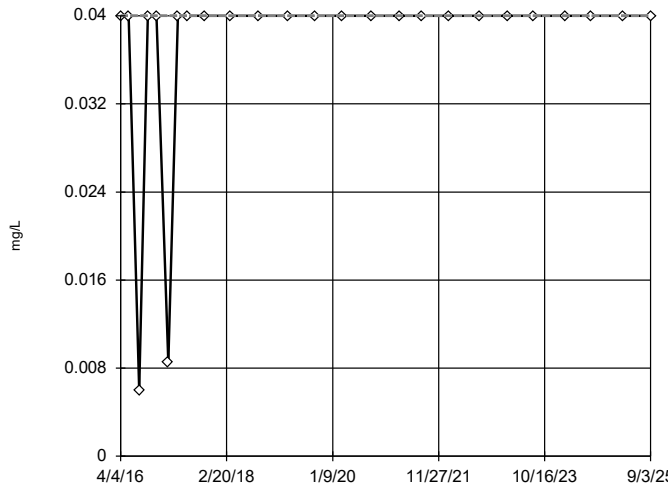

n = 25

No outliers found. Tukey's method selected by user.

Data were natural log transformed to achieve best W statistic (graph shown in original units).

The results were invalidated, because the lower and upper quartiles are equal.

Constituent: Boron Analysis Run 6/9/2026 2:41 PM View: Outlier Tests

Plant Bowen Client: Southern Company Data: Bowen 1, 2, 9, & 10

Sanitas™ v.10.1.06e Software licensed to Groundwater Stats Consulting. UG

Tukey's Outlier Screening

GWC-11R

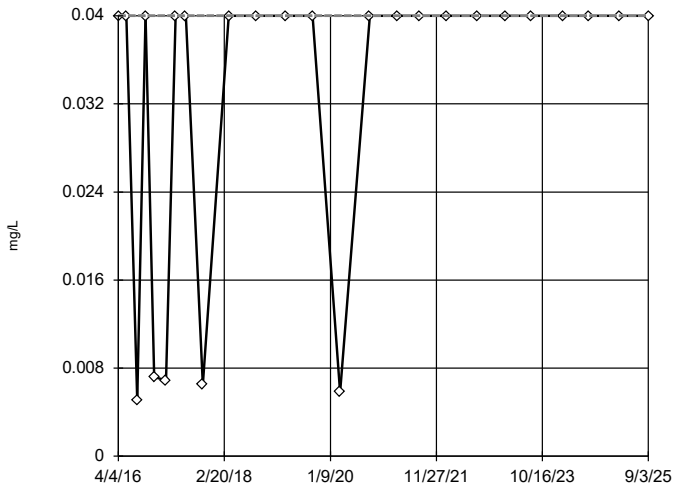

n = 25

No outliers found. Tukey's method selected by user.

Data were natural log transformed to achieve best W statistic (graph shown in original units).

The results were invalidated, because the lower and upper quartiles are equal.

Constituent: Boron Analysis Run 6/9/2026 2:41 PM View: Outlier Tests

Plant Bowen Client: Southern Company Data: Bowen 1, 2, 9, & 10

Sanitas™ v.10.1.06e Software licensed to Groundwater Stats Consulting. UG

Tukey's Outlier Screening

GWC-12

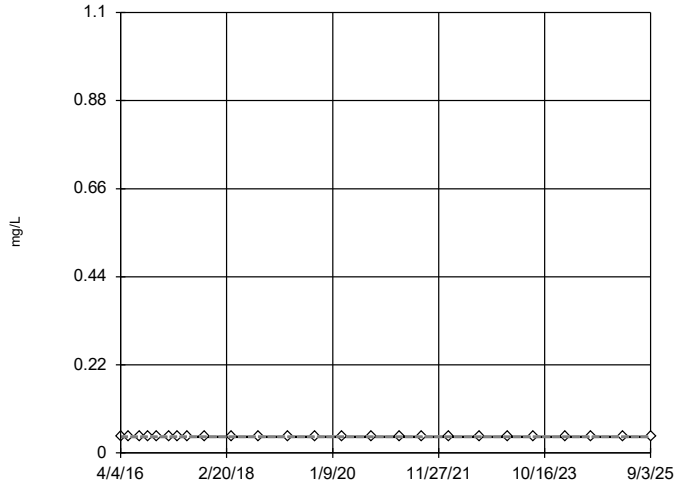

n = 25

No outliers found. Tukey's method selected by user.

All values are the same.

Constituent: Boron Analysis Run 6/9/2026 2:41 PM View: Outlier Tests

Plant Bowen Client: Southern Company Data: Bowen 1, 2, 9, & 10

Sanitas™ v.10.1.06e Software licensed to Groundwater Stats Consulting. UG

Tukey's Outlier Screening

GWC-13

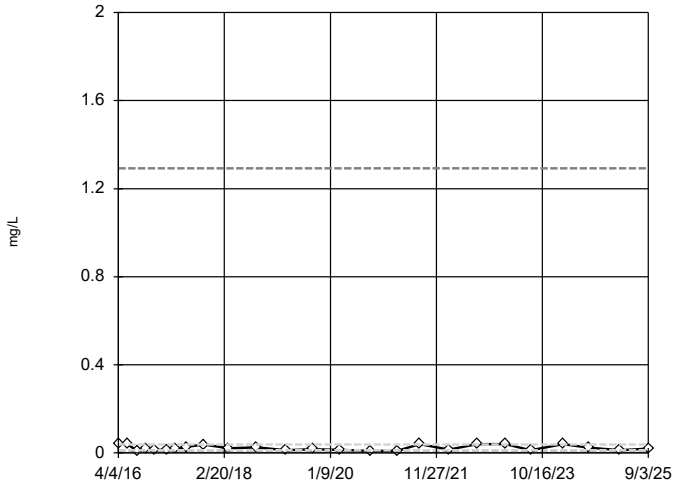

n = 25

No outliers found. Tukey's method selected by user.

Data were natural log transformed to achieve best W statistic (graph shown in original units).

High cutoff = 1.293, low cutoff = 0.0003692, based on IQR multiplier of 3.

Constituent: Boron Analysis Run 6/9/2026 2:41 PM View: Outlier Tests

Plant Bowen Client: Southern Company Data: Bowen 1, 2, 9, & 10

Tukey's Outlier Screening

GWC-13RZ

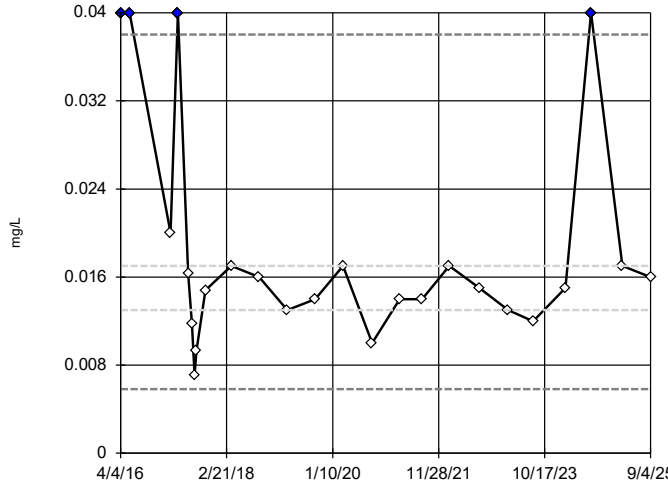

n = 25

Outliers are drawn as solid.
Tukey's method selected by user.

Data were natural log transformed to achieve best W statistic (graph shown in original units).

High cutoff = 0.03802, low cutoff = 0.005813, based on IQR multiplier of 3.

Constituent: Boron Analysis Run 6/9/2026 2:41 PM View: Outlier Tests
Plant Bowen Client: Southern Company Data: Bowen 1, 2, 9, & 10

Sanitas™ v.10.1.06e Software licensed to Groundwater Stats Consulting. UG

Tukey's Outlier Screening

GWC-14Z

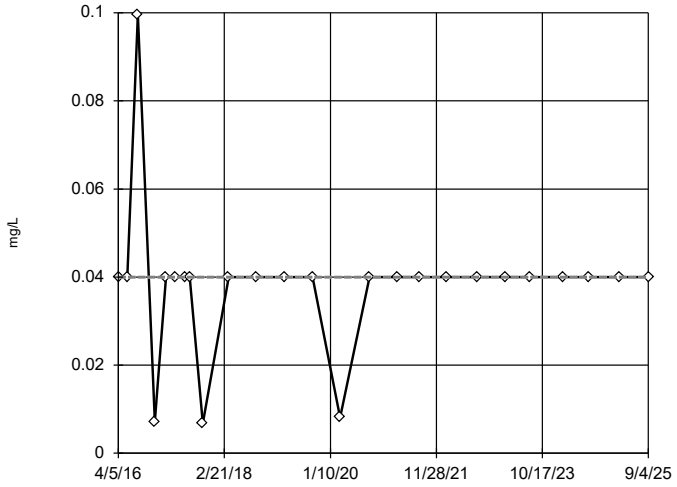

n = 25

No outliers found.
Tukey's method selected by user.

Data were square root transformed to achieve best W statistic (graph shown in original units).

The results were invalidated, because the lower and upper quartiles are equal.

Constituent: Boron Analysis Run 6/9/2026 2:41 PM View: Outlier Tests
Plant Bowen Client: Southern Company Data: Bowen 1, 2, 9, & 10

Sanitas™ v.10.1.06e Software licensed to Groundwater Stats Consulting. UG

Tukey's Outlier Screening

GWC-15R

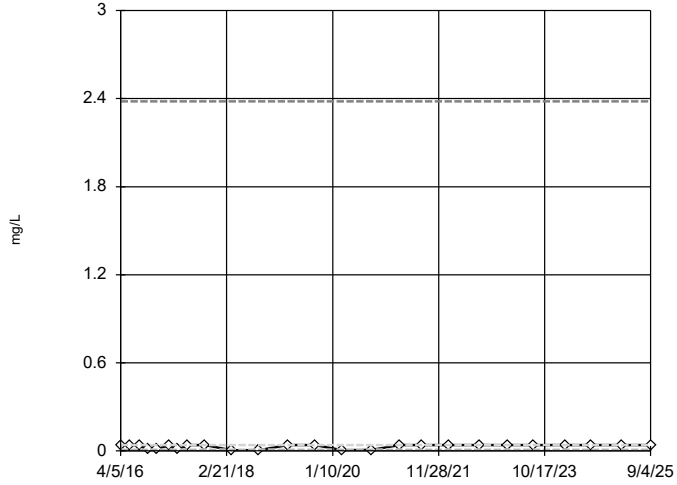

n = 25

No outliers found.
Tukey's method selected by user.

Data were natural log transformed to achieve best W statistic (graph shown in original units).

High cutoff = 2.381, low cutoff = 0.0001721, based on IQR multiplier of 3.

Constituent: Boron Analysis Run 6/9/2026 2:41 PM View: Outlier Tests
Plant Bowen Client: Southern Company Data: Bowen 1, 2, 9, & 10

Sanitas™ v.10.1.06e Software licensed to Groundwater Stats Consulting. UG

Tukey's Outlier Screening

GWC-15Z

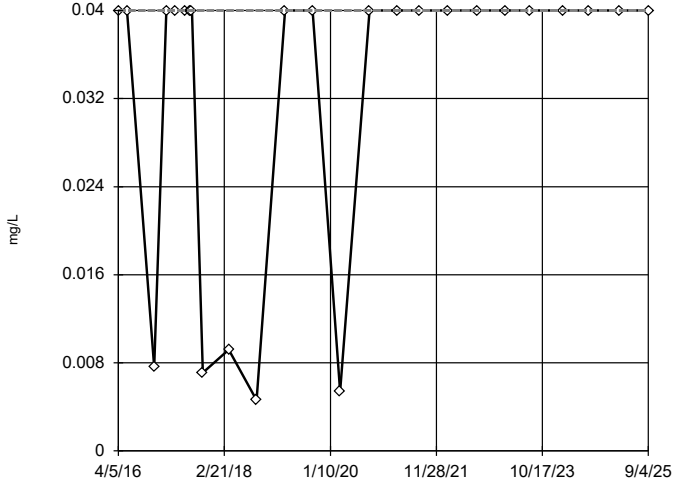

n = 25

No outliers found.
Tukey's method selected by user.

Data were natural log transformed to achieve best W statistic (graph shown in original units).

The results were invalidated, because the lower and upper quartiles are equal.

Constituent: Boron Analysis Run 6/9/2026 2:41 PM View: Outlier Tests
Plant Bowen Client: Southern Company Data: Bowen 1, 2, 9, & 10

Tukey's Outlier Screening

GWC-44

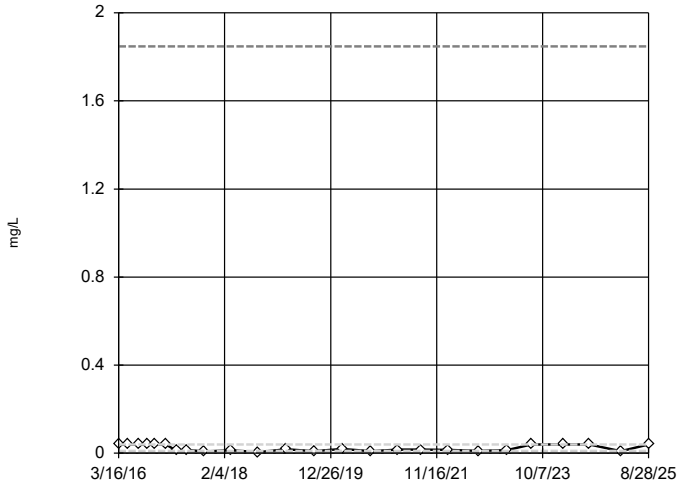

n = 25

No outliers found. Tukey's method selected by user.

Data were natural log transformed to achieve best W statistic (graph shown in original units).

High cutoff = 1.847, low cutoff = 0.0002414, based on IQR multiplier of 3.

Constituent: Boron Analysis Run 6/9/2026 2:41 PM View: Outlier Tests

Plant Bowen Client: Southern Company Data: Bowen 1, 2, 9, & 10

Sanitas™ v.10.1.06e Software licensed to Groundwater Stats Consulting. UG

Tukey's Outlier Screening

GWC-45

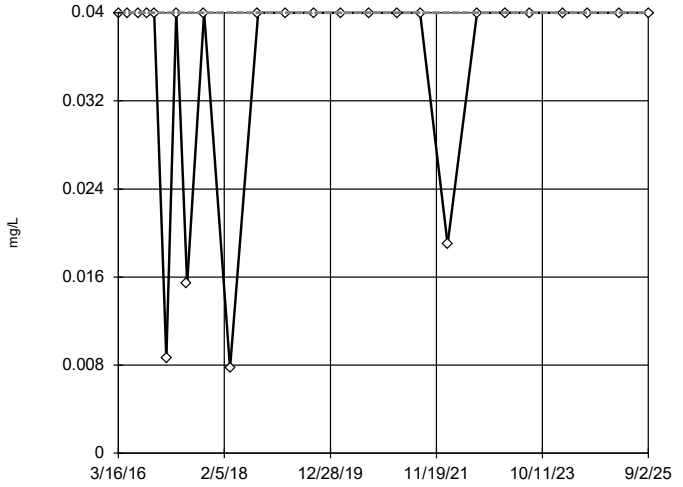

n = 25

No outliers found. Tukey's method selected by user.

Data were square root transformed to achieve best W statistic (graph shown in original units).

The results were invalidated, because the lower and upper quartiles are equal.

Constituent: Boron Analysis Run 6/9/2026 2:41 PM View: Outlier Tests

Plant Bowen Client: Southern Company Data: Bowen 1, 2, 9, & 10

Sanitas™ v.10.1.06e Software licensed to Groundwater Stats Consulting. UG

Tukey's Outlier Screening

GWC-45R

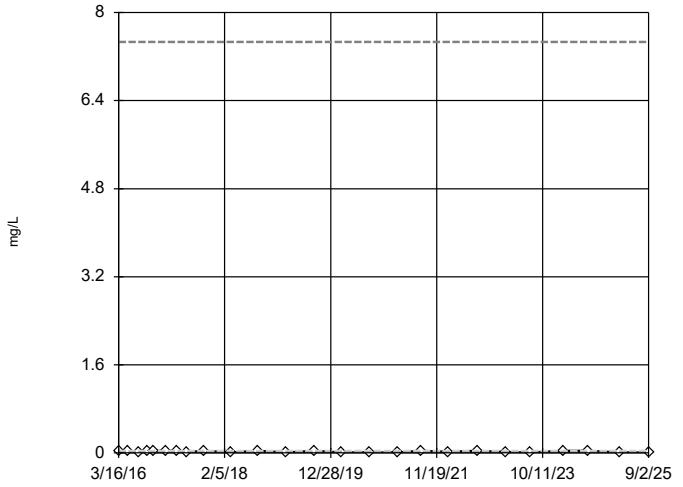

n = 25

No outliers found. Tukey's method selected by user.

Data were natural log transformed to achieve best W statistic (graph shown in original units).

High cutoff = 7.466, low cutoff = 0.0000375, based on IQR multiplier of 3.

Constituent: Boron Analysis Run 6/9/2026 2:41 PM View: Outlier Tests

Plant Bowen Client: Southern Company Data: Bowen 1, 2, 9, & 10

Sanitas™ v.10.1.06e Software licensed to Groundwater Stats Consulting. UG

Tukey's Outlier Screening

GWC-46R

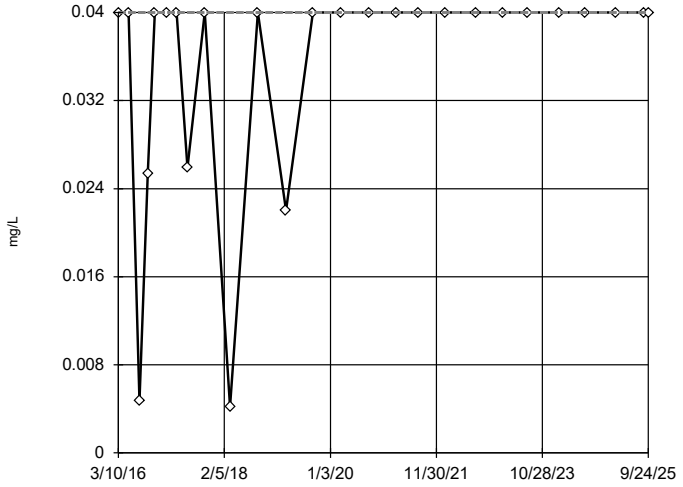

n = 26

No outliers found. Tukey's method selected by user.

Data were square transformed to achieve best W statistic (graph shown in original units).

The results were invalidated, because the lower and upper quartiles are equal.

Constituent: Boron Analysis Run 6/9/2026 2:41 PM View: Outlier Tests

Plant Bowen Client: Southern Company Data: Bowen 1, 2, 9, & 10

Sanitas™ v.10.1.06e Software licensed to Groundwater Stats Consulting. UG

Tukey's Outlier Screening

GWC-47

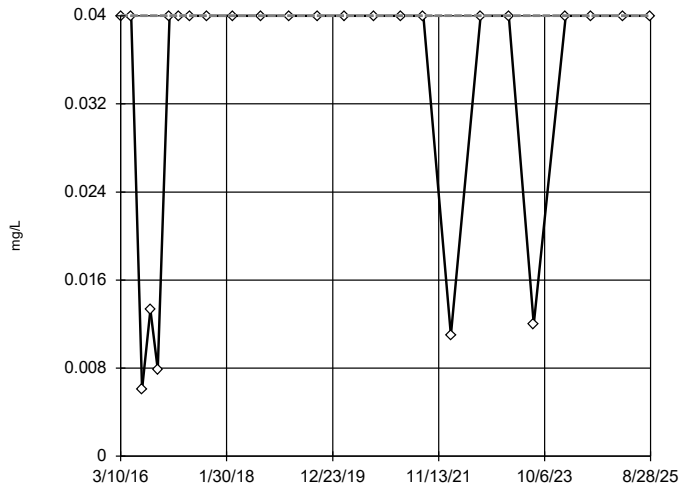

n = 25

No outliers found. Tukey's method selected by user.

Data were natural log transformed to achieve best W statistic (graph shown in original units).

The results were invalidated, because the lower and upper quartiles are equal.

Constituent: Boron Analysis Run 6/9/2026 2:41 PM View: Outlier Tests

Plant Bowen Client: Southern Company Data: Bowen 1, 2, 9, & 10

Sanitas™ v.10.1.06e Software licensed to Groundwater Stats Consulting. UG

Tukey's Outlier Screening

GWC-47R

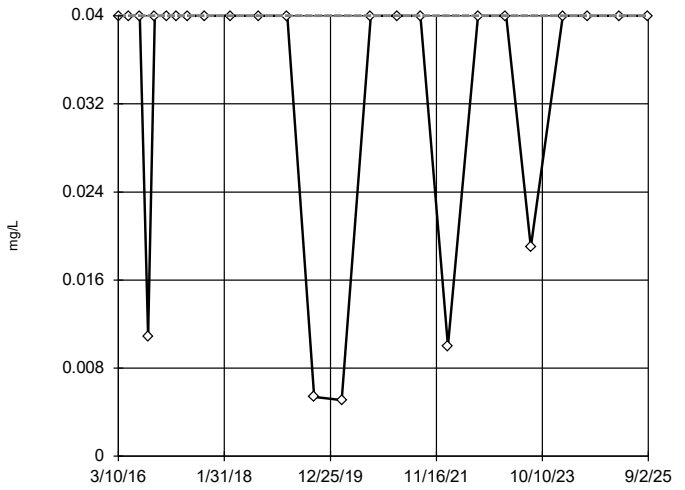

n = 25

No outliers found. Tukey's method selected by user.

Data were square root transformed to achieve best W statistic (graph shown in original units).

The results were invalidated, because the lower and upper quartiles are equal.

Constituent: Boron Analysis Run 6/9/2026 2:41 PM View: Outlier Tests

Plant Bowen Client: Southern Company Data: Bowen 1, 2, 9, & 10

Sanitas™ v.10.1.06e Software licensed to Groundwater Stats Consulting. UG

Tukey's Outlier Screening

GWC-48

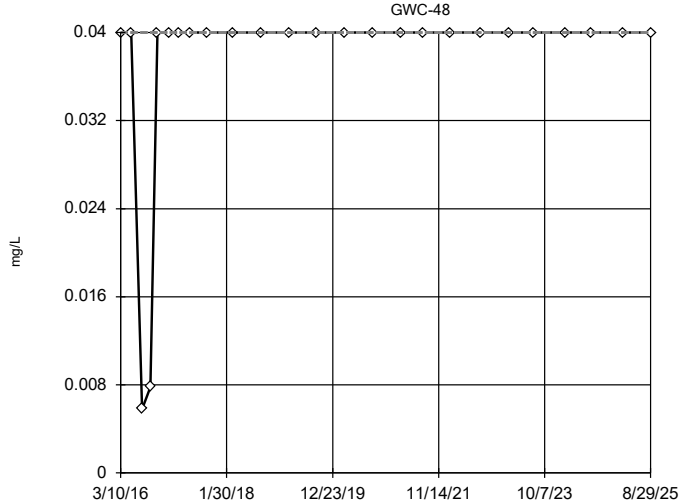

n = 25

No outliers found. Tukey's method selected by user.

Data were natural log transformed to achieve best W statistic (graph shown in original units).

The results were invalidated, because the lower and upper quartiles are equal.

Constituent: Boron Analysis Run 6/9/2026 2:41 PM View: Outlier Tests

Plant Bowen Client: Southern Company Data: Bowen 1, 2, 9, & 10

Sanitas™ v.10.1.06e Software licensed to Groundwater Stats Consulting. UG

Tukey's Outlier Screening

GWC-49R

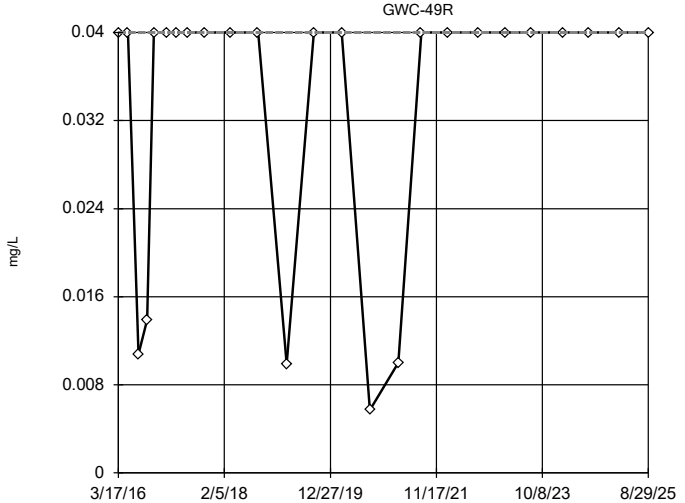

n = 25

No outliers found. Tukey's method selected by user.

Data were natural log transformed to achieve best W statistic (graph shown in original units).

The results were invalidated, because the lower and upper quartiles are equal.

Constituent: Boron Analysis Run 6/9/2026 2:41 PM View: Outlier Tests

Plant Bowen Client: Southern Company Data: Bowen 1, 2, 9, & 10

Tukey's Outlier Screening

GWC-49Z

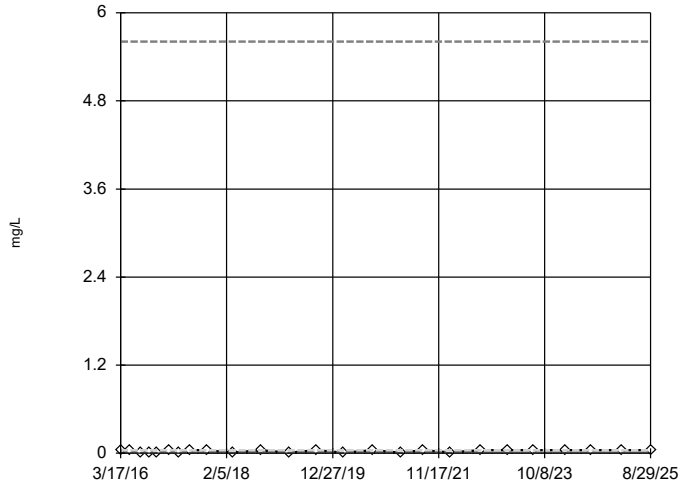

n = 25

No outliers found. Tukey's method selected by user.

Data were natural log transformed to achieve best W statistic (graph shown in original units).

High cutoff = 5.607, low cutoff = 0.00005493, based on IQR multiplier of 3.

Constituent: Boron Analysis Run 6/9/2026 2:41 PM View: Outlier Tests

Plant Bowen Client: Southern Company Data: Bowen 1, 2, 9, & 10

Sanitas™ v.10.1.06e Software licensed to Groundwater Stats Consulting. UG

Tukey's Outlier Screening

GWA-1 (bg)

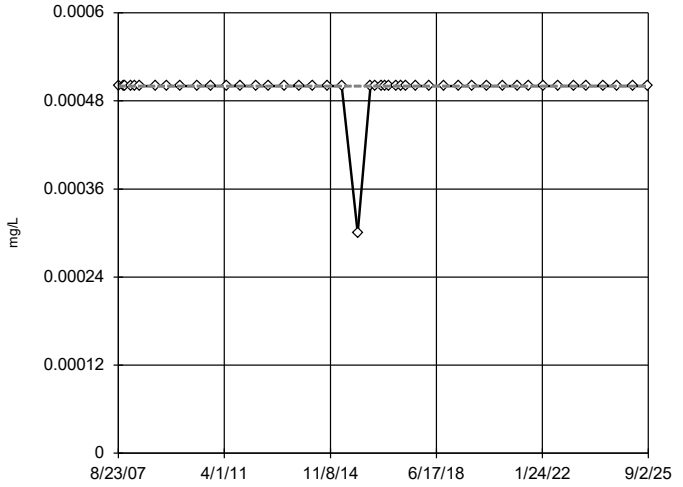

n = 46

No outliers found. Tukey's method selected by user.

Data were natural log transformed to achieve best W statistic (graph shown in original units).

The results were invalidated, because the lower and upper quartiles are equal.

Constituent: Cadmium Analysis Run 6/9/2026 2:41 PM View: Outlier Tests

Plant Bowen Client: Southern Company Data: Bowen 1, 2, 9, & 10

Sanitas™ v.10.1.06e Software licensed to Groundwater Stats Consulting. UG

Tukey's Outlier Screening

GWA-2 (bg)

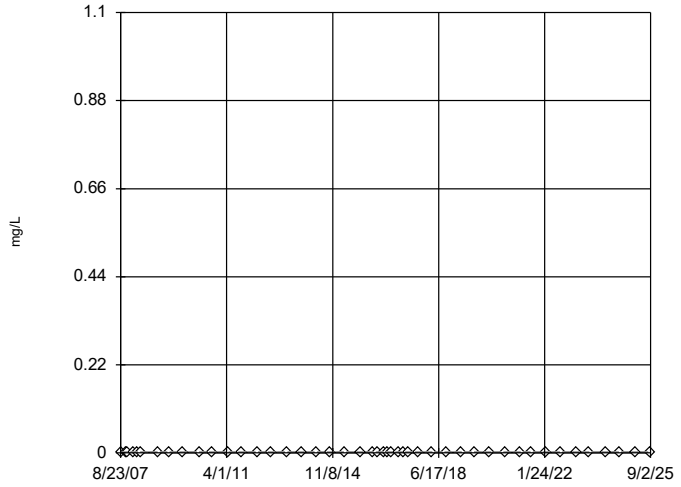

n = 46

No outliers found. Tukey's method selected by user.

All values are the same.

Constituent: Cadmium Analysis Run 6/9/2026 2:41 PM View: Outlier Tests

Plant Bowen Client: Southern Company Data: Bowen 1, 2, 9, & 10

Sanitas™ v.10.1.06e Software licensed to Groundwater Stats Consulting. UG

Tukey's Outlier Screening

GWA-2R (bg)

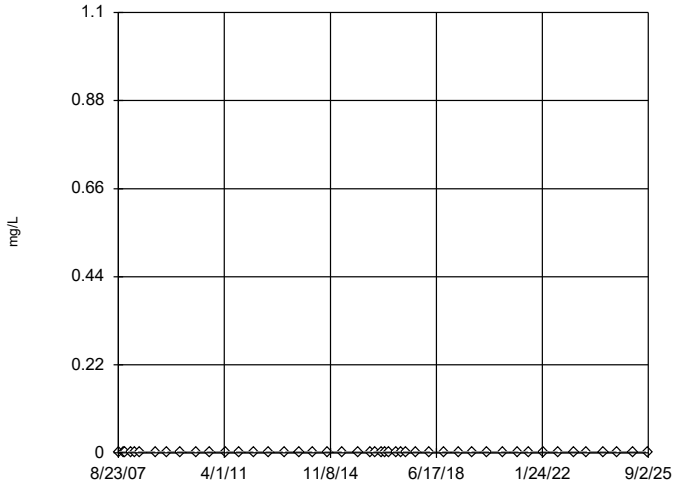

n = 46

No outliers found. Tukey's method selected by user.

All values are the same.

Constituent: Cadmium Analysis Run 6/9/2026 2:41 PM View: Outlier Tests

Plant Bowen Client: Southern Company Data: Bowen 1, 2, 9, & 10

Tukey's Outlier Screening

GWA-3A (bg)

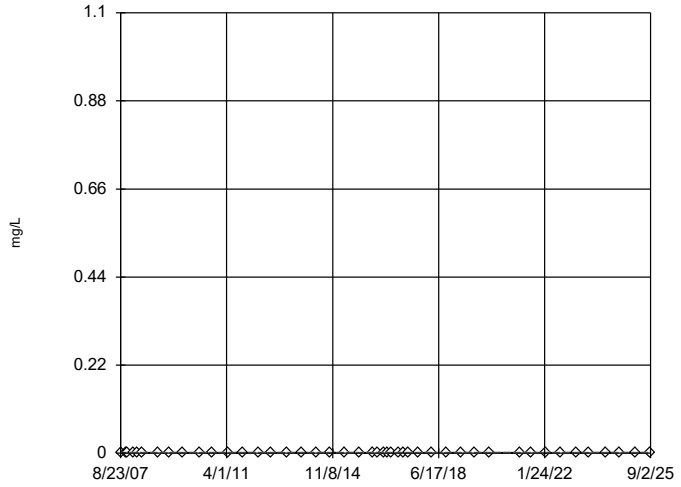

n = 45

No outliers found. Tukey's method selected by user.

All values are the same.

Constituent: Cadmium Analysis Run 6/9/2026 2:41 PM View: Outlier Tests

Plant Bowen Client: Southern Company Data: Bowen 1, 2, 9, & 10

Sanitas™ v.10.1.06e Software licensed to Groundwater Stats Consulting. UG

Tukey's Outlier Screening

GWA-4RZ (bg)

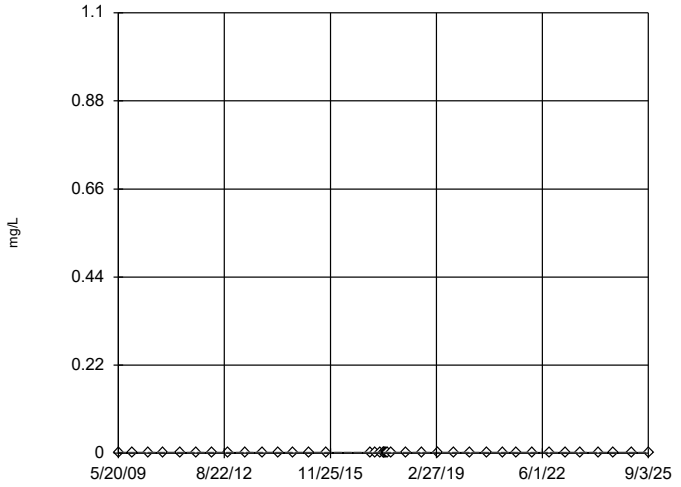

n = 39

No outliers found. Tukey's method selected by user.

All values are the same.

Constituent: Cadmium Analysis Run 6/9/2026 2:41 PM View: Outlier Tests

Plant Bowen Client: Southern Company Data: Bowen 1, 2, 9, & 10

Sanitas™ v.10.1.06e Software licensed to Groundwater Stats Consulting. UG

Tukey's Outlier Screening

GWA-39RZ (bg)

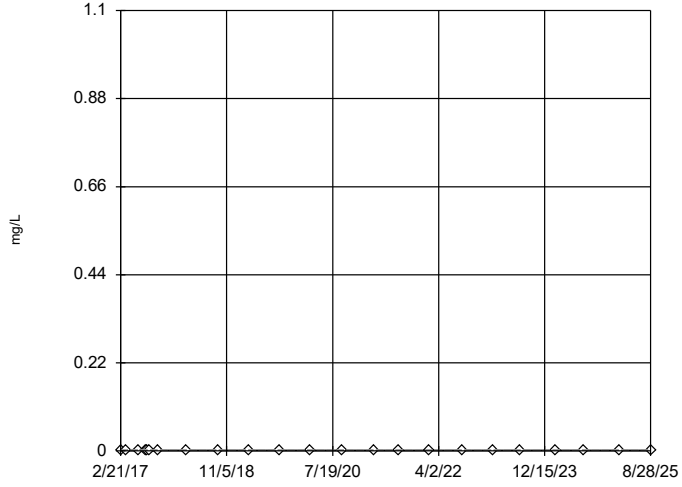

n = 23

No outliers found. Tukey's method selected by user.

All values are the same.

Constituent: Cadmium Analysis Run 6/9/2026 2:41 PM View: Outlier Tests

Plant Bowen Client: Southern Company Data: Bowen 1, 2, 9, & 10

Sanitas™ v.10.1.06e Software licensed to Groundwater Stats Consulting. UG

Tukey's Outlier Screening

GWA-39Z (bg)

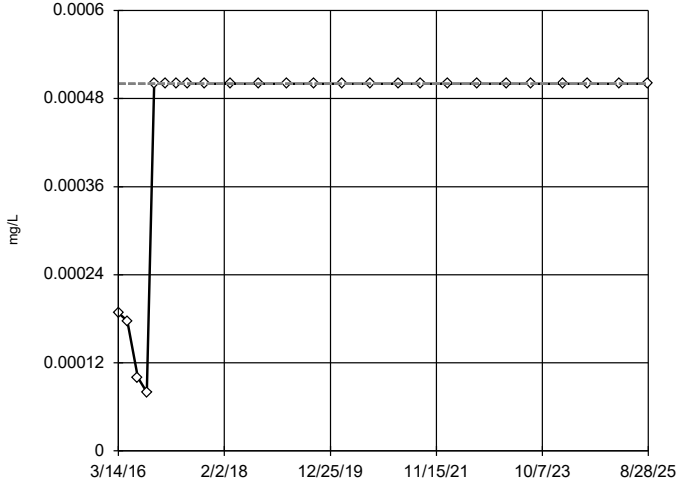

n = 25

No outliers found. Tukey's method selected by user.

Data were cube root transformed to achieve best W statistic (graph shown in original units).

The results were invalidated, because the lower and upper quartiles are equal.

Constituent: Cadmium Analysis Run 6/9/2026 2:41 PM View: Outlier Tests

Plant Bowen Client: Southern Company Data: Bowen 1, 2, 9, & 10

Sanitas™ v.10.1.06e Software licensed to Groundwater Stats Consulting. UG

Tukey's Outlier Screening

GWA-40 (bg)

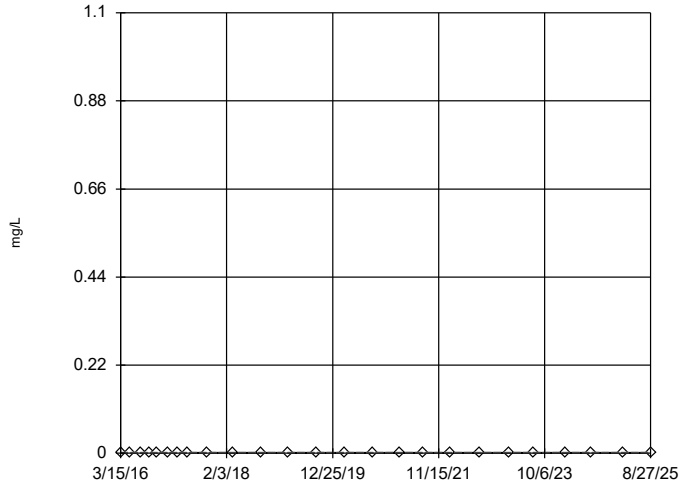

n = 25

No outliers found. Tukey's method select-ed by user.

All values are the same.

Constituent: Cadmium Analysis Run 6/9/2026 2:41 PM View: Outlier Tests

Plant Bowen Client: Southern Company Data: Bowen 1, 2, 9, & 10

Sanitas™ v.10.1.06e Software licensed to Groundwater Stats Consulting. UG

Tukey's Outlier Screening

GWA-41 (bg)

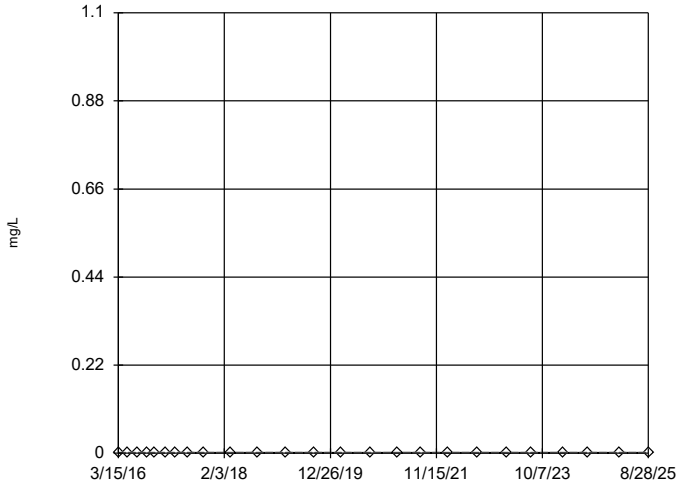

n = 25

No outliers found. Tukey's method select-ed by user.

All values are the same.

Constituent: Cadmium Analysis Run 6/9/2026 2:41 PM View: Outlier Tests

Plant Bowen Client: Southern Company Data: Bowen 1, 2, 9, & 10

Sanitas™ v.10.1.06e Software licensed to Groundwater Stats Consulting. UG

Tukey's Outlier Screening

GWA-41R (bg)

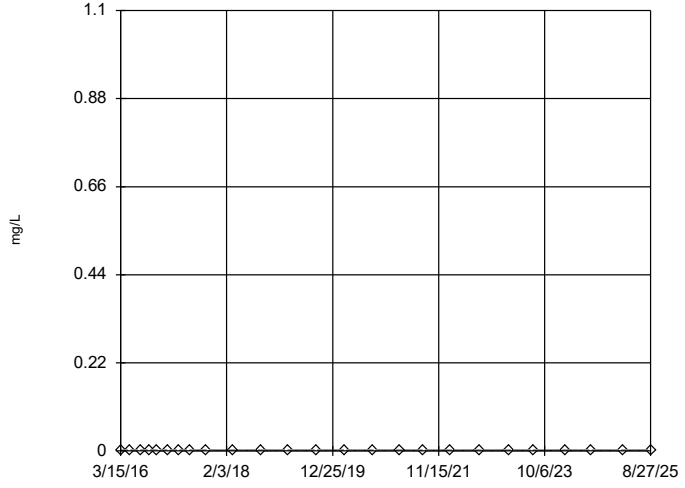

n = 25

No outliers found. Tukey's method select-ed by user.

All values are the same.

Constituent: Cadmium Analysis Run 6/9/2026 2:41 PM View: Outlier Tests

Plant Bowen Client: Southern Company Data: Bowen 1, 2, 9, & 10

Sanitas™ v.10.1.06e Software licensed to Groundwater Stats Consulting. UG

Tukey's Outlier Screening

GWA-42 (bg)

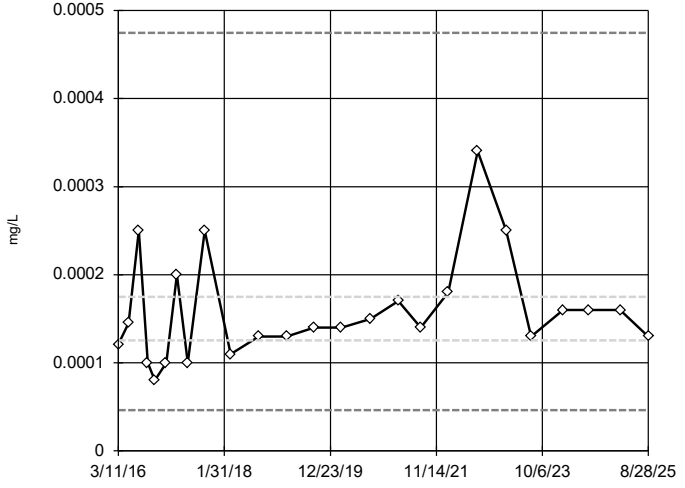

n = 25

No outliers found. Tukey's method select-ed by user.

Data were natural log transformed to achieve best W statistic (graph shown in original units).

High cutoff = 0.0004746, low cutoff = 0.00004622, based on IQR multiplier of 3.

Constituent: Cadmium Analysis Run 6/9/2026 2:41 PM View: Outlier Tests

Plant Bowen Client: Southern Company Data: Bowen 1, 2, 9, & 10

Sanitas™ v.10.1.06e Software licensed to Groundwater Stats Consulting. UG

Tukey's Outlier Screening

GWA-43 (bg)

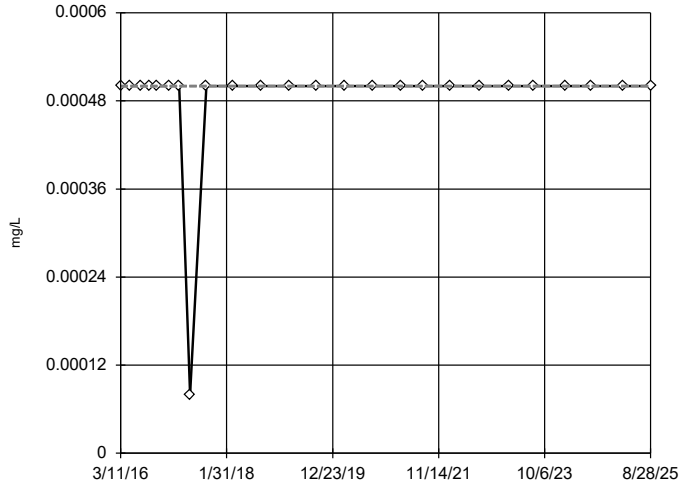

n = 25

No outliers found. Tukey's method selected by user.

Data were natural log transformed to achieve best W statistic (graph shown in original units).

The results were invalidated, because the lower and upper quartiles are equal.

Constituent: Cadmium Analysis Run 6/9/2026 2:41 PM View: Outlier Tests

Plant Bowen Client: Southern Company Data: Bowen 1, 2, 9, & 10

Sanitas™ v.10.1.06e Software licensed to Groundwater Stats Consulting. UG

Tukey's Outlier Screening

GWA-43R (bg)

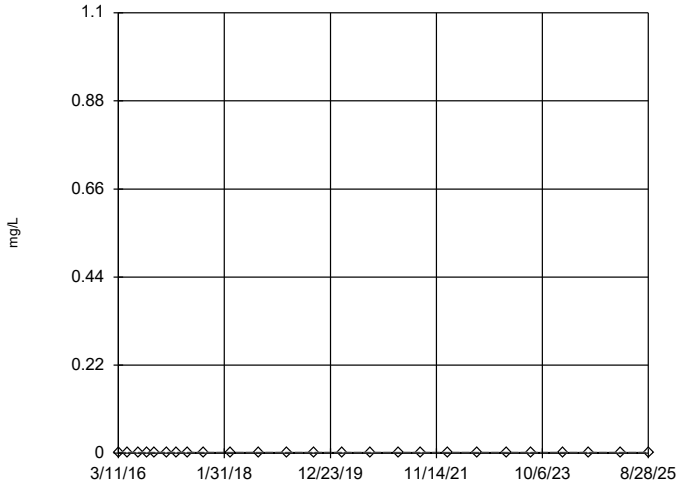

n = 25

No outliers found. Tukey's method selected by user.

All values are the same.

Constituent: Cadmium Analysis Run 6/9/2026 2:41 PM View: Outlier Tests

Plant Bowen Client: Southern Company Data: Bowen 1, 2, 9, & 10

Sanitas™ v.10.1.06e Software licensed to Groundwater Stats Consulting. UG

Tukey's Outlier Screening

GWA-50 (bg)

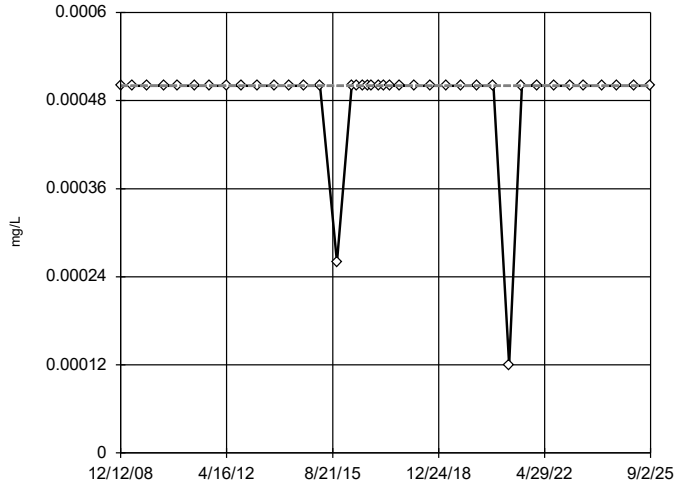

n = 40

No outliers found. Tukey's method selected by user.

Data were square transformed to achieve best W statistic (graph shown in original units).

The results were invalidated, because the lower and upper quartiles are equal.

Constituent: Cadmium Analysis Run 6/9/2026 2:41 PM View: Outlier Tests

Plant Bowen Client: Southern Company Data: Bowen 1, 2, 9, & 10

Sanitas™ v.10.1.06e Software licensed to Groundwater Stats Consulting. UG

Tukey's Outlier Screening

GWA-50R (bg)

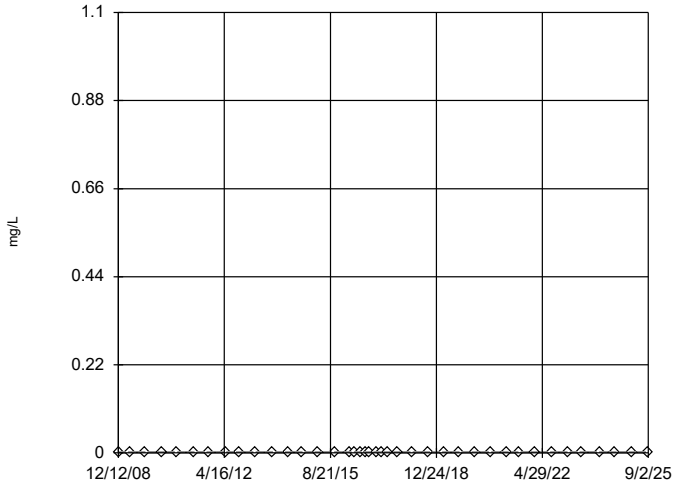

n = 40

No outliers found. Tukey's method selected by user.

All values are the same.

Constituent: Cadmium Analysis Run 6/9/2026 2:41 PM View: Outlier Tests

Plant Bowen Client: Southern Company Data: Bowen 1, 2, 9, & 10

Tukey's Outlier Screening

GWC-5

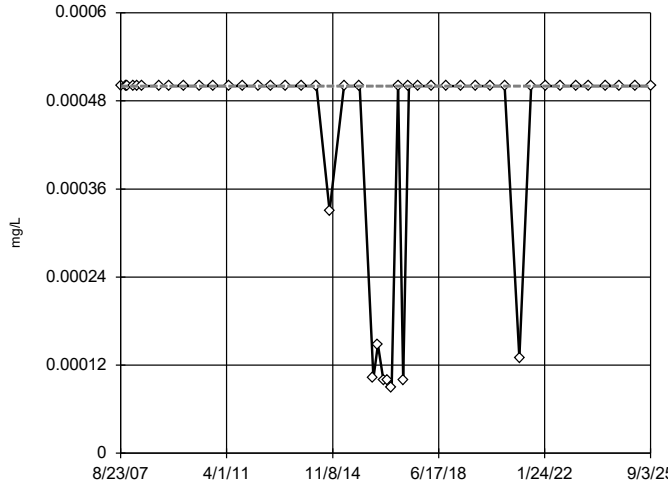

n = 46

No outliers found. Tukey's method selected by user.

Data were square root transformed to achieve best W statistic (graph shown in original units).

The results were invalidated, because the lower and upper quartiles are equal.

Constituent: Cadmium Analysis Run 6/9/2026 2:41 PM View: Outlier Tests

Plant Bowen Client: Southern Company Data: Bowen 1, 2, 9, & 10

Sanitas™ v.10.1.06e Software licensed to Groundwater Stats Consulting. UG

Tukey's Outlier Screening

GWC-6

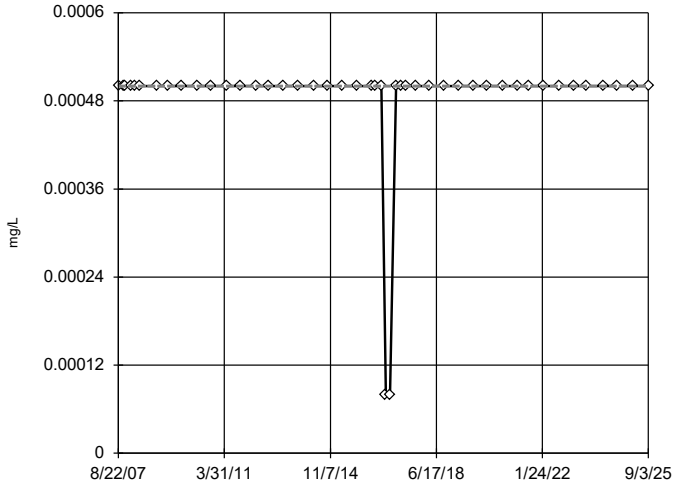

n = 46

No outliers found. Tukey's method selected by user.

Data were square root transformed to achieve best W statistic (graph shown in original units).

The results were invalidated, because the lower and upper quartiles are equal.

Constituent: Cadmium Analysis Run 6/9/2026 2:41 PM View: Outlier Tests

Plant Bowen Client: Southern Company Data: Bowen 1, 2, 9, & 10

Sanitas™ v.10.1.06e Software licensed to Groundwater Stats Consulting. UG

Tukey's Outlier Screening

GWC-6RZ

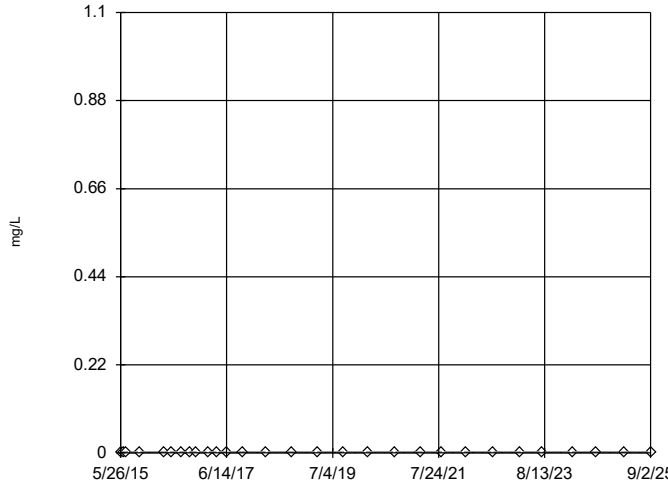

n = 29

No outliers found. Tukey's method selected by user.

All values are the same.

Constituent: Cadmium Analysis Run 6/9/2026 2:41 PM View: Outlier Tests

Plant Bowen Client: Southern Company Data: Bowen 1, 2, 9, & 10

Sanitas™ v.10.1.06e Software licensed to Groundwater Stats Consulting. UG

Tukey's Outlier Screening

GWC-7Z

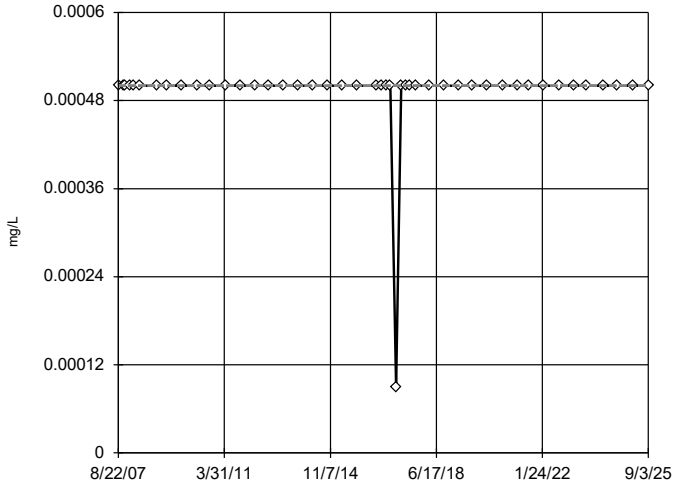

n = 46

No outliers found. Tukey's method selected by user.

Ladder of Powers transformations did not improve normality; analysis run on raw data.

The results were invalidated, because the lower and upper quartiles are equal.

Constituent: Cadmium Analysis Run 6/9/2026 2:41 PM View: Outlier Tests

Plant Bowen Client: Southern Company Data: Bowen 1, 2, 9, & 10

Sanitas™ v.10.1.06e Software licensed to Groundwater Stats Consulting. UG

Tukey's Outlier Screening

GWC-8RR

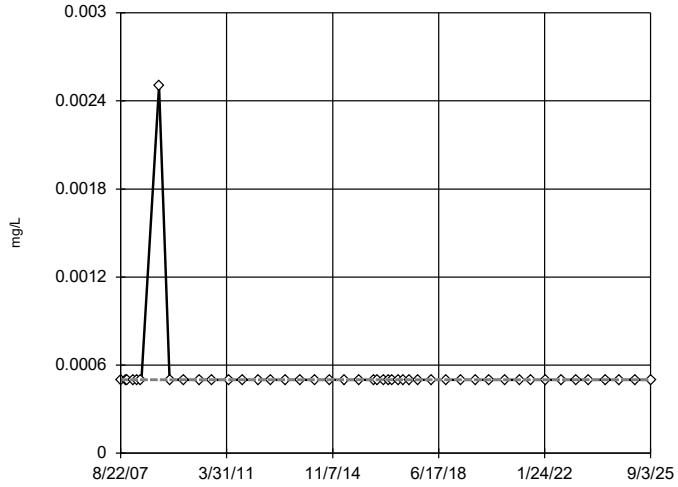

n = 46

No outliers found. Tukey's method selected by user.

Data were cube transformed to achieve best W statistic (graph shown in original units).

The results were invalidated, because the lower and upper quartiles are equal.

Constituent: Cadmium Analysis Run 6/9/2026 2:41 PM View: Outlier Tests

Plant Bowen Client: Southern Company Data: Bowen 1, 2, 9, & 10

Sanitas™ v.10.1.06e Software licensed to Groundwater Stats Consulting. UG

Tukey's Outlier Screening

GWC-8Z

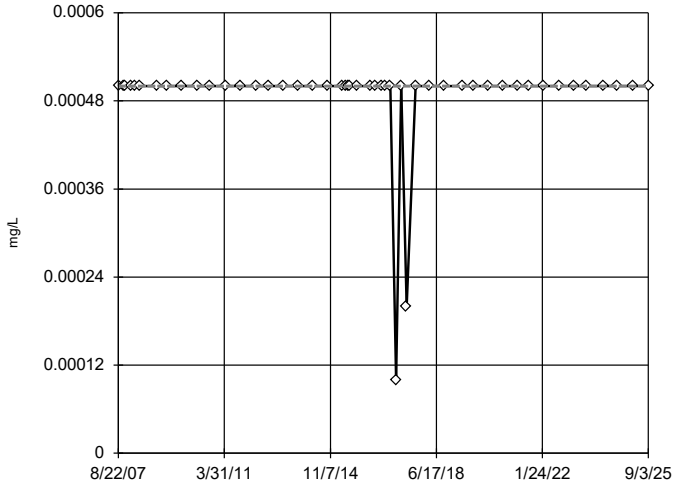

n = 49

No outliers found. Tukey's method selected by user.

Data were square root transformed to achieve best W statistic (graph shown in original units).

The results were invalidated, because the lower and upper quartiles are equal.

Constituent: Cadmium Analysis Run 6/9/2026 2:41 PM View: Outlier Tests

Plant Bowen Client: Southern Company Data: Bowen 1, 2, 9, & 10

Sanitas™ v.10.1.06e Software licensed to Groundwater Stats Consulting. UG

Tukey's Outlier Screening

GWC-9

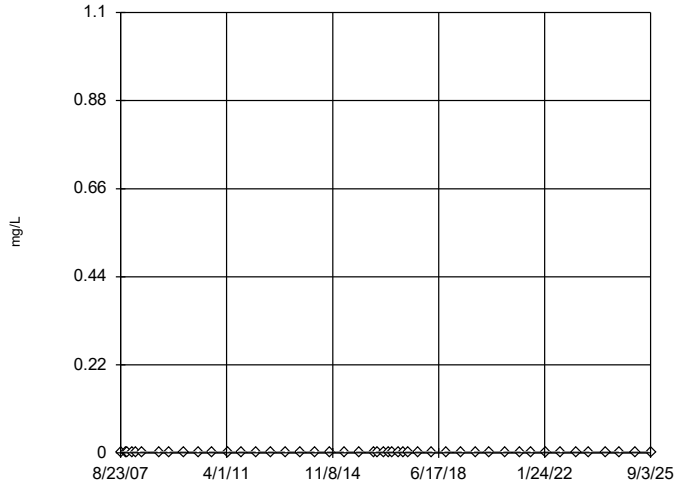

n = 46

No outliers found. Tukey's method selected by user.

All values are the same.

Constituent: Cadmium Analysis Run 6/9/2026 2:41 PM View: Outlier Tests

Plant Bowen Client: Southern Company Data: Bowen 1, 2, 9, & 10

Sanitas™ v.10.1.06e Software licensed to Groundwater Stats Consulting. UG

Tukey's Outlier Screening

GWC-10

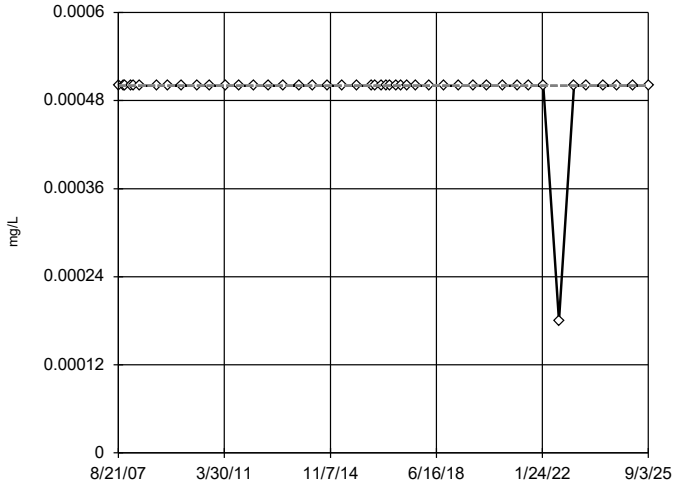

n = 46

No outliers found. Tukey's method selected by user.

Data were cube root transformed to achieve best W statistic (graph shown in original units).

The results were invalidated, because the lower and upper quartiles are equal.

Constituent: Cadmium Analysis Run 6/9/2026 2:41 PM View: Outlier Tests

Plant Bowen Client: Southern Company Data: Bowen 1, 2, 9, & 10

Tukey's Outlier Screening

GWC-10R

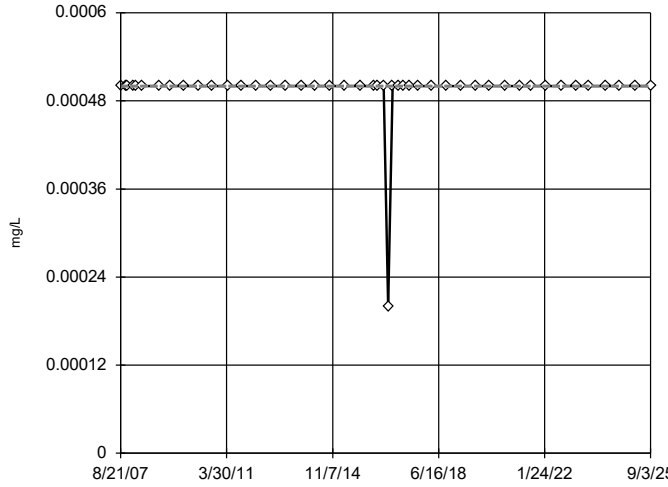

n = 46

No outliers found. Tukey's method selected by user.

Data were cube transformed to achieve best W statistic (graph shown in original units).

The results were invalidated, because the lower and upper quartiles are equal.

Constituent: Cadmium Analysis Run 6/9/2026 2:41 PM View: Outlier Tests

Plant Bowen Client: Southern Company Data: Bowen 1, 2, 9, & 10

Sanitas™ v.10.1.06e Software licensed to Groundwater Stats Consulting. UG

Tukey's Outlier Screening

GWC-11

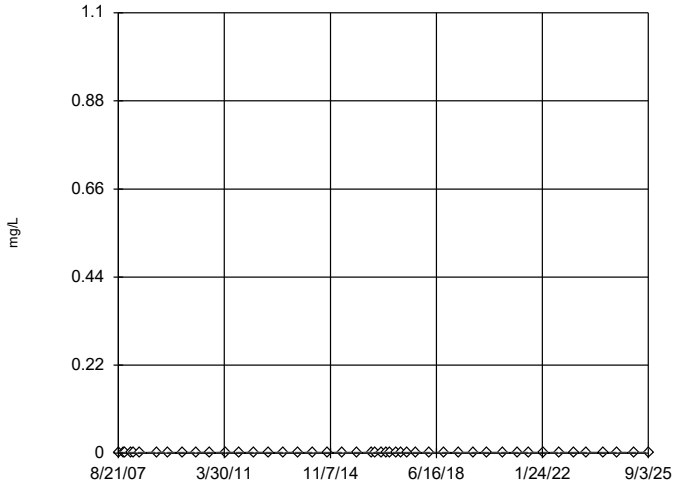

n = 46

No outliers found. Tukey's method selected by user.

All values are the same.

Constituent: Cadmium Analysis Run 6/9/2026 2:41 PM View: Outlier Tests

Plant Bowen Client: Southern Company Data: Bowen 1, 2, 9, & 10

Sanitas™ v.10.1.06e Software licensed to Groundwater Stats Consulting. UG

Tukey's Outlier Screening

GWC-11R

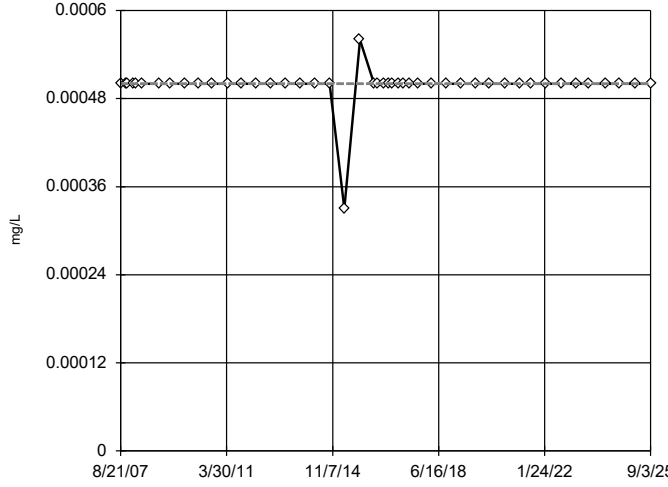

n = 46

No outliers found. Tukey's method selected by user.

Data were x^5 transformed to achieve best W statistic (graph shown in original units).

The results were invalidated, because the lower and upper quartiles are equal.

Constituent: Cadmium Analysis Run 6/9/2026 2:41 PM View: Outlier Tests

Plant Bowen Client: Southern Company Data: Bowen 1, 2, 9, & 10

Sanitas™ v.10.1.06e Software licensed to Groundwater Stats Consulting. UG

Tukey's Outlier Screening

GWC-12

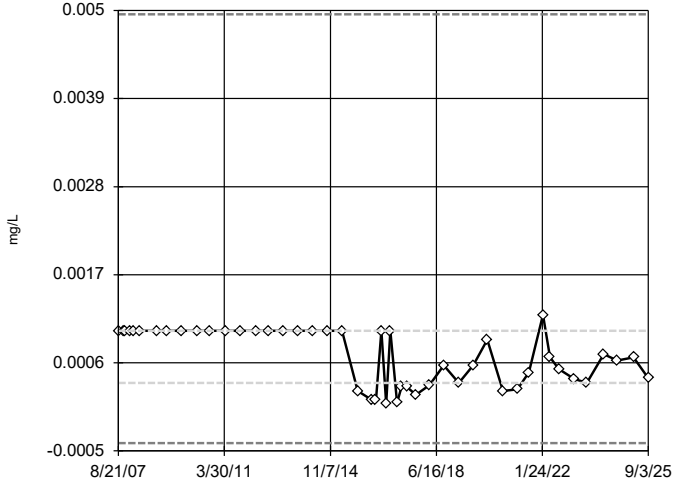

n = 47

No outliers found. Tukey's method selected by user.

Data were square root transformed to achieve best W statistic (graph shown in original units).

High cutoff = 0.004951, low cutoff = -0.0004014, based on IQR multiplier of 3.

Constituent: Cadmium Analysis Run 6/9/2026 2:41 PM View: Outlier Tests

Plant Bowen Client: Southern Company Data: Bowen 1, 2, 9, & 10

Tukey's Outlier Screening

GWC-13

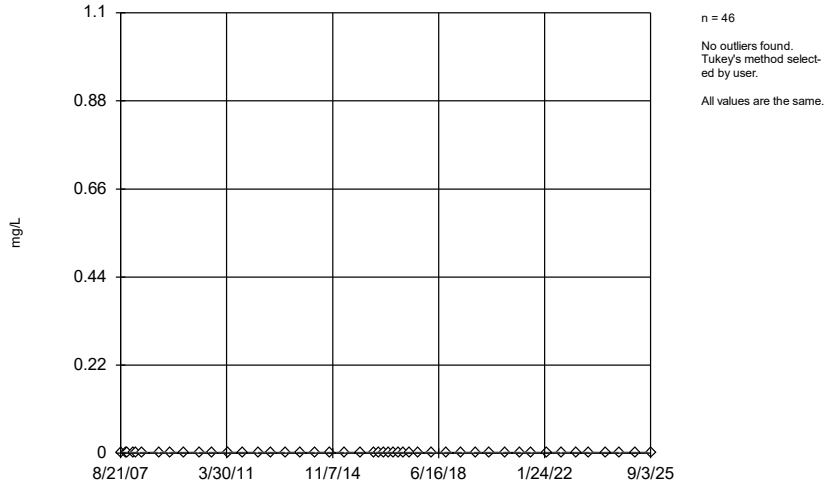

n = 46

No outliers found. Tukey's method selected by user.

All values are the same.

Constituent: Cadmium Analysis Run 6/9/2026 2:41 PM View: Outlier Tests

Plant Bowen Client: Southern Company Data: Bowen 1, 2, 9, & 10

Sanitas™ v.10.1.06e Software licensed to Groundwater Stats Consulting. UG

Tukey's Outlier Screening

GWC-13RZ

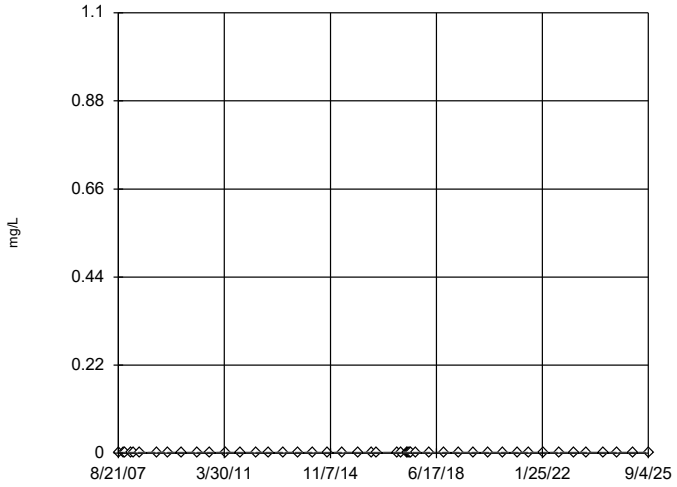

n = 46

No outliers found. Tukey's method selected by user.

All values are the same.

Constituent: Cadmium Analysis Run 6/9/2026 2:41 PM View: Outlier Tests

Plant Bowen Client: Southern Company Data: Bowen 1, 2, 9, & 10

Sanitas™ v.10.1.06e Software licensed to Groundwater Stats Consulting. UG

Tukey's Outlier Screening

GWC-14Z

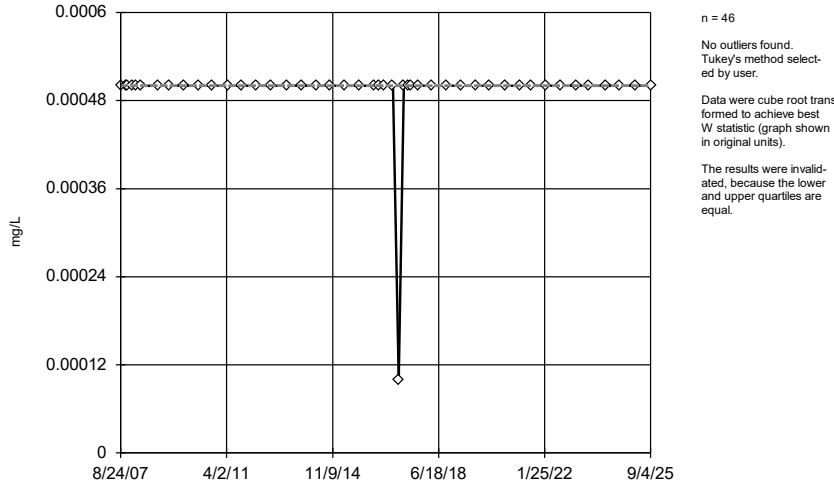

n = 46

No outliers found. Tukey's method selected by user.

Data were cube root transformed to achieve best W statistic (graph shown in original units).

The results were invalidated, because the lower and upper quartiles are equal.

Constituent: Cadmium Analysis Run 6/9/2026 2:41 PM View: Outlier Tests

Plant Bowen Client: Southern Company Data: Bowen 1, 2, 9, & 10

Sanitas™ v.10.1.06e Software licensed to Groundwater Stats Consulting. UG

Tukey's Outlier Screening

GWC-15R

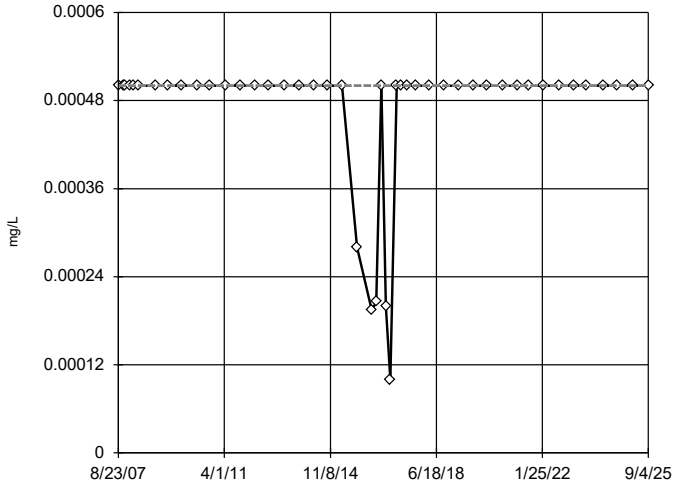

n = 46

No outliers found. Tukey's method selected by user.

Data were square root transformed to achieve best W statistic (graph shown in original units).

The results were invalidated, because the lower and upper quartiles are equal.

Constituent: Cadmium Analysis Run 6/9/2026 2:41 PM View: Outlier Tests

Plant Bowen Client: Southern Company Data: Bowen 1, 2, 9, & 10

Tukey's Outlier Screening

GWC-15Z

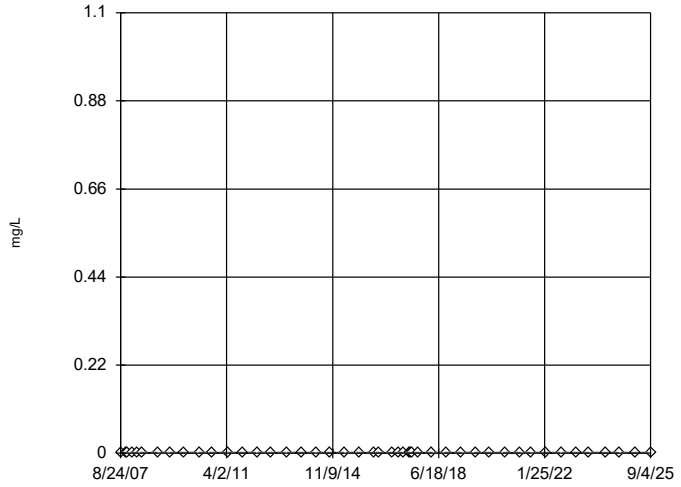

n = 46

No outliers found. Tukey's method select-ed by user.

All values are the same.

Constituent: Cadmium Analysis Run 6/9/2026 2:41 PM View: Outlier Tests

Plant Bowen Client: Southern Company Data: Bowen 1, 2, 9, & 10

Sanitas™ v.10.1.06e Software licensed to Groundwater Stats Consulting. UG

Tukey's Outlier Screening

GWC-44

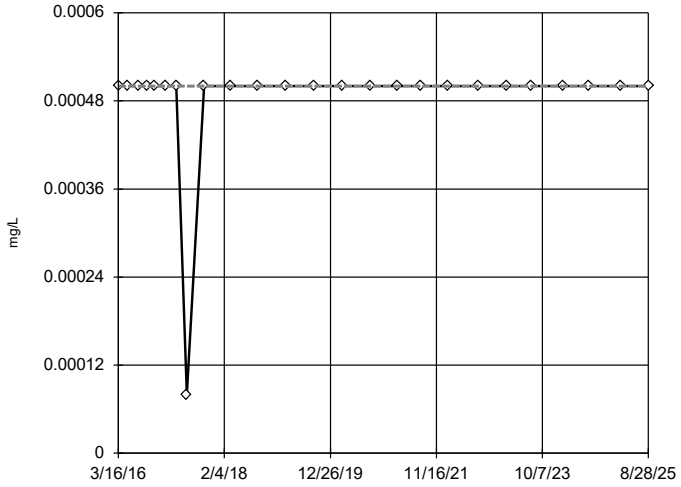

n = 25

No outliers found. Tukey's method select-ed by user.

Data were natural log transformed to achieve best W statistic (graph shown in original units).

The results were invalid-ated, because the lower and upper quartiles are equal.

Constituent: Cadmium Analysis Run 6/9/2026 2:41 PM View: Outlier Tests

Plant Bowen Client: Southern Company Data: Bowen 1, 2, 9, & 10

Sanitas™ v.10.1.06e Software licensed to Groundwater Stats Consulting. UG

Tukey's Outlier Screening

GWC-45

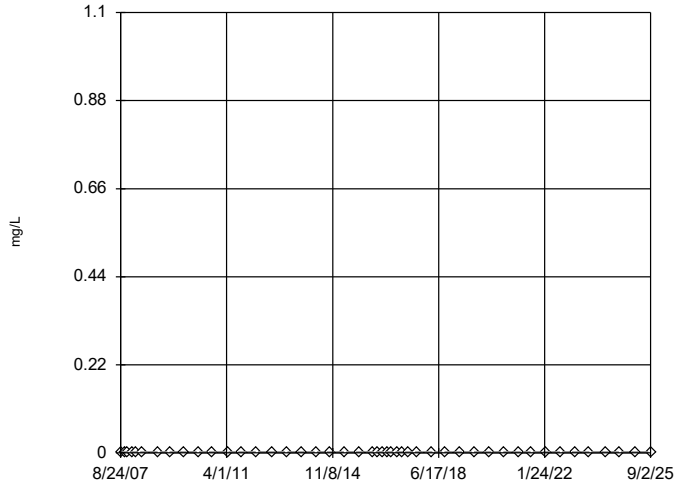

n = 46

No outliers found. Tukey's method select-ed by user.

All values are the same.

Constituent: Cadmium Analysis Run 6/9/2026 2:41 PM View: Outlier Tests

Plant Bowen Client: Southern Company Data: Bowen 1, 2, 9, & 10

Sanitas™ v.10.1.06e Software licensed to Groundwater Stats Consulting. UG

Tukey's Outlier Screening

GWC-45R

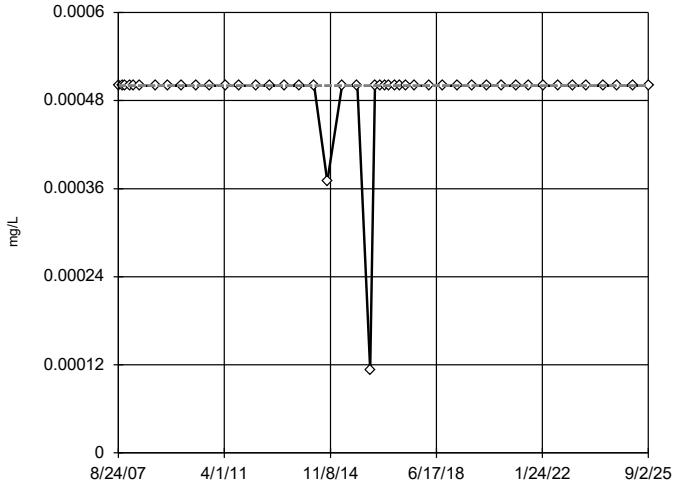

n = 46

No outliers found. Tukey's method select-ed by user.

Data were x^4 transform-ed to achieve best W stat-istic (graph shown in original units).

The results were invalid-ated, because the lower and upper quartiles are equal.

Constituent: Cadmium Analysis Run 6/9/2026 2:41 PM View: Outlier Tests

Plant Bowen Client: Southern Company Data: Bowen 1, 2, 9, & 10

Sanitas™ v.10.1.06e Software licensed to Groundwater Stats Consulting. UG

Tukey's Outlier Screening

GWC-46R

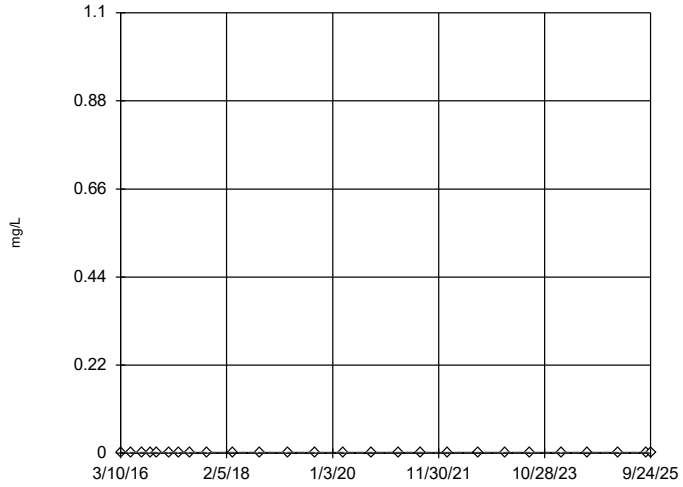

n = 26

No outliers found. Tukey's method select-ed by user.

All values are the same.

Constituent: Cadmium Analysis Run 6/9/2026 2:41 PM View: Outlier Tests

Plant Bowen Client: Southern Company Data: Bowen 1, 2, 9, & 10

Sanitas™ v.10.1.06e Software licensed to Groundwater Stats Consulting. UG

Tukey's Outlier Screening

GWC-47

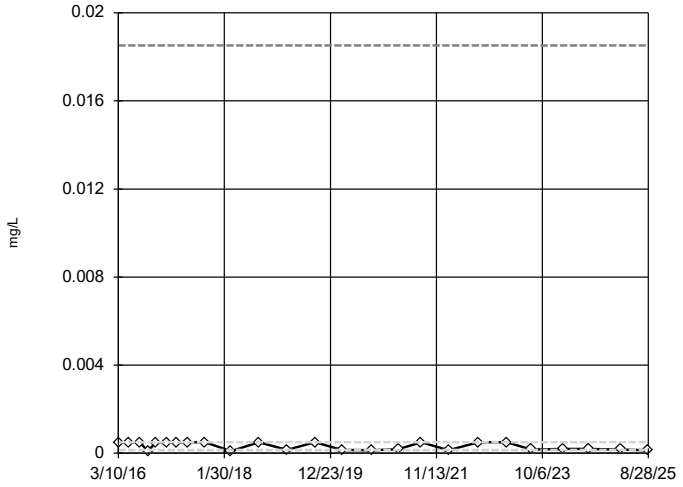

n = 25

No outliers found. Tukey's method select-ed by user.

Data were natural log transformed to achieve best W statistic (graph shown in original units).

High cutoff = 0.01852, low cutoff = 0.00000405, based on IQR multiplier of 3.

Constituent: Cadmium Analysis Run 6/9/2026 2:41 PM View: Outlier Tests

Plant Bowen Client: Southern Company Data: Bowen 1, 2, 9, & 10

Sanitas™ v.10.1.06e Software licensed to Groundwater Stats Consulting. UG

Tukey's Outlier Screening

GWC-47R

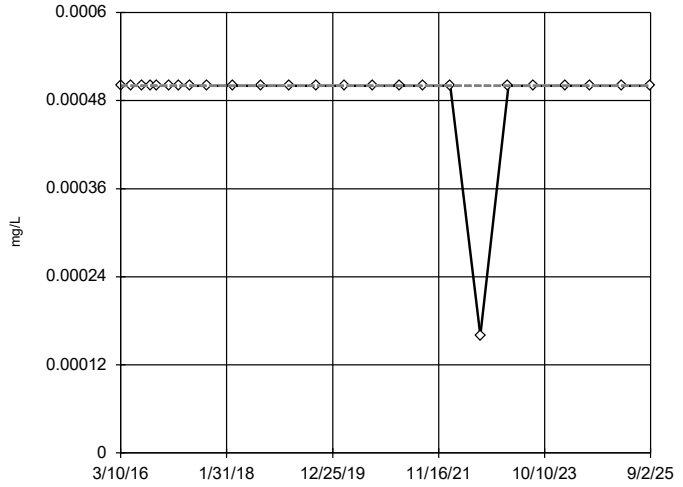

n = 25

No outliers found. Tukey's method select-ed by user.

Data were square root transformed to achieve best W statistic (graph shown in original units).

The results were invalid-ated, because the lower and upper quartiles are equal.

Constituent: Cadmium Analysis Run 6/9/2026 2:42 PM View: Outlier Tests

Plant Bowen Client: Southern Company Data: Bowen 1, 2, 9, & 10

Sanitas™ v.10.1.06e Software licensed to Groundwater Stats Consulting. UG

Tukey's Outlier Screening

GWC-48

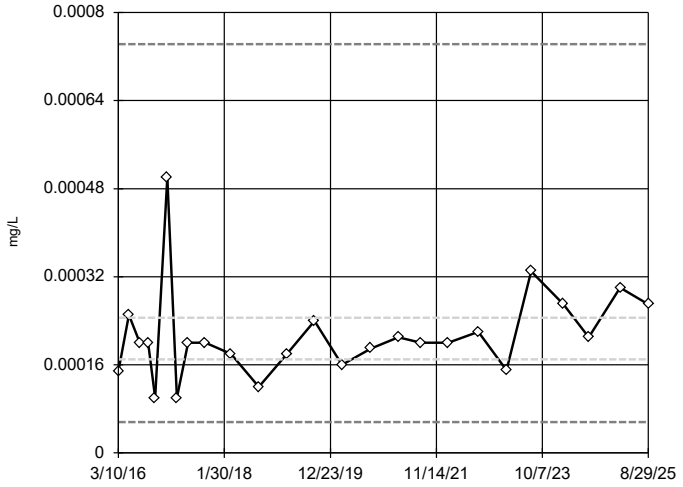

n = 25

No outliers found. Tukey's method select-ed by user.

Data were natural log transformed to achieve best W statistic (graph shown in original units).

High cutoff = 0.0007425, low cutoff = 0.0000561, based on IQR multiplier of 3.

Constituent: Cadmium Analysis Run 6/9/2026 2:42 PM View: Outlier Tests

Plant Bowen Client: Southern Company Data: Bowen 1, 2, 9, & 10

Tukey's Outlier Screening

GWC-49R

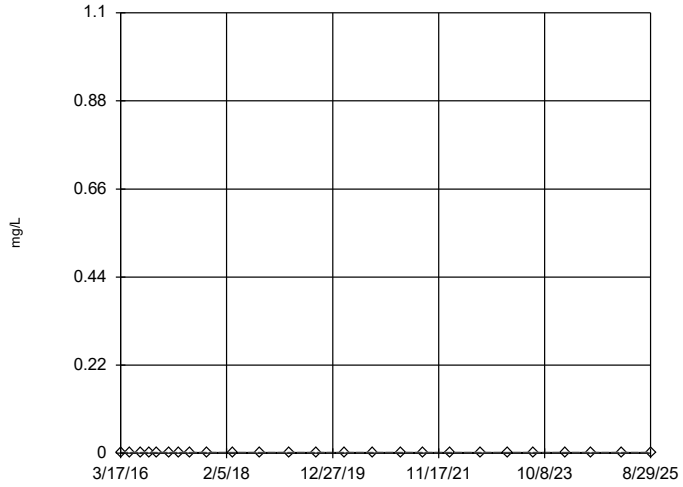

n = 25

No outliers found. Tukey's method selected by user.

All values are the same.

Constituent: Cadmium Analysis Run 6/9/2026 2:42 PM View: Outlier Tests

Plant Bowen Client: Southern Company Data: Bowen 1, 2, 9, & 10

Sanitas™ v.10.1.06e Software licensed to Groundwater Stats Consulting. UG

Tukey's Outlier Screening

GWC-49Z

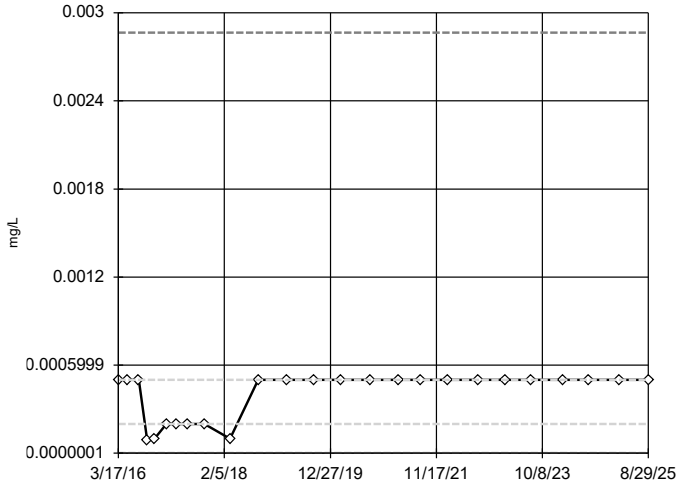

n = 25

No outliers found. Tukey's method selected by user.

Data were cube root transformed to achieve best W statistic (graph shown in original units).

High cutoff = 0.002866, low cutoff = -7.3e-8, based on IQR multiplier of 3.

Constituent: Cadmium Analysis Run 6/9/2026 2:42 PM View: Outlier Tests

Plant Bowen Client: Southern Company Data: Bowen 1, 2, 9, & 10

Sanitas™ v.10.1.06e Software licensed to Groundwater Stats Consulting. UG

Tukey's Outlier Screening

GWA-1 (bg)

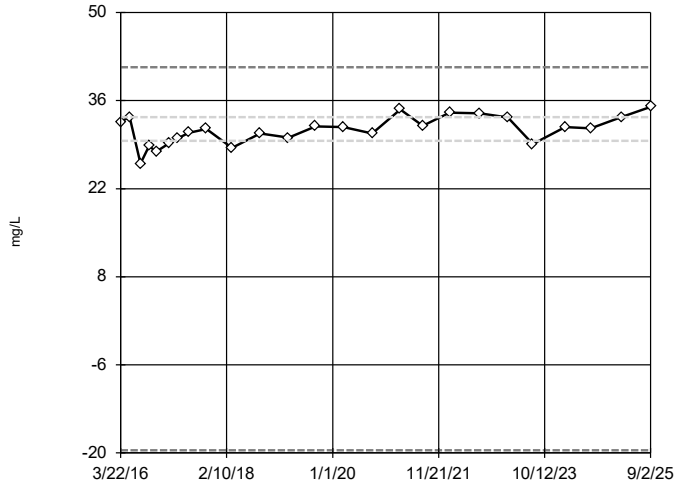

n = 25

No outliers found. Tukey's method selected by user.

Data were cube transformed to achieve best W statistic (graph shown in original units).

High cutoff = 41.32, low cutoff = -19.56, based on IQR multiplier of 3.

Constituent: Calcium Analysis Run 6/9/2026 2:42 PM View: Outlier Tests

Plant Bowen Client: Southern Company Data: Bowen 1, 2, 9, & 10

Sanitas™ v.10.1.06e Software licensed to Groundwater Stats Consulting. UG

Tukey's Outlier Screening

GWA-2 (bg)

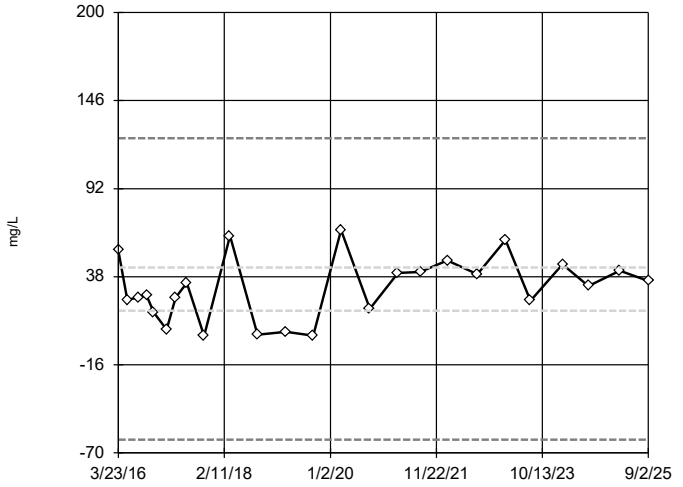

n = 25

No outliers found. Tukey's method selected by user.

Ladder of Powers transformations did not improve normality; analysis run on raw data.

High cutoff = 122.9, low cutoff = -61.95, based on IQR multiplier of 3.

Constituent: Calcium Analysis Run 6/9/2026 2:42 PM View: Outlier Tests

Plant Bowen Client: Southern Company Data: Bowen 1, 2, 9, & 10

Sanitas™ v.10.1.06e Software licensed to Groundwater Stats Consulting. UG

Tukey's Outlier Screening

GWA-2R (bg)

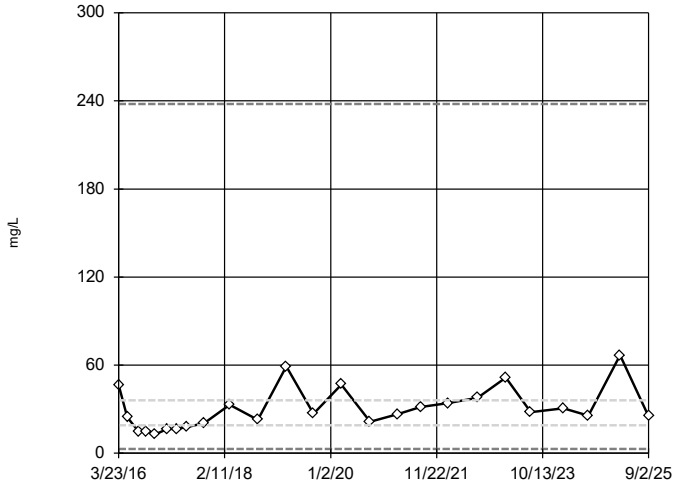

n = 25

No outliers found. Tukey's method selected by user.

Data were natural log transformed to achieve best W statistic (graph shown in original units).

High cutoff = 237.9, low cutoff = 2.894, based on IQR multiplier of 3.

Constituent: Calcium Analysis Run 6/9/2026 2:42 PM View: Outlier Tests

Plant Bowen Client: Southern Company Data: Bowen 1, 2, 9, & 10

Sanitas™ v.10.1.06e Software licensed to Groundwater Stats Consulting. UG

Tukey's Outlier Screening

GWA-3A (bg)

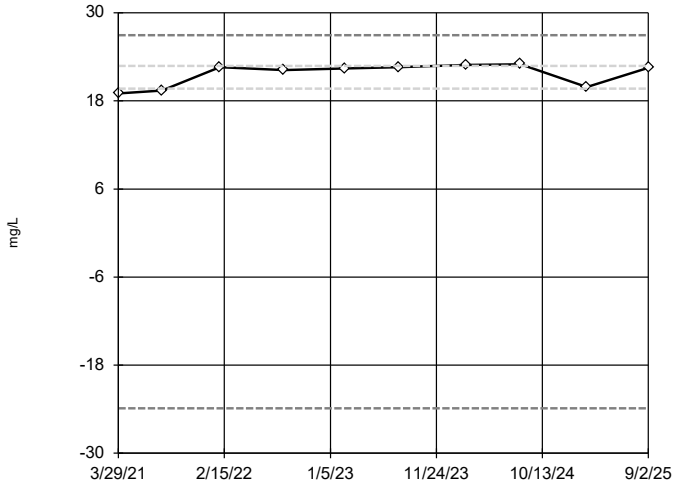

n = 10

No outliers found. Tukey's method selected by user.

Data were x^6 transformed to achieve best W statistic (graph shown in original units).

High cutoff = 26.93, low cutoff = -23.88, based on IQR multiplier of 3.

Constituent: Calcium Analysis Run 6/9/2026 2:42 PM View: Outlier Tests

Plant Bowen Client: Southern Company Data: Bowen 1, 2, 9, & 10

Sanitas™ v.10.1.06e Software licensed to Groundwater Stats Consulting. UG

Tukey's Outlier Screening

GWA-4RZ (bg)

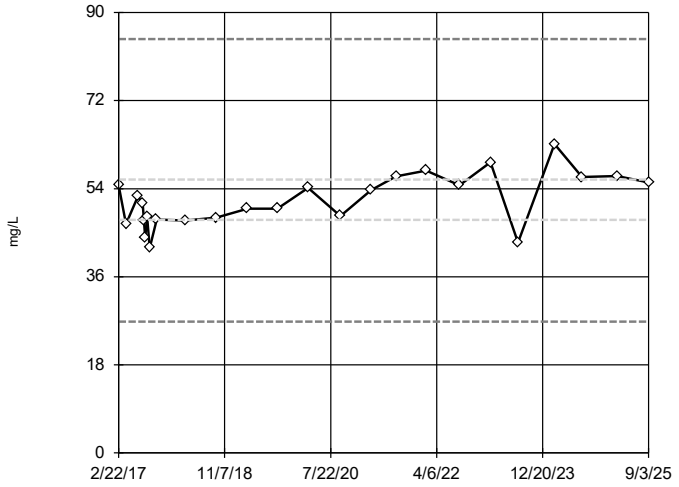

n = 25

No outliers found. Tukey's method selected by user.

Data were square root transformed to achieve best W statistic (graph shown in original units).

High cutoff = 84.55, low cutoff = 26.81, based on IQR multiplier of 3.

Constituent: Calcium Analysis Run 6/9/2026 2:42 PM View: Outlier Tests

Plant Bowen Client: Southern Company Data: Bowen 1, 2, 9, & 10

Sanitas™ v.10.1.06e Software licensed to Groundwater Stats Consulting. UG

Tukey's Outlier Screening

GWA-39RZ (bg)

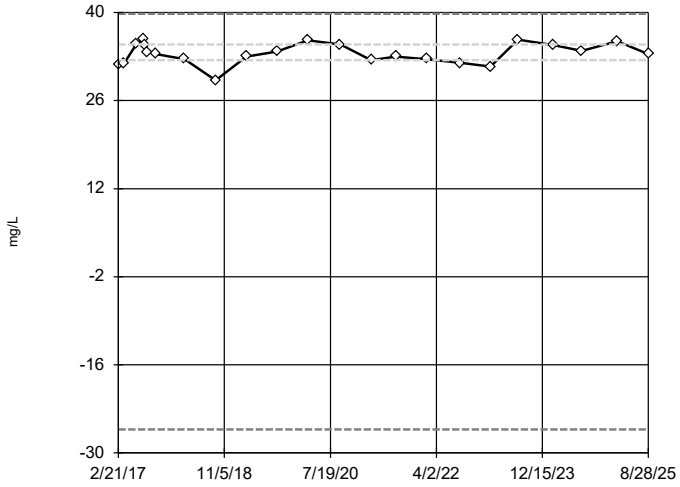

n = 23

No outliers found. Tukey's method selected by user.

Data were x^5 transformed to achieve best W statistic (graph shown in original units).

High cutoff = 39.81, low cutoff = -26.27, based on IQR multiplier of 3.

Constituent: Calcium Analysis Run 6/9/2026 2:42 PM View: Outlier Tests

Plant Bowen Client: Southern Company Data: Bowen 1, 2, 9, & 10

Tukey's Outlier Screening

GWA-39Z (bg)

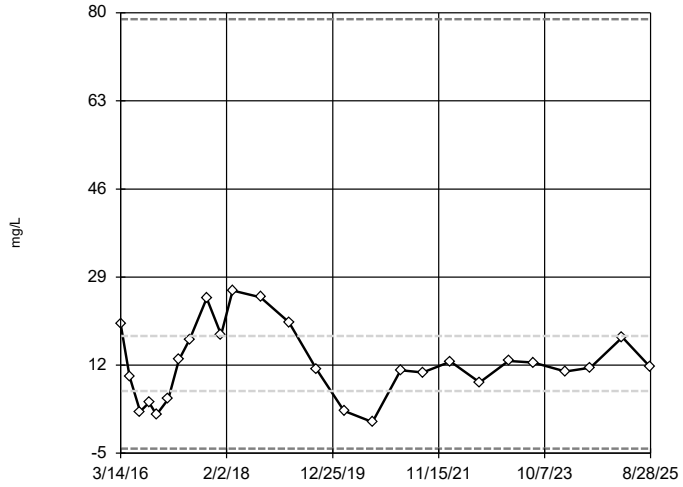

n = 26

No outliers found. Tukey's method selected by user.

Data were square root transformed to achieve best W statistic (graph shown in original units).

High cutoff = 78.77, low cutoff = -4.124, based on IQR multiplier of 3.

Constituent: Calcium Analysis Run 6/9/2026 2:42 PM View: Outlier Tests

Plant Bowen Client: Southern Company Data: Bowen 1, 2, 9, & 10

Sanitas™ v.10.1.06e Software licensed to Groundwater Stats Consulting. UG

Tukey's Outlier Screening

GWA-40 (bg)

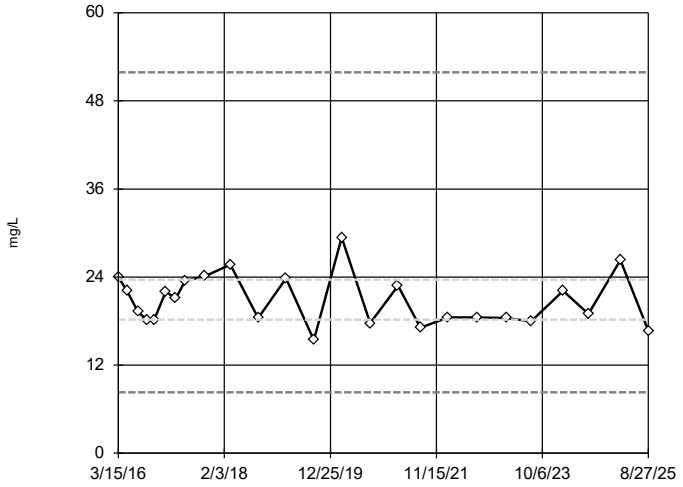

n = 25

No outliers found. Tukey's method selected by user.

Data were natural log transformed to achieve best W statistic (graph shown in original units).

High cutoff = 51.89, low cutoff = 8.295, based on IQR multiplier of 3.

Constituent: Calcium Analysis Run 6/9/2026 2:42 PM View: Outlier Tests

Plant Bowen Client: Southern Company Data: Bowen 1, 2, 9, & 10

Sanitas™ v.10.1.06e Software licensed to Groundwater Stats Consulting. UG

Tukey's Outlier Screening

GWA-41 (bg)

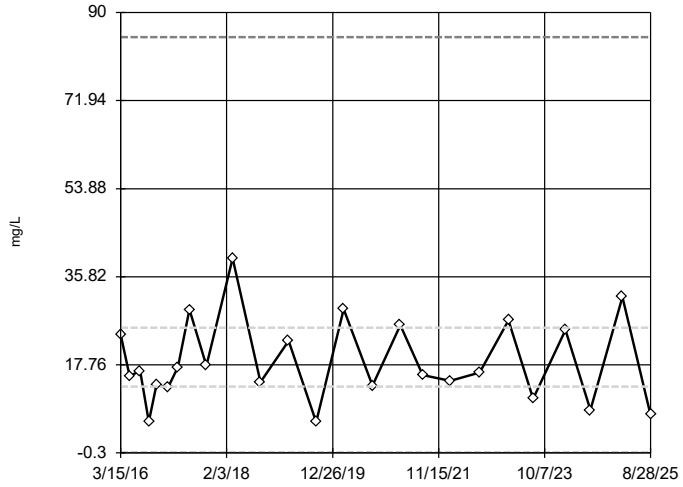

n = 25

No outliers found. Tukey's method selected by user.

Data were square root transformed to achieve best W statistic (graph shown in original units).

High cutoff = 84.97, low cutoff = -0.2825, based on IQR multiplier of 3.

Constituent: Calcium Analysis Run 6/9/2026 2:42 PM View: Outlier Tests

Plant Bowen Client: Southern Company Data: Bowen 1, 2, 9, & 10

Sanitas™ v.10.1.06e Software licensed to Groundwater Stats Consulting. UG

Tukey's Outlier Screening

GWA-41R (bg)

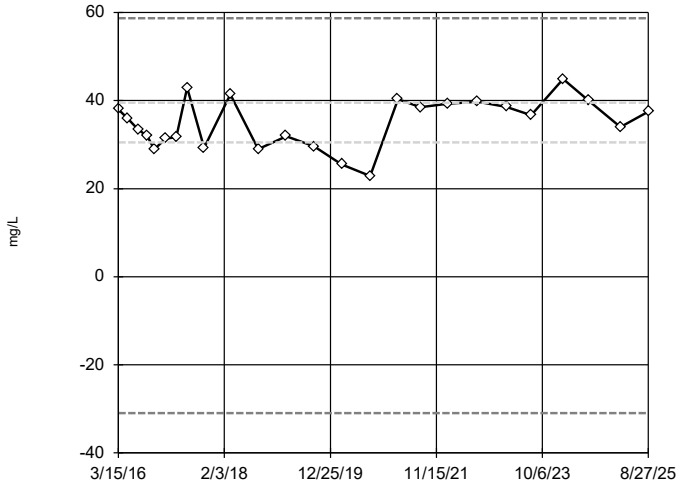

n = 25

No outliers found. Tukey's method selected by user.

Data were square transformed to achieve best W statistic (graph shown in original units).

High cutoff = 58.72, low cutoff = -30.93, based on IQR multiplier of 3.

Constituent: Calcium Analysis Run 6/9/2026 2:42 PM View: Outlier Tests

Plant Bowen Client: Southern Company Data: Bowen 1, 2, 9, & 10

Sanitas™ v.10.1.06e Software licensed to Groundwater Stats Consulting. UG

Tukey's Outlier Screening

GWA-42 (bg)

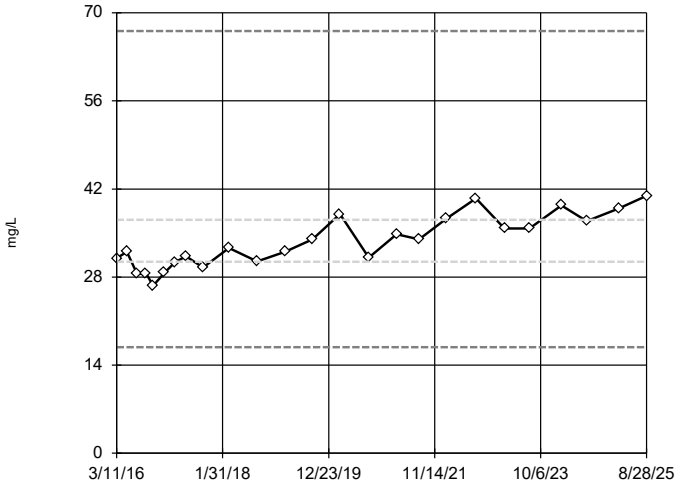

n = 25

No outliers found. Tukey's method selected by user.

Data were natural log transformed to achieve best W statistic (graph shown in original units).

High cutoff = 67.1, low cutoff = 16.84, based on IQR multiplier of 3.

Constituent: Calcium Analysis Run 6/9/2026 2:42 PM View: Outlier Tests

Plant Bowen Client: Southern Company Data: Bowen 1, 2, 9, & 10

Sanitas™ v.10.1.06e Software licensed to Groundwater Stats Consulting. UG

Tukey's Outlier Screening

GWA-43 (bg)

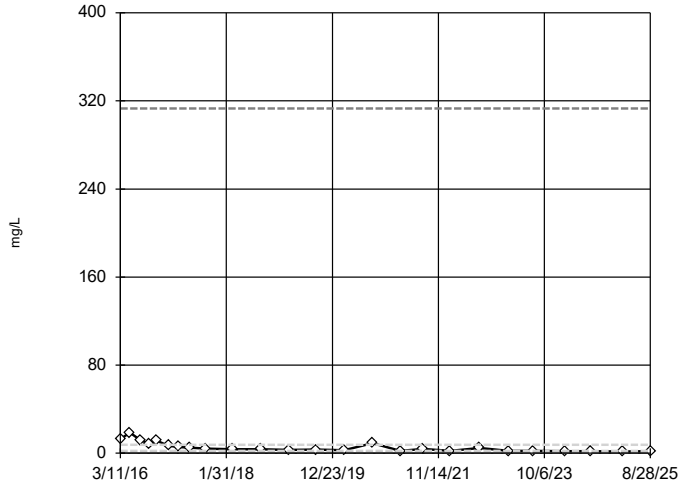

n = 25

No outliers found. Tukey's method selected by user.

Data were natural log transformed to achieve best W statistic (graph shown in original units).

High cutoff = 313.2, low cutoff = 0.05338, based on IQR multiplier of 3.

Constituent: Calcium Analysis Run 6/9/2026 2:42 PM View: Outlier Tests

Plant Bowen Client: Southern Company Data: Bowen 1, 2, 9, & 10

Sanitas™ v.10.1.06e Software licensed to Groundwater Stats Consulting. UG

Tukey's Outlier Screening

GWA-43R (bg)

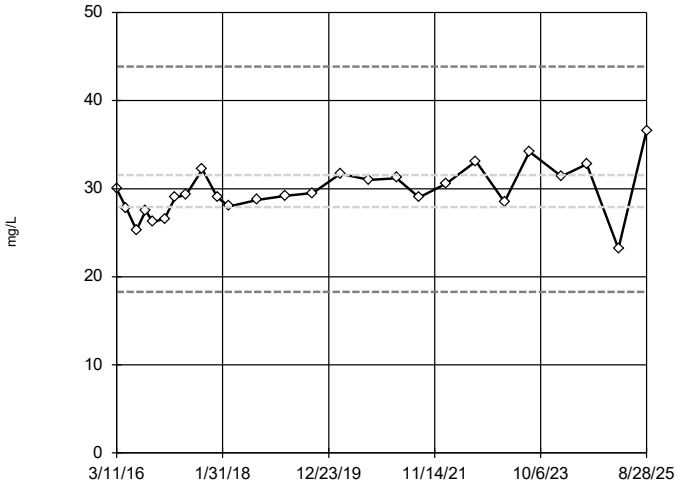

n = 26

No outliers found. Tukey's method selected by user.

Data were square root transformed to achieve best W statistic (graph shown in original units).

High cutoff = 43.85, low cutoff = 18.3, based on IQR multiplier of 3.

Constituent: Calcium Analysis Run 6/9/2026 2:42 PM View: Outlier Tests

Plant Bowen Client: Southern Company Data: Bowen 1, 2, 9, & 10

Sanitas™ v.10.1.06e Software licensed to Groundwater Stats Consulting. UG

Tukey's Outlier Screening

GWA-50 (bg)

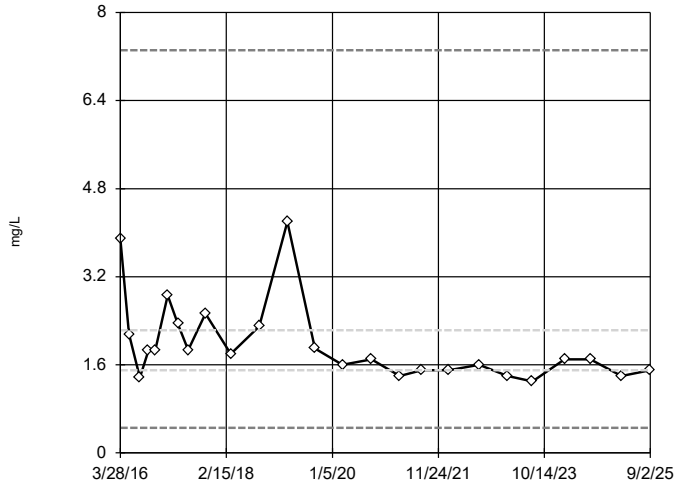

n = 25

No outliers found. Tukey's method selected by user.

Data were natural log transformed to achieve best W statistic (graph shown in original units).

High cutoff = 7.313, low cutoff = 0.4572, based on IQR multiplier of 3.

Constituent: Calcium Analysis Run 6/9/2026 2:42 PM View: Outlier Tests

Plant Bowen Client: Southern Company Data: Bowen 1, 2, 9, & 10

Sanitas™ v.10.1.06e Software licensed to Groundwater Stats Consulting. UG

Tukey's Outlier Screening

GWA-50R (bg)

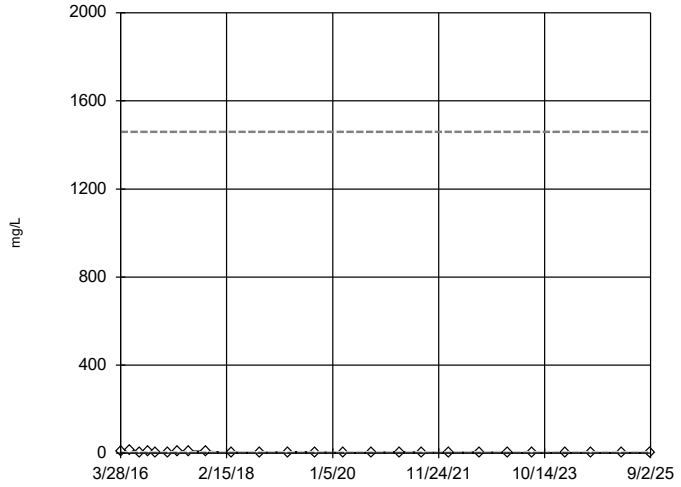

n = 25

No outliers found. Tukey's method selected by user.

Data were natural log transformed to achieve best W statistic (graph shown in original units).

High cutoff = 1459, low cutoff = 0.003306, based on IQR multiplier of 3.

Constituent: Calcium Analysis Run 6/9/2026 2:42 PM View: Outlier Tests

Plant Bowen Client: Southern Company Data: Bowen 1, 2, 9, & 10

Sanitas™ v.10.1.06e Software licensed to Groundwater Stats Consulting. UG

Tukey's Outlier Screening

GWC-5

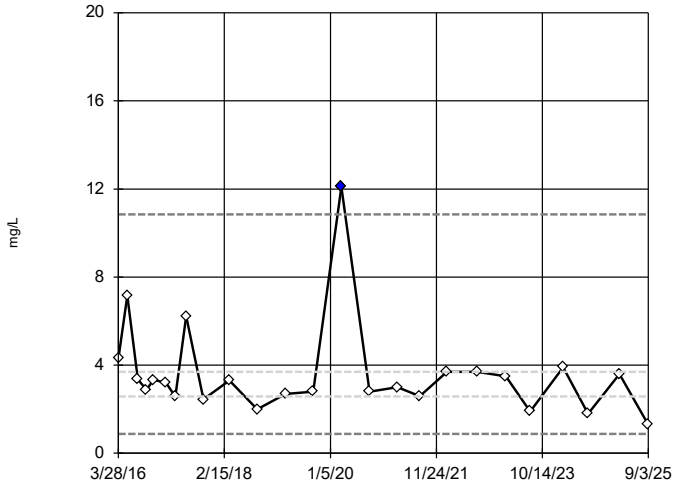

n = 25

Outlier is drawn as solid. Tukey's method selected by user.

Data were natural log transformed to achieve best W statistic (graph shown in original units).

High cutoff = 10.85, low cutoff = 0.8815, based on IQR multiplier of 3.

Constituent: Calcium Analysis Run 6/9/2026 2:42 PM View: Outlier Tests

Plant Bowen Client: Southern Company Data: Bowen 1, 2, 9, & 10

Sanitas™ v.10.1.06e Software licensed to Groundwater Stats Consulting. UG

Tukey's Outlier Screening

GWC-6

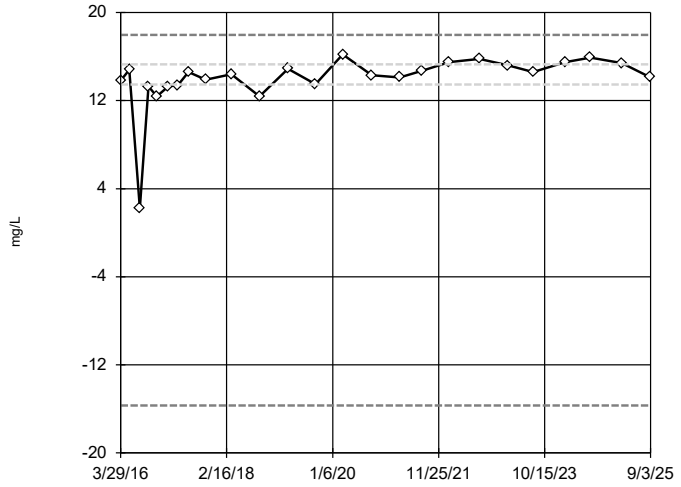

n = 25

No outliers found. Tukey's method selected by user.

Data were x^6 transformed to achieve best W statistic (graph shown in original units).

High cutoff = 17.96, low cutoff = -15.67, based on IQR multiplier of 3.

Constituent: Calcium Analysis Run 6/9/2026 2:42 PM View: Outlier Tests

Plant Bowen Client: Southern Company Data: Bowen 1, 2, 9, & 10

Sanitas™ v.10.1.06e Software licensed to Groundwater Stats Consulting. UG

Tukey's Outlier Screening

GWC-6RZ

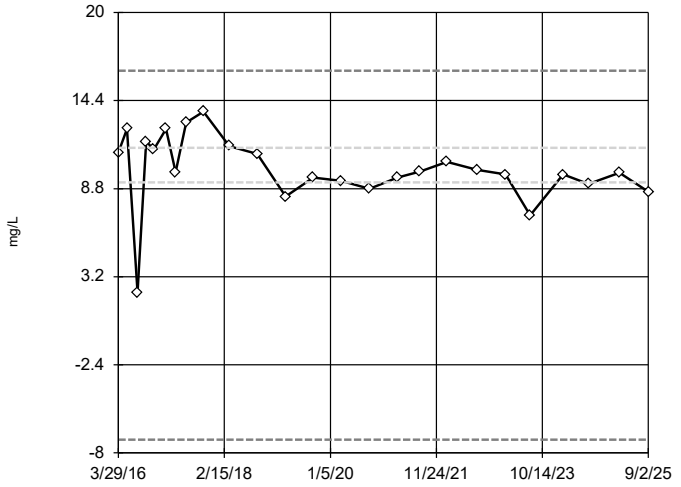

n = 25

No outliers found. Tukey's method selected by user.

Data were square transformed to achieve best W statistic (graph shown in original units).

High cutoff = 16.31, low cutoff = -7.163, based on IQR multiplier of 3.

Constituent: Calcium Analysis Run 6/9/2026 2:42 PM View: Outlier Tests

Plant Bowen Client: Southern Company Data: Bowen 1, 2, 9, & 10

Sanitas™ v.10.1.06e Software licensed to Groundwater Stats Consulting. UG

Tukey's Outlier Screening

GWC-7Z

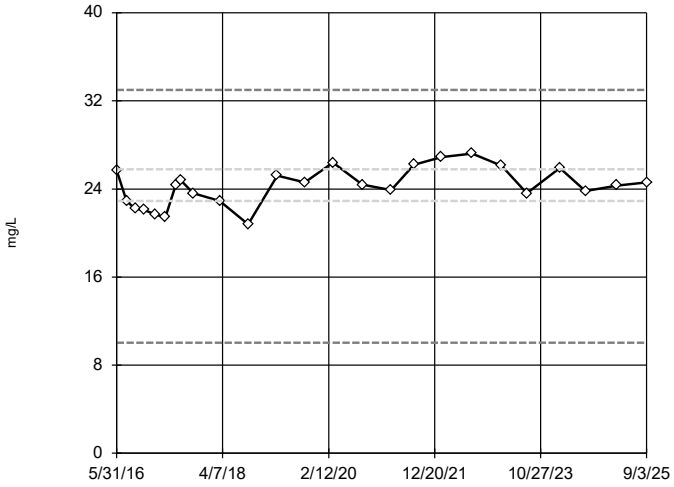

n = 25

No outliers found.
Tukey's method selected by user.

Data were square transformed to achieve best W statistic (graph shown in original units).

High cutoff = 33.01, low cutoff = 10.03, based on IQR multiplier of 3.

Constituent: Calcium Analysis Run 6/9/2026 2:42 PM View: Outlier Tests

Plant Bowen Client: Southern Company Data: Bowen 1, 2, 9, & 10

Sanitas™ v.10.1.06e Software licensed to Groundwater Stats Consulting. UG

Tukey's Outlier Screening

GWC-8RR

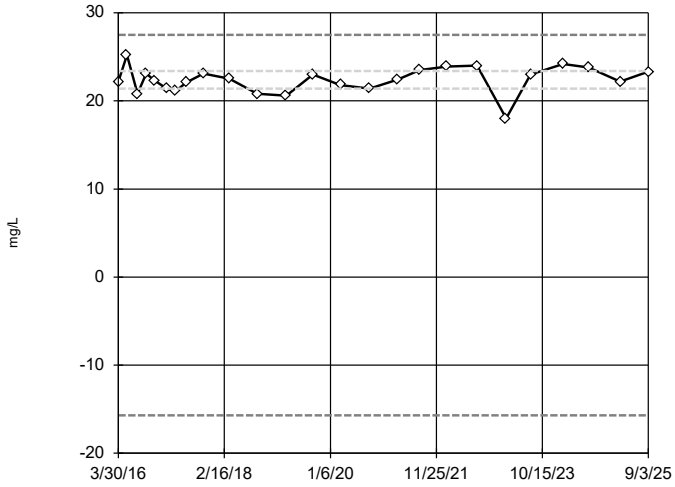

n = 25

No outliers found.
Tukey's method selected by user.

Data were x^4 transformed to achieve best W statistic (graph shown in original units).

High cutoff = 27.48, low cutoff = -15.69, based on IQR multiplier of 3.

Constituent: Calcium Analysis Run 6/9/2026 2:42 PM View: Outlier Tests

Plant Bowen Client: Southern Company Data: Bowen 1, 2, 9, & 10

Sanitas™ v.10.1.06e Software licensed to Groundwater Stats Consulting. UG

Tukey's Outlier Screening

GWC-8Z

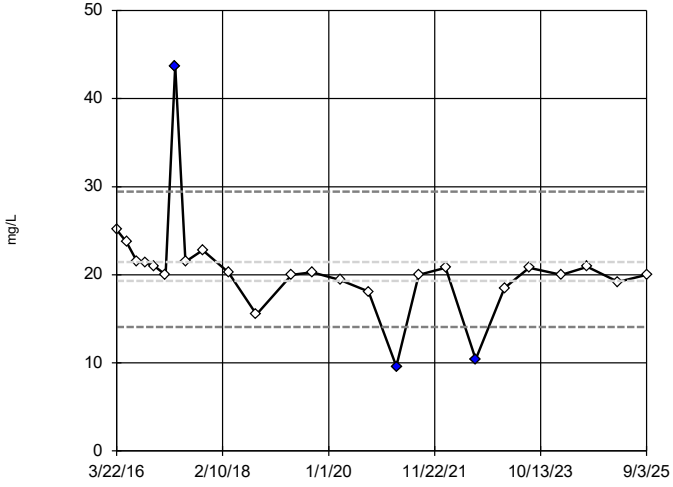

n = 25

Outliers are drawn as solid.
Tukey's method selected by user.

Data were natural log transformed to achieve best W statistic (graph shown in original units).

High cutoff = 29.45, low cutoff = 14.06, based on IQR multiplier of 3.

Constituent: Calcium Analysis Run 6/9/2026 2:42 PM View: Outlier Tests

Plant Bowen Client: Southern Company Data: Bowen 1, 2, 9, & 10

Sanitas™ v.10.1.06e Software licensed to Groundwater Stats Consulting. UG

Tukey's Outlier Screening

GWC-9

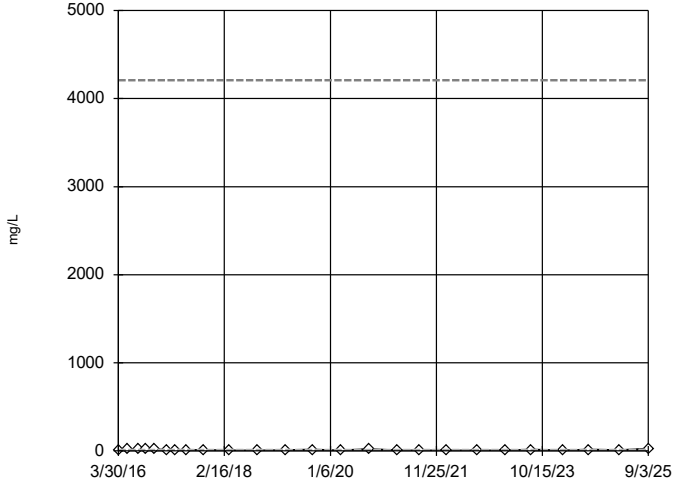

n = 25

No outliers found.
Tukey's method selected by user.

Data were natural log transformed to achieve best W statistic (graph shown in original units).

High cutoff = 4206, low cutoff = 0.006693, based on IQR multiplier of 3.

Constituent: Calcium Analysis Run 6/9/2026 2:42 PM View: Outlier Tests

Plant Bowen Client: Southern Company Data: Bowen 1, 2, 9, & 10

Tukey's Outlier Screening

GWC-10

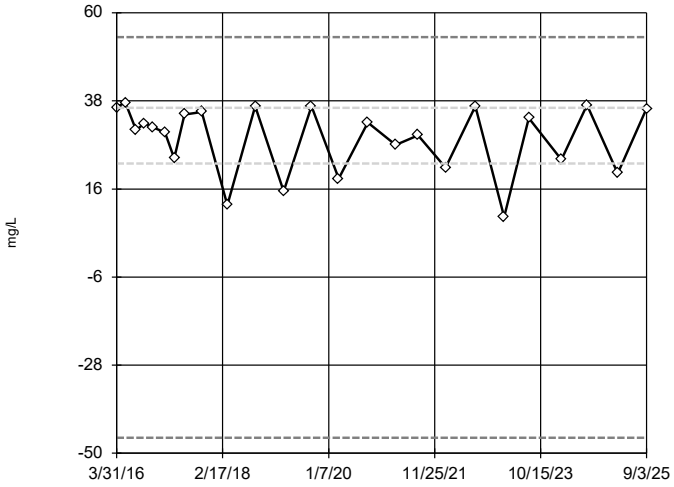

n = 25

No outliers found. Tukey's method selected by user.

Data were cube transformed to achieve best W statistic (graph shown in original units).

High cutoff = 53.96, low cutoff = -46.15, based on IQR multiplier of 3.

Constituent: Calcium Analysis Run 6/9/2026 2:42 PM View: Outlier Tests

Plant Bowen Client: Southern Company Data: Bowen 1, 2, 9, & 10

Sanitas™ v.10.1.06e Software licensed to Groundwater Stats Consulting. UG

Tukey's Outlier Screening

GWC-10R

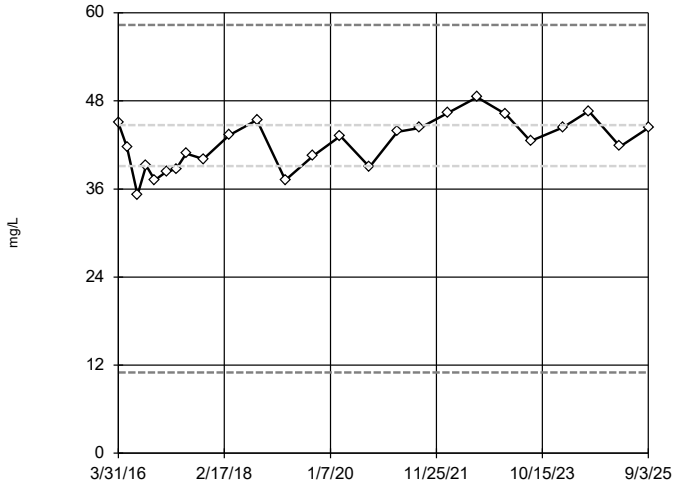

n = 25

No outliers found. Tukey's method selected by user.

Data were square transformed to achieve best W statistic (graph shown in original units).

High cutoff = 58.36, low cutoff = 10.99, based on IQR multiplier of 3.

Constituent: Calcium Analysis Run 6/9/2026 2:42 PM View: Outlier Tests

Plant Bowen Client: Southern Company Data: Bowen 1, 2, 9, & 10

Sanitas™ v.10.1.06e Software licensed to Groundwater Stats Consulting. UG

Tukey's Outlier Screening

GWC-11

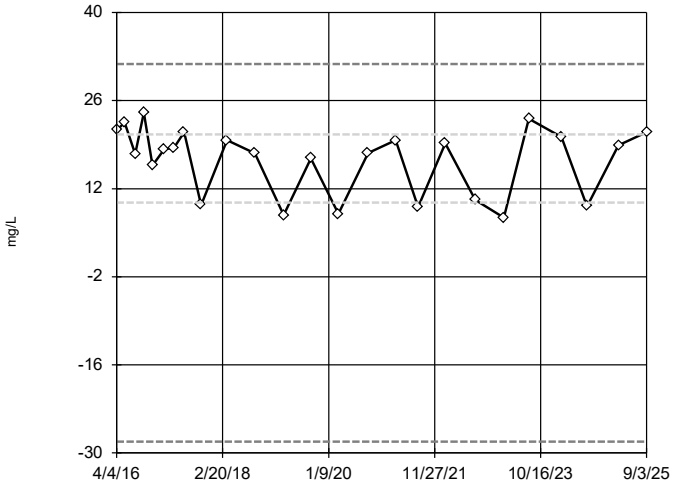

n = 25

No outliers found. Tukey's method selected by user.

Data were cube transformed to achieve best W statistic (graph shown in original units).

High cutoff = 31.8, low cutoff = -28.22, based on IQR multiplier of 3.

Constituent: Calcium Analysis Run 6/9/2026 2:42 PM View: Outlier Tests

Plant Bowen Client: Southern Company Data: Bowen 1, 2, 9, & 10

Sanitas™ v.10.1.06e Software licensed to Groundwater Stats Consulting. UG

Tukey's Outlier Screening

GWC-11R

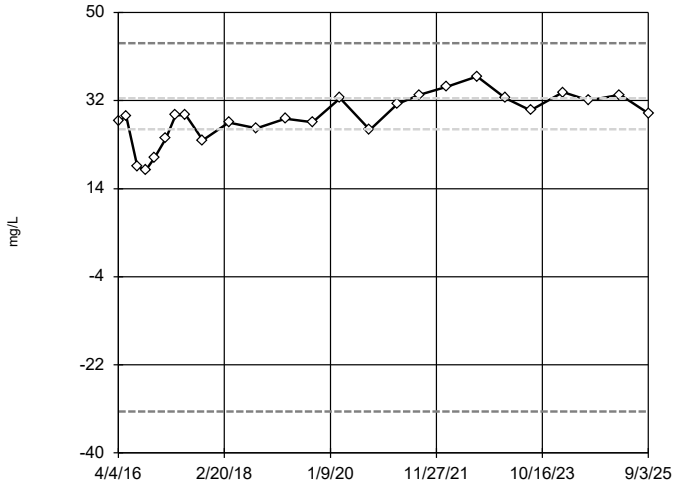

n = 25

No outliers found. Tukey's method selected by user.

Data were cube transformed to achieve best W statistic (graph shown in original units).

High cutoff = 43.74, low cutoff = -31.56, based on IQR multiplier of 3.

Constituent: Calcium Analysis Run 6/9/2026 2:42 PM View: Outlier Tests

Plant Bowen Client: Southern Company Data: Bowen 1, 2, 9, & 10

Tukey's Outlier Screening

GWC-12

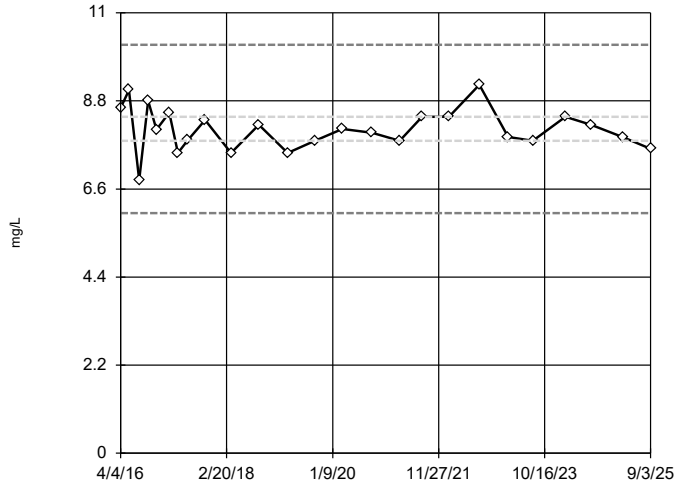

n = 25

No outliers found. Tukey's method selected by user.

Ladder of Powers transformations did not improve normality; analysis run on raw data.

High cutoff = 10.2, low cutoff = 6, based on IQR multiplier of 3.

Constituent: Calcium Analysis Run 6/9/2026 2:42 PM View: Outlier Tests

Plant Bowen Client: Southern Company Data: Bowen 1, 2, 9, & 10

Sanitas™ v.10.1.06e Software licensed to Groundwater Stats Consulting. UG

Tukey's Outlier Screening

GWC-13

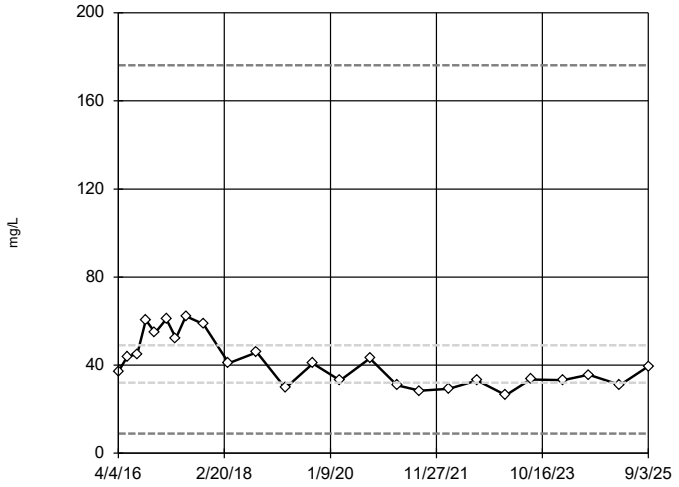

n = 25

No outliers found. Tukey's method selected by user.

Data were natural log transformed to achieve best W statistic (graph shown in original units).

High cutoff = 176.1, low cutoff = 8.898, based on IQR multiplier of 3.

Constituent: Calcium Analysis Run 6/9/2026 2:42 PM View: Outlier Tests

Plant Bowen Client: Southern Company Data: Bowen 1, 2, 9, & 10

Sanitas™ v.10.1.06e Software licensed to Groundwater Stats Consulting. UG

Tukey's Outlier Screening

GWC-13RZ

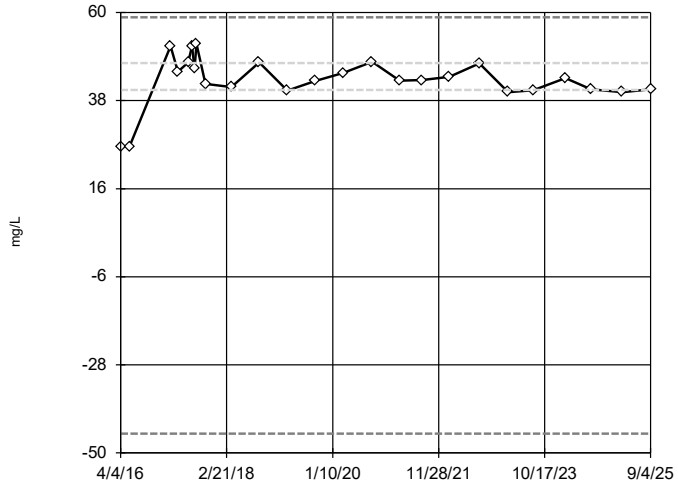

n = 25

No outliers found. Tukey's method selected by user.

Data were x^4 transformed to achieve best W statistic (graph shown in original units).

High cutoff = 58.81, low cutoff = -45.18, based on IQR multiplier of 3.

Constituent: Calcium Analysis Run 6/9/2026 2:42 PM View: Outlier Tests

Plant Bowen Client: Southern Company Data: Bowen 1, 2, 9, & 10

Sanitas™ v.10.1.06e Software licensed to Groundwater Stats Consulting. UG

Tukey's Outlier Screening

GWC-14Z

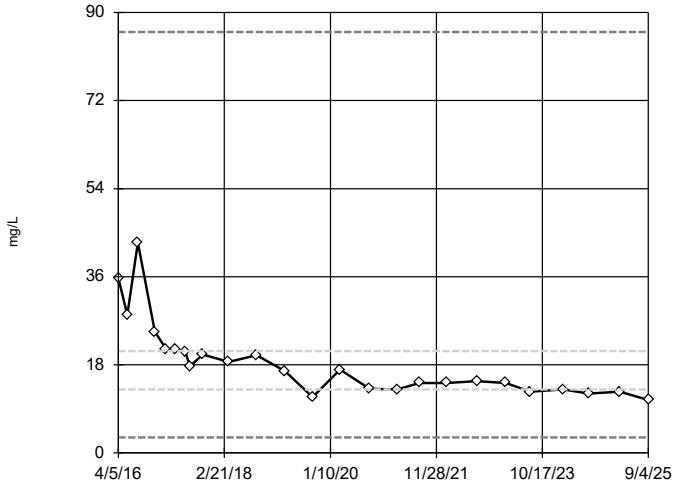

n = 25

No outliers found. Tukey's method selected by user.

Data were natural log transformed to achieve best W statistic (graph shown in original units).

High cutoff = 85.99, low cutoff = 3.152, based on IQR multiplier of 3.

Constituent: Calcium Analysis Run 6/9/2026 2:42 PM View: Outlier Tests

Plant Bowen Client: Southern Company Data: Bowen 1, 2, 9, & 10

Sanitas™ v.10.1.06e Software licensed to Groundwater Stats Consulting. UG

Tukey's Outlier Screening

GWC-15R

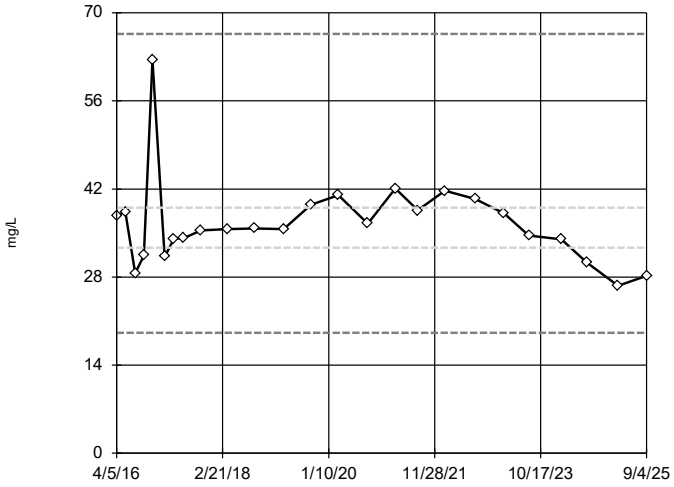

n = 25

No outliers found. Tukey's method selected by user.

Data were natural log transformed to achieve best W statistic (graph shown in original units).

High cutoff = 66.64, low cutoff = 19.14, based on IQR multiplier of 3.

Constituent: Calcium Analysis Run 6/9/2026 2:42 PM View: Outlier Tests

Plant Bowen Client: Southern Company Data: Bowen 1, 2, 9, & 10

Sanitas™ v.10.1.06e Software licensed to Groundwater Stats Consulting. UG

Tukey's Outlier Screening

GWC-15Z

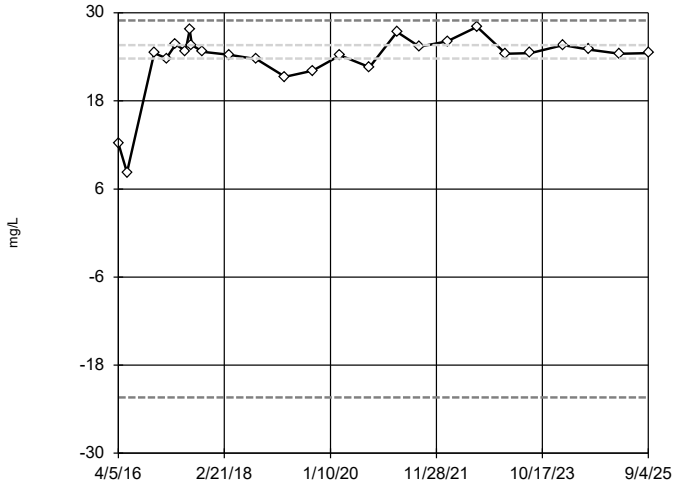

n = 25

No outliers found. Tukey's method selected by user.

Data were x^6 transformed to achieve best W statistic (graph shown in original units).

High cutoff = 28.94, low cutoff = -22.41, based on IQR multiplier of 3.

Constituent: Calcium Analysis Run 6/9/2026 2:42 PM View: Outlier Tests

Plant Bowen Client: Southern Company Data: Bowen 1, 2, 9, & 10

Sanitas™ v.10.1.06e Software licensed to Groundwater Stats Consulting. UG

Tukey's Outlier Screening

GWC-44

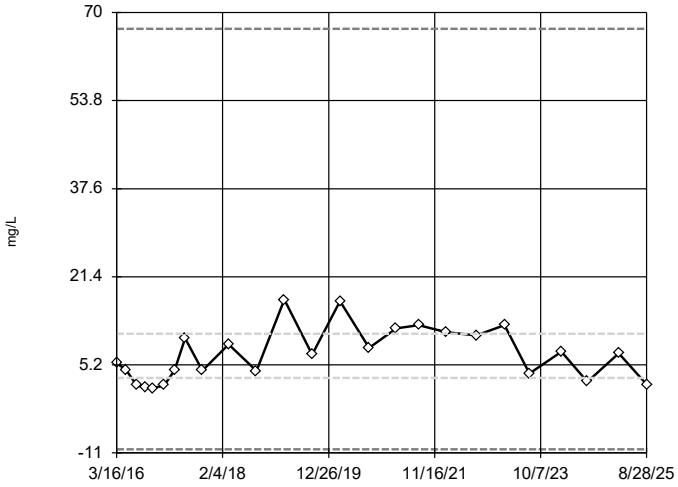

n = 25

No outliers found. Tukey's method selected by user.

Data were square root transformed to achieve best W statistic (graph shown in original units).

High cutoff = 67, low cutoff = -10.31, based on IQR multiplier of 3.

Constituent: Calcium Analysis Run 6/9/2026 2:42 PM View: Outlier Tests

Plant Bowen Client: Southern Company Data: Bowen 1, 2, 9, & 10

Sanitas™ v.10.1.06e Software licensed to Groundwater Stats Consulting. UG

Tukey's Outlier Screening

GWC-45

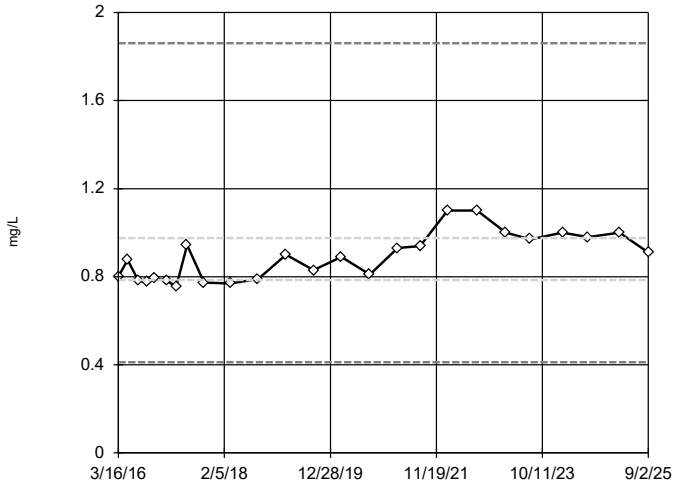

n = 25

No outliers found. Tukey's method selected by user.

Data were natural log transformed to achieve best W statistic (graph shown in original units).

High cutoff = 1.861, low cutoff = 0.4118, based on IQR multiplier of 3.

Constituent: Calcium Analysis Run 6/9/2026 2:42 PM View: Outlier Tests

Plant Bowen Client: Southern Company Data: Bowen 1, 2, 9, & 10

Sanitas™ v.10.1.06e Software licensed to Groundwater Stats Consulting. UG

Tukey's Outlier Screening

GWC-45R

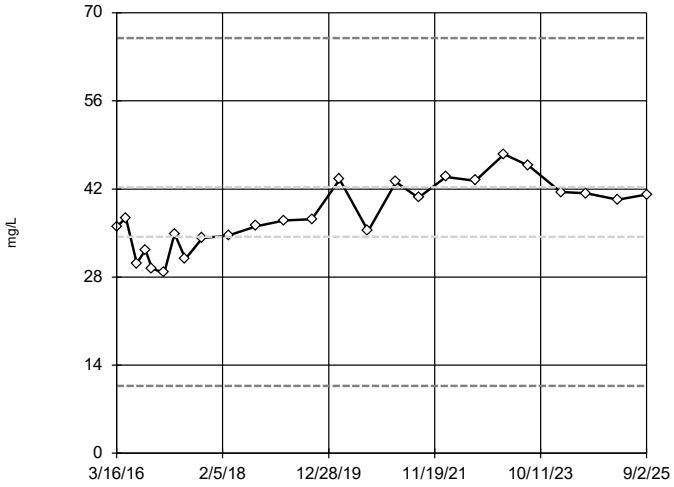

n = 25

No outliers found. Tukey's method selected by user.

Ladder of Powers transformations did not improve normality; analysis run on raw data.

High cutoff = 66, low cutoff = 10.7, based on IQR multiplier of 3.

Constituent: Calcium Analysis Run 6/9/2026 2:42 PM View: Outlier Tests

Plant Bowen Client: Southern Company Data: Bowen 1, 2, 9, & 10

Sanitas™ v.10.1.06e Software licensed to Groundwater Stats Consulting. UG

Tukey's Outlier Screening

GWC-46R

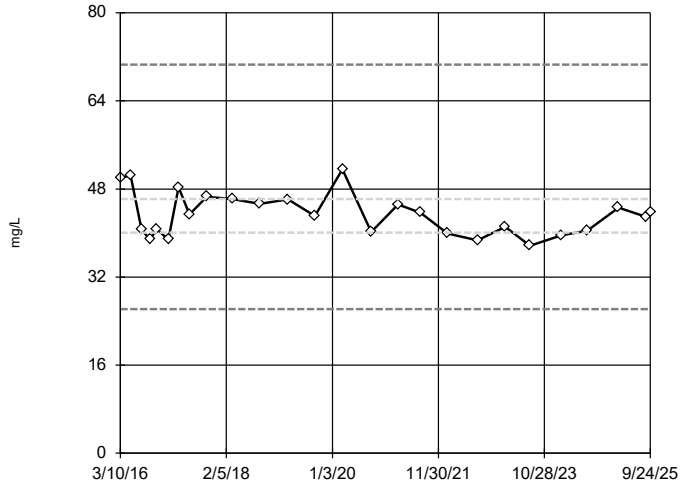

n = 26

No outliers found. Tukey's method selected by user.

Data were natural log transformed to achieve best W statistic (graph shown in original units).

High cutoff = 70.61, low cutoff = 26.17, based on IQR multiplier of 3.

Constituent: Calcium Analysis Run 6/9/2026 2:42 PM View: Outlier Tests

Plant Bowen Client: Southern Company Data: Bowen 1, 2, 9, & 10

Sanitas™ v.10.1.06e Software licensed to Groundwater Stats Consulting. UG

Tukey's Outlier Screening

GWC-47

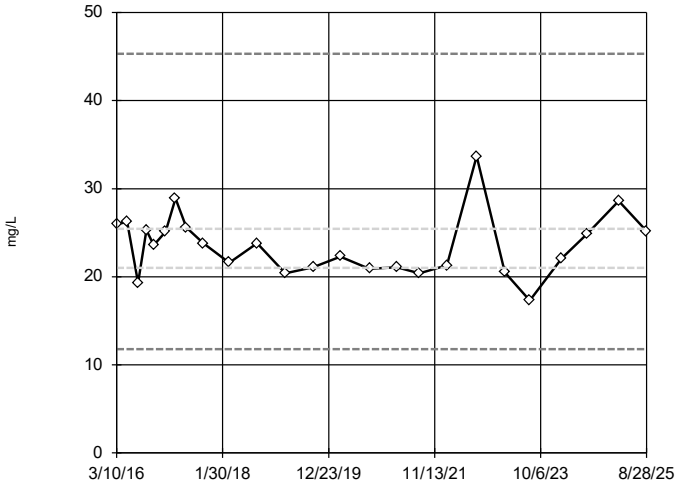

n = 25

No outliers found. Tukey's method selected by user.

Data were natural log transformed to achieve best W statistic (graph shown in original units).

High cutoff = 45.3, low cutoff = 11.8, based on IQR multiplier of 3.

Constituent: Calcium Analysis Run 6/9/2026 2:42 PM View: Outlier Tests

Plant Bowen Client: Southern Company Data: Bowen 1, 2, 9, & 10

Sanitas™ v.10.1.06e Software licensed to Groundwater Stats Consulting. UG

Tukey's Outlier Screening

GWC-47R

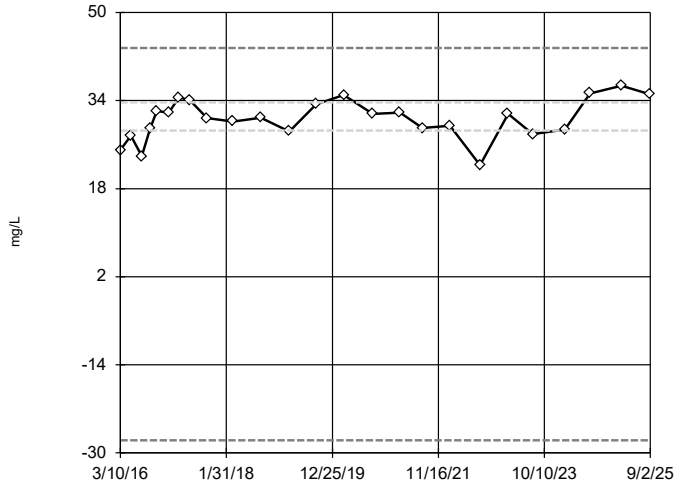

n = 25

No outliers found. Tukey's method selected by user.

Data were cube transformed to achieve best W statistic (graph shown in original units).

High cutoff = 43.56, low cutoff = -27.7, based on IQR multiplier of 3.

Constituent: Calcium Analysis Run 6/9/2026 2:42 PM View: Outlier Tests

Plant Bowen Client: Southern Company Data: Bowen 1, 2, 9, & 10

Tukey's Outlier Screening

GWC-48

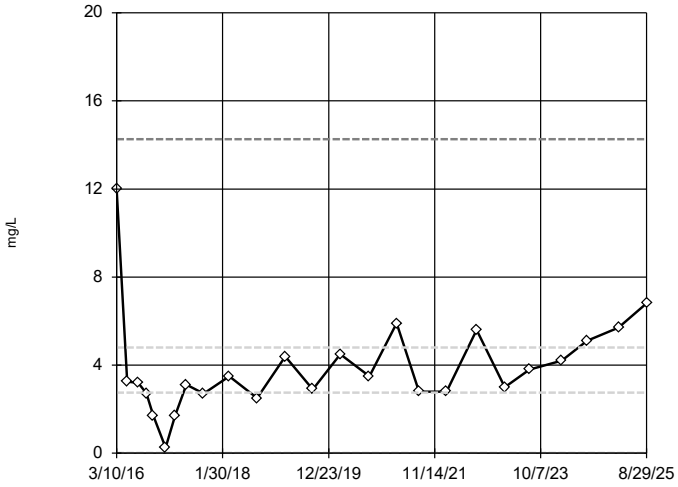

n = 25

No outliers found. Tukey's method selected by user.

Data were square root transformed to achieve best W statistic (graph shown in original units).

High cutoff = 14.25, low cutoff = 0.005726, based on IQR multiplier of 3.

Constituent: Calcium Analysis Run 6/9/2026 2:42 PM View: Outlier Tests

Plant Bowen Client: Southern Company Data: Bowen 1, 2, 9, & 10

Sanitas™ v.10.1.06e Software licensed to Groundwater Stats Consulting. UG

Tukey's Outlier Screening

GWC-49R

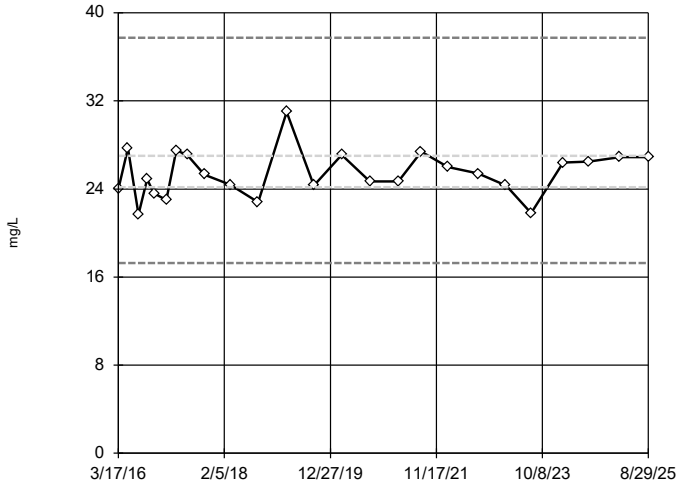

n = 25

No outliers found. Tukey's method selected by user.

Data were natural log transformed to achieve best W statistic (graph shown in original units).

High cutoff = 37.73, low cutoff = 17.28, based on IQR multiplier of 3.

Constituent: Calcium Analysis Run 6/9/2026 2:42 PM View: Outlier Tests

Plant Bowen Client: Southern Company Data: Bowen 1, 2, 9, & 10

Sanitas™ v.10.1.06e Software licensed to Groundwater Stats Consulting. UG

Tukey's Outlier Screening

GWC-49Z

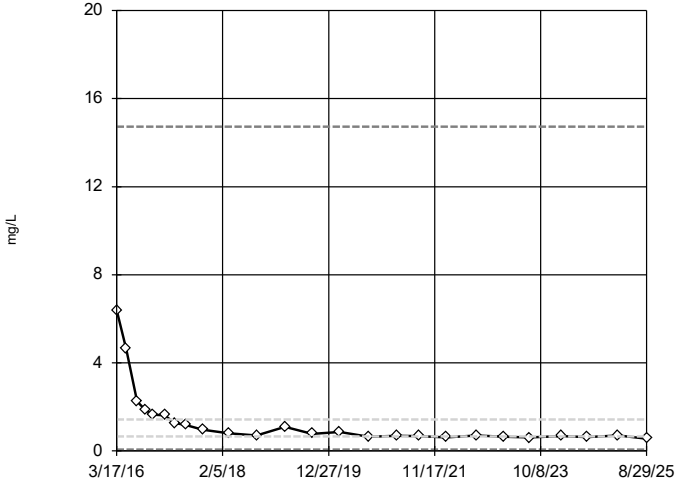

n = 25

No outliers found. Tukey's method selected by user.

Data were natural log transformed to achieve best W statistic (graph shown in original units).

High cutoff = 14.73, low cutoff = 0.06427, based on IQR multiplier of 3.

Constituent: Calcium Analysis Run 6/9/2026 2:42 PM View: Outlier Tests

Plant Bowen Client: Southern Company Data: Bowen 1, 2, 9, & 10

Sanitas™ v.10.1.06e Software licensed to Groundwater Stats Consulting. UG

Tukey's Outlier Screening

GWA-1 (bg)

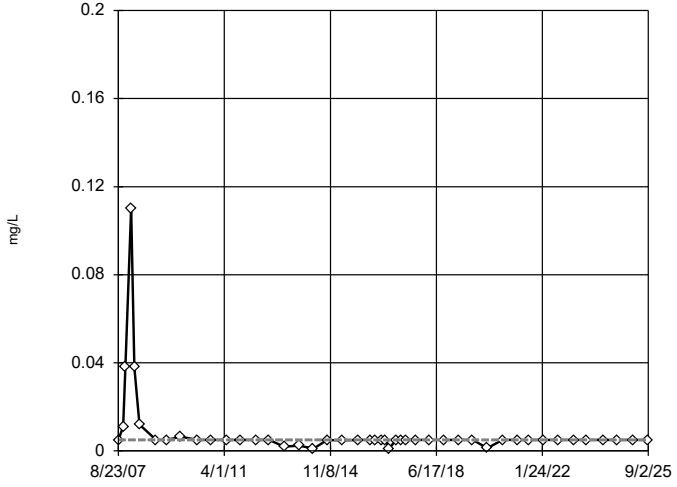

n = 46

No outliers found. Tukey's method selected by user.

Data were natural log transformed to achieve best W statistic (graph shown in original units).

The results were invalidated, because the lower and upper quartiles are equal.

Constituent: Chromium Analysis Run 6/9/2026 2:42 PM View: Outlier Tests

Plant Bowen Client: Southern Company Data: Bowen 1, 2, 9, & 10

Sanitas™ v.10.1.06e Software licensed to Groundwater Stats Consulting. UG

Tukey's Outlier Screening

GWA-2 (bg)

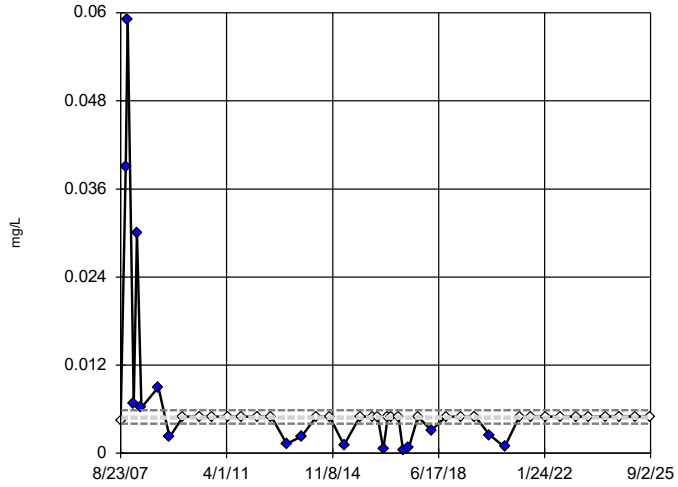

n = 46

Outliers are drawn as solid.
Tukey's method selected by user.

Data were natural log transformed to achieve best W statistic (graph shown in original units).

High cutoff = 0.005856, low cutoff = 0.00405, based on IQR multiplier of 3.

Constituent: Chromium Analysis Run 6/9/2026 2:42 PM View: Outlier Tests
Plant Bowen Client: Southern Company Data: Bowen 1, 2, 9, & 10

Sanitas™ v.10.1.06e Software licensed to Groundwater Stats Consulting. UG

Tukey's Outlier Screening

GWA-2R (bg)

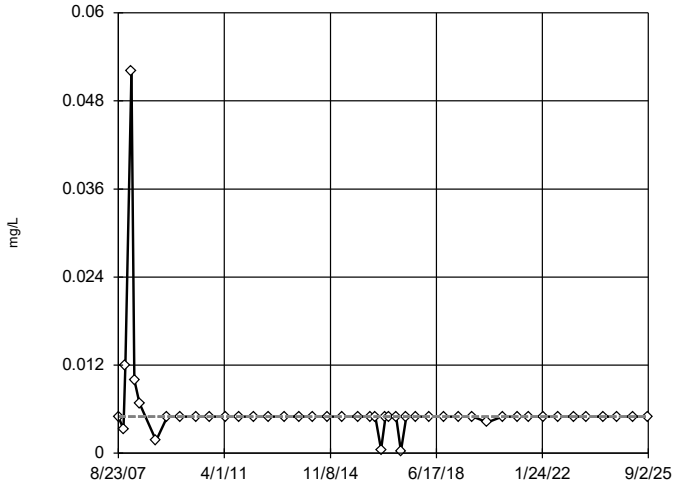

n = 46

No outliers found.
Tukey's method selected by user.

Data were natural log transformed to achieve best W statistic (graph shown in original units).

The results were invalidated, because the lower and upper quartiles are equal.

Constituent: Chromium Analysis Run 6/9/2026 2:42 PM View: Outlier Tests
Plant Bowen Client: Southern Company Data: Bowen 1, 2, 9, & 10

Sanitas™ v.10.1.06e Software licensed to Groundwater Stats Consulting. UG

Tukey's Outlier Screening

GWA-3A (bg)

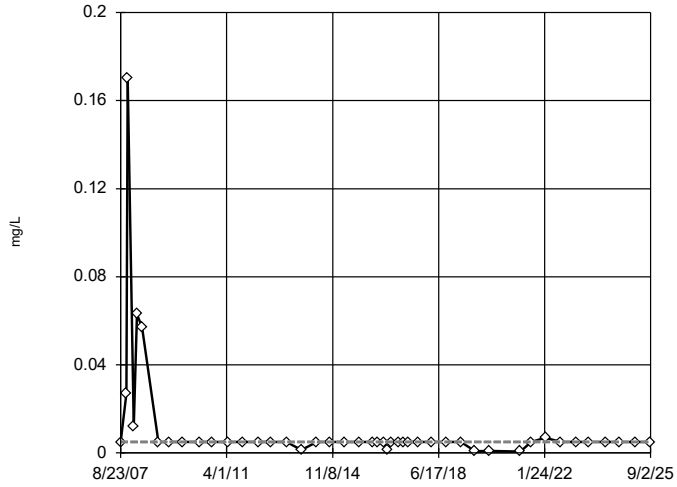

n = 45

No outliers found.
Tukey's method selected by user.

Data were natural log transformed to achieve best W statistic (graph shown in original units).

The results were invalidated, because the lower and upper quartiles are equal.

Constituent: Chromium Analysis Run 6/9/2026 2:42 PM View: Outlier Tests
Plant Bowen Client: Southern Company Data: Bowen 1, 2, 9, & 10

Sanitas™ v.10.1.06e Software licensed to Groundwater Stats Consulting. UG

Tukey's Outlier Screening

GWA-4RZ (bg)

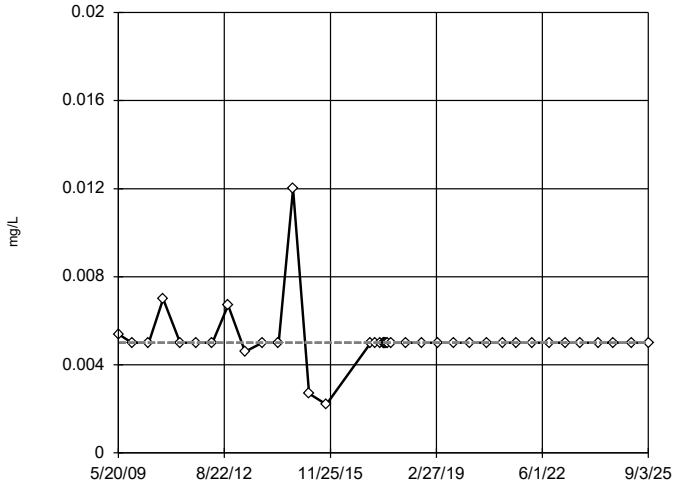

n = 39

No outliers found.
Tukey's method selected by user.

Data were natural log transformed to achieve best W statistic (graph shown in original units).

The results were invalidated, because the lower and upper quartiles are equal.

Constituent: Chromium Analysis Run 6/9/2026 2:42 PM View: Outlier Tests
Plant Bowen Client: Southern Company Data: Bowen 1, 2, 9, & 10

Tukey's Outlier Screening

GWA-39RZ (bg)

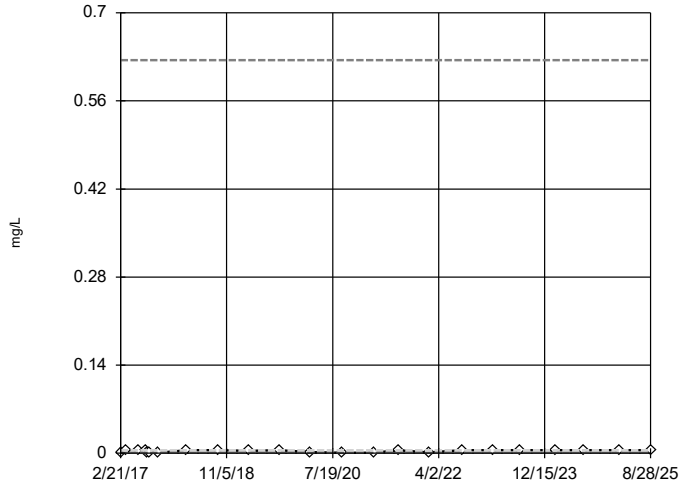

n = 23

No outliers found. Tukey's method selected by user.

Data were natural log transformed to achieve best W statistic (graph shown in original units).

High cutoff = 0.625, low cutoff = 0.000008, based on IQR multiplier of 3.

Constituent: Chromium Analysis Run 6/9/2026 2:42 PM View: Outlier Tests

Plant Bowen Client: Southern Company Data: Bowen 1, 2, 9, & 10

Sanitas™ v.10.1.06e Software licensed to Groundwater Stats Consulting. UG

Tukey's Outlier Screening

GWA-39Z (bg)

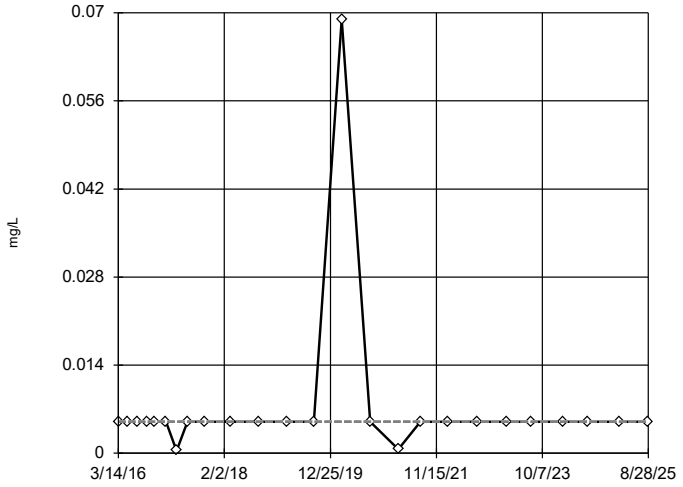

n = 25

No outliers found. Tukey's method selected by user.

Data were natural log transformed to achieve best W statistic (graph shown in original units).

The results were invalidated, because the lower and upper quartiles are equal.

Constituent: Chromium Analysis Run 6/9/2026 2:42 PM View: Outlier Tests

Plant Bowen Client: Southern Company Data: Bowen 1, 2, 9, & 10

Sanitas™ v.10.1.06e Software licensed to Groundwater Stats Consulting. UG

Tukey's Outlier Screening

GWA-40 (bg)

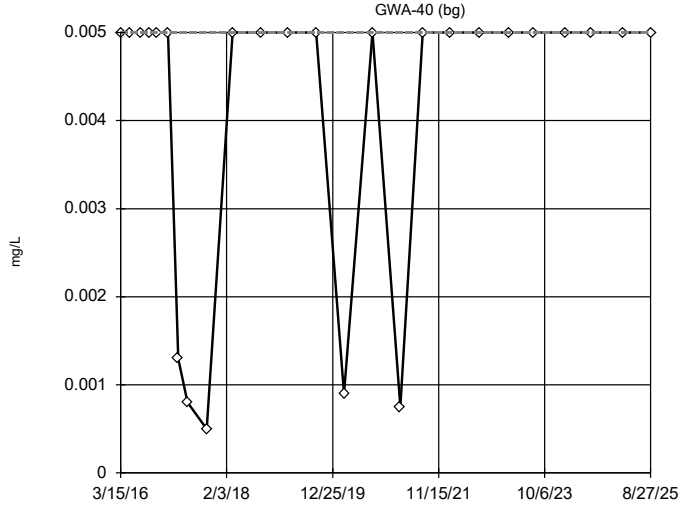

n = 25

No outliers found. Tukey's method selected by user.

Data were natural log transformed to achieve best W statistic (graph shown in original units).

The results were invalidated, because the lower and upper quartiles are equal.

Constituent: Chromium Analysis Run 6/9/2026 2:42 PM View: Outlier Tests

Plant Bowen Client: Southern Company Data: Bowen 1, 2, 9, & 10

Sanitas™ v.10.1.06e Software licensed to Groundwater Stats Consulting. UG

Tukey's Outlier Screening

GWA-41 (bg)

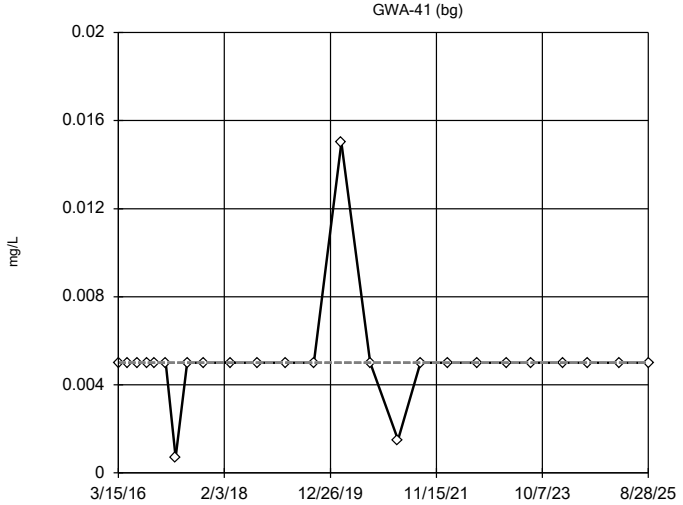

n = 25

No outliers found. Tukey's method selected by user.

Data were cube root transformed to achieve best W statistic (graph shown in original units).

The results were invalidated, because the lower and upper quartiles are equal.

Constituent: Chromium Analysis Run 6/9/2026 2:42 PM View: Outlier Tests

Plant Bowen Client: Southern Company Data: Bowen 1, 2, 9, & 10

Tukey's Outlier Screening

GWA-41R (bg)

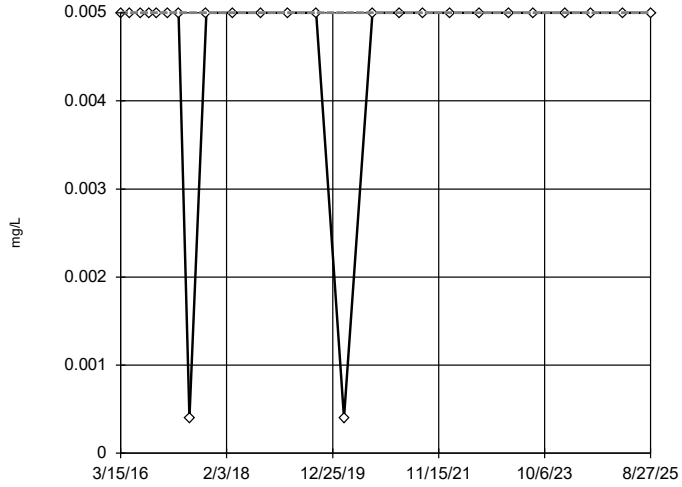

n = 25

No outliers found.
Tukey's method selected by user.

Data were cube root transformed to achieve best W statistic (graph shown in original units).

The results were invalidated, because the lower and upper quartiles are equal.

Constituent: Chromium Analysis Run 6/9/2026 2:42 PM View: Outlier Tests
Plant Bowen Client: Southern Company Data: Bowen 1, 2, 9, & 10

Sanitas™ v.10.1.06e Software licensed to Groundwater Stats Consulting. UG

Tukey's Outlier Screening

GWA-42 (bg)

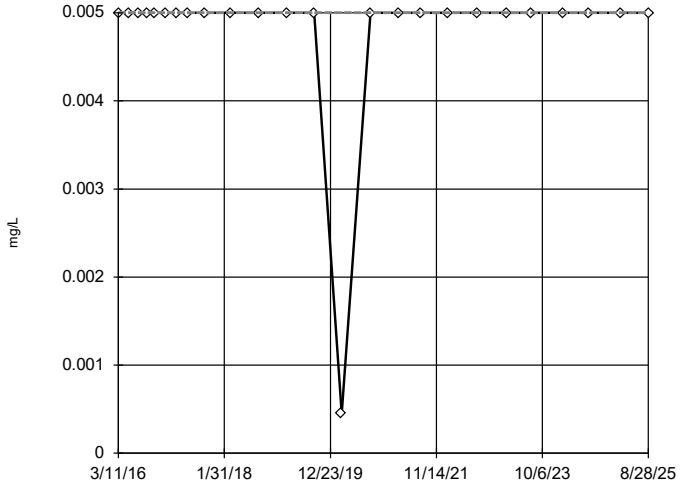

n = 25

No outliers found.
Tukey's method selected by user.

Data were cube transformed to achieve best W statistic (graph shown in original units).

The results were invalidated, because the lower and upper quartiles are equal.

Constituent: Chromium Analysis Run 6/9/2026 2:42 PM View: Outlier Tests
Plant Bowen Client: Southern Company Data: Bowen 1, 2, 9, & 10

Sanitas™ v.10.1.06e Software licensed to Groundwater Stats Consulting. UG

Tukey's Outlier Screening

GWA-43 (bg)

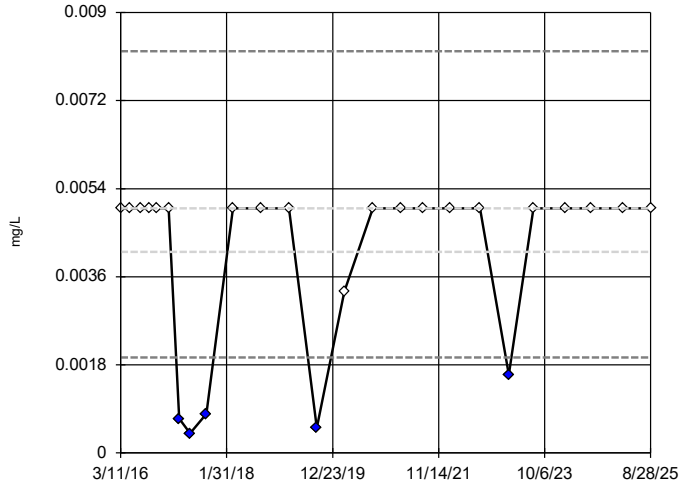

n = 25

Outliers are drawn as solid.
Tukey's method selected by user.

Data were square root transformed to achieve best W statistic (graph shown in original units).

High cutoff = 0.00821, low cutoff = 0.001952, based on IQR multiplier of 3.

Constituent: Chromium Analysis Run 6/9/2026 2:42 PM View: Outlier Tests
Plant Bowen Client: Southern Company Data: Bowen 1, 2, 9, & 10

Sanitas™ v.10.1.06e Software licensed to Groundwater Stats Consulting. UG

Tukey's Outlier Screening

GWA-43R (bg)

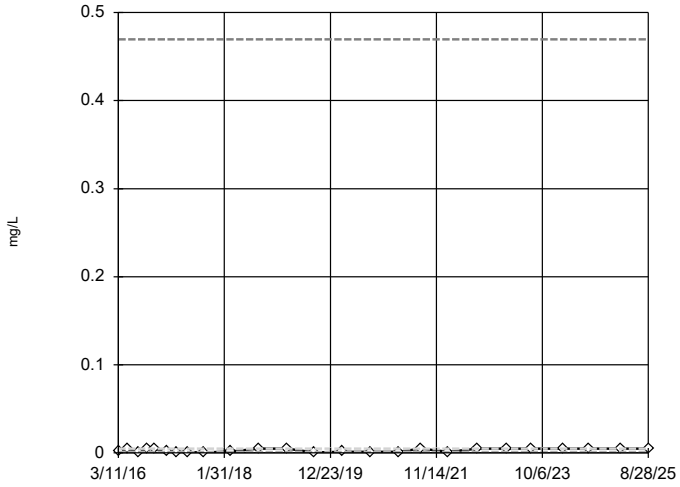

n = 25

No outliers found.
Tukey's method selected by user.

Data were natural log transformed to achieve best W statistic (graph shown in original units).

High cutoff = 0.4696, low cutoff = 0.00001171, based on IQR multiplier of 3.

Constituent: Chromium Analysis Run 6/9/2026 2:42 PM View: Outlier Tests
Plant Bowen Client: Southern Company Data: Bowen 1, 2, 9, & 10

Tukey's Outlier Screening

GWA-50 (bg)

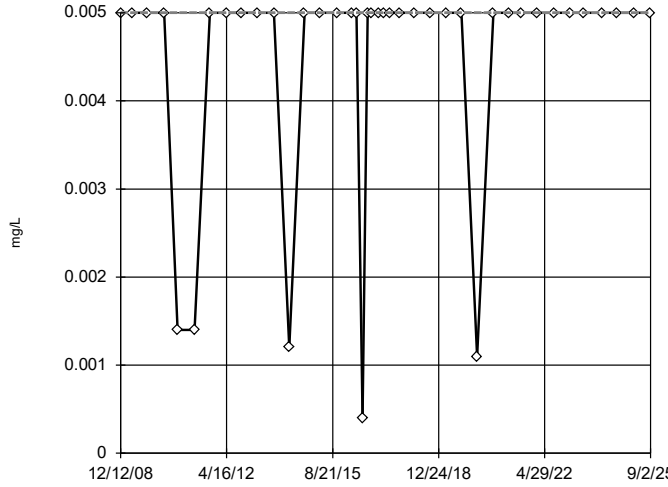

n = 40

No outliers found. Tukey's method selected by user.

Data were cube root transformed to achieve best W statistic (graph shown in original units).

The results were invalidated, because the lower and upper quartiles are equal.

Constituent: Chromium Analysis Run 6/9/2026 2:42 PM View: Outlier Tests

Plant Bowen Client: Southern Company Data: Bowen 1, 2, 9, & 10

Sanitas™ v.10.1.06e Software licensed to Groundwater Stats Consulting. UG

Tukey's Outlier Screening

GWA-50R (bg)

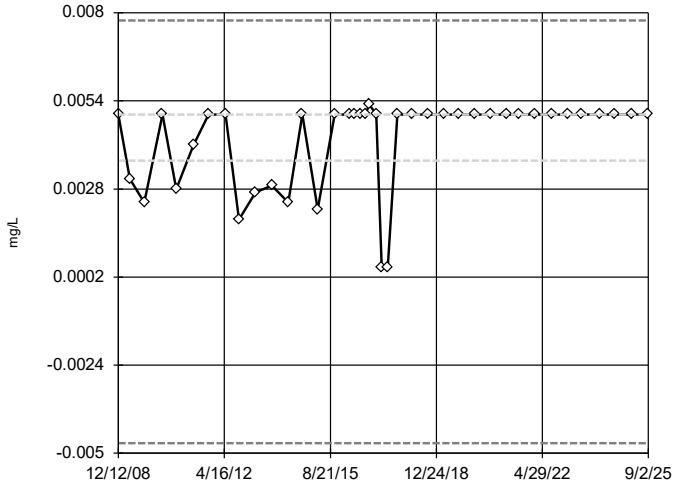

n = 40

No outliers found. Tukey's method selected by user.

Data were square transformed to achieve best W statistic (graph shown in original units).

High cutoff = 0.00777, low cutoff = -0.004707, based on IQR multiplier of 3.

Constituent: Chromium Analysis Run 6/9/2026 2:42 PM View: Outlier Tests

Plant Bowen Client: Southern Company Data: Bowen 1, 2, 9, & 10

Sanitas™ v.10.1.06e Software licensed to Groundwater Stats Consulting. UG

Tukey's Outlier Screening

GWC-5

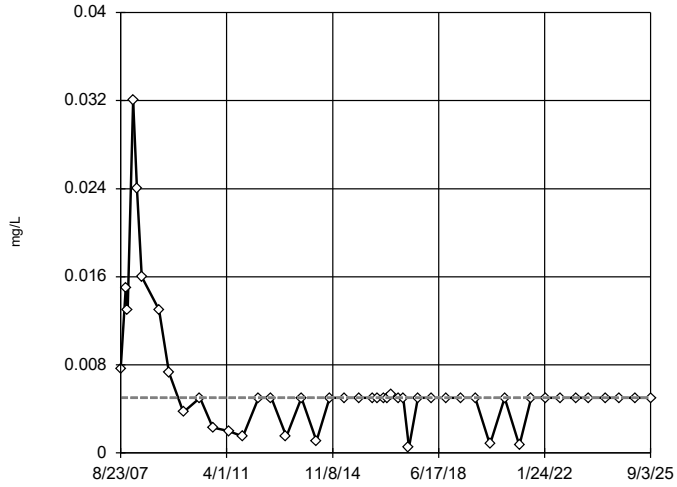

n = 46

No outliers found. Tukey's method selected by user.

Data were natural log transformed to achieve best W statistic (graph shown in original units).

The results were invalidated, because the lower and upper quartiles are equal.

Constituent: Chromium Analysis Run 6/9/2026 2:43 PM View: Outlier Tests

Plant Bowen Client: Southern Company Data: Bowen 1, 2, 9, & 10

Sanitas™ v.10.1.06e Software licensed to Groundwater Stats Consulting. UG

Tukey's Outlier Screening

GWC-6

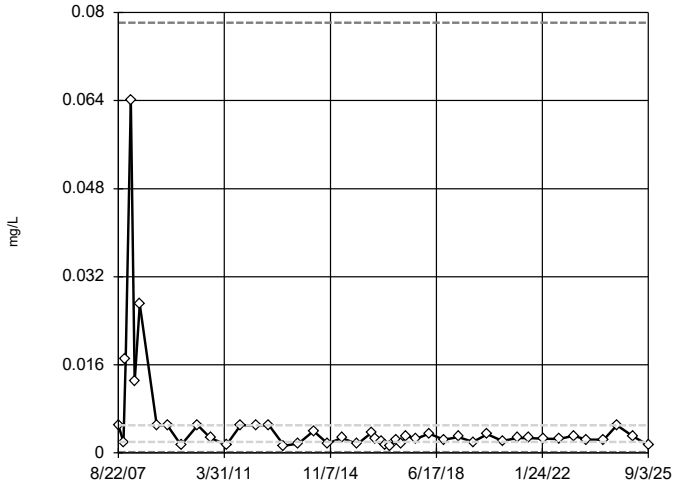

n = 46

No outliers found. Tukey's method selected by user.

Data were natural log transformed to achieve best W statistic (graph shown in original units).

High cutoff = 0.07812, low cutoff = 0.000128, based on IQR multiplier of 3.

Constituent: Chromium Analysis Run 6/9/2026 2:43 PM View: Outlier Tests

Plant Bowen Client: Southern Company Data: Bowen 1, 2, 9, & 10

Sanitas™ v.10.1.06e Software licensed to Groundwater Stats Consulting. UG

Tukey's Outlier Screening

GWC-6RZ

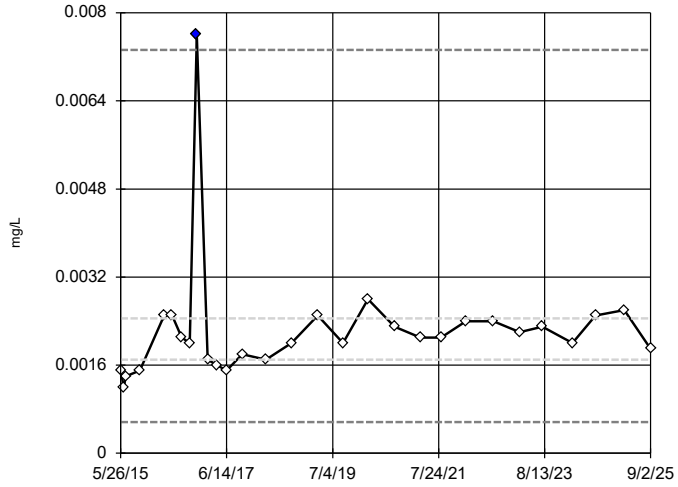

n = 29

Outlier is drawn as solid.
Tukey's method selected by user.

Data were natural log transformed to achieve best W statistic (graph shown in original units).

High cutoff = 0.007327, low cutoff = 0.0005683, based on IQR multiplier of 3.

Constituent: Chromium Analysis Run 6/9/2026 2:43 PM View: Outlier Tests

Plant Bowen Client: Southern Company Data: Bowen 1, 2, 9, & 10

Sanitas™ v.10.1.06e Software licensed to Groundwater Stats Consulting. UG

Tukey's Outlier Screening

GWC-7Z

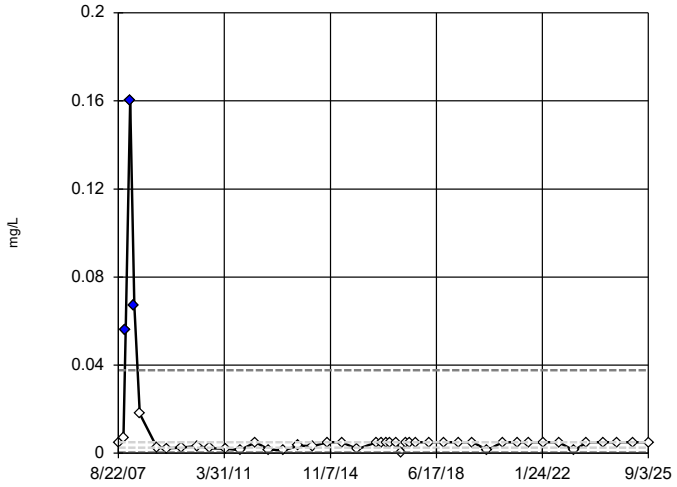

n = 46

Outliers are drawn as solid.
Tukey's method selected by user.

Data were natural log transformed to achieve best W statistic (graph shown in original units).

High cutoff = 0.03771, low cutoff = 0.000338, based on IQR multiplier of 3.

Constituent: Chromium Analysis Run 6/9/2026 2:43 PM View: Outlier Tests

Plant Bowen Client: Southern Company Data: Bowen 1, 2, 9, & 10

Sanitas™ v.10.1.06e Software licensed to Groundwater Stats Consulting. UG

Tukey's Outlier Screening

GWC-8RR

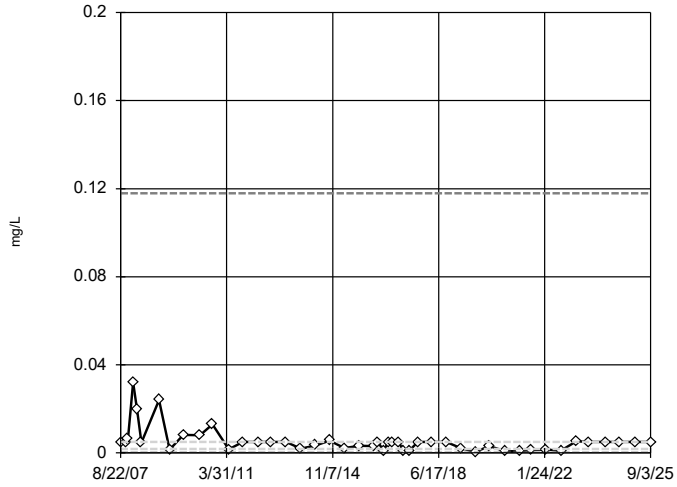

n = 46

No outliers found.
Tukey's method selected by user.

Data were natural log transformed to achieve best W statistic (graph shown in original units).

High cutoff = 0.1179, low cutoff = 0.00007393, based on IQR multiplier of 3.

Constituent: Chromium Analysis Run 6/9/2026 2:43 PM View: Outlier Tests

Plant Bowen Client: Southern Company Data: Bowen 1, 2, 9, & 10

Sanitas™ v.10.1.06e Software licensed to Groundwater Stats Consulting. UG

Tukey's Outlier Screening

GWC-8Z

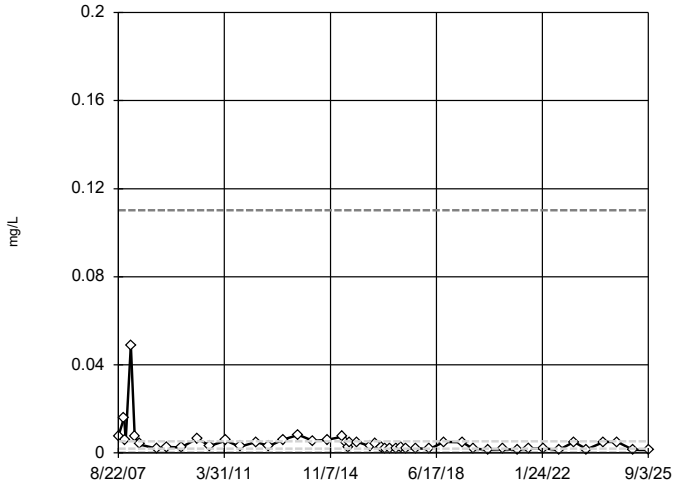

n = 49

No outliers found.
Tukey's method selected by user.

Data were natural log transformed to achieve best W statistic (graph shown in original units).

High cutoff = 0.1103, low cutoff = 0.00009037, based on IQR multiplier of 3.

Constituent: Chromium Analysis Run 6/9/2026 2:43 PM View: Outlier Tests

Plant Bowen Client: Southern Company Data: Bowen 1, 2, 9, & 10

Sanitas™ v.10.1.06e Software licensed to Groundwater Stats Consulting. UG

Tukey's Outlier Screening

GWC-9

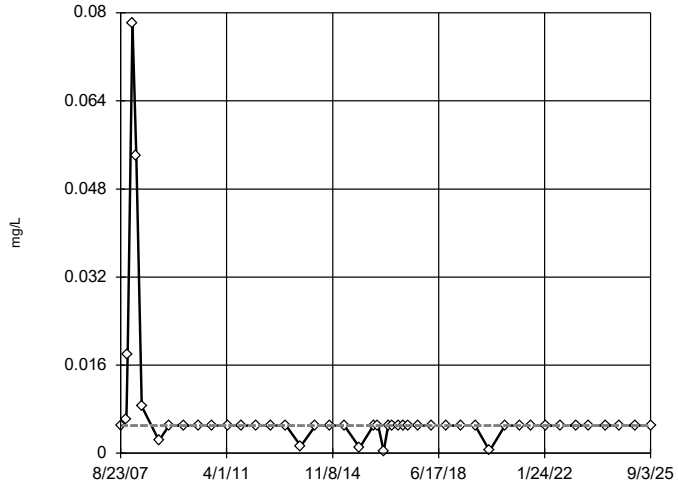

n = 46

No outliers found. Tukey's method selected by user.

Data were natural log transformed to achieve best W statistic (graph shown in original units).

The results were invalidated, because the lower and upper quartiles are equal.

Constituent: Chromium Analysis Run 6/9/2026 2:43 PM View: Outlier Tests

Plant Bowen Client: Southern Company Data: Bowen 1, 2, 9, & 10

Sanitas™ v.10.1.06e Software licensed to Groundwater Stats Consulting. UG

Tukey's Outlier Screening

GWC-10

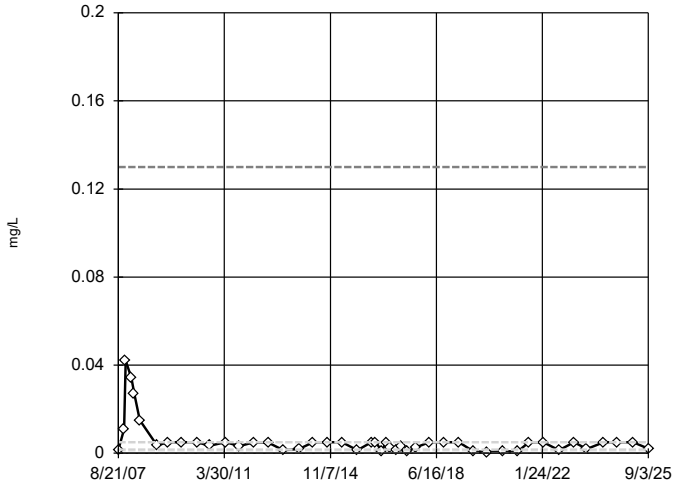

n = 46

No outliers found. Tukey's method selected by user.

Data were natural log transformed to achieve best W statistic (graph shown in original units).

High cutoff = 0.1299, low cutoff = 0.00006498, based on IQR multiplier of 3.

Constituent: Chromium Analysis Run 6/9/2026 2:43 PM View: Outlier Tests

Plant Bowen Client: Southern Company Data: Bowen 1, 2, 9, & 10

Sanitas™ v.10.1.06e Software licensed to Groundwater Stats Consulting. UG

Tukey's Outlier Screening

GWC-10R

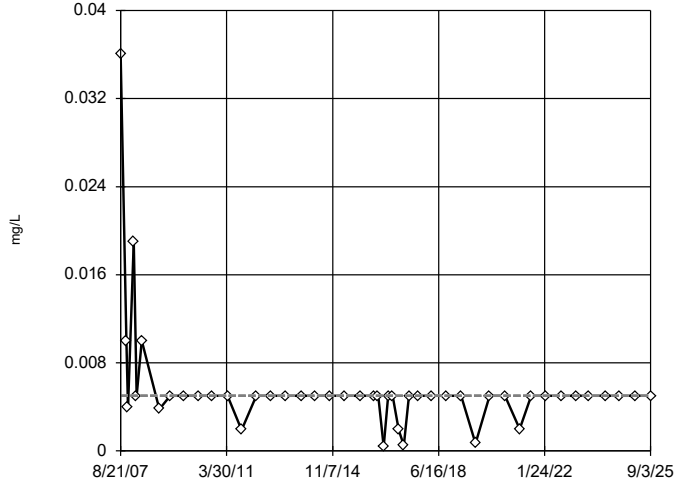

n = 46

No outliers found. Tukey's method selected by user.

Data were natural log transformed to achieve best W statistic (graph shown in original units).

The results were invalidated, because the lower and upper quartiles are equal.

Constituent: Chromium Analysis Run 6/9/2026 2:43 PM View: Outlier Tests

Plant Bowen Client: Southern Company Data: Bowen 1, 2, 9, & 10

Sanitas™ v.10.1.06e Software licensed to Groundwater Stats Consulting. UG

Tukey's Outlier Screening

GWC-11

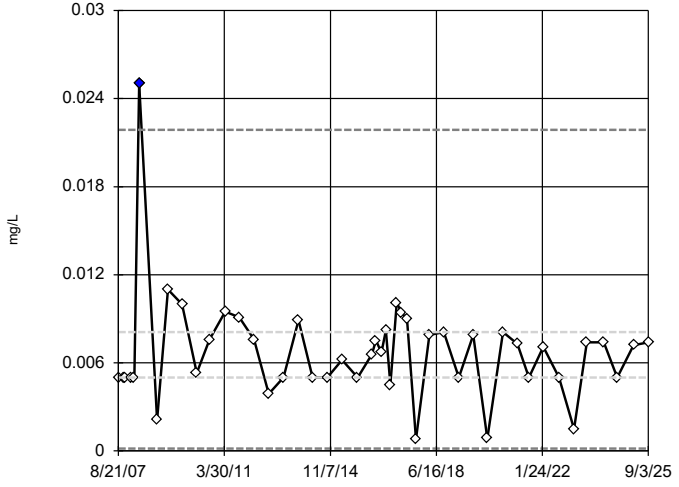

n = 46

Outlier is drawn as solid. Tukey's method selected by user.

Data were square root transformed to achieve best W statistic (graph shown in original units).

High cutoff = 0.02186, low cutoff = 0.0001649, based on IQR multiplier of 3.

Constituent: Chromium Analysis Run 6/9/2026 2:43 PM View: Outlier Tests

Plant Bowen Client: Southern Company Data: Bowen 1, 2, 9, & 10

Sanitas™ v.10.1.06e Software licensed to Groundwater Stats Consulting. UG

Tukey's Outlier Screening

GWC-11R

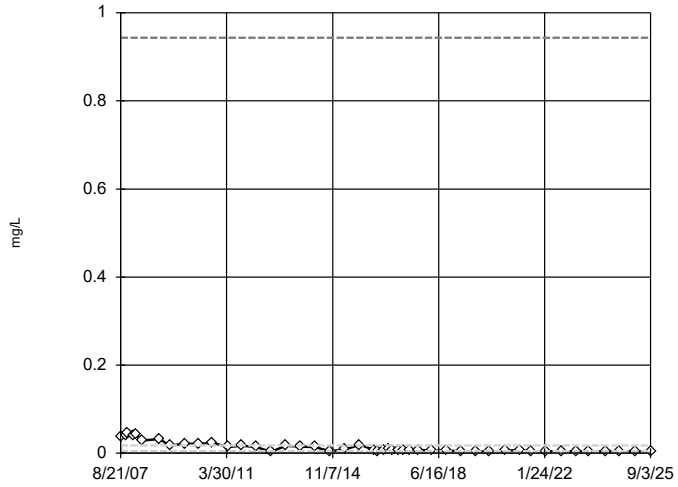

n = 46

No outliers found. Tukey's method selected by user.

Data were natural log transformed to achieve best W statistic (graph shown in original units).

High cutoff = 0.9434, low cutoff = 0.00009145, based on IQR multiplier of 3.

Constituent: Chromium Analysis Run 6/9/2026 2:43 PM View: Outlier Tests

Plant Bowen Client: Southern Company Data: Bowen 1, 2, 9, & 10

Sanitas™ v.10.1.06e Software licensed to Groundwater Stats Consulting. UG

Tukey's Outlier Screening

GWC-12

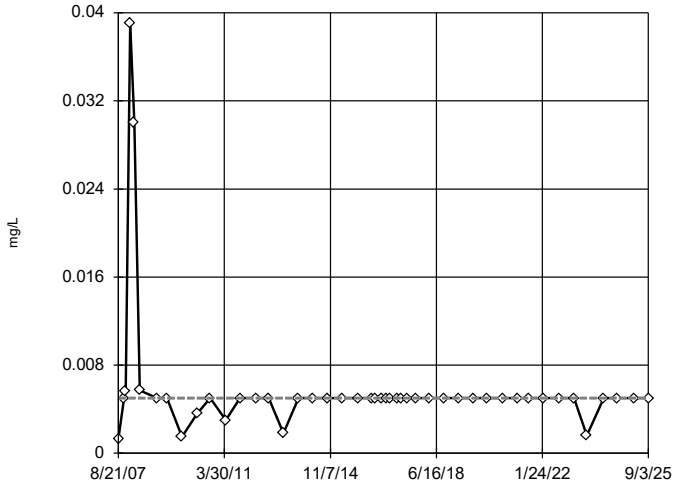

n = 46

No outliers found. Tukey's method selected by user.

Data were natural log transformed to achieve best W statistic (graph shown in original units).

The results were invalidated, because the lower and upper quartiles are equal.

Constituent: Chromium Analysis Run 6/9/2026 2:43 PM View: Outlier Tests

Plant Bowen Client: Southern Company Data: Bowen 1, 2, 9, & 10

Sanitas™ v.10.1.06e Software licensed to Groundwater Stats Consulting. UG

Tukey's Outlier Screening

GWC-13

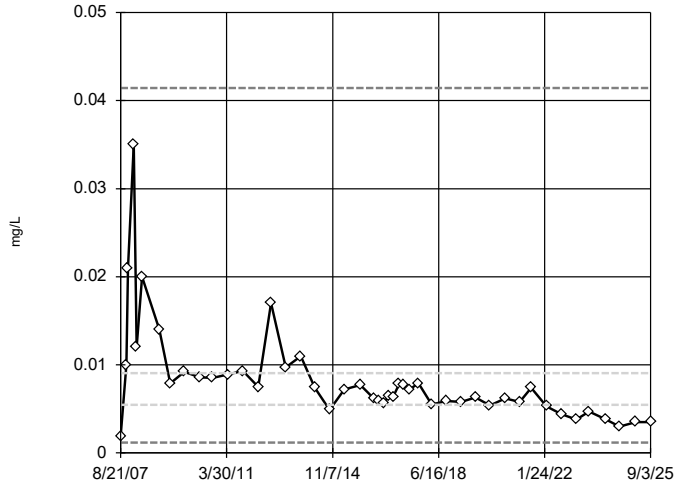

n = 46

No outliers found. Tukey's method selected by user.

Data were natural log transformed to achieve best W statistic (graph shown in original units).

High cutoff = 0.04142, low cutoff = 0.001191, based on IQR multiplier of 3.

Constituent: Chromium Analysis Run 6/9/2026 2:43 PM View: Outlier Tests

Plant Bowen Client: Southern Company Data: Bowen 1, 2, 9, & 10

Sanitas™ v.10.1.06e Software licensed to Groundwater Stats Consulting. UG

Tukey's Outlier Screening

GWC-13RZ

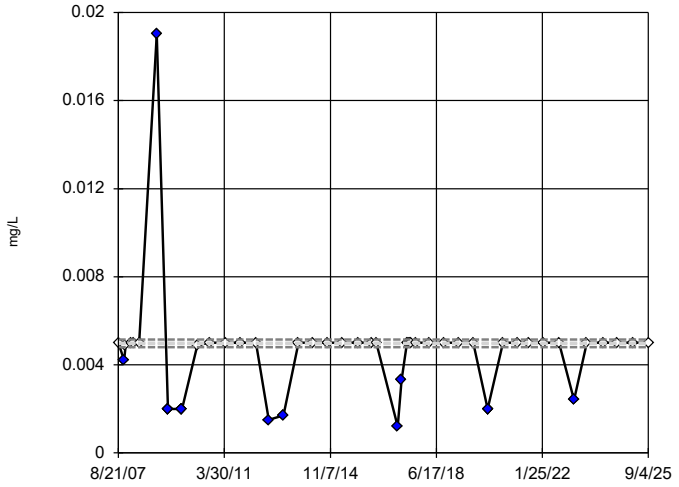

n = 46

Outliers are drawn as solid.
Tukey's method selected by user.

Data were natural log transformed to achieve best W statistic (graph shown in original units).

High cutoff = 0.005154, low cutoff = 0.004802, based on IQR multiplier of 3.

Constituent: Chromium Analysis Run 6/9/2026 2:43 PM View: Outlier Tests

Plant Bowen Client: Southern Company Data: Bowen 1, 2, 9, & 10

Tukey's Outlier Screening

GWC-14Z

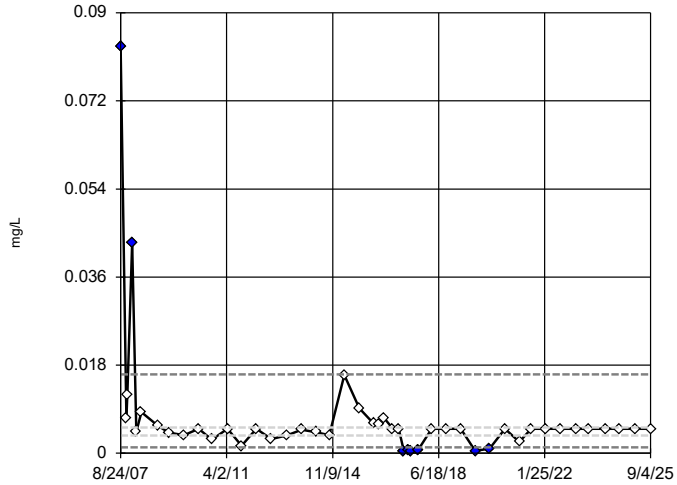

n = 46

Outliers are drawn as solid.
Tukey's method selected by user.

Data were natural log transformed to achieve best W statistic (graph shown in original units).

High cutoff = 0.01613, low cutoff = 0.001197, based on IQR multiplier of 3.

Constituent: Chromium Analysis Run 6/9/2026 2:43 PM View: Outlier Tests
Plant Bowen Client: Southern Company Data: Bowen 1, 2, 9, & 10

Sanitas™ v.10.1.06e Software licensed to Groundwater Stats Consulting. UG

Tukey's Outlier Screening

GWC-15R

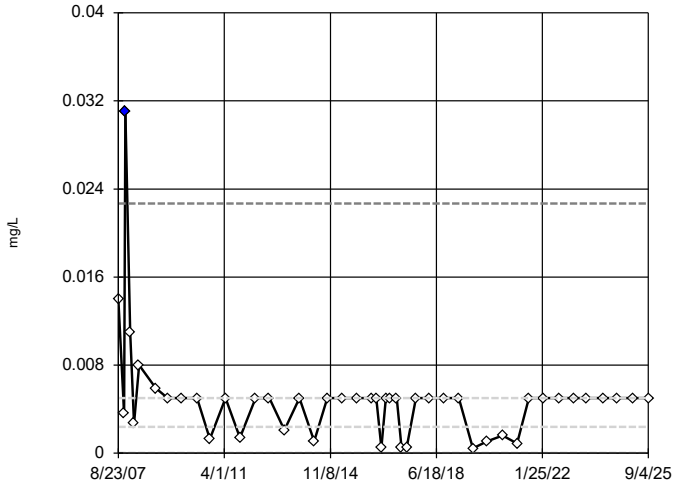

n = 46

Outlier is drawn as solid.
Tukey's method selected by user.

Data were cube root transformed to achieve best W statistic (graph shown in original units).

High cutoff = 0.02267, low cutoff = 0.0000101, based on IQR multiplier of 3.

Constituent: Chromium Analysis Run 6/9/2026 2:43 PM View: Outlier Tests
Plant Bowen Client: Southern Company Data: Bowen 1, 2, 9, & 10

Sanitas™ v.10.1.06e Software licensed to Groundwater Stats Consulting. UG

Tukey's Outlier Screening

GWC-15Z

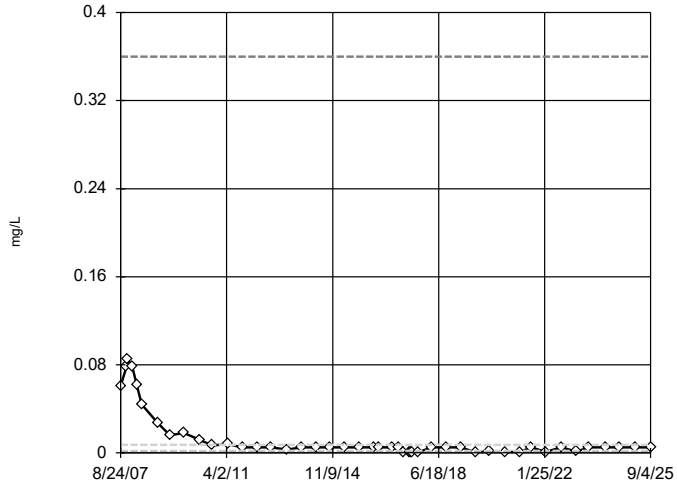

n = 46

No outliers found.
Tukey's method selected by user.

Data were natural log transformed to achieve best W statistic (graph shown in original units).

High cutoff = 0.36, low cutoff = 0.00004123, based on IQR multiplier of 3.

Constituent: Chromium Analysis Run 6/9/2026 2:43 PM View: Outlier Tests
Plant Bowen Client: Southern Company Data: Bowen 1, 2, 9, & 10

Sanitas™ v.10.1.06e Software licensed to Groundwater Stats Consulting. UG

Tukey's Outlier Screening

GWC-44

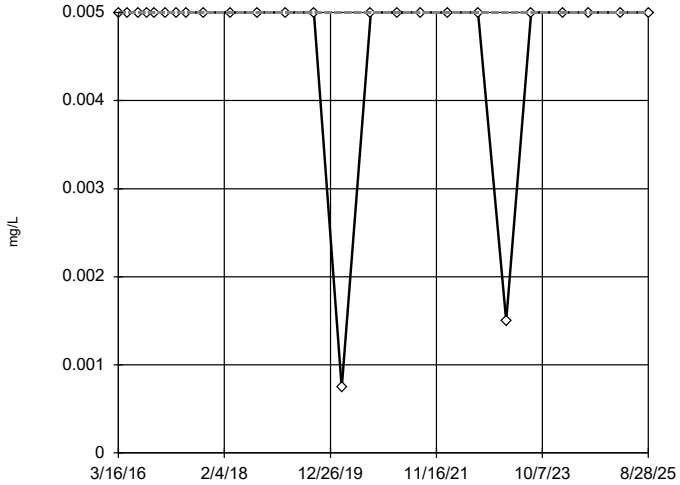

n = 25

No outliers found.
Tukey's method selected by user.

Data were cube root transformed to achieve best W statistic (graph shown in original units).

The results were invalidated, because the lower and upper quartiles are equal.

Constituent: Chromium Analysis Run 6/9/2026 2:43 PM View: Outlier Tests
Plant Bowen Client: Southern Company Data: Bowen 1, 2, 9, & 10

Sanitas™ v.10.1.06e Software licensed to Groundwater Stats Consulting. UG

Tukey's Outlier Screening

GWC-45

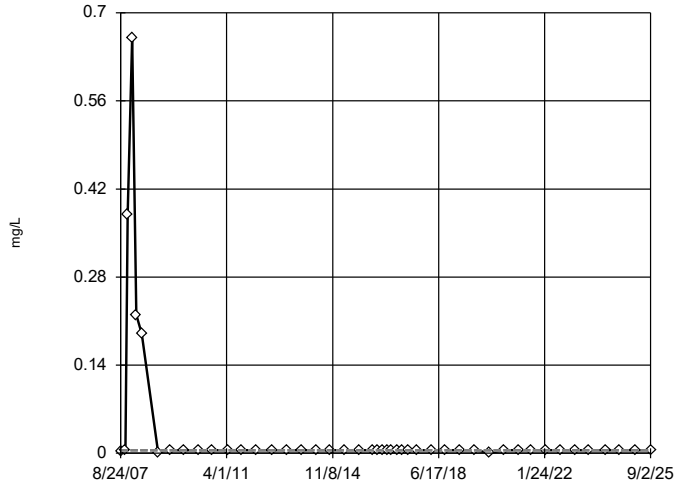

n = 46

No outliers found. Tukey's method selected by user.

Data were natural log transformed to achieve best W statistic (graph shown in original units).

The results were invalidated, because the lower and upper quartiles are equal.

Constituent: Chromium Analysis Run 6/9/2026 2:43 PM View: Outlier Tests

Plant Bowen Client: Southern Company Data: Bowen 1, 2, 9, & 10

Sanitas™ v.10.1.06e Software licensed to Groundwater Stats Consulting. UG

Tukey's Outlier Screening

GWC-45R

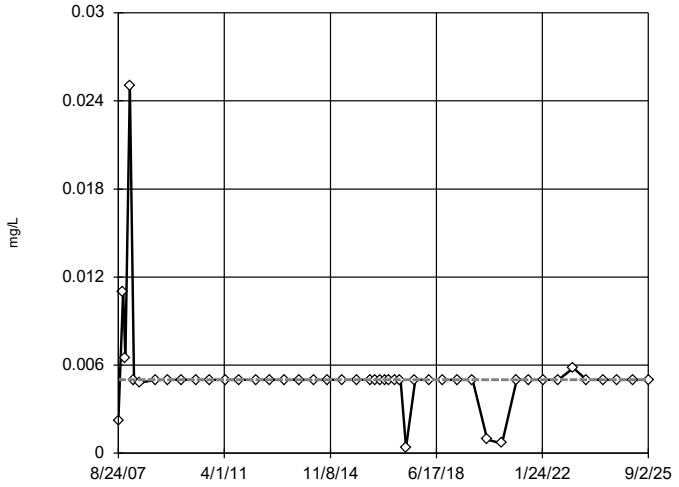

n = 46

No outliers found. Tukey's method selected by user.

Data were cube root transformed to achieve best W statistic (graph shown in original units).

The results were invalidated, because the lower and upper quartiles are equal.

Constituent: Chromium Analysis Run 6/9/2026 2:43 PM View: Outlier Tests

Plant Bowen Client: Southern Company Data: Bowen 1, 2, 9, & 10

Sanitas™ v.10.1.06e Software licensed to Groundwater Stats Consulting. UG

Tukey's Outlier Screening

GWC-46R

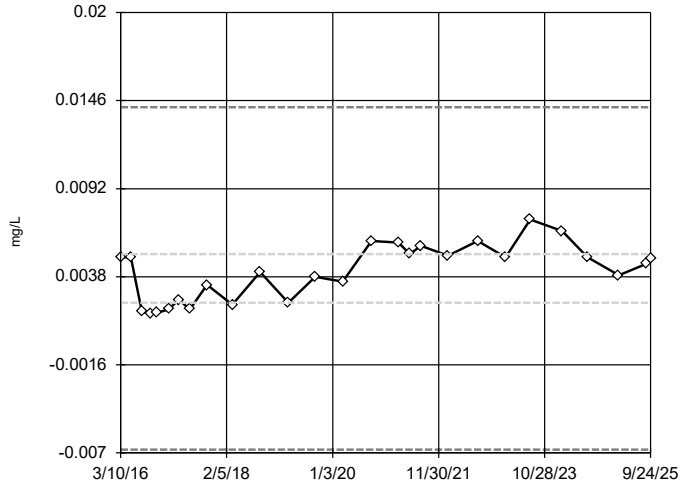

n = 27

No outliers found. Tukey's method selected by user.

Ladder of Powers transformations did not improve normality; analysis run on raw data.

High cutoff = 0.0142, low cutoff = -0.0068, based on IQR multiplier of 3.

Constituent: Chromium Analysis Run 6/9/2026 2:43 PM View: Outlier Tests

Plant Bowen Client: Southern Company Data: Bowen 1, 2, 9, & 10

Sanitas™ v.10.1.06e Software licensed to Groundwater Stats Consulting. UG

Tukey's Outlier Screening

GWC-47

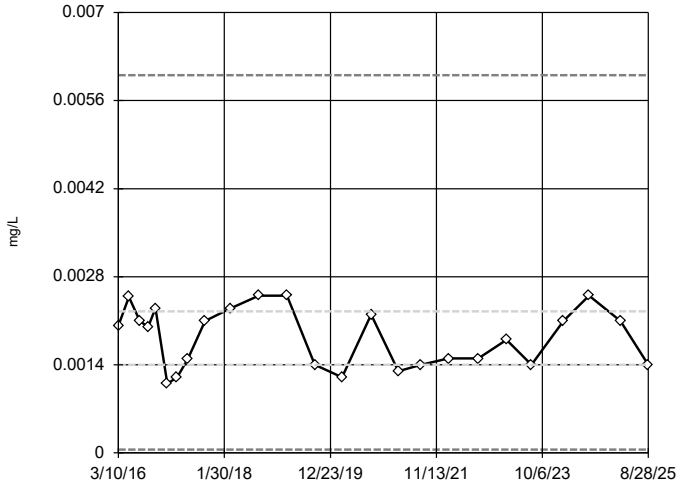

n = 25

No outliers found. Tukey's method selected by user.

Data were square root transformed to achieve best W statistic (graph shown in original units).

High cutoff = 0.006002, low cutoff = 0.00005436, based on IQR multiplier of 3.

Constituent: Chromium Analysis Run 6/9/2026 2:43 PM View: Outlier Tests

Plant Bowen Client: Southern Company Data: Bowen 1, 2, 9, & 10

Tukey's Outlier Screening

GWC-47R

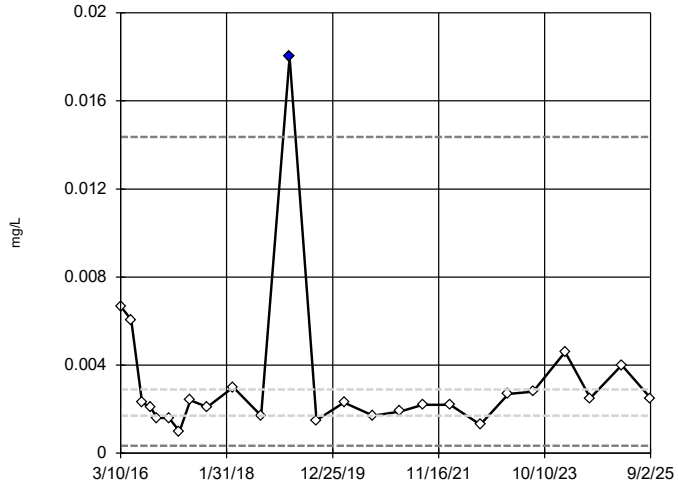

n = 25

Outlier is drawn as solid. Tukey's method selected by user.

Data were natural log transformed to achieve best W statistic (graph shown in original units).

High cutoff = 0.01436, low cutoff = 0.0003431, based on IQR multiplier of 3.

Constituent: Chromium Analysis Run 6/9/2026 2:43 PM View: Outlier Tests

Plant Bowen Client: Southern Company Data: Bowen 1, 2, 9, & 10

Sanitas™ v.10.1.06e Software licensed to Groundwater Stats Consulting. UG

Tukey's Outlier Screening

GWC-48

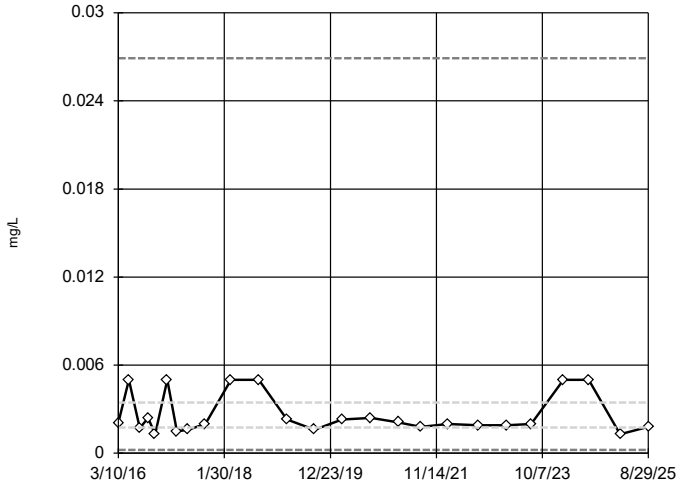

n = 25

No outliers found. Tukey's method selected by user.

Data were natural log transformed to achieve best W statistic (graph shown in original units).

High cutoff = 0.0269, low cutoff = 0.0002253, based on IQR multiplier of 3.

Constituent: Chromium Analysis Run 6/9/2026 2:43 PM View: Outlier Tests

Plant Bowen Client: Southern Company Data: Bowen 1, 2, 9, & 10

Sanitas™ v.10.1.06e Software licensed to Groundwater Stats Consulting. UG

Tukey's Outlier Screening

GWC-49R

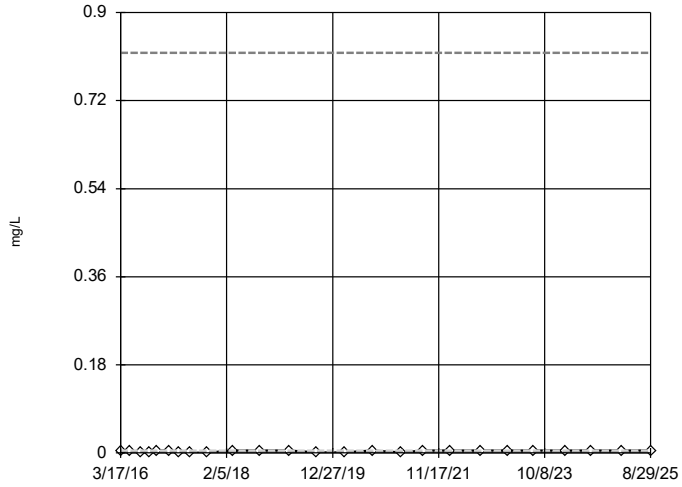

n = 25

No outliers found. Tukey's method selected by user.

Data were natural log transformed to achieve best W statistic (graph shown in original units).

High cutoff = 0.8177, low cutoff = 0.000005591, based on IQR multiplier of 3.

Constituent: Chromium Analysis Run 6/9/2026 2:43 PM View: Outlier Tests

Plant Bowen Client: Southern Company Data: Bowen 1, 2, 9, & 10

Sanitas™ v.10.1.06e Software licensed to Groundwater Stats Consulting. UG

Tukey's Outlier Screening

GWC-49Z

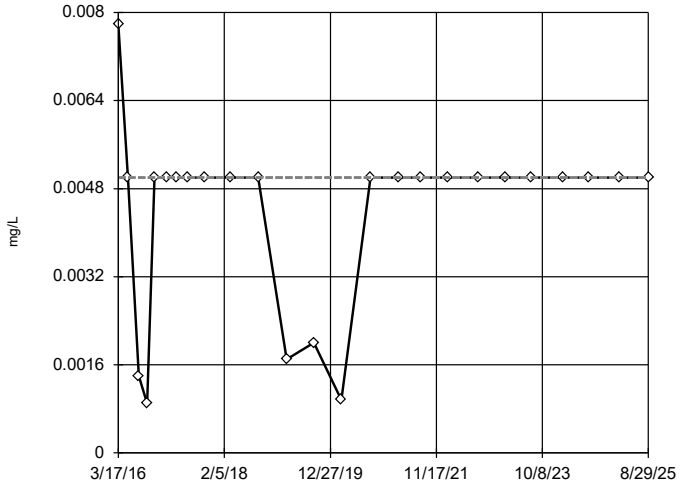

n = 25

No outliers found. Tukey's method selected by user.

Ladder of Powers transformations did not improve normality; analysis run on raw data.

The results were invalidated, because the lower and upper quartiles are equal.

Constituent: Chromium Analysis Run 6/9/2026 2:43 PM View: Outlier Tests

Plant Bowen Client: Southern Company Data: Bowen 1, 2, 9, & 10

Tukey's Outlier Screening

GWA-1 (bg)

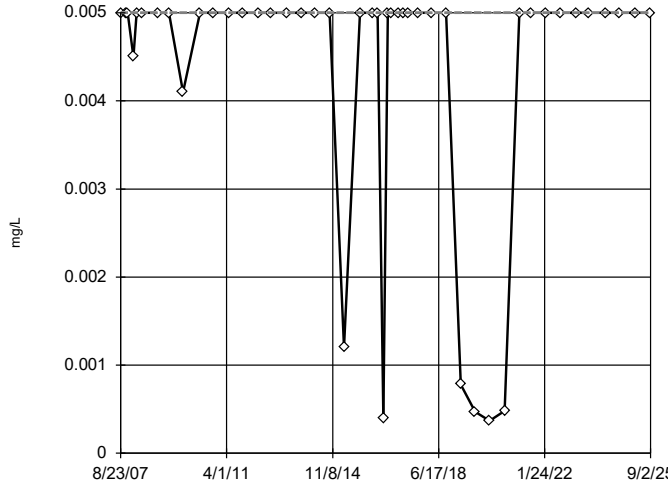

n = 46

No outliers found. Tukey's method selected by user.

Data were x^6 transformed to achieve best W statistic (graph shown in original units).

The results were invalidated, because the lower and upper quartiles are equal.

Constituent: Cobalt Analysis Run 6/9/2026 2:43 PM View: Outlier Tests

Plant Bowen Client: Southern Company Data: Bowen 1, 2, 9, & 10

Sanitas™ v.10.1.06e Software licensed to Groundwater Stats Consulting. UG

Tukey's Outlier Screening

GWA-2 (bg)

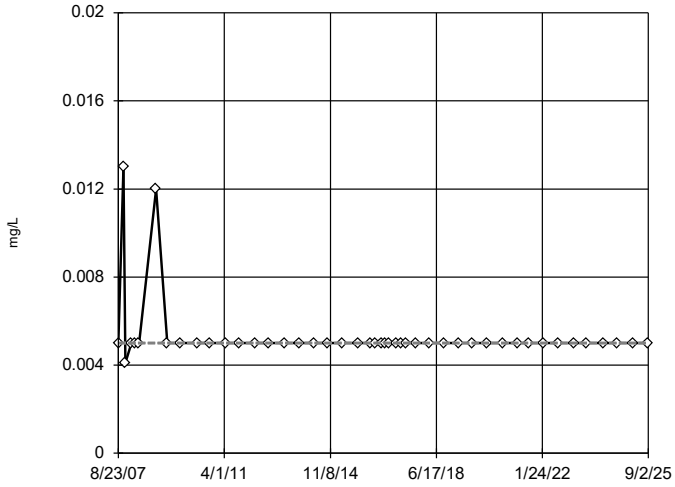

n = 46

No outliers found. Tukey's method selected by user.

Data were natural log transformed to achieve best W statistic (graph shown in original units).

The results were invalidated, because the lower and upper quartiles are equal.

Constituent: Cobalt Analysis Run 6/9/2026 2:43 PM View: Outlier Tests

Plant Bowen Client: Southern Company Data: Bowen 1, 2, 9, & 10

Sanitas™ v.10.1.06e Software licensed to Groundwater Stats Consulting. UG

Tukey's Outlier Screening

GWA-2R (bg)

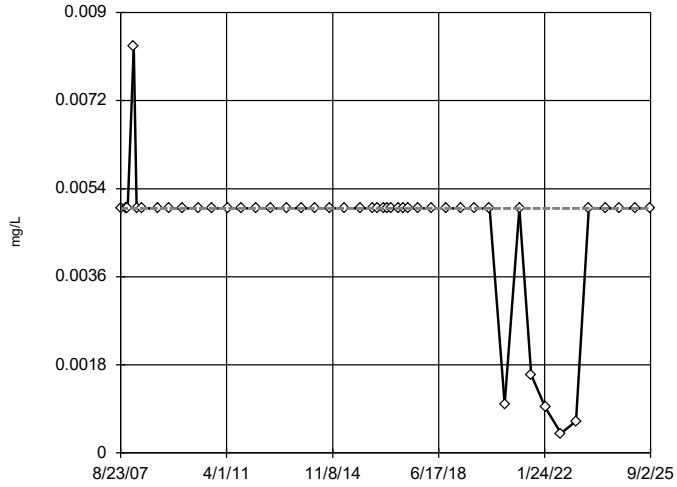

n = 46

No outliers found. Tukey's method selected by user.

Ladder of Powers transformations did not improve normality; analysis run on raw data.

The results were invalidated, because the lower and upper quartiles are equal.

Constituent: Cobalt Analysis Run 6/9/2026 2:43 PM View: Outlier Tests

Plant Bowen Client: Southern Company Data: Bowen 1, 2, 9, & 10

Sanitas™ v.10.1.06e Software licensed to Groundwater Stats Consulting. UG

Tukey's Outlier Screening

GWA-3A (bg)

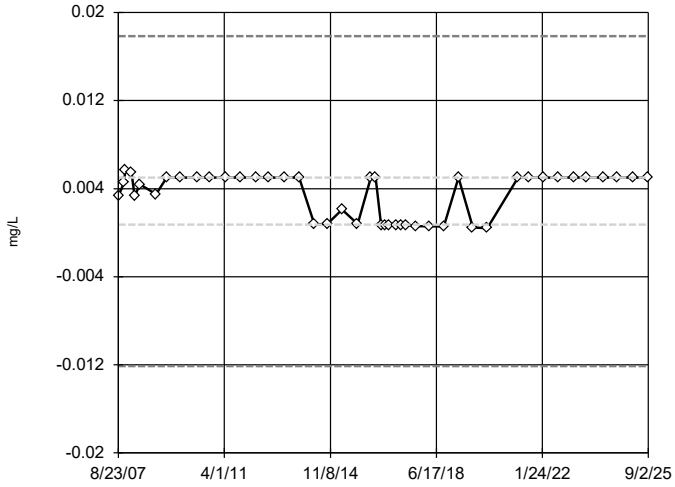

n = 45

No outliers found. Tukey's method selected by user.

Data were x^6 transformed to achieve best W statistic (graph shown in original units).

The results were invalidated, because both the lower and upper quartiles represent reporting limits.

Constituent: Cobalt Analysis Run 6/9/2026 2:43 PM View: Outlier Tests

Plant Bowen Client: Southern Company Data: Bowen 1, 2, 9, & 10

Sanitas™ v.10.1.06e Software licensed to Groundwater Stats Consulting. UG

Tukey's Outlier Screening

GWA-4RZ (bg)

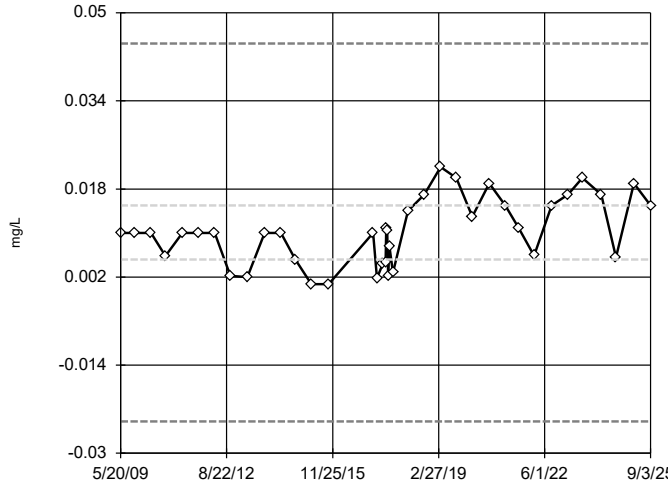

n = 39

No outliers found. Tukey's method selected by user.

Ladder of Powers transformations did not improve normality; analysis run on raw data.

High cutoff = 0.0444, low cutoff = -0.0242, based on IQR multiplier of 3.

Constituent: Cobalt Analysis Run 6/9/2026 2:43 PM View: Outlier Tests

Plant Bowen Client: Southern Company Data: Bowen 1, 2, 9, & 10

Sanitas™ v.10.1.06e Software licensed to Groundwater Stats Consulting. UG

Tukey's Outlier Screening

GWA-39RZ (bg)

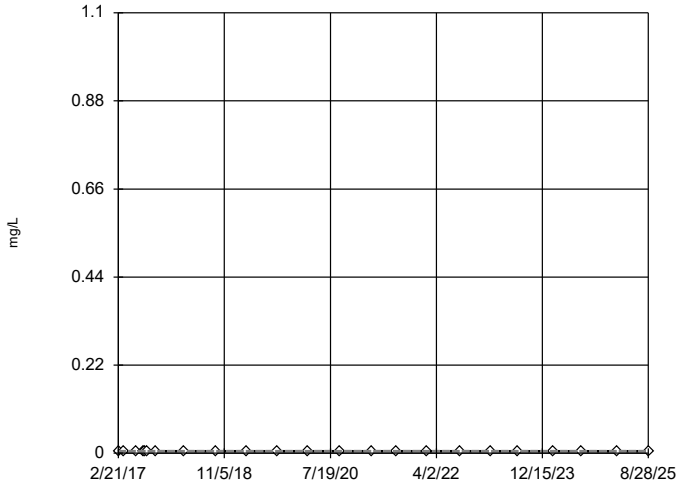

n = 23

No outliers found. Tukey's method selected by user.

All values are the same.

Constituent: Cobalt Analysis Run 6/9/2026 2:43 PM View: Outlier Tests

Plant Bowen Client: Southern Company Data: Bowen 1, 2, 9, & 10

Sanitas™ v.10.1.06e Software licensed to Groundwater Stats Consulting. UG

Tukey's Outlier Screening

GWA-39Z (bg)

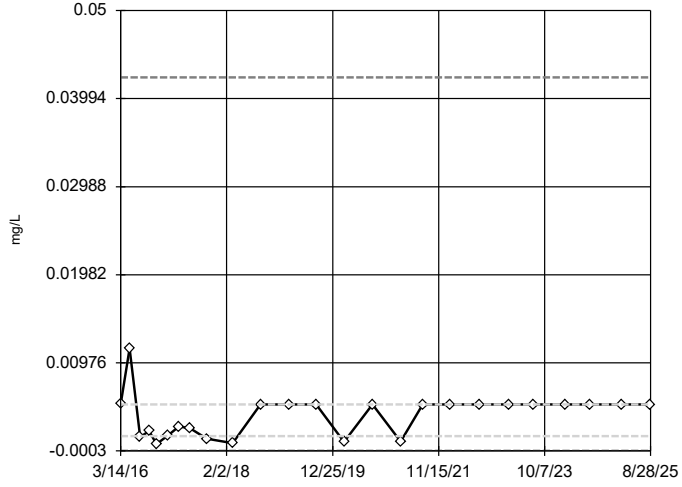

n = 25

No outliers found. Tukey's method selected by user.

Data were cube root transformed to achieve best W statistic (graph shown in original units).

High cutoff = 0.04235, low cutoff = -0.0002845, based on IQR multiplier of 3.

Constituent: Cobalt Analysis Run 6/9/2026 2:43 PM View: Outlier Tests

Plant Bowen Client: Southern Company Data: Bowen 1, 2, 9, & 10

Sanitas™ v.10.1.06e Software licensed to Groundwater Stats Consulting. UG

Tukey's Outlier Screening

GWA-40 (bg)

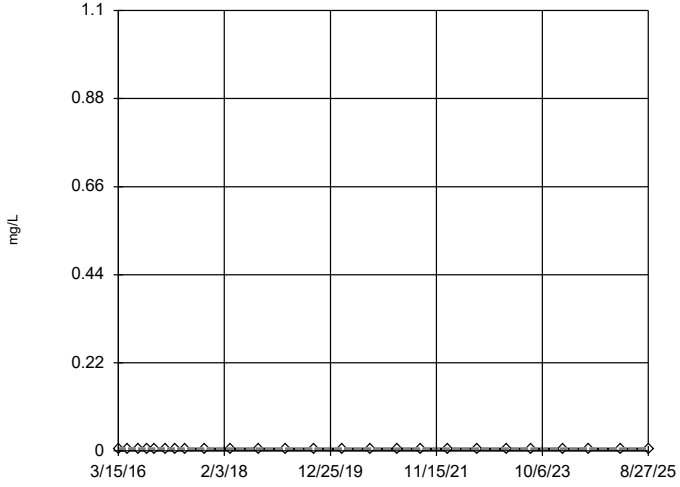

n = 25

No outliers found. Tukey's method selected by user.

All values are the same.

Constituent: Cobalt Analysis Run 6/9/2026 2:43 PM View: Outlier Tests

Plant Bowen Client: Southern Company Data: Bowen 1, 2, 9, & 10

Tukey's Outlier Screening

GWA-41 (bg)

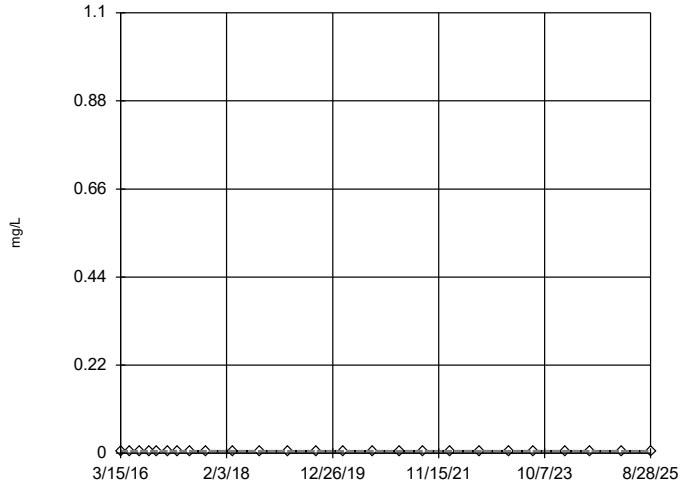

n = 25

No outliers found. Tukey's method selected by user.

All values are the same.

Constituent: Cobalt Analysis Run 6/9/2026 2:43 PM View: Outlier Tests

Plant Bowen Client: Southern Company Data: Bowen 1, 2, 9, & 10

Sanitas™ v.10.1.06e Software licensed to Groundwater Stats Consulting. UG

Tukey's Outlier Screening

GWA-41R (bg)

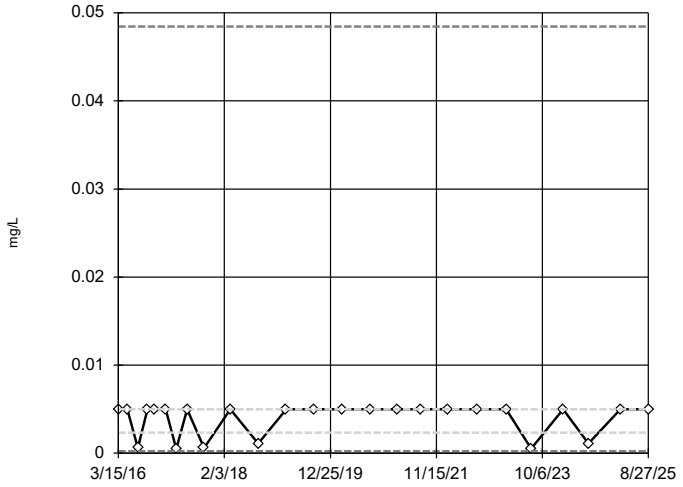

n = 25

No outliers found. Tukey's method selected by user.

Data were natural log transformed to achieve best W statistic (graph shown in original units).

High cutoff = 0.04845, low cutoff = 0.000242, based on IQR multiplier of 3.

Constituent: Cobalt Analysis Run 6/9/2026 2:43 PM View: Outlier Tests

Plant Bowen Client: Southern Company Data: Bowen 1, 2, 9, & 10

Sanitas™ v.10.1.06e Software licensed to Groundwater Stats Consulting. UG

Tukey's Outlier Screening

GWA-42 (bg)

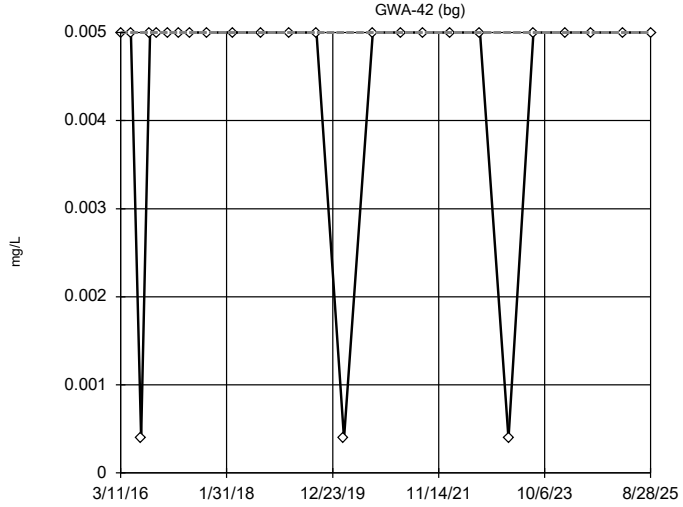

n = 25

No outliers found. Tukey's method selected by user.

Data were natural log transformed to achieve best W statistic (graph shown in original units).

The results were invalidated, because the lower and upper quartiles are equal.

Constituent: Cobalt Analysis Run 6/9/2026 2:43 PM View: Outlier Tests

Plant Bowen Client: Southern Company Data: Bowen 1, 2, 9, & 10

Sanitas™ v.10.1.06e Software licensed to Groundwater Stats Consulting. UG

Tukey's Outlier Screening

GWA-43 (bg)

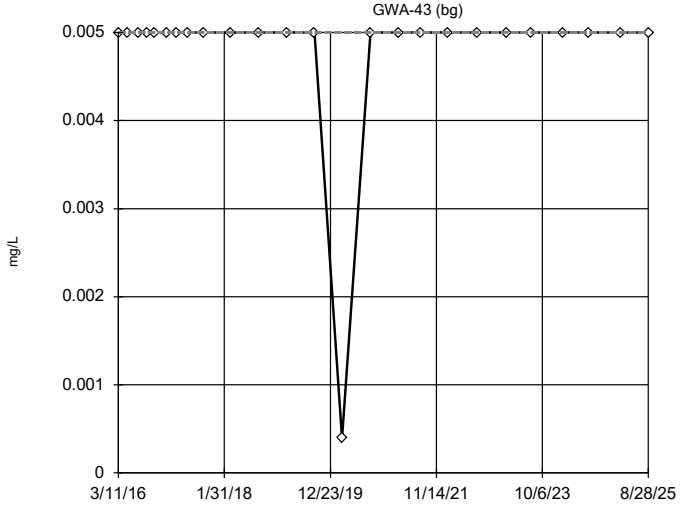

n = 25

No outliers found. Tukey's method selected by user.

Data were x^6 transformed to achieve best W statistic (graph shown in original units).

The results were invalidated, because the lower and upper quartiles are equal.

Constituent: Cobalt Analysis Run 6/9/2026 2:43 PM View: Outlier Tests

Plant Bowen Client: Southern Company Data: Bowen 1, 2, 9, & 10

Tukey's Outlier Screening

GWA-43R (bg)

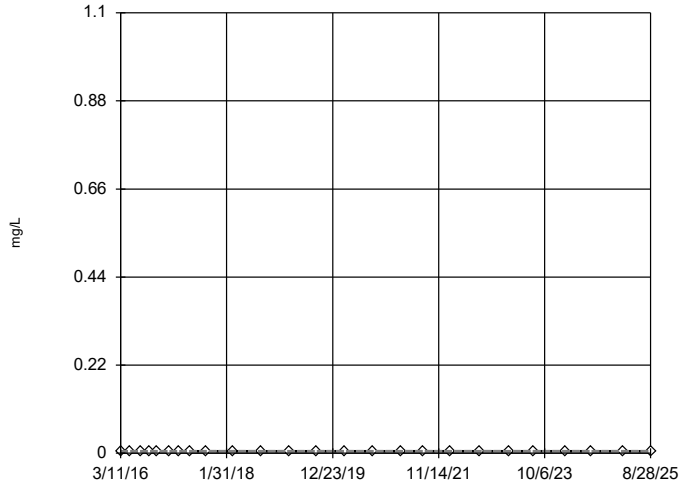

n = 25

No outliers found. Tukey's method selected by user.

All values are the same.

Constituent: Cobalt Analysis Run 6/9/2026 2:43 PM View: Outlier Tests

Plant Bowen Client: Southern Company Data: Bowen 1, 2, 9, & 10

Sanitas™ v.10.1.06e Software licensed to Groundwater Stats Consulting. UG

Tukey's Outlier Screening

GWA-50 (bg)

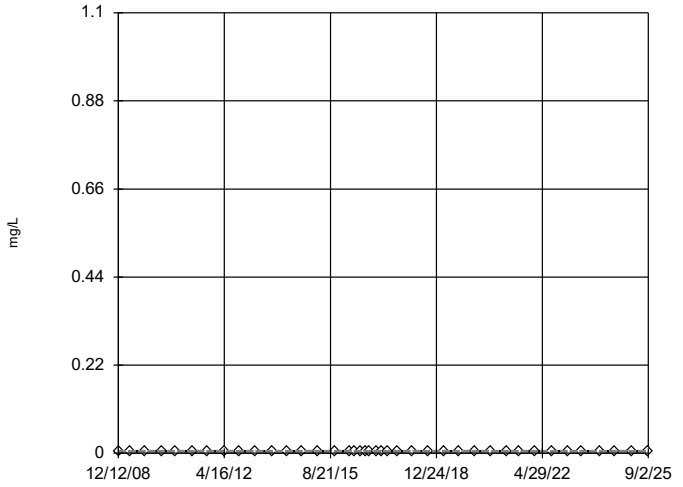

n = 40

No outliers found. Tukey's method selected by user.

All values are the same.

Constituent: Cobalt Analysis Run 6/9/2026 2:43 PM View: Outlier Tests

Plant Bowen Client: Southern Company Data: Bowen 1, 2, 9, & 10

Sanitas™ v.10.1.06e Software licensed to Groundwater Stats Consulting. UG

Tukey's Outlier Screening

GWA-50R (bg)

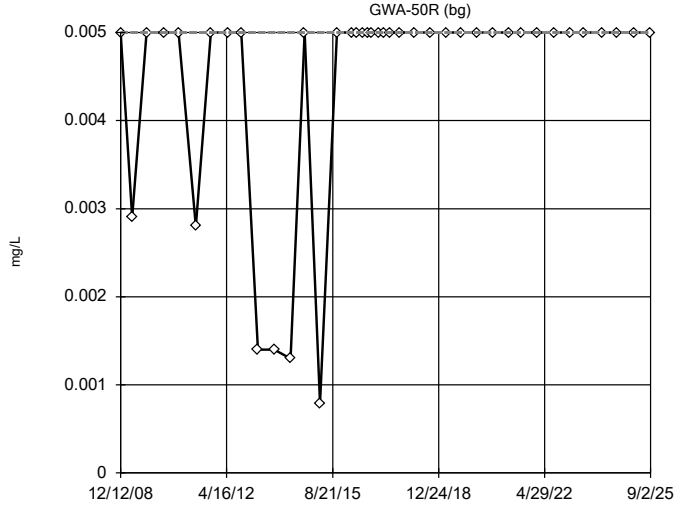

n = 40

No outliers found. Tukey's method selected by user.

Ladder of Powers transformations did not improve normality; analysis run on raw data.

The results were invalidated, because the lower and upper quartiles are equal.

Constituent: Cobalt Analysis Run 6/9/2026 2:43 PM View: Outlier Tests

Plant Bowen Client: Southern Company Data: Bowen 1, 2, 9, & 10

Sanitas™ v.10.1.06e Software licensed to Groundwater Stats Consulting. UG

Tukey's Outlier Screening

GWC-5

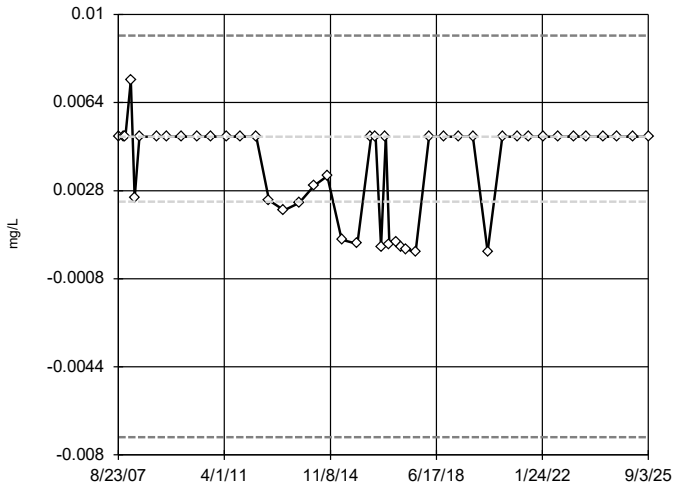

n = 46

No outliers found. Tukey's method selected by user.

Data were square transformed to achieve best W statistic (graph shown in original units).

High cutoff = 0.009134, low cutoff = -0.007273, based on IQR multiplier of 3.

Constituent: Cobalt Analysis Run 6/9/2026 2:43 PM View: Outlier Tests

Plant Bowen Client: Southern Company Data: Bowen 1, 2, 9, & 10

Tukey's Outlier Screening

GWC-6

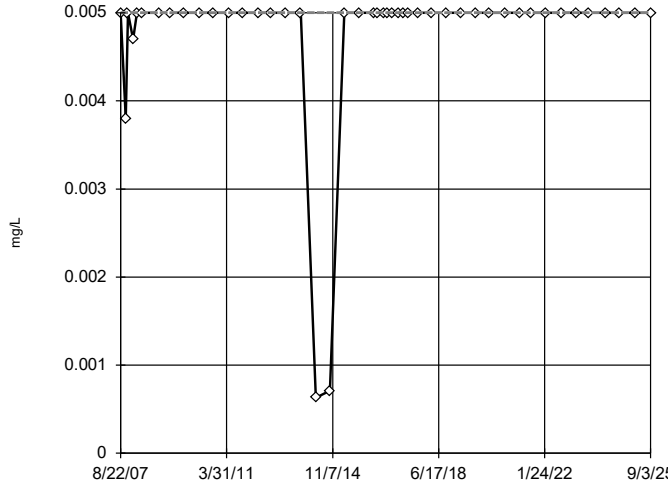

n = 46

No outliers found. Tukey's method selected by user.

Data were x^6 transformed to achieve best W statistic (graph shown in original units).

The results were invalidated, because the lower and upper quartiles are equal.

Constituent: Cobalt Analysis Run 6/9/2026 2:43 PM View: Outlier Tests

Plant Bowen Client: Southern Company Data: Bowen 1, 2, 9, & 10

Sanitas™ v.10.1.06e Software licensed to Groundwater Stats Consulting. UG

Tukey's Outlier Screening

GWC-6RZ

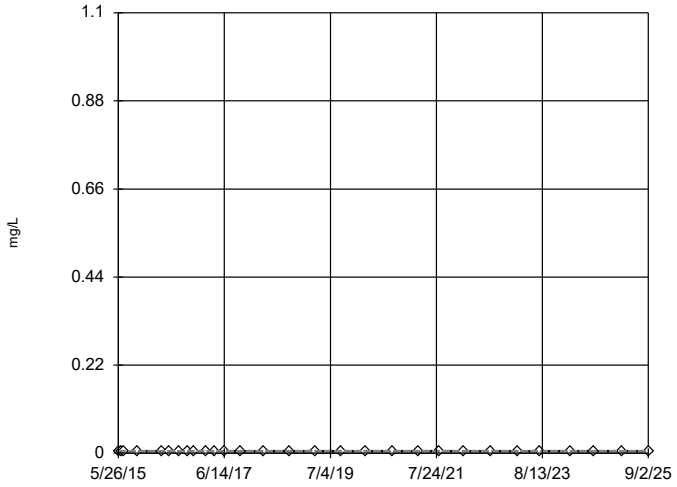

n = 29

No outliers found. Tukey's method selected by user.

All values are the same.

Constituent: Cobalt Analysis Run 6/9/2026 2:43 PM View: Outlier Tests

Plant Bowen Client: Southern Company Data: Bowen 1, 2, 9, & 10

Sanitas™ v.10.1.06e Software licensed to Groundwater Stats Consulting. UG

Tukey's Outlier Screening

GWC-7Z

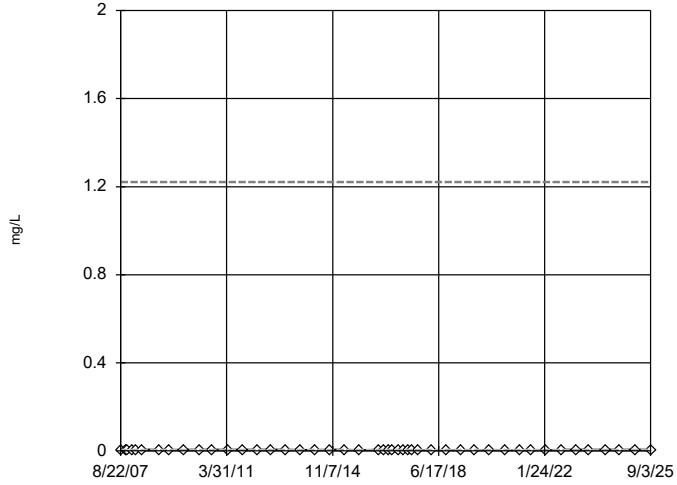

n = 46

No outliers found. Tukey's method selected by user.

Data were natural log transformed to achieve best W statistic (graph shown in original units).

High cutoff = 1.221, low cutoff = 0.000003277, based on IQR multiplier of 3.

Constituent: Cobalt Analysis Run 6/9/2026 2:43 PM View: Outlier Tests

Plant Bowen Client: Southern Company Data: Bowen 1, 2, 9, & 10

Sanitas™ v.10.1.06e Software licensed to Groundwater Stats Consulting. UG

Tukey's Outlier Screening

GWC-8RR

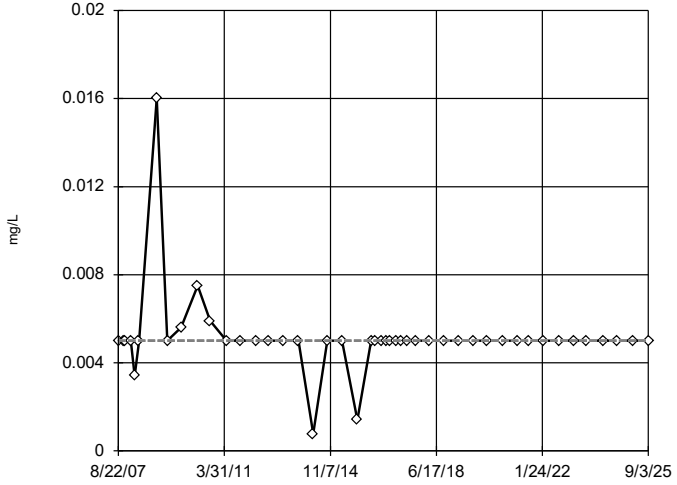

n = 46

No outliers found. Tukey's method selected by user.

Data were cube root transformed to achieve best W statistic (graph shown in original units).

The results were invalidated, because the lower and upper quartiles are equal.

Constituent: Cobalt Analysis Run 6/9/2026 2:43 PM View: Outlier Tests

Plant Bowen Client: Southern Company Data: Bowen 1, 2, 9, & 10

Sanitas™ v.10.1.06e Software licensed to Groundwater Stats Consulting. UG

Tukey's Outlier Screening

GWC-8Z

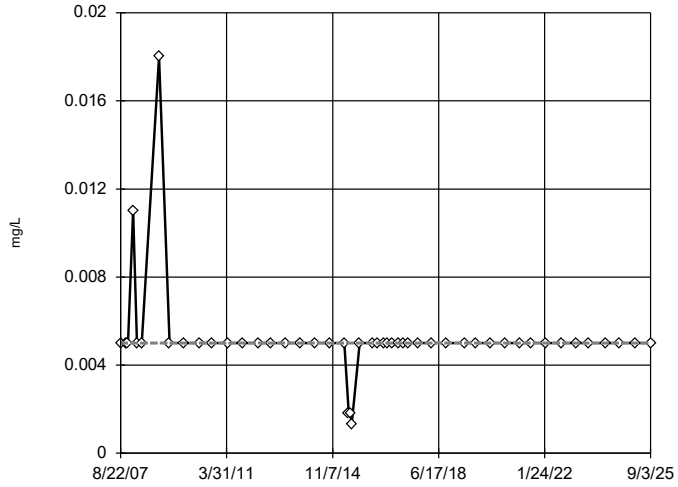

n = 49

No outliers found.
Tukey's method selected by user.

Data were natural log transformed to achieve best W statistic (graph shown in original units).

The results were invalidated, because the lower and upper quartiles are equal.

Constituent: Cobalt Analysis Run 6/9/2026 2:43 PM View: Outlier Tests
Plant Bowen Client: Southern Company Data: Bowen 1, 2, 9, & 10

Sanitas™ v.10.1.06e Software licensed to Groundwater Stats Consulting. UG

Tukey's Outlier Screening

GWC-9

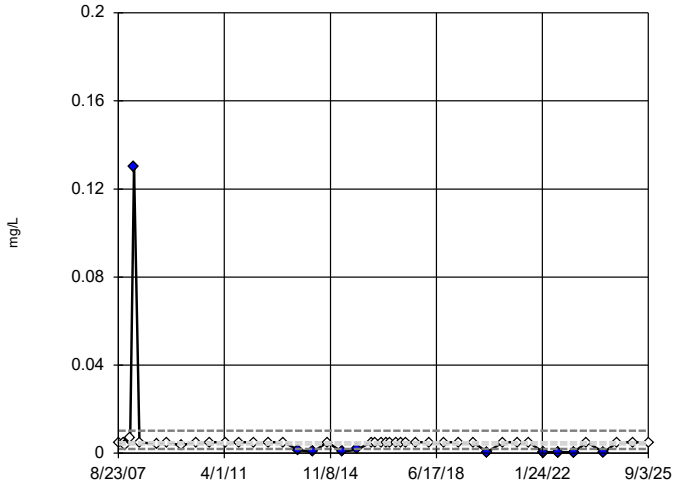

n = 46

Outliers are drawn as solid.
Tukey's method selected by user.

Data were natural log transformed to achieve best W statistic (graph shown in original units).

High cutoff = 0.0102, low cutoff = 0.001932, based on IQR multiplier of 3.

Constituent: Cobalt Analysis Run 6/9/2026 2:43 PM View: Outlier Tests
Plant Bowen Client: Southern Company Data: Bowen 1, 2, 9, & 10

Sanitas™ v.10.1.06e Software licensed to Groundwater Stats Consulting. UG

Tukey's Outlier Screening

GWC-10

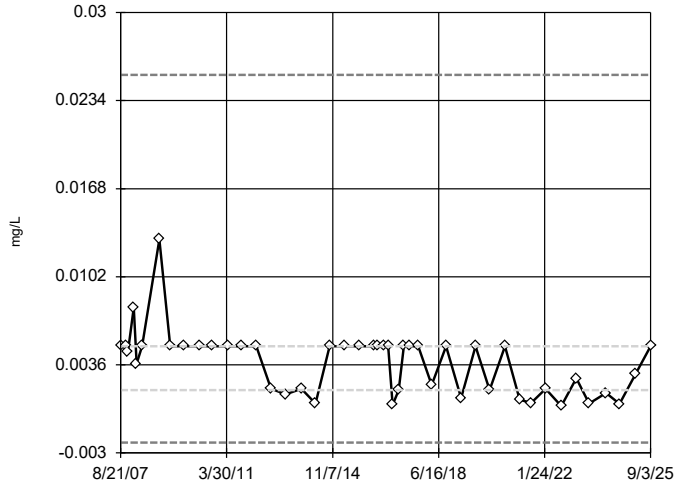

n = 46

No outliers found.
Tukey's method selected by user.

Data were square root transformed to achieve best W statistic (graph shown in original units).

High cutoff = 0.02533, low cutoff = -0.002229, based on IQR multiplier of 3.

Constituent: Cobalt Analysis Run 6/9/2026 2:43 PM View: Outlier Tests
Plant Bowen Client: Southern Company Data: Bowen 1, 2, 9, & 10

Sanitas™ v.10.1.06e Software licensed to Groundwater Stats Consulting. UG

Tukey's Outlier Screening

GWC-10R

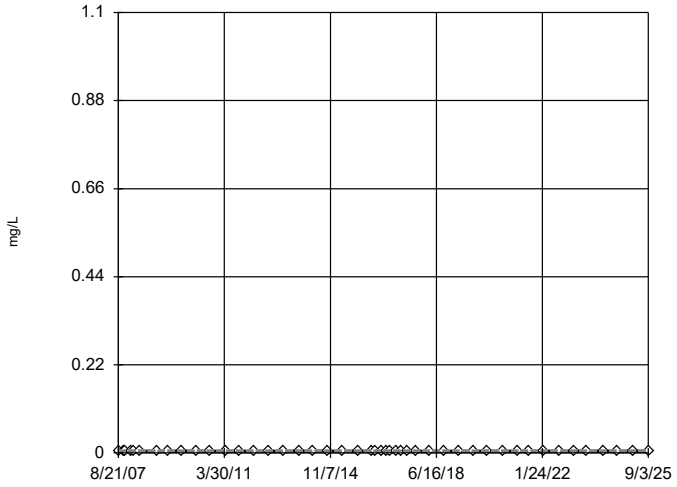

n = 46

No outliers found.
Tukey's method selected by user.

All values are the same.

Constituent: Cobalt Analysis Run 6/9/2026 2:43 PM View: Outlier Tests
Plant Bowen Client: Southern Company Data: Bowen 1, 2, 9, & 10

Tukey's Outlier Screening

GWC-11

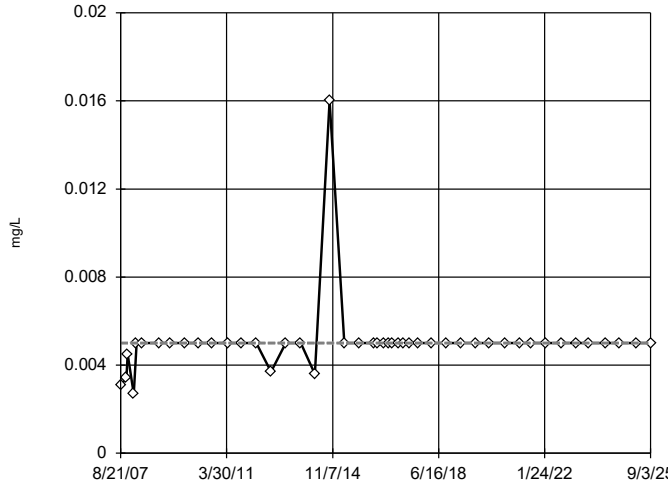

n = 46

No outliers found. Tukey's method selected by user.

Data were natural log transformed to achieve best W statistic (graph shown in original units).

The results were invalidated, because the lower and upper quartiles are equal.

Constituent: Cobalt Analysis Run 6/9/2026 2:43 PM View: Outlier Tests

Plant Bowen Client: Southern Company Data: Bowen 1, 2, 9, & 10

Sanitas™ v.10.1.06e Software licensed to Groundwater Stats Consulting. UG

Tukey's Outlier Screening

GWC-11R

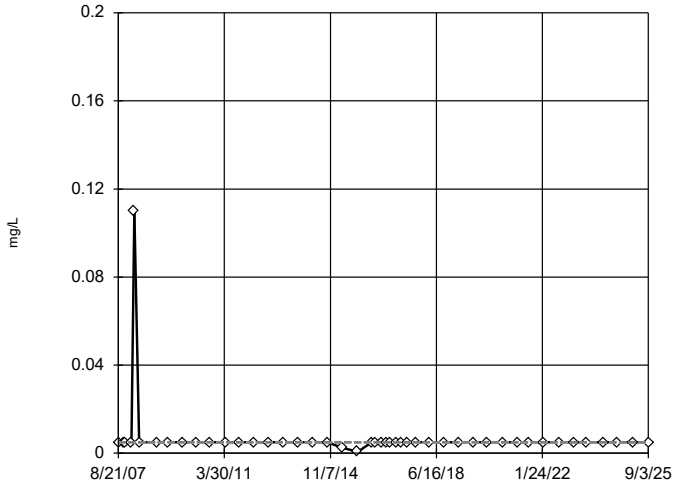

n = 46

No outliers found. Tukey's method selected by user.

Data were natural log transformed to achieve best W statistic (graph shown in original units).

The results were invalidated, because the lower and upper quartiles are equal.

Constituent: Cobalt Analysis Run 6/9/2026 2:43 PM View: Outlier Tests

Plant Bowen Client: Southern Company Data: Bowen 1, 2, 9, & 10

Sanitas™ v.10.1.06e Software licensed to Groundwater Stats Consulting. UG

Tukey's Outlier Screening

GWC-12

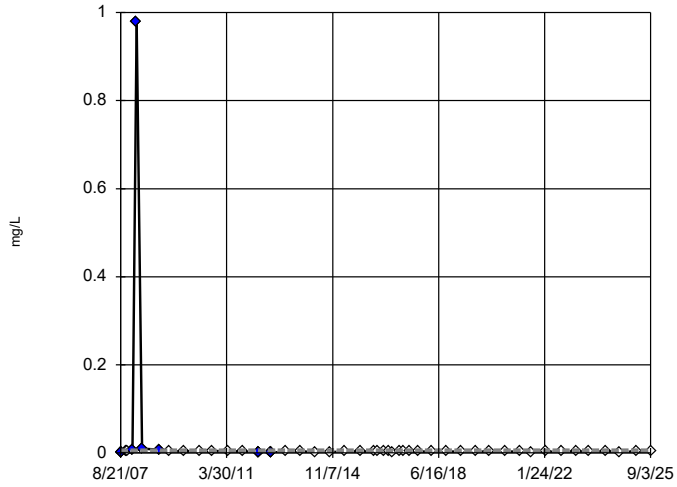

n = 46

Outliers are drawn as solid.
Tukey's method selected by user.

Data were natural log transformed to achieve best W statistic (graph shown in original units).

High cutoff = 0.007294, low cutoff = 0.001452, based on IQR multiplier of 3.

Constituent: Cobalt Analysis Run 6/9/2026 2:43 PM View: Outlier Tests

Plant Bowen Client: Southern Company Data: Bowen 1, 2, 9, & 10

Sanitas™ v.10.1.06e Software licensed to Groundwater Stats Consulting. UG

Tukey's Outlier Screening

GWC-13

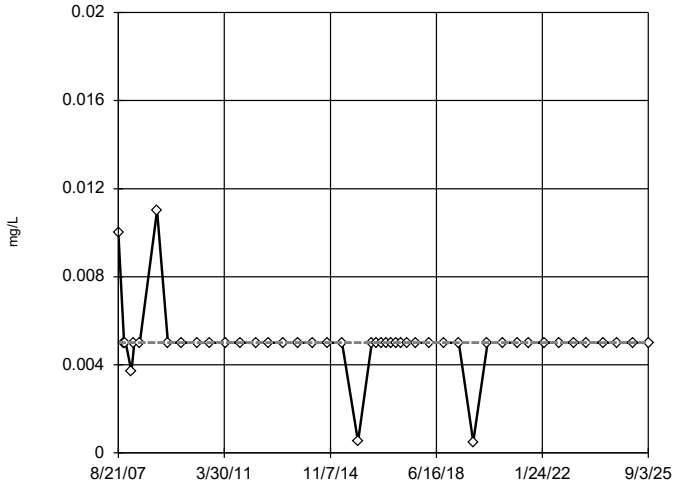

n = 46

No outliers found. Tukey's method selected by user.

Ladder of Powers transformations did not improve normality; analysis run on raw data.

The results were invalidated, because the lower and upper quartiles are equal.

Constituent: Cobalt Analysis Run 6/9/2026 2:43 PM View: Outlier Tests

Plant Bowen Client: Southern Company Data: Bowen 1, 2, 9, & 10

Tukey's Outlier Screening

GWC-13RZ

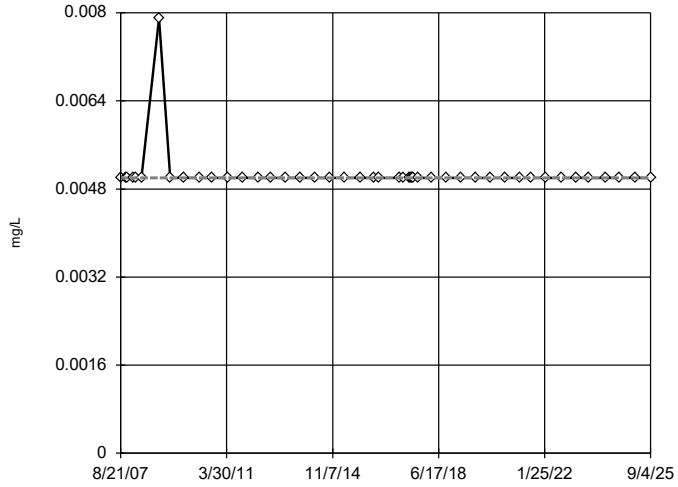

n = 46

No outliers found. Tukey's method selected by user.

Data were square root transformed to achieve best W statistic (graph shown in original units).

The results were invalidated, because the lower and upper quartiles are equal.

Constituent: Cobalt Analysis Run 6/9/2026 2:43 PM View: Outlier Tests

Plant Bowen Client: Southern Company Data: Bowen 1, 2, 9, & 10

Sanitas™ v.10.1.06e Software licensed to Groundwater Stats Consulting. UG

Tukey's Outlier Screening

GWC-14Z

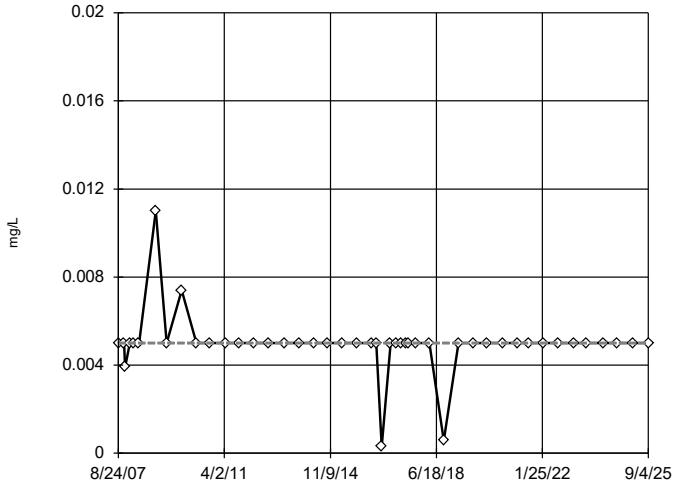

n = 46

No outliers found. Tukey's method selected by user.

Ladder of Powers transformations did not improve normality; analysis run on raw data.

The results were invalidated, because the lower and upper quartiles are equal.

Constituent: Cobalt Analysis Run 6/9/2026 2:43 PM View: Outlier Tests

Plant Bowen Client: Southern Company Data: Bowen 1, 2, 9, & 10

Sanitas™ v.10.1.06e Software licensed to Groundwater Stats Consulting. UG

Tukey's Outlier Screening

GWC-15R

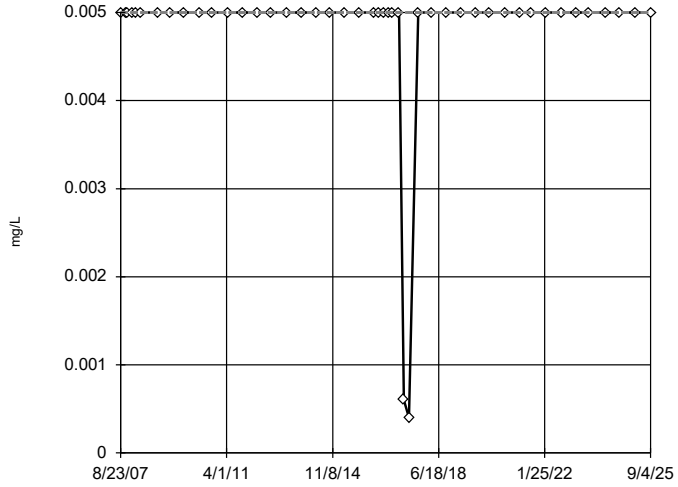

n = 46

No outliers found. Tukey's method selected by user.

Data were natural log transformed to achieve best W statistic (graph shown in original units).

The results were invalidated, because the lower and upper quartiles are equal.

Constituent: Cobalt Analysis Run 6/9/2026 2:43 PM View: Outlier Tests

Plant Bowen Client: Southern Company Data: Bowen 1, 2, 9, & 10

Sanitas™ v.10.1.06e Software licensed to Groundwater Stats Consulting. UG

Tukey's Outlier Screening

GWC-15Z

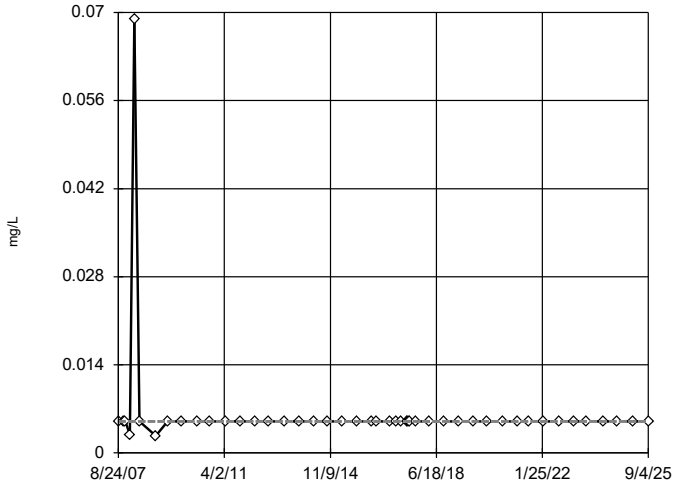

n = 46

No outliers found. Tukey's method selected by user.

Data were natural log transformed to achieve best W statistic (graph shown in original units).

The results were invalidated, because the lower and upper quartiles are equal.

Constituent: Cobalt Analysis Run 6/9/2026 2:43 PM View: Outlier Tests

Plant Bowen Client: Southern Company Data: Bowen 1, 2, 9, & 10

Tukey's Outlier Screening

GWC-44

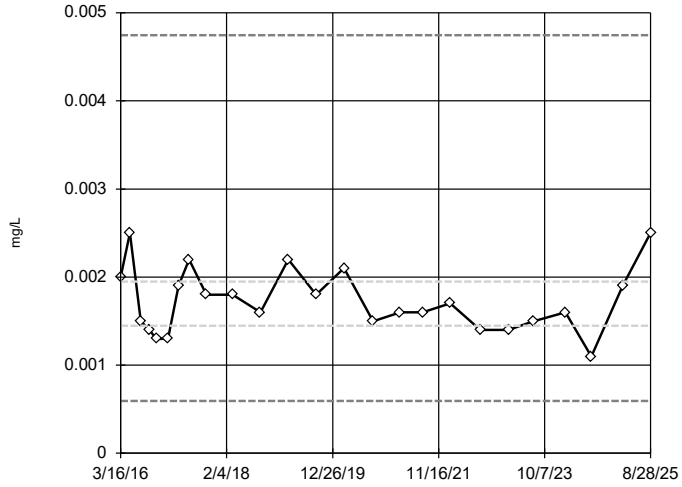

n = 25

No outliers found. Tukey's method selected by user.

Data were natural log transformed to achieve best W statistic (graph shown in original units).

High cutoff = 0.004745, low cutoff = 0.0005953, based on IQR multiplier of 3.

Constituent: Cobalt Analysis Run 6/9/2026 2:43 PM View: Outlier Tests

Plant Bowen Client: Southern Company Data: Bowen 1, 2, 9, & 10

Sanitas™ v.10.1.06e Software licensed to Groundwater Stats Consulting. UG

Tukey's Outlier Screening

GWC-45

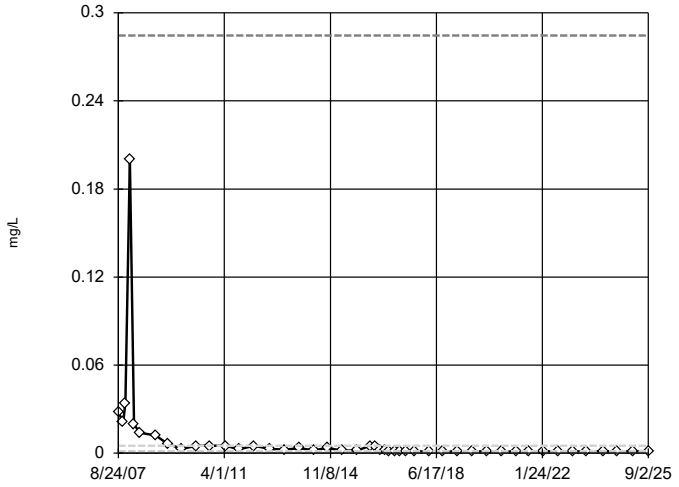

n = 46

No outliers found. Tukey's method selected by user.

Data were natural log transformed to achieve best W statistic (graph shown in original units).

High cutoff = 0.2845, low cutoff = 0.00002285, based on IQR multiplier of 3.

Constituent: Cobalt Analysis Run 6/9/2026 2:43 PM View: Outlier Tests

Plant Bowen Client: Southern Company Data: Bowen 1, 2, 9, & 10

Sanitas™ v.10.1.06e Software licensed to Groundwater Stats Consulting. UG

Tukey's Outlier Screening

GWC-45R

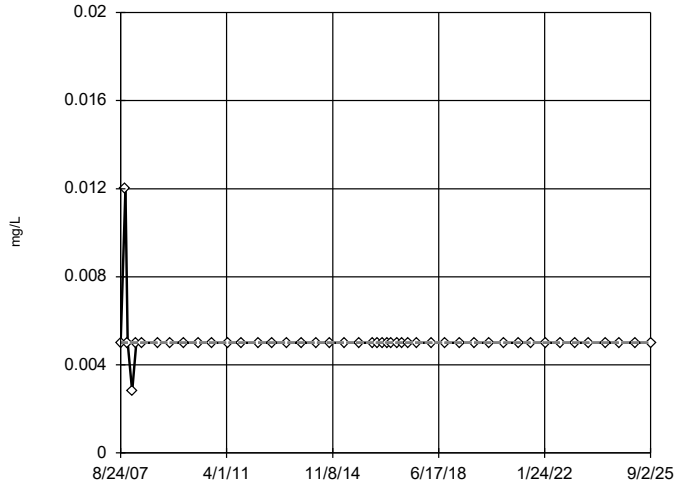

n = 46

No outliers found. Tukey's method selected by user.

Data were natural log transformed to achieve best W statistic (graph shown in original units).

The results were invalidated, because the lower and upper quartiles are equal.

Constituent: Cobalt Analysis Run 6/9/2026 2:43 PM View: Outlier Tests

Plant Bowen Client: Southern Company Data: Bowen 1, 2, 9, & 10

Sanitas™ v.10.1.06e Software licensed to Groundwater Stats Consulting. UG

Tukey's Outlier Screening

GWC-46R

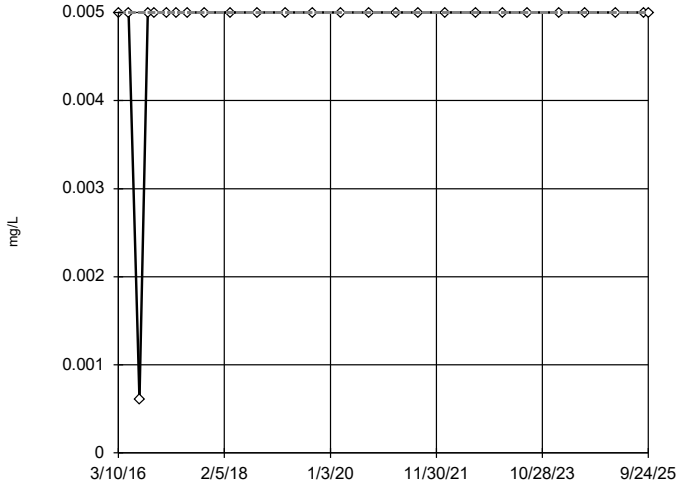

n = 26

No outliers found. Tukey's method selected by user.

Data were cube transformed to achieve best W statistic (graph shown in original units).

The results were invalidated, because the lower and upper quartiles are equal.

Constituent: Cobalt Analysis Run 6/9/2026 2:44 PM View: Outlier Tests

Plant Bowen Client: Southern Company Data: Bowen 1, 2, 9, & 10

Tukey's Outlier Screening

GWC-47

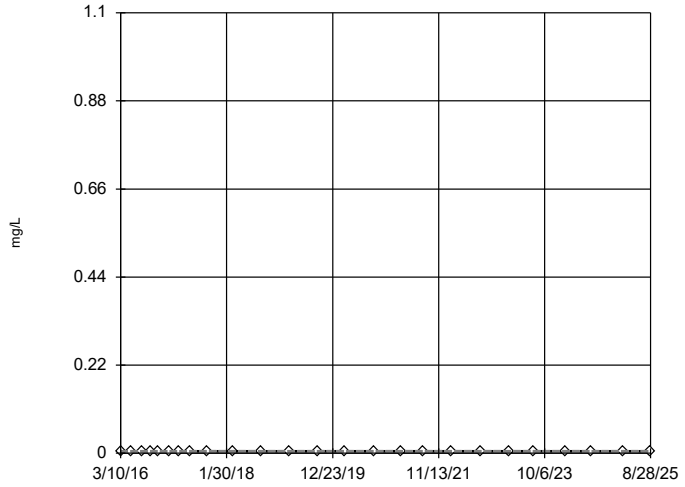

n = 25

No outliers found. Tukey's method select-ed by user.

All values are the same.

Constituent: Cobalt Analysis Run 6/9/2026 2:44 PM View: Outlier Tests

Plant Bowen Client: Southern Company Data: Bowen 1, 2, 9, & 10

Sanitas™ v.10.1.06e Software licensed to Groundwater Stats Consulting. UG

Tukey's Outlier Screening

GWC-47R

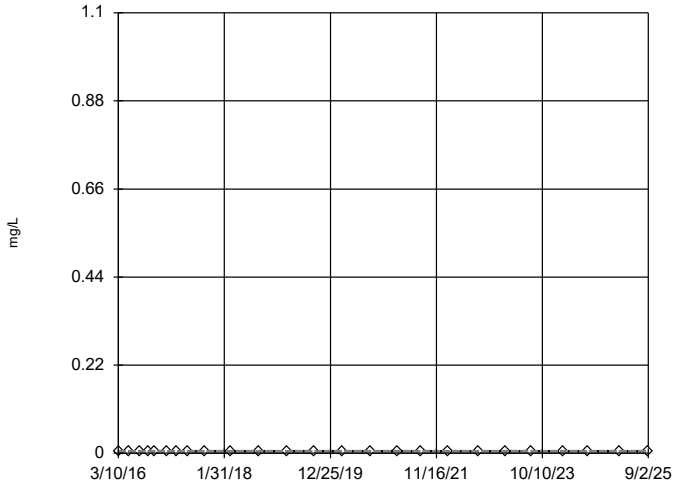

n = 25

No outliers found. Tukey's method select-ed by user.

All values are the same.

Constituent: Cobalt Analysis Run 6/9/2026 2:44 PM View: Outlier Tests

Plant Bowen Client: Southern Company Data: Bowen 1, 2, 9, & 10

Sanitas™ v.10.1.06e Software licensed to Groundwater Stats Consulting. UG

Tukey's Outlier Screening

GWC-48

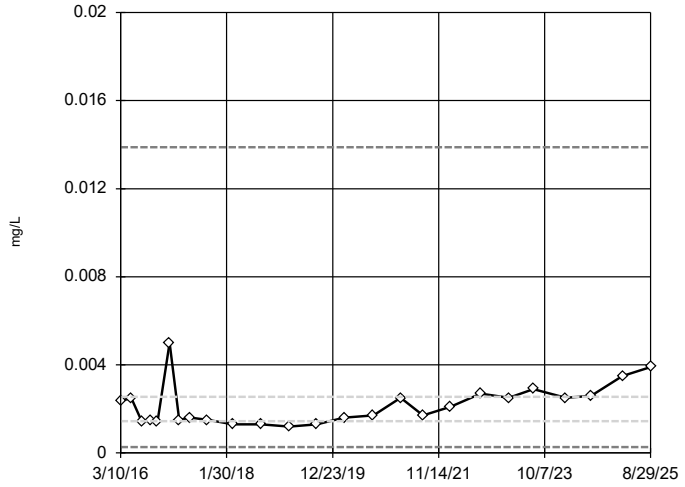

n = 25

No outliers found. Tukey's method select-ed by user.

Data were natural log transformed to achieve best W statistic (graph shown in original units).

High cutoff = 0.01388, low cutoff = 0.0002661, based on IQR multiplier of 3.

Constituent: Cobalt Analysis Run 6/9/2026 2:44 PM View: Outlier Tests

Plant Bowen Client: Southern Company Data: Bowen 1, 2, 9, & 10

Sanitas™ v.10.1.06e Software licensed to Groundwater Stats Consulting. UG

Tukey's Outlier Screening

GWC-49R

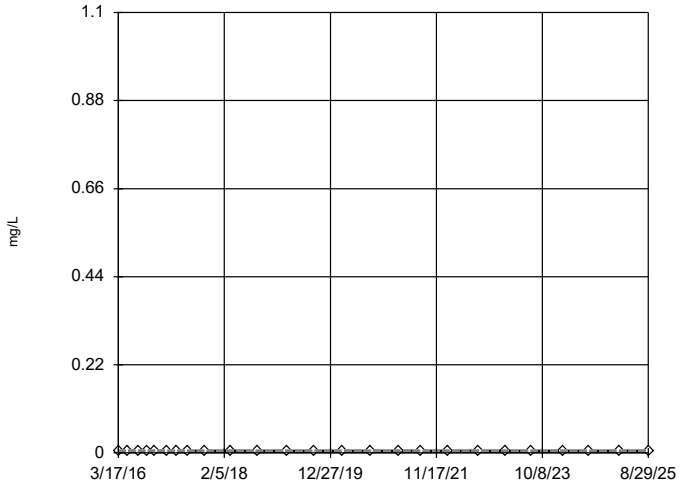

n = 25

No outliers found. Tukey's method select-ed by user.

All values are the same.

Constituent: Cobalt Analysis Run 6/9/2026 2:44 PM View: Outlier Tests

Plant Bowen Client: Southern Company Data: Bowen 1, 2, 9, & 10

Tukey's Outlier Screening

GWC-49Z

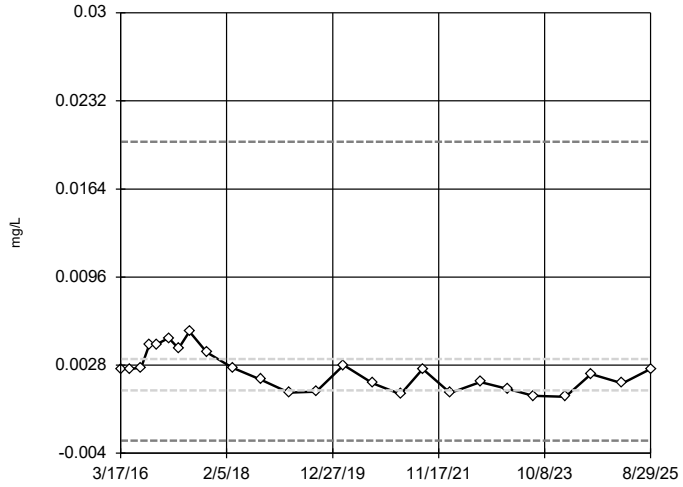

n = 25

No outliers found. Tukey's method selected by user.

Data were square root transformed to achieve best W statistic (graph shown in original units).

High cutoff = 0.02004, low cutoff = -0.003036, based on IQR multiplier of 3.

Constituent: Cobalt Analysis Run 6/9/2026 2:44 PM View: Outlier Tests

Plant Bowen Client: Southern Company Data: Bowen 1, 2, 9, & 10

Sanitas™ v.10.1.06e Software licensed to Groundwater Stats Consulting. UG

Tukey's Outlier Screening

GWA-1 (bg)

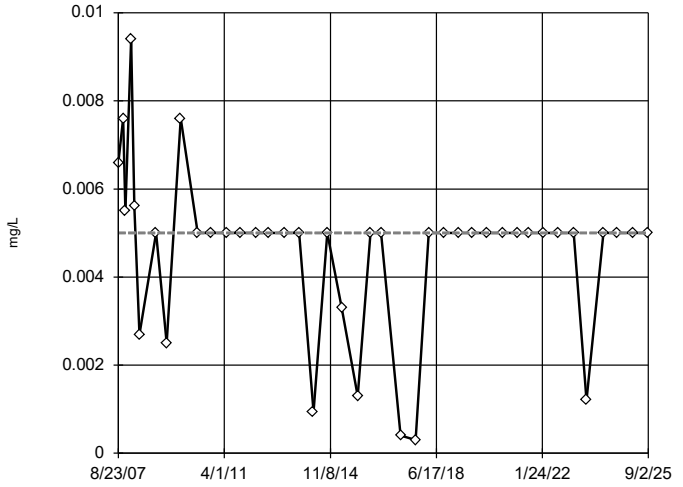

n = 41

No outliers found. Tukey's method selected by user.

Ladder of Powers transformations did not improve normality; analysis run on raw data.

The results were invalidated, because the lower and upper quartiles are equal.

Constituent: Copper Analysis Run 6/9/2026 2:44 PM View: Outlier Tests

Plant Bowen Client: Southern Company Data: Bowen 1, 2, 9, & 10

Sanitas™ v.10.1.06e Software licensed to Groundwater Stats Consulting. UG

Tukey's Outlier Screening

GWA-2 (bg)

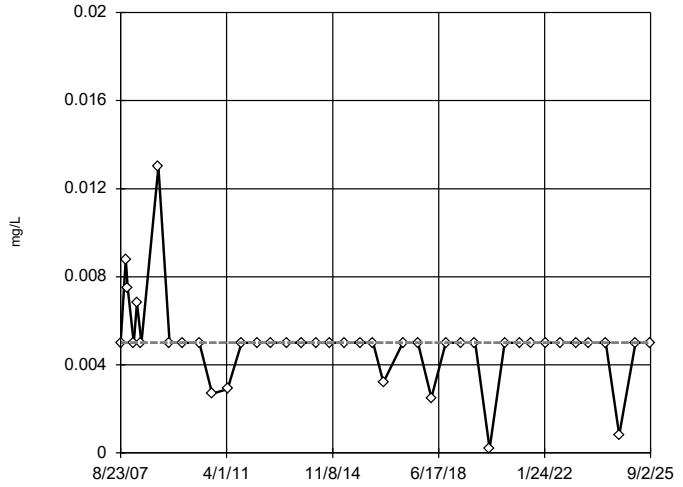

n = 41

No outliers found. Tukey's method selected by user.

Data were square root transformed to achieve best W statistic (graph shown in original units).

The results were invalidated, because the lower and upper quartiles are equal.

Constituent: Copper Analysis Run 6/9/2026 2:44 PM View: Outlier Tests

Plant Bowen Client: Southern Company Data: Bowen 1, 2, 9, & 10

Sanitas™ v.10.1.06e Software licensed to Groundwater Stats Consulting. UG

Tukey's Outlier Screening

GWA-2R (bg)

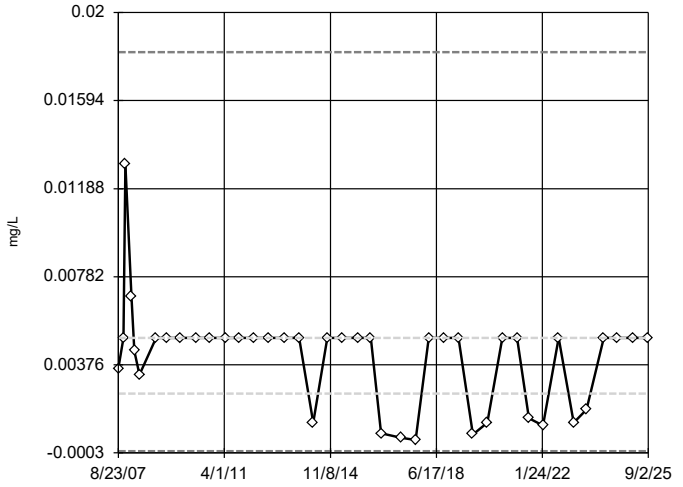

n = 41

No outliers found. Tukey's method selected by user.

Data were square root transformed to achieve best W statistic (graph shown in original units).

High cutoff = 0.01818, low cutoff = -0.0002184, based on IQR multiplier of 3.

Constituent: Copper Analysis Run 6/9/2026 2:44 PM View: Outlier Tests

Plant Bowen Client: Southern Company Data: Bowen 1, 2, 9, & 10

Tukey's Outlier Screening

GWA-3A (bg)

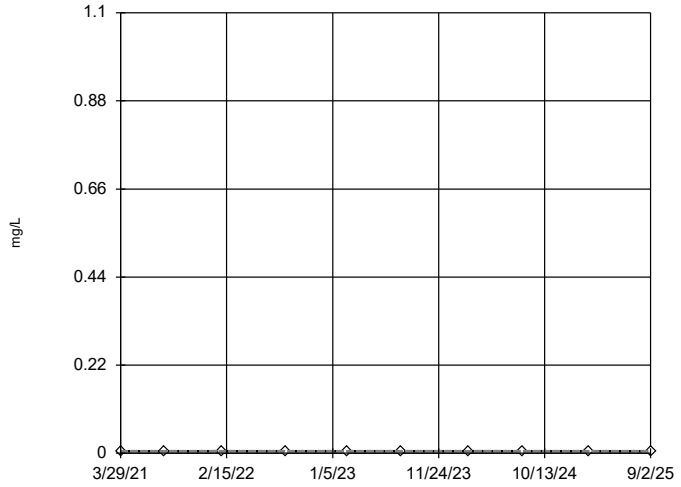

n = 10

No outliers found.
Tukey's method selected by user.

All values are the same.

Constituent: Copper Analysis Run 6/9/2026 2:44 PM View: Outlier Tests
Plant Bowen Client: Southern Company Data: Bowen 1, 2, 9, & 10

Sanitas™ v.10.1.06e Software licensed to Groundwater Stats Consulting. UG

Tukey's Outlier Screening

GWA-4RZ (bg)

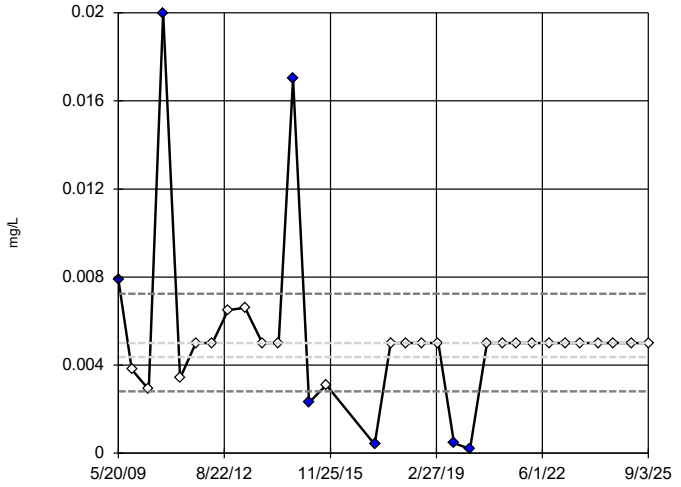

n = 32

Outliers are drawn as solid.
Tukey's method selected by user.

Data were cube root transformed to achieve best W statistic (graph shown in original units).

High cutoff = 0.007236, low cutoff = 0.002809, based on IQR multiplier of 3.

Constituent: Copper Analysis Run 6/9/2026 2:44 PM View: Outlier Tests
Plant Bowen Client: Southern Company Data: Bowen 1, 2, 9, & 10

Sanitas™ v.10.1.06e Software licensed to Groundwater Stats Consulting. UG

Tukey's Outlier Screening

GWA-39RZ (bg)

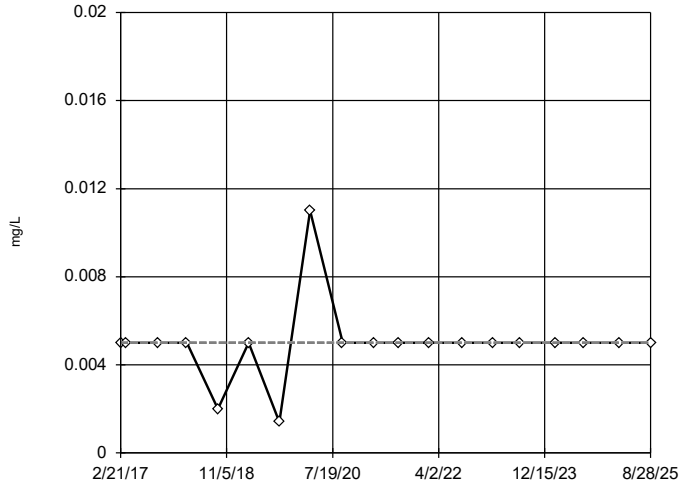

n = 19

No outliers found.
Tukey's method selected by user.

Data were cube root transformed to achieve best W statistic (graph shown in original units).

The results were invalidated, because the lower and upper quartiles are equal.

Constituent: Copper Analysis Run 6/9/2026 2:44 PM View: Outlier Tests
Plant Bowen Client: Southern Company Data: Bowen 1, 2, 9, & 10

Sanitas™ v.10.1.06e Software licensed to Groundwater Stats Consulting. UG

Tukey's Outlier Screening

GWA-39Z (bg)

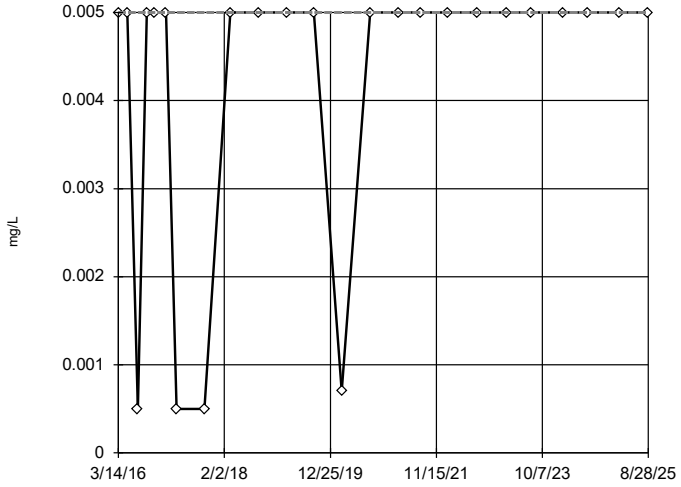

n = 24

No outliers found.
Tukey's method selected by user.

Data were natural log transformed to achieve best W statistic (graph shown in original units).

The results were invalidated, because the lower and upper quartiles are equal.

Constituent: Copper Analysis Run 6/9/2026 2:44 PM View: Outlier Tests
Plant Bowen Client: Southern Company Data: Bowen 1, 2, 9, & 10

Tukey's Outlier Screening

GWA-40 (bg)

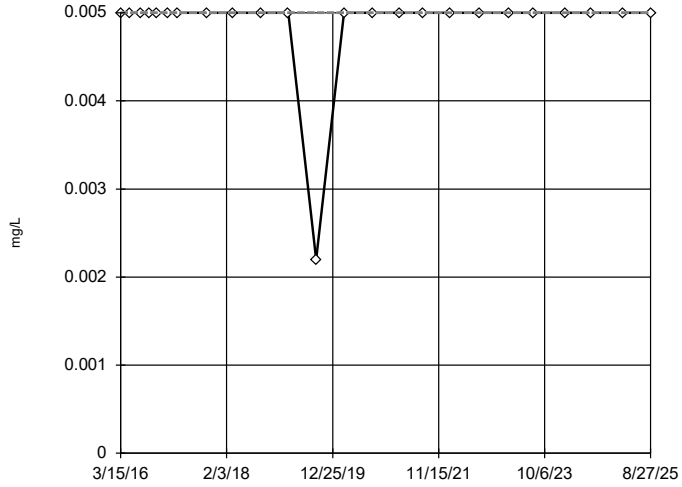

n = 24

No outliers found. Tukey's method selected by user.

Data were x^5 transformed to achieve best W statistic (graph shown in original units).

The results were invalidated, because the lower and upper quartiles are equal.

Constituent: Copper Analysis Run 6/9/2026 2:44 PM View: Outlier Tests

Plant Bowen Client: Southern Company Data: Bowen 1, 2, 9, & 10

Sanitas™ v.10.1.06e Software licensed to Groundwater Stats Consulting. UG

Tukey's Outlier Screening

GWA-41 (bg)

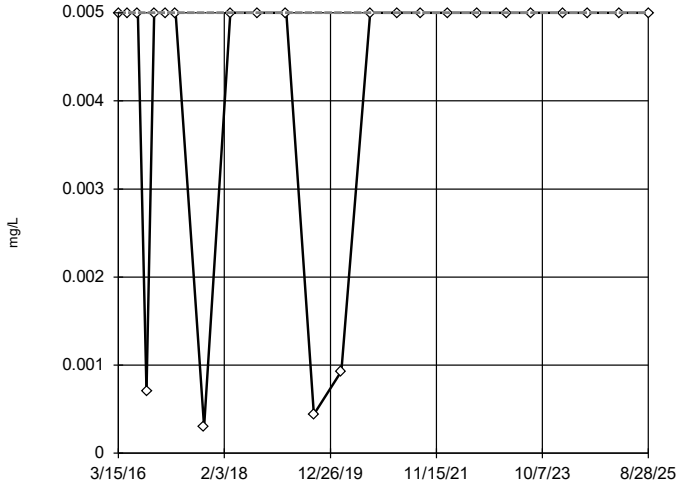

n = 24

No outliers found. Tukey's method selected by user.

Data were natural log transformed to achieve best W statistic (graph shown in original units).

The results were invalidated, because the lower and upper quartiles are equal.

Constituent: Copper Analysis Run 6/9/2026 2:44 PM View: Outlier Tests

Plant Bowen Client: Southern Company Data: Bowen 1, 2, 9, & 10

Sanitas™ v.10.1.06e Software licensed to Groundwater Stats Consulting. UG

Tukey's Outlier Screening

GWA-41R (bg)

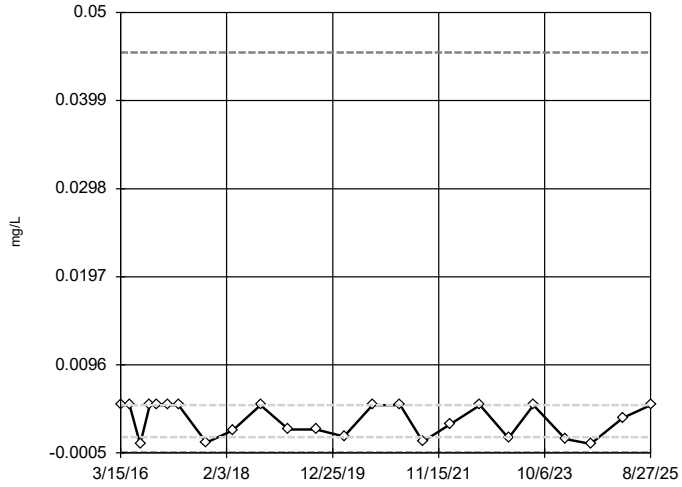

n = 24

No outliers found. Tukey's method selected by user.

Data were cube root transformed to achieve best W statistic (graph shown in original units).

High cutoff = 0.04542, low cutoff = -0.0004516, based on IQR multiplier of 3.

Constituent: Copper Analysis Run 6/9/2026 2:44 PM View: Outlier Tests

Plant Bowen Client: Southern Company Data: Bowen 1, 2, 9, & 10

Sanitas™ v.10.1.06e Software licensed to Groundwater Stats Consulting. UG

Tukey's Outlier Screening

GWA-42 (bg)

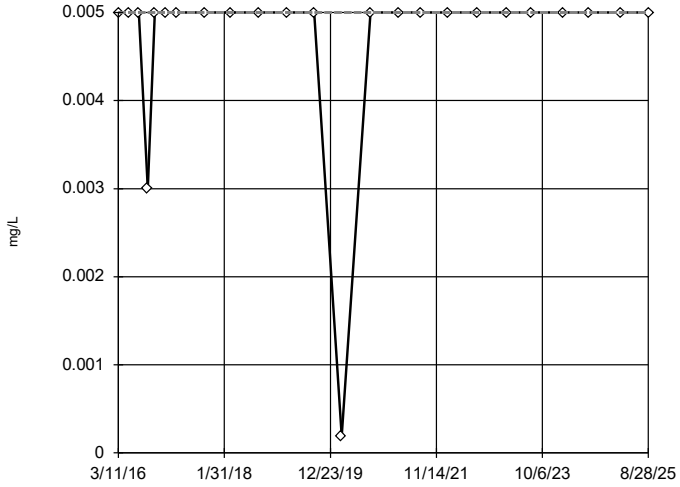

n = 24

No outliers found. Tukey's method selected by user.

Data were cube transformed to achieve best W statistic (graph shown in original units).

The results were invalidated, because the lower and upper quartiles are equal.

Constituent: Copper Analysis Run 6/9/2026 2:44 PM View: Outlier Tests

Plant Bowen Client: Southern Company Data: Bowen 1, 2, 9, & 10

Tukey's Outlier Screening

GWA-43 (bg)

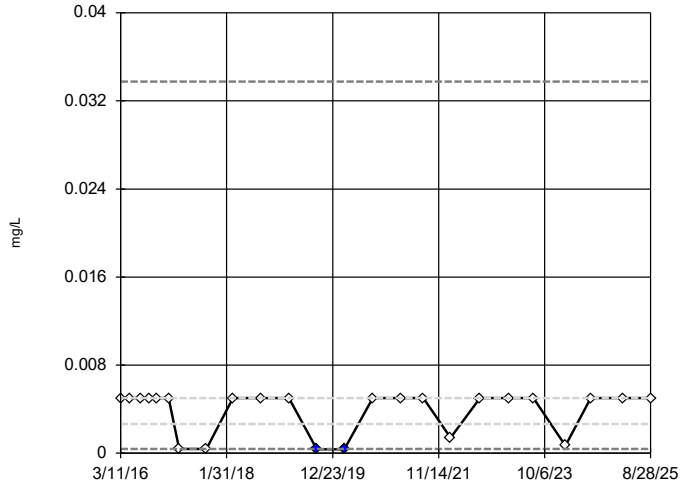

n = 24

Outliers are drawn as solid.
Tukey's method selected by user.

Data were natural log transformed to achieve best W statistic (graph shown in original units).

High cutoff = 0.03375, low cutoff = 0.000392, based on IQR multiplier of 3.

Constituent: Copper Analysis Run 6/9/2026 2:44 PM View: Outlier Tests
Plant Bowen Client: Southern Company Data: Bowen 1, 2, 9, & 10

Sanitas™ v.10.1.06e Software licensed to Groundwater Stats Consulting. UG

Tukey's Outlier Screening

GWA-43R (bg)

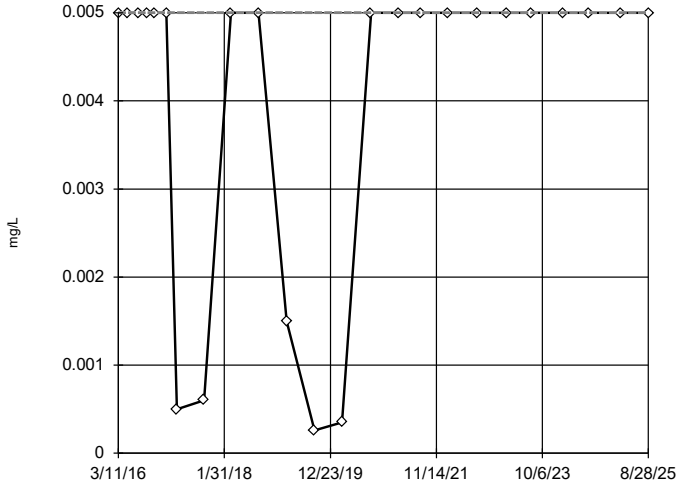

n = 24

No outliers found.
Tukey's method selected by user.

Data were natural log transformed to achieve best W statistic (graph shown in original units).

The results were invalidated, because the lower and upper quartiles are equal.

Constituent: Copper Analysis Run 6/9/2026 2:44 PM View: Outlier Tests
Plant Bowen Client: Southern Company Data: Bowen 1, 2, 9, & 10

Sanitas™ v.10.1.06e Software licensed to Groundwater Stats Consulting. UG

Tukey's Outlier Screening

GWA-50 (bg)

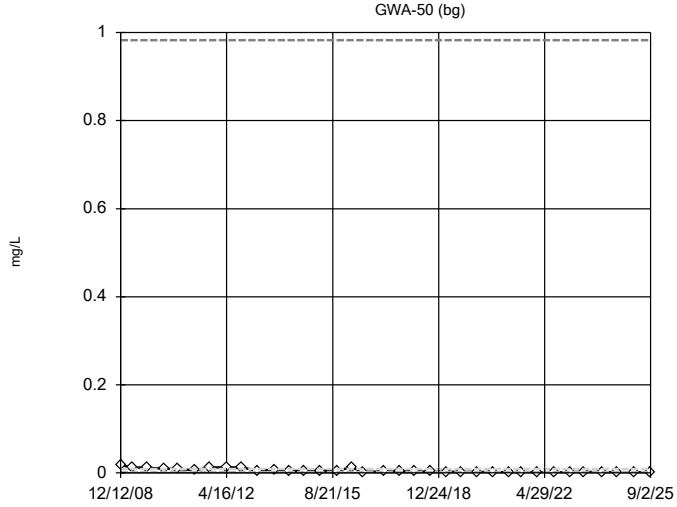

n = 35

No outliers found.
Tukey's method selected by user.

Data were natural log transformed to achieve best W statistic (graph shown in original units).

High cutoff = 0.9823, low cutoff = 0.00001594, based on IQR multiplier of 3.

Constituent: Copper Analysis Run 6/9/2026 2:44 PM View: Outlier Tests
Plant Bowen Client: Southern Company Data: Bowen 1, 2, 9, & 10

Sanitas™ v.10.1.06e Software licensed to Groundwater Stats Consulting. UG

Tukey's Outlier Screening

GWA-50R (bg)

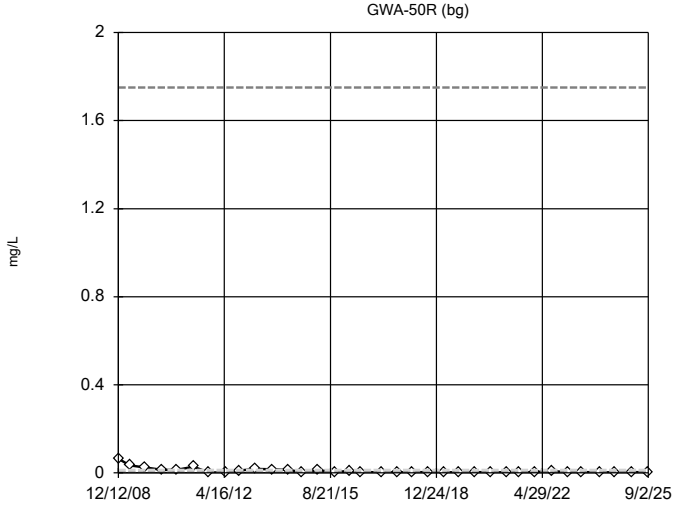

n = 35

No outliers found.
Tukey's method selected by user.

Data were natural log transformed to achieve best W statistic (graph shown in original units).

High cutoff = 1.75, low cutoff = 0.0000224, based on IQR multiplier of 3.

Constituent: Copper Analysis Run 6/9/2026 2:44 PM View: Outlier Tests
Plant Bowen Client: Southern Company Data: Bowen 1, 2, 9, & 10

Tukey's Outlier Screening

GWC-5

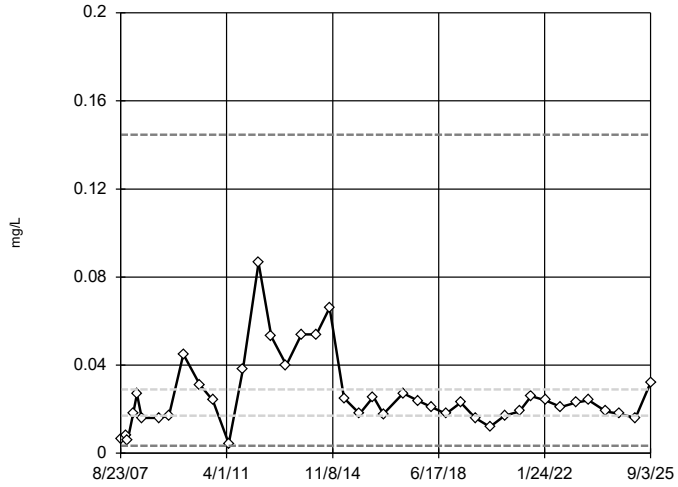

n = 41

No outliers found.
Tukey's method selected by user.

Data were natural log transformed to achieve best W statistic (graph shown in original units).

High cutoff = 0.1447, low cutoff = 0.003411, based on IQR multiplier of 3.

Constituent: Copper Analysis Run 6/9/2026 2:44 PM View: Outlier Tests
Plant Bowen Client: Southern Company Data: Bowen 1, 2, 9, & 10

Sanitas™ v.10.1.06e Software licensed to Groundwater Stats Consulting. UG

Tukey's Outlier Screening

GWC-6

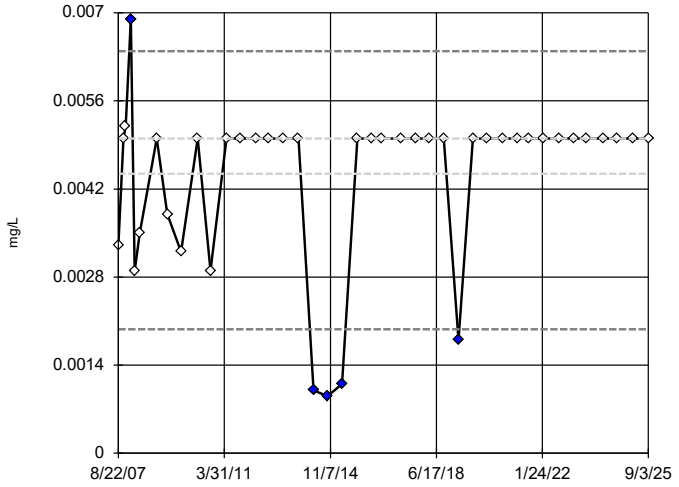

n = 41

Outliers are drawn as solid.
Tukey's method selected by user.

Data were square transformed to achieve best W statistic (graph shown in original units).

High cutoff = 0.006391, low cutoff = 0.00197, based on IQR multiplier of 3.

Constituent: Copper Analysis Run 6/9/2026 2:44 PM View: Outlier Tests
Plant Bowen Client: Southern Company Data: Bowen 1, 2, 9, & 10

Sanitas™ v.10.1.06e Software licensed to Groundwater Stats Consulting. UG

Tukey's Outlier Screening

GWC-6RZ

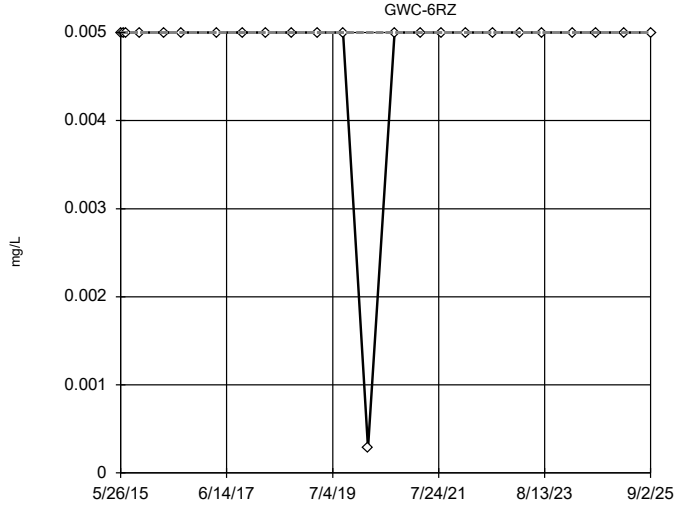

n = 24

No outliers found.
Tukey's method selected by user.

Ladder of Powers transformations did not improve normality; analysis run on raw data.

The results were invalidated, because the lower and upper quartiles are equal.

Constituent: Copper Analysis Run 6/9/2026 2:44 PM View: Outlier Tests
Plant Bowen Client: Southern Company Data: Bowen 1, 2, 9, & 10

Sanitas™ v.10.1.06e Software licensed to Groundwater Stats Consulting. UG

Tukey's Outlier Screening

GWC-7Z

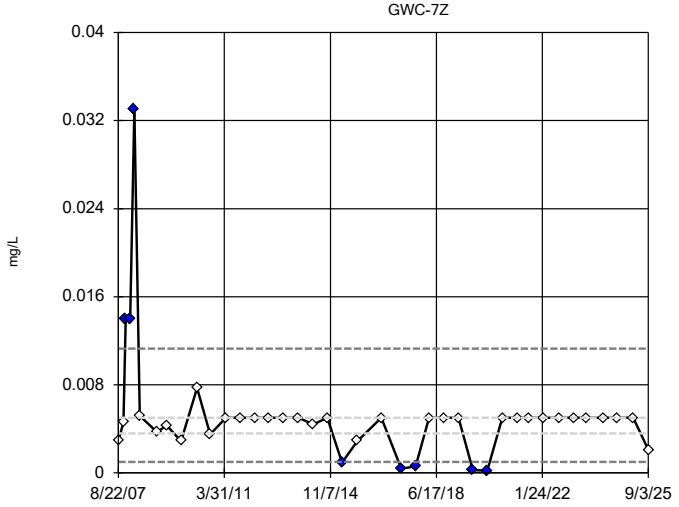

n = 40

Outliers are drawn as solid.
Tukey's method selected by user.

Data were cube root transformed to achieve best W statistic (graph shown in original units).

High cutoff = 0.01128, low cutoff = 0.001, based on IQR multiplier of 3.

Constituent: Copper Analysis Run 6/9/2026 2:44 PM View: Outlier Tests
Plant Bowen Client: Southern Company Data: Bowen 1, 2, 9, & 10

Tukey's Outlier Screening

GWC-8RR

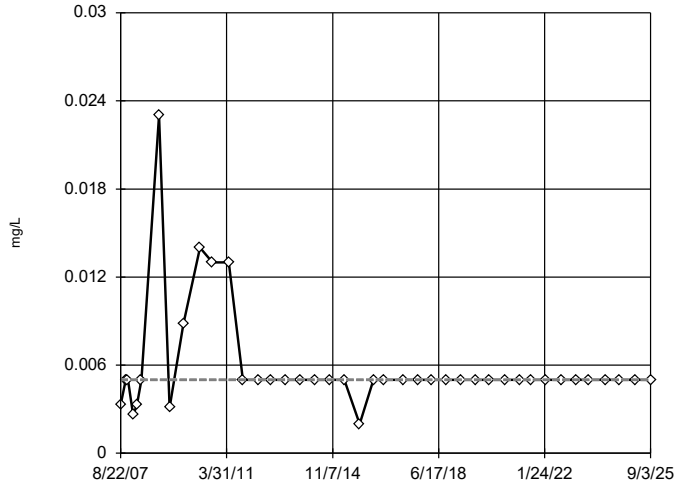

n = 41

No outliers found. Tukey's method selected by user.

Data were natural log transformed to achieve best W statistic (graph shown in original units).

The results were invalidated, because the lower and upper quartiles are equal.

Constituent: Copper Analysis Run 6/9/2026 2:44 PM View: Outlier Tests

Plant Bowen Client: Southern Company Data: Bowen 1, 2, 9, & 10

Sanitas™ v.10.1.06e Software licensed to Groundwater Stats Consulting. UG

Tukey's Outlier Screening

GWC-8Z

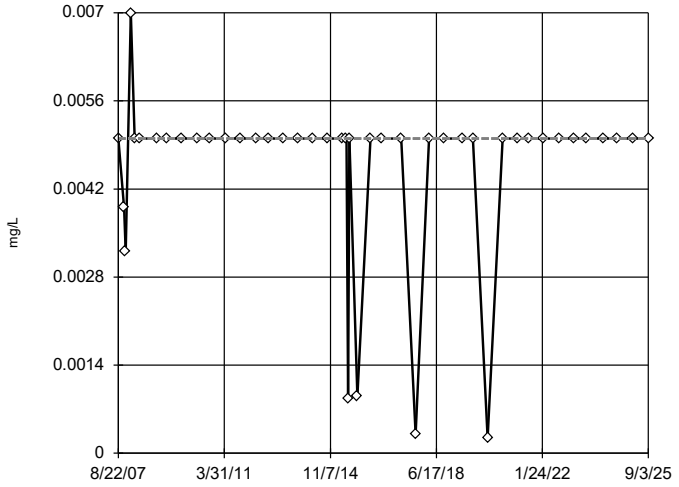

n = 44

No outliers found. Tukey's method selected by user.

Data were square transformed to achieve best W statistic (graph shown in original units).

The results were invalidated, because the lower and upper quartiles are equal.

Constituent: Copper Analysis Run 6/9/2026 2:44 PM View: Outlier Tests

Plant Bowen Client: Southern Company Data: Bowen 1, 2, 9, & 10

Sanitas™ v.10.1.06e Software licensed to Groundwater Stats Consulting. UG

Tukey's Outlier Screening

GWC-9

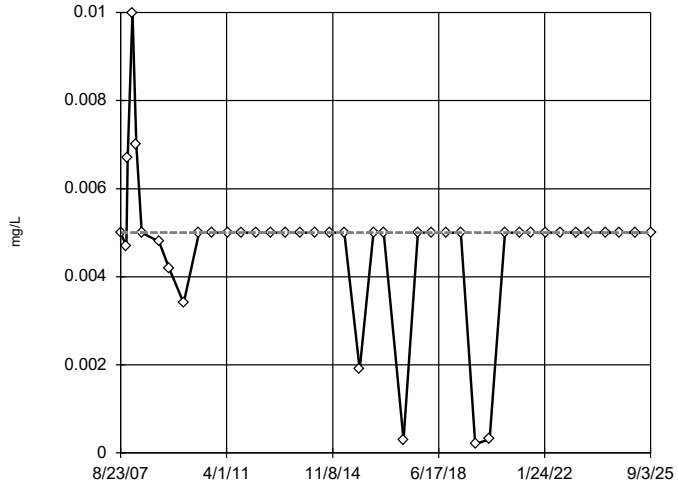

n = 41

No outliers found. Tukey's method selected by user.

Ladder of Powers transformations did not improve normality; analysis run on raw data.

The results were invalidated, because the lower and upper quartiles are equal.

Constituent: Copper Analysis Run 6/9/2026 2:44 PM View: Outlier Tests

Plant Bowen Client: Southern Company Data: Bowen 1, 2, 9, & 10

Sanitas™ v.10.1.06e Software licensed to Groundwater Stats Consulting. UG

Tukey's Outlier Screening

GWC-10

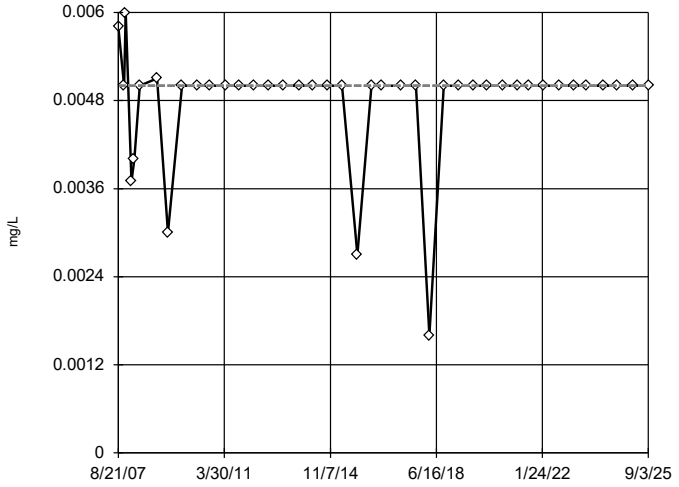

n = 41

No outliers found. Tukey's method selected by user.

Data were x^4 transformed to achieve best W statistic (graph shown in original units).

The results were invalidated, because the lower and upper quartiles are equal.

Constituent: Copper Analysis Run 6/9/2026 2:44 PM View: Outlier Tests

Plant Bowen Client: Southern Company Data: Bowen 1, 2, 9, & 10

Tukey's Outlier Screening

GWC-10R

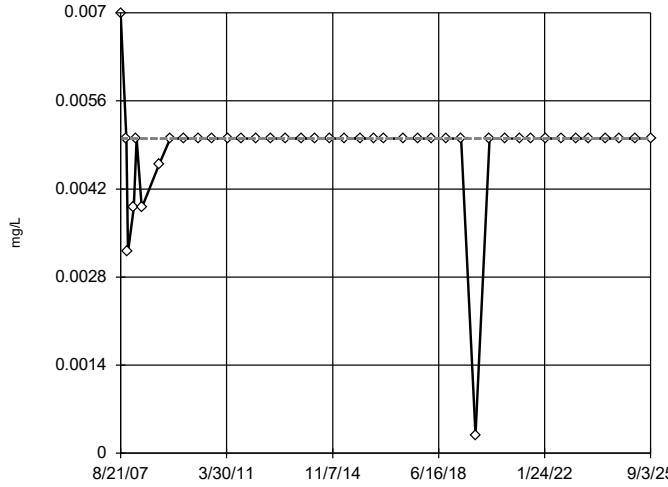

n = 41

No outliers found. Tukey's method selected by user.

Data were square transformed to achieve best W statistic (graph shown in original units).

The results were invalidated, because the lower and upper quartiles are equal.

Constituent: Copper Analysis Run 6/9/2026 2:44 PM View: Outlier Tests

Plant Bowen Client: Southern Company Data: Bowen 1, 2, 9, & 10

Sanitas™ v.10.1.06e Software licensed to Groundwater Stats Consulting. UG

Tukey's Outlier Screening

GWC-11

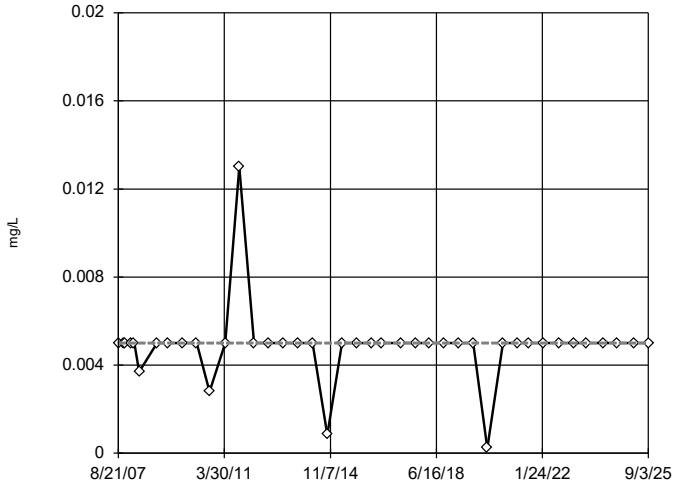

n = 41

No outliers found. Tukey's method selected by user.

Data were square root transformed to achieve best W statistic (graph shown in original units).

The results were invalidated, because the lower and upper quartiles are equal.

Constituent: Copper Analysis Run 6/9/2026 2:44 PM View: Outlier Tests

Plant Bowen Client: Southern Company Data: Bowen 1, 2, 9, & 10

Sanitas™ v.10.1.06e Software licensed to Groundwater Stats Consulting. UG

Tukey's Outlier Screening

GWC-11R

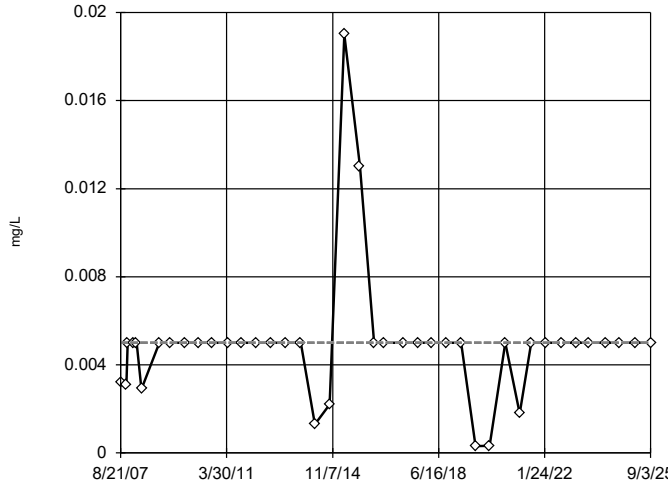

n = 41

No outliers found. Tukey's method selected by user.

Data were cube root transformed to achieve best W statistic (graph shown in original units).

The results were invalidated, because the lower and upper quartiles are equal.

Constituent: Copper Analysis Run 6/9/2026 2:44 PM View: Outlier Tests

Plant Bowen Client: Southern Company Data: Bowen 1, 2, 9, & 10

Sanitas™ v.10.1.06e Software licensed to Groundwater Stats Consulting. UG

Tukey's Outlier Screening

GWC-12

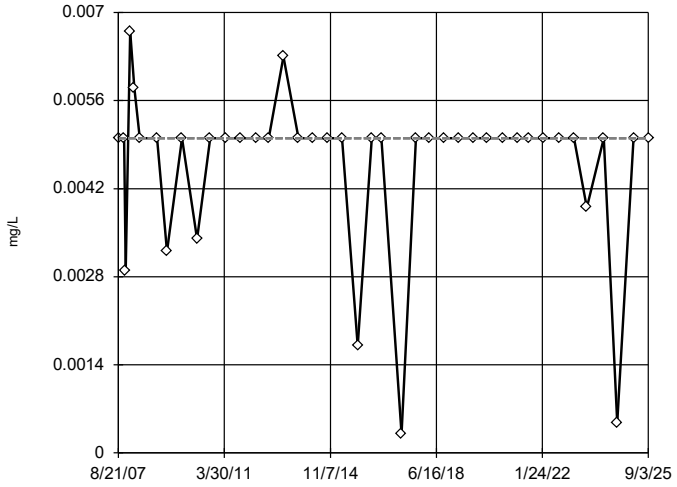

n = 41

No outliers found. Tukey's method selected by user.

Data were cube transformed to achieve best W statistic (graph shown in original units).

The results were invalidated, because the lower and upper quartiles are equal.

Constituent: Copper Analysis Run 6/9/2026 2:44 PM View: Outlier Tests

Plant Bowen Client: Southern Company Data: Bowen 1, 2, 9, & 10

Tukey's Outlier Screening

GWC-13

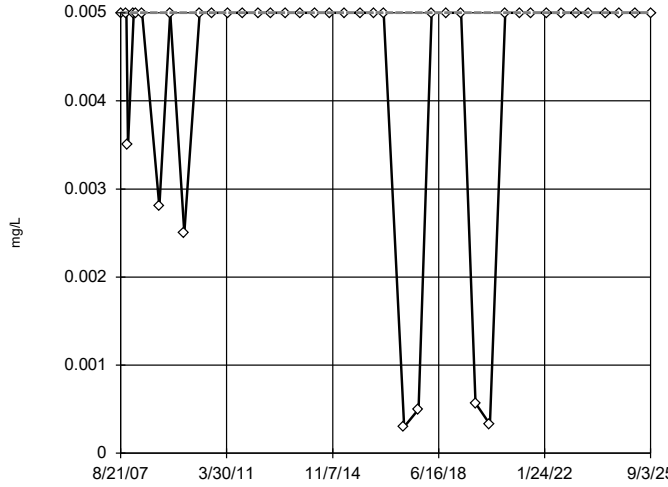

n = 41

No outliers found. Tukey's method selected by user.

Data were square transformed to achieve best W statistic (graph shown in original units).

The results were invalidated, because the lower and upper quartiles are equal.

Constituent: Copper Analysis Run 6/9/2026 2:44 PM View: Outlier Tests

Plant Bowen Client: Southern Company Data: Bowen 1, 2, 9, & 10

Sanitas™ v.10.1.06e Software licensed to Groundwater Stats Consulting. UG

Tukey's Outlier Screening

GWC-13RZ

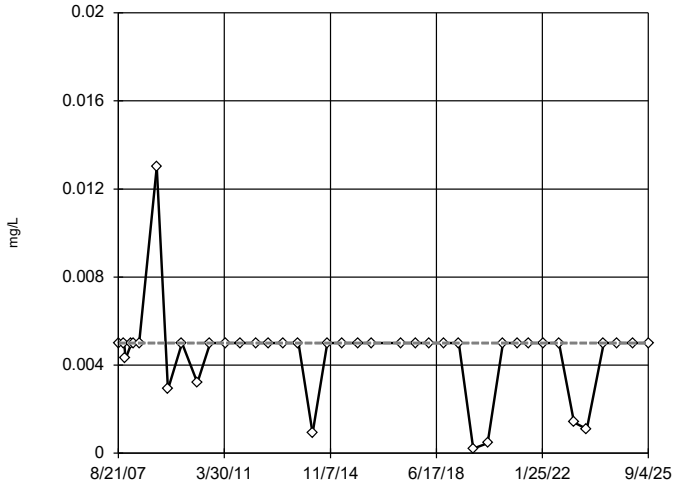

n = 40

No outliers found. Tukey's method selected by user.

Data were square root transformed to achieve best W statistic (graph shown in original units).

The results were invalidated, because the lower and upper quartiles are equal.

Constituent: Copper Analysis Run 6/9/2026 2:44 PM View: Outlier Tests

Plant Bowen Client: Southern Company Data: Bowen 1, 2, 9, & 10

Sanitas™ v.10.1.06e Software licensed to Groundwater Stats Consulting. UG

Tukey's Outlier Screening

GWC-14Z

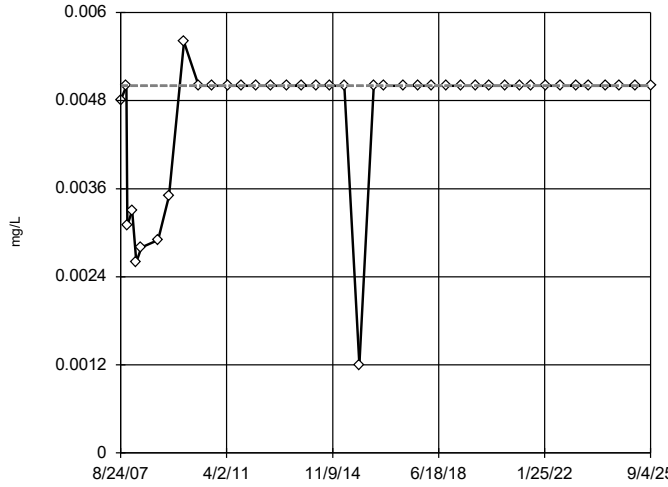

n = 41

No outliers found. Tukey's method selected by user.

Data were x^6 transformed to achieve best W statistic (graph shown in original units).

The results were invalidated, because the lower and upper quartiles are equal.

Constituent: Copper Analysis Run 6/9/2026 2:44 PM View: Outlier Tests

Plant Bowen Client: Southern Company Data: Bowen 1, 2, 9, & 10

Sanitas™ v.10.1.06e Software licensed to Groundwater Stats Consulting. UG

Tukey's Outlier Screening

GWC-15R

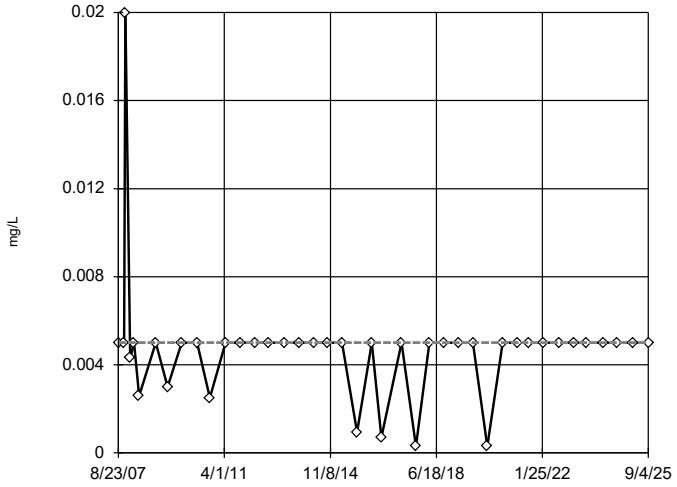

n = 41

No outliers found. Tukey's method selected by user.

Data were cube root transformed to achieve best W statistic (graph shown in original units).

The results were invalidated, because the lower and upper quartiles are equal.

Constituent: Copper Analysis Run 6/9/2026 2:44 PM View: Outlier Tests

Plant Bowen Client: Southern Company Data: Bowen 1, 2, 9, & 10

Tukey's Outlier Screening

GWC-15Z

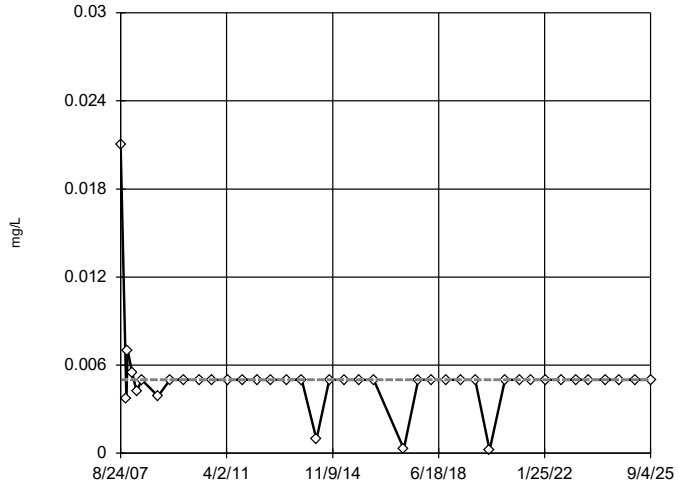

n = 40

No outliers found. Tukey's method selected by user.

Data were square root transformed to achieve best W statistic (graph shown in original units).

The results were invalidated, because the lower and upper quartiles are equal.

Constituent: Copper Analysis Run 6/9/2026 2:44 PM View: Outlier Tests

Plant Bowen Client: Southern Company Data: Bowen 1, 2, 9, & 10

Sanitas™ v.10.1.06e Software licensed to Groundwater Stats Consulting. UG

Tukey's Outlier Screening

GWC-44

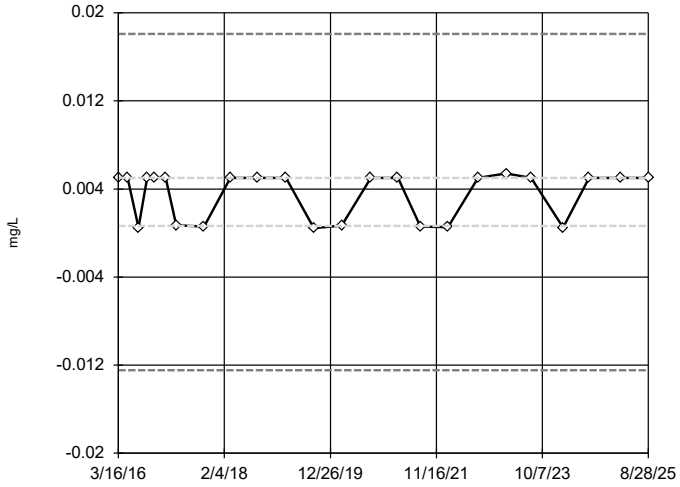

n = 24

No outliers found. Tukey's method selected by user.

Data were x^6 transformed to achieve best W statistic (graph shown in original units).

The results were invalidated, because both the lower and upper quartiles represent reporting limits.

Constituent: Copper Analysis Run 6/9/2026 2:44 PM View: Outlier Tests

Plant Bowen Client: Southern Company Data: Bowen 1, 2, 9, & 10

Sanitas™ v.10.1.06e Software licensed to Groundwater Stats Consulting. UG

Tukey's Outlier Screening

GWC-45

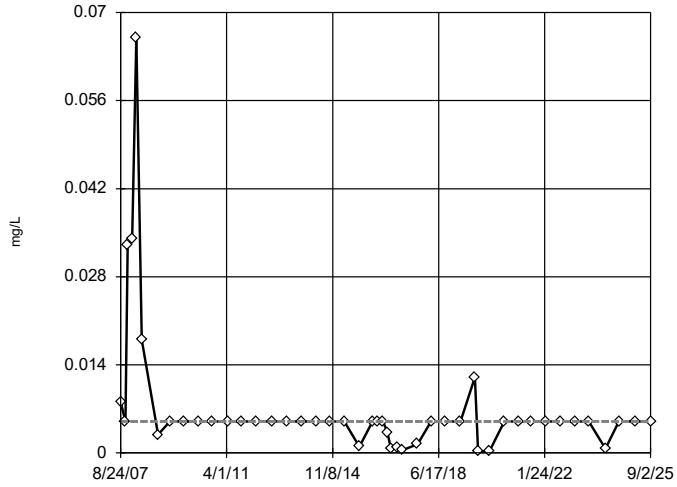

n = 46

No outliers found. Tukey's method selected by user.

Data were natural log transformed to achieve best W statistic (graph shown in original units).

The results were invalidated, because the lower and upper quartiles are equal.

Constituent: Copper Analysis Run 6/9/2026 2:44 PM View: Outlier Tests

Plant Bowen Client: Southern Company Data: Bowen 1, 2, 9, & 10

Sanitas™ v.10.1.06e Software licensed to Groundwater Stats Consulting. UG

Tukey's Outlier Screening

GWC-45R

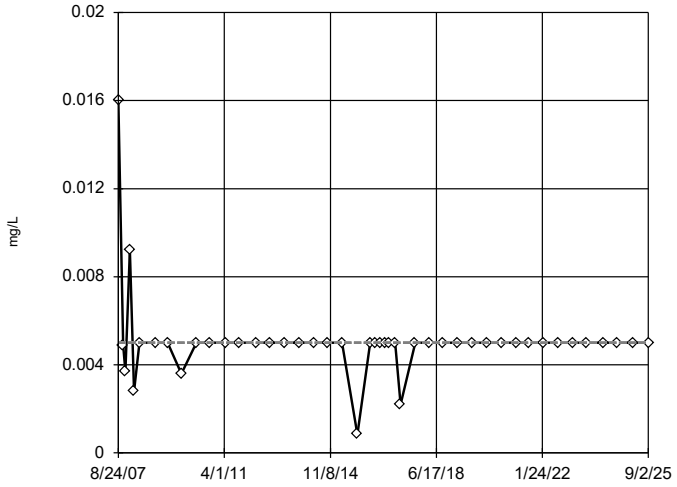

n = 45

No outliers found. Tukey's method selected by user.

Data were cube root transformed to achieve best W statistic (graph shown in original units).

The results were invalidated, because the lower and upper quartiles are equal.

Constituent: Copper Analysis Run 6/9/2026 2:44 PM View: Outlier Tests

Plant Bowen Client: Southern Company Data: Bowen 1, 2, 9, & 10

Tukey's Outlier Screening

GWC-46R

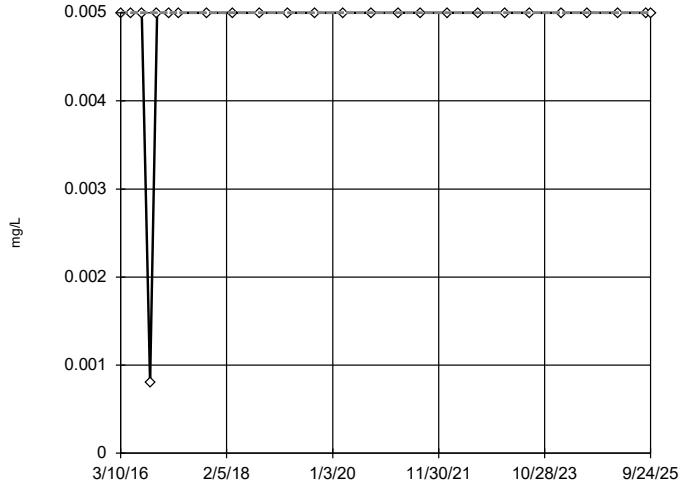

n = 25

No outliers found.
Tukey's method selected by user.

Data were x^5 transformed to achieve best W statistic (graph shown in original units).

The results were invalidated, because the lower and upper quartiles are equal.

Constituent: Copper Analysis Run 6/9/2026 2:44 PM View: Outlier Tests
Plant Bowen Client: Southern Company Data: Bowen 1, 2, 9, & 10

Sanitas™ v.10.1.06e Software licensed to Groundwater Stats Consulting. UG

Tukey's Outlier Screening

GWC-47

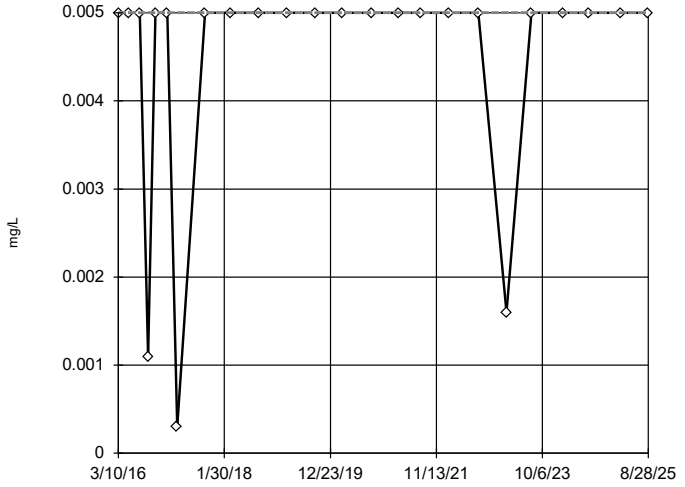

n = 24

No outliers found.
Tukey's method selected by user.

Data were square root transformed to achieve best W statistic (graph shown in original units).

The results were invalidated, because the lower and upper quartiles are equal.

Constituent: Copper Analysis Run 6/9/2026 2:44 PM View: Outlier Tests
Plant Bowen Client: Southern Company Data: Bowen 1, 2, 9, & 10

Sanitas™ v.10.1.06e Software licensed to Groundwater Stats Consulting. UG

Tukey's Outlier Screening

GWC-47R

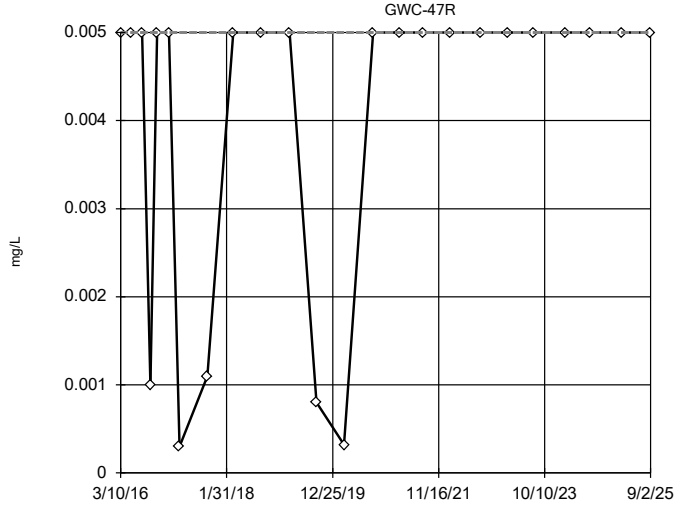

n = 24

No outliers found.
Tukey's method selected by user.

Data were natural log transformed to achieve best W statistic (graph shown in original units).

The results were invalidated, because the lower and upper quartiles are equal.

Constituent: Copper Analysis Run 6/9/2026 2:44 PM View: Outlier Tests
Plant Bowen Client: Southern Company Data: Bowen 1, 2, 9, & 10

Sanitas™ v.10.1.06e Software licensed to Groundwater Stats Consulting. UG

Tukey's Outlier Screening

GWC-48

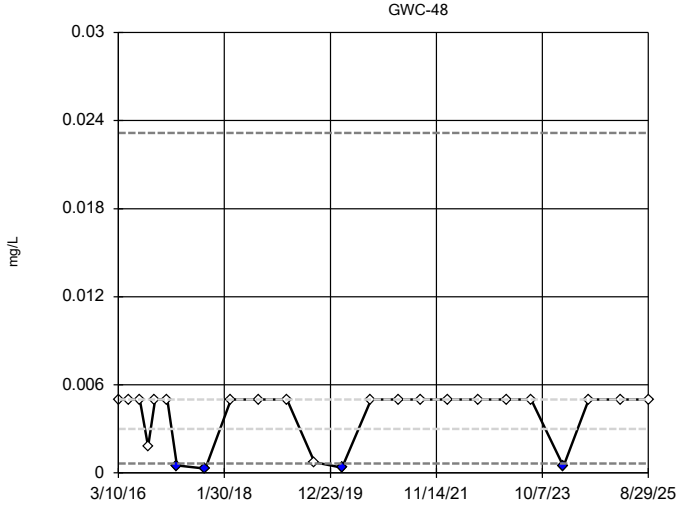

n = 24

Outliers are drawn as solid.
Tukey's method selected by user.

Data were natural log transformed to achieve best W statistic (graph shown in original units).

High cutoff = 0.02315, low cutoff = 0.000648, based on IQR multiplier of 3.

Constituent: Copper Analysis Run 6/9/2026 2:44 PM View: Outlier Tests
Plant Bowen Client: Southern Company Data: Bowen 1, 2, 9, & 10

Tukey's Outlier Screening

GWC-49R

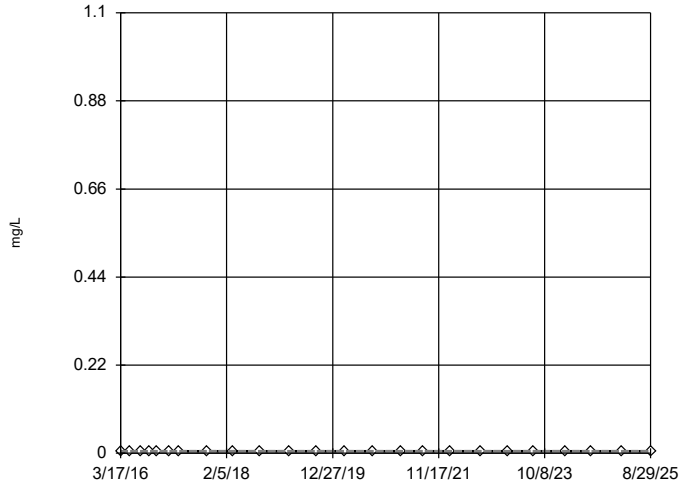

n = 24

No outliers found. Tukey's method select-ed by user.

All values are the same.

Constituent: Copper Analysis Run 6/9/2026 2:44 PM View: Outlier Tests

Plant Bowen Client: Southern Company Data: Bowen 1, 2, 9, & 10

Sanitas™ v.10.1.06e Software licensed to Groundwater Stats Consulting. UG

Tukey's Outlier Screening

GWC-49Z

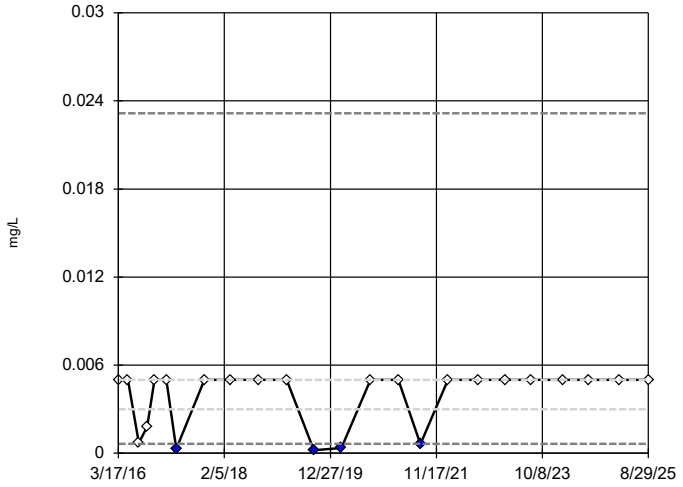

n = 24

Outliers are drawn as solid.
Tukey's method select-ed by user.

Data were natural log transformed to achieve best W statistic (graph shown in original units).

High cutoff = 0.02315, low cutoff = 0.000648, based on IQR multiplier of 3.

Constituent: Copper Analysis Run 6/9/2026 2:44 PM View: Outlier Tests

Plant Bowen Client: Southern Company Data: Bowen 1, 2, 9, & 10

Sanitas™ v.10.1.06e Software licensed to Groundwater Stats Consulting. UG

Tukey's Outlier Screening

GWA-1 (bg)

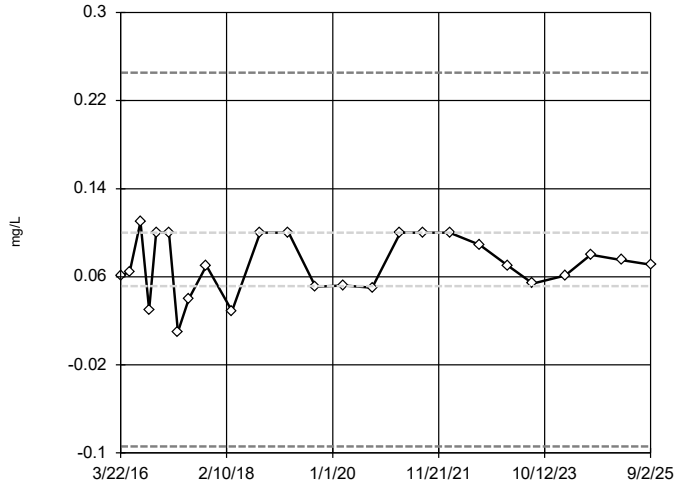

n = 25

No outliers found. Tukey's method select-ed by user.

Ladder of Powers trans-formations did not im-prove normality; analy-sis run on raw data.

High cutoff = 0.2455, low cutoff = -0.094, based on IQR multiplier of 3.

Constituent: Fluoride Analysis Run 6/9/2026 2:44 PM View: Outlier Tests

Plant Bowen Client: Southern Company Data: Bowen 1, 2, 9, & 10

Sanitas™ v.10.1.06e Software licensed to Groundwater Stats Consulting. UG

Tukey's Outlier Screening

GWA-2 (bg)

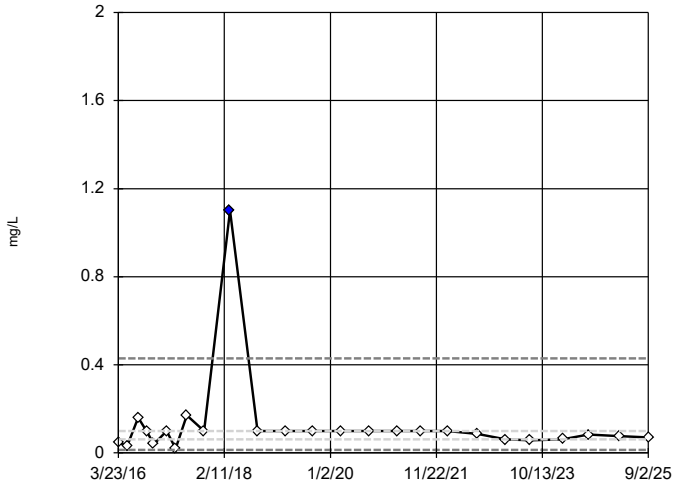

n = 25

Outlier is drawn as solid.
Tukey's method select-ed by user.

Data were natural log transformed to achieve best W statistic (graph shown in original units).

High cutoff = 0.4299, low cutoff = 0.0143, based on IQR multiplier of 3.

Constituent: Fluoride Analysis Run 6/9/2026 2:44 PM View: Outlier Tests

Plant Bowen Client: Southern Company Data: Bowen 1, 2, 9, & 10

Tukey's Outlier Screening

GWA-2R (bg)

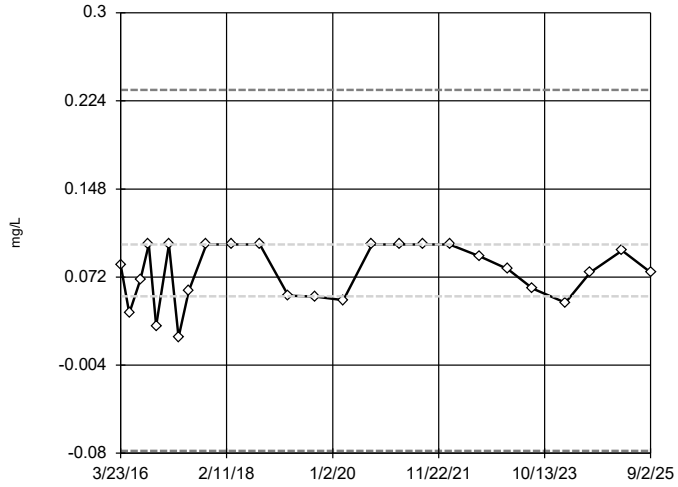

n = 25

No outliers found.
Tukey's method selected by user.

Ladder of Powers transformations did not improve normality; analysis run on raw data.

High cutoff = 0.2335, low cutoff = -0.078, based on IQR multiplier of 3.

Constituent: Fluoride Analysis Run 6/9/2026 2:44 PM View: Outlier Tests

Plant Bowen Client: Southern Company Data: Bowen 1, 2, 9, & 10

Sanitas™ v.10.1.06e Software licensed to Groundwater Stats Consulting. UG

Tukey's Outlier Screening

GWA-3A (bg)

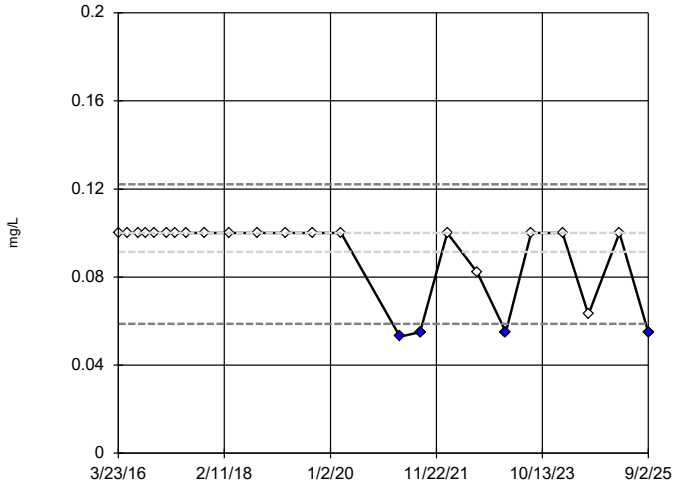

n = 24

Outliers are drawn as solid.
Tukey's method selected by user.

Data were square transformed to achieve best W statistic (graph shown in original units).

High cutoff = 0.1221, low cutoff = 0.05872, based on IQR multiplier of 3.

Constituent: Fluoride Analysis Run 6/9/2026 2:44 PM View: Outlier Tests

Plant Bowen Client: Southern Company Data: Bowen 1, 2, 9, & 10

Sanitas™ v.10.1.06e Software licensed to Groundwater Stats Consulting. UG

Tukey's Outlier Screening

GWA-4RZ (bg)

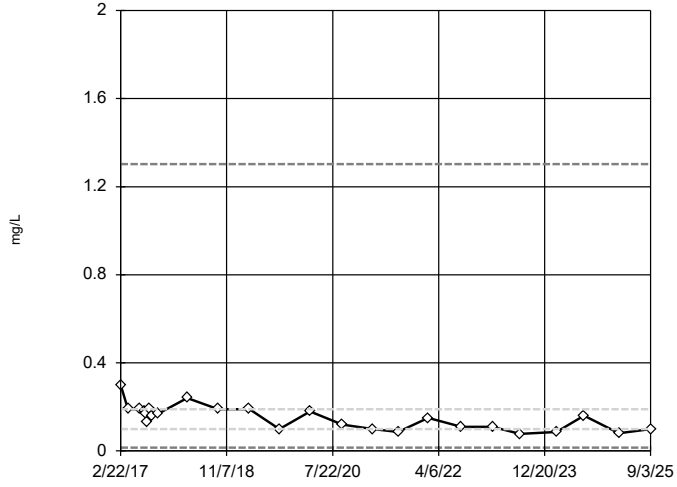

n = 25

No outliers found.
Tukey's method selected by user.

Data were natural log transformed to achieve best W statistic (graph shown in original units).

High cutoff = 1.303, low cutoff = 0.01458, based on IQR multiplier of 3.

Constituent: Fluoride Analysis Run 6/9/2026 2:44 PM View: Outlier Tests

Plant Bowen Client: Southern Company Data: Bowen 1, 2, 9, & 10

Sanitas™ v.10.1.06e Software licensed to Groundwater Stats Consulting. UG

Tukey's Outlier Screening

GWA-39RZ (bg)

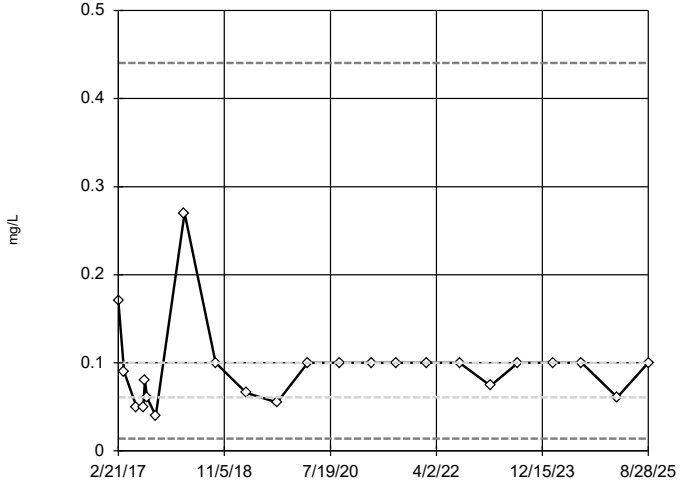

n = 23

No outliers found.
Tukey's method selected by user.

Data were natural log transformed to achieve best W statistic (graph shown in original units).

High cutoff = 0.4406, low cutoff = 0.01385, based on IQR multiplier of 3.

Constituent: Fluoride Analysis Run 6/9/2026 2:44 PM View: Outlier Tests

Plant Bowen Client: Southern Company Data: Bowen 1, 2, 9, & 10

Tukey's Outlier Screening

GWA-39Z (bg)

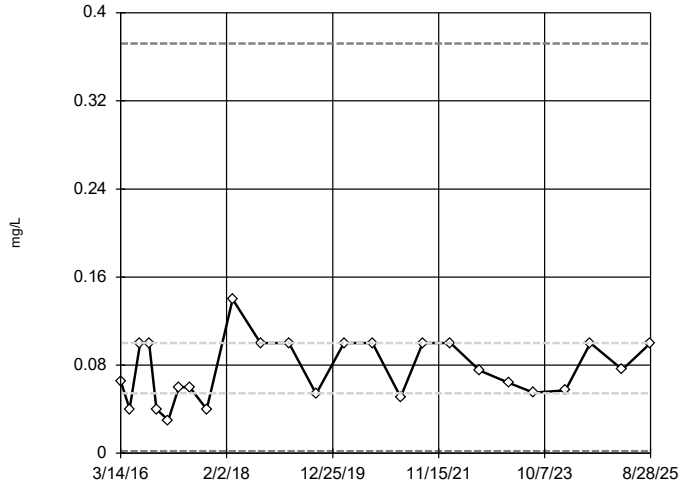

n = 25

No outliers found. Tukey's method selected by user.

Data were cube root transformed to achieve best W statistic (graph shown in original units).

High cutoff = 0.372, low cutoff = 0.00191, based on IQR multiplier of 3.

Constituent: Fluoride Analysis Run 6/9/2026 2:44 PM View: Outlier Tests

Plant Bowen Client: Southern Company Data: Bowen 1, 2, 9, & 10

Sanitas™ v.10.1.06e Software licensed to Groundwater Stats Consulting. UG

Tukey's Outlier Screening

GWA-40 (bg)

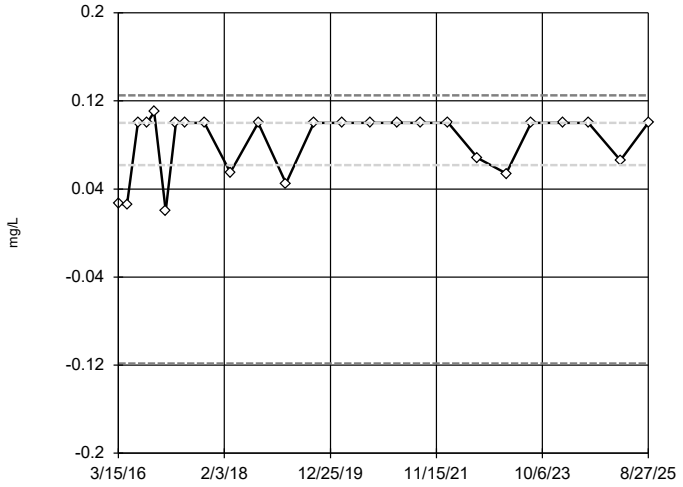

n = 25

No outliers found. Tukey's method selected by user.

Data were x^6 transformed to achieve best W statistic (graph shown in original units).

High cutoff = 0.1251, low cutoff = -0.1186, based on IQR multiplier of 3.

Constituent: Fluoride Analysis Run 6/9/2026 2:44 PM View: Outlier Tests

Plant Bowen Client: Southern Company Data: Bowen 1, 2, 9, & 10

Sanitas™ v.10.1.06e Software licensed to Groundwater Stats Consulting. UG

Tukey's Outlier Screening

GWA-41 (bg)

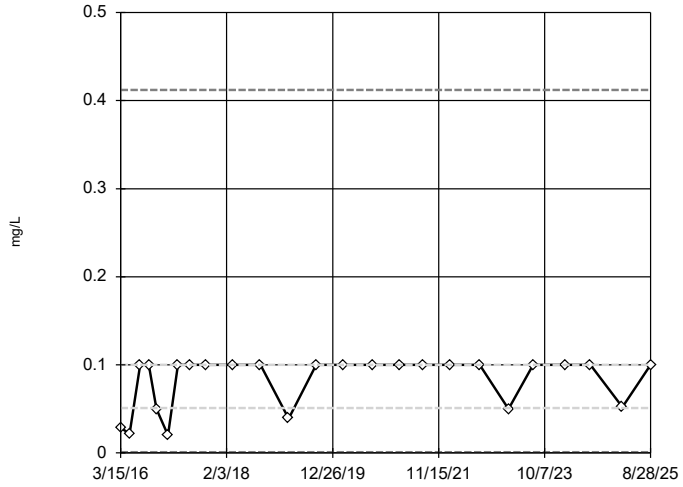

n = 25

No outliers found. Tukey's method selected by user.

Data were cube root transformed to achieve best W statistic (graph shown in original units).

High cutoff = 0.4121, low cutoff = 0.0007494, based on IQR multiplier of 3.

Constituent: Fluoride Analysis Run 6/9/2026 2:44 PM View: Outlier Tests

Plant Bowen Client: Southern Company Data: Bowen 1, 2, 9, & 10

Sanitas™ v.10.1.06e Software licensed to Groundwater Stats Consulting. UG

Tukey's Outlier Screening

GWA-41R (bg)

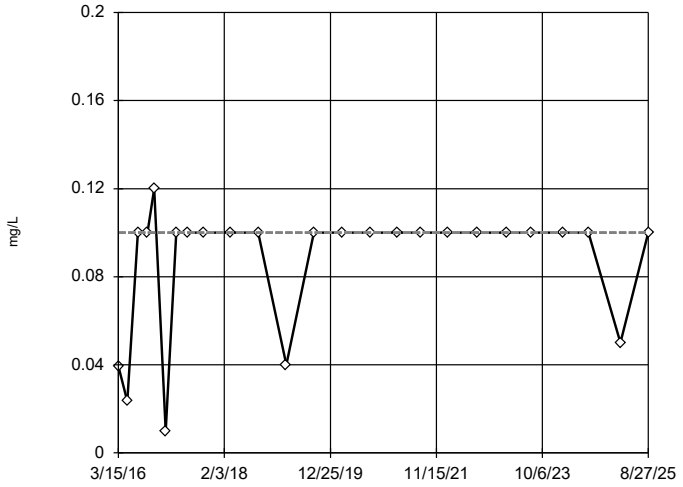

n = 25

No outliers found. Tukey's method selected by user.

Data were x^4 transformed to achieve best W statistic (graph shown in original units).

The results were invalidated, because the lower and upper quartiles are equal.

Constituent: Fluoride Analysis Run 6/9/2026 2:44 PM View: Outlier Tests

Plant Bowen Client: Southern Company Data: Bowen 1, 2, 9, & 10

Tukey's Outlier Screening

GWA-42 (bg)

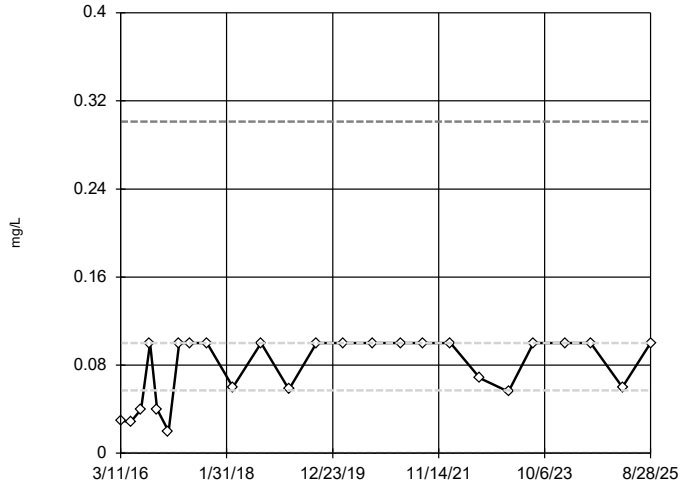

n = 25

No outliers found. Tukey's method selected by user.

Data were square root transformed to achieve best W statistic (graph shown in original units).

High cutoff = 0.3011, low cutoff = 0.00003927, based on IQR multiplier of 3.

Constituent: Fluoride Analysis Run 6/9/2026 2:44 PM View: Outlier Tests

Plant Bowen Client: Southern Company Data: Bowen 1, 2, 9, & 10

Sanitas™ v.10.1.06e Software licensed to Groundwater Stats Consulting. UG

Tukey's Outlier Screening

GWA-43 (bg)

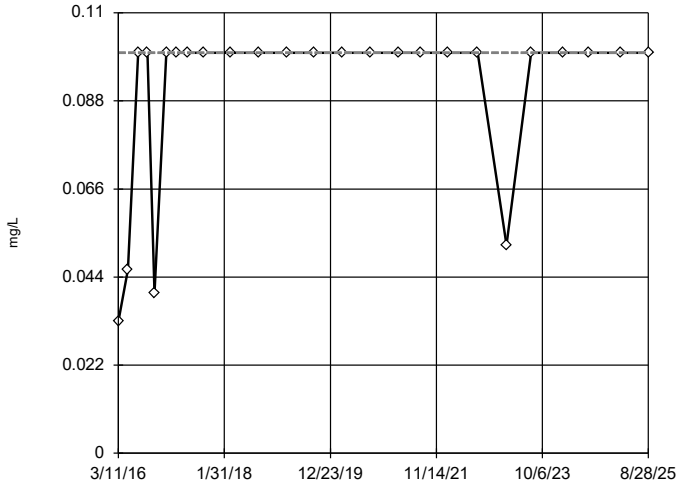

n = 25

No outliers found. Tukey's method selected by user.

Data were natural log transformed to achieve best W statistic (graph shown in original units).

The results were invalidated, because the lower and upper quartiles are equal.

Constituent: Fluoride Analysis Run 6/9/2026 2:44 PM View: Outlier Tests

Plant Bowen Client: Southern Company Data: Bowen 1, 2, 9, & 10

Sanitas™ v.10.1.06e Software licensed to Groundwater Stats Consulting. UG

Tukey's Outlier Screening

GWA-43R (bg)

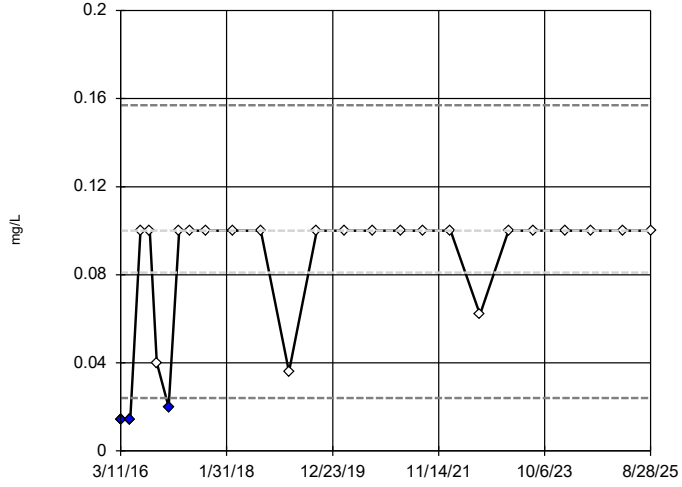

n = 25

Outliers are drawn as solid.
Tukey's method selected by user.

Ladder of Powers transformations did not improve normality; analysis run on raw data.

High cutoff = 0.157, low cutoff = 0.024, based on IQR multiplier of 3.

Constituent: Fluoride Analysis Run 6/9/2026 2:44 PM View: Outlier Tests

Plant Bowen Client: Southern Company Data: Bowen 1, 2, 9, & 10

Sanitas™ v.10.1.06e Software licensed to Groundwater Stats Consulting. UG

Tukey's Outlier Screening

GWA-50 (bg)

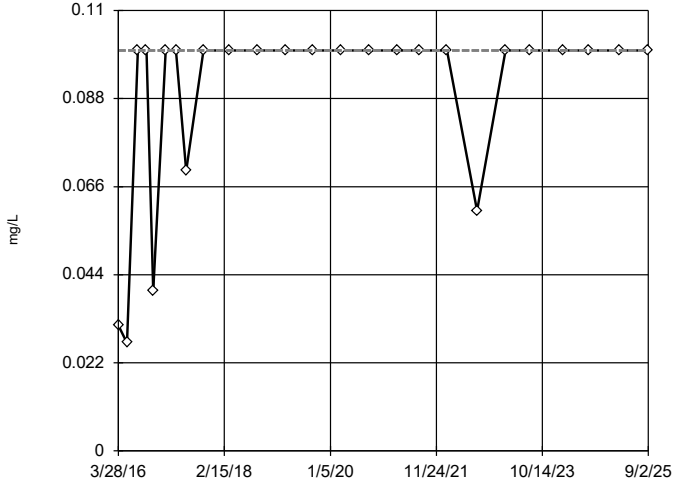

n = 25

No outliers found. Tukey's method selected by user.

Data were square transformed to achieve best W statistic (graph shown in original units).

The results were invalidated, because the lower and upper quartiles are equal.

Constituent: Fluoride Analysis Run 6/9/2026 2:45 PM View: Outlier Tests

Plant Bowen Client: Southern Company Data: Bowen 1, 2, 9, & 10

Sanitas™ v.10.1.06e Software licensed to Groundwater Stats Consulting. UG

Tukey's Outlier Screening

GWA-50R (bg)

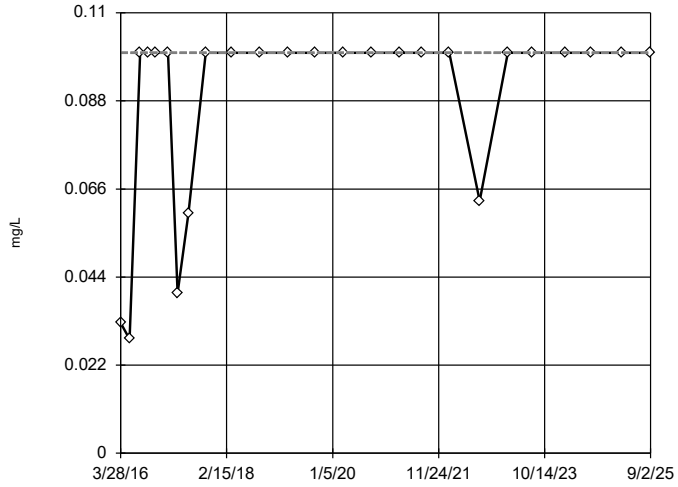

n = 25

No outliers found.
Tukey's method selected by user.

Ladder of Powers transformations did not improve normality; analysis run on raw data.

The results were invalidated, because the lower and upper quartiles are equal.

Constituent: Fluoride Analysis Run 6/9/2026 2:45 PM View: Outlier Tests
Plant Bowen Client: Southern Company Data: Bowen 1, 2, 9, & 10

Sanitas™ v.10.1.06e Software licensed to Groundwater Stats Consulting. UG

Tukey's Outlier Screening

GWC-5

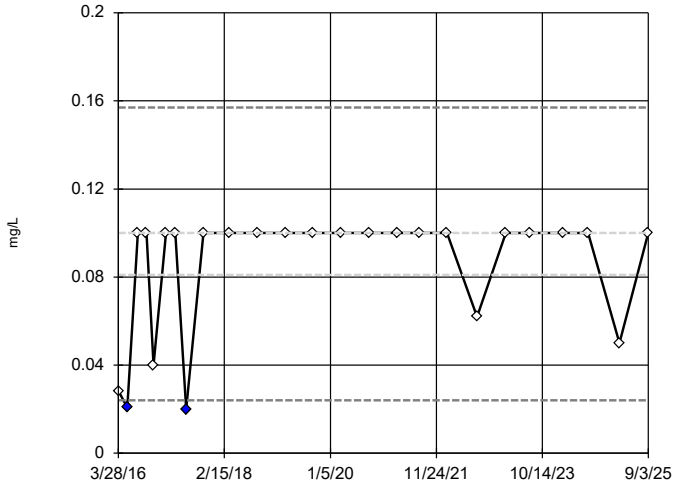

n = 25

Outliers are drawn as solid.
Tukey's method selected by user.

Ladder of Powers transformations did not improve normality; analysis run on raw data.

High cutoff = 0.157, low cutoff = 0.024, based on IQR multiplier of 3.

Constituent: Fluoride Analysis Run 6/9/2026 2:45 PM View: Outlier Tests
Plant Bowen Client: Southern Company Data: Bowen 1, 2, 9, & 10

Sanitas™ v.10.1.06e Software licensed to Groundwater Stats Consulting. UG

Tukey's Outlier Screening

GWC-6

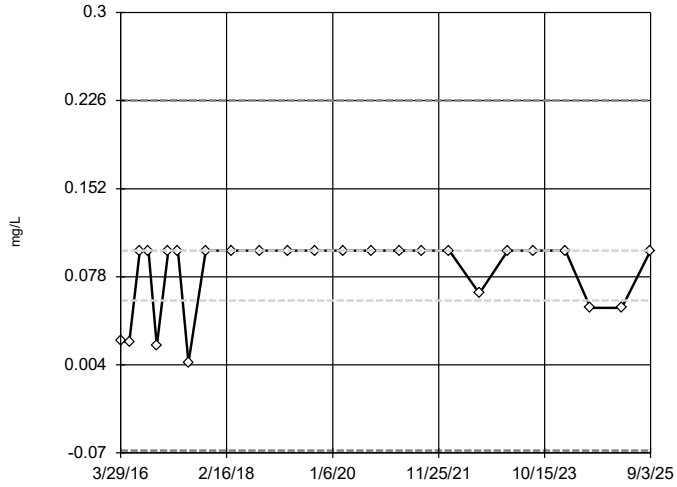

n = 25

No outliers found.
Tukey's method selected by user.

Ladder of Powers transformations did not improve normality; analysis run on raw data.

High cutoff = 0.226, low cutoff = -0.068, based on IQR multiplier of 3.

Constituent: Fluoride Analysis Run 6/9/2026 2:45 PM View: Outlier Tests
Plant Bowen Client: Southern Company Data: Bowen 1, 2, 9, & 10

Sanitas™ v.10.1.06e Software licensed to Groundwater Stats Consulting. UG

Tukey's Outlier Screening

GWC-6RZ

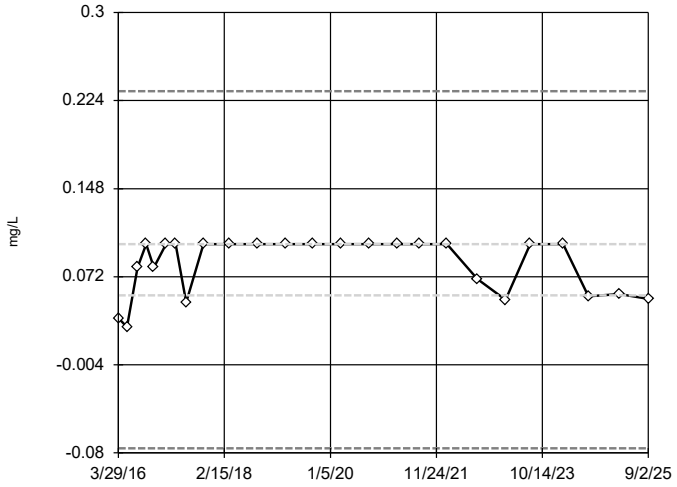

n = 25

No outliers found.
Tukey's method selected by user.

Ladder of Powers transformations did not improve normality; analysis run on raw data.

High cutoff = 0.232, low cutoff = -0.076, based on IQR multiplier of 3.

Constituent: Fluoride Analysis Run 6/9/2026 2:45 PM View: Outlier Tests
Plant Bowen Client: Southern Company Data: Bowen 1, 2, 9, & 10

Tukey's Outlier Screening

GWC-7Z

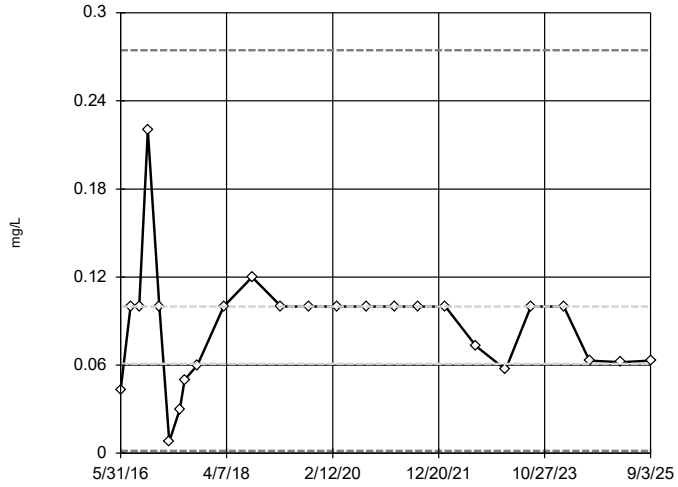

n = 25

No outliers found. Tukey's method selected by user.

Data were square root transformed to achieve best W statistic (graph shown in original units).

High cutoff = 0.2746, low cutoff = 0.001537, based on IQR multiplier of 3.

Constituent: Fluoride Analysis Run 6/9/2026 2:45 PM View: Outlier Tests

Plant Bowen Client: Southern Company Data: Bowen 1, 2, 9, & 10

Sanitas™ v.10.1.06e Software licensed to Groundwater Stats Consulting. UG

Tukey's Outlier Screening

GWC-8RR

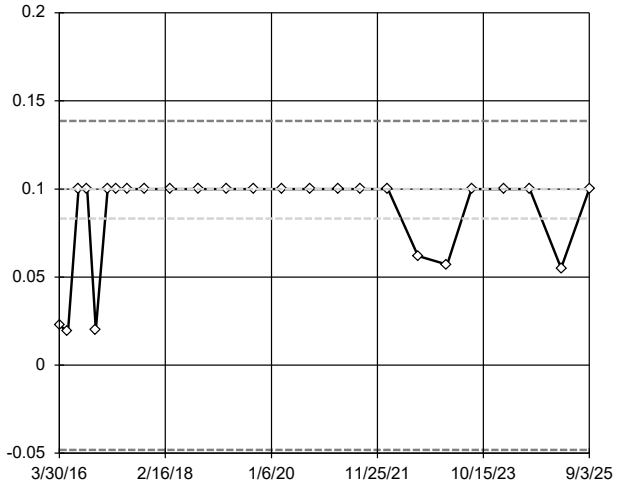

n = 25

No outliers found. Tukey's method selected by user.

Data were square transformed to achieve best W statistic (graph shown in original units).

High cutoff = 0.1387, low cutoff = -0.04808, based on IQR multiplier of 3.

Constituent: Fluoride Analysis Run 6/9/2026 2:45 PM View: Outlier Tests

Plant Bowen Client: Southern Company Data: Bowen 1, 2, 9, & 10

Sanitas™ v.10.1.06e Software licensed to Groundwater Stats Consulting. UG

Tukey's Outlier Screening

GWC-8Z

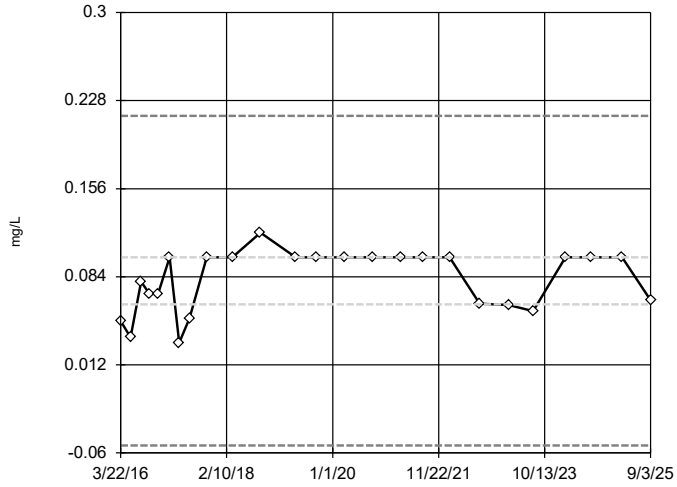

n = 25

No outliers found. Tukey's method selected by user.

Ladder of Powers transformations did not improve normality; analysis run on raw data.

High cutoff = 0.2155, low cutoff = -0.054, based on IQR multiplier of 3.

Constituent: Fluoride Analysis Run 6/9/2026 2:45 PM View: Outlier Tests

Plant Bowen Client: Southern Company Data: Bowen 1, 2, 9, & 10

Sanitas™ v.10.1.06e Software licensed to Groundwater Stats Consulting. UG

Tukey's Outlier Screening

GWC-9

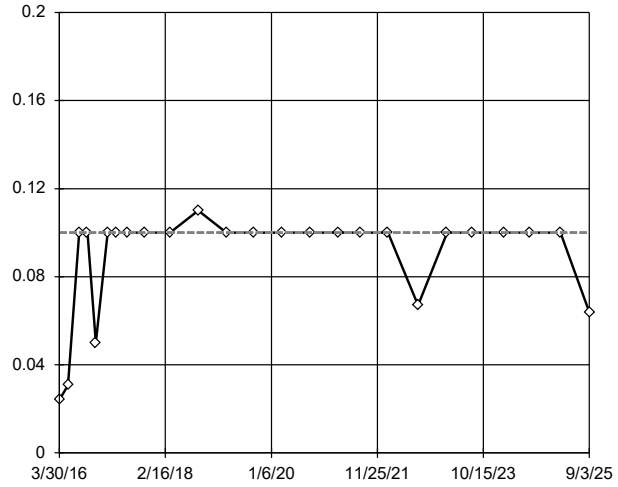

n = 25

No outliers found. Tukey's method selected by user.

Data were x^6 transformed to achieve best W statistic (graph shown in original units).

The results were invalidated, because the lower and upper quartiles are equal.

Constituent: Fluoride Analysis Run 6/9/2026 2:45 PM View: Outlier Tests

Plant Bowen Client: Southern Company Data: Bowen 1, 2, 9, & 10

Tukey's Outlier Screening

GWC-10

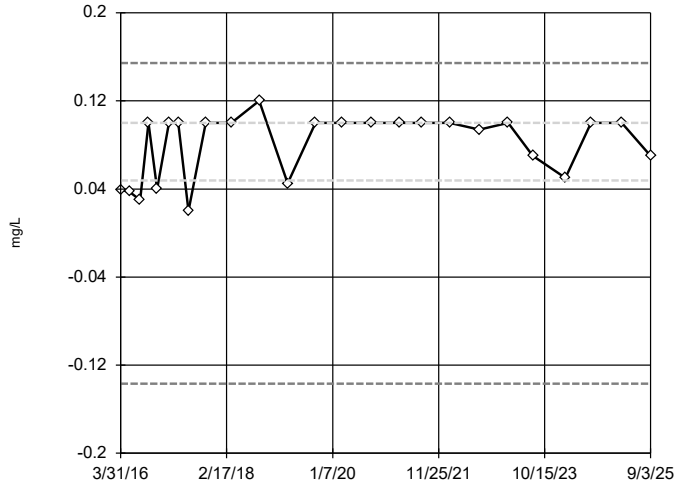

n = 25

No outliers found. Tukey's method selected by user.

Data were cube transformed to achieve best W statistic (graph shown in original units).

High cutoff = 0.1543, low cutoff = -0.1369, based on IQR multiplier of 3.

Constituent: Fluoride Analysis Run 6/9/2026 2:45 PM View: Outlier Tests

Plant Bowen Client: Southern Company Data: Bowen 1, 2, 9, & 10

Sanitas™ v.10.1.06e Software licensed to Groundwater Stats Consulting. UG

Tukey's Outlier Screening

GWC-10R

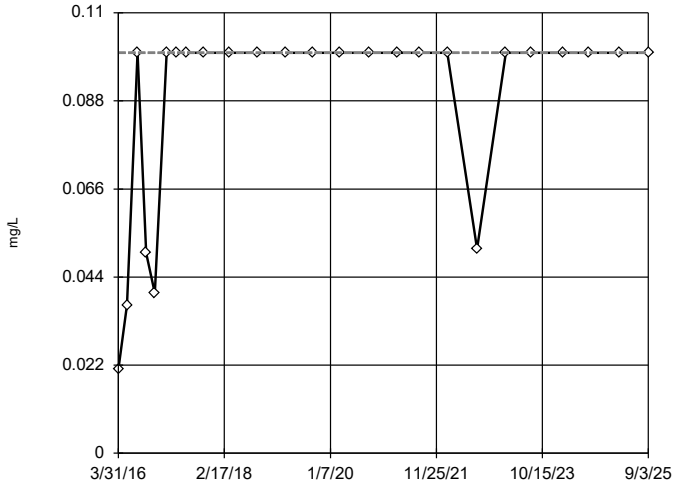

n = 25

No outliers found. Tukey's method selected by user.

Data were cube root transformed to achieve best W statistic (graph shown in original units).

The results were invalidated, because the lower and upper quartiles are equal.

Constituent: Fluoride Analysis Run 6/9/2026 2:45 PM View: Outlier Tests

Plant Bowen Client: Southern Company Data: Bowen 1, 2, 9, & 10

Sanitas™ v.10.1.06e Software licensed to Groundwater Stats Consulting. UG

Tukey's Outlier Screening

GWC-11

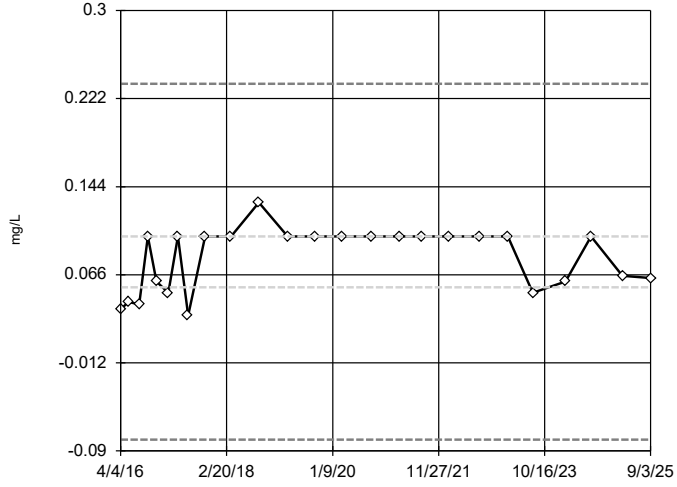

n = 25

No outliers found. Tukey's method selected by user.

Ladder of Powers transformations did not improve normality; analysis run on raw data.

High cutoff = 0.235, low cutoff = -0.08, based on IQR multiplier of 3.

Constituent: Fluoride Analysis Run 6/9/2026 2:45 PM View: Outlier Tests

Plant Bowen Client: Southern Company Data: Bowen 1, 2, 9, & 10

Sanitas™ v.10.1.06e Software licensed to Groundwater Stats Consulting. UG

Tukey's Outlier Screening

GWC-11R

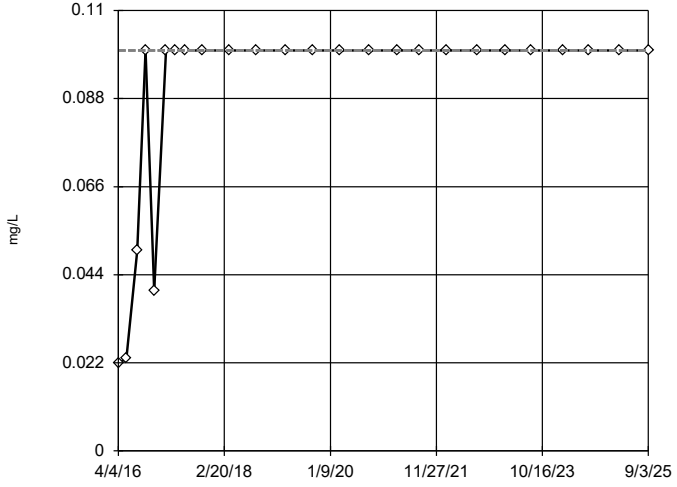

n = 25

No outliers found. Tukey's method selected by user.

Data were square root transformed to achieve best W statistic (graph shown in original units).

The results were invalidated, because the lower and upper quartiles are equal.

Constituent: Fluoride Analysis Run 6/9/2026 2:45 PM View: Outlier Tests

Plant Bowen Client: Southern Company Data: Bowen 1, 2, 9, & 10

Tukey's Outlier Screening

GWC-12

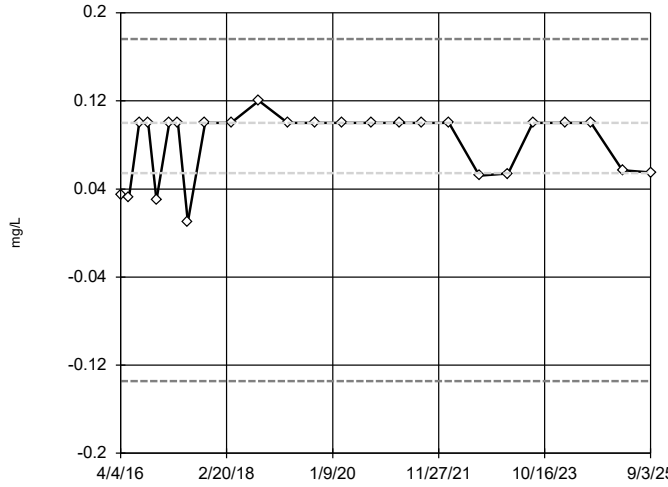

n = 25

No outliers found. Tukey's method selected by user.

Data were square transformed to achieve best W statistic (graph shown in original units).

High cutoff = 0.1763, low cutoff = -0.1346, based on IQR multiplier of 3.

Constituent: Fluoride Analysis Run 6/9/2026 2:45 PM View: Outlier Tests

Plant Bowen Client: Southern Company Data: Bowen 1, 2, 9, & 10

Sanitas™ v.10.1.06e Software licensed to Groundwater Stats Consulting. UG

Tukey's Outlier Screening

GWC-13

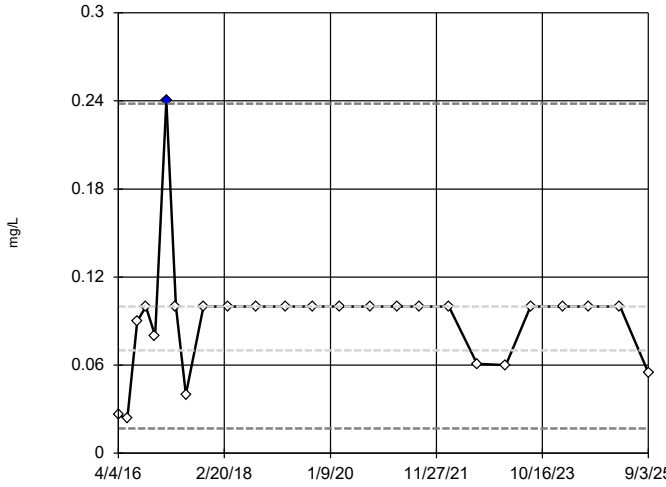

n = 25

Outlier is drawn as solid. Tukey's method selected by user.

Data were cube root transformed to achieve best W statistic (graph shown in original units).

High cutoff = 0.2381, low cutoff = 0.01689, based on IQR multiplier of 3.

Constituent: Fluoride Analysis Run 6/9/2026 2:45 PM View: Outlier Tests

Plant Bowen Client: Southern Company Data: Bowen 1, 2, 9, & 10

Sanitas™ v.10.1.06e Software licensed to Groundwater Stats Consulting. UG

Tukey's Outlier Screening

GWC-13RZ

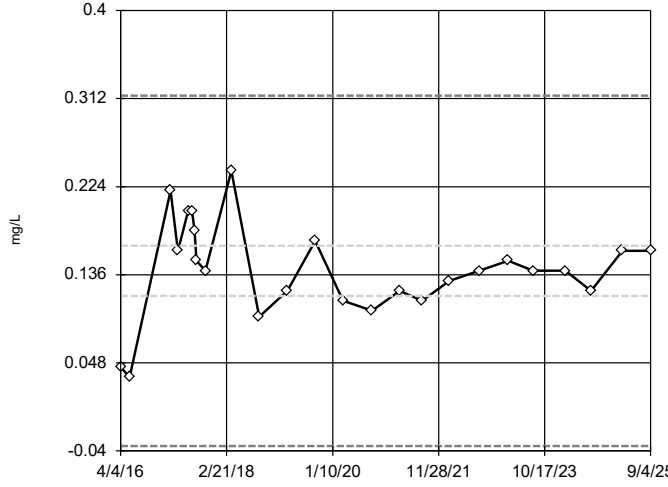

n = 25

No outliers found. Tukey's method selected by user.

Ladder of Powers transformations did not improve normality; analysis run on raw data.

High cutoff = 0.315, low cutoff = -0.035, based on IQR multiplier of 3.

Constituent: Fluoride Analysis Run 6/9/2026 2:45 PM View: Outlier Tests

Plant Bowen Client: Southern Company Data: Bowen 1, 2, 9, & 10

Sanitas™ v.10.1.06e Software licensed to Groundwater Stats Consulting. UG

Tukey's Outlier Screening

GWC-14Z

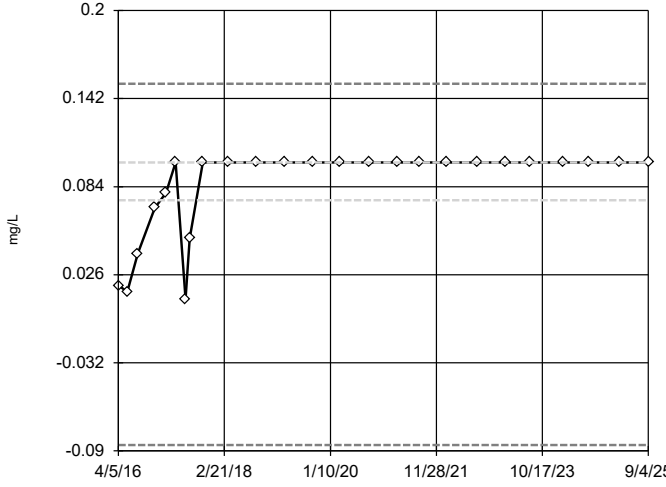

n = 25

No outliers found. Tukey's method selected by user.

Data were square transformed to achieve best W statistic (graph shown in original units).

High cutoff = 0.1518, low cutoff = -0.08602, based on IQR multiplier of 3.

Constituent: Fluoride Analysis Run 6/9/2026 2:45 PM View: Outlier Tests

Plant Bowen Client: Southern Company Data: Bowen 1, 2, 9, & 10

Tukey's Outlier Screening

GWC-15R

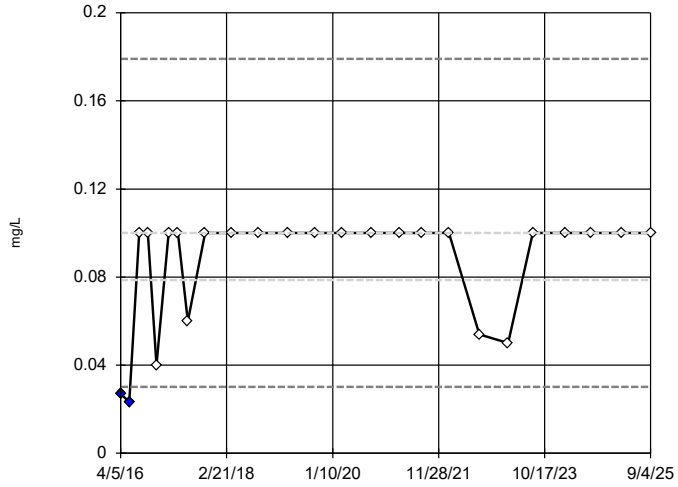

n = 25

Outliers are drawn as solid.
Tukey's method selected by user.

Data were square root transformed to achieve best W statistic (graph shown in original units).

High cutoff = 0.1791, low cutoff = 0.03016, based on IQR multiplier of 3.

Constituent: Fluoride Analysis Run 6/9/2026 2:45 PM View: Outlier Tests
Plant Bowen Client: Southern Company Data: Bowen 1, 2, 9, & 10

Sanitas™ v.10.1.06e Software licensed to Groundwater Stats Consulting. UG

Tukey's Outlier Screening

GWC-15Z

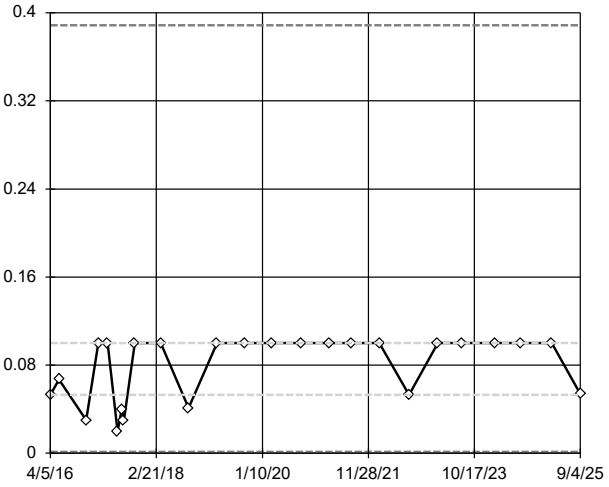

n = 25

No outliers found.
Tukey's method selected by user.

Data were cube root transformed to achieve best W statistic (graph shown in original units).

High cutoff = 0.3886, low cutoff = 0.001332, based on IQR multiplier of 3.

Constituent: Fluoride Analysis Run 6/9/2026 2:45 PM View: Outlier Tests
Plant Bowen Client: Southern Company Data: Bowen 1, 2, 9, & 10

Sanitas™ v.10.1.06e Software licensed to Groundwater Stats Consulting. UG

Tukey's Outlier Screening

GWC-44

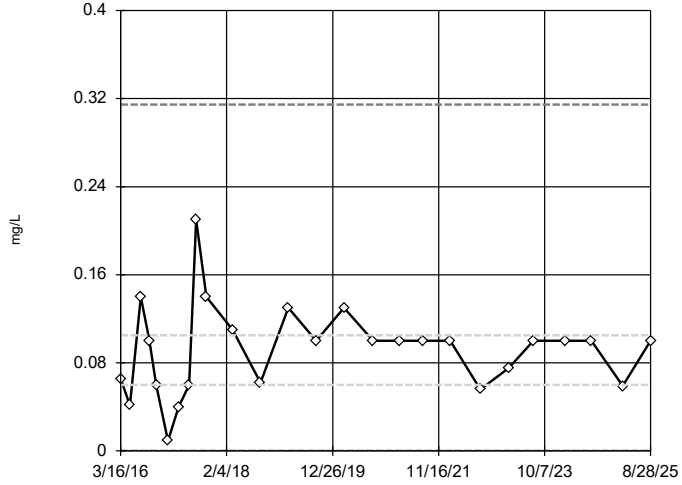

n = 26

No outliers found.
Tukey's method selected by user.

Data were square root transformed to achieve best W statistic (graph shown in original units).

High cutoff = 0.3146, low cutoff = 0.00006337, based on IQR multiplier of 3.

Constituent: Fluoride Analysis Run 6/9/2026 2:45 PM View: Outlier Tests
Plant Bowen Client: Southern Company Data: Bowen 1, 2, 9, & 10

Sanitas™ v.10.1.06e Software licensed to Groundwater Stats Consulting. UG

Tukey's Outlier Screening

GWC-45

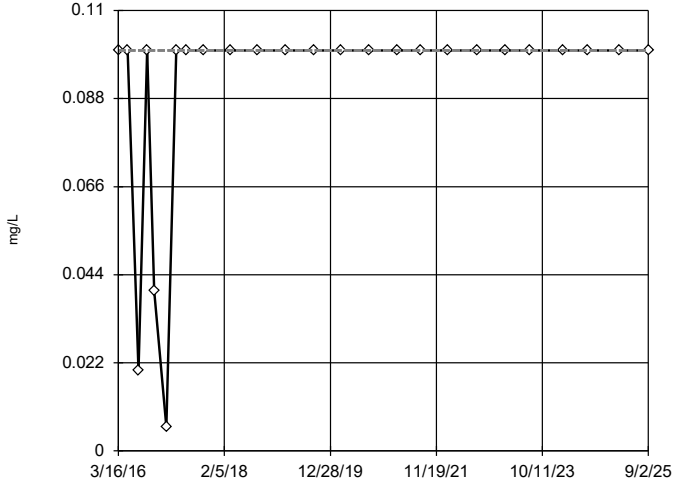

n = 25

No outliers found.
Tukey's method selected by user.

Ladder of Powers transformations did not improve normality; analysis run on raw data.

The results were invalidated, because the lower and upper quartiles are equal.

Constituent: Fluoride Analysis Run 6/9/2026 2:45 PM View: Outlier Tests
Plant Bowen Client: Southern Company Data: Bowen 1, 2, 9, & 10

Tukey's Outlier Screening

GWC-45R

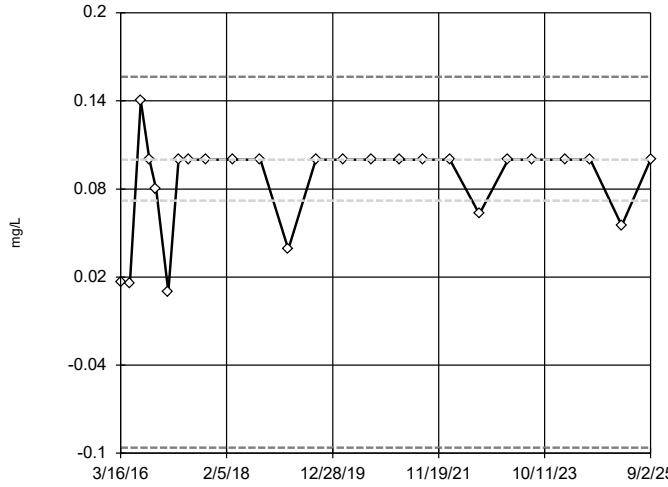

n = 25

No outliers found. Tukey's method selected by user.

Data were square transformed to achieve best W statistic (graph shown in original units).

High cutoff = 0.1564, low cutoff = -0.09624, based on IQR multiplier of 3.

Constituent: Fluoride Analysis Run 6/9/2026 2:45 PM View: Outlier Tests

Plant Bowen Client: Southern Company Data: Bowen 1, 2, 9, & 10

Sanitas™ v.10.1.06e Software licensed to Groundwater Stats Consulting. UG

Tukey's Outlier Screening

GWC-46R

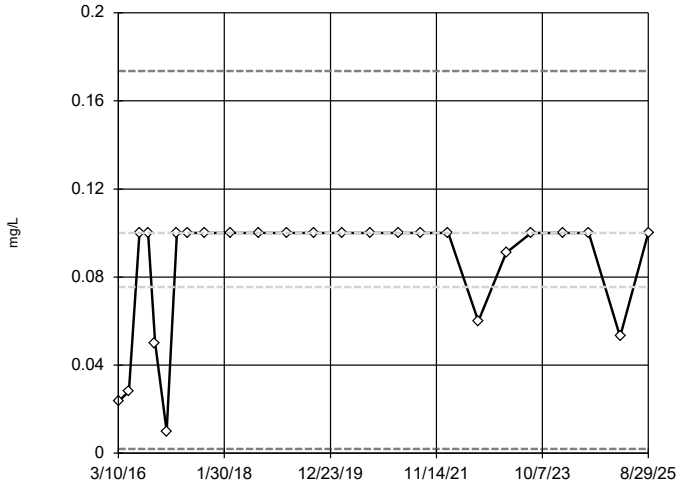

n = 25

No outliers found. Tukey's method selected by user.

Ladder of Powers transformations did not improve normality; analysis run on raw data.

High cutoff = 0.1735, low cutoff = 0.002, based on IQR multiplier of 3.

Constituent: Fluoride Analysis Run 6/9/2026 2:45 PM View: Outlier Tests

Plant Bowen Client: Southern Company Data: Bowen 1, 2, 9, & 10

Sanitas™ v.10.1.06e Software licensed to Groundwater Stats Consulting. UG

Tukey's Outlier Screening

GWC-47

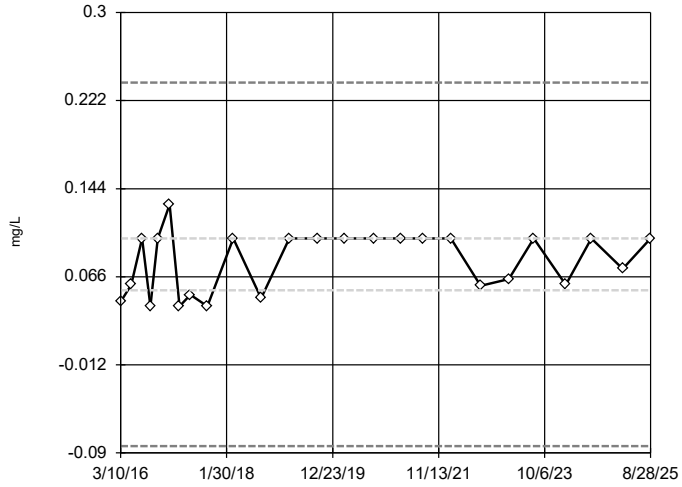

n = 25

No outliers found. Tukey's method selected by user.

Ladder of Powers transformations did not improve normality; analysis run on raw data.

High cutoff = 0.238, low cutoff = -0.084, based on IQR multiplier of 3.

Constituent: Fluoride Analysis Run 6/9/2026 2:45 PM View: Outlier Tests

Plant Bowen Client: Southern Company Data: Bowen 1, 2, 9, & 10

Sanitas™ v.10.1.06e Software licensed to Groundwater Stats Consulting. UG

Tukey's Outlier Screening

GWC-47R

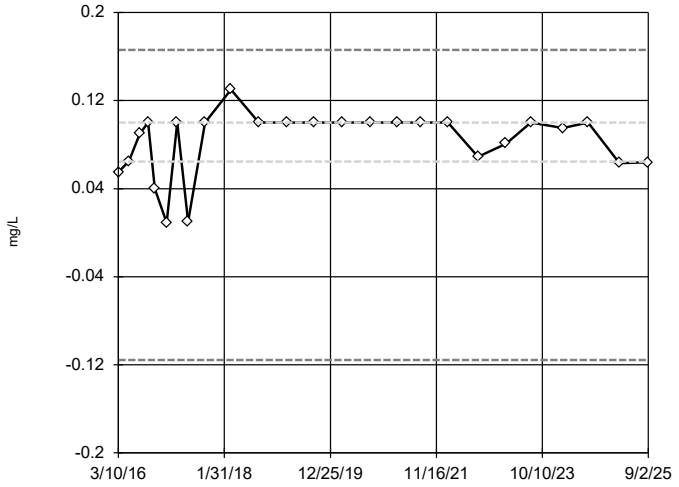

n = 25

No outliers found. Tukey's method selected by user.

Data were square transformed to achieve best W statistic (graph shown in original units).

High cutoff = 0.1659, low cutoff = -0.1156, based on IQR multiplier of 3.

Constituent: Fluoride Analysis Run 6/9/2026 2:45 PM View: Outlier Tests

Plant Bowen Client: Southern Company Data: Bowen 1, 2, 9, & 10

Tukey's Outlier Screening

GWC-48

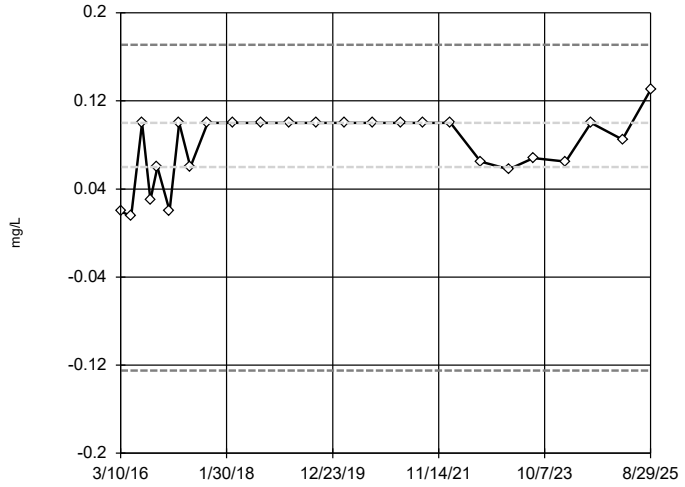

n = 25

No outliers found. Tukey's method selected by user.

Data were square transformed to achieve best W statistic (graph shown in original units).

High cutoff = 0.1709, low cutoff = -0.1249, based on IQR multiplier of 3.

Constituent: Fluoride Analysis Run 6/9/2026 2:45 PM View: Outlier Tests

Plant Bowen Client: Southern Company Data: Bowen 1, 2, 9, & 10

Sanitas™ v.10.1.06e Software licensed to Groundwater Stats Consulting. UG

Tukey's Outlier Screening

GWC-49R

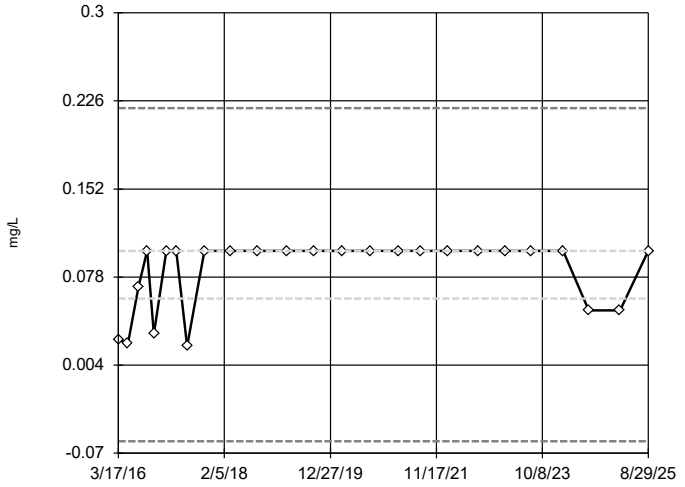

n = 25

No outliers found. Tukey's method selected by user.

Ladder of Powers transformations did not improve normality; analysis run on raw data.

High cutoff = 0.22, low cutoff = -0.06, based on IQR multiplier of 3.

Constituent: Fluoride Analysis Run 6/9/2026 2:45 PM View: Outlier Tests

Plant Bowen Client: Southern Company Data: Bowen 1, 2, 9, & 10

Sanitas™ v.10.1.06e Software licensed to Groundwater Stats Consulting. UG

Tukey's Outlier Screening

GWC-49Z

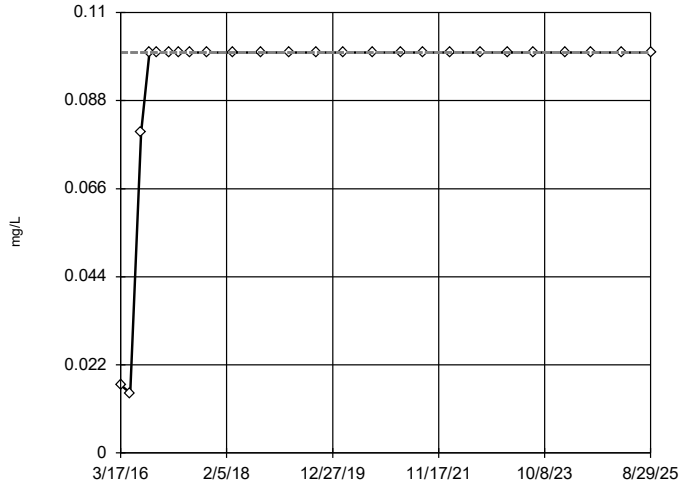

n = 25

No outliers found. Tukey's method selected by user.

Data were x^6 transformed to achieve best W statistic (graph shown in original units).

The results were invalidated, because the lower and upper quartiles are equal.

Constituent: Fluoride Analysis Run 6/9/2026 2:45 PM View: Outlier Tests

Plant Bowen Client: Southern Company Data: Bowen 1, 2, 9, & 10

Sanitas™ v.10.1.06e Software licensed to Groundwater Stats Consulting. UG

Tukey's Outlier Screening

GWA-1 (bg)

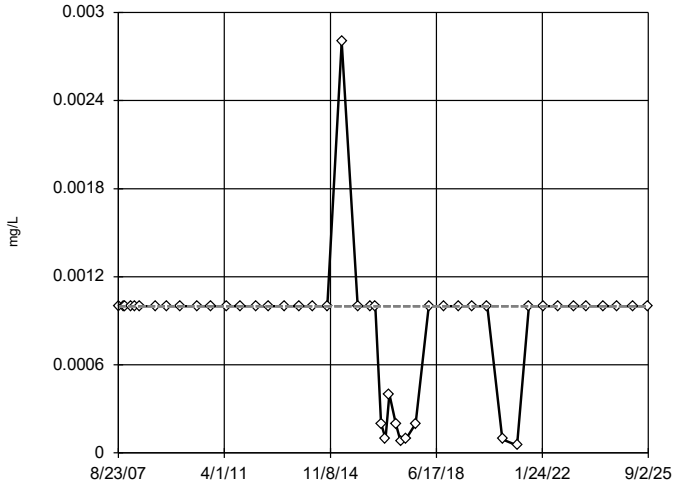

n = 46

No outliers found. Tukey's method selected by user.

Data were square root transformed to achieve best W statistic (graph shown in original units).

The results were invalidated, because the lower and upper quartiles are equal.

Constituent: Lead Analysis Run 6/9/2026 2:45 PM View: Outlier Tests

Plant Bowen Client: Southern Company Data: Bowen 1, 2, 9, & 10

Tukey's Outlier Screening

GWA-2 (bg)

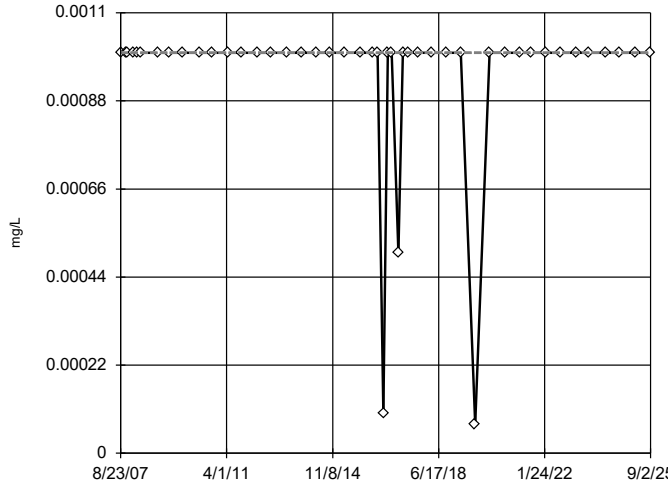

n = 46

No outliers found. Tukey's method selected by user.

Data were square transformed to achieve best W statistic (graph shown in original units).

The results were invalidated, because the lower and upper quartiles are equal.

Constituent: Lead Analysis Run 6/9/2026 2:45 PM View: Outlier Tests

Plant Bowen Client: Southern Company Data: Bowen 1, 2, 9, & 10

Sanitas™ v.10.1.06e Software licensed to Groundwater Stats Consulting. UG

Tukey's Outlier Screening

GWA-2R (bg)

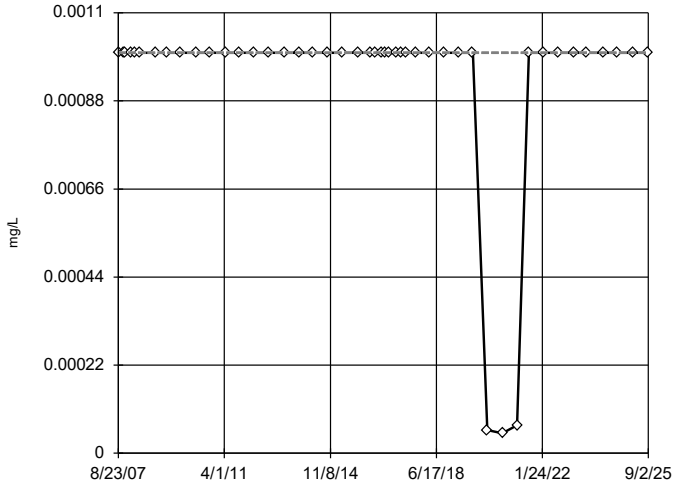

n = 46

No outliers found. Tukey's method selected by user.

Data were natural log transformed to achieve best W statistic (graph shown in original units).

The results were invalidated, because the lower and upper quartiles are equal.

Constituent: Lead Analysis Run 6/9/2026 2:45 PM View: Outlier Tests

Plant Bowen Client: Southern Company Data: Bowen 1, 2, 9, & 10

Sanitas™ v.10.1.06e Software licensed to Groundwater Stats Consulting. UG

Tukey's Outlier Screening

GWA-3A (bg)

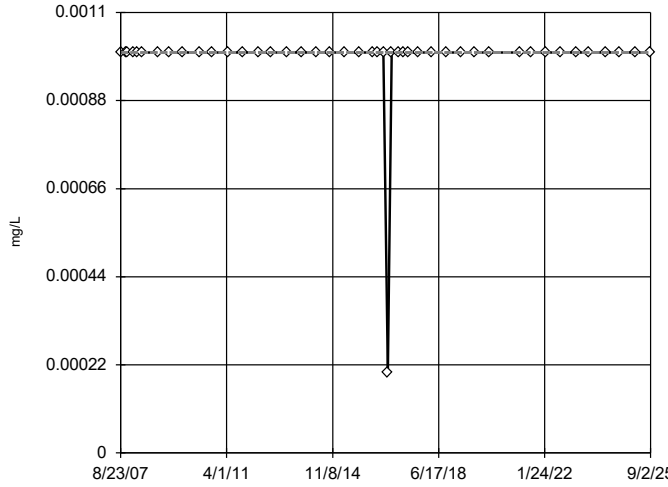

n = 45

No outliers found. Tukey's method selected by user.

Data were cube transformed to achieve best W statistic (graph shown in original units).

The results were invalidated, because the lower and upper quartiles are equal.

Constituent: Lead Analysis Run 6/9/2026 2:45 PM View: Outlier Tests

Plant Bowen Client: Southern Company Data: Bowen 1, 2, 9, & 10

Sanitas™ v.10.1.06e Software licensed to Groundwater Stats Consulting. UG

Tukey's Outlier Screening

GWA-4RZ (bg)

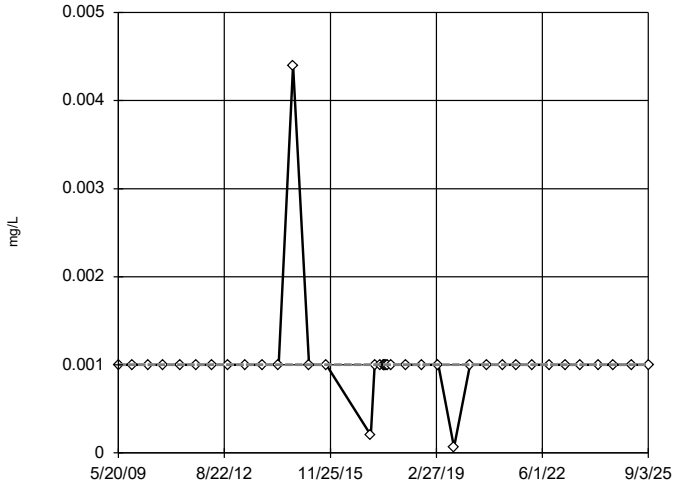

n = 39

No outliers found. Tukey's method selected by user.

Data were cube root transformed to achieve best W statistic (graph shown in original units).

The results were invalidated, because the lower and upper quartiles are equal.

Constituent: Lead Analysis Run 6/9/2026 2:45 PM View: Outlier Tests

Plant Bowen Client: Southern Company Data: Bowen 1, 2, 9, & 10

Tukey's Outlier Screening

GWA-39RZ (bg)

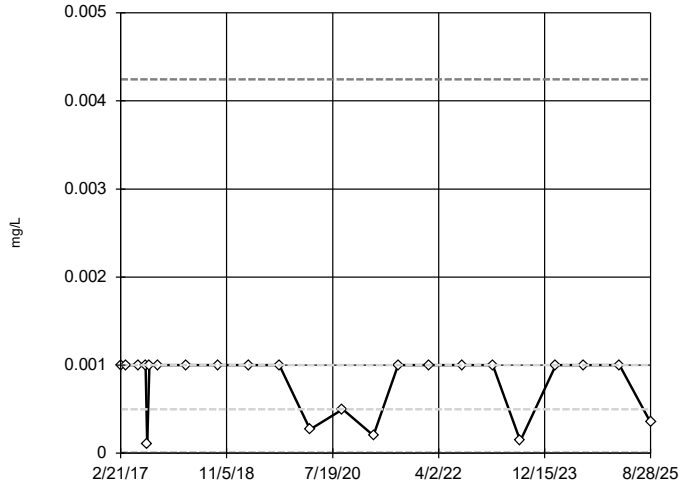

n = 23

No outliers found. Tukey's method selected by user.

Data were cube root transformed to achieve best W statistic (graph shown in original units).

High cutoff = 0.004243, low cutoff = 0.000005341, based on IQR multiplier of 3.

Constituent: Lead Analysis Run 6/9/2026 2:45 PM View: Outlier Tests

Plant Bowen Client: Southern Company Data: Bowen 1, 2, 9, & 10

Sanitas™ v.10.1.06e Software licensed to Groundwater Stats Consulting. UG

Tukey's Outlier Screening

GWA-39Z (bg)

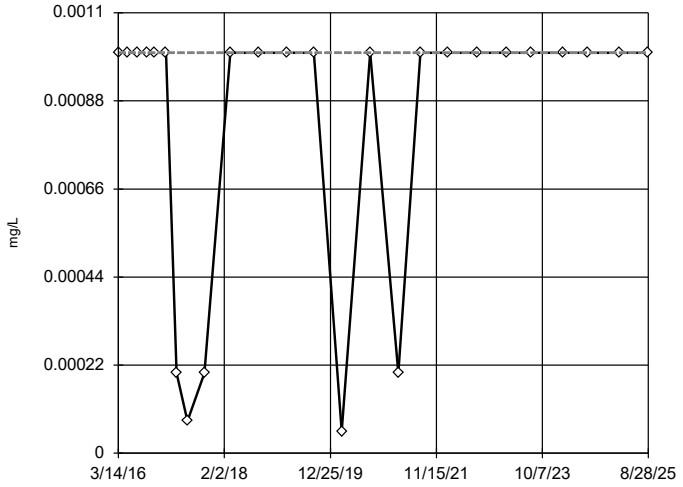

n = 25

No outliers found. Tukey's method selected by user.

Data were natural log transformed to achieve best W statistic (graph shown in original units).

The results were invalidated, because the lower and upper quartiles are equal.

Constituent: Lead Analysis Run 6/9/2026 2:45 PM View: Outlier Tests

Plant Bowen Client: Southern Company Data: Bowen 1, 2, 9, & 10

Sanitas™ v.10.1.06e Software licensed to Groundwater Stats Consulting. UG

Tukey's Outlier Screening

GWA-40 (bg)

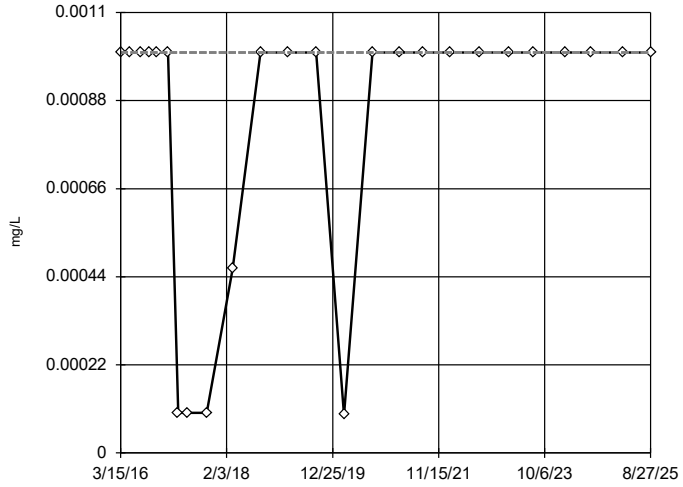

n = 25

No outliers found. Tukey's method selected by user.

Ladder of Powers transformations did not improve normality; analysis run on raw data.

The results were invalidated, because the lower and upper quartiles are equal.

Constituent: Lead Analysis Run 6/9/2026 2:45 PM View: Outlier Tests

Plant Bowen Client: Southern Company Data: Bowen 1, 2, 9, & 10

Sanitas™ v.10.1.06e Software licensed to Groundwater Stats Consulting. UG

Tukey's Outlier Screening

GWA-41 (bg)

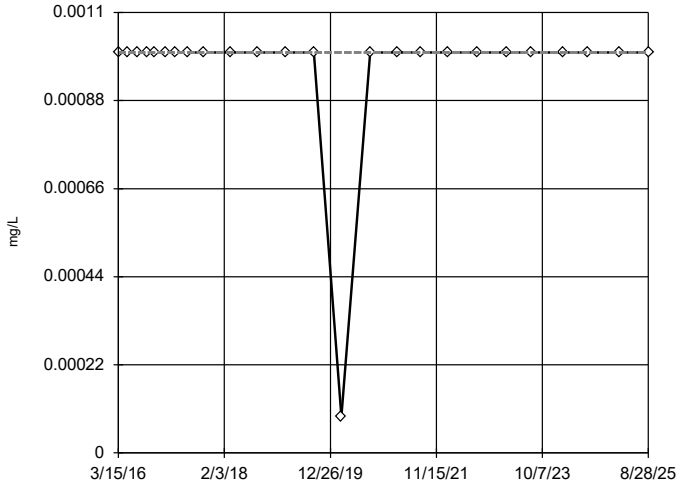

n = 25

No outliers found. Tukey's method selected by user.

Ladder of Powers transformations did not improve normality; analysis run on raw data.

The results were invalidated, because the lower and upper quartiles are equal.

Constituent: Lead Analysis Run 6/9/2026 2:45 PM View: Outlier Tests

Plant Bowen Client: Southern Company Data: Bowen 1, 2, 9, & 10

Tukey's Outlier Screening

GWA-41R (bg)

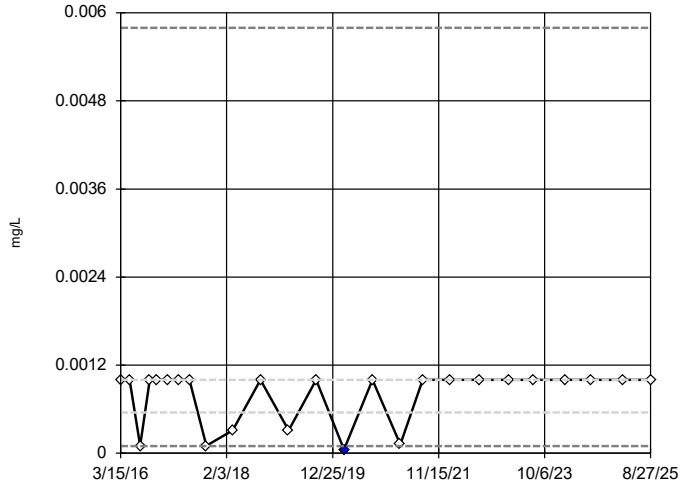

n = 25

Outlier is drawn as solid. Tukey's method selected by user.

Data were natural log transformed to achieve best W statistic (graph shown in original units).

High cutoff = 0.005794, low cutoff = 0.0000961, based on IQR multiplier of 3.

Constituent: Lead Analysis Run 6/9/2026 2:45 PM View: Outlier Tests

Plant Bowen Client: Southern Company Data: Bowen 1, 2, 9, & 10

Sanitas™ v.10.1.06e Software licensed to Groundwater Stats Consulting. UG

Tukey's Outlier Screening

GWA-42 (bg)

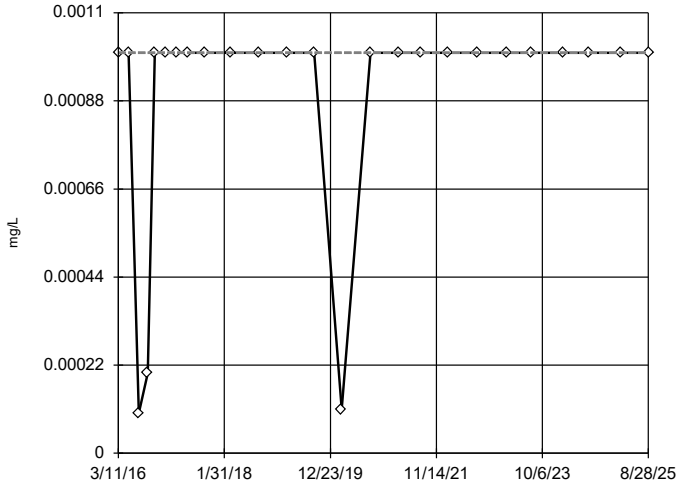

n = 25

No outliers found. Tukey's method selected by user.

Data were natural log transformed to achieve best W statistic (graph shown in original units).

The results were invalidated, because the lower and upper quartiles are equal.

Constituent: Lead Analysis Run 6/9/2026 2:45 PM View: Outlier Tests

Plant Bowen Client: Southern Company Data: Bowen 1, 2, 9, & 10

Sanitas™ v.10.1.06e Software licensed to Groundwater Stats Consulting. UG

Tukey's Outlier Screening

GWA-43 (bg)

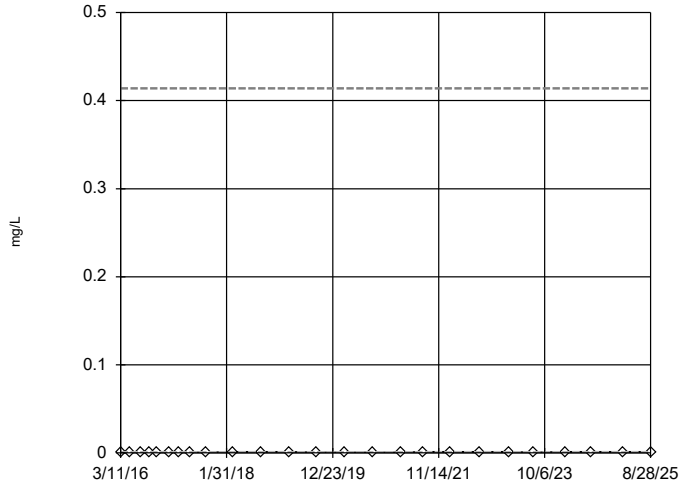

n = 25

No outliers found. Tukey's method selected by user.

Data were natural log transformed to achieve best W statistic (graph shown in original units).

High cutoff = 0.4141, low cutoff = 3.2e-7, based on IQR multiplier of 3.

Constituent: Lead Analysis Run 6/9/2026 2:45 PM View: Outlier Tests

Plant Bowen Client: Southern Company Data: Bowen 1, 2, 9, & 10

Sanitas™ v.10.1.06e Software licensed to Groundwater Stats Consulting. UG

Tukey's Outlier Screening

GWA-43R (bg)

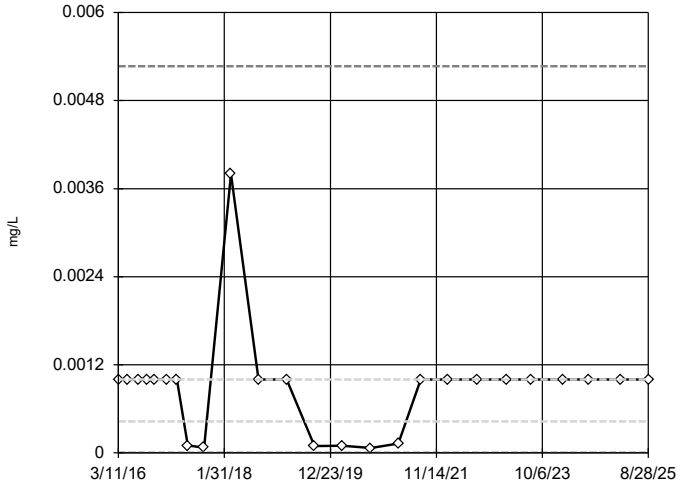

n = 25

No outliers found. Tukey's method selected by user.

Data were cube root transformed to achieve best W statistic (graph shown in original units).

High cutoff = 0.005269, low cutoff = 2.3e-9, based on IQR multiplier of 3.

Constituent: Lead Analysis Run 6/9/2026 2:45 PM View: Outlier Tests

Plant Bowen Client: Southern Company Data: Bowen 1, 2, 9, & 10

Sanitas™ v.10.1.06e Software licensed to Groundwater Stats Consulting. UG

Tukey's Outlier Screening

GWA-50 (bg)

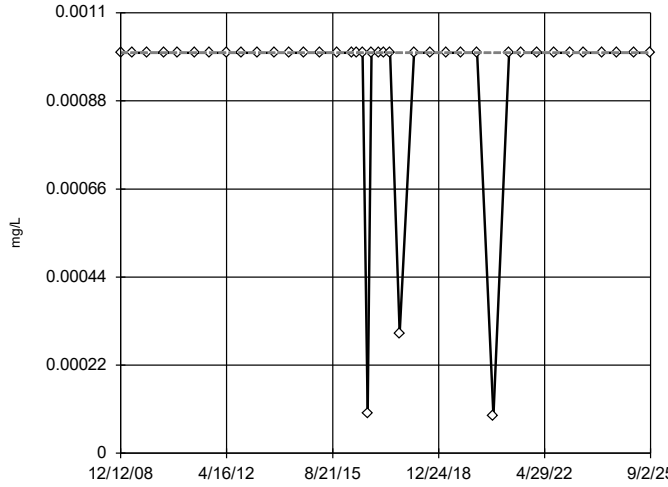

n = 40

No outliers found. Tukey's method selected by user.

Data were square root transformed to achieve best W statistic (graph shown in original units).

The results were invalidated, because the lower and upper quartiles are equal.

Constituent: Lead Analysis Run 6/9/2026 2:45 PM View: Outlier Tests

Plant Bowen Client: Southern Company Data: Bowen 1, 2, 9, & 10

Sanitas™ v.10.1.06e Software licensed to Groundwater Stats Consulting. UG

Tukey's Outlier Screening

GWA-50R (bg)

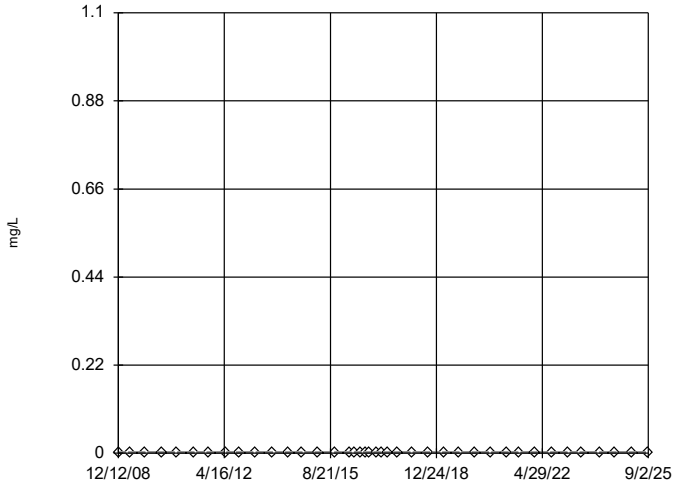

n = 40

No outliers found. Tukey's method selected by user.

All values are the same.

Constituent: Lead Analysis Run 6/9/2026 2:45 PM View: Outlier Tests

Plant Bowen Client: Southern Company Data: Bowen 1, 2, 9, & 10

Sanitas™ v.10.1.06e Software licensed to Groundwater Stats Consulting. UG

Tukey's Outlier Screening

GWC-5

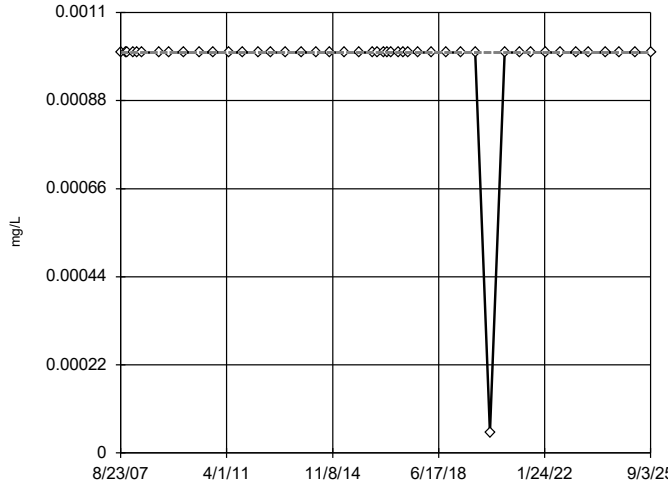

n = 46

No outliers found. Tukey's method selected by user.

Ladder of Powers transformations did not improve normality; analysis run on raw data.

The results were invalidated, because the lower and upper quartiles are equal.

Constituent: Lead Analysis Run 6/9/2026 2:45 PM View: Outlier Tests

Plant Bowen Client: Southern Company Data: Bowen 1, 2, 9, & 10

Sanitas™ v.10.1.06e Software licensed to Groundwater Stats Consulting. UG

Tukey's Outlier Screening

GWC-6

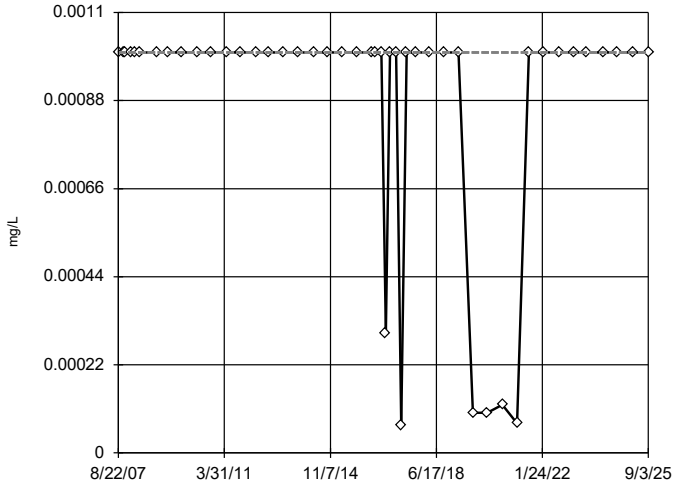

n = 46

No outliers found. Tukey's method selected by user.

Data were natural log transformed to achieve best W statistic (graph shown in original units).

The results were invalidated, because the lower and upper quartiles are equal.

Constituent: Lead Analysis Run 6/9/2026 2:45 PM View: Outlier Tests

Plant Bowen Client: Southern Company Data: Bowen 1, 2, 9, & 10

Tukey's Outlier Screening

GWC-6RZ

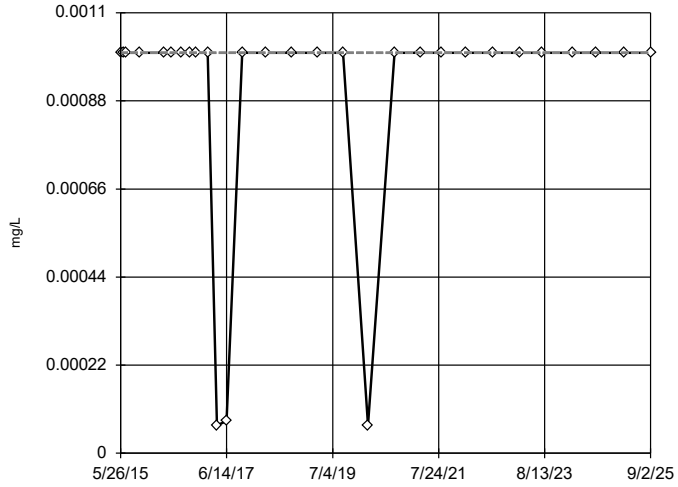

n = 29

No outliers found. Tukey's method selected by user.

Data were natural log transformed to achieve best W statistic (graph shown in original units).

The results were invalidated, because the lower and upper quartiles are equal.

Constituent: Lead Analysis Run 6/9/2026 2:45 PM View: Outlier Tests

Plant Bowen Client: Southern Company Data: Bowen 1, 2, 9, & 10

Sanitas™ v.10.1.06e Software licensed to Groundwater Stats Consulting. UG

Tukey's Outlier Screening

GWC-7Z

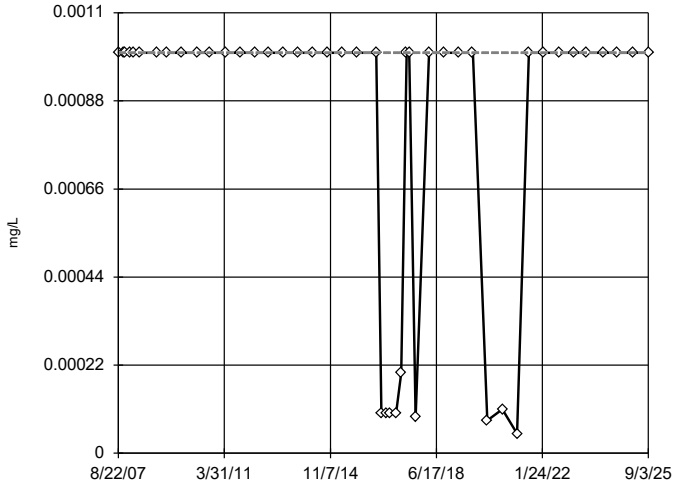

n = 46

No outliers found. Tukey's method selected by user.

Data were natural log transformed to achieve best W statistic (graph shown in original units).

The results were invalidated, because the lower and upper quartiles are equal.

Constituent: Lead Analysis Run 6/9/2026 2:45 PM View: Outlier Tests

Plant Bowen Client: Southern Company Data: Bowen 1, 2, 9, & 10

Sanitas™ v.10.1.06e Software licensed to Groundwater Stats Consulting. UG

Tukey's Outlier Screening

GWC-8RR

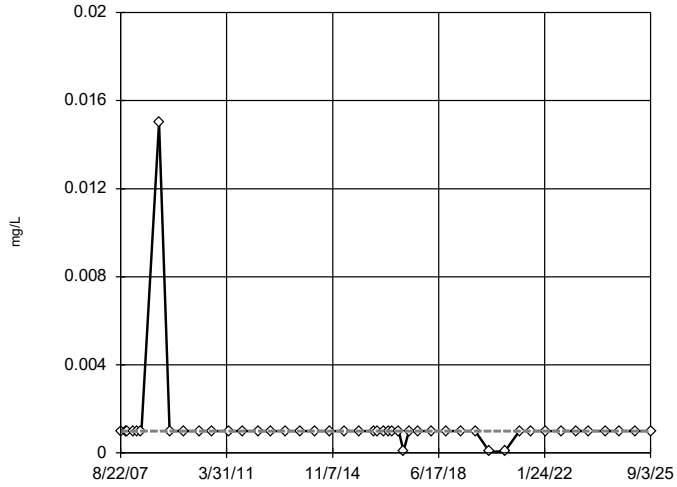

n = 46

No outliers found. Tukey's method selected by user.

Data were natural log transformed to achieve best W statistic (graph shown in original units).

The results were invalidated, because the lower and upper quartiles are equal.

Constituent: Lead Analysis Run 6/9/2026 2:45 PM View: Outlier Tests

Plant Bowen Client: Southern Company Data: Bowen 1, 2, 9, & 10

Sanitas™ v.10.1.06e Software licensed to Groundwater Stats Consulting. UG

Tukey's Outlier Screening

GWC-8Z

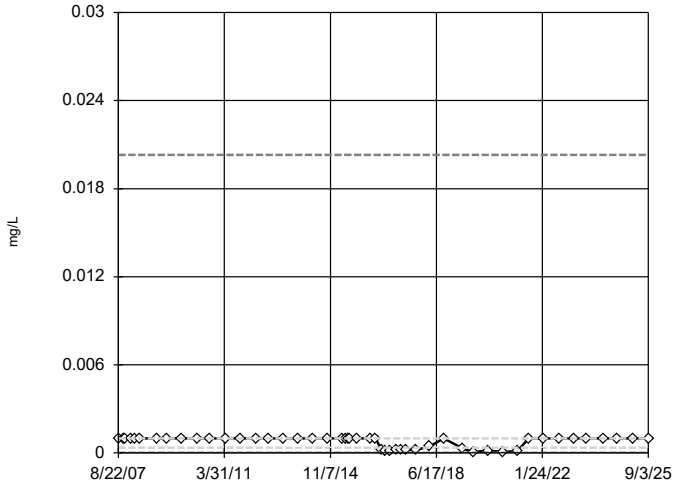

n = 49

No outliers found. Tukey's method selected by user.

Data were natural log transformed to achieve best W statistic (graph shown in original units).

High cutoff = 0.0203, low cutoff = 0.00001806, based on IQR multiplier of 3.

Constituent: Lead Analysis Run 6/9/2026 2:45 PM View: Outlier Tests

Plant Bowen Client: Southern Company Data: Bowen 1, 2, 9, & 10

Sanitas™ v.10.1.06e Software licensed to Groundwater Stats Consulting. UG

Tukey's Outlier Screening

GWC-9

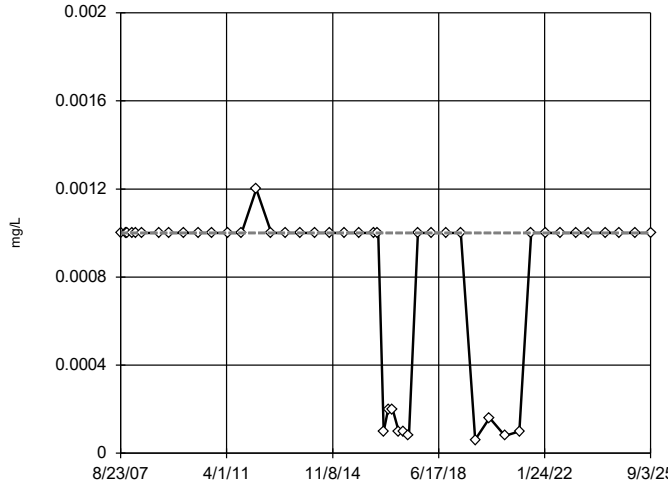

n = 46

No outliers found. Tukey's method selected by user.

Data were x^5 transformed to achieve best W statistic (graph shown in original units).

The results were invalidated, because the lower and upper quartiles are equal.

Constituent: Lead Analysis Run 6/9/2026 2:45 PM View: Outlier Tests

Plant Bowen Client: Southern Company Data: Bowen 1, 2, 9, & 10

Sanitas™ v.10.1.06e Software licensed to Groundwater Stats Consulting. UG

Tukey's Outlier Screening

GWC-10

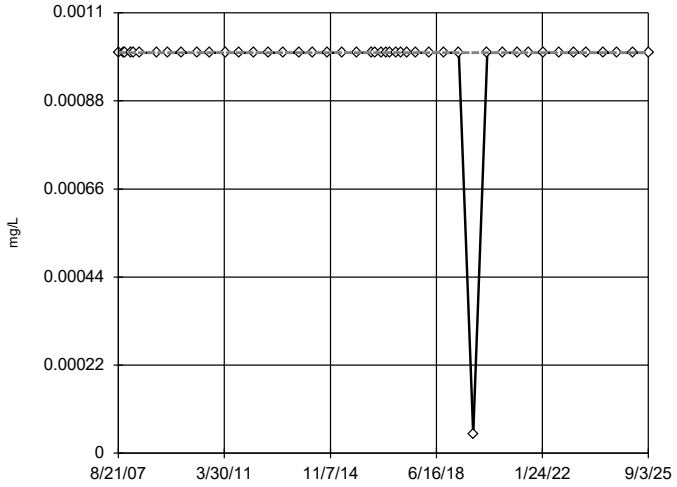

n = 46

No outliers found. Tukey's method selected by user.

Data were cube transformed to achieve best W statistic (graph shown in original units).

The results were invalidated, because the lower and upper quartiles are equal.

Constituent: Lead Analysis Run 6/9/2026 2:45 PM View: Outlier Tests

Plant Bowen Client: Southern Company Data: Bowen 1, 2, 9, & 10

Sanitas™ v.10.1.06e Software licensed to Groundwater Stats Consulting. UG

Tukey's Outlier Screening

GWC-10R

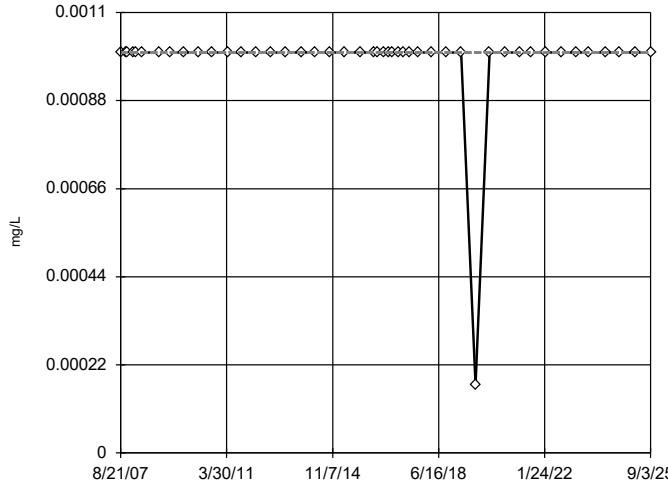

n = 46

No outliers found. Tukey's method selected by user.

Data were x^5 transformed to achieve best W statistic (graph shown in original units).

The results were invalidated, because the lower and upper quartiles are equal.

Constituent: Lead Analysis Run 6/9/2026 2:45 PM View: Outlier Tests

Plant Bowen Client: Southern Company Data: Bowen 1, 2, 9, & 10

Sanitas™ v.10.1.06e Software licensed to Groundwater Stats Consulting. UG

Tukey's Outlier Screening

GWC-11

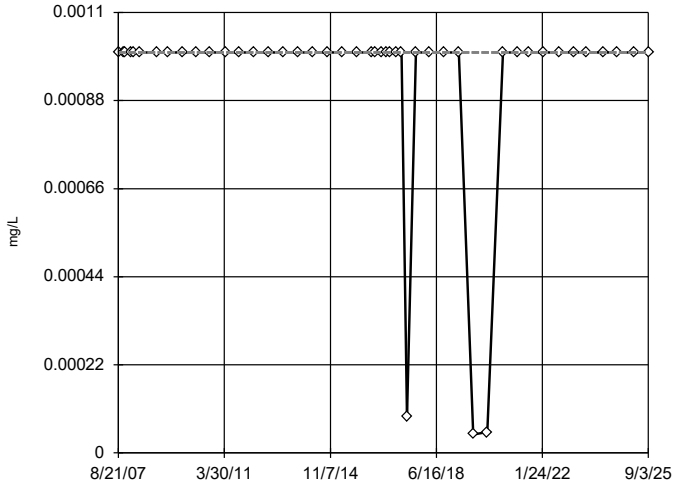

n = 46

No outliers found. Tukey's method selected by user.

Data were natural log transformed to achieve best W statistic (graph shown in original units).

The results were invalidated, because the lower and upper quartiles are equal.

Constituent: Lead Analysis Run 6/9/2026 2:45 PM View: Outlier Tests

Plant Bowen Client: Southern Company Data: Bowen 1, 2, 9, & 10

Sanitas™ v.10.1.06e Software licensed to Groundwater Stats Consulting. UG

Tukey's Outlier Screening

GWC-11R

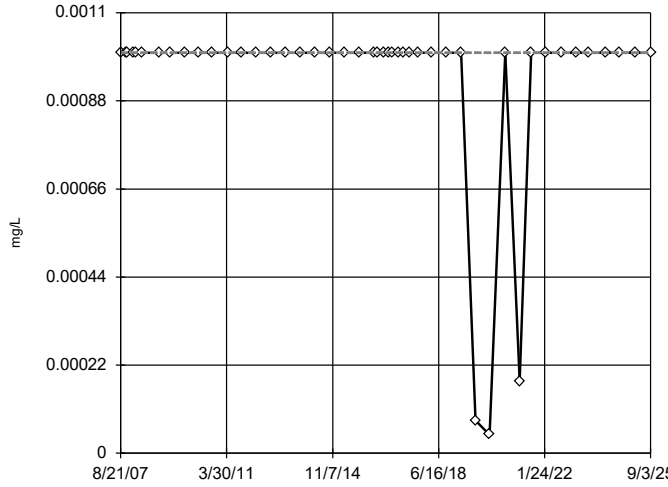

n = 46

No outliers found. Tukey's method selected by user.

Data were natural log transformed to achieve best W statistic (graph shown in original units).

The results were invalidated, because the lower and upper quartiles are equal.

Constituent: Lead Analysis Run 6/9/2026 2:45 PM View: Outlier Tests

Plant Bowen Client: Southern Company Data: Bowen 1, 2, 9, & 10

Sanitas™ v.10.1.06e Software licensed to Groundwater Stats Consulting. UG

Tukey's Outlier Screening

GWC-12

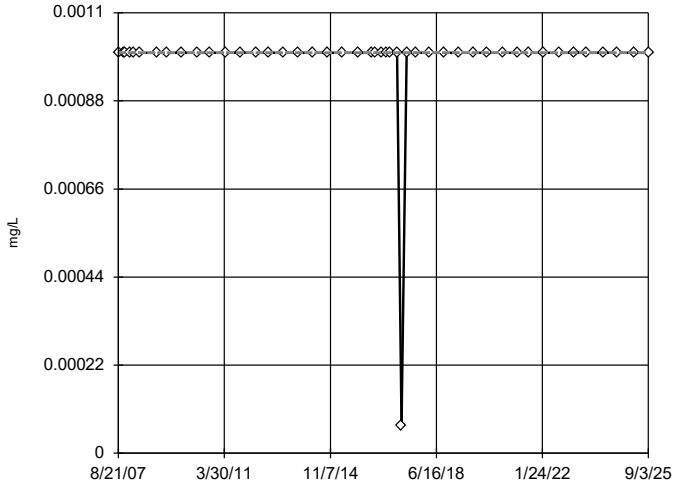

n = 46

No outliers found. Tukey's method selected by user.

Data were natural log transformed to achieve best W statistic (graph shown in original units).

The results were invalidated, because the lower and upper quartiles are equal.

Constituent: Lead Analysis Run 6/9/2026 2:45 PM View: Outlier Tests

Plant Bowen Client: Southern Company Data: Bowen 1, 2, 9, & 10

Sanitas™ v.10.1.06e Software licensed to Groundwater Stats Consulting. UG

Tukey's Outlier Screening

GWC-13

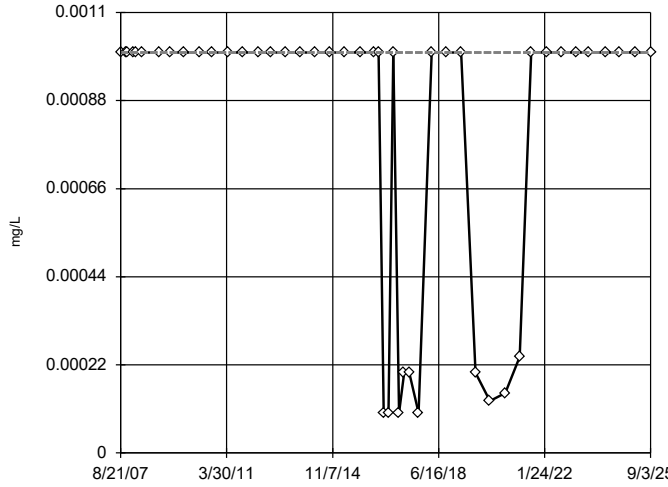

n = 46

No outliers found. Tukey's method selected by user.

Data were natural log transformed to achieve best W statistic (graph shown in original units).

The results were invalidated, because the lower and upper quartiles are equal.

Constituent: Lead Analysis Run 6/9/2026 2:45 PM View: Outlier Tests

Plant Bowen Client: Southern Company Data: Bowen 1, 2, 9, & 10

Sanitas™ v.10.1.06e Software licensed to Groundwater Stats Consulting. UG

Tukey's Outlier Screening

GWC-13RZ

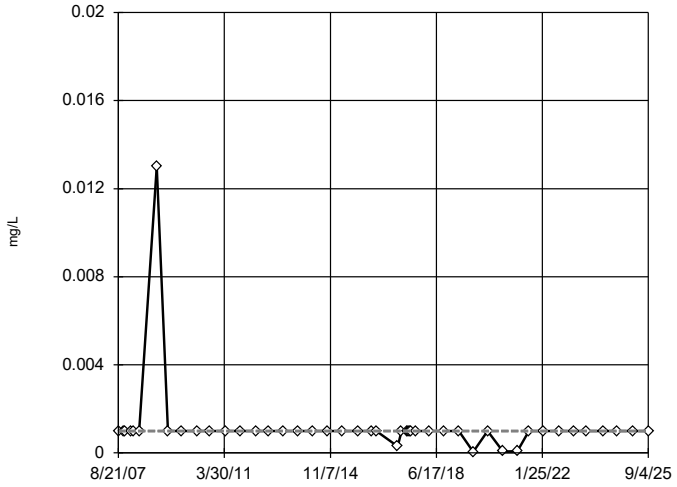

n = 46

No outliers found. Tukey's method selected by user.

Data were natural log transformed to achieve best W statistic (graph shown in original units).

The results were invalidated, because the lower and upper quartiles are equal.

Constituent: Lead Analysis Run 6/9/2026 2:45 PM View: Outlier Tests

Plant Bowen Client: Southern Company Data: Bowen 1, 2, 9, & 10

Tukey's Outlier Screening

GWC-14Z

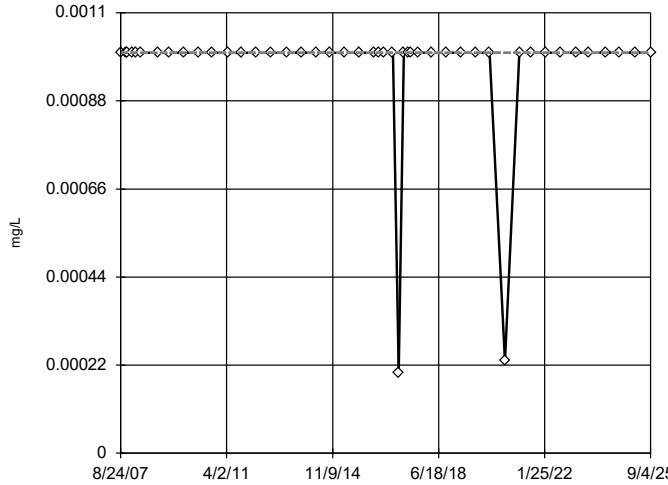

n = 46

No outliers found. Tukey's method selected by user.

Data were natural log transformed to achieve best W statistic (graph shown in original units).

The results were invalidated, because the lower and upper quartiles are equal.

Constituent: Lead Analysis Run 6/9/2026 2:45 PM View: Outlier Tests

Plant Bowen Client: Southern Company Data: Bowen 1, 2, 9, & 10

Sanitas™ v.10.1.06e Software licensed to Groundwater Stats Consulting. UG

Tukey's Outlier Screening

GWC-15R

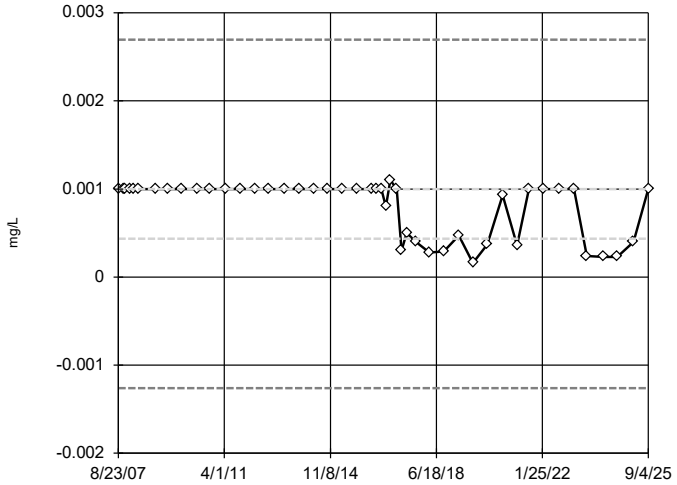

n = 46

No outliers found. Tukey's method selected by user.

Data were x^6 transformed to achieve best W statistic (graph shown in original units).

The results were invalidated, because both the lower and upper quartiles represent reporting limits.

Constituent: Lead Analysis Run 6/9/2026 2:45 PM View: Outlier Tests

Plant Bowen Client: Southern Company Data: Bowen 1, 2, 9, & 10

Sanitas™ v.10.1.06e Software licensed to Groundwater Stats Consulting. UG

Tukey's Outlier Screening

GWC-15Z

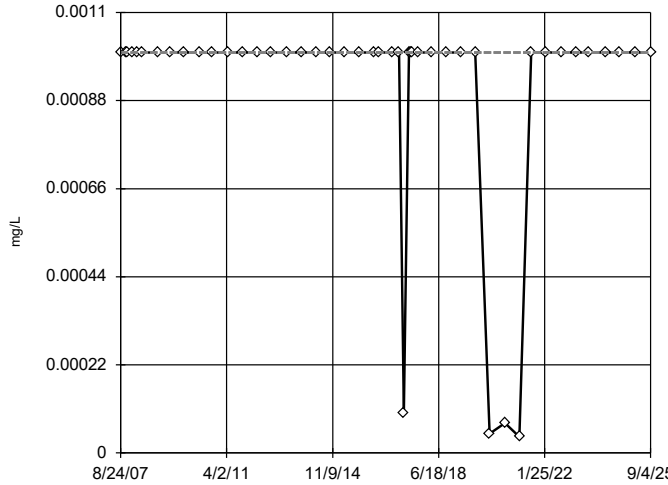

n = 46

No outliers found. Tukey's method selected by user.

Data were natural log transformed to achieve best W statistic (graph shown in original units).

The results were invalidated, because the lower and upper quartiles are equal.

Constituent: Lead Analysis Run 6/9/2026 2:45 PM View: Outlier Tests

Plant Bowen Client: Southern Company Data: Bowen 1, 2, 9, & 10

Sanitas™ v.10.1.06e Software licensed to Groundwater Stats Consulting. UG

Tukey's Outlier Screening

GWC-44

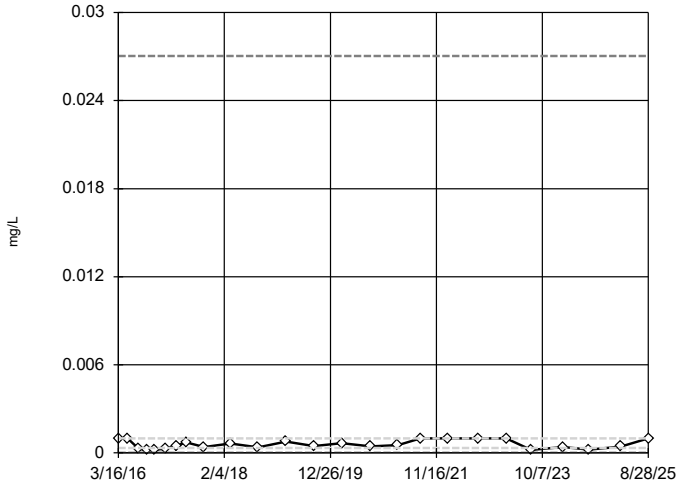

n = 25

No outliers found. Tukey's method selected by user.

Data were natural log transformed to achieve best W statistic (graph shown in original units).

High cutoff = 0.02704, low cutoff = 0.00001232, based on IQR multiplier of 3.

Constituent: Lead Analysis Run 6/9/2026 2:45 PM View: Outlier Tests

Plant Bowen Client: Southern Company Data: Bowen 1, 2, 9, & 10

Tukey's Outlier Screening

GWC-45

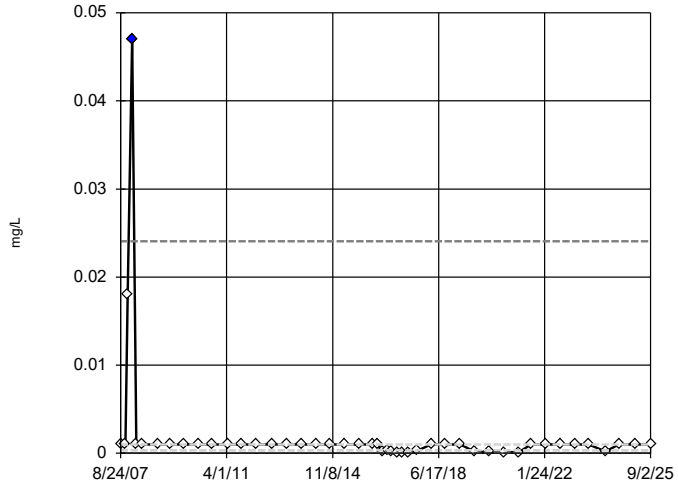

n = 46

Outlier is drawn as solid. Tukey's method selected by user.

Data were natural log transformed to achieve best W statistic (graph shown in original units).

High cutoff = 0.02406, low cutoff = 0.0000144, based on IQR multiplier of 3.

Constituent: Lead Analysis Run 6/9/2026 2:46 PM View: Outlier Tests

Plant Bowen Client: Southern Company Data: Bowen 1, 2, 9, & 10

Sanitas™ v.10.1.06e Software licensed to Groundwater Stats Consulting. UG

Tukey's Outlier Screening

GWC-45R

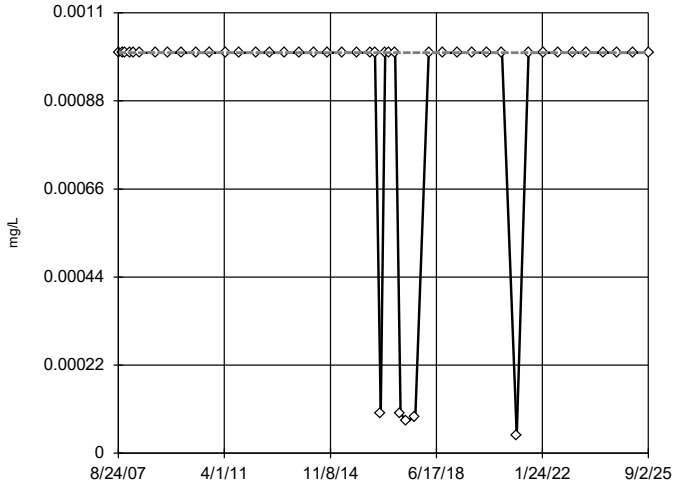

n = 46

No outliers found. Tukey's method selected by user.

Data were natural log transformed to achieve best W statistic (graph shown in original units).

The results were invalidated, because the lower and upper quartiles are equal.

Constituent: Lead Analysis Run 6/9/2026 2:46 PM View: Outlier Tests

Plant Bowen Client: Southern Company Data: Bowen 1, 2, 9, & 10

Sanitas™ v.10.1.06e Software licensed to Groundwater Stats Consulting. UG

Tukey's Outlier Screening

GWC-46R

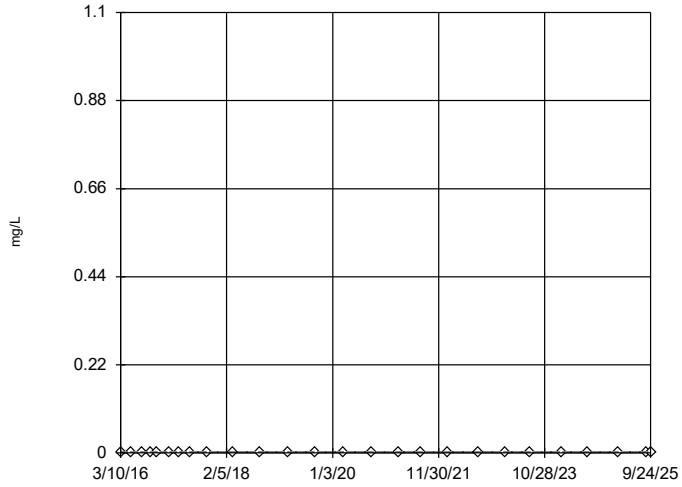

n = 26

No outliers found. Tukey's method selected by user.

All values are the same.

Constituent: Lead Analysis Run 6/9/2026 2:46 PM View: Outlier Tests

Plant Bowen Client: Southern Company Data: Bowen 1, 2, 9, & 10

Sanitas™ v.10.1.06e Software licensed to Groundwater Stats Consulting. UG

Tukey's Outlier Screening

GWC-47

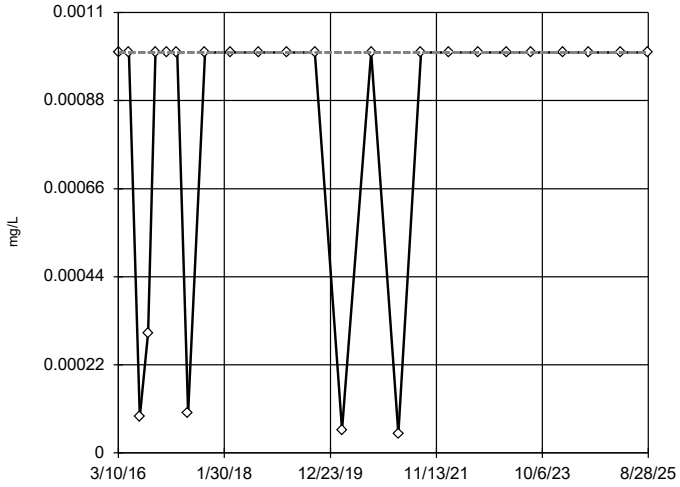

n = 25

No outliers found. Tukey's method selected by user.

Data were natural log transformed to achieve best W statistic (graph shown in original units).

The results were invalidated, because the lower and upper quartiles are equal.

Constituent: Lead Analysis Run 6/9/2026 2:46 PM View: Outlier Tests

Plant Bowen Client: Southern Company Data: Bowen 1, 2, 9, & 10

Tukey's Outlier Screening

GWC-47R

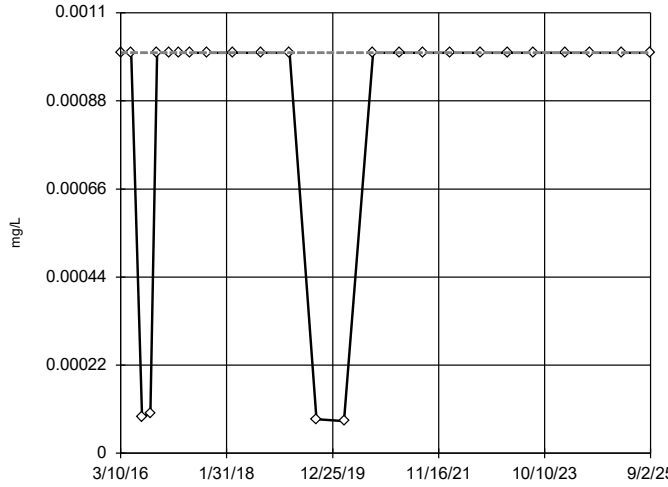

n = 25

No outliers found. Tukey's method selected by user.

Data were natural log transformed to achieve best W statistic (graph shown in original units).

The results were invalidated, because the lower and upper quartiles are equal.

Constituent: Lead Analysis Run 6/9/2026 2:46 PM View: Outlier Tests

Plant Bowen Client: Southern Company Data: Bowen 1, 2, 9, & 10

Sanitas™ v.10.1.06e Software licensed to Groundwater Stats Consulting. UG

Tukey's Outlier Screening

GWC-48

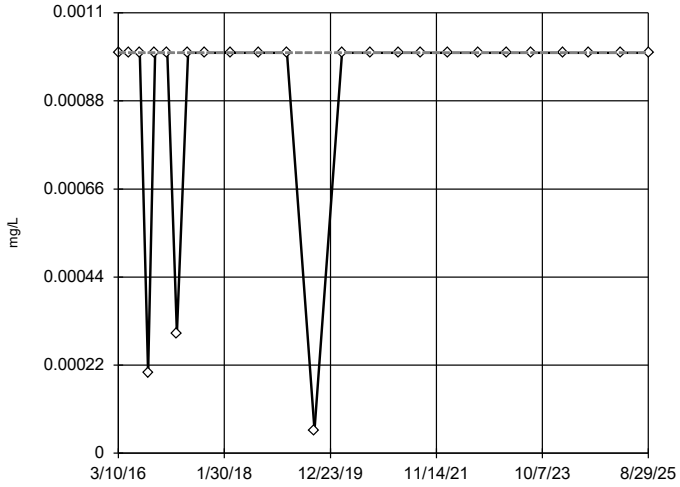

n = 25

No outliers found. Tukey's method selected by user.

Data were square root transformed to achieve best W statistic (graph shown in original units).

The results were invalidated, because the lower and upper quartiles are equal.

Constituent: Lead Analysis Run 6/9/2026 2:46 PM View: Outlier Tests

Plant Bowen Client: Southern Company Data: Bowen 1, 2, 9, & 10

Sanitas™ v.10.1.06e Software licensed to Groundwater Stats Consulting. UG

Tukey's Outlier Screening

GWC-49R

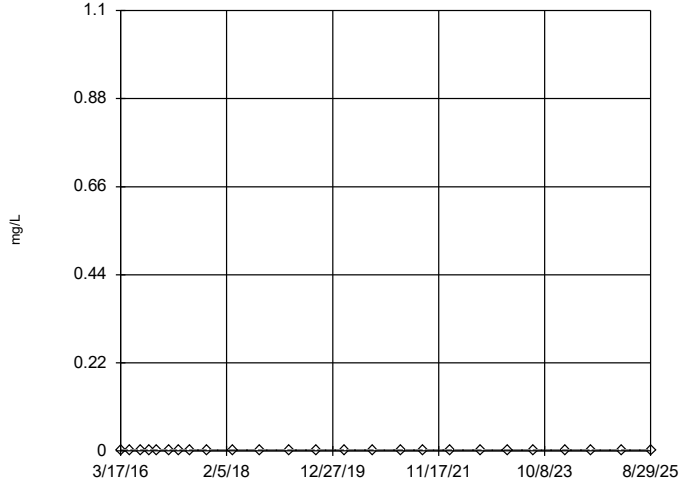

n = 25

No outliers found. Tukey's method selected by user.

All values are the same.

Constituent: Lead Analysis Run 6/9/2026 2:46 PM View: Outlier Tests

Plant Bowen Client: Southern Company Data: Bowen 1, 2, 9, & 10

Sanitas™ v.10.1.06e Software licensed to Groundwater Stats Consulting. UG

Tukey's Outlier Screening

GWC-49Z

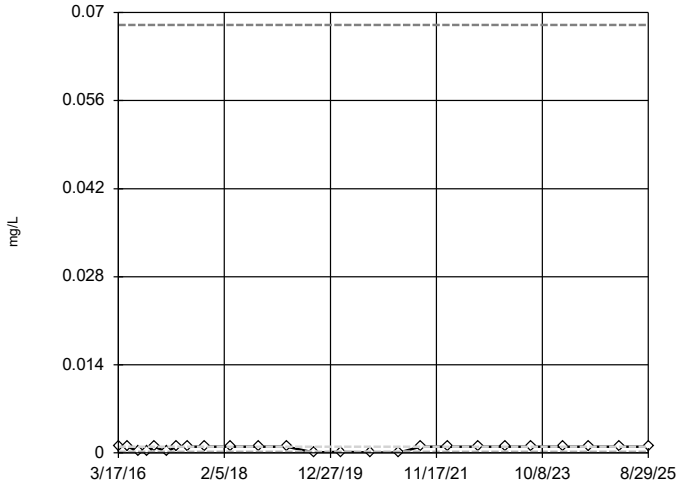

n = 25

No outliers found. Tukey's method selected by user.

Data were natural log transformed to achieve best W statistic (graph shown in original units).

High cutoff = 0.06804, low cutoff = 0.0000036, based on IQR multiplier of 3.

Constituent: Lead Analysis Run 6/9/2026 2:46 PM View: Outlier Tests

Plant Bowen Client: Southern Company Data: Bowen 1, 2, 9, & 10

Tukey's Outlier Screening

GWA-1 (bg)

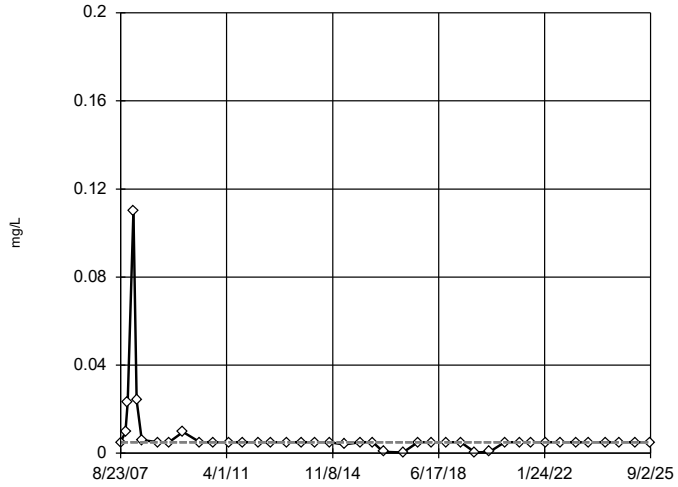

n = 41

No outliers found. Tukey's method selected by user.

Data were natural log transformed to achieve best W statistic (graph shown in original units).

The results were invalidated, because the lower and upper quartiles are equal.

Constituent: Nickel Analysis Run 6/9/2026 2:46 PM View: Outlier Tests

Plant Bowen Client: Southern Company Data: Bowen 1, 2, 9, & 10

Sanitas™ v.10.1.06e Software licensed to Groundwater Stats Consulting. UG

Tukey's Outlier Screening

GWA-2 (bg)

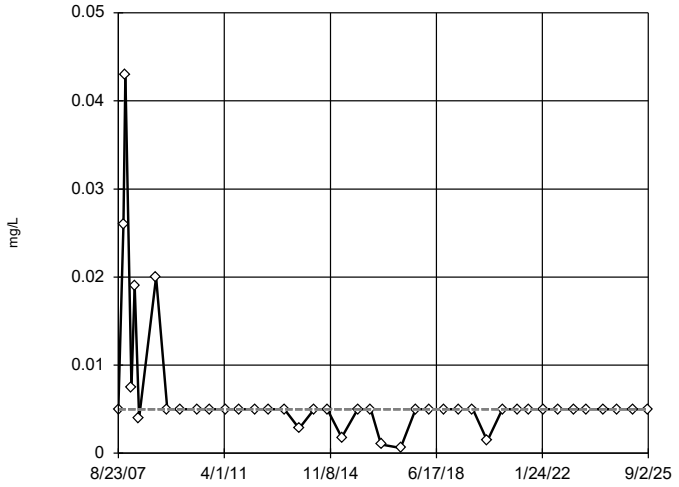

n = 41

No outliers found. Tukey's method selected by user.

Data were natural log transformed to achieve best W statistic (graph shown in original units).

The results were invalidated, because the lower and upper quartiles are equal.

Constituent: Nickel Analysis Run 6/9/2026 2:46 PM View: Outlier Tests

Plant Bowen Client: Southern Company Data: Bowen 1, 2, 9, & 10

Sanitas™ v.10.1.06e Software licensed to Groundwater Stats Consulting. UG

Tukey's Outlier Screening

GWA-2R (bg)

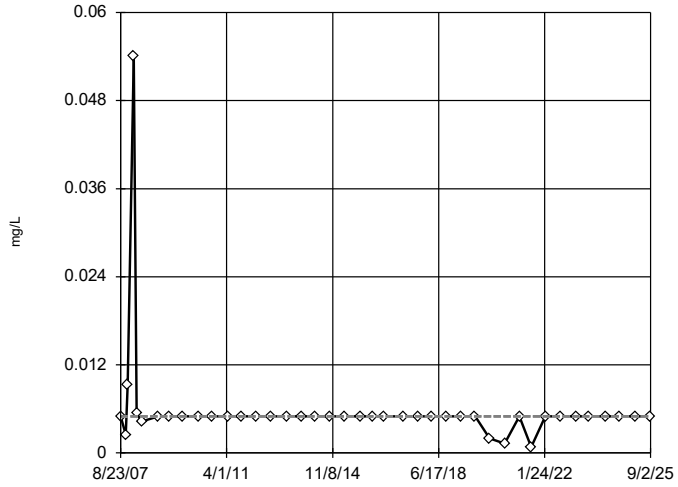

n = 41

No outliers found. Tukey's method selected by user.

Data were natural log transformed to achieve best W statistic (graph shown in original units).

The results were invalidated, because the lower and upper quartiles are equal.

Constituent: Nickel Analysis Run 6/9/2026 2:46 PM View: Outlier Tests

Plant Bowen Client: Southern Company Data: Bowen 1, 2, 9, & 10

Sanitas™ v.10.1.06e Software licensed to Groundwater Stats Consulting. UG

Tukey's Outlier Screening

GWA-3A (bg)

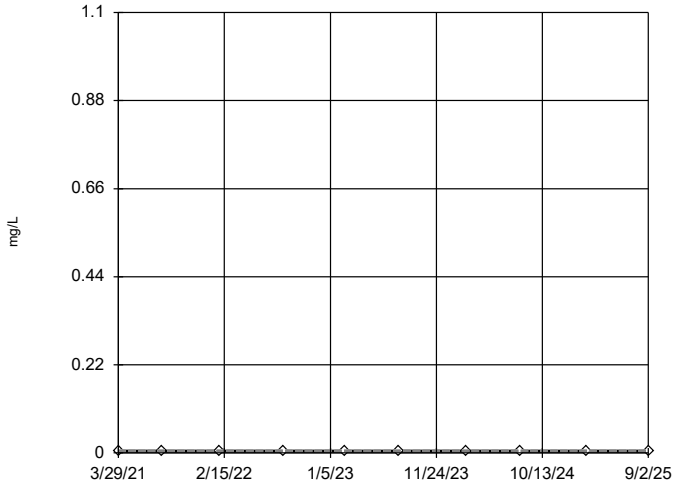

n = 10

No outliers found. Tukey's method selected by user.

All values are the same.

Constituent: Nickel Analysis Run 6/9/2026 2:46 PM View: Outlier Tests

Plant Bowen Client: Southern Company Data: Bowen 1, 2, 9, & 10

Tukey's Outlier Screening

GWA-4RZ (bg)

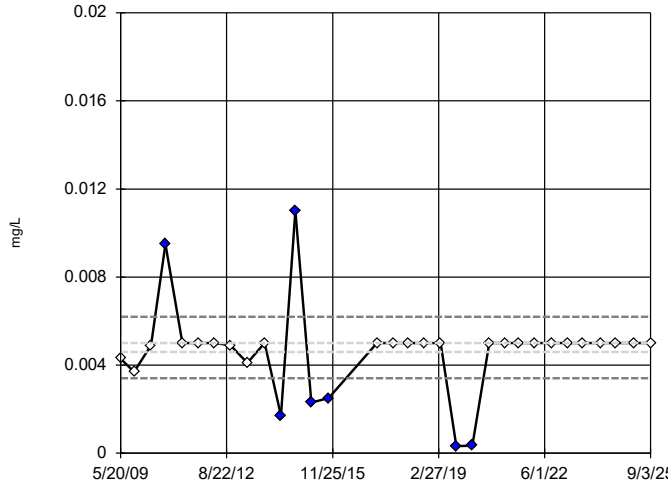

n = 32

Outliers are drawn as solid.
Tukey's method selected by user.

Ladder of Powers transformations did not improve normality; analysis run on raw data.

High cutoff = 0.0062, low cutoff = 0.0034, based on IQR multiplier of 3.

Constituent: Nickel Analysis Run 6/9/2026 2:46 PM View: Outlier Tests
Plant Bowen Client: Southern Company Data: Bowen 1, 2, 9, & 10

Sanitas™ v.10.1.06e Software licensed to Groundwater Stats Consulting. UG

Tukey's Outlier Screening

GWA-39RZ (bg)

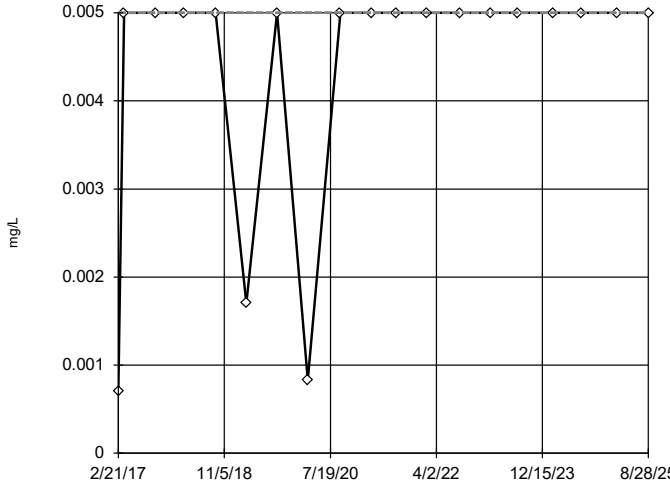

n = 19

No outliers found.
Tukey's method selected by user.

Data were cube root transformed to achieve best W statistic (graph shown in original units).

The results were invalidated, because the lower and upper quartiles are equal.

Constituent: Nickel Analysis Run 6/9/2026 2:46 PM View: Outlier Tests
Plant Bowen Client: Southern Company Data: Bowen 1, 2, 9, & 10

Sanitas™ v.10.1.06e Software licensed to Groundwater Stats Consulting. UG

Tukey's Outlier Screening

GWA-39Z (bg)

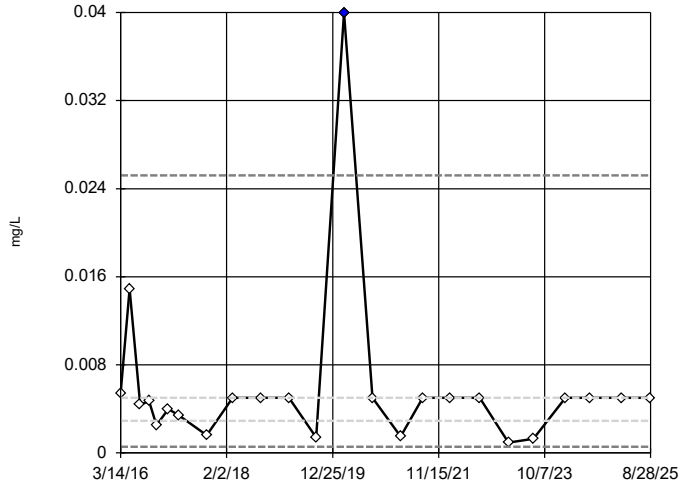

n = 24

Outlier is drawn as solid.
Tukey's method selected by user.

Data were natural log transformed to achieve best W statistic (graph shown in original units).

High cutoff = 0.02522, low cutoff = 0.000578, based on IQR multiplier of 3.

Constituent: Nickel Analysis Run 6/9/2026 2:46 PM View: Outlier Tests
Plant Bowen Client: Southern Company Data: Bowen 1, 2, 9, & 10

Sanitas™ v.10.1.06e Software licensed to Groundwater Stats Consulting. UG

Tukey's Outlier Screening

GWA-40 (bg)

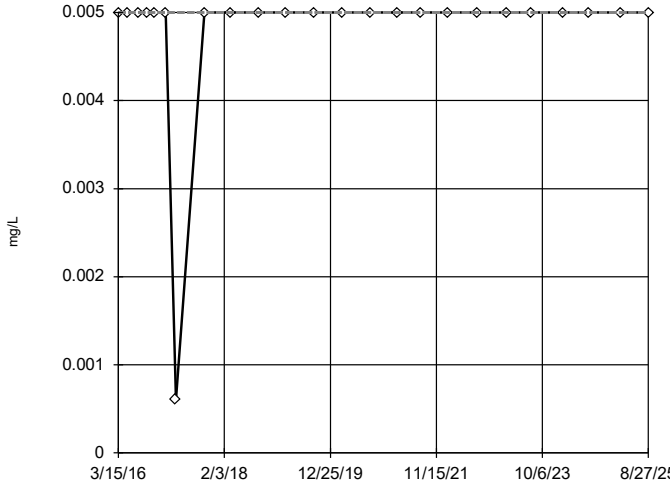

n = 24

No outliers found.
Tukey's method selected by user.

Data were cube root transformed to achieve best W statistic (graph shown in original units).

The results were invalidated, because the lower and upper quartiles are equal.

Constituent: Nickel Analysis Run 6/9/2026 2:46 PM View: Outlier Tests
Plant Bowen Client: Southern Company Data: Bowen 1, 2, 9, & 10

Tukey's Outlier Screening

GWA-41 (bg)

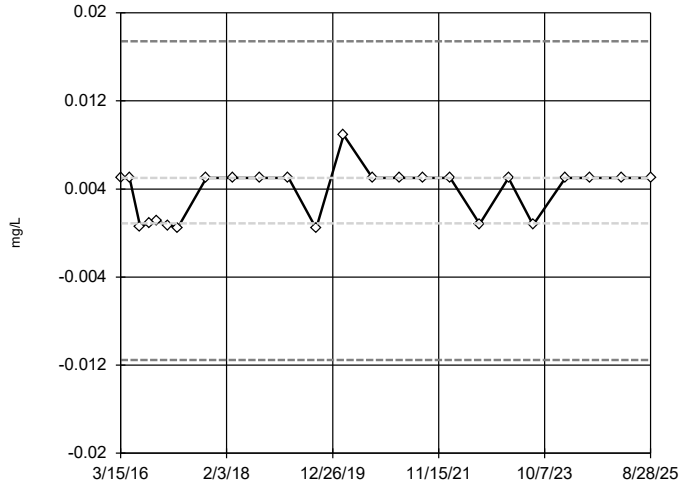

n = 24

No outliers found.
Tukey's method selected by user.

Ladder of Powers transformations did not improve normality; analysis run on raw data.

High cutoff = 0.0174, low cutoff = -0.01154, based on IQR multiplier of 3.

Constituent: Nickel Analysis Run 6/9/2026 2:46 PM View: Outlier Tests
Plant Bowen Client: Southern Company Data: Bowen 1, 2, 9, & 10

Sanitas™ v.10.1.06e Software licensed to Groundwater Stats Consulting. UG

Tukey's Outlier Screening

GWA-41R (bg)

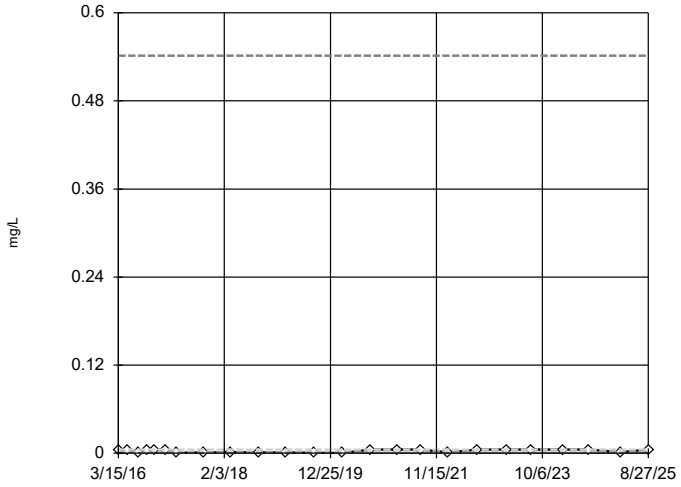

n = 24

No outliers found.
Tukey's method selected by user.

Data were natural log transformed to achieve best W statistic (graph shown in original units).

High cutoff = 0.5417, low cutoff = 0.00000968, based on IQR multiplier of 3.

Constituent: Nickel Analysis Run 6/9/2026 2:46 PM View: Outlier Tests
Plant Bowen Client: Southern Company Data: Bowen 1, 2, 9, & 10

Sanitas™ v.10.1.06e Software licensed to Groundwater Stats Consulting. UG

Tukey's Outlier Screening

GWA-42 (bg)

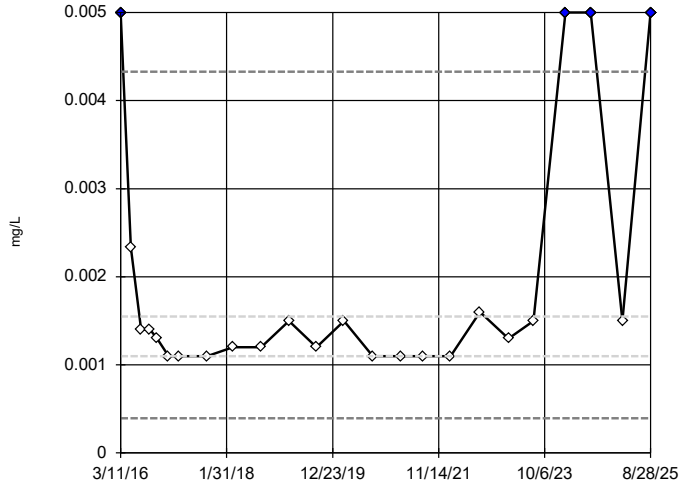

n = 24

Outliers are drawn as solid.
Tukey's method selected by user.

Data were natural log transformed to achieve best W statistic (graph shown in original units).

High cutoff = 0.004328, low cutoff = 0.0003938, based on IQR multiplier of 3.

Constituent: Nickel Analysis Run 6/9/2026 2:46 PM View: Outlier Tests
Plant Bowen Client: Southern Company Data: Bowen 1, 2, 9, & 10

Sanitas™ v.10.1.06e Software licensed to Groundwater Stats Consulting. UG

Tukey's Outlier Screening

GWA-43 (bg)

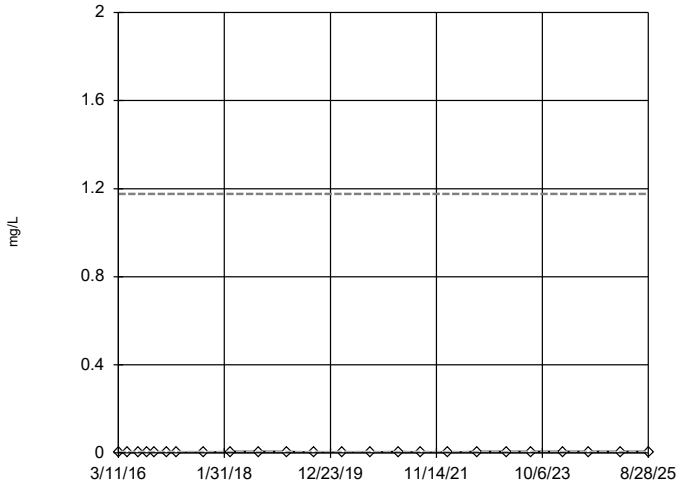

n = 24

No outliers found.
Tukey's method selected by user.

Data were natural log transformed to achieve best W statistic (graph shown in original units).

High cutoff = 1.176, low cutoff = 0.000003443, based on IQR multiplier of 3.

Constituent: Nickel Analysis Run 6/9/2026 2:46 PM View: Outlier Tests
Plant Bowen Client: Southern Company Data: Bowen 1, 2, 9, & 10

Tukey's Outlier Screening

GWA-43R (bg)

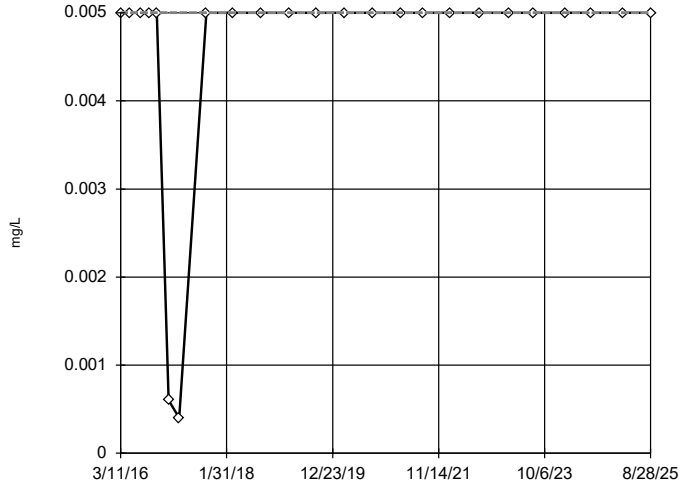

n = 24

No outliers found. Tukey's method selected by user.

Data were natural log transformed to achieve best W statistic (graph shown in original units).

The results were invalidated, because the lower and upper quartiles are equal.

Constituent: Nickel Analysis Run 6/9/2026 2:46 PM View: Outlier Tests

Plant Bowen Client: Southern Company Data: Bowen 1, 2, 9, & 10

Sanitas™ v.10.1.06e Software licensed to Groundwater Stats Consulting. UG

Tukey's Outlier Screening

GWA-50 (bg)

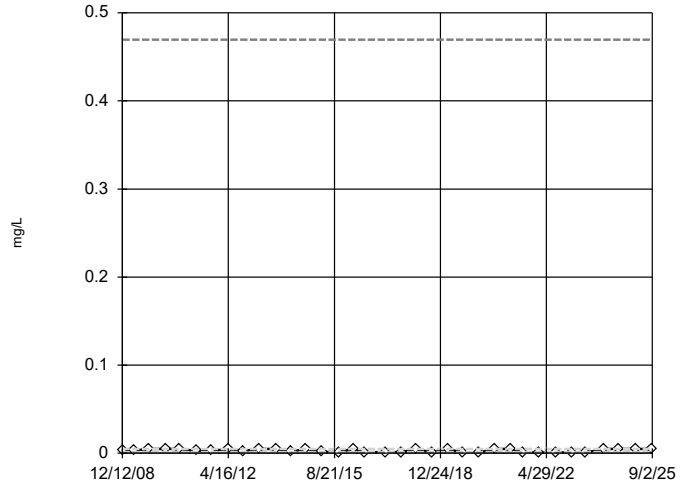

n = 35

No outliers found. Tukey's method selected by user.

Data were natural log transformed to achieve best W statistic (graph shown in original units).

High cutoff = 0.4696, low cutoff = 0.00001171, based on IQR multiplier of 3.

Constituent: Nickel Analysis Run 6/9/2026 2:46 PM View: Outlier Tests

Plant Bowen Client: Southern Company Data: Bowen 1, 2, 9, & 10

Sanitas™ v.10.1.06e Software licensed to Groundwater Stats Consulting. UG

Tukey's Outlier Screening

GWA-50R (bg)

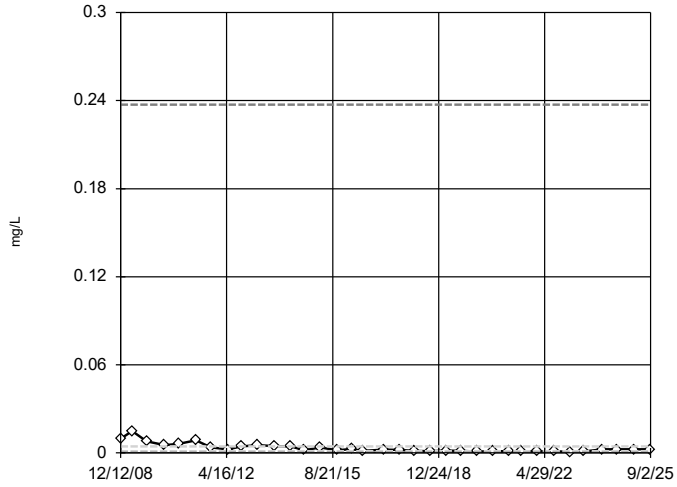

n = 35

No outliers found. Tukey's method selected by user.

Data were natural log transformed to achieve best W statistic (graph shown in original units).

High cutoff = 0.2373, low cutoff = 0.00002276, based on IQR multiplier of 3.

Constituent: Nickel Analysis Run 6/9/2026 2:46 PM View: Outlier Tests

Plant Bowen Client: Southern Company Data: Bowen 1, 2, 9, & 10

Sanitas™ v.10.1.06e Software licensed to Groundwater Stats Consulting. UG

Tukey's Outlier Screening

GWC-5

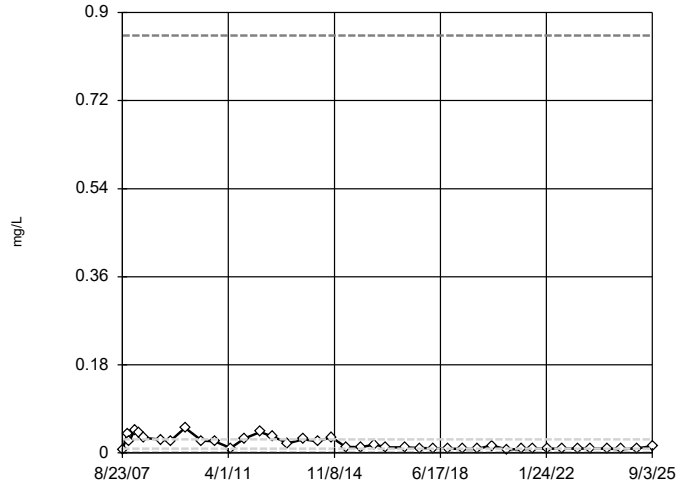

n = 41

No outliers found. Tukey's method selected by user.

Data were natural log transformed to achieve best W statistic (graph shown in original units).

High cutoff = 0.8532, low cutoff = 0.000282, based on IQR multiplier of 3.

Constituent: Nickel Analysis Run 6/9/2026 2:46 PM View: Outlier Tests

Plant Bowen Client: Southern Company Data: Bowen 1, 2, 9, & 10

Tukey's Outlier Screening

GWC-6

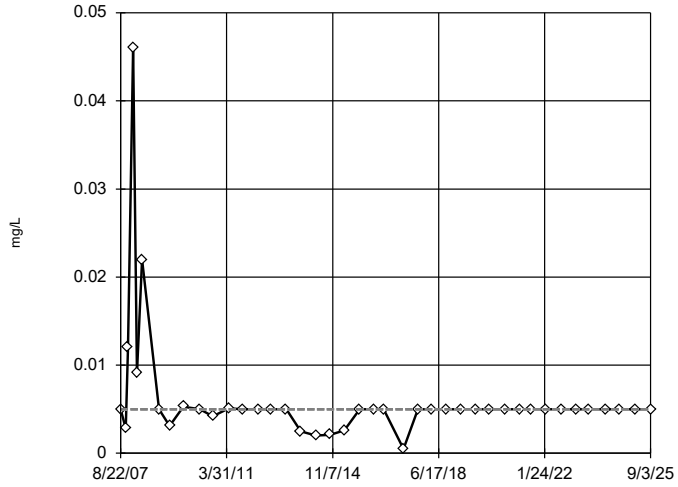

n = 41

No outliers found.
Tukey's method selected by user.

Data were natural log transformed to achieve best W statistic (graph shown in original units).

The results were invalidated, because the lower and upper quartiles are equal.

Constituent: Nickel Analysis Run 6/9/2026 2:46 PM View: Outlier Tests
Plant Bowen Client: Southern Company Data: Bowen 1, 2, 9, & 10

Sanitas™ v.10.1.06e Software licensed to Groundwater Stats Consulting. UG

Tukey's Outlier Screening

GWC-6RZ

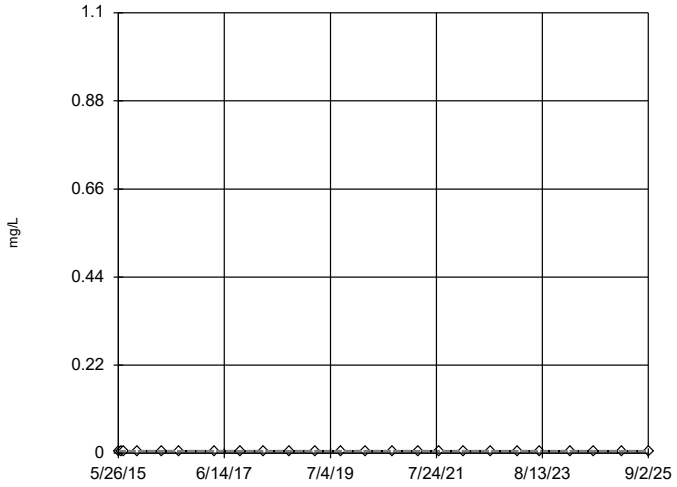

n = 24

No outliers found.
Tukey's method selected by user.

All values are the same.

Constituent: Nickel Analysis Run 6/9/2026 2:46 PM View: Outlier Tests
Plant Bowen Client: Southern Company Data: Bowen 1, 2, 9, & 10

Sanitas™ v.10.1.06e Software licensed to Groundwater Stats Consulting. UG

Tukey's Outlier Screening

GWC-7Z

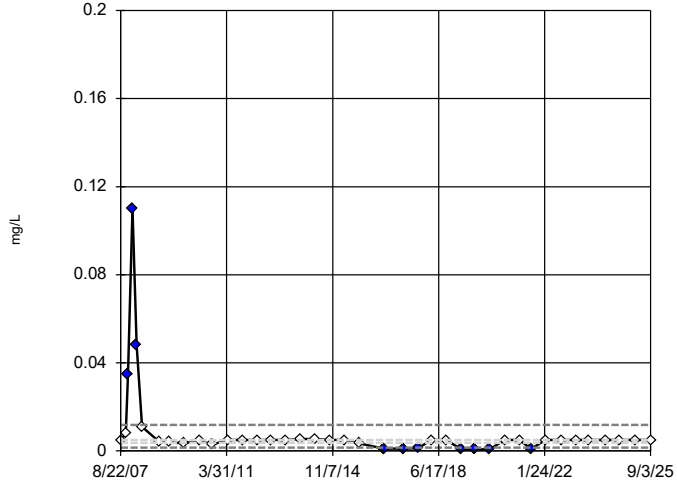

n = 40

Outliers are drawn as solid.
Tukey's method selected by user.

Data were natural log transformed to achieve best W statistic (graph shown in original units).

High cutoff = 0.01188, low cutoff = 0.001577, based on IQR multiplier of 3.

Constituent: Nickel Analysis Run 6/9/2026 2:46 PM View: Outlier Tests
Plant Bowen Client: Southern Company Data: Bowen 1, 2, 9, & 10

Sanitas™ v.10.1.06e Software licensed to Groundwater Stats Consulting. UG

Tukey's Outlier Screening

GWC-8RR

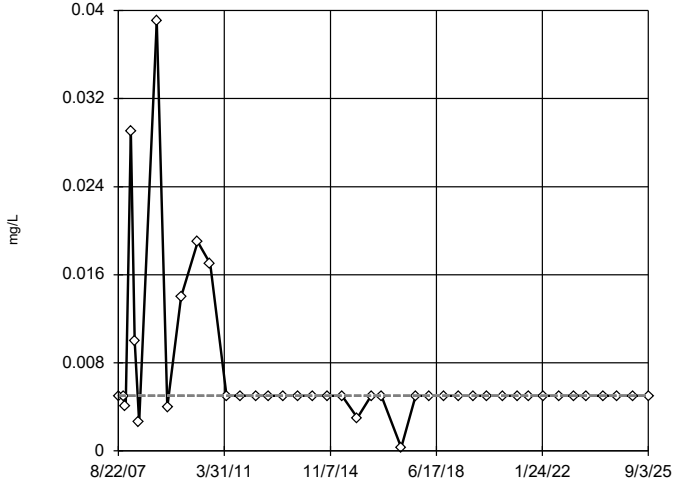

n = 41

No outliers found.
Tukey's method selected by user.

Data were natural log transformed to achieve best W statistic (graph shown in original units).

The results were invalidated, because the lower and upper quartiles are equal.

Constituent: Nickel Analysis Run 6/9/2026 2:46 PM View: Outlier Tests
Plant Bowen Client: Southern Company Data: Bowen 1, 2, 9, & 10

Tukey's Outlier Screening

GWC-8Z

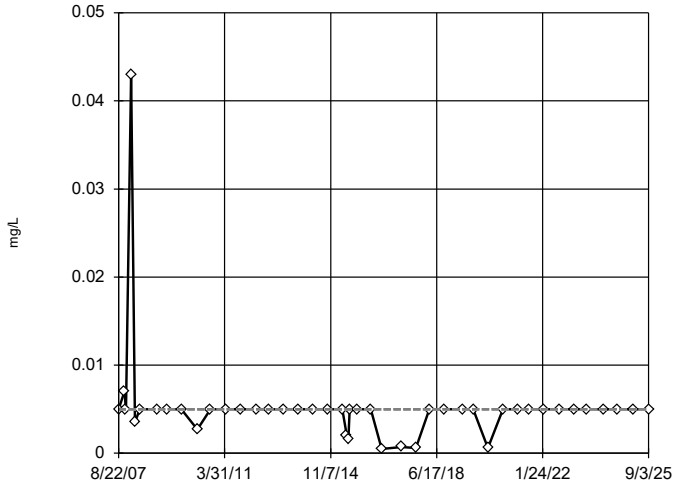

n = 44

No outliers found. Tukey's method selected by user.

Data were natural log transformed to achieve best W statistic (graph shown in original units).

The results were invalidated, because the lower and upper quartiles are equal.

Constituent: Nickel Analysis Run 6/9/2026 2:46 PM View: Outlier Tests

Plant Bowen Client: Southern Company Data: Bowen 1, 2, 9, & 10

Sanitas™ v.10.1.06e Software licensed to Groundwater Stats Consulting. UG

Tukey's Outlier Screening

GWC-9

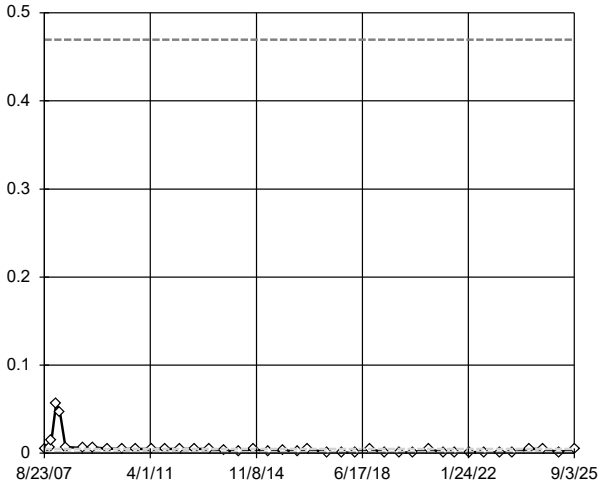

n = 41

No outliers found. Tukey's method selected by user.

Data were natural log transformed to achieve best W statistic (graph shown in original units).

High cutoff = 0.4696, low cutoff = 0.00001171, based on IQR multiplier of 3.

Constituent: Nickel Analysis Run 6/9/2026 2:46 PM View: Outlier Tests

Plant Bowen Client: Southern Company Data: Bowen 1, 2, 9, & 10

Sanitas™ v.10.1.06e Software licensed to Groundwater Stats Consulting. UG

Tukey's Outlier Screening

GWC-10

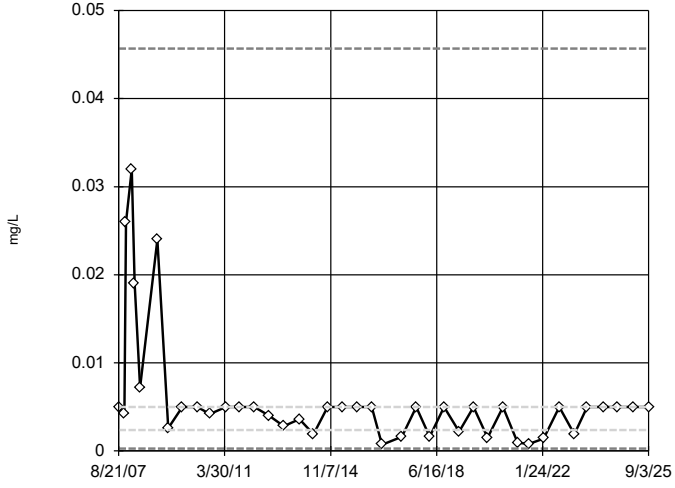

n = 41

No outliers found. Tukey's method selected by user.

Data were natural log transformed to achieve best W statistic (graph shown in original units).

High cutoff = 0.04569, low cutoff = 0.0002617, based on IQR multiplier of 3.

Constituent: Nickel Analysis Run 6/9/2026 2:46 PM View: Outlier Tests

Plant Bowen Client: Southern Company Data: Bowen 1, 2, 9, & 10

Sanitas™ v.10.1.06e Software licensed to Groundwater Stats Consulting. UG

Tukey's Outlier Screening

GWC-10R

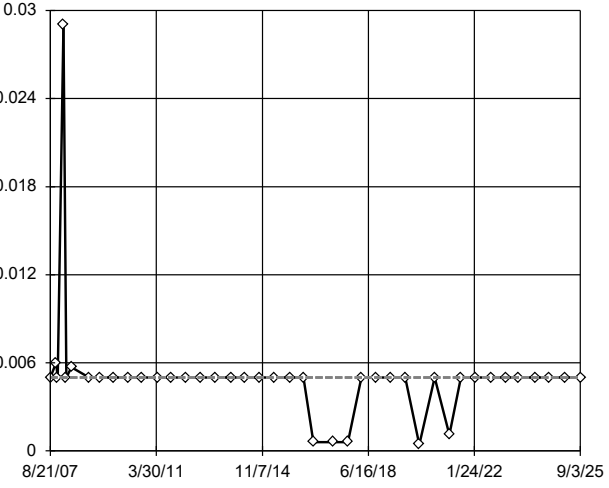

n = 41

No outliers found. Tukey's method selected by user.

Data were cube root transformed to achieve best W statistic (graph shown in original units).

The results were invalidated, because the lower and upper quartiles are equal.

Constituent: Nickel Analysis Run 6/9/2026 2:46 PM View: Outlier Tests

Plant Bowen Client: Southern Company Data: Bowen 1, 2, 9, & 10

Tukey's Outlier Screening

GWC-11

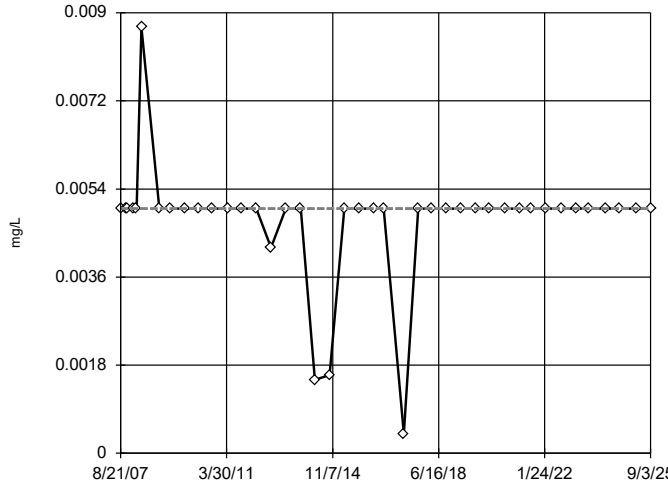

n = 41

No outliers found. Tukey's method selected by user.

Ladder of Powers transformations did not improve normality; analysis run on raw data.

The results were invalidated, because the lower and upper quartiles are equal.

Constituent: Nickel Analysis Run 6/9/2026 2:46 PM View: Outlier Tests

Plant Bowen Client: Southern Company Data: Bowen 1, 2, 9, & 10

Sanitas™ v.10.1.06e Software licensed to Groundwater Stats Consulting. UG

Tukey's Outlier Screening

GWC-11R

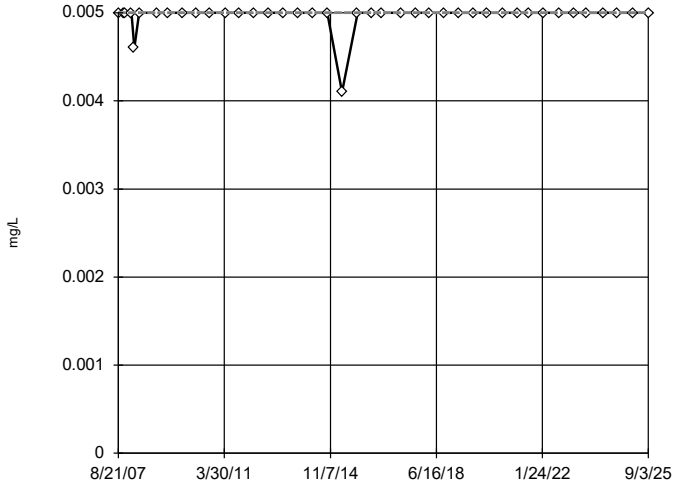

n = 41

No outliers found. Tukey's method selected by user.

Data were x^6 transformed to achieve best W statistic (graph shown in original units).

The results were invalidated, because the lower and upper quartiles are equal.

Constituent: Nickel Analysis Run 6/9/2026 2:46 PM View: Outlier Tests

Plant Bowen Client: Southern Company Data: Bowen 1, 2, 9, & 10

Sanitas™ v.10.1.06e Software licensed to Groundwater Stats Consulting. UG

Tukey's Outlier Screening

GWC-12

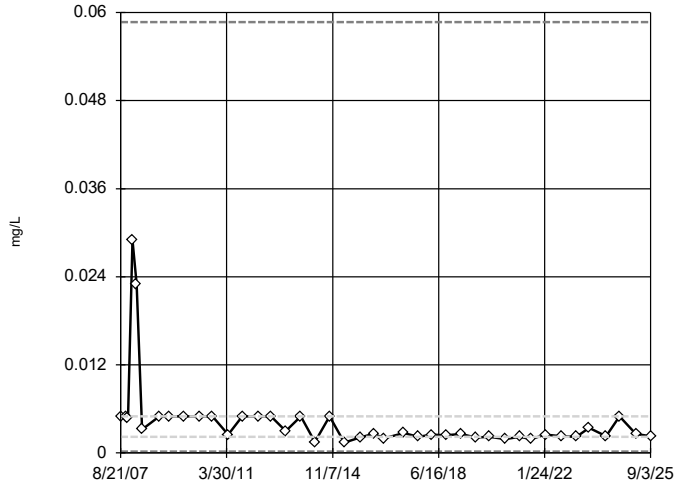

n = 41

No outliers found. Tukey's method selected by user.

Data were natural log transformed to achieve best W statistic (graph shown in original units).

High cutoff = 0.0587, low cutoff = 0.0001874, based on IQR multiplier of 3.

Constituent: Nickel Analysis Run 6/9/2026 2:46 PM View: Outlier Tests

Plant Bowen Client: Southern Company Data: Bowen 1, 2, 9, & 10

Sanitas™ v.10.1.06e Software licensed to Groundwater Stats Consulting. UG

Tukey's Outlier Screening

GWC-13

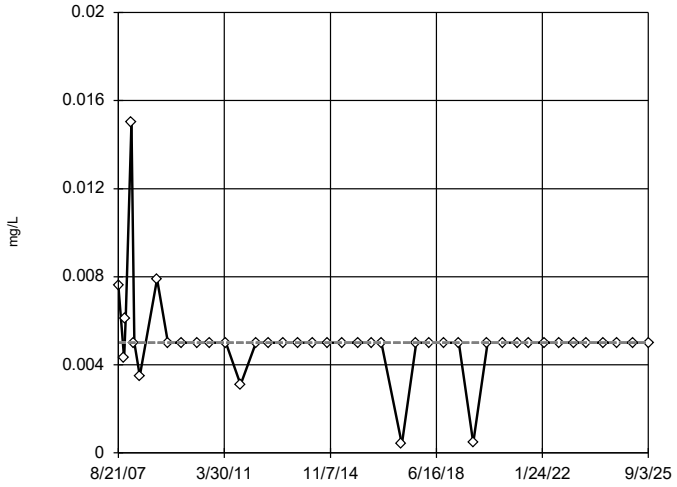

n = 41

No outliers found. Tukey's method selected by user.

Data were square root transformed to achieve best W statistic (graph shown in original units).

The results were invalidated, because the lower and upper quartiles are equal.

Constituent: Nickel Analysis Run 6/9/2026 2:46 PM View: Outlier Tests

Plant Bowen Client: Southern Company Data: Bowen 1, 2, 9, & 10

Tukey's Outlier Screening

GWC-13RZ

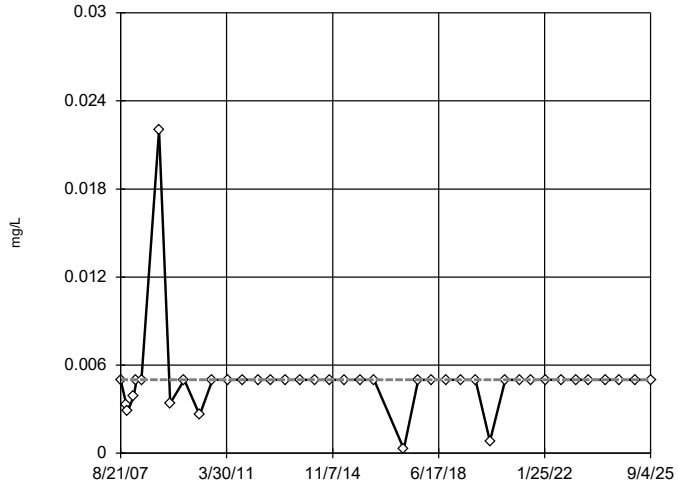

n = 40

No outliers found. Tukey's method selected by user.

Data were cube root transformed to achieve best W statistic (graph shown in original units).

The results were invalidated, because the lower and upper quartiles are equal.

Constituent: Nickel Analysis Run 6/9/2026 2:46 PM View: Outlier Tests

Plant Bowen Client: Southern Company Data: Bowen 1, 2, 9, & 10

Sanitas™ v.10.1.06e Software licensed to Groundwater Stats Consulting. UG

Tukey's Outlier Screening

GWC-14Z

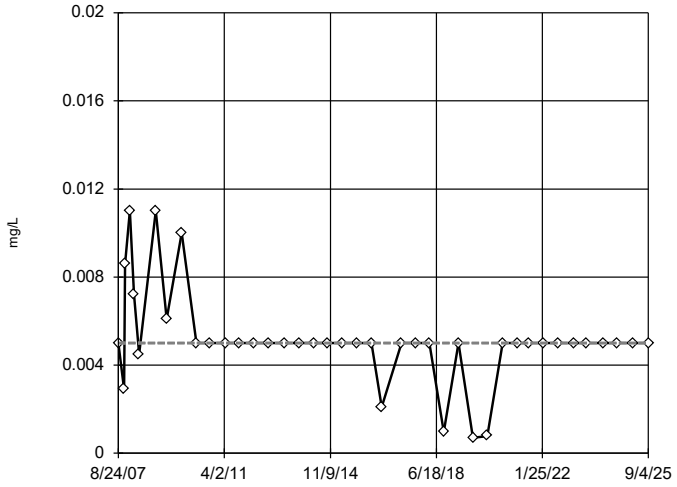

n = 41

No outliers found. Tukey's method selected by user.

Ladder of Powers transformations did not improve normality; analysis run on raw data.

The results were invalidated, because the lower and upper quartiles are equal.

Constituent: Nickel Analysis Run 6/9/2026 2:46 PM View: Outlier Tests

Plant Bowen Client: Southern Company Data: Bowen 1, 2, 9, & 10

Sanitas™ v.10.1.06e Software licensed to Groundwater Stats Consulting. UG

Tukey's Outlier Screening

GWC-15R

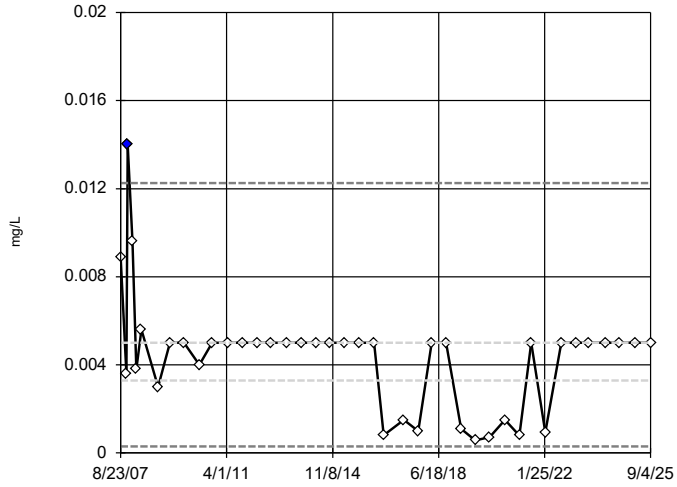

n = 41

Outlier is drawn as solid. Tukey's method selected by user.

Data were square root transformed to achieve best W statistic (graph shown in original units).

High cutoff = 0.01225, low cutoff = 0.0003032, based on IQR multiplier of 3.

Constituent: Nickel Analysis Run 6/9/2026 2:46 PM View: Outlier Tests

Plant Bowen Client: Southern Company Data: Bowen 1, 2, 9, & 10

Sanitas™ v.10.1.06e Software licensed to Groundwater Stats Consulting. UG

Tukey's Outlier Screening

GWC-15Z

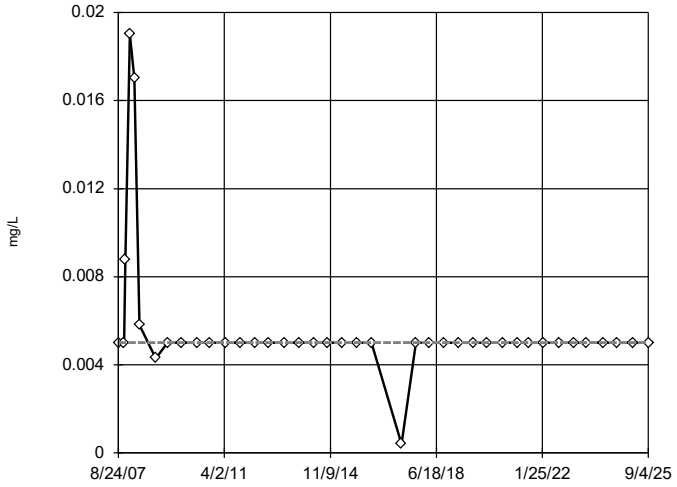

n = 40

No outliers found. Tukey's method selected by user.

Data were cube root transformed to achieve best W statistic (graph shown in original units).

The results were invalidated, because the lower and upper quartiles are equal.

Constituent: Nickel Analysis Run 6/9/2026 2:46 PM View: Outlier Tests

Plant Bowen Client: Southern Company Data: Bowen 1, 2, 9, & 10

Tukey's Outlier Screening

GWC-44

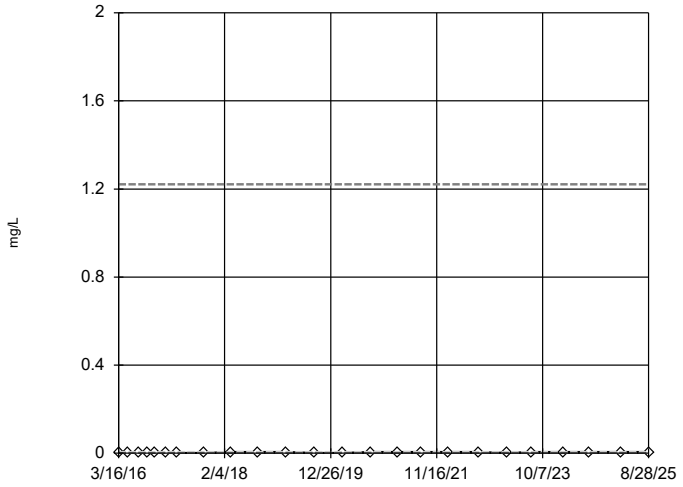

n = 24

No outliers found. Tukey's method selected by user.

Data were natural log transformed to achieve best W statistic (graph shown in original units).

High cutoff = 1.221, low cutoff = 0.000003277, based on IQR multiplier of 3.

Constituent: Nickel Analysis Run 6/9/2026 2:46 PM View: Outlier Tests

Plant Bowen Client: Southern Company Data: Bowen 1, 2, 9, & 10

Sanitas™ v.10.1.06e Software licensed to Groundwater Stats Consulting. UG

Tukey's Outlier Screening

GWC-45

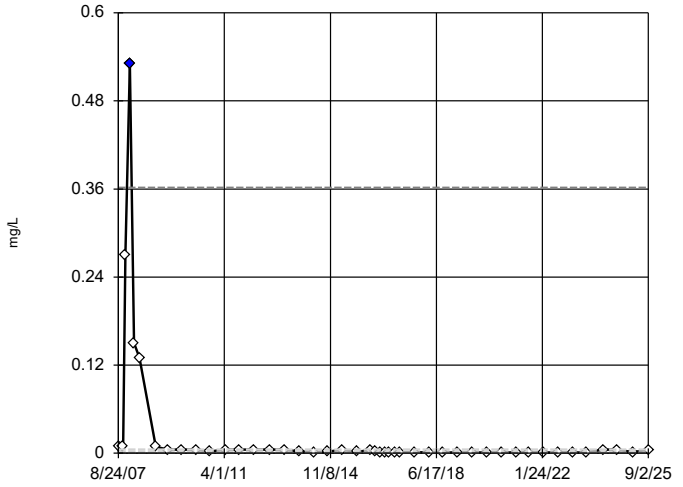

n = 45

Outlier is drawn as solid. Tukey's method selected by user.

Data were natural log transformed to achieve best W statistic (graph shown in original units).

High cutoff = 0.3617, low cutoff = 0.00001659, based on IQR multiplier of 3.

Constituent: Nickel Analysis Run 6/9/2026 2:46 PM View: Outlier Tests

Plant Bowen Client: Southern Company Data: Bowen 1, 2, 9, & 10

Sanitas™ v.10.1.06e Software licensed to Groundwater Stats Consulting. UG

Tukey's Outlier Screening

GWC-45R

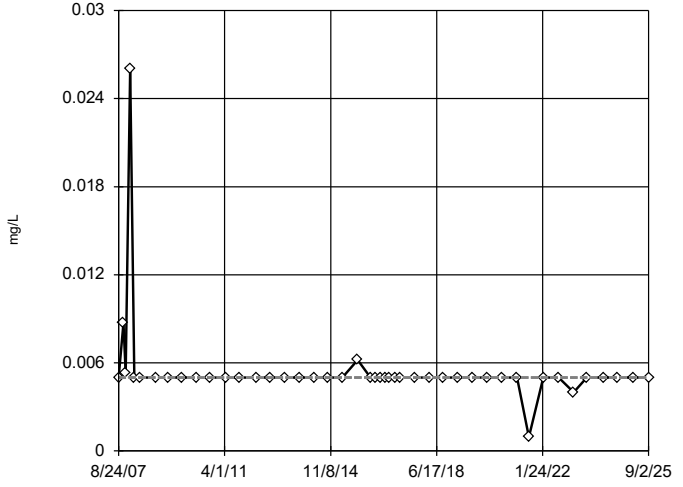

n = 45

No outliers found. Tukey's method selected by user.

Data were natural log transformed to achieve best W statistic (graph shown in original units).

The results were invalidated, because the lower and upper quartiles are equal.

Constituent: Nickel Analysis Run 6/9/2026 2:46 PM View: Outlier Tests

Plant Bowen Client: Southern Company Data: Bowen 1, 2, 9, & 10

Sanitas™ v.10.1.06e Software licensed to Groundwater Stats Consulting. UG

Tukey's Outlier Screening

GWC-46R

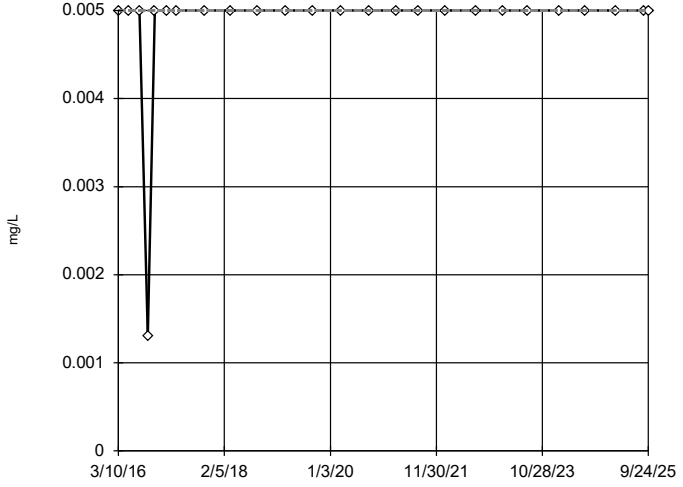

n = 25

No outliers found. Tukey's method selected by user.

Data were square transformed to achieve best W statistic (graph shown in original units).

The results were invalidated, because the lower and upper quartiles are equal.

Constituent: Nickel Analysis Run 6/9/2026 2:46 PM View: Outlier Tests

Plant Bowen Client: Southern Company Data: Bowen 1, 2, 9, & 10

Tukey's Outlier Screening

GWC-47

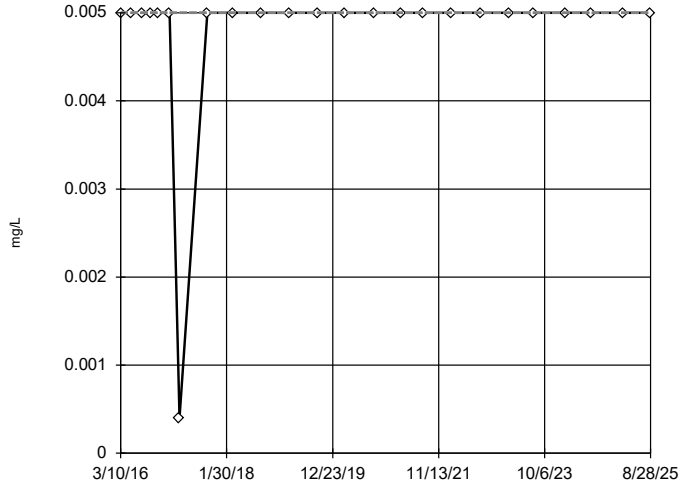

n = 24

No outliers found. Tukey's method selected by user.

Data were x^6 transformed to achieve best W statistic (graph shown in original units).

The results were invalidated, because the lower and upper quartiles are equal.

Constituent: Nickel Analysis Run 6/9/2026 2:46 PM View: Outlier Tests

Plant Bowen Client: Southern Company Data: Bowen 1, 2, 9, & 10

Sanitas™ v.10.1.06e Software licensed to Groundwater Stats Consulting. UG

Tukey's Outlier Screening

GWC-47R

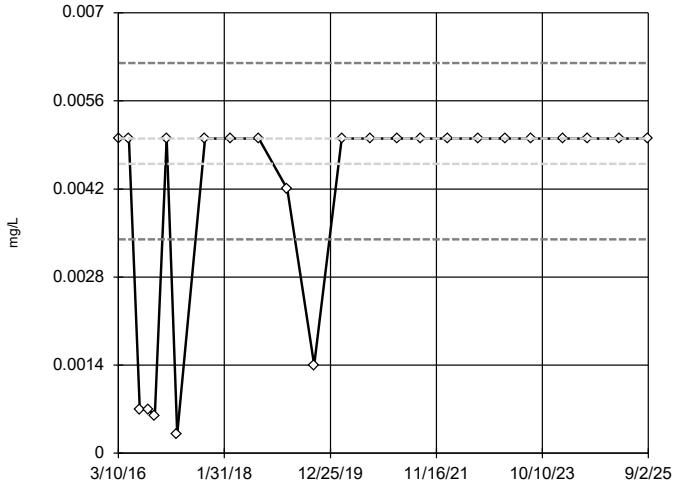

n = 24

No outliers found. Tukey's method selected by user.

Data were x^6 transformed to achieve best W statistic (graph shown in original units).

The results were invalidated, because both the lower and upper quartiles represent reporting limits.

Constituent: Nickel Analysis Run 6/9/2026 2:46 PM View: Outlier Tests

Plant Bowen Client: Southern Company Data: Bowen 1, 2, 9, & 10

Sanitas™ v.10.1.06e Software licensed to Groundwater Stats Consulting. UG

Tukey's Outlier Screening

GWC-48

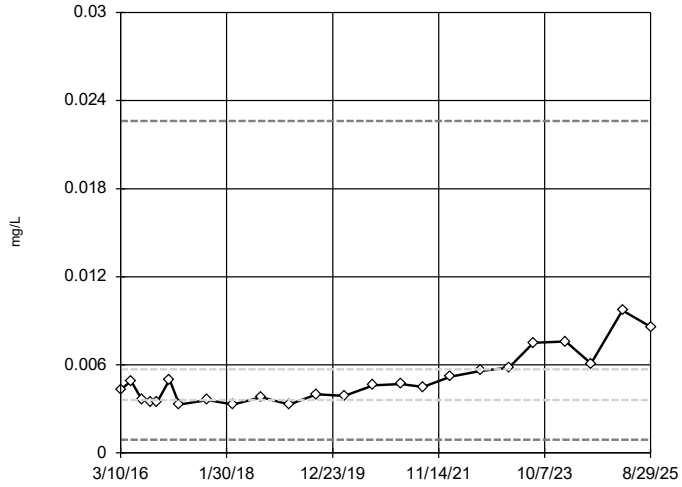

n = 24

No outliers found. Tukey's method selected by user.

Data were natural log transformed to achieve best W statistic (graph shown in original units).

High cutoff = 0.02261, low cutoff = 0.0009074, based on IQR multiplier of 3.

Constituent: Nickel Analysis Run 6/9/2026 2:46 PM View: Outlier Tests

Plant Bowen Client: Southern Company Data: Bowen 1, 2, 9, & 10

Sanitas™ v.10.1.06e Software licensed to Groundwater Stats Consulting. UG

Tukey's Outlier Screening

GWC-49R

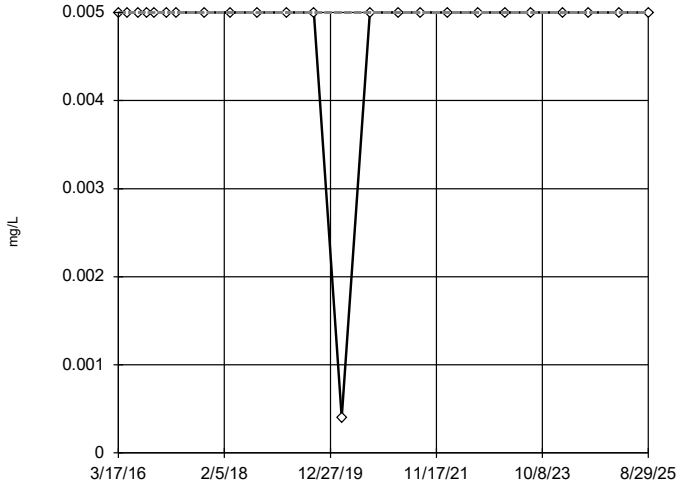

n = 24

No outliers found. Tukey's method selected by user.

Data were x^6 transformed to achieve best W statistic (graph shown in original units).

The results were invalidated, because the lower and upper quartiles are equal.

Constituent: Nickel Analysis Run 6/9/2026 2:46 PM View: Outlier Tests

Plant Bowen Client: Southern Company Data: Bowen 1, 2, 9, & 10

Tukey's Outlier Screening

GWC-49Z

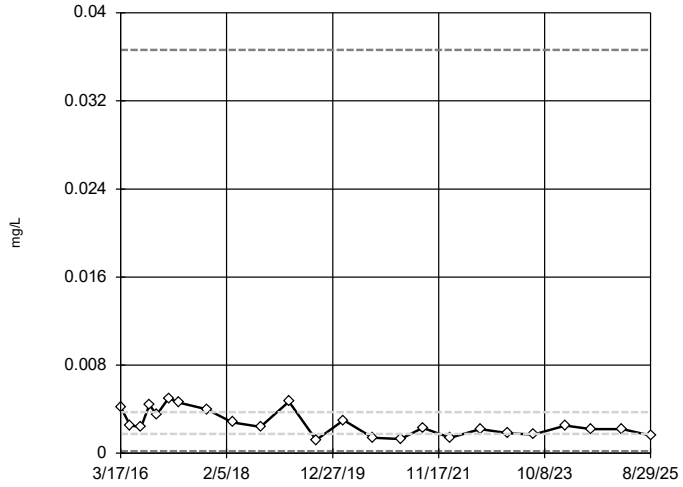

n = 24

No outliers found. Tukey's method selected by user.

Data were natural log transformed to achieve best W statistic (graph shown in original units).

High cutoff = 0.03662, low cutoff = 0.0001788, based on IQR multiplier of 3.

Constituent: Nickel Analysis Run 6/9/2026 2:46 PM View: Outlier Tests

Plant Bowen Client: Southern Company Data: Bowen 1, 2, 9, & 10

Sanitas™ v.10.1.06e Software licensed to Groundwater Stats Consulting. UG

Tukey's Outlier Screening

GWA-1 (bg)

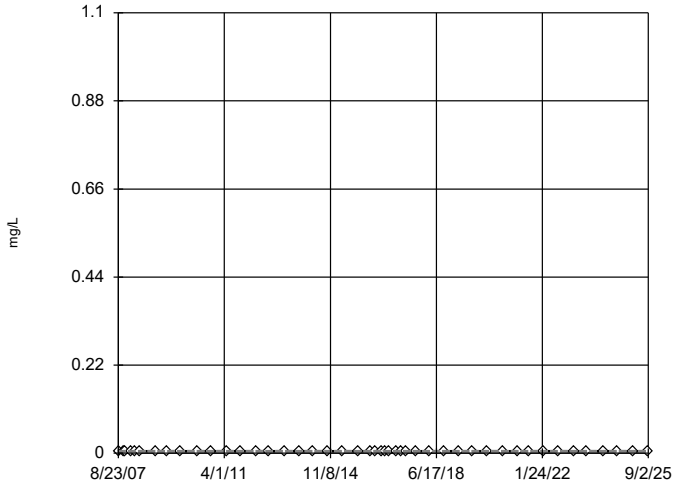

n = 46

No outliers found. Tukey's method selected by user.

All values are the same.

Constituent: Selenium Analysis Run 6/9/2026 2:46 PM View: Outlier Tests

Plant Bowen Client: Southern Company Data: Bowen 1, 2, 9, & 10

Sanitas™ v.10.1.06e Software licensed to Groundwater Stats Consulting. UG

Tukey's Outlier Screening

GWA-2 (bg)

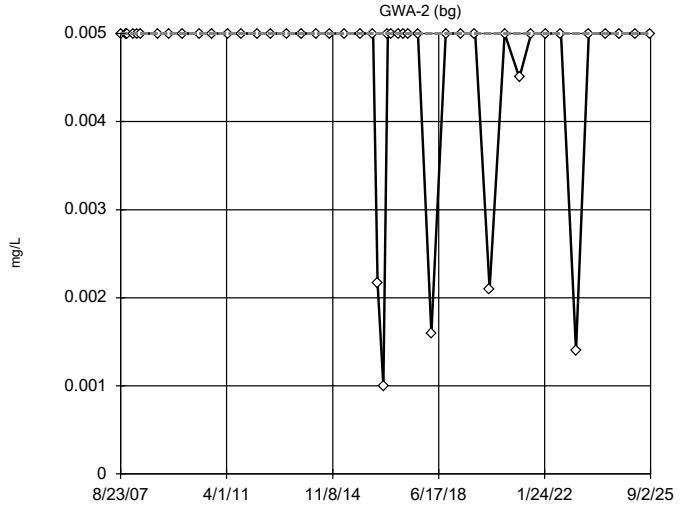

n = 46

No outliers found. Tukey's method selected by user.

Data were x^6 transformed to achieve best W statistic (graph shown in original units).

The results were invalidated, because the lower and upper quartiles are equal.

Constituent: Selenium Analysis Run 6/9/2026 2:46 PM View: Outlier Tests

Plant Bowen Client: Southern Company Data: Bowen 1, 2, 9, & 10

Sanitas™ v.10.1.06e Software licensed to Groundwater Stats Consulting. UG

Tukey's Outlier Screening

GWA-2R (bg)

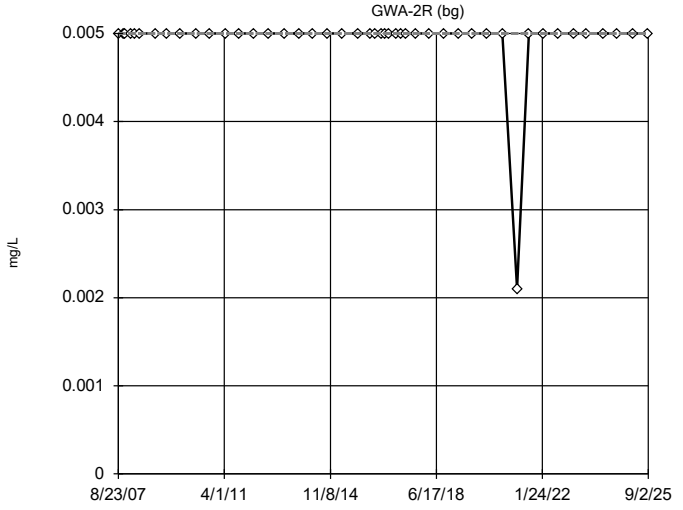

n = 46

No outliers found. Tukey's method selected by user.

Ladder of Powers transformations did not improve normality; analysis run on raw data.

The results were invalidated, because the lower and upper quartiles are equal.

Constituent: Selenium Analysis Run 6/9/2026 2:46 PM View: Outlier Tests

Plant Bowen Client: Southern Company Data: Bowen 1, 2, 9, & 10

Sanitas™ v.10.1.06e Software licensed to Groundwater Stats Consulting. UG

Tukey's Outlier Screening

GWA-3A (bg)

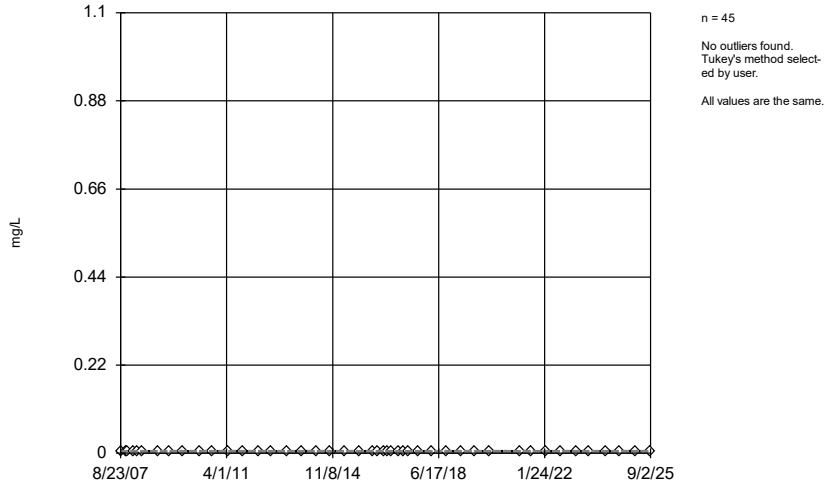

n = 45

No outliers found. Tukey's method selected by user.

All values are the same.

Constituent: Selenium Analysis Run 6/9/2026 2:46 PM View: Outlier Tests

Plant Bowen Client: Southern Company Data: Bowen 1, 2, 9, & 10

Sanitas™ v.10.1.06e Software licensed to Groundwater Stats Consulting. UG

Tukey's Outlier Screening

GWA-4RZ (bg)

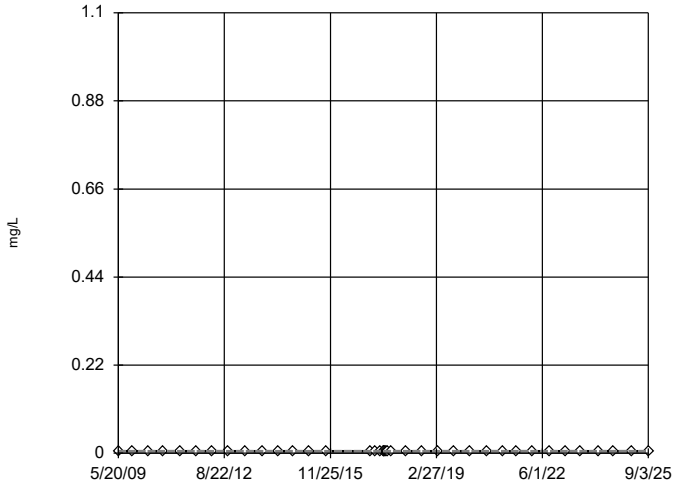

n = 39

No outliers found. Tukey's method selected by user.

All values are the same.

Constituent: Selenium Analysis Run 6/9/2026 2:46 PM View: Outlier Tests

Plant Bowen Client: Southern Company Data: Bowen 1, 2, 9, & 10

Sanitas™ v.10.1.06e Software licensed to Groundwater Stats Consulting. UG

Tukey's Outlier Screening

GWA-39RZ (bg)

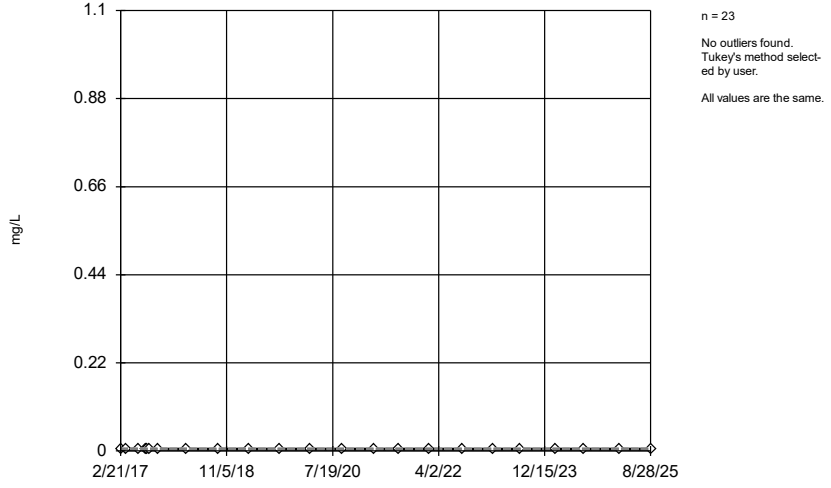

n = 23

No outliers found. Tukey's method selected by user.

All values are the same.

Constituent: Selenium Analysis Run 6/9/2026 2:46 PM View: Outlier Tests

Plant Bowen Client: Southern Company Data: Bowen 1, 2, 9, & 10

Sanitas™ v.10.1.06e Software licensed to Groundwater Stats Consulting. UG

Tukey's Outlier Screening

GWA-39Z (bg)

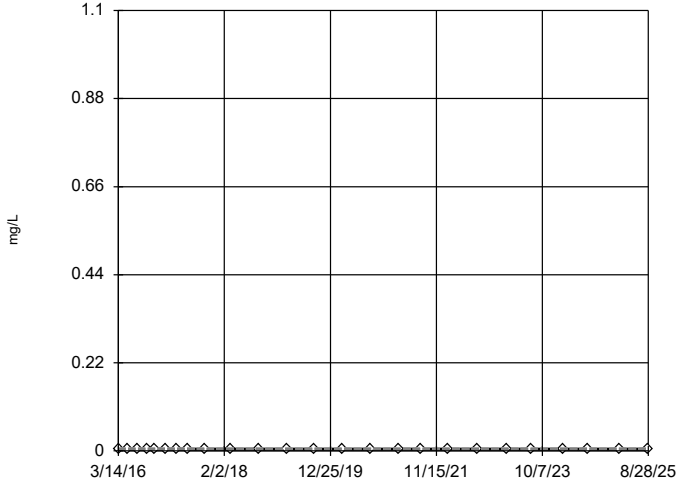

n = 25

No outliers found. Tukey's method selected by user.

All values are the same.

Constituent: Selenium Analysis Run 6/9/2026 2:46 PM View: Outlier Tests

Plant Bowen Client: Southern Company Data: Bowen 1, 2, 9, & 10

Sanitas™ v.10.1.06e Software licensed to Groundwater Stats Consulting. UG

Tukey's Outlier Screening

GWA-40 (bg)

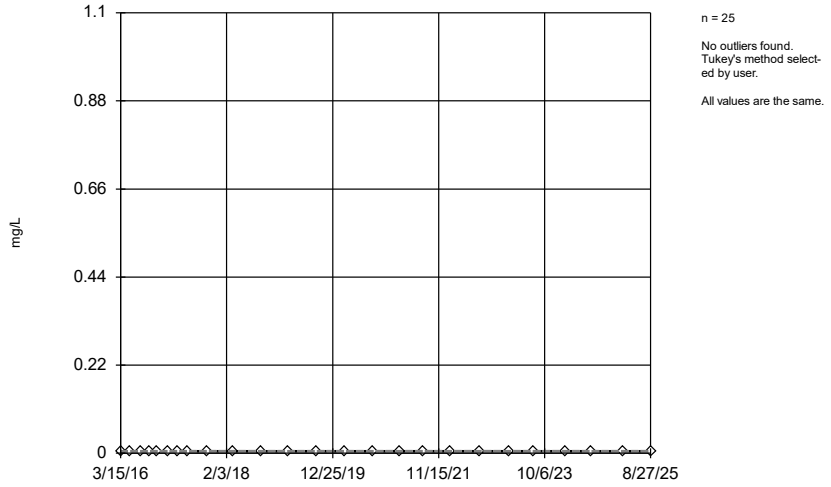

n = 25

No outliers found. Tukey's method select-ed by user.

All values are the same.

Constituent: Selenium Analysis Run 6/9/2026 2:46 PM View: Outlier Tests

Plant Bowen Client: Southern Company Data: Bowen 1, 2, 9, & 10

Sanitas™ v.10.1.06e Software licensed to Groundwater Stats Consulting. UG

Tukey's Outlier Screening

GWA-41 (bg)

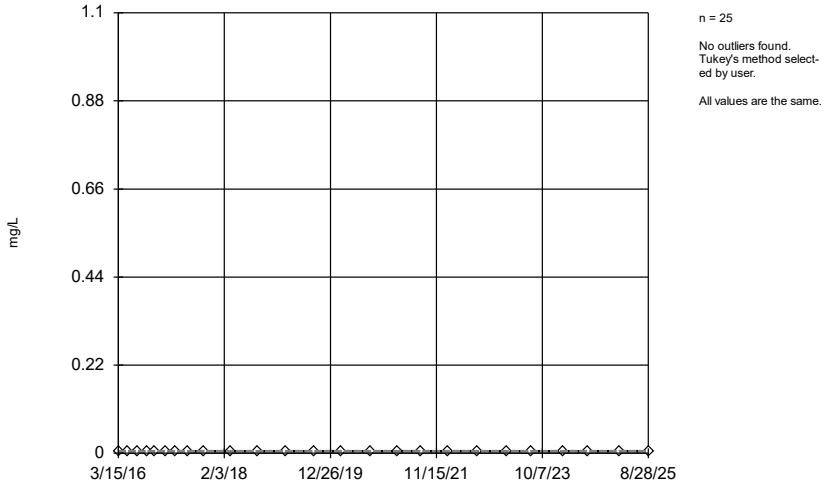

n = 25

No outliers found. Tukey's method select-ed by user.

All values are the same.

Constituent: Selenium Analysis Run 6/9/2026 2:46 PM View: Outlier Tests

Plant Bowen Client: Southern Company Data: Bowen 1, 2, 9, & 10

Sanitas™ v.10.1.06e Software licensed to Groundwater Stats Consulting. UG

Tukey's Outlier Screening

GWA-41R (bg)

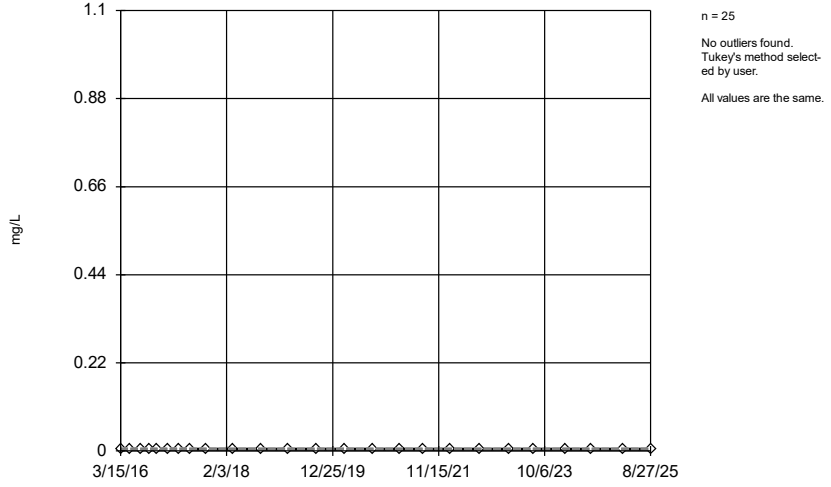

n = 25

No outliers found. Tukey's method select-ed by user.

All values are the same.

Constituent: Selenium Analysis Run 6/9/2026 2:46 PM View: Outlier Tests

Plant Bowen Client: Southern Company Data: Bowen 1, 2, 9, & 10

Sanitas™ v.10.1.06e Software licensed to Groundwater Stats Consulting. UG

Tukey's Outlier Screening

GWA-42 (bg)

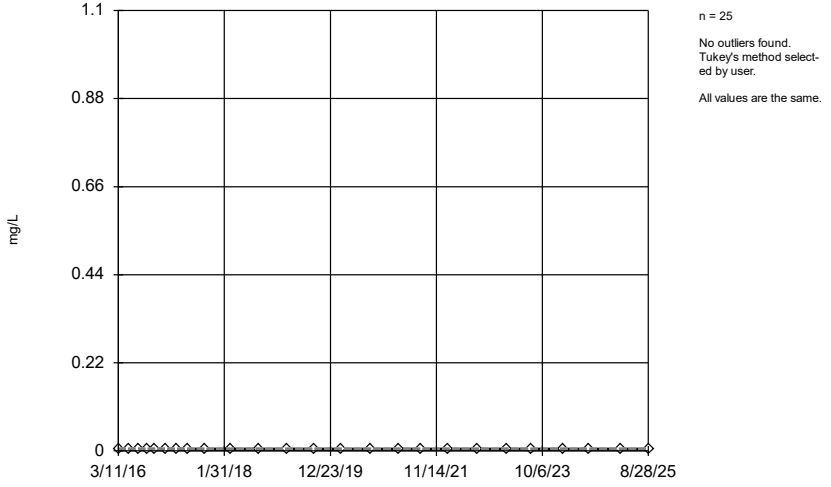

n = 25

No outliers found. Tukey's method select-ed by user.

All values are the same.

Constituent: Selenium Analysis Run 6/9/2026 2:46 PM View: Outlier Tests

Plant Bowen Client: Southern Company Data: Bowen 1, 2, 9, & 10

Sanitas™ v.10.1.06e Software licensed to Groundwater Stats Consulting. UG

Tukey's Outlier Screening

GWA-43 (bg)

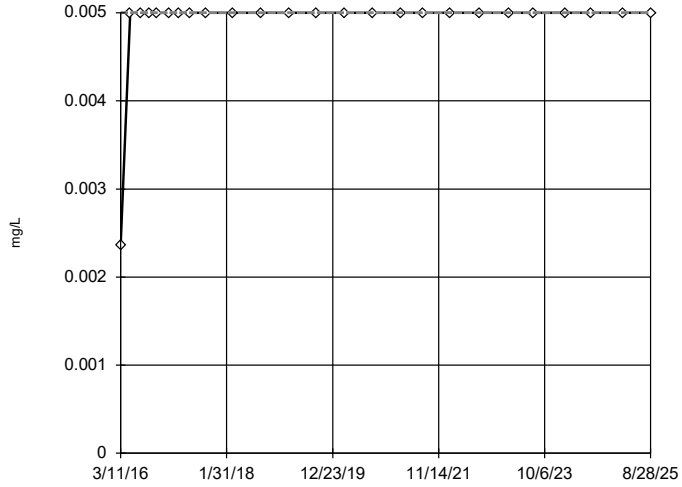

n = 25

No outliers found. Tukey's method selected by user.

Data were x^6 transformed to achieve best W statistic (graph shown in original units).

The results were invalidated, because the lower and upper quartiles are equal.

Constituent: Selenium Analysis Run 6/9/2026 2:47 PM View: Outlier Tests

Plant Bowen Client: Southern Company Data: Bowen 1, 2, 9, & 10

Sanitas™ v.10.1.06e Software licensed to Groundwater Stats Consulting. UG

Tukey's Outlier Screening

GWA-43R (bg)

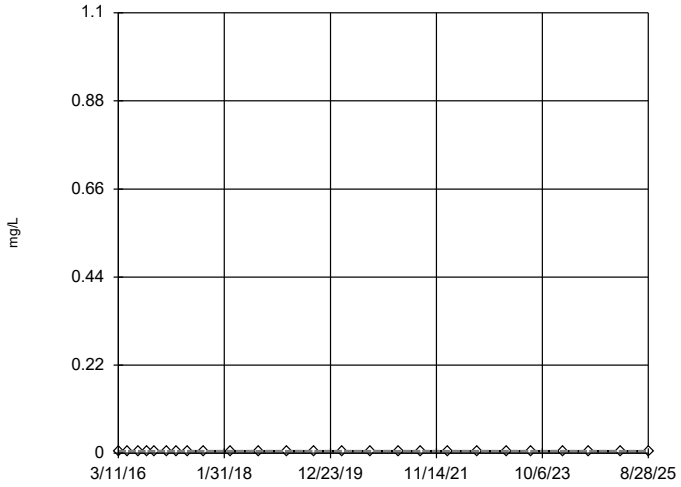

n = 25

No outliers found. Tukey's method selected by user.

All values are the same.

Constituent: Selenium Analysis Run 6/9/2026 2:47 PM View: Outlier Tests

Plant Bowen Client: Southern Company Data: Bowen 1, 2, 9, & 10

Sanitas™ v.10.1.06e Software licensed to Groundwater Stats Consulting. UG

Tukey's Outlier Screening

GWA-50 (bg)

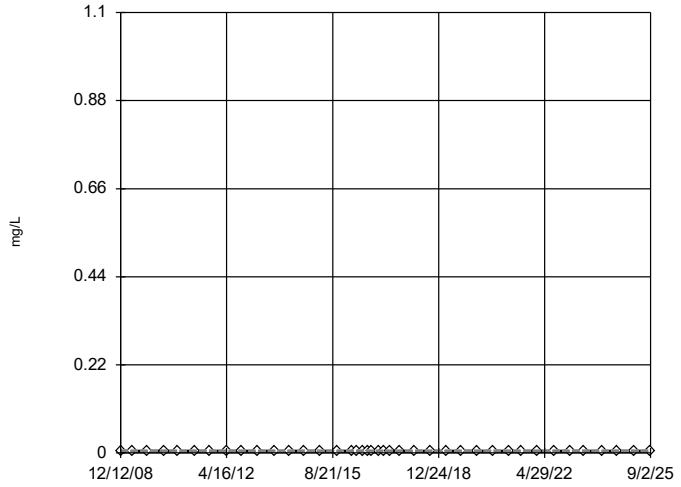

n = 40

No outliers found. Tukey's method selected by user.

All values are the same.

Constituent: Selenium Analysis Run 6/9/2026 2:47 PM View: Outlier Tests

Plant Bowen Client: Southern Company Data: Bowen 1, 2, 9, & 10

Sanitas™ v.10.1.06e Software licensed to Groundwater Stats Consulting. UG

Tukey's Outlier Screening

GWA-50R (bg)

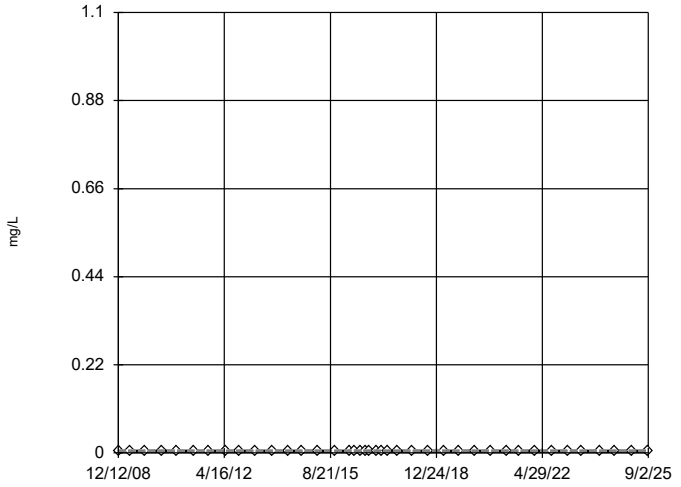

n = 40

No outliers found. Tukey's method selected by user.

All values are the same.

Constituent: Selenium Analysis Run 6/9/2026 2:47 PM View: Outlier Tests

Plant Bowen Client: Southern Company Data: Bowen 1, 2, 9, & 10

Tukey's Outlier Screening

GWC-5

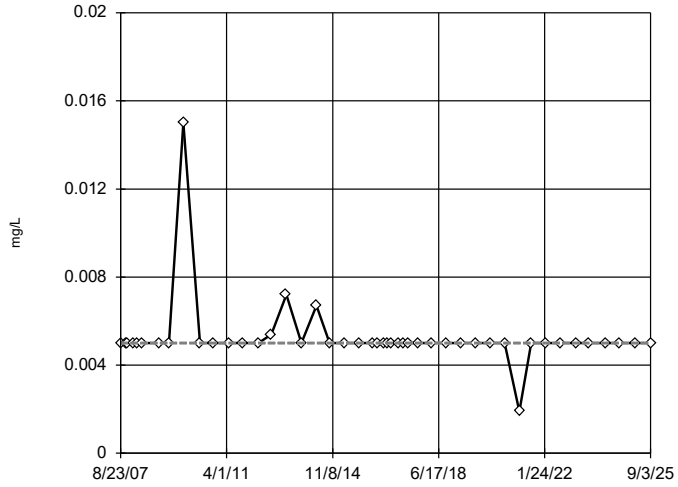

n = 46

No outliers found. Tukey's method selected by user.

Data were natural log transformed to achieve best W statistic (graph shown in original units).

The results were invalidated, because the lower and upper quartiles are equal.

Constituent: Selenium Analysis Run 6/9/2026 2:47 PM View: Outlier Tests

Plant Bowen Client: Southern Company Data: Bowen 1, 2, 9, & 10

Sanitas™ v.10.1.06e Software licensed to Groundwater Stats Consulting. UG

Tukey's Outlier Screening

GWC-6

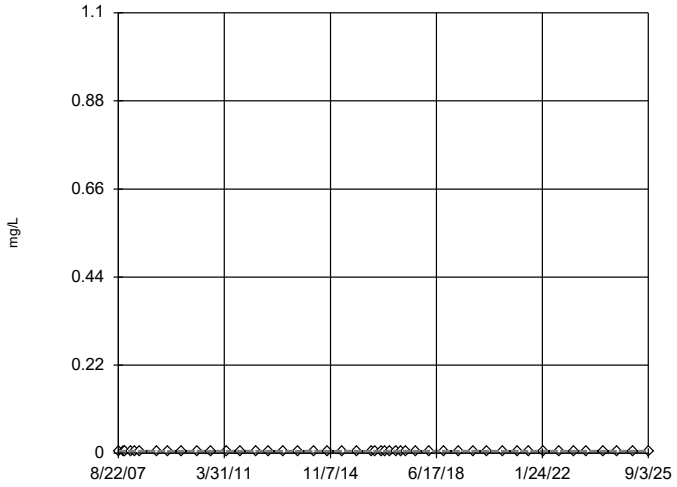

n = 46

No outliers found. Tukey's method selected by user.

All values are the same.

Constituent: Selenium Analysis Run 6/9/2026 2:47 PM View: Outlier Tests

Plant Bowen Client: Southern Company Data: Bowen 1, 2, 9, & 10

Sanitas™ v.10.1.06e Software licensed to Groundwater Stats Consulting. UG

Tukey's Outlier Screening

GWC-6RZ

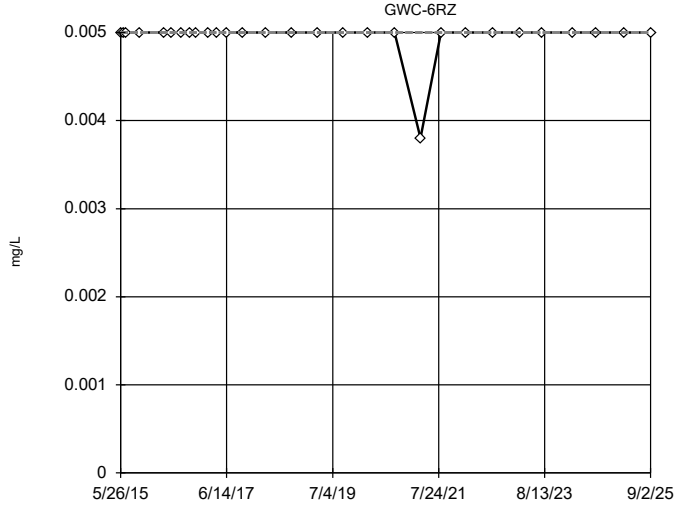

n = 29

No outliers found. Tukey's method selected by user.

Data were x^5 transformed to achieve best W statistic (graph shown in original units).

The results were invalidated, because the lower and upper quartiles are equal.

Constituent: Selenium Analysis Run 6/9/2026 2:47 PM View: Outlier Tests

Plant Bowen Client: Southern Company Data: Bowen 1, 2, 9, & 10

Sanitas™ v.10.1.06e Software licensed to Groundwater Stats Consulting. UG

Tukey's Outlier Screening

GWC-7Z

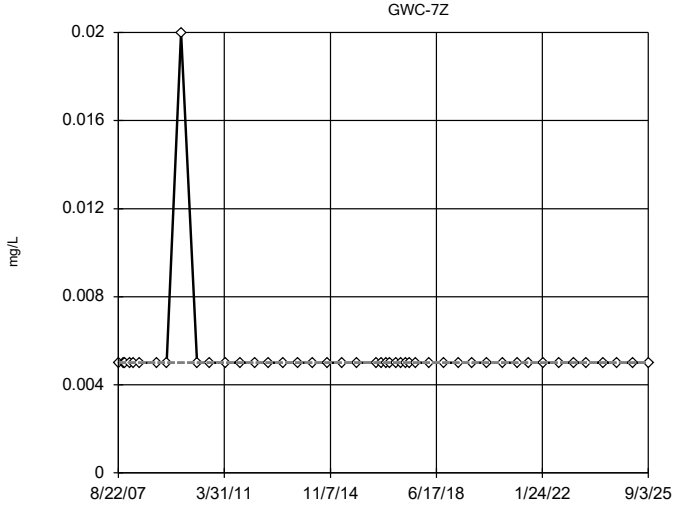

n = 46

No outliers found. Tukey's method selected by user.

Data were square transformed to achieve best W statistic (graph shown in original units).

The results were invalidated, because the lower and upper quartiles are equal.

Constituent: Selenium Analysis Run 6/9/2026 2:47 PM View: Outlier Tests

Plant Bowen Client: Southern Company Data: Bowen 1, 2, 9, & 10

Tukey's Outlier Screening

GWC-8RR

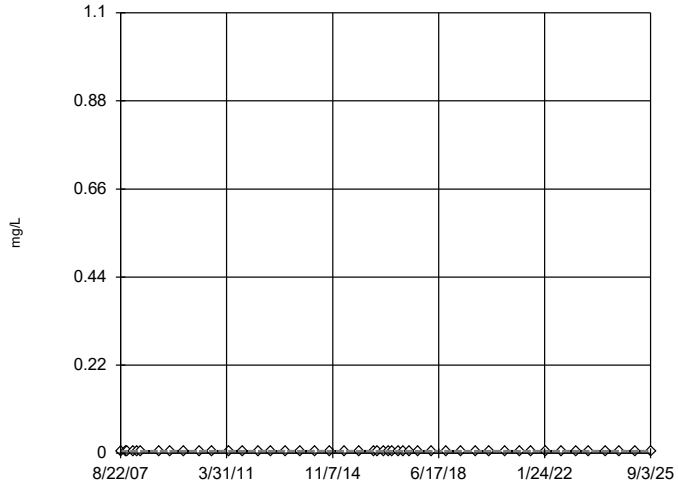

n = 46

No outliers found. Tukey's method selected by user.

All values are the same.

Constituent: Selenium Analysis Run 6/9/2026 2:47 PM View: Outlier Tests

Plant Bowen Client: Southern Company Data: Bowen 1, 2, 9, & 10

Sanitas™ v.10.1.06e Software licensed to Groundwater Stats Consulting. UG

Tukey's Outlier Screening

GWC-8Z

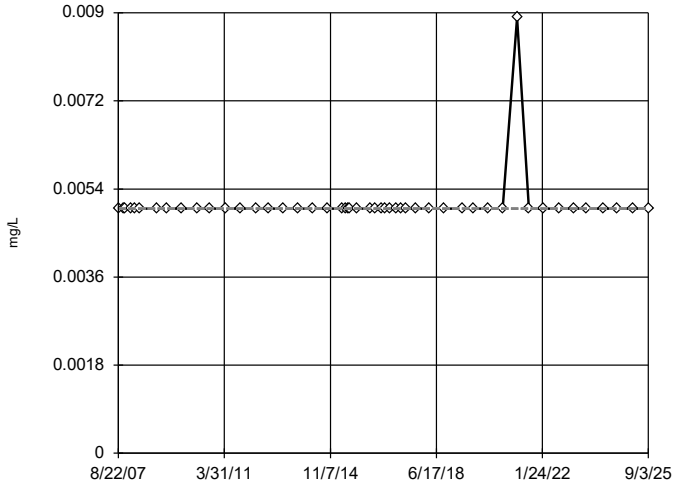

n = 49

No outliers found. Tukey's method selected by user.

Data were square root transformed to achieve best W statistic (graph shown in original units).

The results were invalidated, because the lower and upper quartiles are equal.

Constituent: Selenium Analysis Run 6/9/2026 2:47 PM View: Outlier Tests

Plant Bowen Client: Southern Company Data: Bowen 1, 2, 9, & 10

Sanitas™ v.10.1.06e Software licensed to Groundwater Stats Consulting. UG

Tukey's Outlier Screening

GWC-9

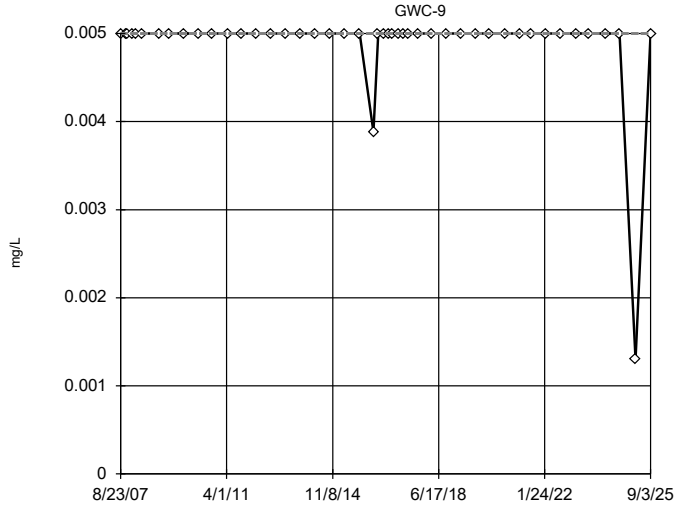

n = 46

No outliers found. Tukey's method selected by user.

Data were x^5 transformed to achieve best W statistic (graph shown in original units).

The results were invalidated, because the lower and upper quartiles are equal.

Constituent: Selenium Analysis Run 6/9/2026 2:47 PM View: Outlier Tests

Plant Bowen Client: Southern Company Data: Bowen 1, 2, 9, & 10

Sanitas™ v.10.1.06e Software licensed to Groundwater Stats Consulting. UG

Tukey's Outlier Screening

GWC-10

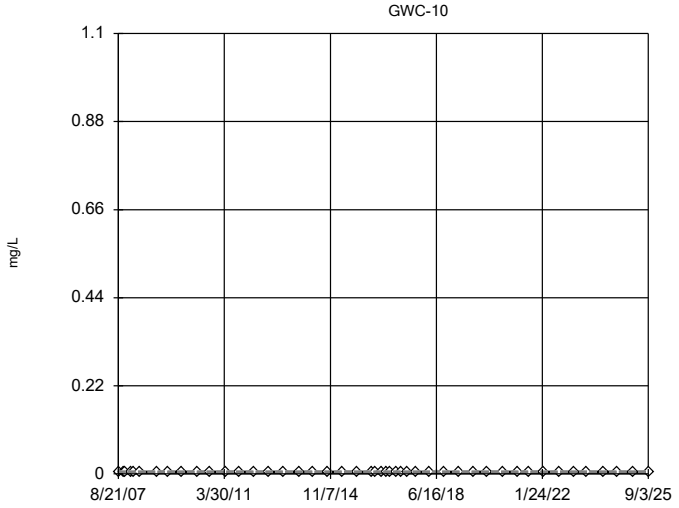

n = 46

No outliers found. Tukey's method selected by user.

All values are the same.

Constituent: Selenium Analysis Run 6/9/2026 2:47 PM View: Outlier Tests

Plant Bowen Client: Southern Company Data: Bowen 1, 2, 9, & 10

Tukey's Outlier Screening

GWC-10R

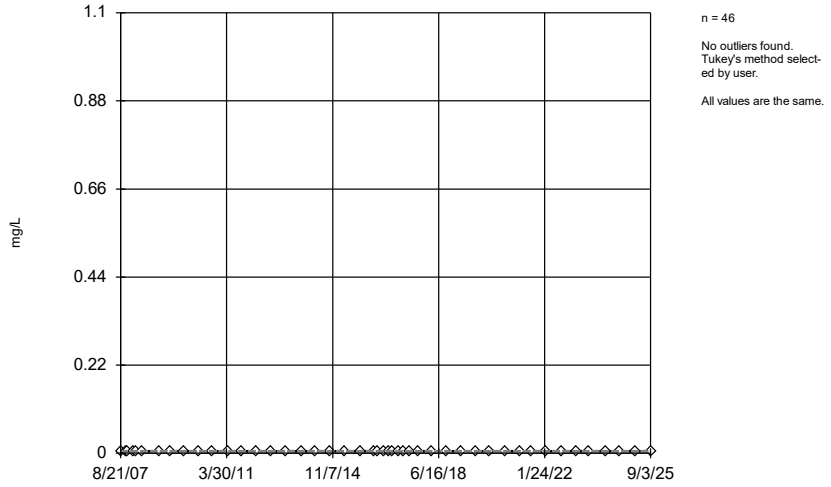

n = 46

No outliers found. Tukey's method select-ed by user.

All values are the same.

Constituent: Selenium Analysis Run 6/9/2026 2:47 PM View: Outlier Tests

Plant Bowen Client: Southern Company Data: Bowen 1, 2, 9, & 10

Sanitas™ v.10.1.06e Software licensed to Groundwater Stats Consulting. UG

Tukey's Outlier Screening

GWC-11

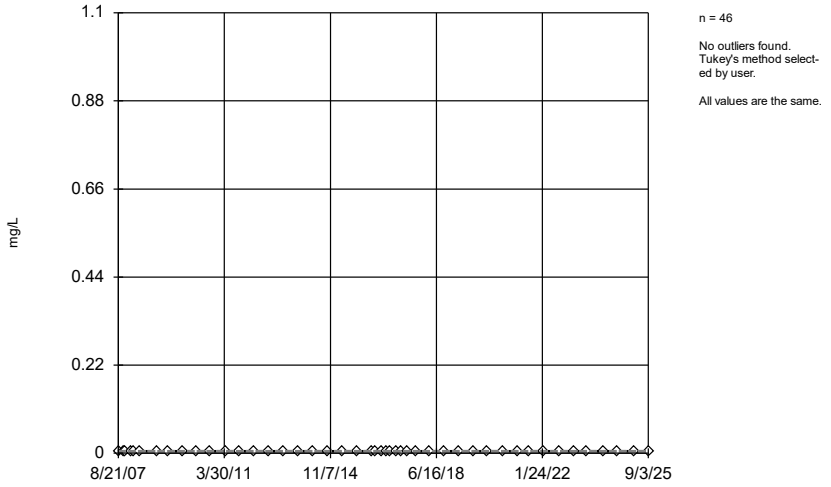

n = 46

No outliers found. Tukey's method select-ed by user.

All values are the same.

Constituent: Selenium Analysis Run 6/9/2026 2:47 PM View: Outlier Tests

Plant Bowen Client: Southern Company Data: Bowen 1, 2, 9, & 10

Sanitas™ v.10.1.06e Software licensed to Groundwater Stats Consulting. UG

Tukey's Outlier Screening

GWC-11R

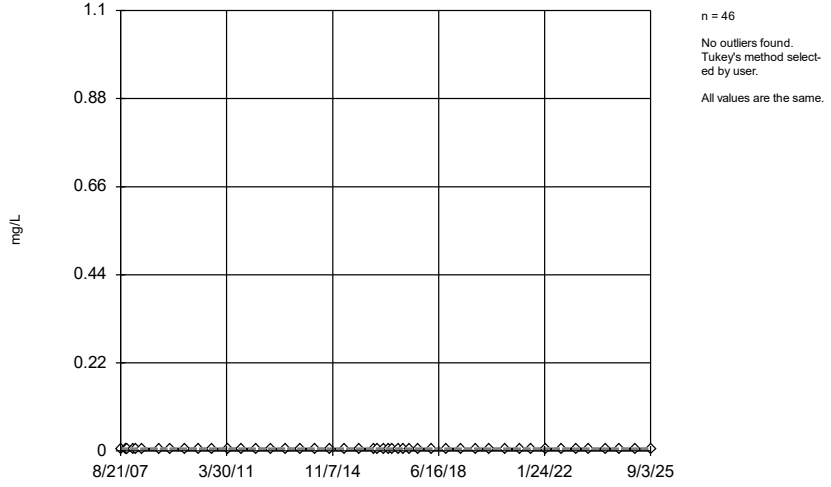

n = 46

No outliers found. Tukey's method select-ed by user.

All values are the same.

Constituent: Selenium Analysis Run 6/9/2026 2:47 PM View: Outlier Tests

Plant Bowen Client: Southern Company Data: Bowen 1, 2, 9, & 10

Sanitas™ v.10.1.06e Software licensed to Groundwater Stats Consulting. UG

Tukey's Outlier Screening

GWC-12

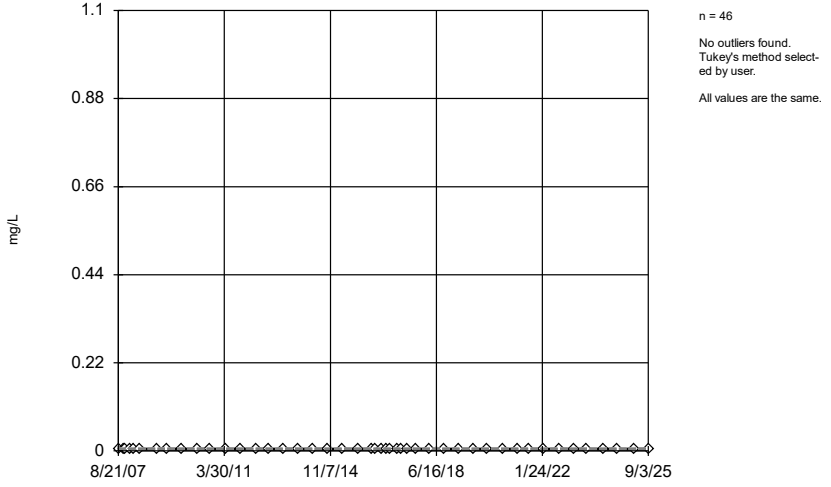

n = 46

No outliers found. Tukey's method select-ed by user.

All values are the same.

Constituent: Selenium Analysis Run 6/9/2026 2:47 PM View: Outlier Tests

Plant Bowen Client: Southern Company Data: Bowen 1, 2, 9, & 10

Tukey's Outlier Screening

GWC-13

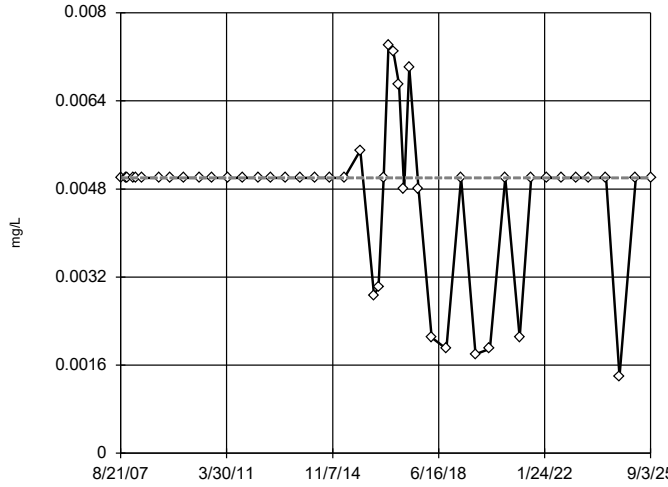

n = 46

No outliers found. Tukey's method selected by user.

Data were square transformed to achieve best W statistic (graph shown in original units).

The results were invalidated, because the lower and upper quartiles are equal.

Constituent: Selenium Analysis Run 6/9/2026 2:47 PM View: Outlier Tests

Plant Bowen Client: Southern Company Data: Bowen 1, 2, 9, & 10

Sanitas™ v.10.1.06e Software licensed to Groundwater Stats Consulting. UG

Tukey's Outlier Screening

GWC-13RZ

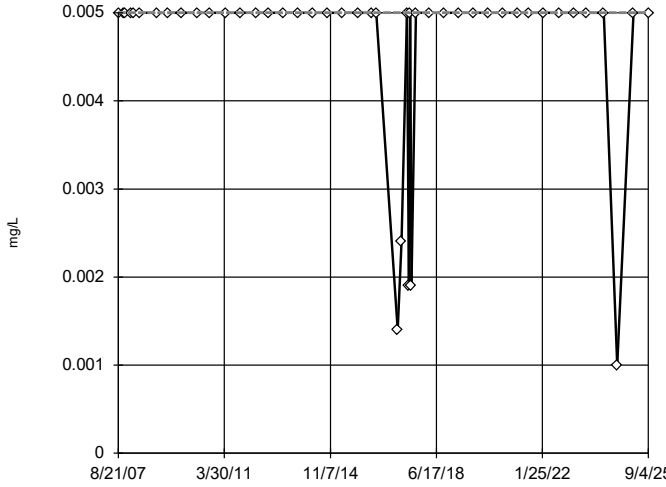

n = 46

No outliers found. Tukey's method selected by user.

Data were natural log transformed to achieve best W statistic (graph shown in original units).

The results were invalidated, because the lower and upper quartiles are equal.

Constituent: Selenium Analysis Run 6/9/2026 2:47 PM View: Outlier Tests

Plant Bowen Client: Southern Company Data: Bowen 1, 2, 9, & 10

Sanitas™ v.10.1.06e Software licensed to Groundwater Stats Consulting. UG

Tukey's Outlier Screening

GWC-14Z

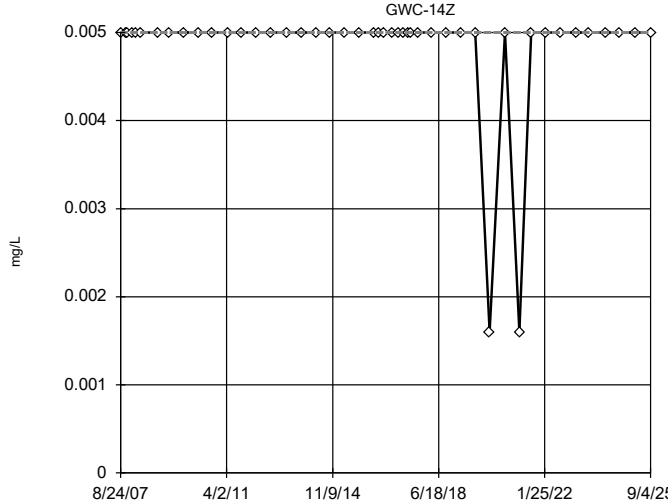

n = 46

No outliers found. Tukey's method selected by user.

Data were cube transformed to achieve best W statistic (graph shown in original units).

The results were invalidated, because the lower and upper quartiles are equal.

Constituent: Selenium Analysis Run 6/9/2026 2:47 PM View: Outlier Tests

Plant Bowen Client: Southern Company Data: Bowen 1, 2, 9, & 10

Sanitas™ v.10.1.06e Software licensed to Groundwater Stats Consulting. UG

Tukey's Outlier Screening

GWC-15R

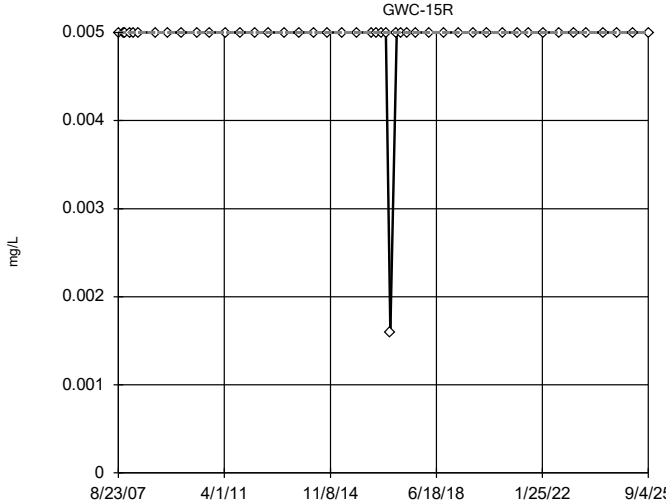

n = 46

No outliers found. Tukey's method selected by user.

Data were cube root transformed to achieve best W statistic (graph shown in original units).

The results were invalidated, because the lower and upper quartiles are equal.

Constituent: Selenium Analysis Run 6/9/2026 2:47 PM View: Outlier Tests

Plant Bowen Client: Southern Company Data: Bowen 1, 2, 9, & 10

Tukey's Outlier Screening

GWC-15Z

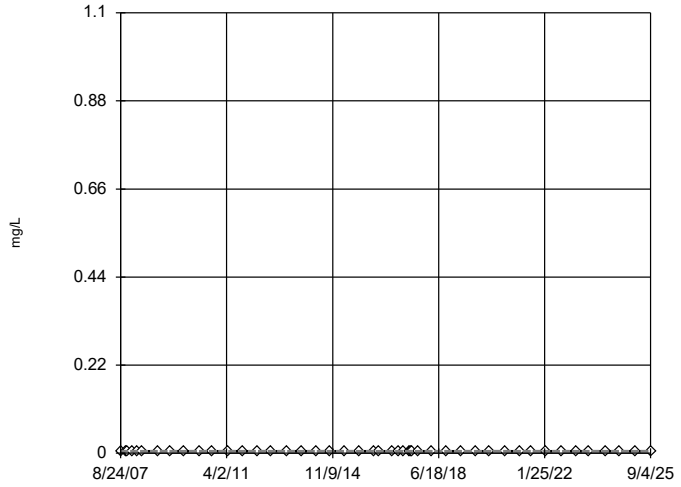

n = 46

No outliers found. Tukey's method selected by user.

All values are the same.

Constituent: Selenium Analysis Run 6/9/2026 2:47 PM View: Outlier Tests

Plant Bowen Client: Southern Company Data: Bowen 1, 2, 9, & 10

Sanitas™ v.10.1.06e Software licensed to Groundwater Stats Consulting. UG

Tukey's Outlier Screening

GWC-44

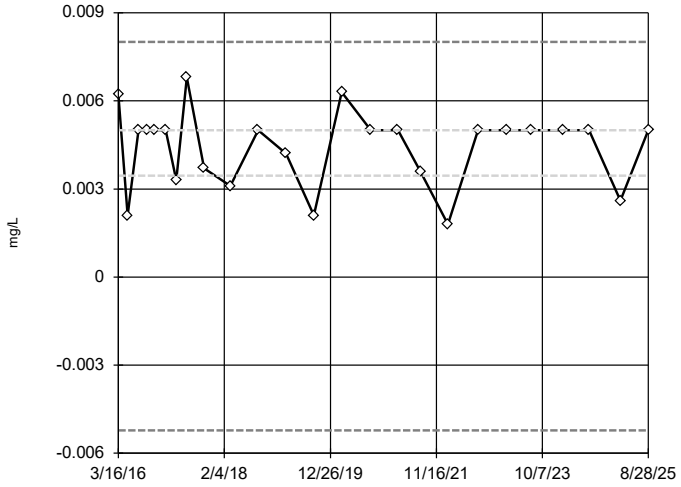

n = 25

No outliers found. Tukey's method selected by user.

Data were square transformed to achieve best W statistic (graph shown in original units).

High cutoff = 0.008014, low cutoff = -0.005225, based on IQR multiplier of 3.

Constituent: Selenium Analysis Run 6/9/2026 2:47 PM View: Outlier Tests

Plant Bowen Client: Southern Company Data: Bowen 1, 2, 9, & 10

Sanitas™ v.10.1.06e Software licensed to Groundwater Stats Consulting. UG

Tukey's Outlier Screening

GWC-45

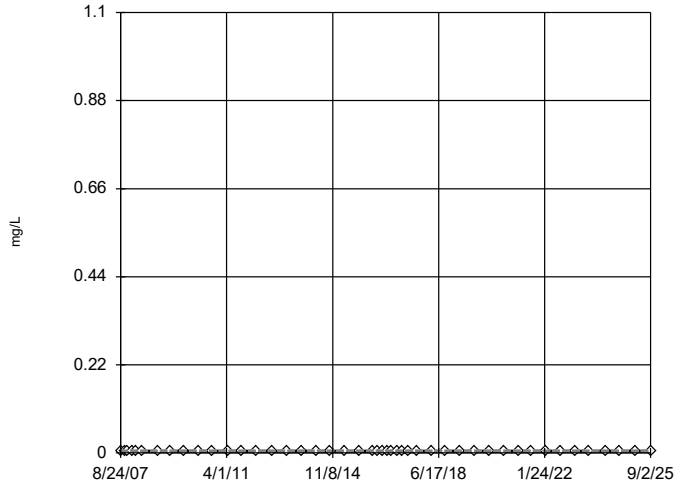

n = 46

No outliers found. Tukey's method selected by user.

All values are the same.

Constituent: Selenium Analysis Run 6/9/2026 2:47 PM View: Outlier Tests

Plant Bowen Client: Southern Company Data: Bowen 1, 2, 9, & 10

Sanitas™ v.10.1.06e Software licensed to Groundwater Stats Consulting. UG

Tukey's Outlier Screening

GWC-45R

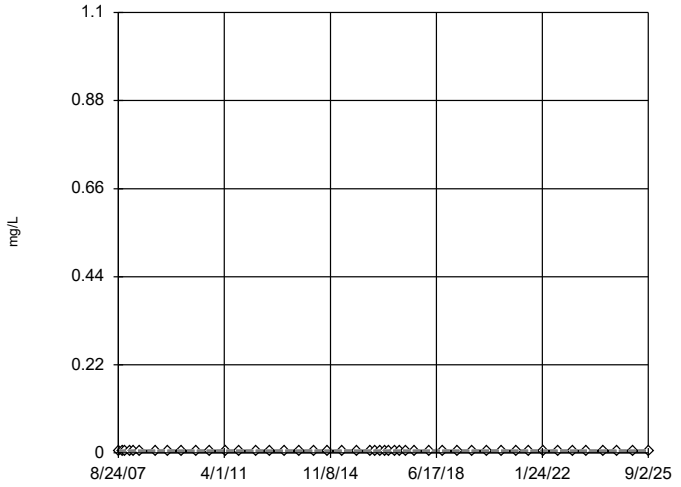

n = 46

No outliers found. Tukey's method selected by user.

All values are the same.

Constituent: Selenium Analysis Run 6/9/2026 2:47 PM View: Outlier Tests

Plant Bowen Client: Southern Company Data: Bowen 1, 2, 9, & 10

Tukey's Outlier Screening

GWC-46R

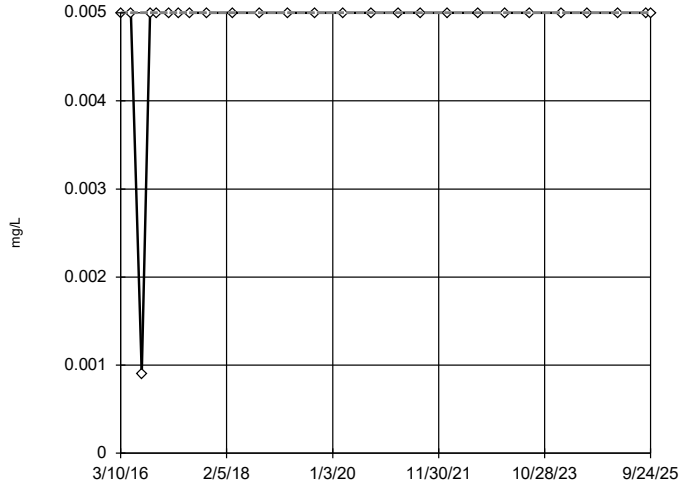

n = 26

No outliers found. Tukey's method selected by user.

Data were cube transformed to achieve best W statistic (graph shown in original units).

The results were invalidated, because the lower and upper quartiles are equal.

Constituent: Selenium Analysis Run 6/9/2026 2:47 PM View: Outlier Tests

Plant Bowen Client: Southern Company Data: Bowen 1, 2, 9, & 10

Sanitas™ v.10.1.06e Software licensed to Groundwater Stats Consulting. UG

Tukey's Outlier Screening

GWC-47

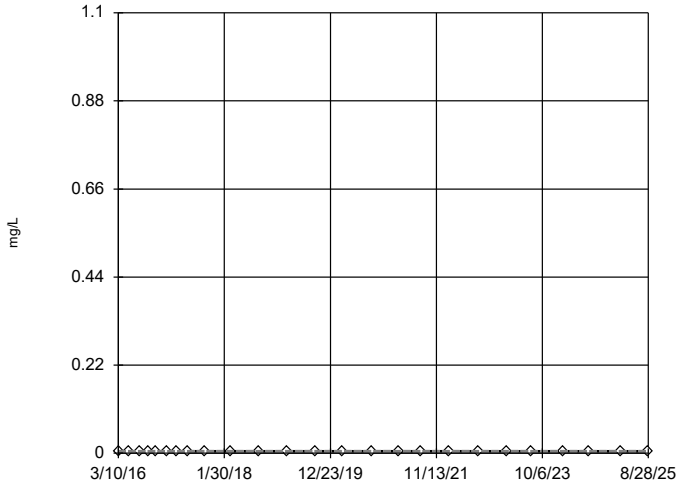

n = 25

No outliers found. Tukey's method selected by user.

All values are the same.

Constituent: Selenium Analysis Run 6/9/2026 2:47 PM View: Outlier Tests

Plant Bowen Client: Southern Company Data: Bowen 1, 2, 9, & 10

Sanitas™ v.10.1.06e Software licensed to Groundwater Stats Consulting. UG

Tukey's Outlier Screening

GWC-47R

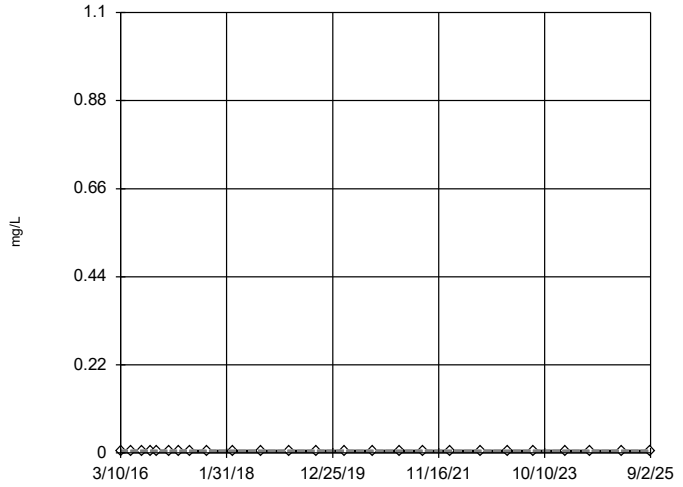

n = 25

No outliers found. Tukey's method selected by user.

All values are the same.

Constituent: Selenium Analysis Run 6/9/2026 2:47 PM View: Outlier Tests

Plant Bowen Client: Southern Company Data: Bowen 1, 2, 9, & 10

Sanitas™ v.10.1.06e Software licensed to Groundwater Stats Consulting. UG

Tukey's Outlier Screening

GWC-48

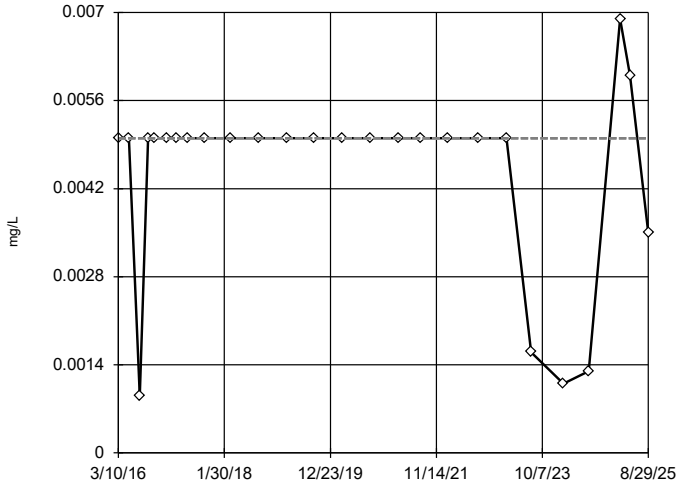

n = 26

No outliers found. Tukey's method selected by user.

Data were square transformed to achieve best W statistic (graph shown in original units).

The results were invalidated, because the lower and upper quartiles are equal.

Constituent: Selenium Analysis Run 6/9/2026 2:47 PM View: Outlier Tests

Plant Bowen Client: Southern Company Data: Bowen 1, 2, 9, & 10

Tukey's Outlier Screening

GWC-49R

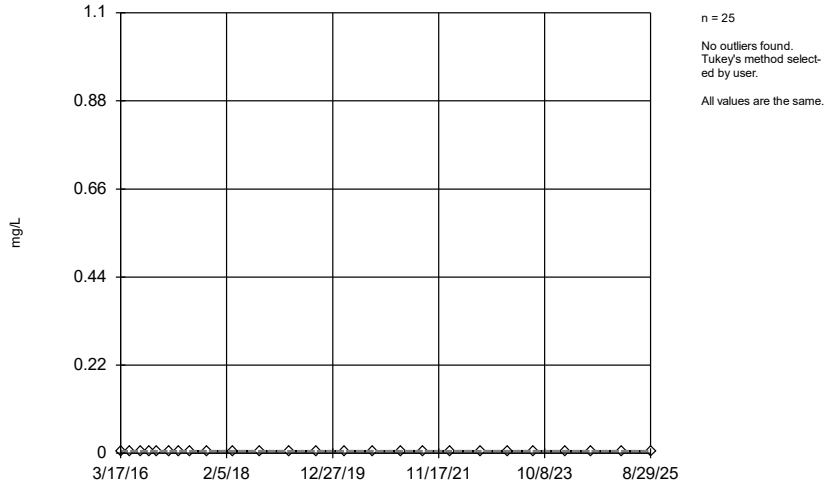

n = 25

No outliers found. Tukey's method select-ed by user.

All values are the same.

Constituent: Selenium Analysis Run 6/9/2026 2:47 PM View: Outlier Tests

Plant Bowen Client: Southern Company Data: Bowen 1, 2, 9, & 10

Sanitas™ v.10.1.06e Software licensed to Groundwater Stats Consulting. UG

Tukey's Outlier Screening

GWC-49Z

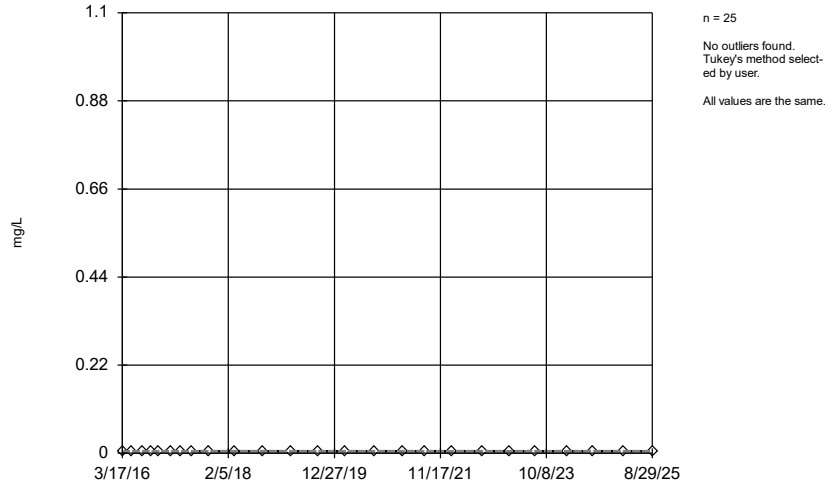

n = 25

No outliers found. Tukey's method select-ed by user.

All values are the same.

Constituent: Selenium Analysis Run 6/9/2026 2:47 PM View: Outlier Tests

Plant Bowen Client: Southern Company Data: Bowen 1, 2, 9, & 10

Sanitas™ v.10.1.06e Software licensed to Groundwater Stats Consulting. UG

Tukey's Outlier Screening

GWA-1 (bg)

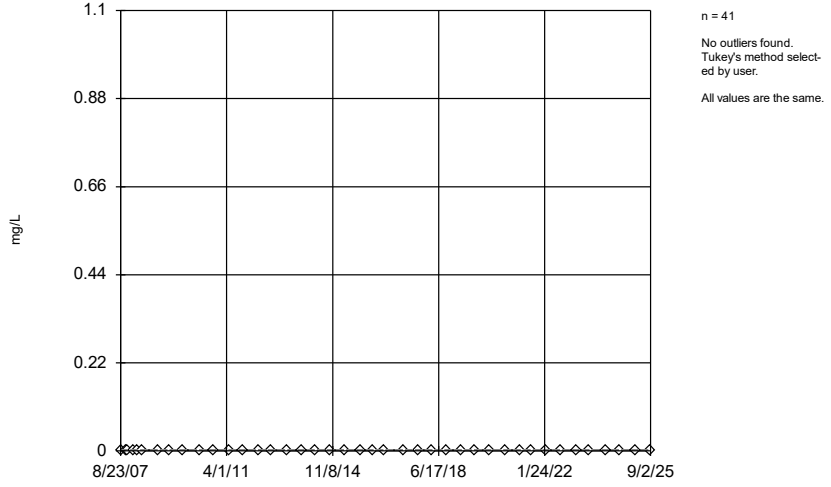

n = 41

No outliers found. Tukey's method select-ed by user.

All values are the same.

Constituent: Silver Analysis Run 6/9/2026 2:47 PM View: Outlier Tests

Plant Bowen Client: Southern Company Data: Bowen 1, 2, 9, & 10

Sanitas™ v.10.1.06e Software licensed to Groundwater Stats Consulting. UG

Tukey's Outlier Screening

GWA-2 (bg)

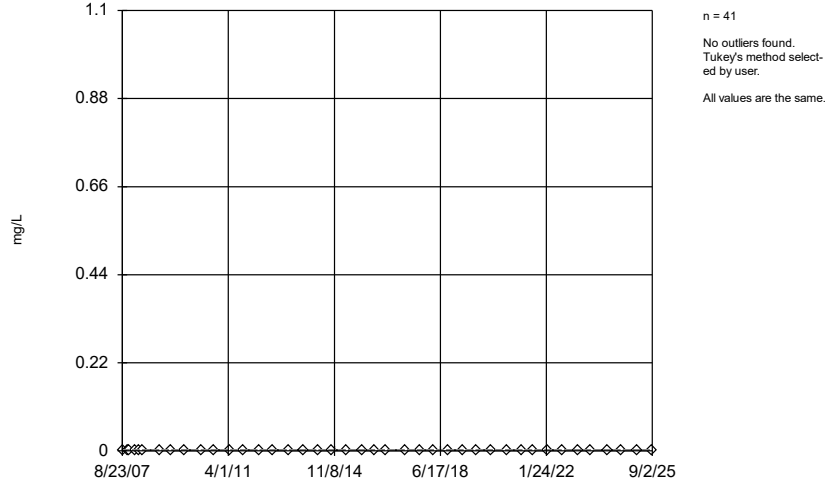

n = 41

No outliers found. Tukey's method select-ed by user.

All values are the same.

Constituent: Silver Analysis Run 6/9/2026 2:47 PM View: Outlier Tests

Plant Bowen Client: Southern Company Data: Bowen 1, 2, 9, & 10

Sanitas™ v.10.1.06e Software licensed to Groundwater Stats Consulting. UG

Tukey's Outlier Screening

GWA-2R (bg)

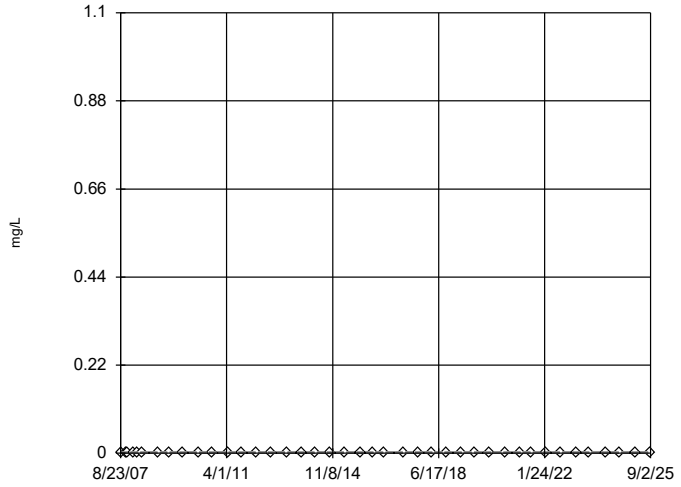

n = 41

No outliers found. Tukey's method select-ed by user.

All values are the same.

Constituent: Silver Analysis Run 6/9/2026 2:47 PM View: Outlier Tests

Plant Bowen Client: Southern Company Data: Bowen 1, 2, 9, & 10

Sanitas™ v.10.1.06e Software licensed to Groundwater Stats Consulting. UG

Tukey's Outlier Screening

GWA-3A (bg)

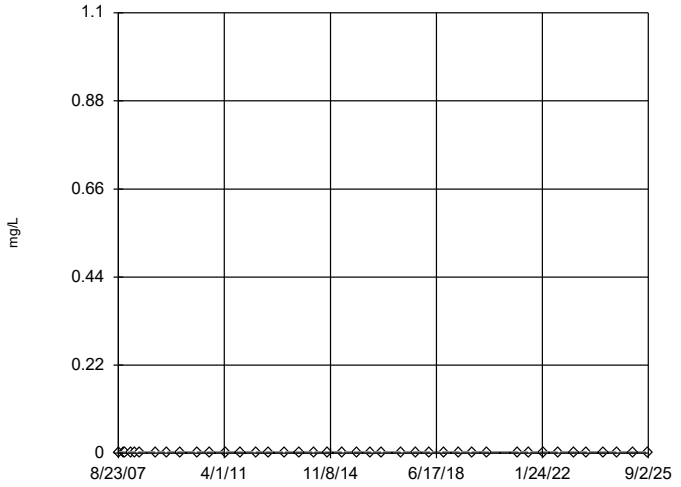

n = 40

No outliers found. Tukey's method select-ed by user.

All values are the same.

Constituent: Silver Analysis Run 6/9/2026 2:47 PM View: Outlier Tests

Plant Bowen Client: Southern Company Data: Bowen 1, 2, 9, & 10

Sanitas™ v.10.1.06e Software licensed to Groundwater Stats Consulting. UG

Tukey's Outlier Screening

GWA-4RZ (bg)

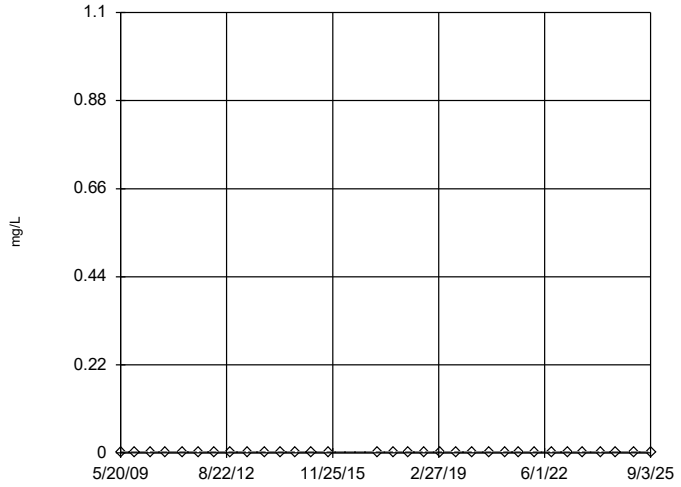

n = 32

No outliers found. Tukey's method select-ed by user.

All values are the same.

Constituent: Silver Analysis Run 6/9/2026 2:47 PM View: Outlier Tests

Plant Bowen Client: Southern Company Data: Bowen 1, 2, 9, & 10

Sanitas™ v.10.1.06e Software licensed to Groundwater Stats Consulting. UG

Tukey's Outlier Screening

GWA-39RZ (bg)

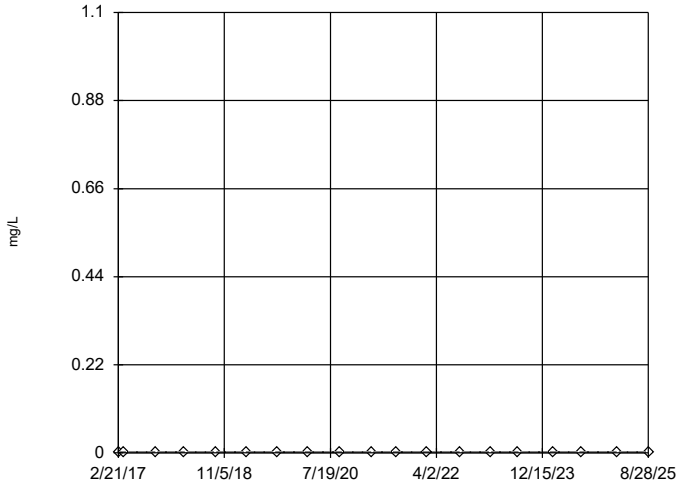

n = 19

No outliers found. Tukey's method select-ed by user.

All values are the same.

Constituent: Silver Analysis Run 6/9/2026 2:47 PM View: Outlier Tests

Plant Bowen Client: Southern Company Data: Bowen 1, 2, 9, & 10

Tukey's Outlier Screening

GWA-39Z (bg)

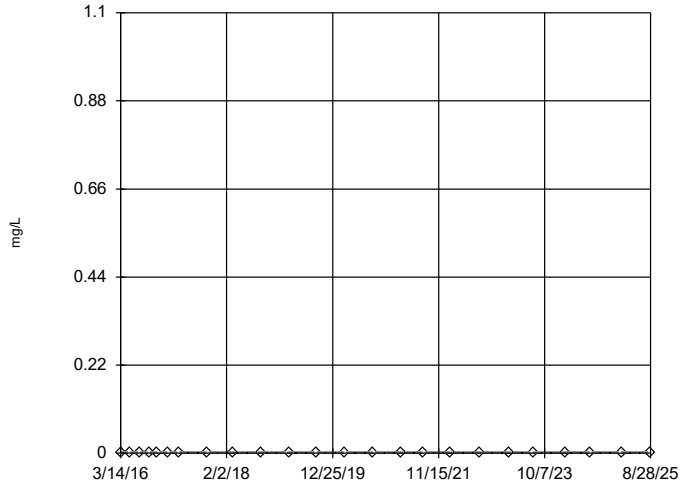

n = 24

No outliers found. Tukey's method select-ed by user.

All values are the same.

Constituent: Silver Analysis Run 6/9/2026 2:47 PM View: Outlier Tests

Plant Bowen Client: Southern Company Data: Bowen 1, 2, 9, & 10

Sanitas™ v.10.1.06e Software licensed to Groundwater Stats Consulting. UG

Tukey's Outlier Screening

GWA-40 (bg)

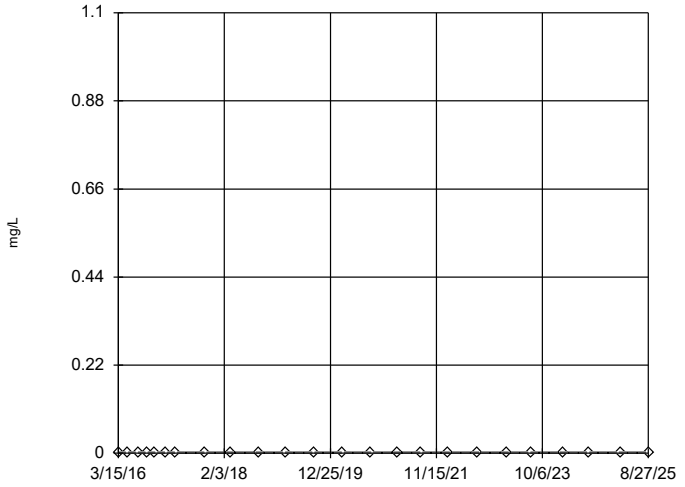

n = 24

No outliers found. Tukey's method select-ed by user.

All values are the same.

Constituent: Silver Analysis Run 6/9/2026 2:47 PM View: Outlier Tests

Plant Bowen Client: Southern Company Data: Bowen 1, 2, 9, & 10

Sanitas™ v.10.1.06e Software licensed to Groundwater Stats Consulting. UG

Tukey's Outlier Screening

GWA-41 (bg)

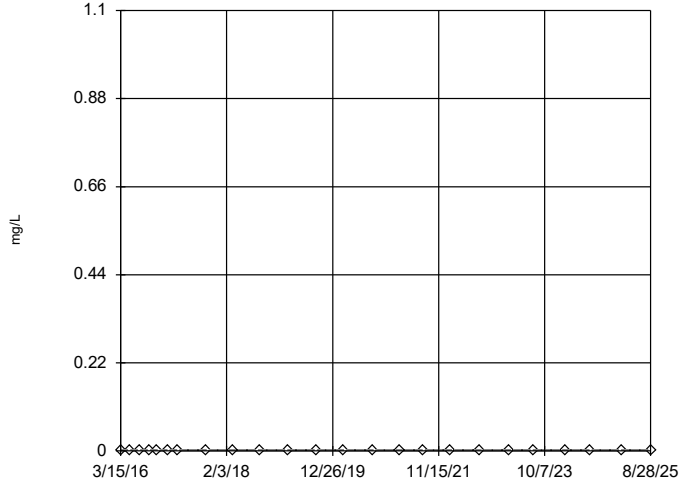

n = 24

No outliers found. Tukey's method select-ed by user.

All values are the same.

Constituent: Silver Analysis Run 6/9/2026 2:47 PM View: Outlier Tests

Plant Bowen Client: Southern Company Data: Bowen 1, 2, 9, & 10

Sanitas™ v.10.1.06e Software licensed to Groundwater Stats Consulting. UG

Tukey's Outlier Screening

GWA-41R (bg)

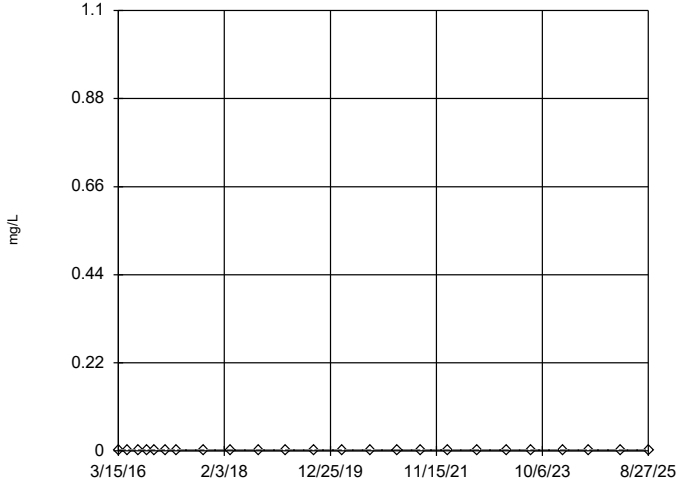

n = 24

No outliers found. Tukey's method select-ed by user.

All values are the same.

Constituent: Silver Analysis Run 6/9/2026 2:47 PM View: Outlier Tests

Plant Bowen Client: Southern Company Data: Bowen 1, 2, 9, & 10

Sanitas™ v.10.1.06e Software licensed to Groundwater Stats Consulting. UG

Tukey's Outlier Screening

GWA-42 (bg)

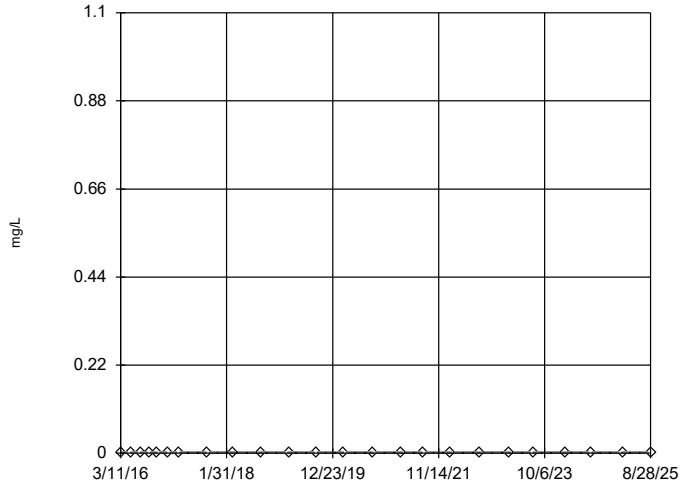

n = 24

No outliers found. Tukey's method select-ed by user.

All values are the same.

Constituent: Silver Analysis Run 6/9/2026 2:47 PM View: Outlier Tests

Plant Bowen Client: Southern Company Data: Bowen 1, 2, 9, & 10

Sanitas™ v.10.1.06e Software licensed to Groundwater Stats Consulting. UG

Tukey's Outlier Screening

GWA-43 (bg)

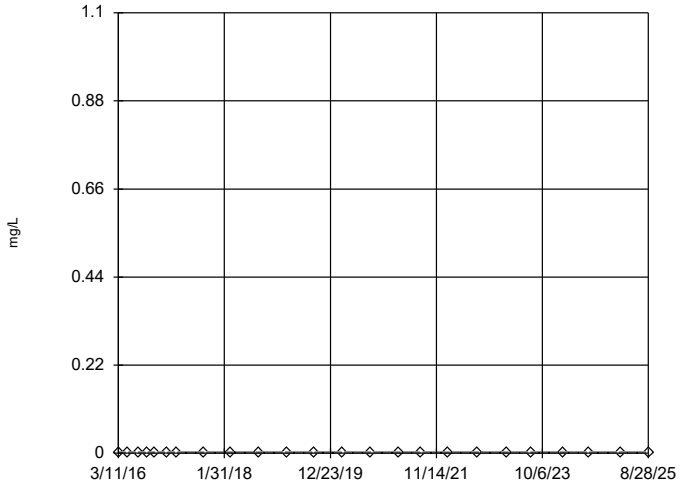

n = 24

No outliers found. Tukey's method select-ed by user.

All values are the same.

Constituent: Silver Analysis Run 6/9/2026 2:47 PM View: Outlier Tests

Plant Bowen Client: Southern Company Data: Bowen 1, 2, 9, & 10

Sanitas™ v.10.1.06e Software licensed to Groundwater Stats Consulting. UG

Tukey's Outlier Screening

GWA-43R (bg)

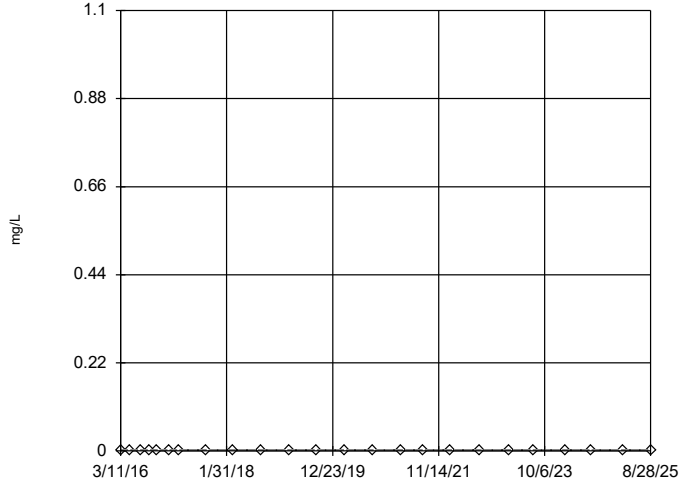

n = 24

No outliers found. Tukey's method select-ed by user.

All values are the same.

Constituent: Silver Analysis Run 6/9/2026 2:47 PM View: Outlier Tests

Plant Bowen Client: Southern Company Data: Bowen 1, 2, 9, & 10

Sanitas™ v.10.1.06e Software licensed to Groundwater Stats Consulting. UG

Tukey's Outlier Screening

GWA-50 (bg)

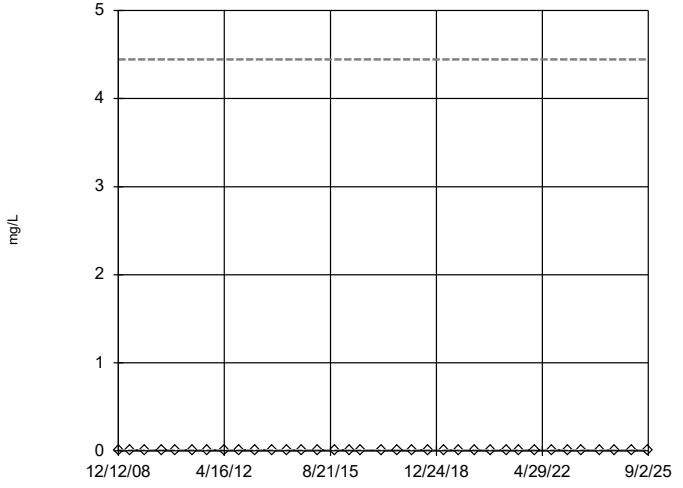

n = 35

No outliers found. Tukey's method select-ed by user.

Data were natural log transformed to achieve best W statistic (graph shown in original units).

High cutoff = 4.445, low cutoff = 5.8e-7, based on IQR multiplier of 3.

Constituent: Silver Analysis Run 6/9/2026 2:47 PM View: Outlier Tests

Plant Bowen Client: Southern Company Data: Bowen 1, 2, 9, & 10

Sanitas™ v.10.1.06e Software licensed to Groundwater Stats Consulting. UG

Tukey's Outlier Screening

GWA-50R (bg)

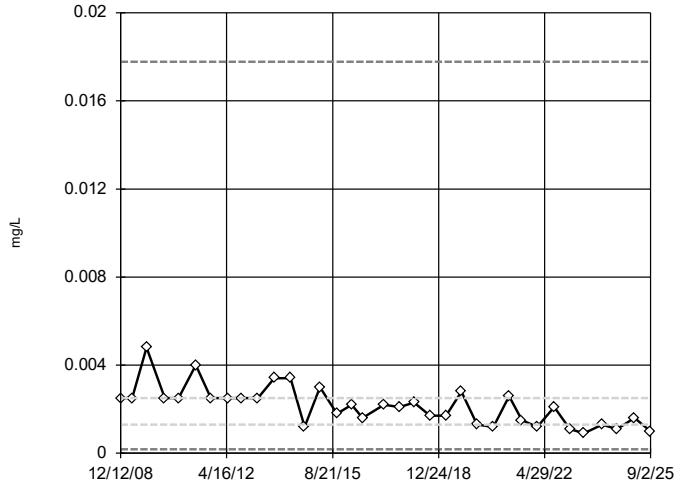

n = 35

No outliers found. Tukey's method selected by user.

Data were natural log transformed to achieve best W statistic (graph shown in original units).

High cutoff = 0.01778, low cutoff = 0.0001828, based on IQR multiplier of 3.

Constituent: Silver Analysis Run 6/9/2026 2:47 PM View: Outlier Tests

Plant Bowen Client: Southern Company Data: Bowen 1, 2, 9, & 10

Sanitas™ v.10.1.06e Software licensed to Groundwater Stats Consulting. UG

Tukey's Outlier Screening

GWC-5

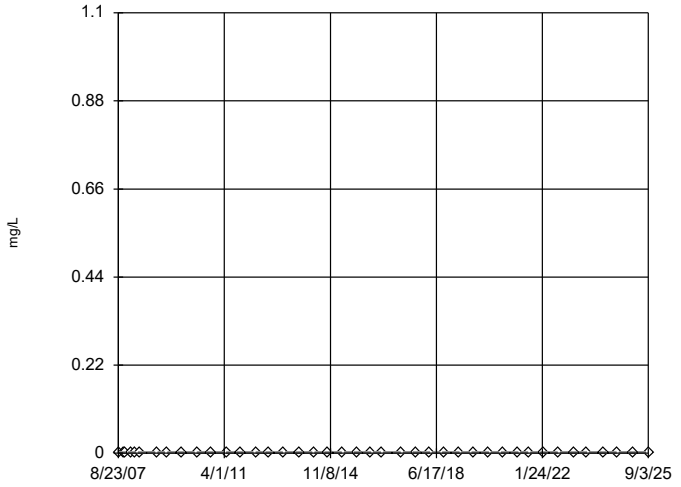

n = 41

No outliers found. Tukey's method selected by user.

All values are the same.

Constituent: Silver Analysis Run 6/9/2026 2:47 PM View: Outlier Tests

Plant Bowen Client: Southern Company Data: Bowen 1, 2, 9, & 10

Sanitas™ v.10.1.06e Software licensed to Groundwater Stats Consulting. UG

Tukey's Outlier Screening

GWC-6

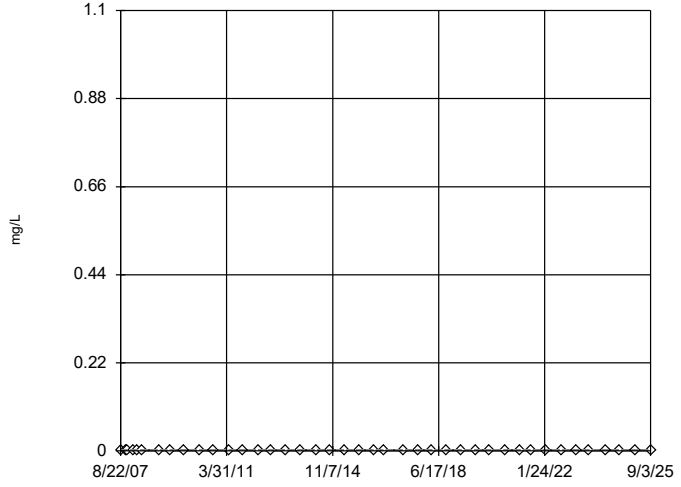

n = 41

No outliers found. Tukey's method selected by user.

All values are the same.

Constituent: Silver Analysis Run 6/9/2026 2:47 PM View: Outlier Tests

Plant Bowen Client: Southern Company Data: Bowen 1, 2, 9, & 10

Sanitas™ v.10.1.06e Software licensed to Groundwater Stats Consulting. UG

Tukey's Outlier Screening

GWC-6RZ

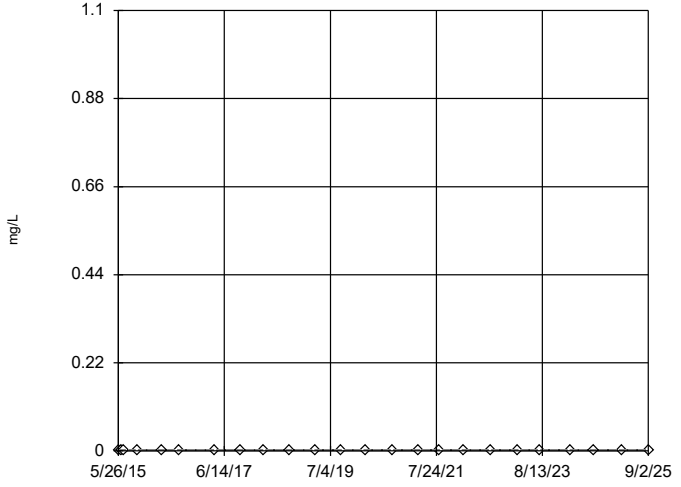

n = 24

No outliers found. Tukey's method selected by user.

All values are the same.

Constituent: Silver Analysis Run 6/9/2026 2:47 PM View: Outlier Tests

Plant Bowen Client: Southern Company Data: Bowen 1, 2, 9, & 10

Sanitas™ v.10.1.06e Software licensed to Groundwater Stats Consulting. UG

Tukey's Outlier Screening

GWC-7Z

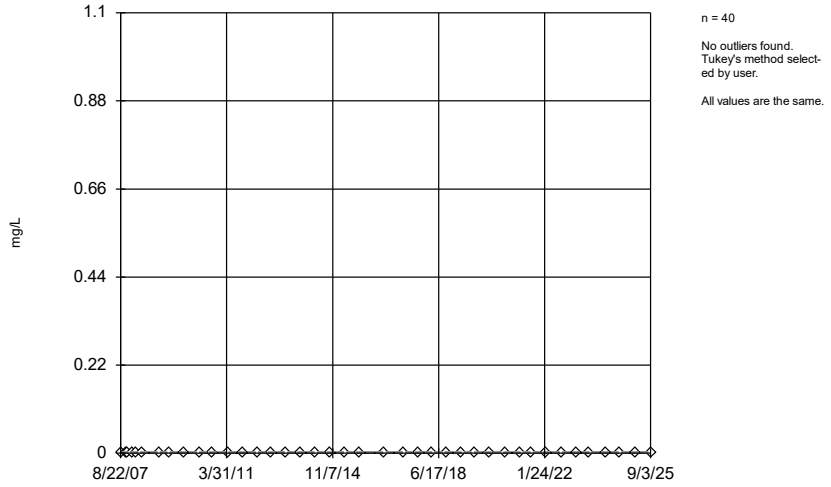

n = 40

No outliers found. Tukey's method select-ed by user.

All values are the same.

Constituent: Silver Analysis Run 6/9/2026 2:47 PM View: Outlier Tests

Plant Bowen Client: Southern Company Data: Bowen 1, 2, 9, & 10

Sanitas™ v.10.1.06e Software licensed to Groundwater Stats Consulting. UG

Tukey's Outlier Screening

GWC-8RR

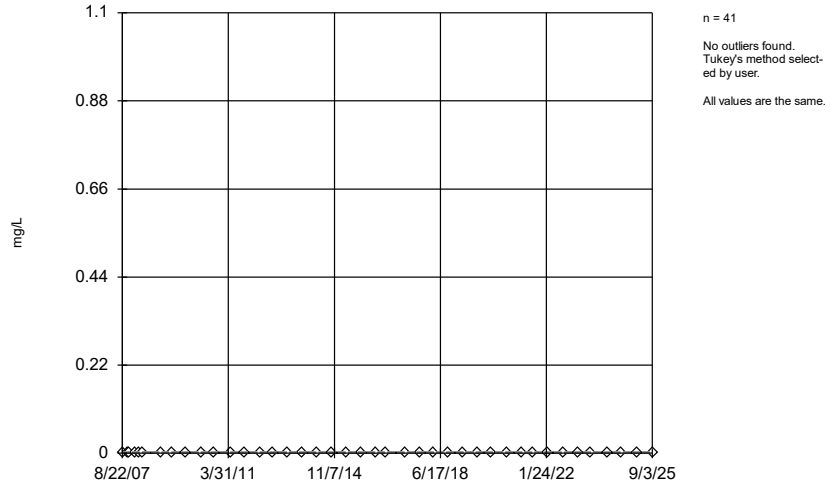

n = 41

No outliers found. Tukey's method select-ed by user.

All values are the same.

Constituent: Silver Analysis Run 6/9/2026 2:47 PM View: Outlier Tests

Plant Bowen Client: Southern Company Data: Bowen 1, 2, 9, & 10

Sanitas™ v.10.1.06e Software licensed to Groundwater Stats Consulting. UG

Tukey's Outlier Screening

GWC-8Z

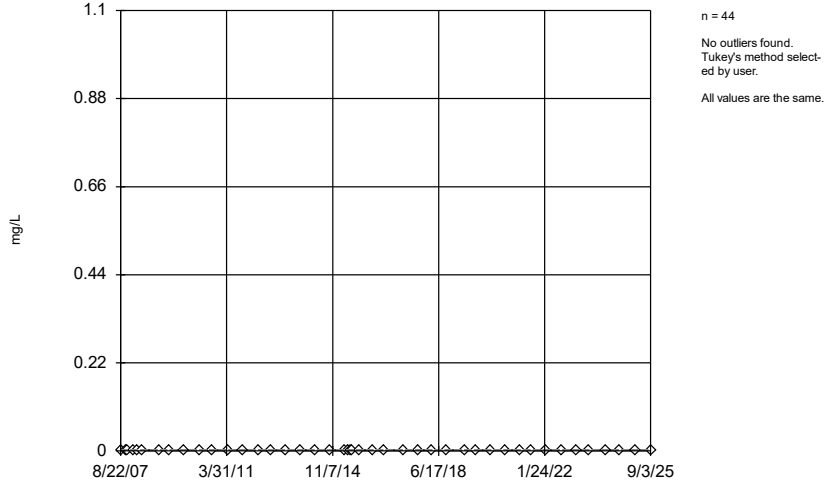

n = 44

No outliers found. Tukey's method select-ed by user.

All values are the same.

Constituent: Silver Analysis Run 6/9/2026 2:47 PM View: Outlier Tests

Plant Bowen Client: Southern Company Data: Bowen 1, 2, 9, & 10

Sanitas™ v.10.1.06e Software licensed to Groundwater Stats Consulting. UG

Tukey's Outlier Screening

GWC-9

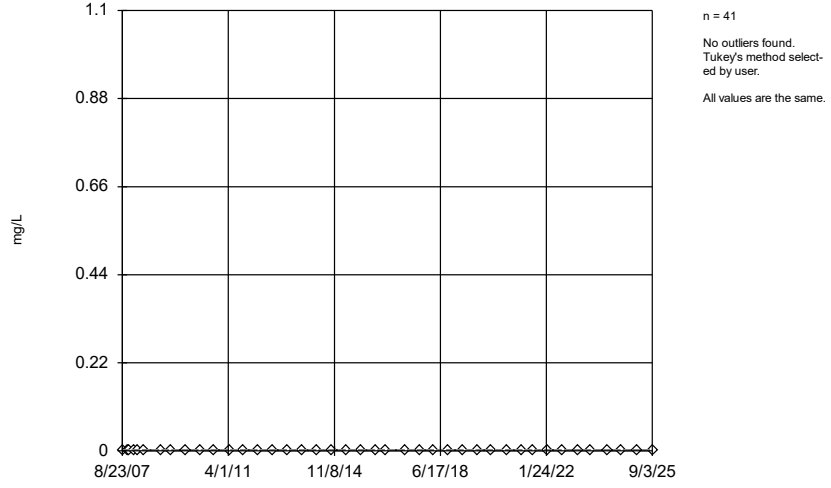

n = 41

No outliers found. Tukey's method select-ed by user.

All values are the same.

Constituent: Silver Analysis Run 6/9/2026 2:47 PM View: Outlier Tests

Plant Bowen Client: Southern Company Data: Bowen 1, 2, 9, & 10

Tukey's Outlier Screening

GWC-10

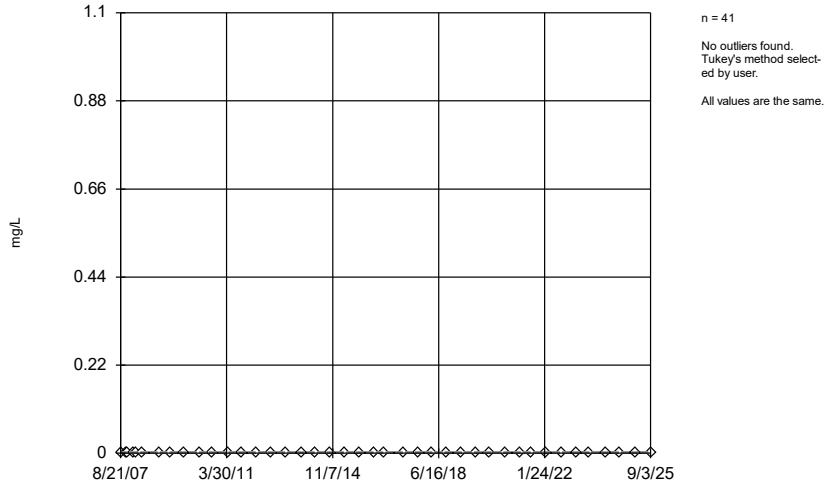

n = 41

No outliers found. Tukey's method select-ed by user.

All values are the same.

Constituent: Silver Analysis Run 6/9/2026 2:47 PM View: Outlier Tests

Plant Bowen Client: Southern Company Data: Bowen 1, 2, 9, & 10

Sanitas™ v.10.1.06e Software licensed to Groundwater Stats Consulting. UG

Tukey's Outlier Screening

GWC-10R

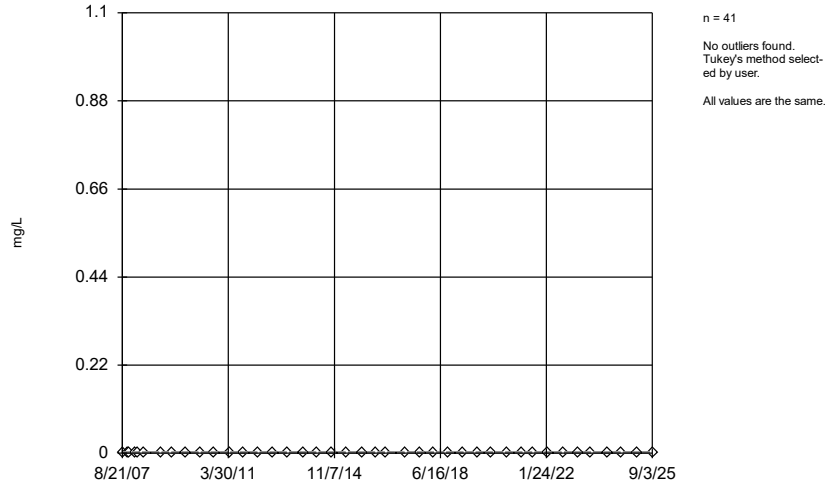

n = 41

No outliers found. Tukey's method select-ed by user.

All values are the same.

Constituent: Silver Analysis Run 6/9/2026 2:47 PM View: Outlier Tests

Plant Bowen Client: Southern Company Data: Bowen 1, 2, 9, & 10

Sanitas™ v.10.1.06e Software licensed to Groundwater Stats Consulting. UG

Tukey's Outlier Screening

GWC-11

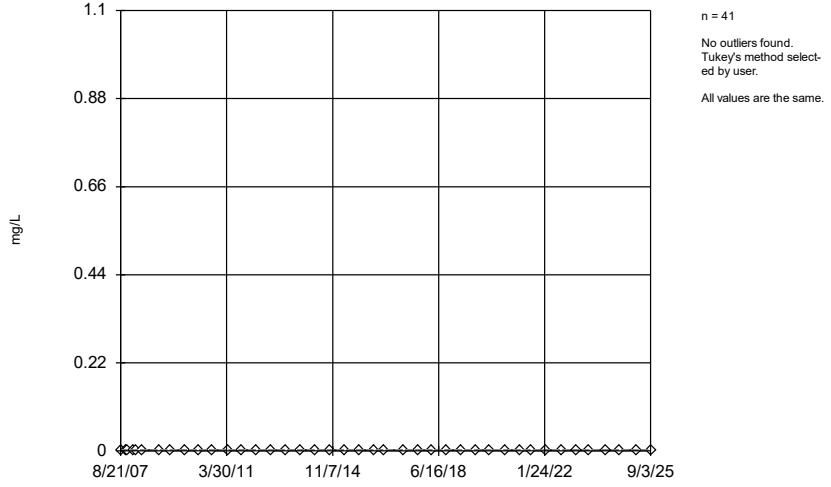

n = 41

No outliers found. Tukey's method select-ed by user.

All values are the same.

Constituent: Silver Analysis Run 6/9/2026 2:47 PM View: Outlier Tests

Plant Bowen Client: Southern Company Data: Bowen 1, 2, 9, & 10

Sanitas™ v.10.1.06e Software licensed to Groundwater Stats Consulting. UG

Tukey's Outlier Screening

GWC-11R

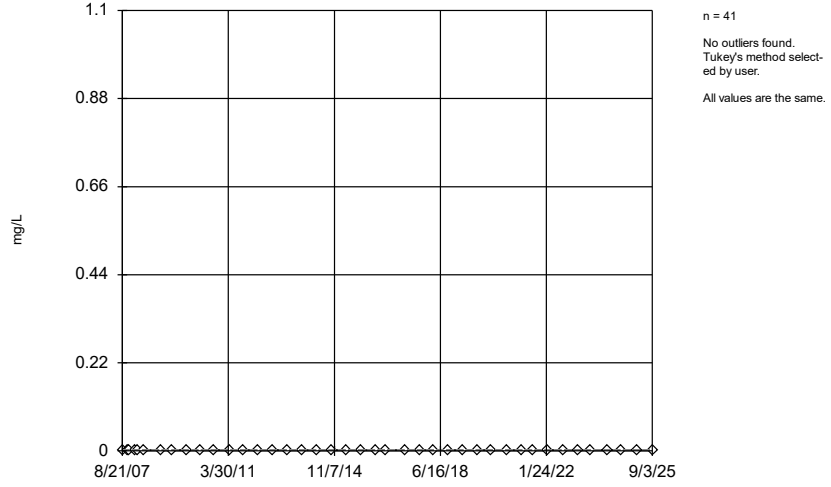

n = 41

No outliers found. Tukey's method select-ed by user.

All values are the same.

Constituent: Silver Analysis Run 6/9/2026 2:47 PM View: Outlier Tests

Plant Bowen Client: Southern Company Data: Bowen 1, 2, 9, & 10

Sanitas™ v.10.1.06e Software licensed to Groundwater Stats Consulting. UG

Tukey's Outlier Screening

GWC-12

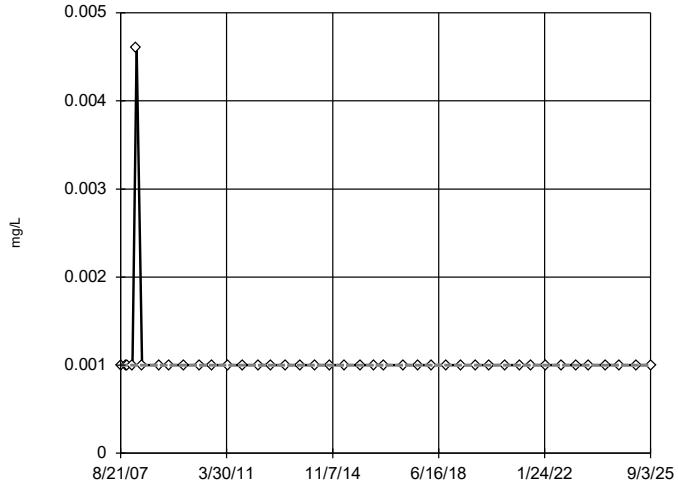

n = 41

No outliers found. Tukey's method selected by user.

Data were square transformed to achieve best W statistic (graph shown in original units).

The results were invalidated, because the lower and upper quartiles are equal.

Constituent: Silver Analysis Run 6/9/2026 2:47 PM View: Outlier Tests

Plant Bowen Client: Southern Company Data: Bowen 1, 2, 9, & 10

Sanitas™ v.10.1.06e Software licensed to Groundwater Stats Consulting. UG

Tukey's Outlier Screening

GWC-13

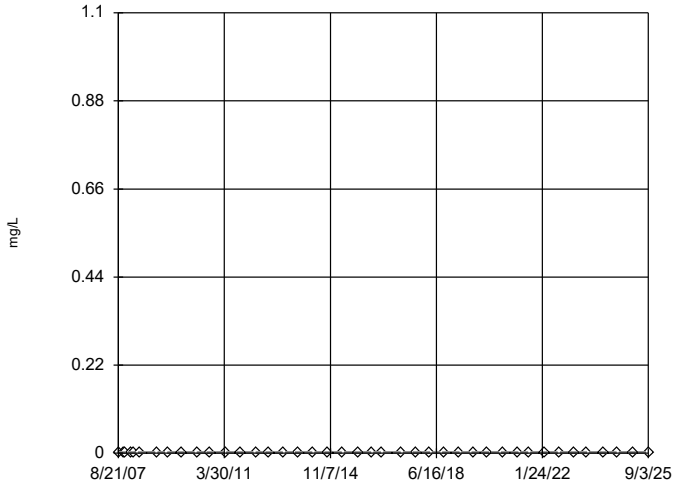

n = 41

No outliers found. Tukey's method selected by user.

All values are the same.

Constituent: Silver Analysis Run 6/9/2026 2:47 PM View: Outlier Tests

Plant Bowen Client: Southern Company Data: Bowen 1, 2, 9, & 10

Sanitas™ v.10.1.06e Software licensed to Groundwater Stats Consulting. UG

Tukey's Outlier Screening

GWC-13RZ

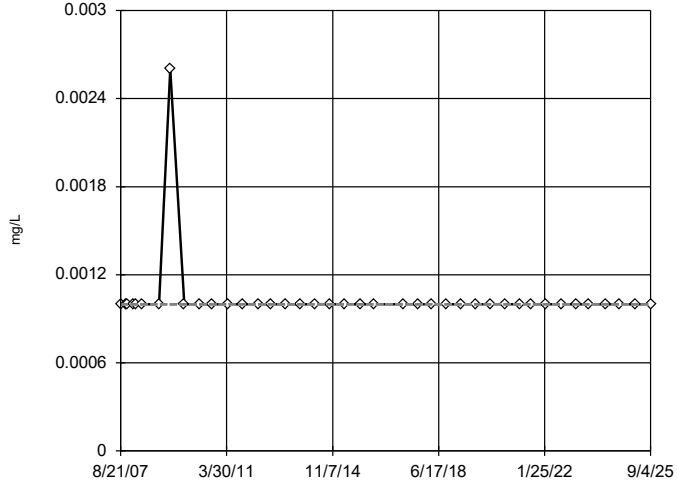

n = 40

No outliers found. Tukey's method selected by user.

Ladder of Powers transformations did not improve normality; analysis run on raw data.

The results were invalidated, because the lower and upper quartiles are equal.

Constituent: Silver Analysis Run 6/9/2026 2:47 PM View: Outlier Tests

Plant Bowen Client: Southern Company Data: Bowen 1, 2, 9, & 10

Sanitas™ v.10.1.06e Software licensed to Groundwater Stats Consulting. UG

Tukey's Outlier Screening

GWC-14Z

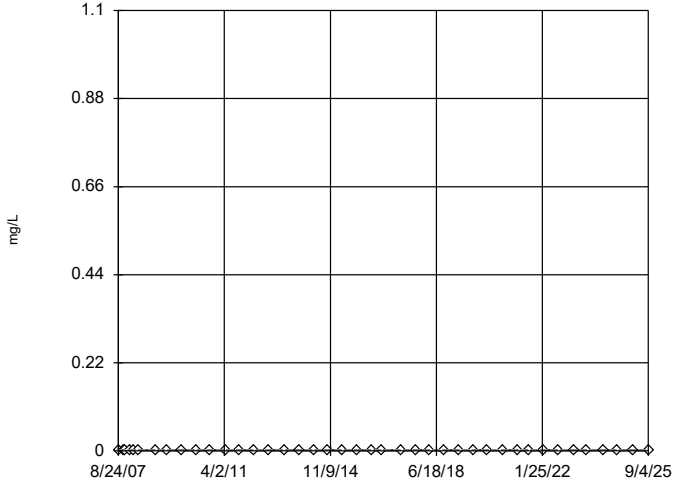

n = 41

No outliers found. Tukey's method selected by user.

All values are the same.

Constituent: Silver Analysis Run 6/9/2026 2:48 PM View: Outlier Tests

Plant Bowen Client: Southern Company Data: Bowen 1, 2, 9, & 10

Tukey's Outlier Screening

GWC-15R

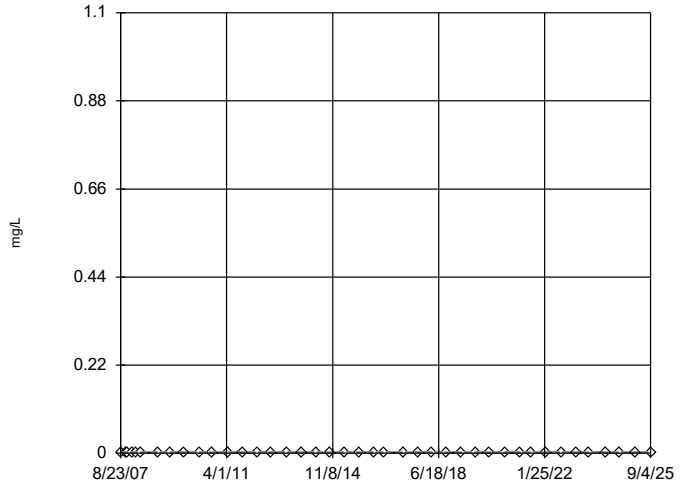

n = 41

No outliers found. Tukey's method selected by user.

All values are the same.

Constituent: Silver Analysis Run 6/9/2026 2:48 PM View: Outlier Tests

Plant Bowen Client: Southern Company Data: Bowen 1, 2, 9, & 10

Sanitas™ v.10.1.06e Software licensed to Groundwater Stats Consulting. UG

Tukey's Outlier Screening

GWC-15Z

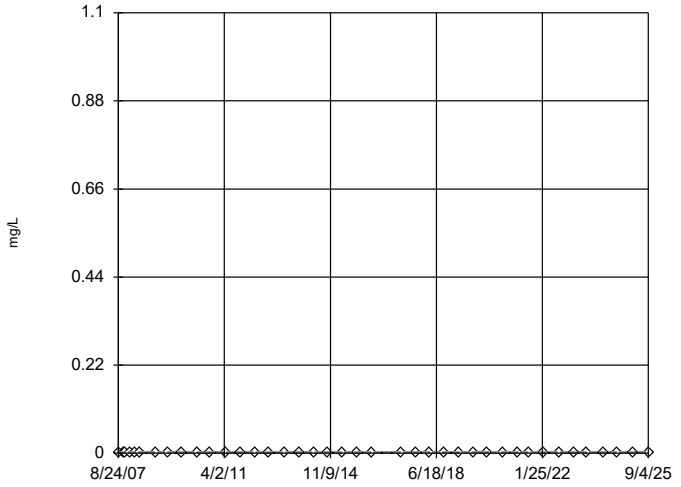

n = 40

No outliers found. Tukey's method selected by user.

All values are the same.

Constituent: Silver Analysis Run 6/9/2026 2:48 PM View: Outlier Tests

Plant Bowen Client: Southern Company Data: Bowen 1, 2, 9, & 10

Sanitas™ v.10.1.06e Software licensed to Groundwater Stats Consulting. UG

Tukey's Outlier Screening

GWC-44

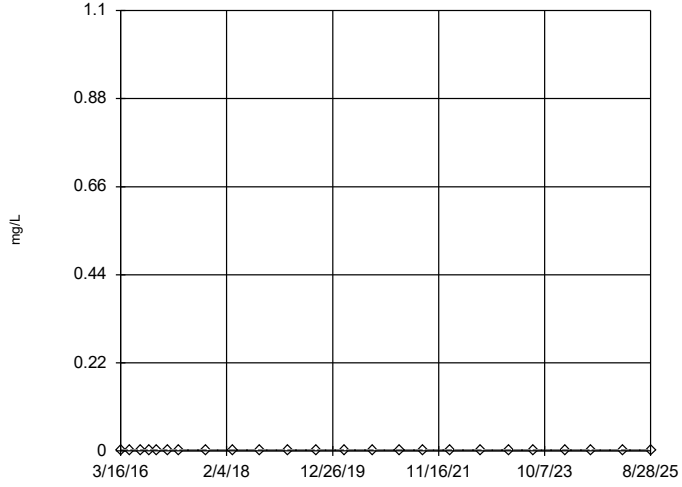

n = 24

No outliers found. Tukey's method selected by user.

All values are the same.

Constituent: Silver Analysis Run 6/9/2026 2:48 PM View: Outlier Tests

Plant Bowen Client: Southern Company Data: Bowen 1, 2, 9, & 10

Sanitas™ v.10.1.06e Software licensed to Groundwater Stats Consulting. UG

Tukey's Outlier Screening

GWC-45

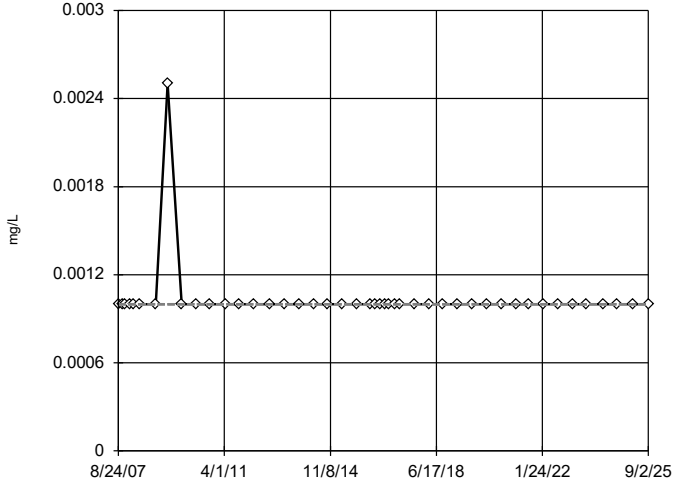

n = 45

No outliers found. Tukey's method selected by user.

Data were square transformed to achieve best W statistic (graph shown in original units).

The results were invalidated, because the lower and upper quartiles are equal.

Constituent: Silver Analysis Run 6/9/2026 2:48 PM View: Outlier Tests

Plant Bowen Client: Southern Company Data: Bowen 1, 2, 9, & 10

Tukey's Outlier Screening

GWC-45R

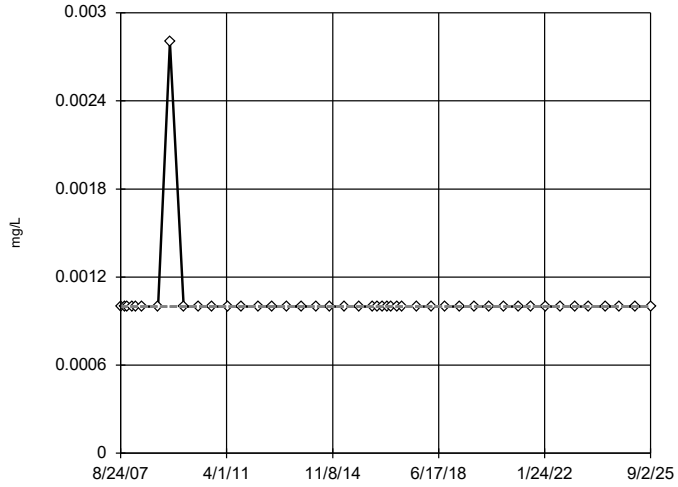

n = 45

No outliers found. Tukey's method selected by user.

Data were x^6 transformed to achieve best W statistic (graph shown in original units).

The results were invalidated, because the lower and upper quartiles are equal.

Constituent: Silver Analysis Run 6/9/2026 2:48 PM View: Outlier Tests

Plant Bowen Client: Southern Company Data: Bowen 1, 2, 9, & 10

Sanitas™ v.10.1.06e Software licensed to Groundwater Stats Consulting. UG

Tukey's Outlier Screening

GWC-46R

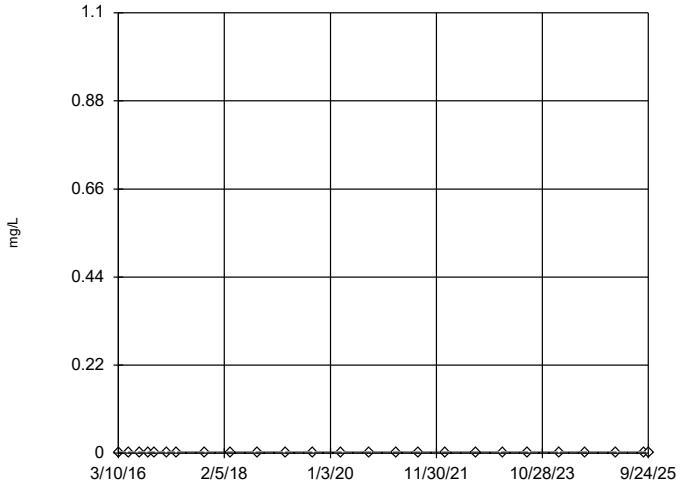

n = 25

No outliers found. Tukey's method selected by user.

All values are the same.

Constituent: Silver Analysis Run 6/9/2026 2:48 PM View: Outlier Tests

Plant Bowen Client: Southern Company Data: Bowen 1, 2, 9, & 10

Sanitas™ v.10.1.06e Software licensed to Groundwater Stats Consulting. UG

Tukey's Outlier Screening

GWC-47

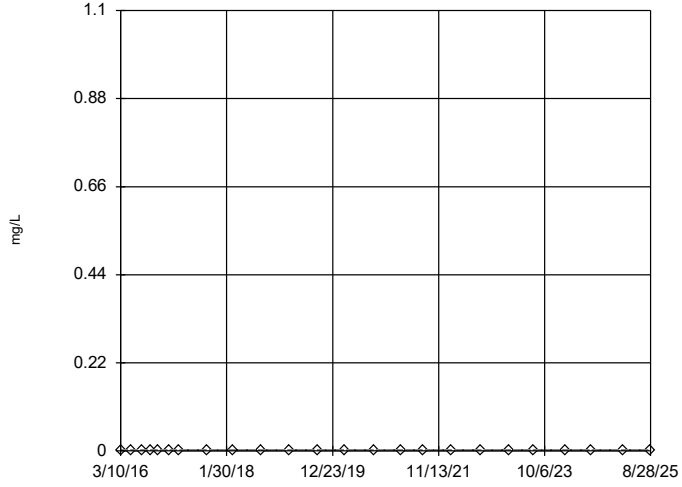

n = 24

No outliers found. Tukey's method selected by user.

All values are the same.

Constituent: Silver Analysis Run 6/9/2026 2:48 PM View: Outlier Tests

Plant Bowen Client: Southern Company Data: Bowen 1, 2, 9, & 10

Sanitas™ v.10.1.06e Software licensed to Groundwater Stats Consulting. UG

Tukey's Outlier Screening

GWC-47R

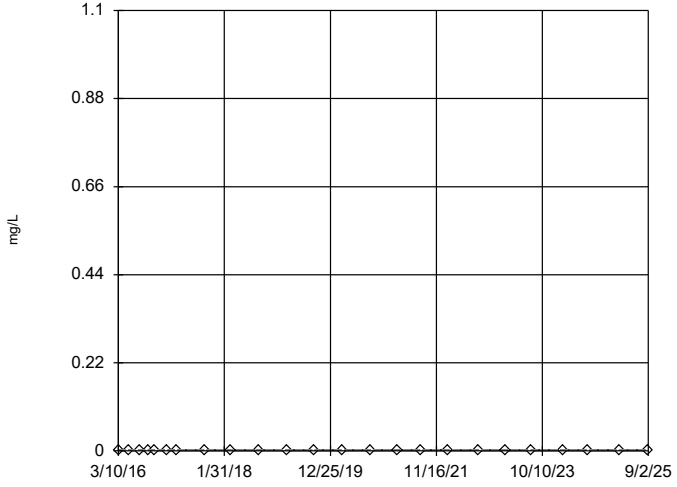

n = 24

No outliers found. Tukey's method selected by user.

All values are the same.

Constituent: Silver Analysis Run 6/9/2026 2:48 PM View: Outlier Tests

Plant Bowen Client: Southern Company Data: Bowen 1, 2, 9, & 10

Tukey's Outlier Screening

GWC-48

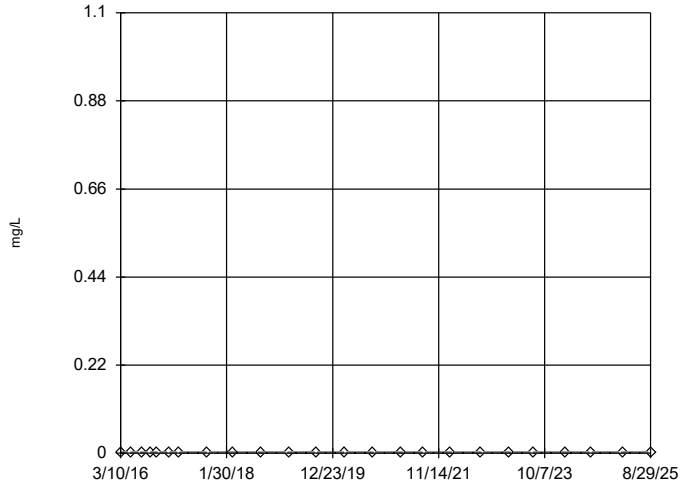

n = 24

No outliers found. Tukey's method select-ed by user.

All values are the same.

Constituent: Silver Analysis Run 6/9/2026 2:48 PM View: Outlier Tests

Plant Bowen Client: Southern Company Data: Bowen 1, 2, 9, & 10

Sanitas™ v.10.1.06e Software licensed to Groundwater Stats Consulting. UG

Tukey's Outlier Screening

GWC-49R

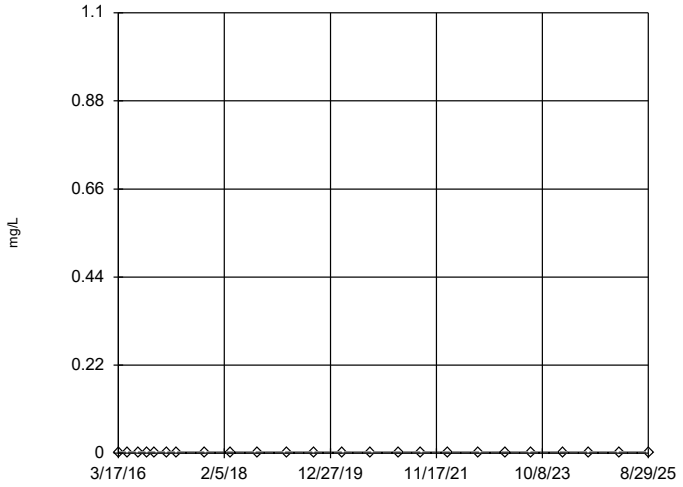

n = 24

No outliers found. Tukey's method select-ed by user.

All values are the same.

Constituent: Silver Analysis Run 6/9/2026 2:48 PM View: Outlier Tests

Plant Bowen Client: Southern Company Data: Bowen 1, 2, 9, & 10

Sanitas™ v.10.1.06e Software licensed to Groundwater Stats Consulting. UG

Tukey's Outlier Screening

GWC-49Z

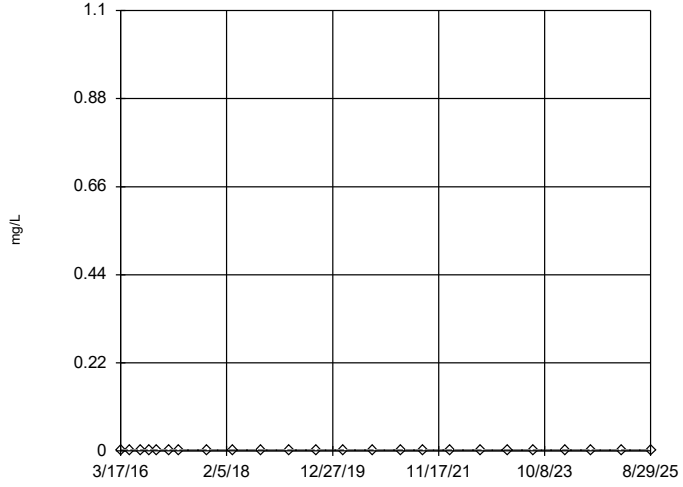

n = 24

No outliers found. Tukey's method select-ed by user.

All values are the same.

Constituent: Silver Analysis Run 6/9/2026 2:48 PM View: Outlier Tests

Plant Bowen Client: Southern Company Data: Bowen 1, 2, 9, & 10

Sanitas™ v.10.1.06e Software licensed to Groundwater Stats Consulting. UG

Tukey's Outlier Screening

GWA-1 (bg)



n = 25

No outliers found. Tukey's method select-ed by user.

Data were natural log transformed to achieve best W statistic (graph shown in original units).

High cutoff = 9.798, low cutoff = 0.1758, based on IQR multiplier of 3.

Constituent: Sulfate Analysis Run 6/9/2026 2:48 PM View: Outlier Tests

Plant Bowen Client: Southern Company Data: Bowen 1, 2, 9, & 10

Tukey's Outlier Screening

GWA-2 (bg)

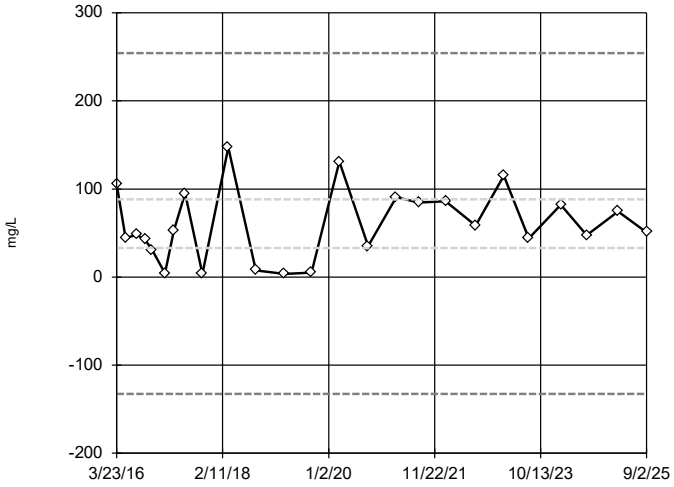

n = 25

No outliers found. Tukey's method selected by user.

Ladder of Powers transformations did not improve normality; analysis run on raw data.

High cutoff = 254.2, low cutoff = -132.6, based on IQR multiplier of 3.

Constituent: Sulfate Analysis Run 6/9/2026 2:48 PM View: Outlier Tests

Plant Bowen Client: Southern Company Data: Bowen 1, 2, 9, & 10

Sanitas™ v.10.1.06e Software licensed to Groundwater Stats Consulting. UG

Tukey's Outlier Screening

GWA-2R (bg)

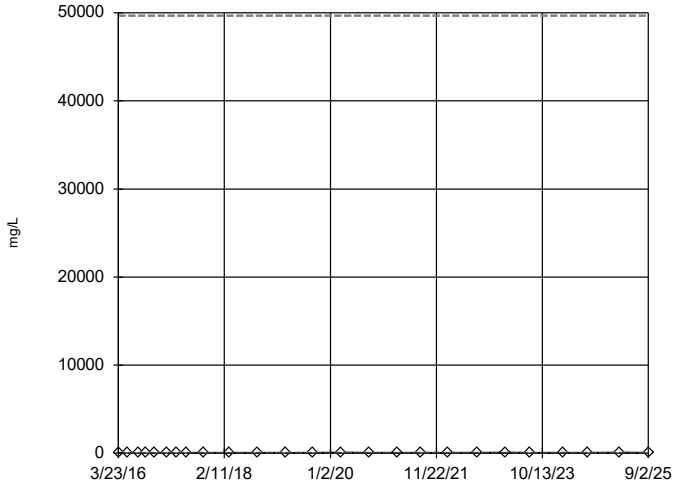

n = 25

No outliers found. Tukey's method selected by user.

Data were natural log transformed to achieve best W statistic (graph shown in original units).

High cutoff = 49690, low cutoff = 0.000539, based on IQR multiplier of 3.

Constituent: Sulfate Analysis Run 6/9/2026 2:48 PM View: Outlier Tests

Plant Bowen Client: Southern Company Data: Bowen 1, 2, 9, & 10

Sanitas™ v.10.1.06e Software licensed to Groundwater Stats Consulting. UG

Tukey's Outlier Screening

GWA-3A (bg)

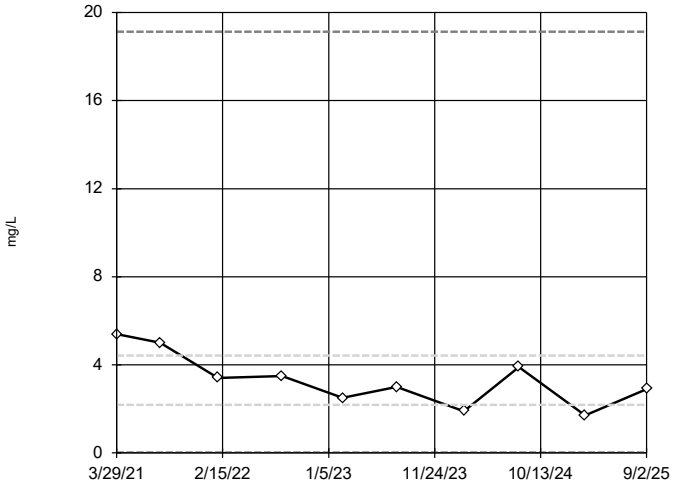

n = 10

No outliers found. Tukey's method selected by user.

Data were cube root transformed to achieve best W statistic (graph shown in original units).

High cutoff = 19.13, low cutoff = 0.01871, based on IQR multiplier of 3.

Constituent: Sulfate Analysis Run 6/9/2026 2:48 PM View: Outlier Tests

Plant Bowen Client: Southern Company Data: Bowen 1, 2, 9, & 10

Sanitas™ v.10.1.06e Software licensed to Groundwater Stats Consulting. UG

Tukey's Outlier Screening

GWA-4RZ (bg)

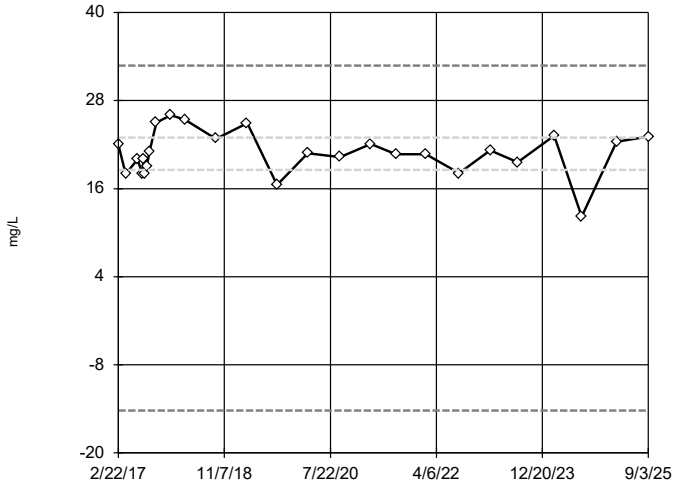

n = 26

No outliers found. Tukey's method selected by user.

Data were square transformed to achieve best W statistic (graph shown in original units).

High cutoff = 32.77, low cutoff = -14.25, based on IQR multiplier of 3.

Constituent: Sulfate Analysis Run 6/9/2026 2:48 PM View: Outlier Tests

Plant Bowen Client: Southern Company Data: Bowen 1, 2, 9, & 10

Tukey's Outlier Screening

GWA-39RZ (bg)

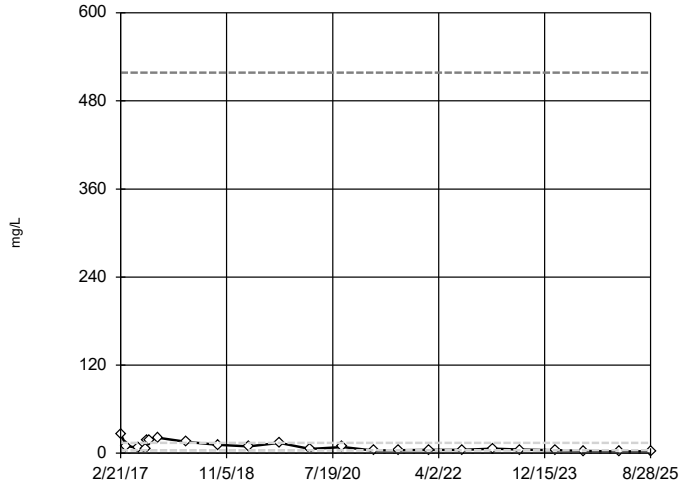

n = 23

No outliers found.
Tukey's method selected by user.

Data were natural log transformed to achieve best W statistic (graph shown in original units).

High cutoff = 518.5, low cutoff = 0.1134, based on IQR multiplier of 3.

Constituent: Sulfate Analysis Run 6/9/2026 2:48 PM View: Outlier Tests
Plant Bowen Client: Southern Company Data: Bowen 1, 2, 9, & 10

Sanitas™ v.10.1.06e Software licensed to Groundwater Stats Consulting. UG

Tukey's Outlier Screening

GWA-39Z (bg)

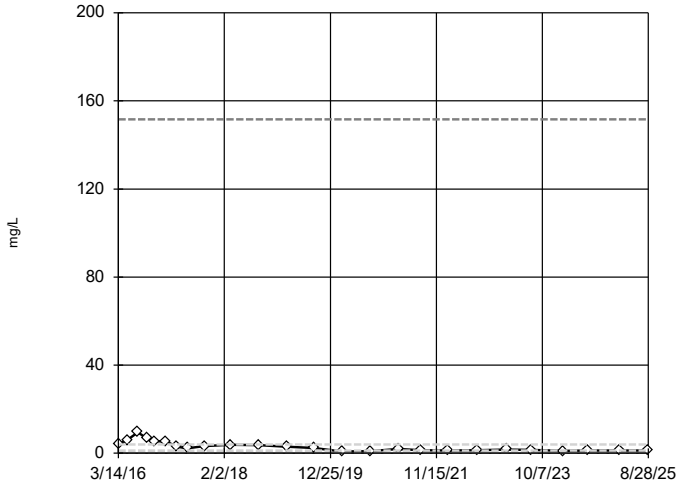

n = 25

No outliers found.
Tukey's method selected by user.

Data were natural log transformed to achieve best W statistic (graph shown in original units).

High cutoff = 151.6, low cutoff = 0.03184, based on IQR multiplier of 3.

Constituent: Sulfate Analysis Run 6/9/2026 2:48 PM View: Outlier Tests
Plant Bowen Client: Southern Company Data: Bowen 1, 2, 9, & 10

Sanitas™ v.10.1.06e Software licensed to Groundwater Stats Consulting. UG

Tukey's Outlier Screening

GWA-40 (bg)

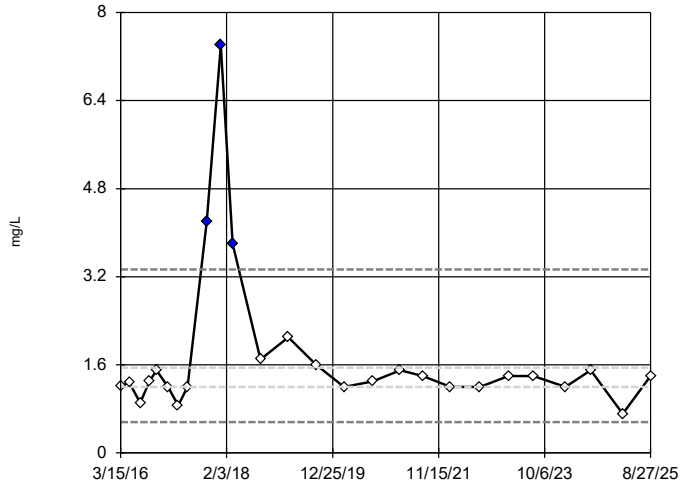

n = 26

Outliers are drawn as solid.
Tukey's method selected by user.

Data were natural log transformed to achieve best W statistic (graph shown in original units).

High cutoff = 3.333, low cutoff = 0.5577, based on IQR multiplier of 3.

Constituent: Sulfate Analysis Run 6/9/2026 2:48 PM View: Outlier Tests
Plant Bowen Client: Southern Company Data: Bowen 1, 2, 9, & 10

Sanitas™ v.10.1.06e Software licensed to Groundwater Stats Consulting. UG

Tukey's Outlier Screening

GWA-41 (bg)

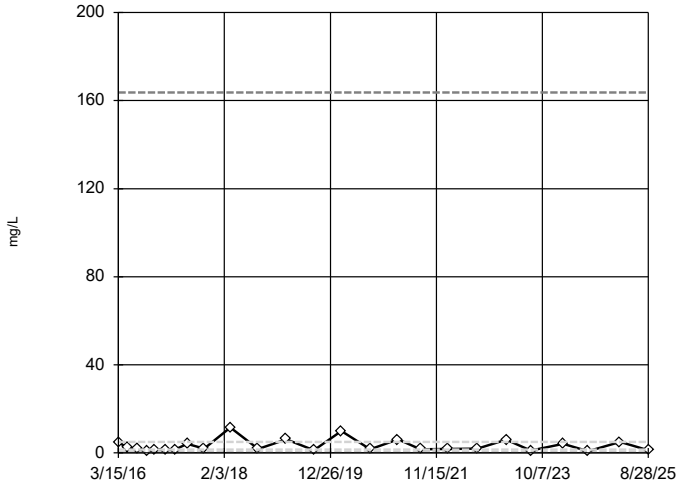

n = 25

No outliers found.
Tukey's method selected by user.

Data were natural log transformed to achieve best W statistic (graph shown in original units).

High cutoff = 163.7, low cutoff = 0.047, based on IQR multiplier of 3.

Constituent: Sulfate Analysis Run 6/9/2026 2:48 PM View: Outlier Tests
Plant Bowen Client: Southern Company Data: Bowen 1, 2, 9, & 10

Tukey's Outlier Screening

GWA-41R (bg)

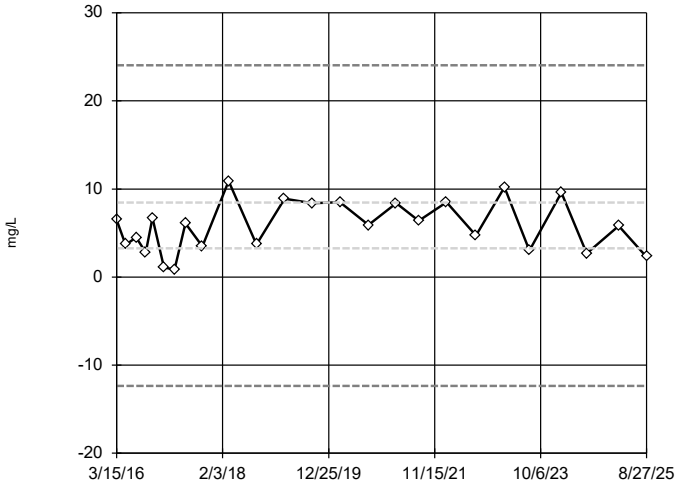

n = 25

No outliers found. Tukey's method selected by user.

Ladder of Powers transformations did not improve normality; analysis run on raw data.

High cutoff = 24.05, low cutoff = -12.35, based on IQR multiplier of 3.

Constituent: Sulfate Analysis Run 6/9/2026 2:48 PM View: Outlier Tests

Plant Bowen Client: Southern Company Data: Bowen 1, 2, 9, & 10

Sanitas™ v.10.1.06e Software licensed to Groundwater Stats Consulting. UG

Tukey's Outlier Screening

GWA-42 (bg)

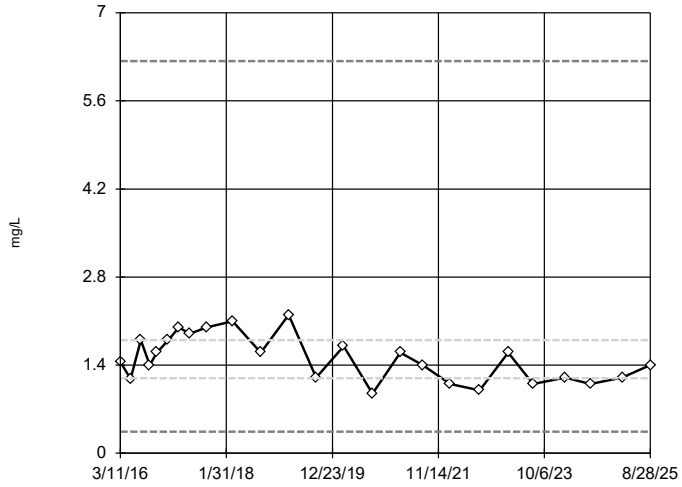

n = 25

No outliers found. Tukey's method selected by user.

Data were natural log transformed to achieve best W statistic (graph shown in original units).

High cutoff = 6.23, low cutoff = 0.3438, based on IQR multiplier of 3.

Constituent: Sulfate Analysis Run 6/9/2026 2:48 PM View: Outlier Tests

Plant Bowen Client: Southern Company Data: Bowen 1, 2, 9, & 10

Sanitas™ v.10.1.06e Software licensed to Groundwater Stats Consulting. UG

Tukey's Outlier Screening

GWA-43 (bg)

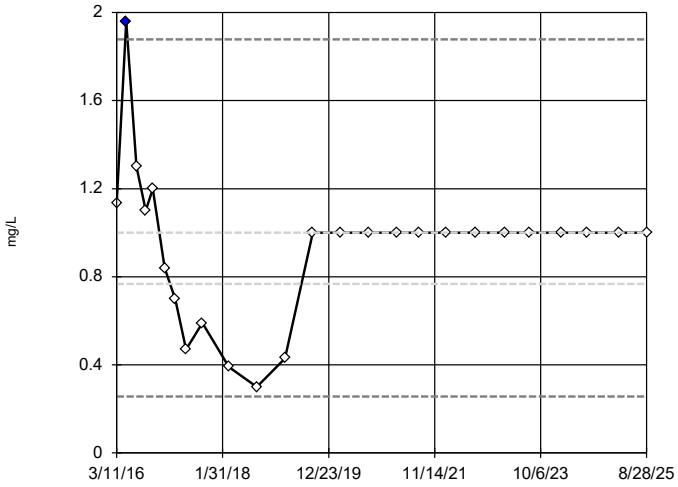

n = 25

Outlier is drawn as solid. Tukey's method selected by user.

Data were square root transformed to achieve best W statistic (graph shown in original units).

High cutoff = 1.878, low cutoff = 0.2564, based on IQR multiplier of 3.

Constituent: Sulfate Analysis Run 6/9/2026 2:48 PM View: Outlier Tests

Plant Bowen Client: Southern Company Data: Bowen 1, 2, 9, & 10

Sanitas™ v.10.1.06e Software licensed to Groundwater Stats Consulting. UG

Tukey's Outlier Screening

GWA-43R (bg)



n = 25

No outliers found. Tukey's method selected by user.

Data were natural log transformed to achieve best W statistic (graph shown in original units).

High cutoff = 64.13, low cutoff = 0.2674, based on IQR multiplier of 3.

Constituent: Sulfate Analysis Run 6/9/2026 2:48 PM View: Outlier Tests

Plant Bowen Client: Southern Company Data: Bowen 1, 2, 9, & 10

Sanitas™ v.10.1.06e Software licensed to Groundwater Stats Consulting. UG

Tukey's Outlier Screening

GWA-50 (bg)

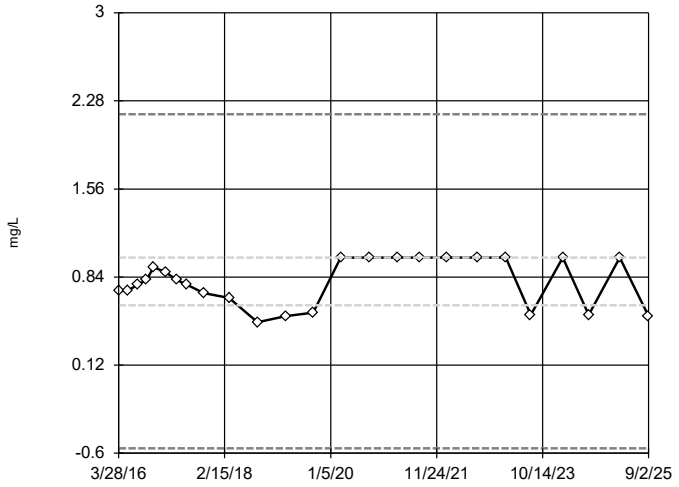

n = 25

No outliers found. Tukey's method selected by user.

Ladder of Powers transformations did not improve normality; analysis run on raw data.

High cutoff = 2.17, low cutoff = -0.56, based on IQR multiplier of 3.

Constituent: Sulfate Analysis Run 6/9/2026 2:48 PM View: Outlier Tests

Plant Bowen Client: Southern Company Data: Bowen 1, 2, 9, & 10

Sanitas™ v.10.1.06e Software licensed to Groundwater Stats Consulting. UG

Tukey's Outlier Screening

GWA-50R (bg)

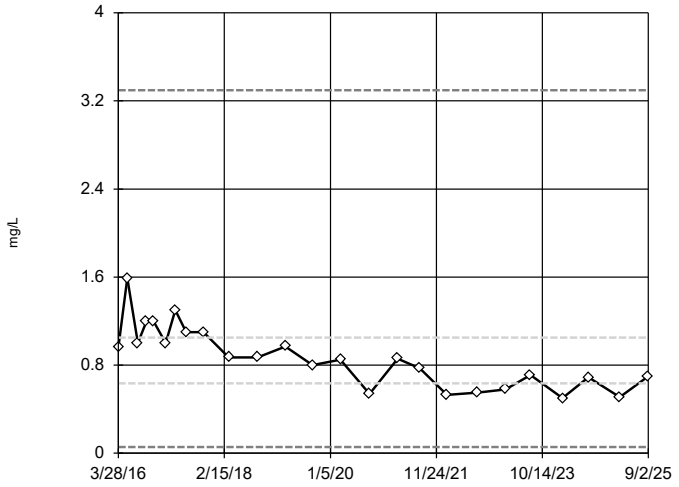

n = 25

No outliers found. Tukey's method selected by user.

Data were cube root transformed to achieve best W statistic (graph shown in original units).

High cutoff = 3.296, low cutoff = 0.05787, based on IQR multiplier of 3.

Constituent: Sulfate Analysis Run 6/9/2026 2:48 PM View: Outlier Tests

Plant Bowen Client: Southern Company Data: Bowen 1, 2, 9, & 10

Sanitas™ v.10.1.06e Software licensed to Groundwater Stats Consulting. UG

Tukey's Outlier Screening

GWC-5

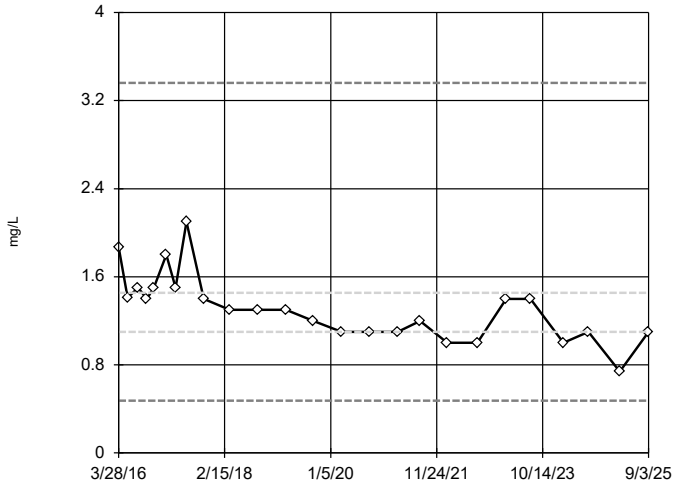

n = 25

No outliers found. Tukey's method selected by user.

Data were natural log transformed to achieve best W statistic (graph shown in original units).

High cutoff = 3.361, low cutoff = 0.476, based on IQR multiplier of 3.

Constituent: Sulfate Analysis Run 6/9/2026 2:48 PM View: Outlier Tests

Plant Bowen Client: Southern Company Data: Bowen 1, 2, 9, & 10

Sanitas™ v.10.1.06e Software licensed to Groundwater Stats Consulting. UG

Tukey's Outlier Screening

GWC-6

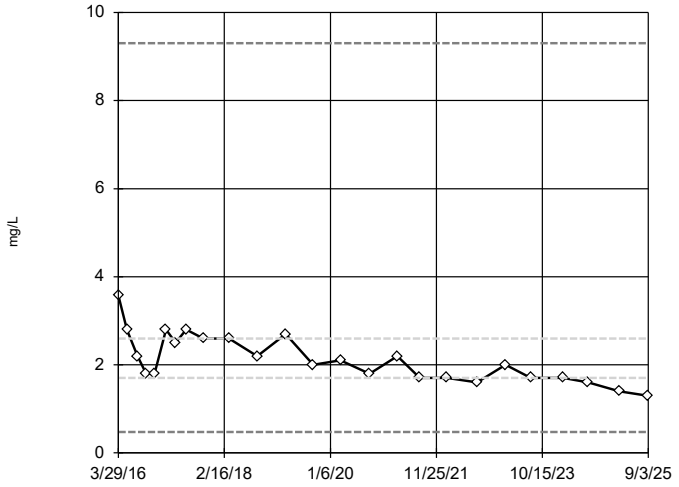

n = 25

No outliers found. Tukey's method selected by user.

Data were natural log transformed to achieve best W statistic (graph shown in original units).

High cutoff = 9.301, low cutoff = 0.4752, based on IQR multiplier of 3.

Constituent: Sulfate Analysis Run 6/9/2026 2:48 PM View: Outlier Tests

Plant Bowen Client: Southern Company Data: Bowen 1, 2, 9, & 10

Tukey's Outlier Screening

GWC-6RZ

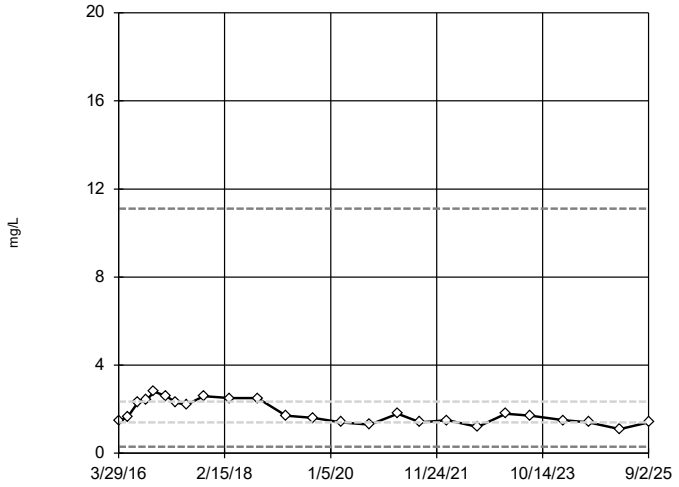

n = 25

No outliers found. Tukey's method selected by user.

Data were natural log transformed to achieve best W statistic (graph shown in original units).

High cutoff = 11.1, low cutoff = 0.2962, based on IQR multiplier of 3.

Constituent: Sulfate Analysis Run 6/9/2026 2:48 PM View: Outlier Tests

Plant Bowen Client: Southern Company Data: Bowen 1, 2, 9, & 10

Sanitas™ v.10.1.06e Software licensed to Groundwater Stats Consulting. UG

Tukey's Outlier Screening

GWC-7Z

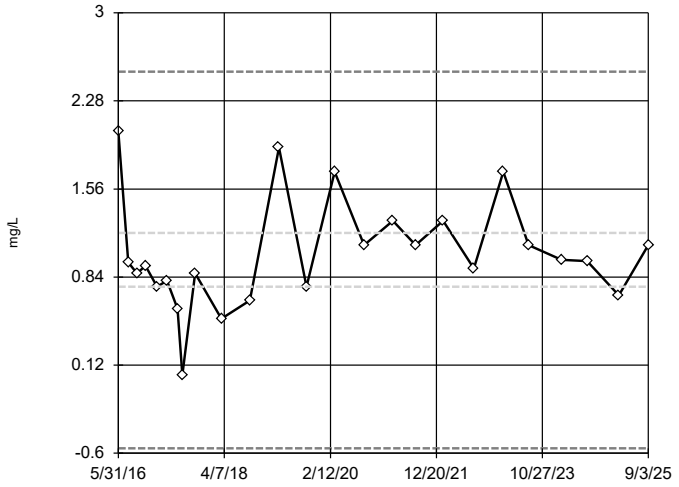

n = 25

No outliers found. Tukey's method selected by user.

Ladder of Powers transformations did not improve normality; analysis run on raw data.

High cutoff = 2.52, low cutoff = -0.56, based on IQR multiplier of 3.

Constituent: Sulfate Analysis Run 6/9/2026 2:48 PM View: Outlier Tests

Plant Bowen Client: Southern Company Data: Bowen 1, 2, 9, & 10

Sanitas™ v.10.1.06e Software licensed to Groundwater Stats Consulting. UG

Tukey's Outlier Screening

GWC-8RR

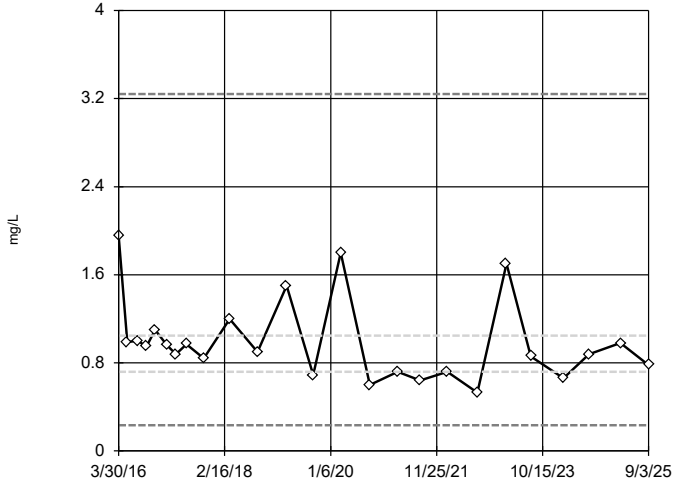

n = 25

No outliers found. Tukey's method selected by user.

Data were natural log transformed to achieve best W statistic (graph shown in original units).

High cutoff = 3.242, low cutoff = 0.2329, based on IQR multiplier of 3.

Constituent: Sulfate Analysis Run 6/9/2026 2:48 PM View: Outlier Tests

Plant Bowen Client: Southern Company Data: Bowen 1, 2, 9, & 10

Sanitas™ v.10.1.06e Software licensed to Groundwater Stats Consulting. UG

Tukey's Outlier Screening

GWC-8Z

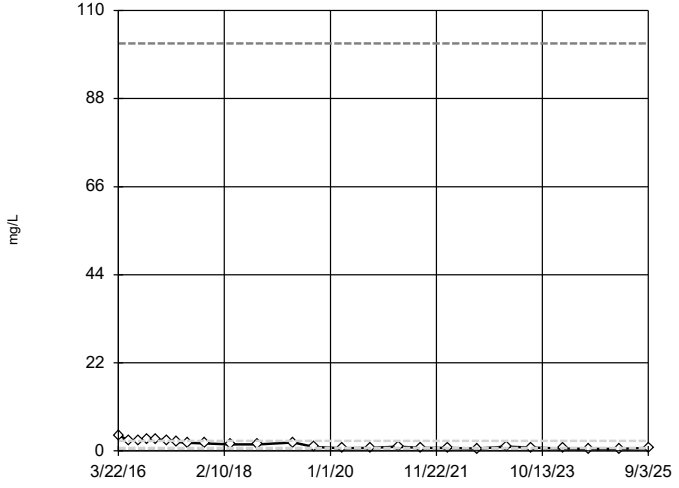

n = 25

No outliers found. Tukey's method selected by user.

Data were natural log transformed to achieve best W statistic (graph shown in original units).

High cutoff = 101.8, low cutoff = 0.01756, based on IQR multiplier of 3.

Constituent: Sulfate Analysis Run 6/9/2026 2:48 PM View: Outlier Tests

Plant Bowen Client: Southern Company Data: Bowen 1, 2, 9, & 10

Tukey's Outlier Screening

GWC-9

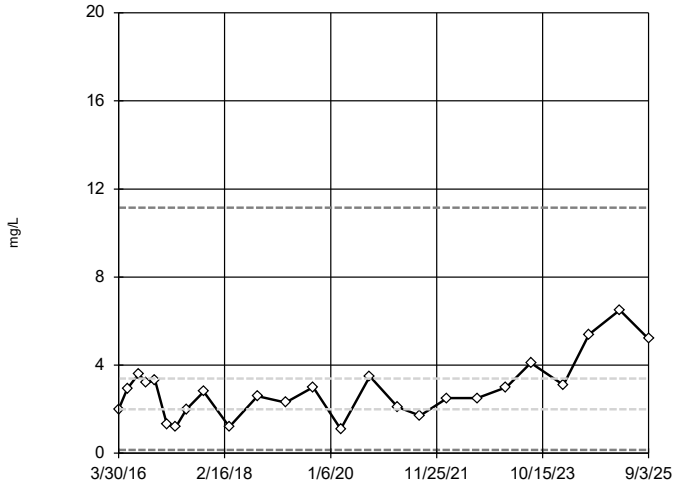

n = 25

No outliers found. Tukey's method selected by user.

Data were cube root transformed to achieve best W statistic (graph shown in original units).

High cutoff = 11.16, low cutoff = 0.1481, based on IQR multiplier of 3.

Constituent: Sulfate Analysis Run 6/9/2026 2:48 PM View: Outlier Tests

Plant Bowen Client: Southern Company Data: Bowen 1, 2, 9, & 10

Sanitas™ v.10.1.06e Software licensed to Groundwater Stats Consulting. UG

Tukey's Outlier Screening

GWC-10

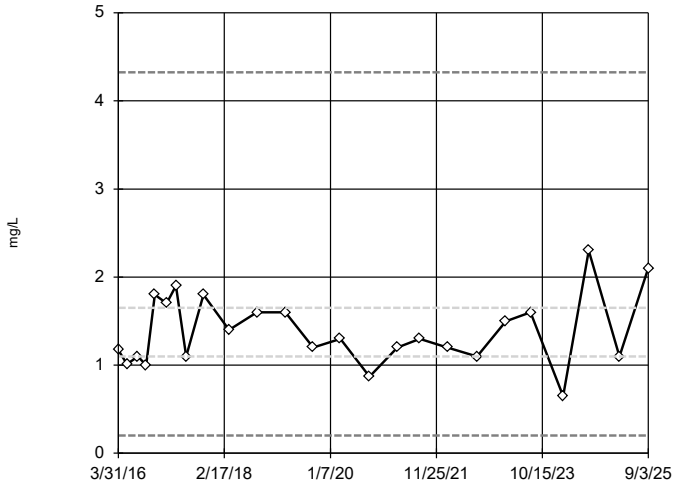

n = 25

No outliers found. Tukey's method selected by user.

Data were cube root transformed to achieve best W statistic (graph shown in original units).

High cutoff = 4.325, low cutoff = 0.1997, based on IQR multiplier of 3.

Constituent: Sulfate Analysis Run 6/9/2026 2:48 PM View: Outlier Tests

Plant Bowen Client: Southern Company Data: Bowen 1, 2, 9, & 10

Sanitas™ v.10.1.06e Software licensed to Groundwater Stats Consulting. UG

Tukey's Outlier Screening

GWC-10R

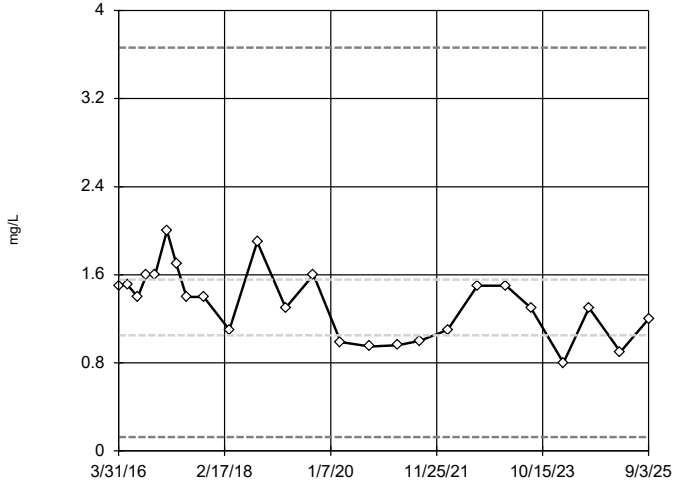

n = 25

No outliers found. Tukey's method selected by user.

Data were square root transformed to achieve best W statistic (graph shown in original units).

High cutoff = 3.664, low cutoff = 0.1275, based on IQR multiplier of 3.

Constituent: Sulfate Analysis Run 6/9/2026 2:48 PM View: Outlier Tests

Plant Bowen Client: Southern Company Data: Bowen 1, 2, 9, & 10

Sanitas™ v.10.1.06e Software licensed to Groundwater Stats Consulting. UG

Tukey's Outlier Screening

GWC-11

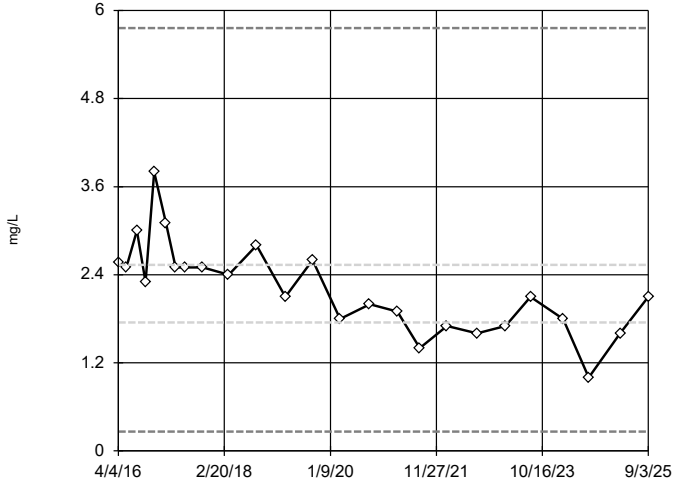

n = 25

No outliers found. Tukey's method selected by user.

Data were square root transformed to achieve best W statistic (graph shown in original units).

High cutoff = 5.761, low cutoff = 0.2648, based on IQR multiplier of 3.

Constituent: Sulfate Analysis Run 6/9/2026 2:48 PM View: Outlier Tests

Plant Bowen Client: Southern Company Data: Bowen 1, 2, 9, & 10

Tukey's Outlier Screening

GWC-11R

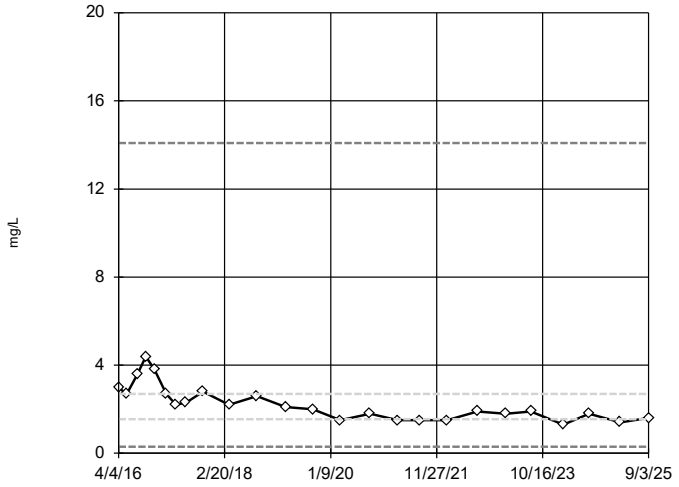

n = 25

No outliers found. Tukey's method selected by user.

Data were natural log transformed to achieve best W statistic (graph shown in original units).

High cutoff = 14.08, low cutoff = 0.2959, based on IQR multiplier of 3.

Constituent: Sulfate Analysis Run 6/9/2026 2:48 PM View: Outlier Tests

Plant Bowen Client: Southern Company Data: Bowen 1, 2, 9, & 10

Sanitas™ v.10.1.06e Software licensed to Groundwater Stats Consulting. UG

Tukey's Outlier Screening

GWC-12

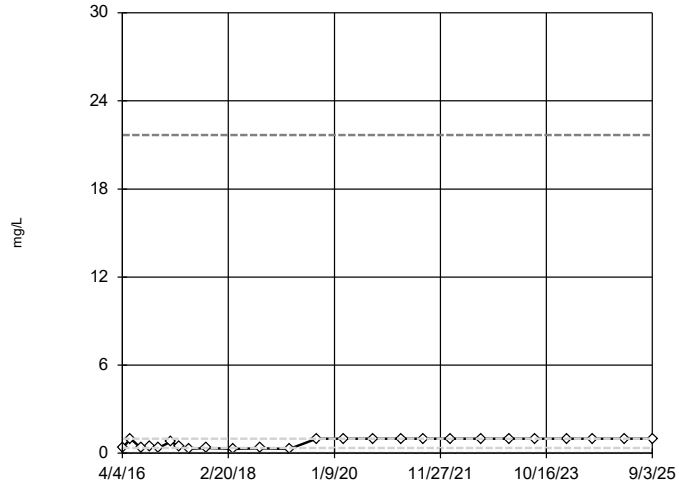

n = 25

No outliers found. Tukey's method selected by user.

Data were natural log transformed to achieve best W statistic (graph shown in original units).

High cutoff = 21.67, low cutoff = 0.01655, based on IQR multiplier of 3.

Constituent: Sulfate Analysis Run 6/9/2026 2:48 PM View: Outlier Tests

Plant Bowen Client: Southern Company Data: Bowen 1, 2, 9, & 10

Sanitas™ v.10.1.06e Software licensed to Groundwater Stats Consulting. UG

Tukey's Outlier Screening

GWC-13

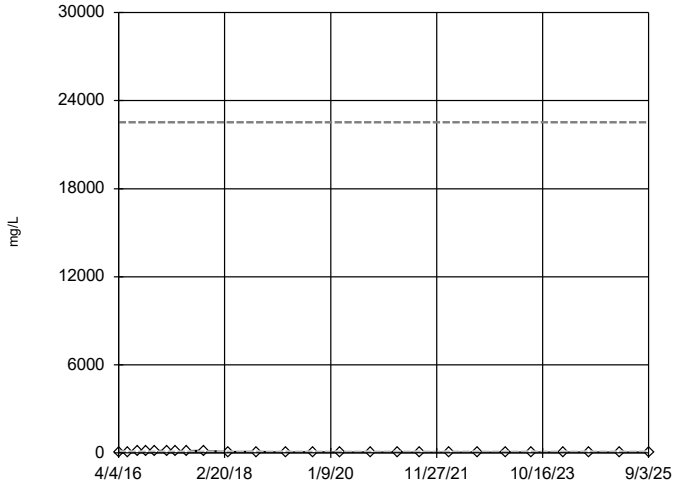

n = 25

No outliers found. Tukey's method selected by user.

Data were natural log transformed to achieve best W statistic (graph shown in original units).

High cutoff = 22535, low cutoff = 0.07301, based on IQR multiplier of 3.

Constituent: Sulfate Analysis Run 6/9/2026 2:48 PM View: Outlier Tests

Plant Bowen Client: Southern Company Data: Bowen 1, 2, 9, & 10

Sanitas™ v.10.1.06e Software licensed to Groundwater Stats Consulting. UG

Tukey's Outlier Screening

GWC-13RZ

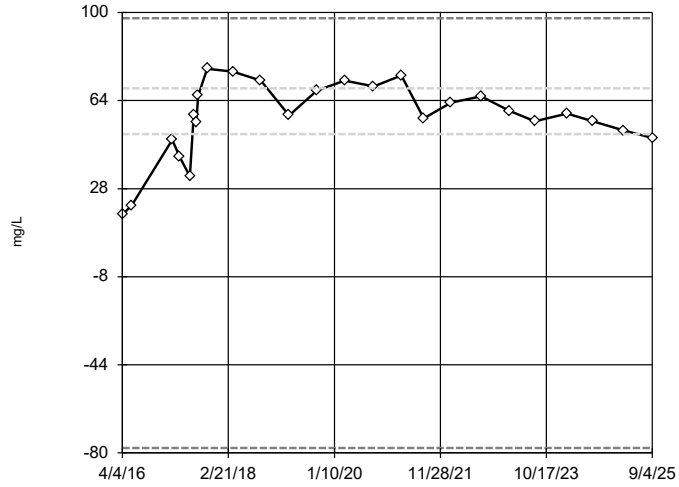

n = 25

No outliers found. Tukey's method selected by user.

Data were cube transformed to achieve best W statistic (graph shown in original units).

High cutoff = 97.61, low cutoff = -78.02, based on IQR multiplier of 3.

Constituent: Sulfate Analysis Run 6/9/2026 2:48 PM View: Outlier Tests

Plant Bowen Client: Southern Company Data: Bowen 1, 2, 9, & 10

Sanitas™ v.10.1.06e Software licensed to Groundwater Stats Consulting. UG

Tukey's Outlier Screening

GWC-14Z

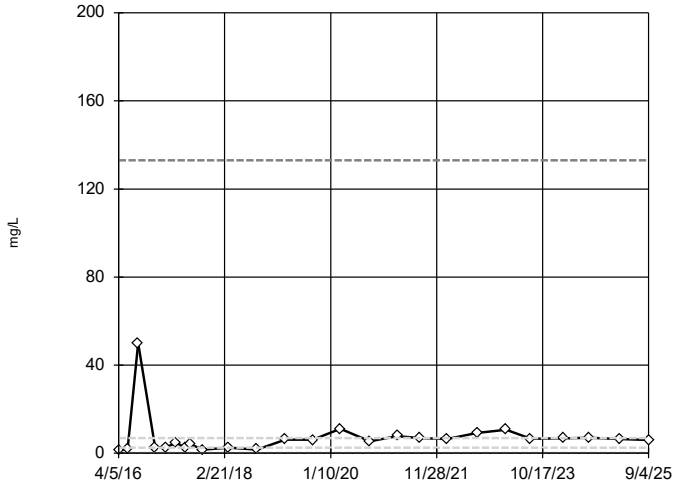

n = 25

No outliers found. Tukey's method selected by user.

Data were natural log transformed to achieve best W statistic (graph shown in original units).

High cutoff = 133, low cutoff = 0.1357, based on IQR multiplier of 3.

Constituent: Sulfate Analysis Run 6/9/2026 2:48 PM View: Outlier Tests

Plant Bowen Client: Southern Company Data: Bowen 1, 2, 9, & 10

Sanitas™ v.10.1.06e Software licensed to Groundwater Stats Consulting. UG

Tukey's Outlier Screening

GWC-15R



n = 25

No outliers found. Tukey's method selected by user.

Data were square transformed to achieve best W statistic (graph shown in original units).

High cutoff = 16.64, low cutoff = -11.65, based on IQR multiplier of 3.

Constituent: Sulfate Analysis Run 6/9/2026 2:48 PM View: Outlier Tests

Plant Bowen Client: Southern Company Data: Bowen 1, 2, 9, & 10

Sanitas™ v.10.1.06e Software licensed to Groundwater Stats Consulting. UG

Tukey's Outlier Screening

GWC-15Z

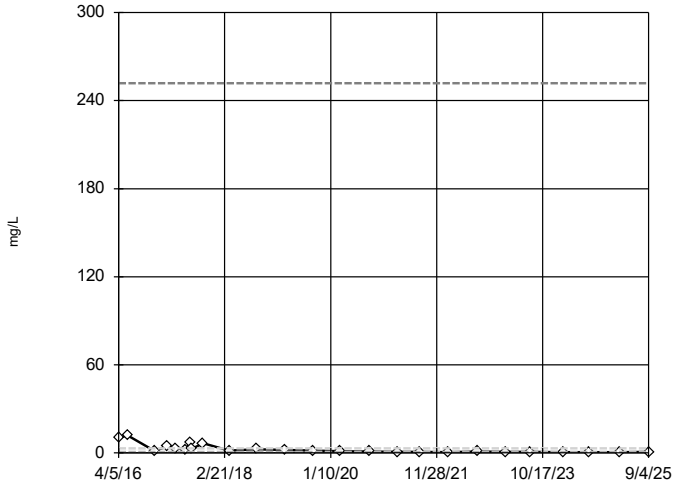

n = 25

No outliers found. Tukey's method selected by user.

Data were natural log transformed to achieve best W statistic (graph shown in original units).

High cutoff = 251.8, low cutoff = 0.008462, based on IQR multiplier of 3.

Constituent: Sulfate Analysis Run 6/9/2026 2:48 PM View: Outlier Tests

Plant Bowen Client: Southern Company Data: Bowen 1, 2, 9, & 10

Sanitas™ v.10.1.06e Software licensed to Groundwater Stats Consulting. UG

Tukey's Outlier Screening

GWC-44

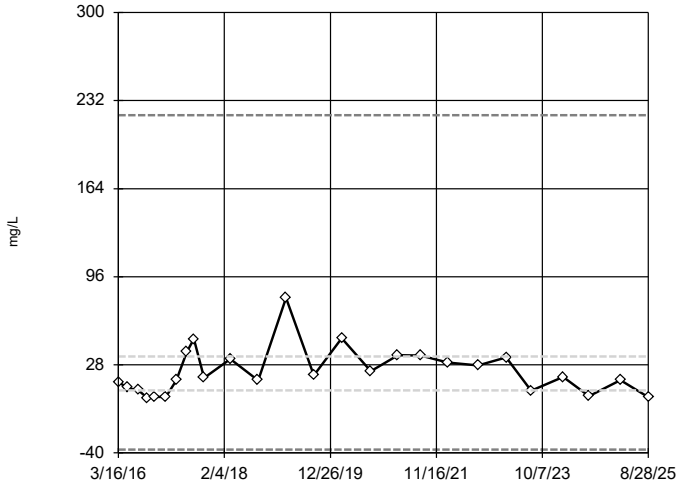

n = 26

No outliers found. Tukey's method selected by user.

Data were square root transformed to achieve best W statistic (graph shown in original units).

High cutoff = 220.8, low cutoff = -37.44, based on IQR multiplier of 3.

Constituent: Sulfate Analysis Run 6/9/2026 2:48 PM View: Outlier Tests

Plant Bowen Client: Southern Company Data: Bowen 1, 2, 9, & 10

Tukey's Outlier Screening

GWC-45

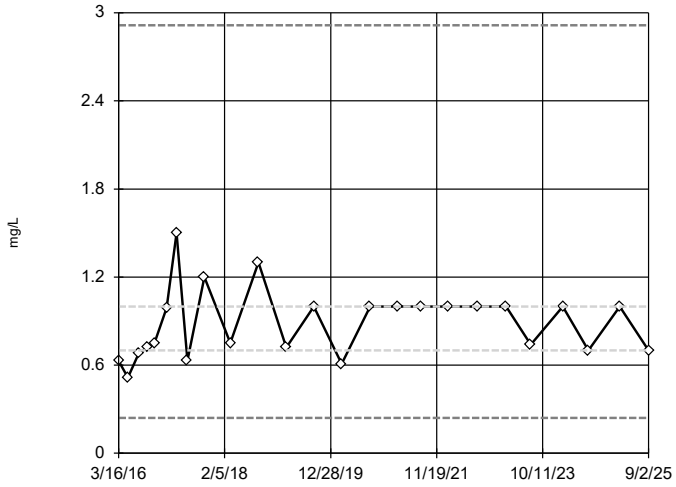

n = 25

No outliers found. Tukey's method selected by user.

Data were natural log transformed to achieve best W statistic (graph shown in original units).

High cutoff = 2.915, low cutoff = 0.2401, based on IQR multiplier of 3.

Constituent: Sulfate Analysis Run 6/9/2026 2:48 PM View: Outlier Tests

Plant Bowen Client: Southern Company Data: Bowen 1, 2, 9, & 10

Sanitas™ v.10.1.06e Software licensed to Groundwater Stats Consulting. UG

Tukey's Outlier Screening

GWC-45R

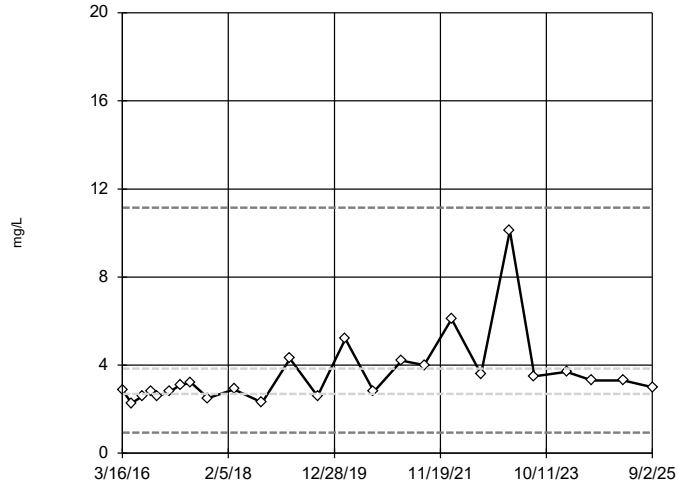

n = 25

No outliers found. Tukey's method selected by user.

Data were natural log transformed to achieve best W statistic (graph shown in original units).

High cutoff = 11.15, low cutoff = 0.9308, based on IQR multiplier of 3.

Constituent: Sulfate Analysis Run 6/9/2026 2:48 PM View: Outlier Tests

Plant Bowen Client: Southern Company Data: Bowen 1, 2, 9, & 10

Sanitas™ v.10.1.06e Software licensed to Groundwater Stats Consulting. UG

Tukey's Outlier Screening

GWC-46R

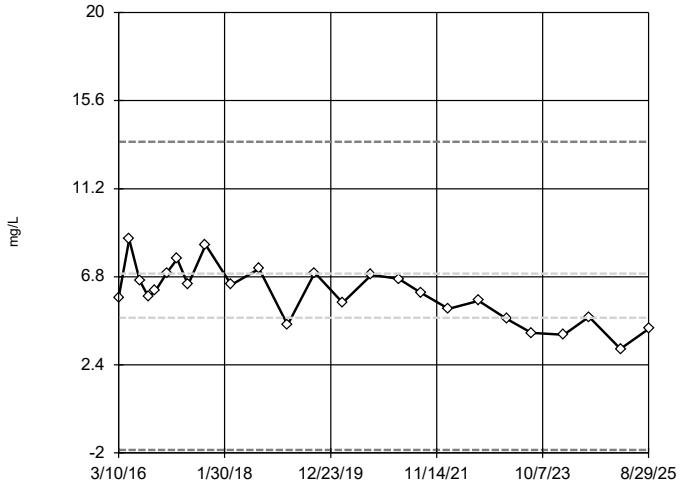

n = 25

No outliers found. Tukey's method selected by user.

Ladder of Powers transformations did not improve normality; analysis run on raw data.

High cutoff = 13.55, low cutoff = -1.85, based on IQR multiplier of 3.

Constituent: Sulfate Analysis Run 6/9/2026 2:48 PM View: Outlier Tests

Plant Bowen Client: Southern Company Data: Bowen 1, 2, 9, & 10

Sanitas™ v.10.1.06e Software licensed to Groundwater Stats Consulting. UG

Tukey's Outlier Screening

GWC-47

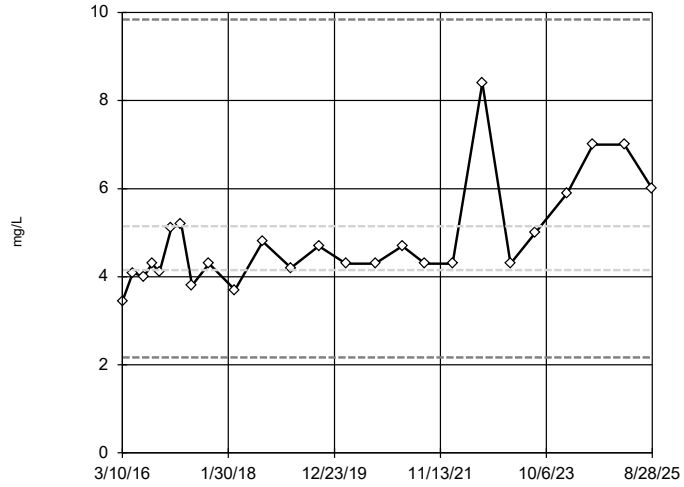

n = 25

No outliers found. Tukey's method selected by user.

Data were natural log transformed to achieve best W statistic (graph shown in original units).

High cutoff = 9.842, low cutoff = 2.171, based on IQR multiplier of 3.

Constituent: Sulfate Analysis Run 6/9/2026 2:48 PM View: Outlier Tests

Plant Bowen Client: Southern Company Data: Bowen 1, 2, 9, & 10

Sanitas™ v.10.1.06e Software licensed to Groundwater Stats Consulting. UG

Tukey's Outlier Screening

GWC-47R

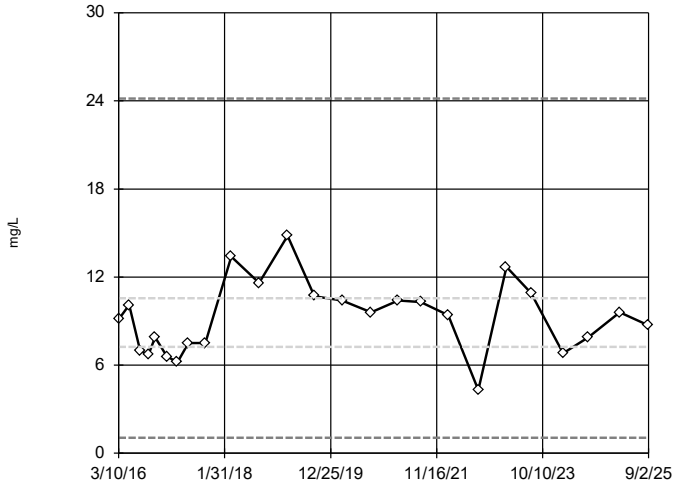

n = 25

No outliers found. Tukey's method selected by user.

Data were square root transformed to achieve best W statistic (graph shown in original units).

High cutoff = 24.16, low cutoff = 1.05, based on IQR multiplier of 3.

Constituent: Sulfate Analysis Run 6/9/2026 2:48 PM View: Outlier Tests

Plant Bowen Client: Southern Company Data: Bowen 1, 2, 9, & 10

Sanitas™ v.10.1.06e Software licensed to Groundwater Stats Consulting. UG

Tukey's Outlier Screening

GWC-48

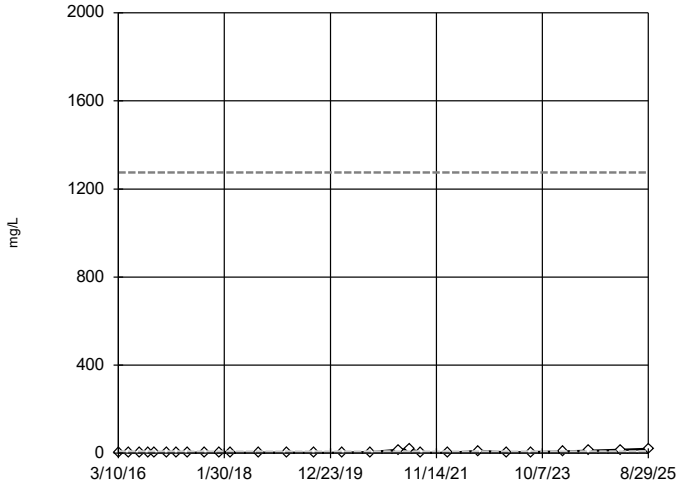

n = 27

No outliers found. Tukey's method selected by user.

Data were natural log transformed to achieve best W statistic (graph shown in original units).

High cutoff = 1274, low cutoff = 0.01067, based on IQR multiplier of 3.

Constituent: Sulfate Analysis Run 6/9/2026 2:48 PM View: Outlier Tests

Plant Bowen Client: Southern Company Data: Bowen 1, 2, 9, & 10

Sanitas™ v.10.1.06e Software licensed to Groundwater Stats Consulting. UG

Tukey's Outlier Screening

GWC-49R

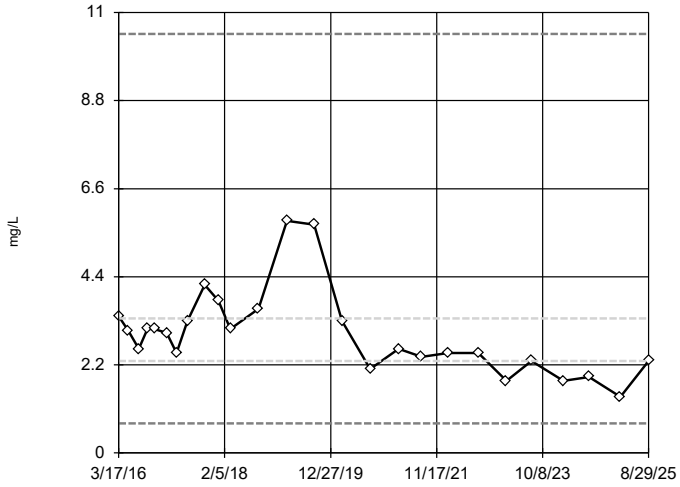

n = 26

No outliers found. Tukey's method selected by user.

Data were natural log transformed to achieve best W statistic (graph shown in original units).

High cutoff = 10.47, low cutoff = 0.7382, based on IQR multiplier of 3.

Constituent: Sulfate Analysis Run 6/9/2026 2:48 PM View: Outlier Tests

Plant Bowen Client: Southern Company Data: Bowen 1, 2, 9, & 10

Sanitas™ v.10.1.06e Software licensed to Groundwater Stats Consulting. UG

Tukey's Outlier Screening

GWC-49Z

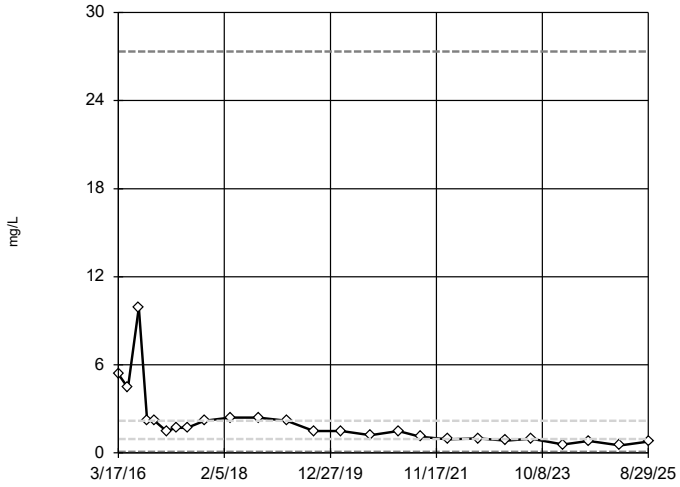

n = 25

No outliers found. Tukey's method selected by user.

Data were natural log transformed to achieve best W statistic (graph shown in original units).

High cutoff = 27.34, low cutoff = 0.07643, based on IQR multiplier of 3.

Constituent: Sulfate Analysis Run 6/9/2026 2:49 PM View: Outlier Tests

Plant Bowen Client: Southern Company Data: Bowen 1, 2, 9, & 10

Tukey's Outlier Screening

GWA-1 (bg)

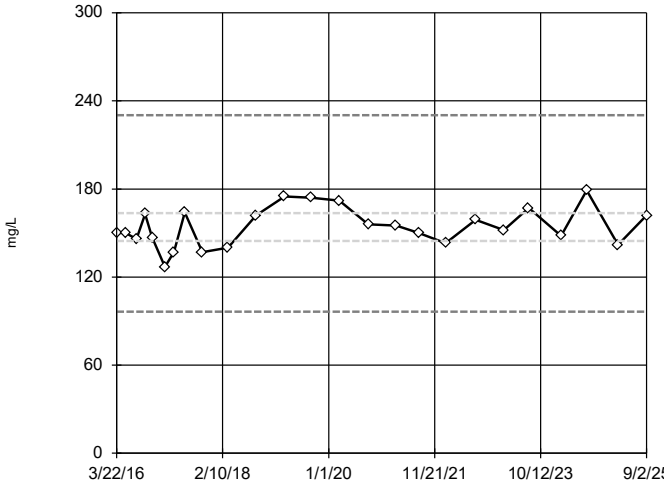

n = 25

No outliers found. Tukey's method selected by user.

Data were cube root transformed to achieve best W statistic (graph shown in original units).

High cutoff = 230.4, low cutoff = 96.42, based on IQR multiplier of 3.

Constituent: TDS Analysis Run 6/9/2026 2:49 PM View: Outlier Tests

Plant Bowen Client: Southern Company Data: Bowen 1, 2, 9, & 10

Sanitas™ v.10.1.06e Software licensed to Groundwater Stats Consulting. UG

Tukey's Outlier Screening

GWA-2 (bg)

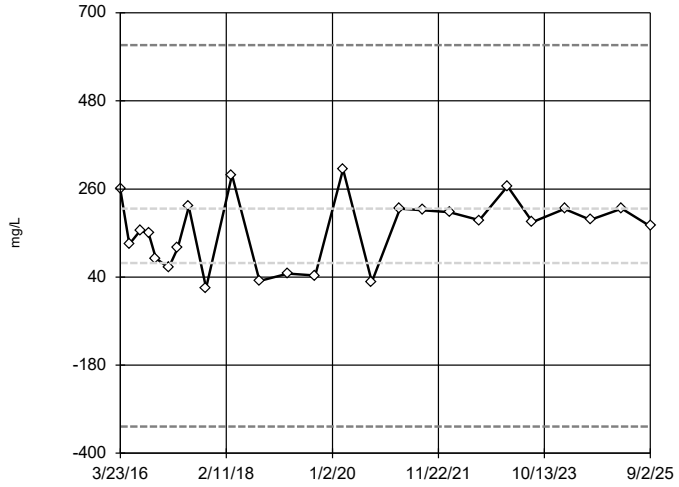

n = 25

No outliers found. Tukey's method selected by user.

Ladder of Powers transformations did not improve normality; analysis run on raw data.

High cutoff = 619, low cutoff = -333, based on IQR multiplier of 3.

Constituent: TDS Analysis Run 6/9/2026 2:49 PM View: Outlier Tests

Plant Bowen Client: Southern Company Data: Bowen 1, 2, 9, & 10

Sanitas™ v.10.1.06e Software licensed to Groundwater Stats Consulting. UG

Tukey's Outlier Screening

GWA-2R (bg)

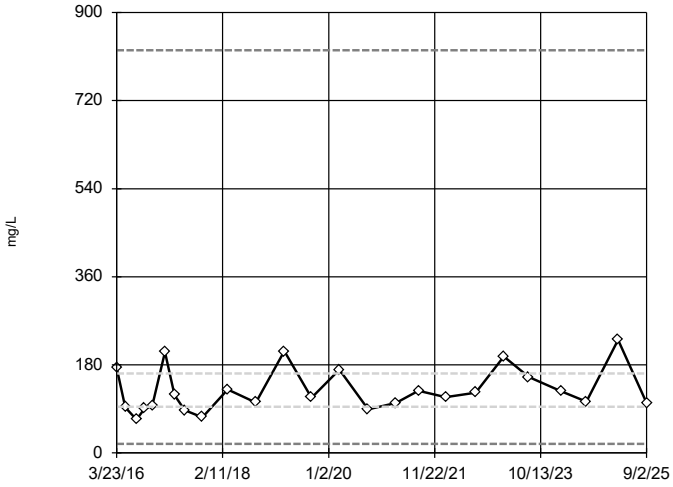

n = 25

No outliers found. Tukey's method selected by user.

Data were natural log transformed to achieve best W statistic (graph shown in original units).

High cutoff = 823.1, low cutoff = 18.64, based on IQR multiplier of 3.

Constituent: TDS Analysis Run 6/9/2026 2:49 PM View: Outlier Tests

Plant Bowen Client: Southern Company Data: Bowen 1, 2, 9, & 10

Sanitas™ v.10.1.06e Software licensed to Groundwater Stats Consulting. UG

Tukey's Outlier Screening

GWA-3A (bg)

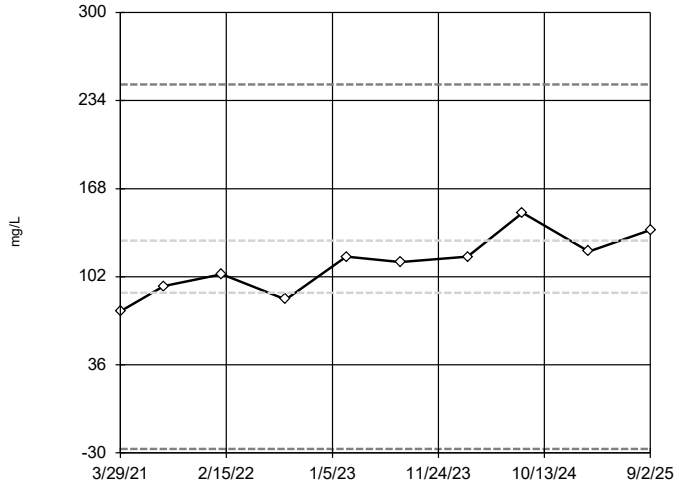

n = 10

No outliers found. Tukey's method selected by user.

Ladder of Powers transformations did not improve normality; analysis run on raw data.

High cutoff = 246, low cutoff = -27, based on IQR multiplier of 3.

Constituent: TDS Analysis Run 6/9/2026 2:49 PM View: Outlier Tests

Plant Bowen Client: Southern Company Data: Bowen 1, 2, 9, & 10

Tukey's Outlier Screening

GWA-4RZ (bg)

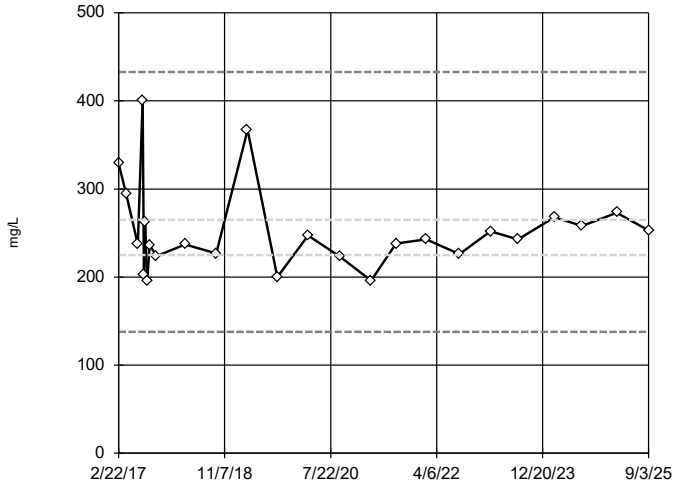

n = 25

No outliers found. Tukey's method selected by user.

Data were natural log transformed to achieve best W statistic (graph shown in original units).

High cutoff = 432.9, low cutoff = 137.7, based on IQR multiplier of 3.

Constituent: TDS Analysis Run 6/9/2026 2:49 PM View: Outlier Tests

Plant Bowen Client: Southern Company Data: Bowen 1, 2, 9, & 10

Sanitas™ v.10.1.06e Software licensed to Groundwater Stats Consulting. UG

Tukey's Outlier Screening

GWA-39RZ (bg)

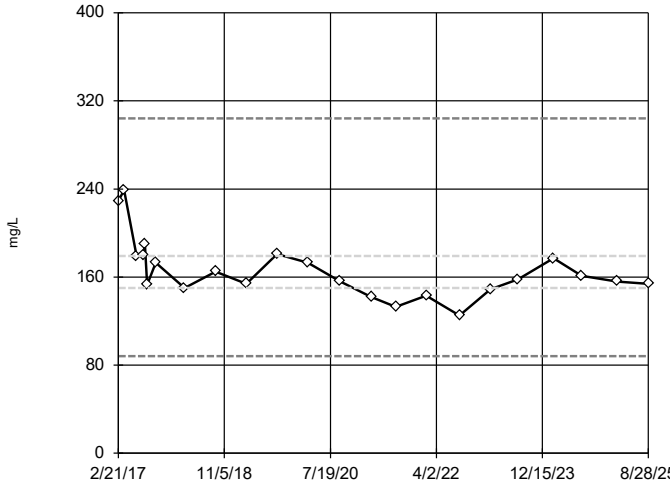

n = 23

No outliers found. Tukey's method selected by user.

Data were natural log transformed to achieve best W statistic (graph shown in original units).

High cutoff = 304.2, low cutoff = 88.27, based on IQR multiplier of 3.

Constituent: TDS Analysis Run 6/9/2026 2:49 PM View: Outlier Tests

Plant Bowen Client: Southern Company Data: Bowen 1, 2, 9, & 10

Sanitas™ v.10.1.06e Software licensed to Groundwater Stats Consulting. UG

Tukey's Outlier Screening

GWA-39Z (bg)

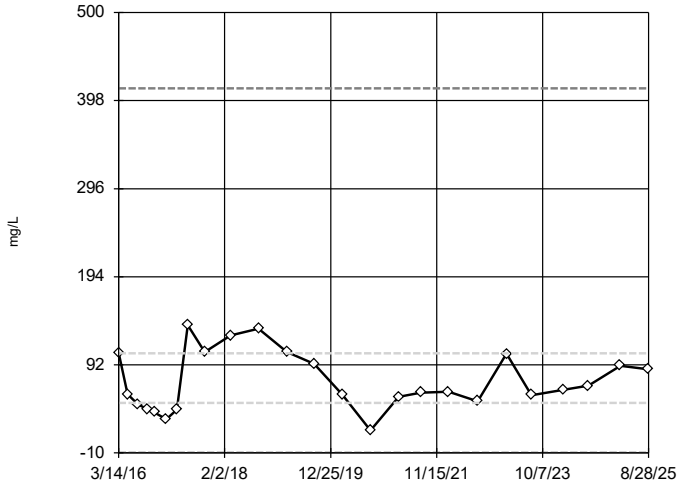

n = 25

No outliers found. Tukey's method selected by user.

Data were square root transformed to achieve best W statistic (graph shown in original units).

High cutoff = 412.3, low cutoff = -9.654, based on IQR multiplier of 3.

Constituent: TDS Analysis Run 6/9/2026 2:49 PM View: Outlier Tests

Plant Bowen Client: Southern Company Data: Bowen 1, 2, 9, & 10

Sanitas™ v.10.1.06e Software licensed to Groundwater Stats Consulting. UG

Tukey's Outlier Screening

GWA-40 (bg)

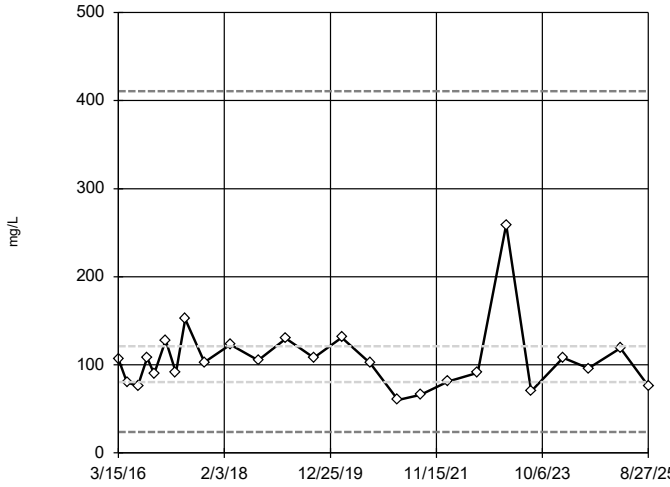

n = 25

No outliers found. Tukey's method selected by user.

Data were natural log transformed to achieve best W statistic (graph shown in original units).

High cutoff = 410.7, low cutoff = 23.71, based on IQR multiplier of 3.

Constituent: TDS Analysis Run 6/9/2026 2:49 PM View: Outlier Tests

Plant Bowen Client: Southern Company Data: Bowen 1, 2, 9, & 10

Tukey's Outlier Screening

GWA-41 (bg)

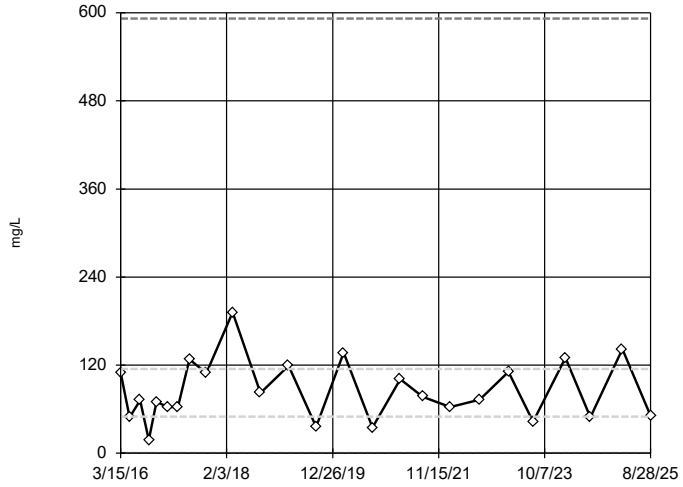

n = 25

No outliers found. Tukey's method selected by user.

Data were cube root transformed to achieve best W statistic (graph shown in original units).

High cutoff = 592.2, low cutoff = 0.003281, based on IQR multiplier of 3.

Constituent: TDS Analysis Run 6/9/2026 2:49 PM View: Outlier Tests

Plant Bowen Client: Southern Company Data: Bowen 1, 2, 9, & 10

Sanitas™ v.10.1.06e Software licensed to Groundwater Stats Consulting. UG

Tukey's Outlier Screening

GWA-41R (bg)

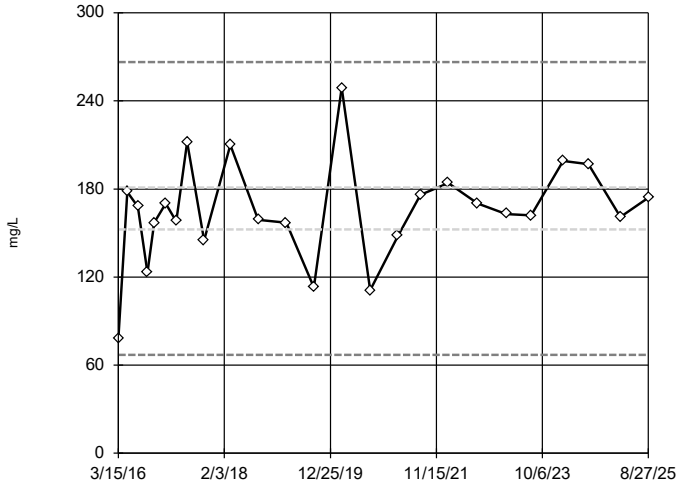

n = 25

No outliers found. Tukey's method selected by user.

Ladder of Powers transformations did not improve normality; analysis run on raw data.

High cutoff = 266.5, low cutoff = 67, based on IQR multiplier of 3.

Constituent: TDS Analysis Run 6/9/2026 2:49 PM View: Outlier Tests

Plant Bowen Client: Southern Company Data: Bowen 1, 2, 9, & 10

Sanitas™ v.10.1.06e Software licensed to Groundwater Stats Consulting. UG

Tukey's Outlier Screening

GWA-42 (bg)

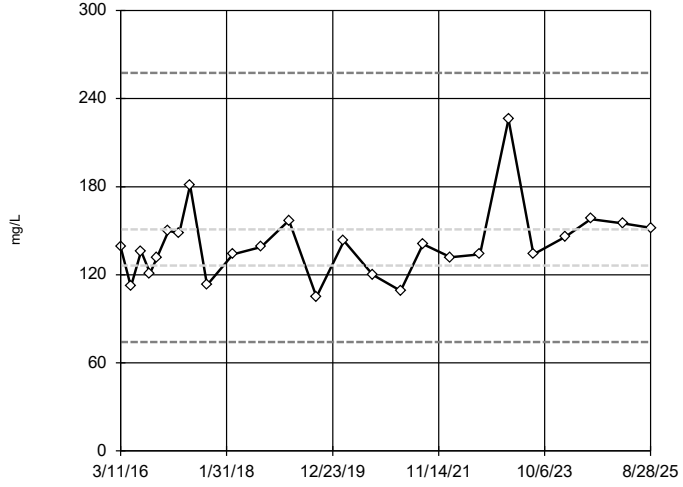

n = 25

No outliers found. Tukey's method selected by user.

Data were natural log transformed to achieve best W statistic (graph shown in original units).

High cutoff = 257.5, low cutoff = 74.1, based on IQR multiplier of 3.

Constituent: TDS Analysis Run 6/9/2026 2:49 PM View: Outlier Tests

Plant Bowen Client: Southern Company Data: Bowen 1, 2, 9, & 10

Sanitas™ v.10.1.06e Software licensed to Groundwater Stats Consulting. UG

Tukey's Outlier Screening

GWA-43 (bg)

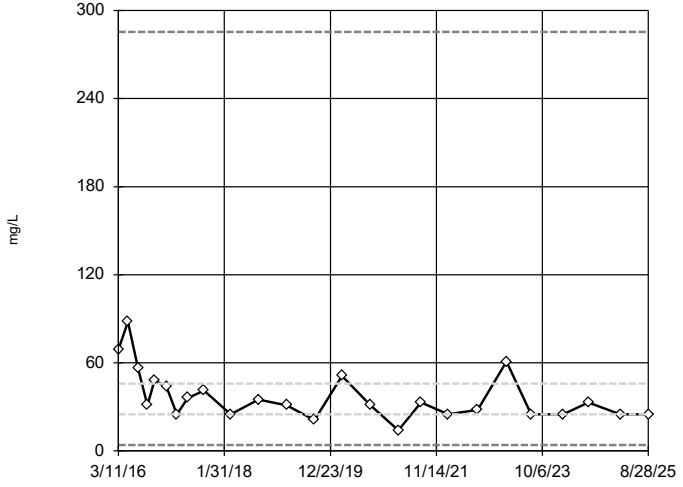

n = 25

No outliers found. Tukey's method selected by user.

Data were natural log transformed to achieve best W statistic (graph shown in original units).

High cutoff = 285.5, low cutoff = 4.025, based on IQR multiplier of 3.

Constituent: TDS Analysis Run 6/9/2026 2:49 PM View: Outlier Tests

Plant Bowen Client: Southern Company Data: Bowen 1, 2, 9, & 10

Tukey's Outlier Screening

GWA-43R (bg)

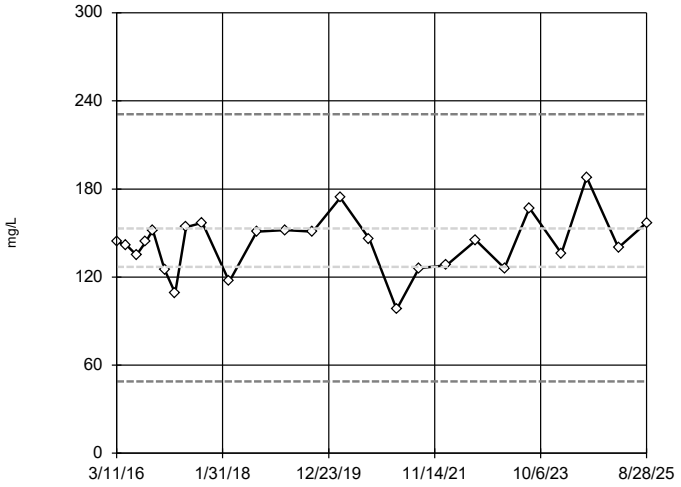

n = 25

No outliers found. Tukey's method selected by user.

Ladder of Powers transformations did not improve normality; analysis run on raw data.

High cutoff = 231, low cutoff = 49, based on IQR multiplier of 3.

Constituent: TDS Analysis Run 6/9/2026 2:49 PM View: Outlier Tests

Plant Bowen Client: Southern Company Data: Bowen 1, 2, 9, & 10

Sanitas™ v.10.1.06e Software licensed to Groundwater Stats Consulting. UG

Tukey's Outlier Screening

GWA-50 (bg)

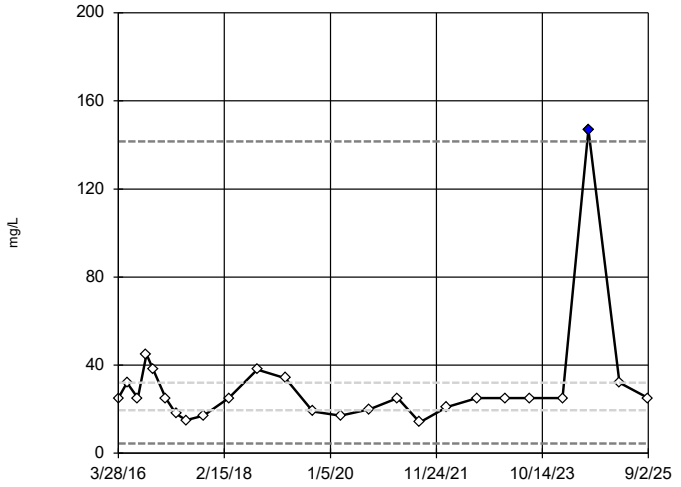

n = 25

Outlier is drawn as solid. Tukey's method selected by user.

Data were natural log transformed to achieve best W statistic (graph shown in original units).

High cutoff = 141.6, low cutoff = 4.407, based on IQR multiplier of 3.

Constituent: TDS Analysis Run 6/9/2026 2:49 PM View: Outlier Tests

Plant Bowen Client: Southern Company Data: Bowen 1, 2, 9, & 10

Sanitas™ v.10.1.06e Software licensed to Groundwater Stats Consulting. UG

Tukey's Outlier Screening

GWA-50R (bg)

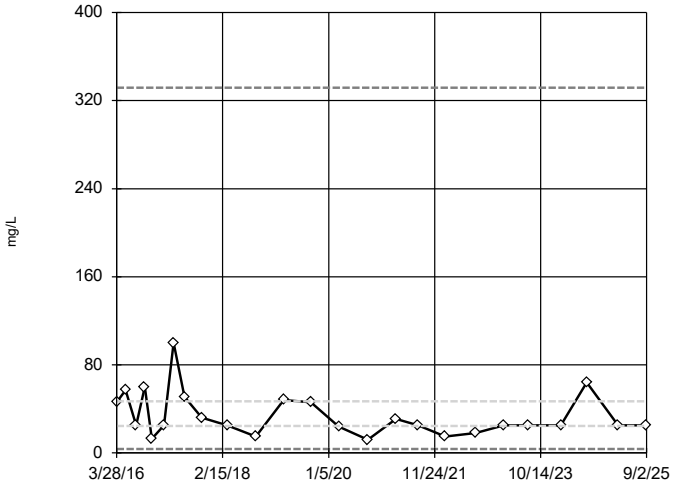

n = 25

No outliers found. Tukey's method selected by user.

Data were natural log transformed to achieve best W statistic (graph shown in original units).

High cutoff = 331.7, low cutoff = 3.47, based on IQR multiplier of 3.

Constituent: TDS Analysis Run 6/9/2026 2:49 PM View: Outlier Tests

Plant Bowen Client: Southern Company Data: Bowen 1, 2, 9, & 10

Sanitas™ v.10.1.06e Software licensed to Groundwater Stats Consulting. UG

Tukey's Outlier Screening

GWC-5

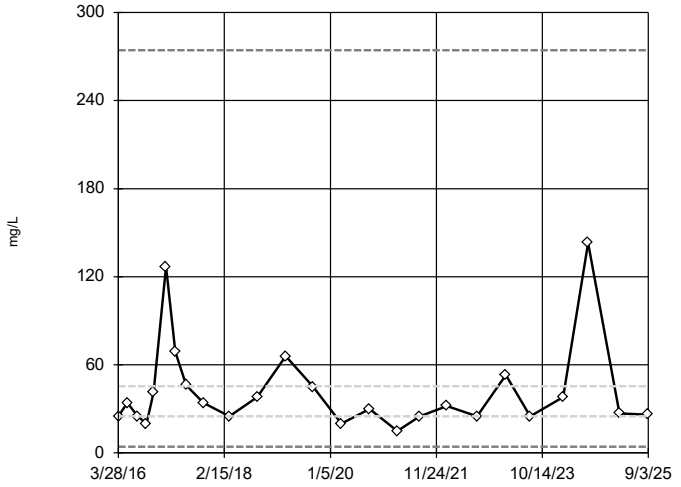

n = 25

No outliers found. Tukey's method selected by user.

Data were natural log transformed to achieve best W statistic (graph shown in original units).

High cutoff = 274.2, low cutoff = 4.148, based on IQR multiplier of 3.

Constituent: TDS Analysis Run 6/9/2026 2:49 PM View: Outlier Tests

Plant Bowen Client: Southern Company Data: Bowen 1, 2, 9, & 10

Tukey's Outlier Screening

GWC-6

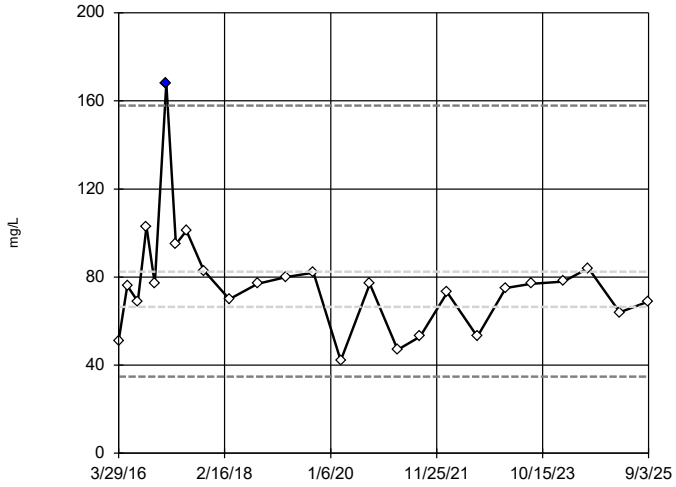

n = 25

Outlier is drawn as solid. Tukey's method selected by user.

Data were natural log transformed to achieve best W statistic (graph shown in original units).

High cutoff = 157.8, low cutoff = 34.73, based on IQR multiplier of 3.

Constituent: TDS Analysis Run 6/9/2026 2:49 PM View: Outlier Tests

Plant Bowen Client: Southern Company Data: Bowen 1, 2, 9, & 10

Sanitas™ v.10.1.06e Software licensed to Groundwater Stats Consulting. UG

Tukey's Outlier Screening

GWC-6RZ

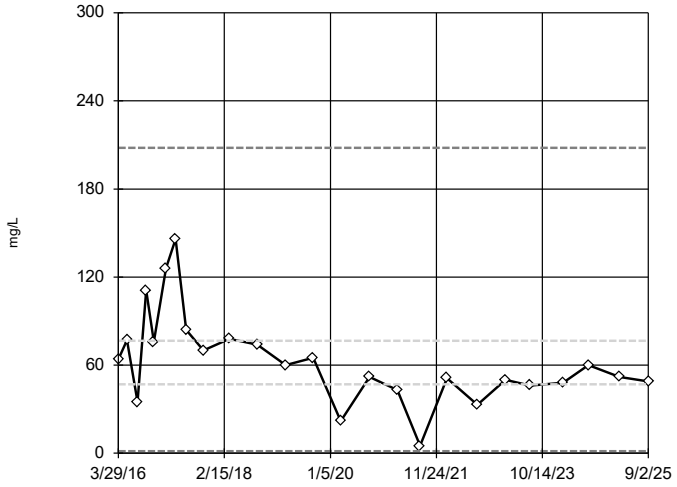

n = 25

No outliers found. Tukey's method selected by user.

Data were square root transformed to achieve best W statistic (graph shown in original units).

High cutoff = 207.9, low cutoff = 1.397, based on IQR multiplier of 3.

Constituent: TDS Analysis Run 6/9/2026 2:49 PM View: Outlier Tests

Plant Bowen Client: Southern Company Data: Bowen 1, 2, 9, & 10

Sanitas™ v.10.1.06e Software licensed to Groundwater Stats Consulting. UG

Tukey's Outlier Screening

GWC-7Z

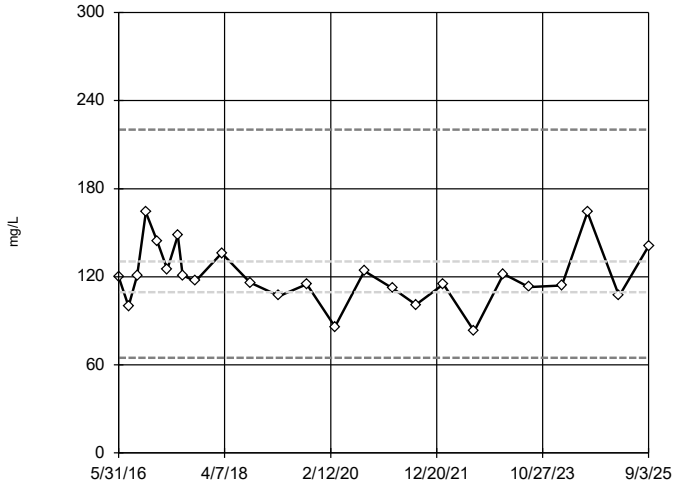

n = 25

No outliers found. Tukey's method selected by user.

Data were natural log transformed to achieve best W statistic (graph shown in original units).

High cutoff = 220.3, low cutoff = 64.79, based on IQR multiplier of 3.

Constituent: TDS Analysis Run 6/9/2026 2:49 PM View: Outlier Tests

Plant Bowen Client: Southern Company Data: Bowen 1, 2, 9, & 10

Sanitas™ v.10.1.06e Software licensed to Groundwater Stats Consulting. UG

Tukey's Outlier Screening

GWC-8RR

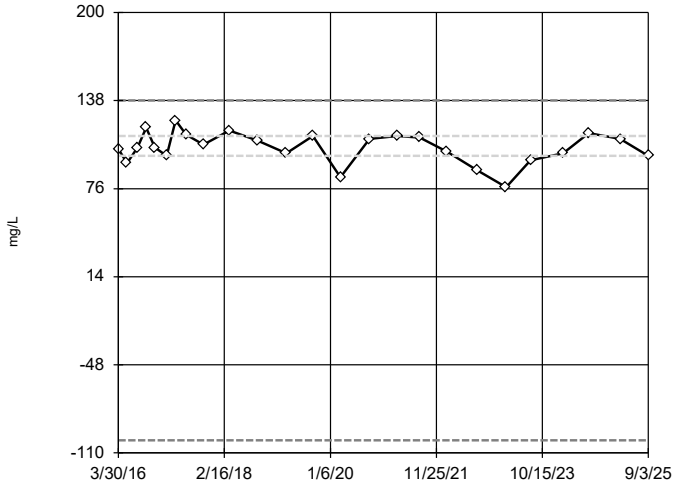

n = 25

No outliers found. Tukey's method selected by user.

Data were x^4 transformed to achieve best W statistic (graph shown in original units).

High cutoff = 138.1, low cutoff = -101.2, based on IQR multiplier of 3.

Constituent: TDS Analysis Run 6/9/2026 2:49 PM View: Outlier Tests

Plant Bowen Client: Southern Company Data: Bowen 1, 2, 9, & 10

Sanitas™ v.10.1.06e Software licensed to Groundwater Stats Consulting. UG

Tukey's Outlier Screening

GWC-8Z

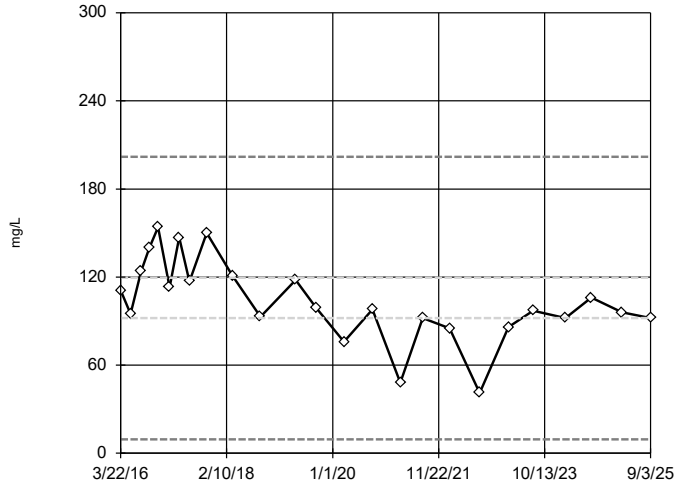

n = 25

No outliers found. Tukey's method selected by user.

Ladder of Powers transformations did not improve normality; analysis run on raw data.

High cutoff = 202, low cutoff = 9.5, based on IQR multiplier of 3.

Constituent: TDS Analysis Run 6/9/2026 2:49 PM View: Outlier Tests

Plant Bowen Client: Southern Company Data: Bowen 1, 2, 9, & 10

Sanitas™ v.10.1.06e Software licensed to Groundwater Stats Consulting. UG

Tukey's Outlier Screening

GWC-9

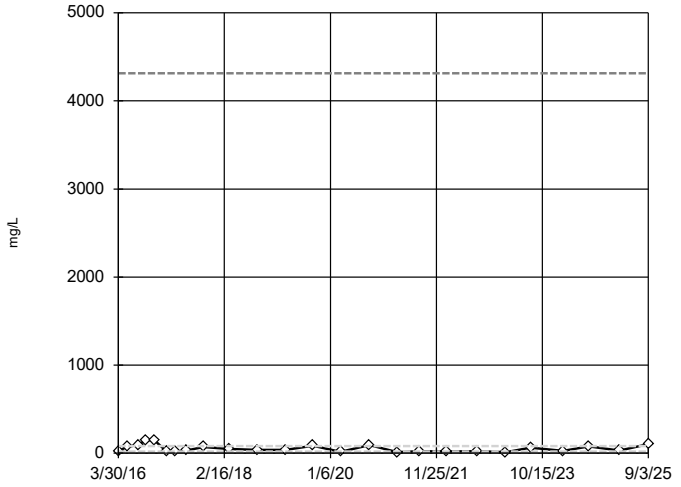

n = 25

No outliers found. Tukey's method selected by user.

Data were natural log transformed to achieve best W statistic (graph shown in original units).

High cutoff = 4314, low cutoff = 0.4031, based on IQR multiplier of 3.

Constituent: TDS Analysis Run 6/9/2026 2:49 PM View: Outlier Tests

Plant Bowen Client: Southern Company Data: Bowen 1, 2, 9, & 10

Sanitas™ v.10.1.06e Software licensed to Groundwater Stats Consulting. UG

Tukey's Outlier Screening

GWC-10

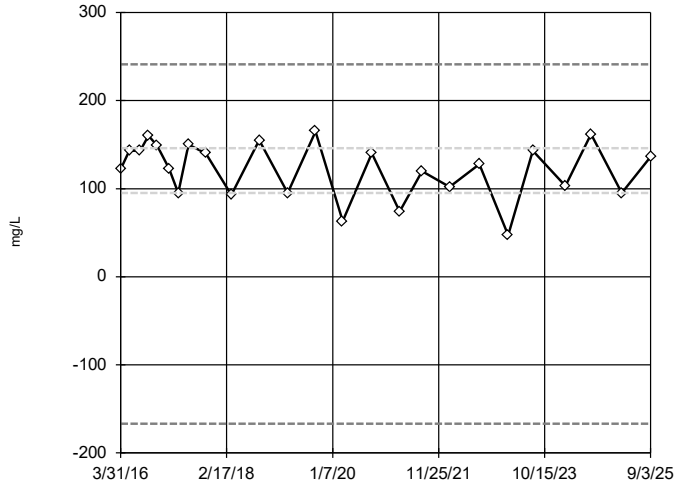

n = 25

No outliers found. Tukey's method selected by user.

Data were square transformed to achieve best W statistic (graph shown in original units).

High cutoff = 241.3, low cutoff = -167, based on IQR multiplier of 3.

Constituent: TDS Analysis Run 6/9/2026 2:49 PM View: Outlier Tests

Plant Bowen Client: Southern Company Data: Bowen 1, 2, 9, & 10

Sanitas™ v.10.1.06e Software licensed to Groundwater Stats Consulting. UG

Tukey's Outlier Screening

GWC-10R

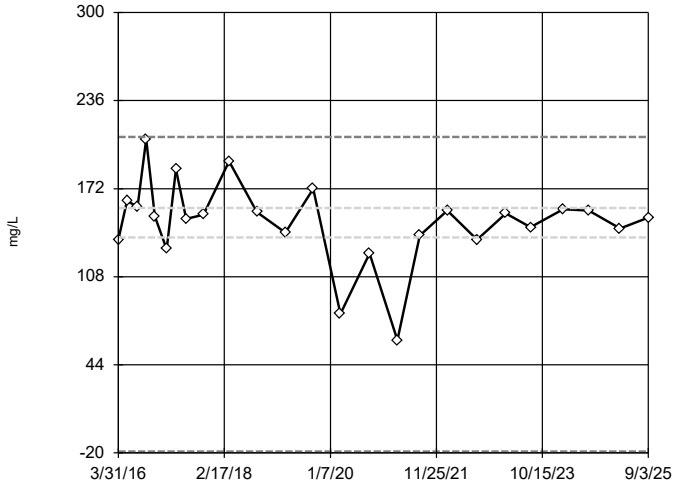

n = 25

No outliers found. Tukey's method selected by user.

Data were square transformed to achieve best W statistic (graph shown in original units).

High cutoff = 209.7, low cutoff = -18.89, based on IQR multiplier of 3.

Constituent: TDS Analysis Run 6/9/2026 2:49 PM View: Outlier Tests

Plant Bowen Client: Southern Company Data: Bowen 1, 2, 9, & 10

Sanitas™ v.10.1.06e Software licensed to Groundwater Stats Consulting. UG

Tukey's Outlier Screening

GWC-11

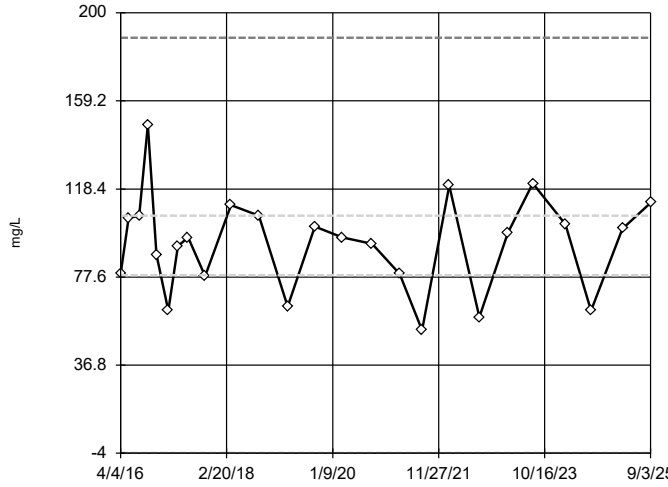

n = 25

No outliers found. Tukey's method selected by user.

Ladder of Powers transformations did not improve normality; analysis run on raw data.

High cutoff = 188.5, low cutoff = -4, based on IQR multiplier of 3.

Constituent: TDS Analysis Run 6/9/2026 2:49 PM View: Outlier Tests

Plant Bowen Client: Southern Company Data: Bowen 1, 2, 9, & 10

Sanitas™ v.10.1.06e Software licensed to Groundwater Stats Consulting. UG

Tukey's Outlier Screening

GWC-11R

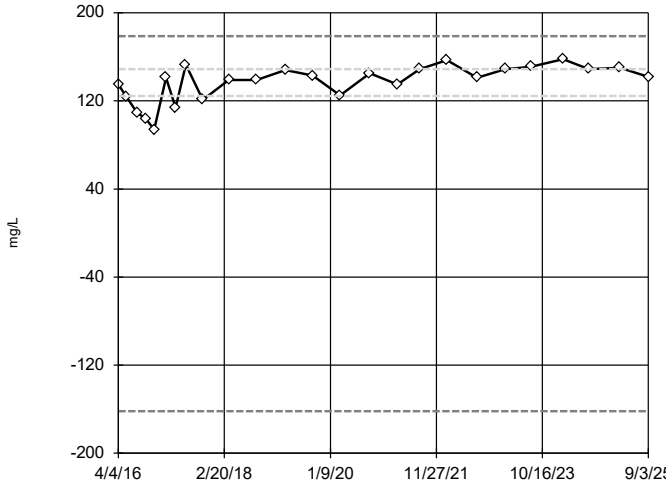

n = 25

No outliers found. Tukey's method selected by user.

Data were x^6 transformed to achieve best W statistic (graph shown in original units).

High cutoff = 178.7, low cutoff = -161.8, based on IQR multiplier of 3.

Constituent: TDS Analysis Run 6/9/2026 2:49 PM View: Outlier Tests

Plant Bowen Client: Southern Company Data: Bowen 1, 2, 9, & 10

Sanitas™ v.10.1.06e Software licensed to Groundwater Stats Consulting. UG

Tukey's Outlier Screening

GWC-12

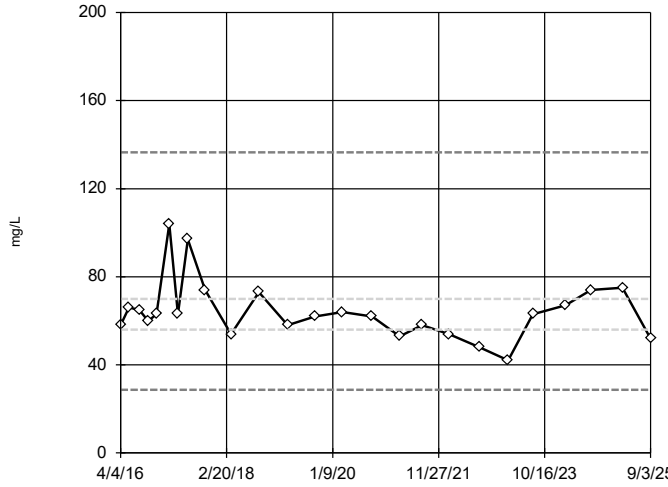

n = 25

No outliers found. Tukey's method selected by user.

Data were natural log transformed to achieve best W statistic (graph shown in original units).

High cutoff = 136.5, low cutoff = 28.68, based on IQR multiplier of 3.

Constituent: TDS Analysis Run 6/9/2026 2:49 PM View: Outlier Tests

Plant Bowen Client: Southern Company Data: Bowen 1, 2, 9, & 10

Sanitas™ v.10.1.06e Software licensed to Groundwater Stats Consulting. UG

Tukey's Outlier Screening

GWC-13

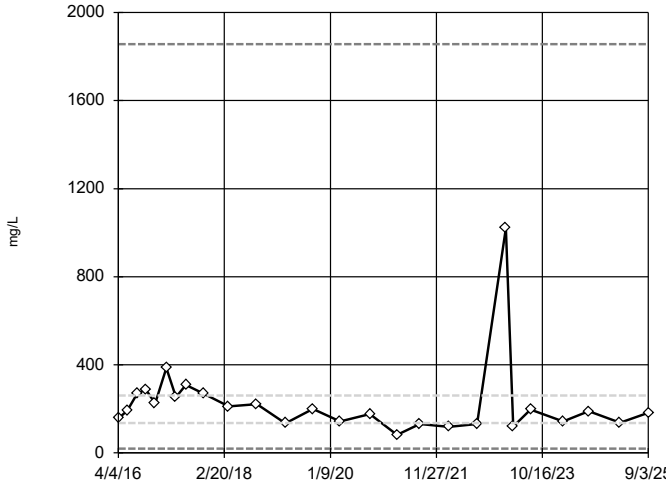

n = 26

No outliers found. Tukey's method selected by user.

Data were natural log transformed to achieve best W statistic (graph shown in original units).

High cutoff = 1856, low cutoff = 19.15, based on IQR multiplier of 3.

Constituent: TDS Analysis Run 6/9/2026 2:49 PM View: Outlier Tests

Plant Bowen Client: Southern Company Data: Bowen 1, 2, 9, & 10

Tukey's Outlier Screening

GWC-13RZ

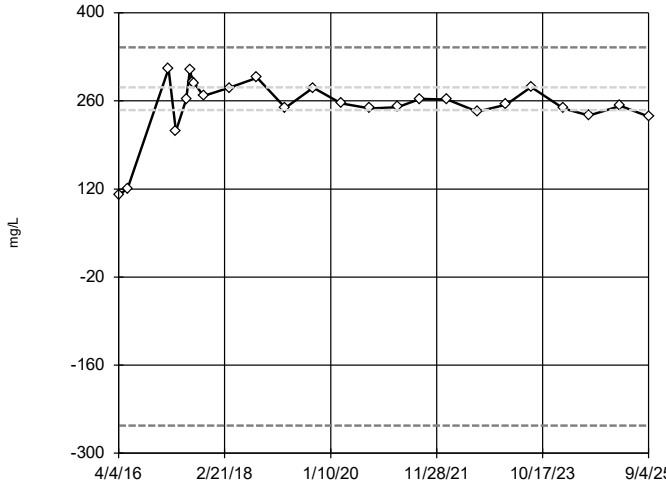

n = 25

No outliers found. Tukey's method selected by user.

Data were x^4 transformed to achieve best W statistic (graph shown in original units).

High cutoff = 345.3, low cutoff = -256.1, based on IQR multiplier of 3.

Constituent: TDS Analysis Run 6/9/2026 2:49 PM View: Outlier Tests

Plant Bowen Client: Southern Company Data: Bowen 1, 2, 9, & 10

Sanitas™ v.10.1.06e Software licensed to Groundwater Stats Consulting. UG

Tukey's Outlier Screening

GWC-14Z

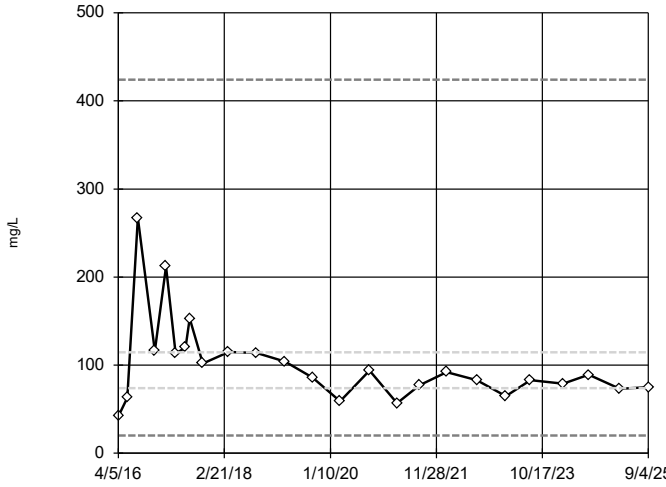

n = 25

No outliers found. Tukey's method selected by user.

Data were natural log transformed to achieve best W statistic (graph shown in original units).

High cutoff = 424.3, low cutoff = 19.97, based on IQR multiplier of 3.

Constituent: TDS Analysis Run 6/9/2026 2:49 PM View: Outlier Tests

Plant Bowen Client: Southern Company Data: Bowen 1, 2, 9, & 10

Sanitas™ v.10.1.06e Software licensed to Groundwater Stats Consulting. UG

Tukey's Outlier Screening

GWC-15R

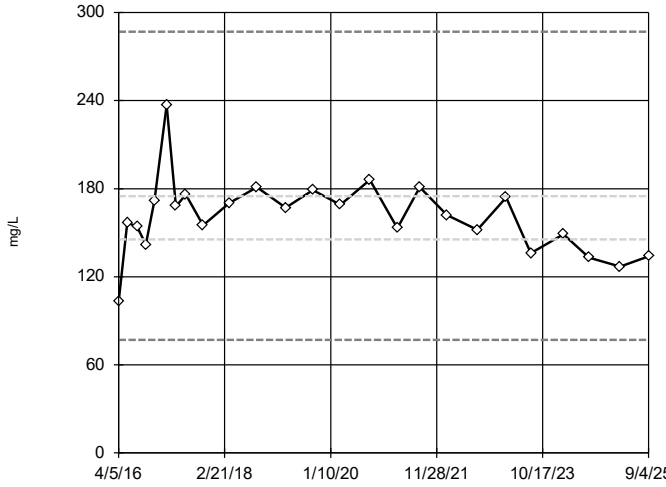

n = 25

No outliers found. Tukey's method selected by user.

Data were cube root transformed to achieve best W statistic (graph shown in original units).

High cutoff = 287, low cutoff = 77.14, based on IQR multiplier of 3.

Constituent: TDS Analysis Run 6/9/2026 2:49 PM View: Outlier Tests

Plant Bowen Client: Southern Company Data: Bowen 1, 2, 9, & 10

Sanitas™ v.10.1.06e Software licensed to Groundwater Stats Consulting. UG

Tukey's Outlier Screening

GWC-15Z

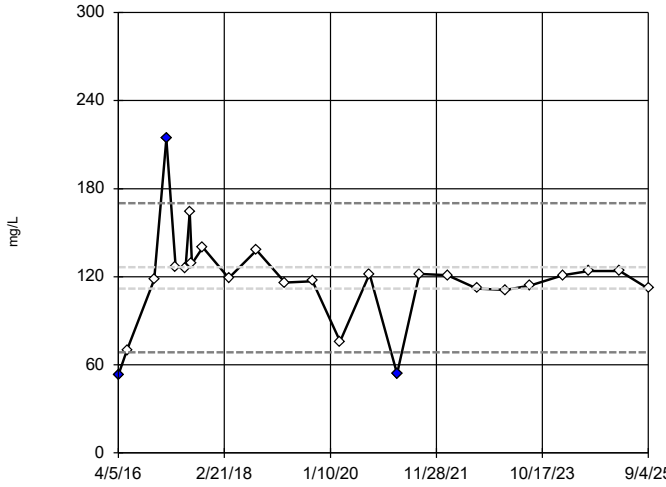

n = 25

Outliers are drawn as solid.
Tukey's method selected by user.

Ladder of Powers transformations did not improve normality; analysis run on raw data.

High cutoff = 170, low cutoff = 68.5, based on IQR multiplier of 3.

Constituent: TDS Analysis Run 6/9/2026 2:49 PM View: Outlier Tests

Plant Bowen Client: Southern Company Data: Bowen 1, 2, 9, & 10

Tukey's Outlier Screening

GWC-44

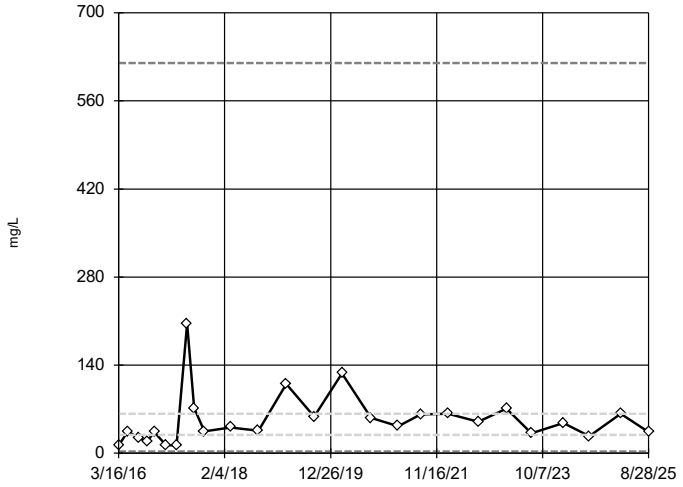

n = 26

No outliers found. Tukey's method selected by user.

Data were natural log transformed to achieve best W statistic (graph shown in original units).

High cutoff = 620.3, low cutoff = 2.985, based on IQR multiplier of 3.

Constituent: TDS Analysis Run 6/9/2026 2:49 PM View: Outlier Tests

Plant Bowen Client: Southern Company Data: Bowen 1, 2, 9, & 10

Sanitas™ v.10.1.06e Software licensed to Groundwater Stats Consulting. UG

Tukey's Outlier Screening

GWC-45

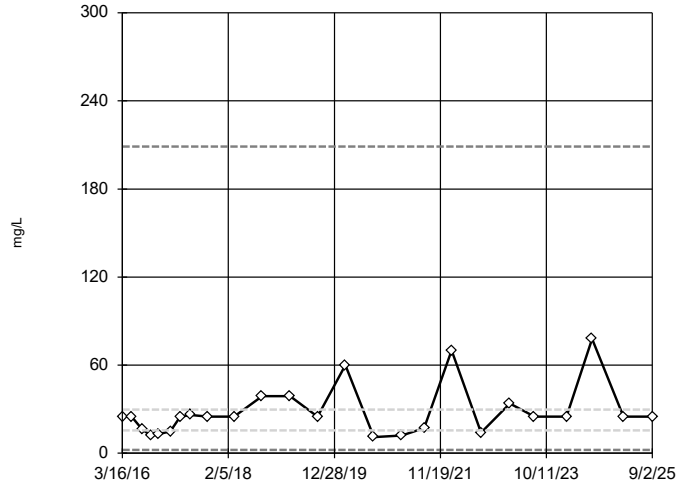

n = 25

No outliers found. Tukey's method selected by user.

Data were natural log transformed to achieve best W statistic (graph shown in original units).

High cutoff = 208.9, low cutoff = 2.201, based on IQR multiplier of 3.

Constituent: TDS Analysis Run 6/9/2026 2:49 PM View: Outlier Tests

Plant Bowen Client: Southern Company Data: Bowen 1, 2, 9, & 10

Sanitas™ v.10.1.06e Software licensed to Groundwater Stats Consulting. UG

Tukey's Outlier Screening

GWC-45R

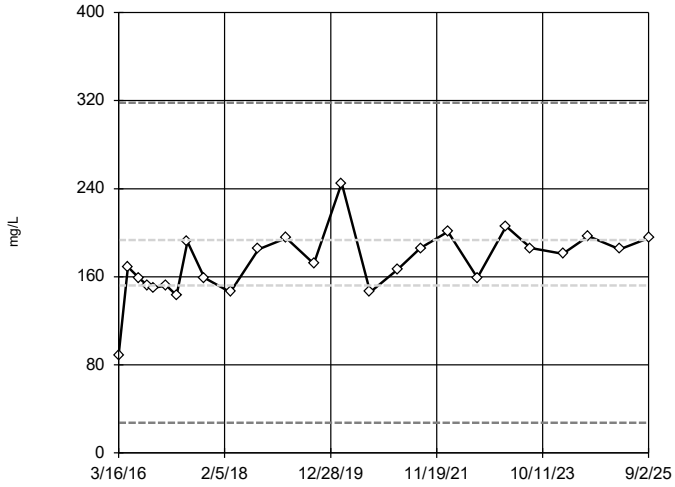

n = 25

No outliers found. Tukey's method selected by user.

Ladder of Powers transformations did not improve normality; analysis run on raw data.

High cutoff = 318, low cutoff = 27.5, based on IQR multiplier of 3.

Constituent: TDS Analysis Run 6/9/2026 2:49 PM View: Outlier Tests

Plant Bowen Client: Southern Company Data: Bowen 1, 2, 9, & 10

Sanitas™ v.10.1.06e Software licensed to Groundwater Stats Consulting. UG

Tukey's Outlier Screening

GWC-46R

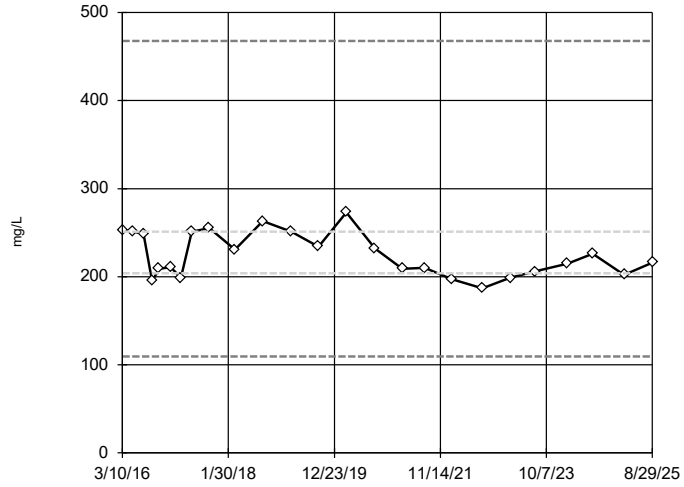

n = 25

No outliers found. Tukey's method selected by user.

Data were natural log transformed to achieve best W statistic (graph shown in original units).

High cutoff = 467.6, low cutoff = 109.5, based on IQR multiplier of 3.

Constituent: TDS Analysis Run 6/9/2026 2:49 PM View: Outlier Tests

Plant Bowen Client: Southern Company Data: Bowen 1, 2, 9, & 10

Sanitas™ v.10.1.06e Software licensed to Groundwater Stats Consulting. UG

Tukey's Outlier Screening

GWC-47

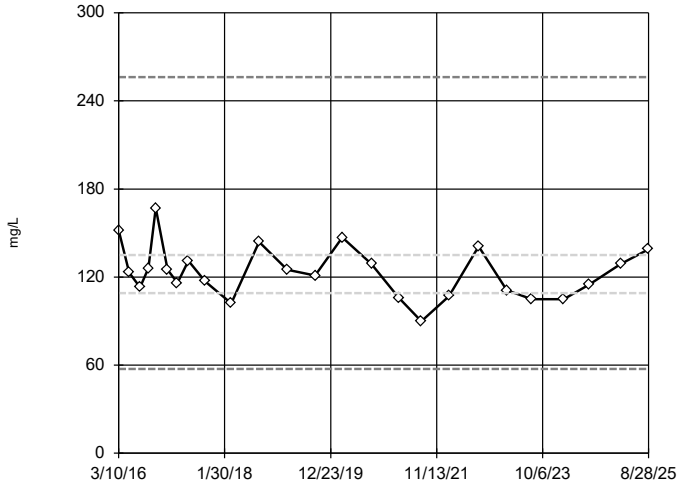

n = 25

No outliers found. Tukey's method selected by user.

Data were natural log transformed to achieve best W statistic (graph shown in original units).

High cutoff = 256.2, low cutoff = 57.41, based on IQR multiplier of 3.

Constituent: TDS Analysis Run 6/9/2026 2:49 PM View: Outlier Tests

Plant Bowen Client: Southern Company Data: Bowen 1, 2, 9, & 10

Sanitas™ v.10.1.06e Software licensed to Groundwater Stats Consulting. UG

Tukey's Outlier Screening

GWC-47R

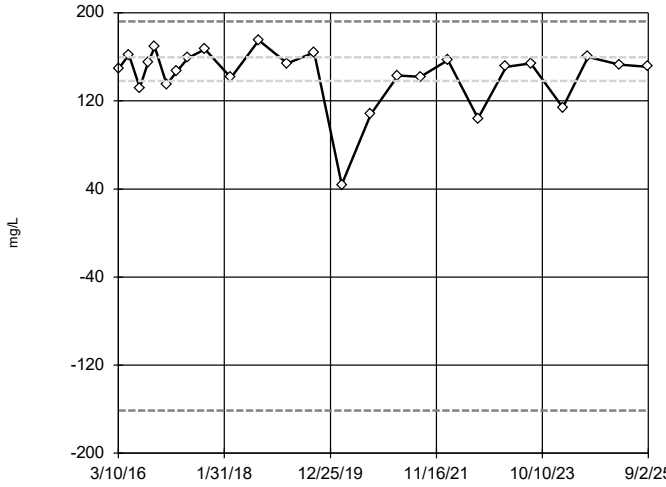

n = 25

No outliers found. Tukey's method selected by user.

Data were x^5 transformed to achieve best W statistic (graph shown in original units).

High cutoff = 192.2, low cutoff = -161.1, based on IQR multiplier of 3.

Constituent: TDS Analysis Run 6/9/2026 2:49 PM View: Outlier Tests

Plant Bowen Client: Southern Company Data: Bowen 1, 2, 9, & 10

Sanitas™ v.10.1.06e Software licensed to Groundwater Stats Consulting. UG

Tukey's Outlier Screening

GWC-48

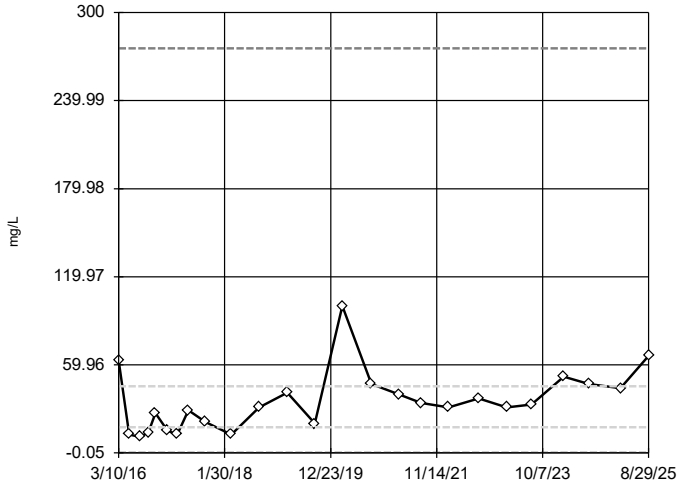

n = 25

No outliers found. Tukey's method selected by user.

Data were cube root transformed to achieve best W statistic (graph shown in original units).

High cutoff = 275.6, low cutoff = -0.04196, based on IQR multiplier of 3.

Constituent: TDS Analysis Run 6/9/2026 2:49 PM View: Outlier Tests

Plant Bowen Client: Southern Company Data: Bowen 1, 2, 9, & 10

Sanitas™ v.10.1.06e Software licensed to Groundwater Stats Consulting. UG

Tukey's Outlier Screening

GWC-49R

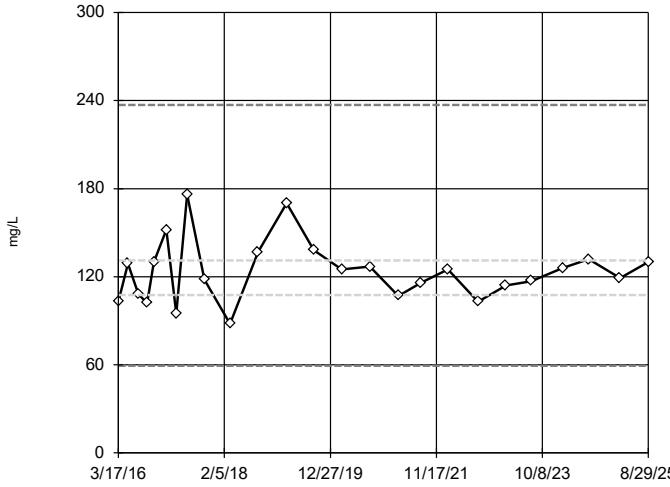

n = 25

No outliers found. Tukey's method selected by user.

Data were natural log transformed to achieve best W statistic (graph shown in original units).

High cutoff = 237, low cutoff = 59.41, based on IQR multiplier of 3.

Constituent: TDS Analysis Run 6/9/2026 2:49 PM View: Outlier Tests

Plant Bowen Client: Southern Company Data: Bowen 1, 2, 9, & 10

Tukey's Outlier Screening

GWC-49Z

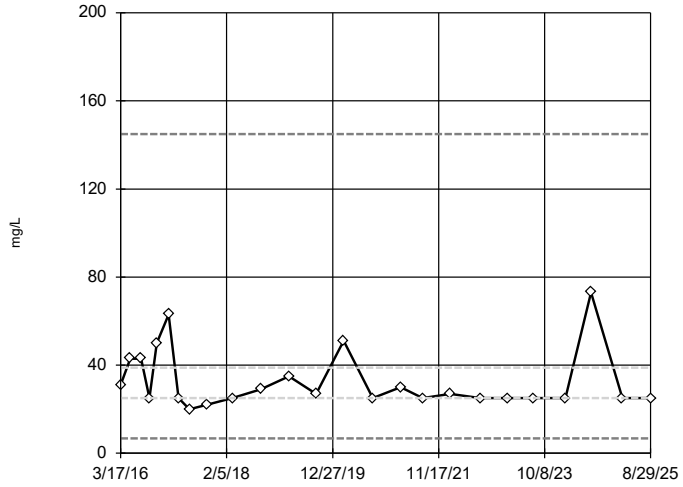

n = 25

No outliers found. Tukey's method selected by user.

Data were natural log transformed to achieve best W statistic (graph shown in original units).

High cutoff = 145, low cutoff = 6.69, based on IQR multiplier of 3.

Constituent: TDS Analysis Run 6/9/2026 2:49 PM View: Outlier Tests

Plant Bowen Client: Southern Company Data: Bowen 1, 2, 9, & 10

Sanitas™ v.10.1.06e Software licensed to Groundwater Stats Consulting. UG

Tukey's Outlier Screening

GWA-1 (bg)

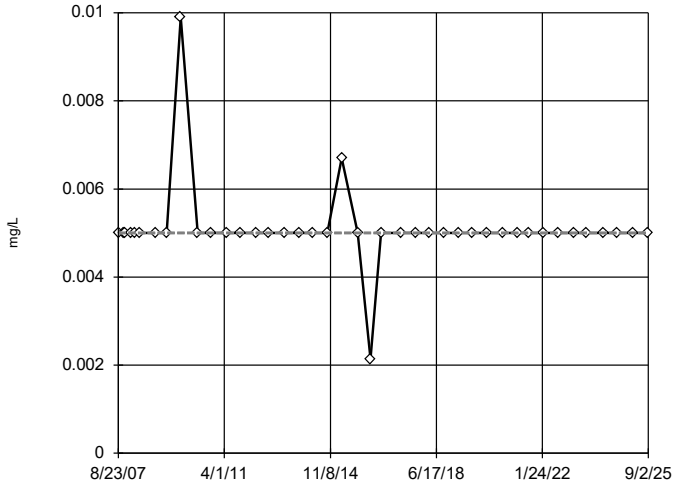

n = 41

No outliers found. Tukey's method selected by user.

Data were cube root transformed to achieve best W statistic (graph shown in original units).

The results were invalidated, because the lower and upper quartiles are equal.

Constituent: Vanadium Analysis Run 6/9/2026 2:49 PM View: Outlier Tests

Plant Bowen Client: Southern Company Data: Bowen 1, 2, 9, & 10

Sanitas™ v.10.1.06e Software licensed to Groundwater Stats Consulting. UG

Tukey's Outlier Screening

GWA-2 (bg)

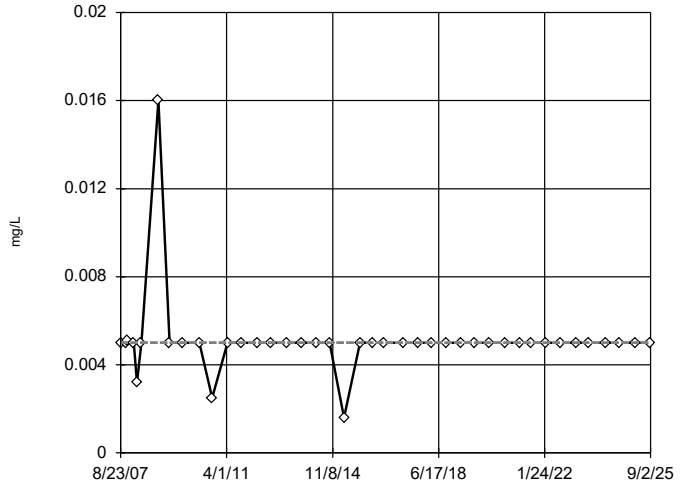

n = 41

No outliers found. Tukey's method selected by user.

Data were natural log transformed to achieve best W statistic (graph shown in original units).

The results were invalidated, because the lower and upper quartiles are equal.

Constituent: Vanadium Analysis Run 6/9/2026 2:49 PM View: Outlier Tests

Plant Bowen Client: Southern Company Data: Bowen 1, 2, 9, & 10

Sanitas™ v.10.1.06e Software licensed to Groundwater Stats Consulting. UG

Tukey's Outlier Screening

GWA-2R (bg)

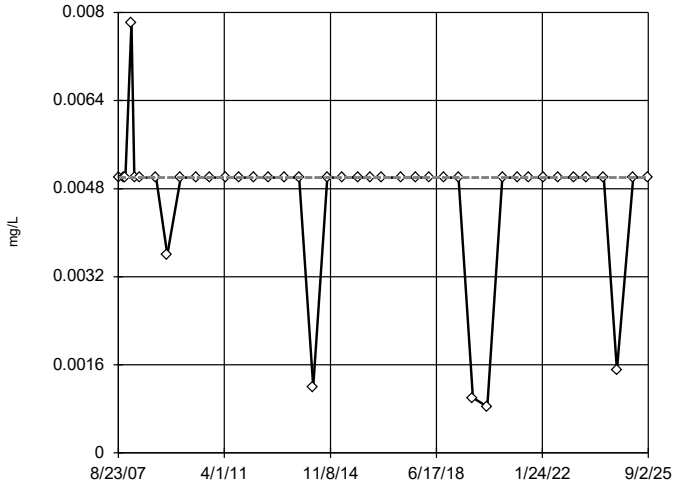

n = 41

No outliers found. Tukey's method selected by user.

Data were square transformed to achieve best W statistic (graph shown in original units).

The results were invalidated, because the lower and upper quartiles are equal.

Constituent: Vanadium Analysis Run 6/9/2026 2:49 PM View: Outlier Tests

Plant Bowen Client: Southern Company Data: Bowen 1, 2, 9, & 10

Sanitas™ v.10.1.06e Software licensed to Groundwater Stats Consulting. UG

Tukey's Outlier Screening

GWA-3A (bg)

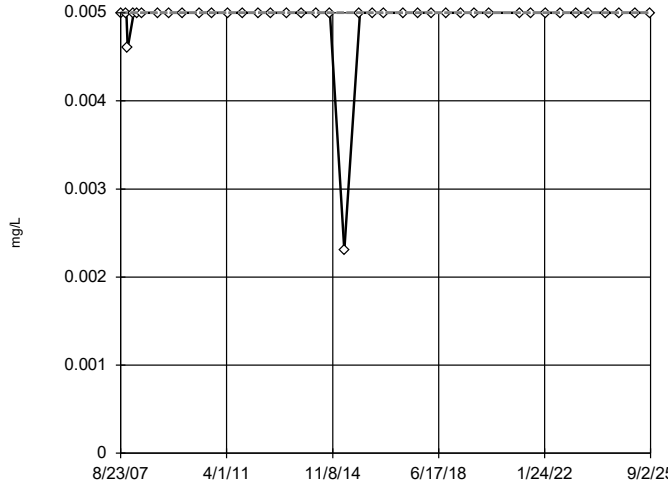

n = 40

No outliers found. Tukey's method selected by user.

Data were x^6 transformed to achieve best W statistic (graph shown in original units).

The results were invalidated, because the lower and upper quartiles are equal.

Constituent: Vanadium Analysis Run 6/9/2026 2:49 PM View: Outlier Tests

Plant Bowen Client: Southern Company Data: Bowen 1, 2, 9, & 10

Sanitas™ v.10.1.06e Software licensed to Groundwater Stats Consulting. UG

Tukey's Outlier Screening

GWA-4RZ (bg)

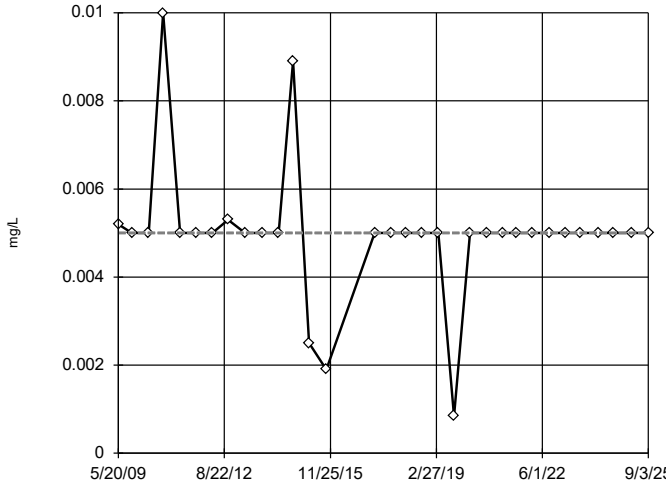

n = 32

No outliers found. Tukey's method selected by user.

Ladder of Powers transformations did not improve normality; analysis run on raw data.

The results were invalidated, because the lower and upper quartiles are equal.

Constituent: Vanadium Analysis Run 6/9/2026 2:49 PM View: Outlier Tests

Plant Bowen Client: Southern Company Data: Bowen 1, 2, 9, & 10

Sanitas™ v.10.1.06e Software licensed to Groundwater Stats Consulting. UG

Tukey's Outlier Screening

GWA-39RZ (bg)

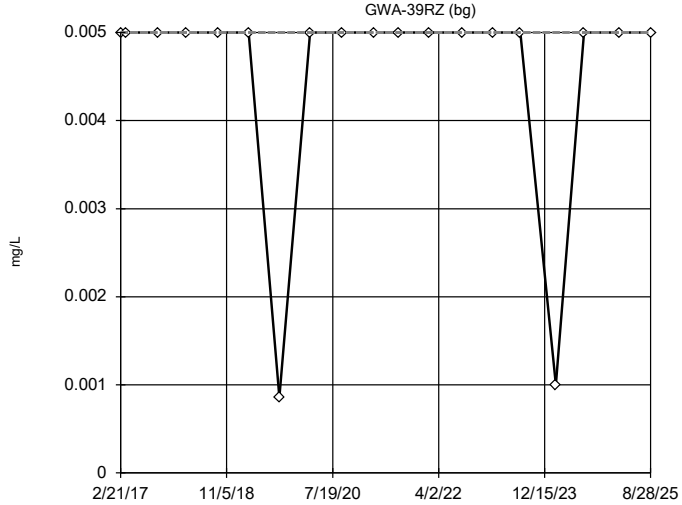

n = 19

No outliers found. Tukey's method selected by user.

Data were natural log transformed to achieve best W statistic (graph shown in original units).

The results were invalidated, because the lower and upper quartiles are equal.

Constituent: Vanadium Analysis Run 6/9/2026 2:49 PM View: Outlier Tests

Plant Bowen Client: Southern Company Data: Bowen 1, 2, 9, & 10

Sanitas™ v.10.1.06e Software licensed to Groundwater Stats Consulting. UG

Tukey's Outlier Screening

GWA-39Z (bg)

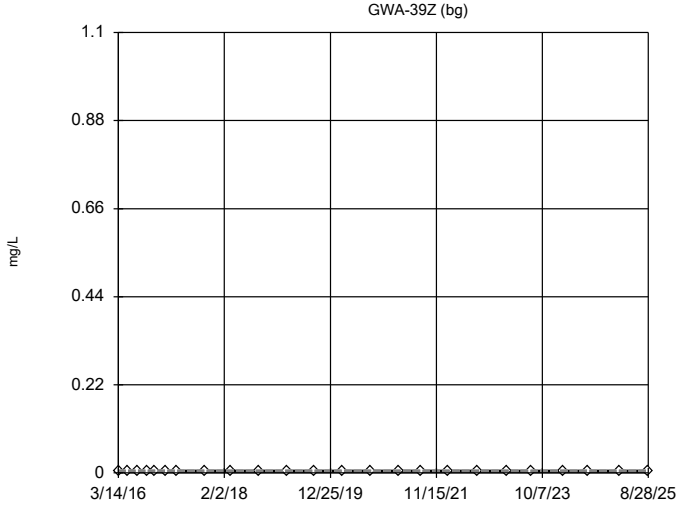

n = 24

No outliers found. Tukey's method selected by user.

All values are the same.

Constituent: Vanadium Analysis Run 6/9/2026 2:49 PM View: Outlier Tests

Plant Bowen Client: Southern Company Data: Bowen 1, 2, 9, & 10

Sanitas™ v.10.1.06e Software licensed to Groundwater Stats Consulting. UG

Tukey's Outlier Screening

GWA-40 (bg)

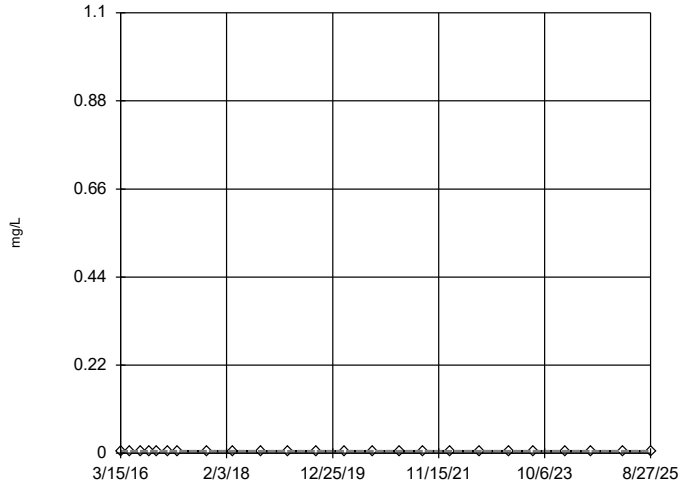

n = 24

No outliers found. Tukey's method selected by user.

All values are the same.

Constituent: Vanadium Analysis Run 6/9/2026 2:49 PM View: Outlier Tests

Plant Bowen Client: Southern Company Data: Bowen 1, 2, 9, & 10

Sanitas™ v.10.1.06e Software licensed to Groundwater Stats Consulting. UG

Tukey's Outlier Screening

GWA-41 (bg)

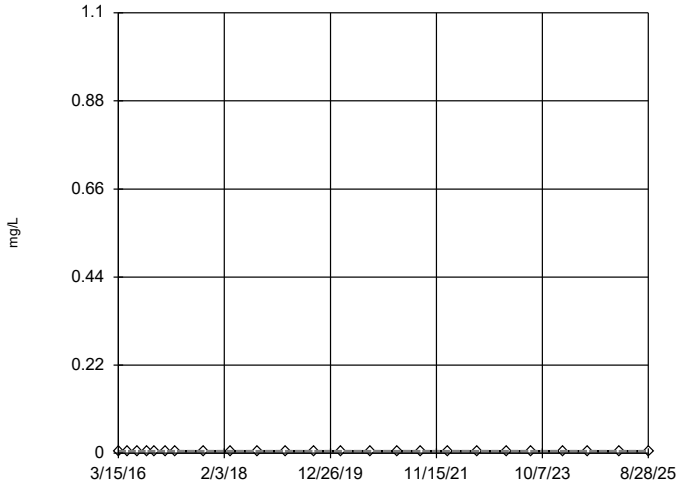

n = 24

No outliers found. Tukey's method selected by user.

All values are the same.

Constituent: Vanadium Analysis Run 6/9/2026 2:49 PM View: Outlier Tests

Plant Bowen Client: Southern Company Data: Bowen 1, 2, 9, & 10

Sanitas™ v.10.1.06e Software licensed to Groundwater Stats Consulting. UG

Tukey's Outlier Screening

GWA-41R (bg)

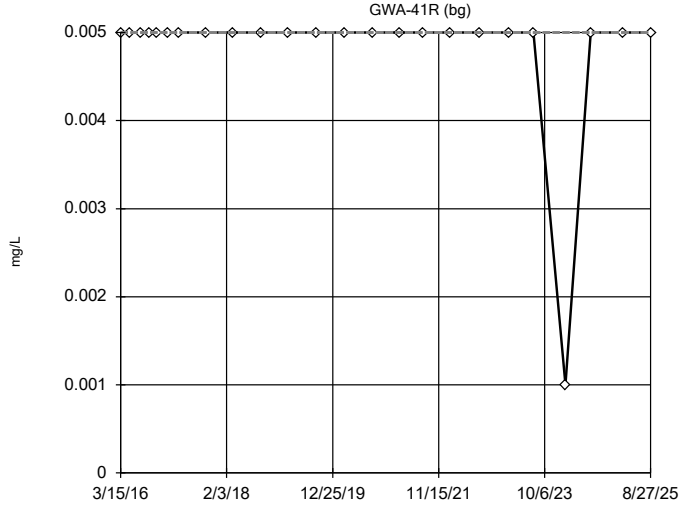

n = 24

No outliers found. Tukey's method selected by user.

Data were cube root transformed to achieve best W statistic (graph shown in original units).

The results were invalidated, because the lower and upper quartiles are equal.

Constituent: Vanadium Analysis Run 6/9/2026 2:50 PM View: Outlier Tests

Plant Bowen Client: Southern Company Data: Bowen 1, 2, 9, & 10

Sanitas™ v.10.1.06e Software licensed to Groundwater Stats Consulting. UG

Tukey's Outlier Screening

GWA-42 (bg)

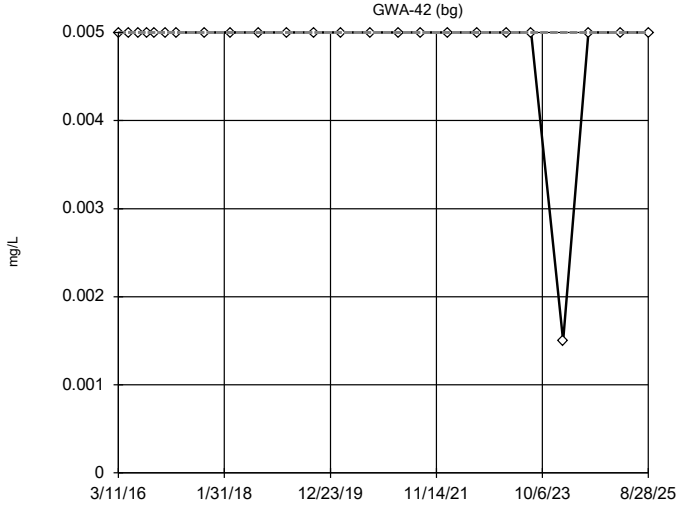

n = 24

No outliers found. Tukey's method selected by user.

Ladder of Powers transformations did not improve normality; analysis run on raw data.

The results were invalidated, because the lower and upper quartiles are equal.

Constituent: Vanadium Analysis Run 6/9/2026 2:50 PM View: Outlier Tests

Plant Bowen Client: Southern Company Data: Bowen 1, 2, 9, & 10

Sanitas™ v.10.1.06e Software licensed to Groundwater Stats Consulting. UG

Tukey's Outlier Screening

GWA-43 (bg)

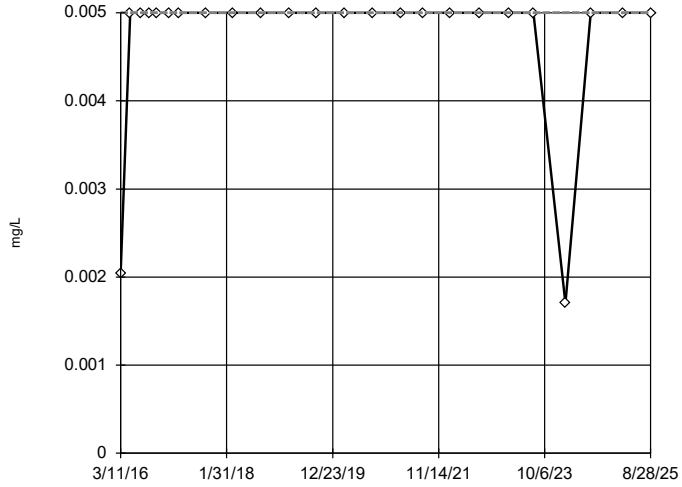

n = 24

No outliers found. Tukey's method selected by user.

Data were natural log transformed to achieve best W statistic (graph shown in original units).

The results were invalidated, because the lower and upper quartiles are equal.

Constituent: Vanadium Analysis Run 6/9/2026 2:50 PM View: Outlier Tests

Plant Bowen Client: Southern Company Data: Bowen 1, 2, 9, & 10

Sanitas™ v.10.1.06e Software licensed to Groundwater Stats Consulting. UG

Tukey's Outlier Screening

GWA-43R (bg)

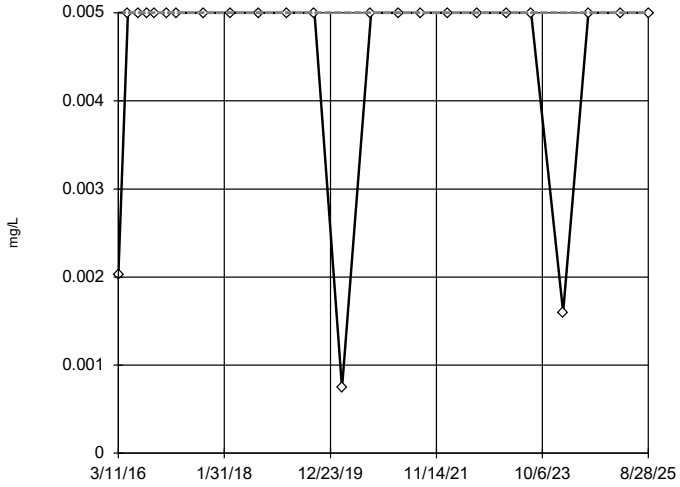

n = 24

No outliers found. Tukey's method selected by user.

Data were square root transformed to achieve best W statistic (graph shown in original units).

The results were invalidated, because the lower and upper quartiles are equal.

Constituent: Vanadium Analysis Run 6/9/2026 2:50 PM View: Outlier Tests

Plant Bowen Client: Southern Company Data: Bowen 1, 2, 9, & 10

Sanitas™ v.10.1.06e Software licensed to Groundwater Stats Consulting. UG

Tukey's Outlier Screening

GWA-50 (bg)

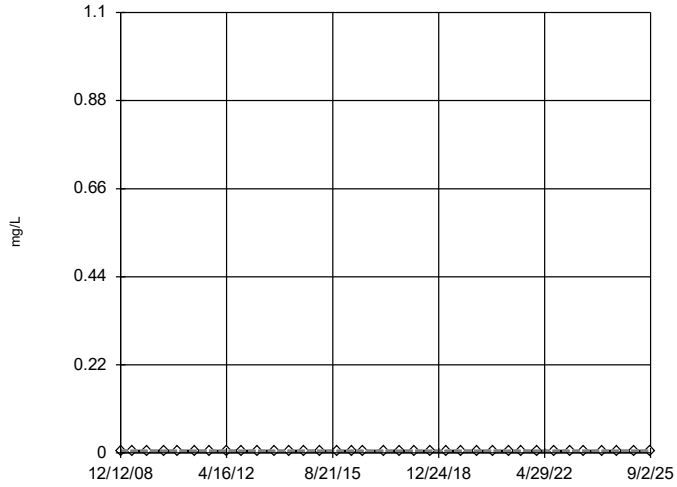

n = 35

No outliers found. Tukey's method selected by user.

All values are the same.

Constituent: Vanadium Analysis Run 6/9/2026 2:50 PM View: Outlier Tests

Plant Bowen Client: Southern Company Data: Bowen 1, 2, 9, & 10

Sanitas™ v.10.1.06e Software licensed to Groundwater Stats Consulting. UG

Tukey's Outlier Screening

GWA-50R (bg)

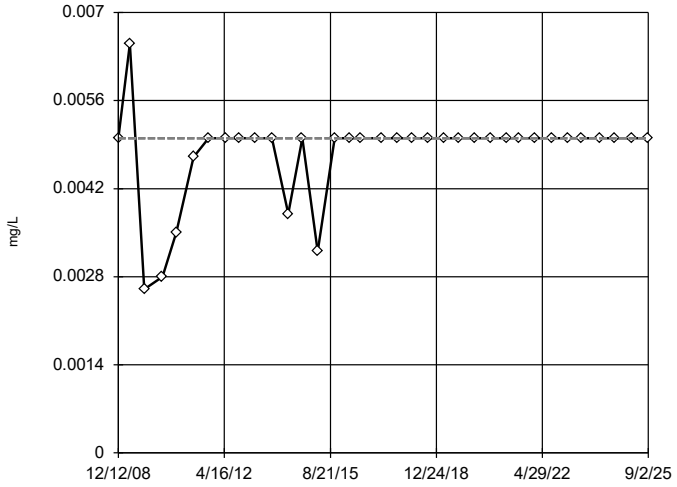

n = 35

No outliers found. Tukey's method selected by user.

Data were square transformed to achieve best W statistic (graph shown in original units).

The results were invalidated, because the lower and upper quartiles are equal.

Constituent: Vanadium Analysis Run 6/9/2026 2:50 PM View: Outlier Tests

Plant Bowen Client: Southern Company Data: Bowen 1, 2, 9, & 10

Tukey's Outlier Screening

GWC-5

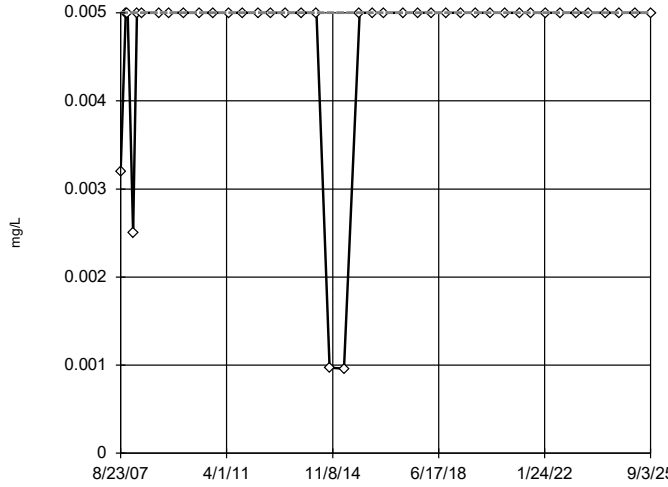

n = 41

No outliers found. Tukey's method selected by user.

Data were square transformed to achieve best W statistic (graph shown in original units).

The results were invalidated, because the lower and upper quartiles are equal.

Constituent: Vanadium Analysis Run 6/9/2026 2:50 PM View: Outlier Tests

Plant Bowen Client: Southern Company Data: Bowen 1, 2, 9, & 10

Sanitas™ v.10.1.06e Software licensed to Groundwater Stats Consulting. UG

Tukey's Outlier Screening

GWC-6

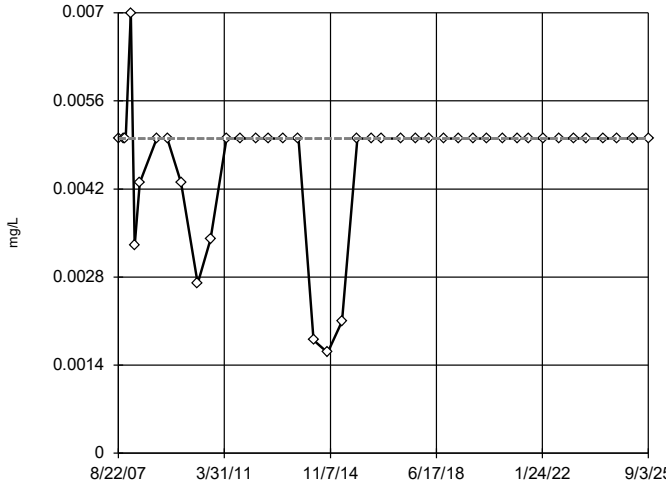

n = 41

No outliers found. Tukey's method selected by user.

Data were square transformed to achieve best W statistic (graph shown in original units).

The results were invalidated, because the lower and upper quartiles are equal.

Constituent: Vanadium Analysis Run 6/9/2026 2:50 PM View: Outlier Tests

Plant Bowen Client: Southern Company Data: Bowen 1, 2, 9, & 10

Sanitas™ v.10.1.06e Software licensed to Groundwater Stats Consulting. UG

Tukey's Outlier Screening

GWC-6RZ

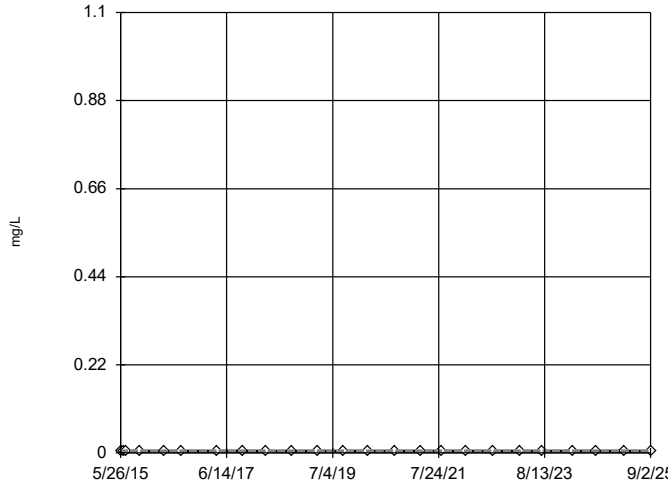

n = 24

No outliers found. Tukey's method selected by user.

All values are the same.

Constituent: Vanadium Analysis Run 6/9/2026 2:50 PM View: Outlier Tests

Plant Bowen Client: Southern Company Data: Bowen 1, 2, 9, & 10

Sanitas™ v.10.1.06e Software licensed to Groundwater Stats Consulting. UG

Tukey's Outlier Screening

GWC-7Z

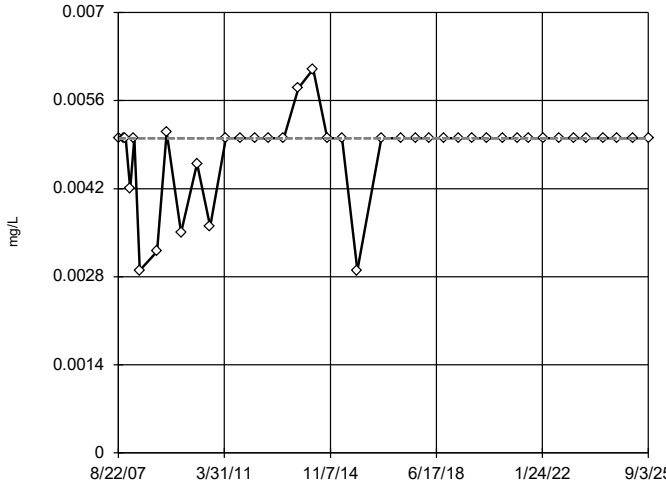

n = 40

No outliers found. Tukey's method selected by user.

Data were cube transformed to achieve best W statistic (graph shown in original units).

The results were invalidated, because the lower and upper quartiles are equal.

Constituent: Vanadium Analysis Run 6/9/2026 2:50 PM View: Outlier Tests

Plant Bowen Client: Southern Company Data: Bowen 1, 2, 9, & 10

Tukey's Outlier Screening

GWC-8RR

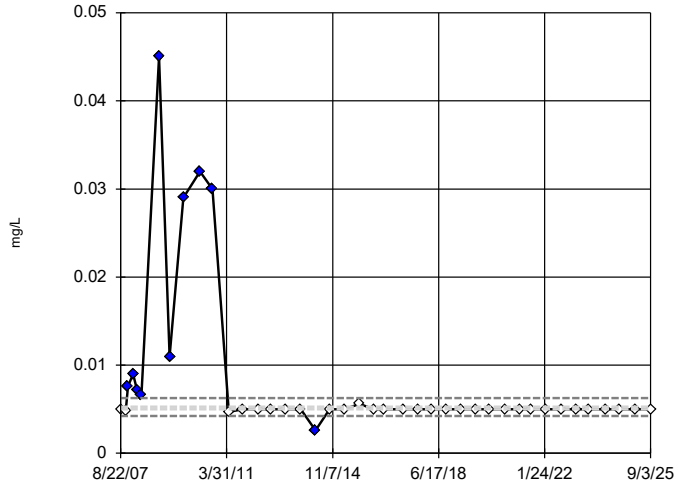

n = 41

Outliers are drawn as solid.
Tukey's method selected by user.

Data were natural log transformed to achieve best W statistic (graph shown in original units).

High cutoff = 0.006272, low cutoff = 0.004218, based on IQR multiplier of 3.

Constituent: Vanadium Analysis Run 6/9/2026 2:50 PM View: Outlier Tests
Plant Bowen Client: Southern Company Data: Bowen 1, 2, 9, & 10

Sanitas™ v.10.1.06e Software licensed to Groundwater Stats Consulting. UG

Tukey's Outlier Screening

GWC-8Z

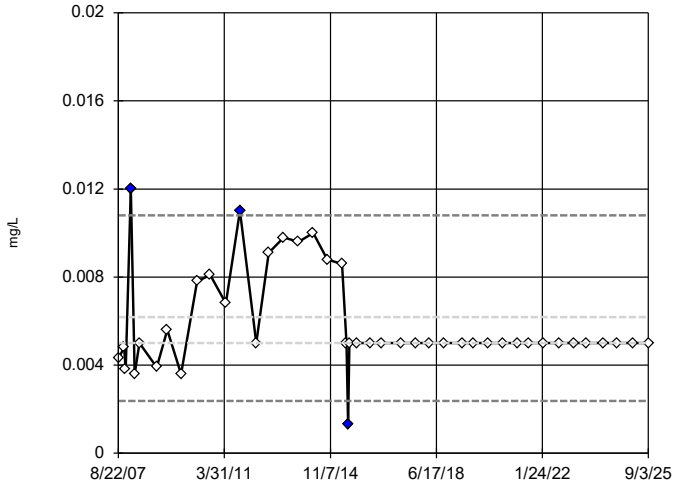

n = 44

Outliers are drawn as solid.
Tukey's method selected by user.

Data were cube root transformed to achieve best W statistic (graph shown in original units).

High cutoff = 0.01081, low cutoff = 0.002376, based on IQR multiplier of 3.

Constituent: Vanadium Analysis Run 6/9/2026 2:50 PM View: Outlier Tests
Plant Bowen Client: Southern Company Data: Bowen 1, 2, 9, & 10

Sanitas™ v.10.1.06e Software licensed to Groundwater Stats Consulting. UG

Tukey's Outlier Screening

GWC-9

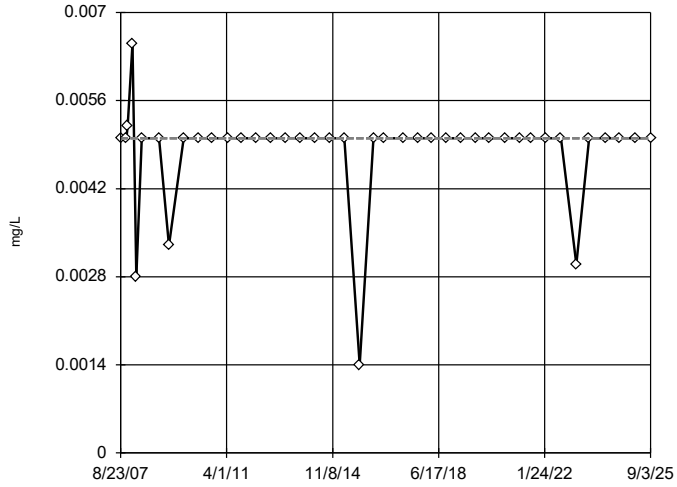

n = 41

No outliers found.
Tukey's method selected by user.

Data were cube transformed to achieve best W statistic (graph shown in original units).

The results were invalidated, because the lower and upper quartiles are equal.

Constituent: Vanadium Analysis Run 6/9/2026 2:50 PM View: Outlier Tests
Plant Bowen Client: Southern Company Data: Bowen 1, 2, 9, & 10

Sanitas™ v.10.1.06e Software licensed to Groundwater Stats Consulting. UG

Tukey's Outlier Screening

GWC-10

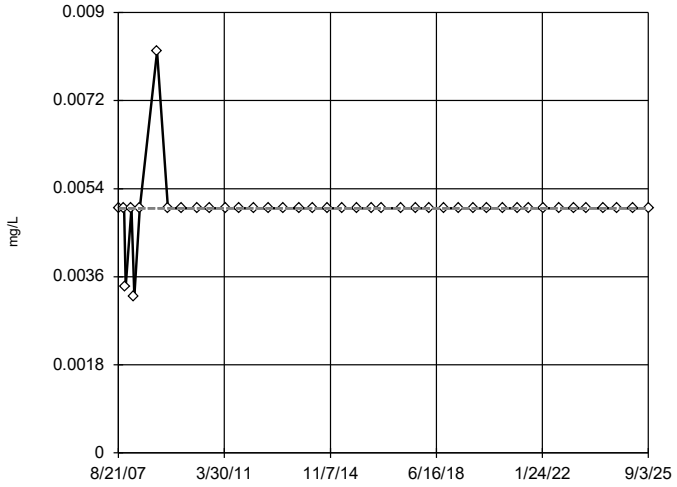

n = 41

No outliers found.
Tukey's method selected by user.

Data were natural log transformed to achieve best W statistic (graph shown in original units).

The results were invalidated, because the lower and upper quartiles are equal.

Constituent: Vanadium Analysis Run 6/9/2026 2:50 PM View: Outlier Tests
Plant Bowen Client: Southern Company Data: Bowen 1, 2, 9, & 10

Sanitas™ v.10.1.06e Software licensed to Groundwater Stats Consulting. UG

Tukey's Outlier Screening

GWC-10R

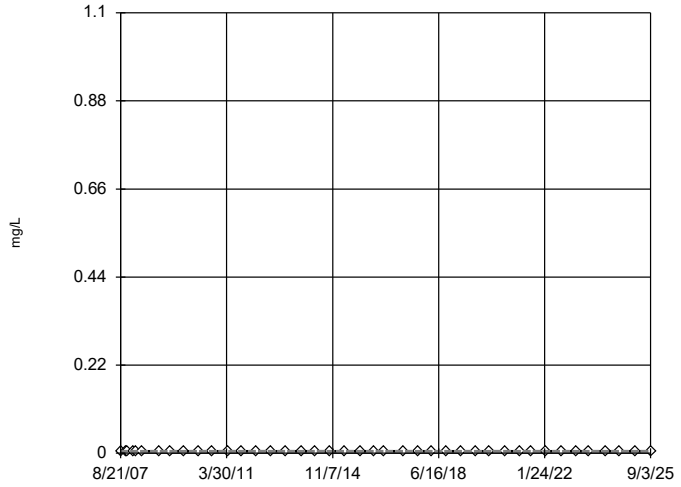

n = 41

No outliers found. Tukey's method selected by user.

All values are the same.

Constituent: Vanadium Analysis Run 6/9/2026 2:50 PM View: Outlier Tests

Plant Bowen Client: Southern Company Data: Bowen 1, 2, 9, & 10

Sanitas™ v.10.1.06e Software licensed to Groundwater Stats Consulting. UG

Tukey's Outlier Screening

GWC-11

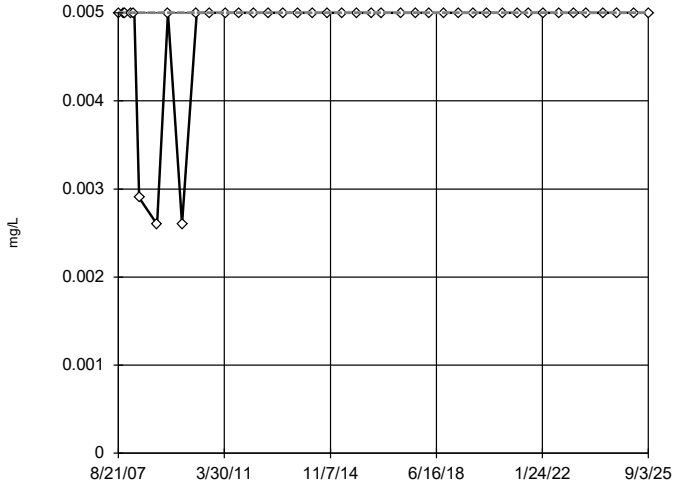

n = 41

No outliers found. Tukey's method selected by user.

Data were natural log transformed to achieve best W statistic (graph shown in original units).

The results were invalidated, because the lower and upper quartiles are equal.

Constituent: Vanadium Analysis Run 6/9/2026 2:50 PM View: Outlier Tests

Plant Bowen Client: Southern Company Data: Bowen 1, 2, 9, & 10

Sanitas™ v.10.1.06e Software licensed to Groundwater Stats Consulting. UG

Tukey's Outlier Screening

GWC-11R

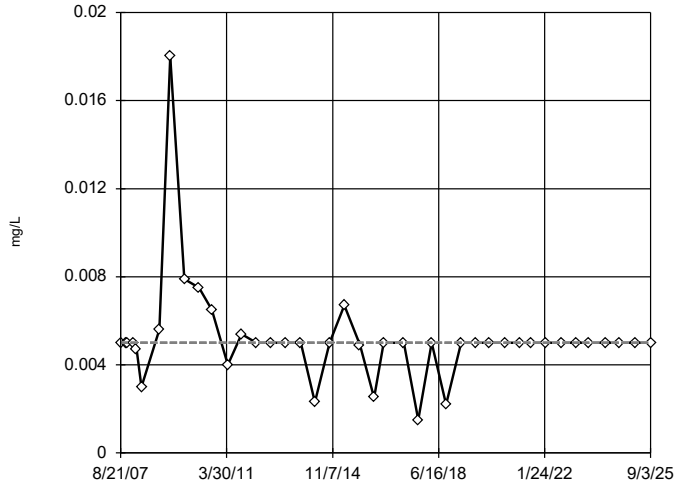

n = 41

No outliers found. Tukey's method selected by user.

Data were natural log transformed to achieve best W statistic (graph shown in original units).

The results were invalidated, because the lower and upper quartiles are equal.

Constituent: Vanadium Analysis Run 6/9/2026 2:50 PM View: Outlier Tests

Plant Bowen Client: Southern Company Data: Bowen 1, 2, 9, & 10

Sanitas™ v.10.1.06e Software licensed to Groundwater Stats Consulting. UG

Tukey's Outlier Screening

GWC-12

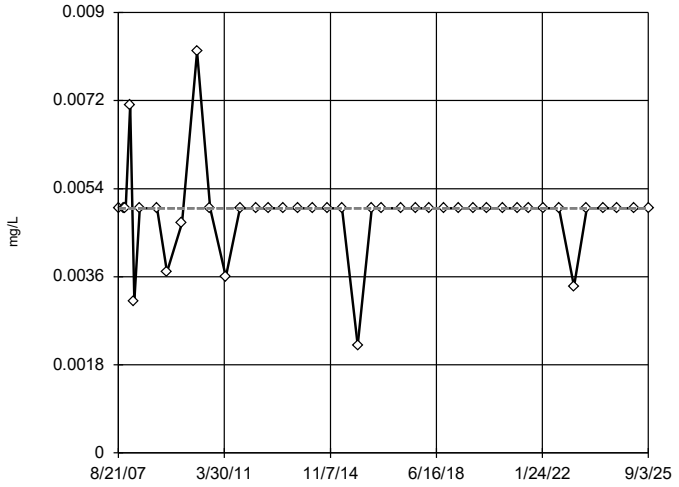

n = 41

No outliers found. Tukey's method selected by user.

Data were square root transformed to achieve best W statistic (graph shown in original units).

The results were invalidated, because the lower and upper quartiles are equal.

Constituent: Vanadium Analysis Run 6/9/2026 2:50 PM View: Outlier Tests

Plant Bowen Client: Southern Company Data: Bowen 1, 2, 9, & 10

Tukey's Outlier Screening

GWC-13

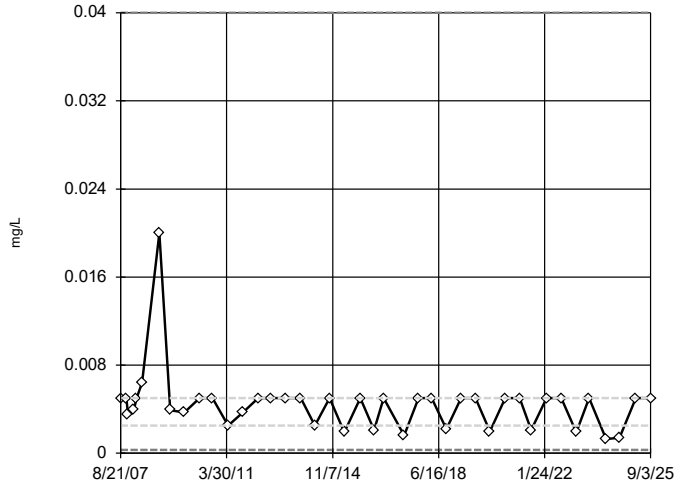

n = 41

No outliers found. Tukey's method selected by user.

Data were natural log transformed to achieve best W statistic (graph shown in original units).

High cutoff = 0.04, low cutoff = 0.0003125, based on IQR multiplier of 3.

Constituent: Vanadium Analysis Run 6/9/2026 2:50 PM View: Outlier Tests

Plant Bowen Client: Southern Company Data: Bowen 1, 2, 9, & 10

Sanitas™ v.10.1.06e Software licensed to Groundwater Stats Consulting. UG

Tukey's Outlier Screening

GWC-13RZ

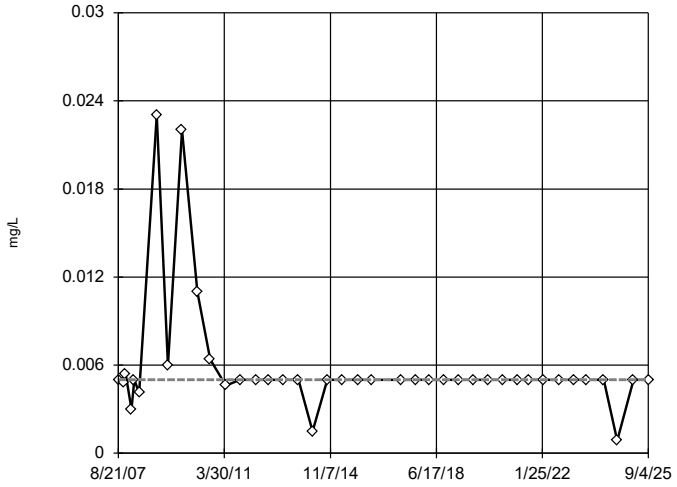

n = 40

No outliers found. Tukey's method selected by user.

Data were natural log transformed to achieve best W statistic (graph shown in original units).

The results were invalidated, because the lower and upper quartiles are equal.

Constituent: Vanadium Analysis Run 6/9/2026 2:50 PM View: Outlier Tests

Plant Bowen Client: Southern Company Data: Bowen 1, 2, 9, & 10

Sanitas™ v.10.1.06e Software licensed to Groundwater Stats Consulting. UG

Tukey's Outlier Screening

GWC-14Z

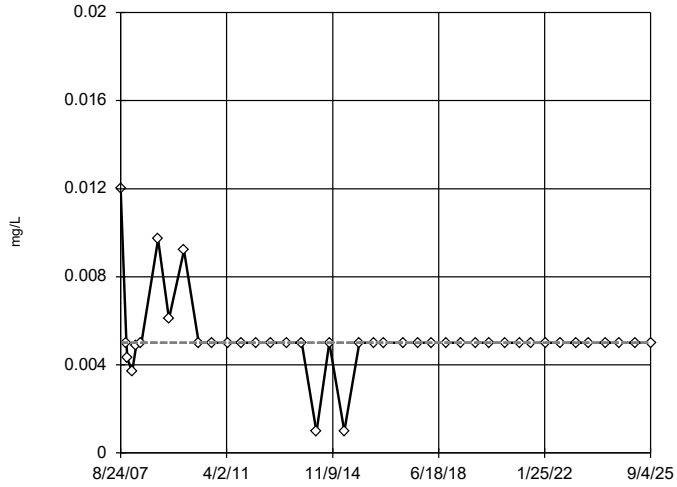

n = 41

No outliers found. Tukey's method selected by user.

Data were square root transformed to achieve best W statistic (graph shown in original units).

The results were invalidated, because the lower and upper quartiles are equal.

Constituent: Vanadium Analysis Run 6/9/2026 2:50 PM View: Outlier Tests

Plant Bowen Client: Southern Company Data: Bowen 1, 2, 9, & 10

Sanitas™ v.10.1.06e Software licensed to Groundwater Stats Consulting. UG

Tukey's Outlier Screening

GWC-15R

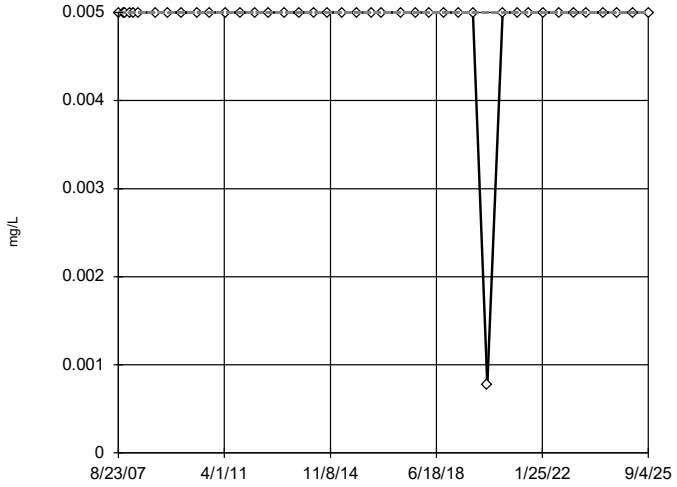

n = 41

No outliers found. Tukey's method selected by user.

Ladder of Powers transformations did not improve normality; analysis run on raw data.

The results were invalidated, because the lower and upper quartiles are equal.

Constituent: Vanadium Analysis Run 6/9/2026 2:50 PM View: Outlier Tests

Plant Bowen Client: Southern Company Data: Bowen 1, 2, 9, & 10

Sanitas™ v.10.1.06e Software licensed to Groundwater Stats Consulting. UG

Tukey's Outlier Screening

GWC-15Z

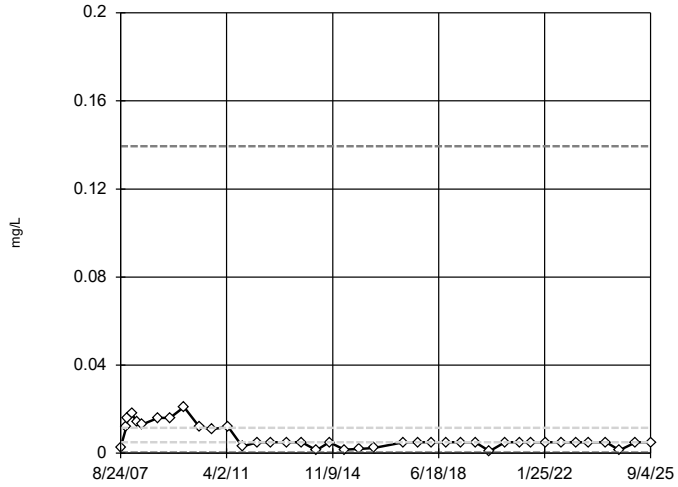

n = 40

No outliers found. Tukey's method selected by user.

Data were natural log transformed to achieve best W statistic (graph shown in original units).

High cutoff = 0.1394, low cutoff = 0.0004121, based on IQR multiplier of 3.

Constituent: Vanadium Analysis Run 6/9/2026 2:50 PM View: Outlier Tests

Plant Bowen Client: Southern Company Data: Bowen 1, 2, 9, & 10

Sanitas™ v.10.1.06e Software licensed to Groundwater Stats Consulting. UG

Tukey's Outlier Screening

GWC-44

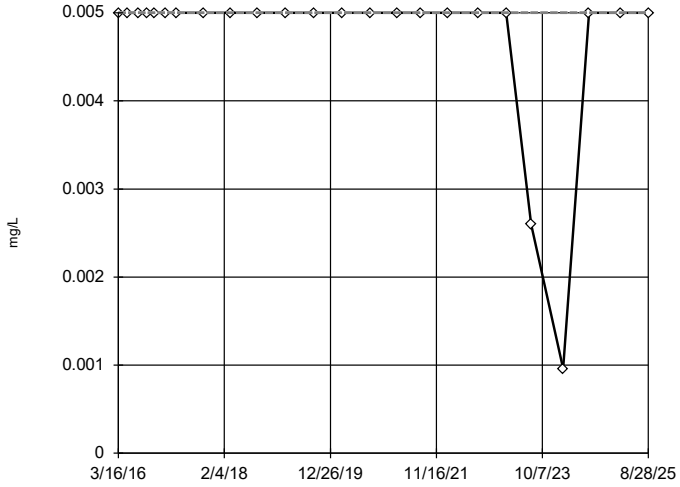

n = 24

No outliers found. Tukey's method selected by user.

Data were square transformed to achieve best W statistic (graph shown in original units).

The results were invalidated, because the lower and upper quartiles are equal.

Constituent: Vanadium Analysis Run 6/9/2026 2:50 PM View: Outlier Tests

Plant Bowen Client: Southern Company Data: Bowen 1, 2, 9, & 10

Sanitas™ v.10.1.06e Software licensed to Groundwater Stats Consulting. UG

Tukey's Outlier Screening

GWC-45

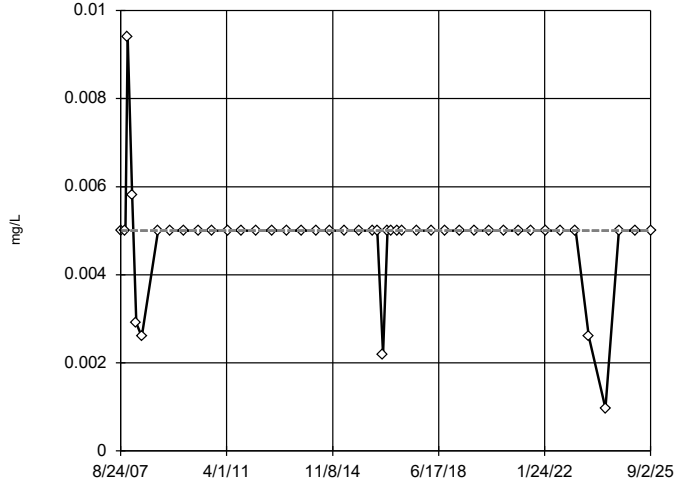

n = 45

No outliers found. Tukey's method selected by user.

Ladder of Powers transformations did not improve normality; analysis run on raw data.

The results were invalidated, because the lower and upper quartiles are equal.

Constituent: Vanadium Analysis Run 6/9/2026 2:50 PM View: Outlier Tests

Plant Bowen Client: Southern Company Data: Bowen 1, 2, 9, & 10

Sanitas™ v.10.1.06e Software licensed to Groundwater Stats Consulting. UG

Tukey's Outlier Screening

GWC-45R

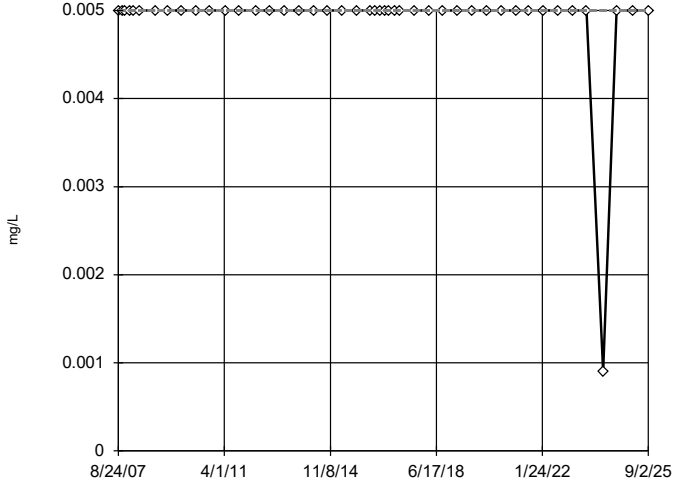

n = 45

No outliers found. Tukey's method selected by user.

Data were cube root transformed to achieve best W statistic (graph shown in original units).

The results were invalidated, because the lower and upper quartiles are equal.

Constituent: Vanadium Analysis Run 6/9/2026 2:50 PM View: Outlier Tests

Plant Bowen Client: Southern Company Data: Bowen 1, 2, 9, & 10

Sanitas™ v.10.1.06e Software licensed to Groundwater Stats Consulting. UG

Tukey's Outlier Screening

GWC-46R

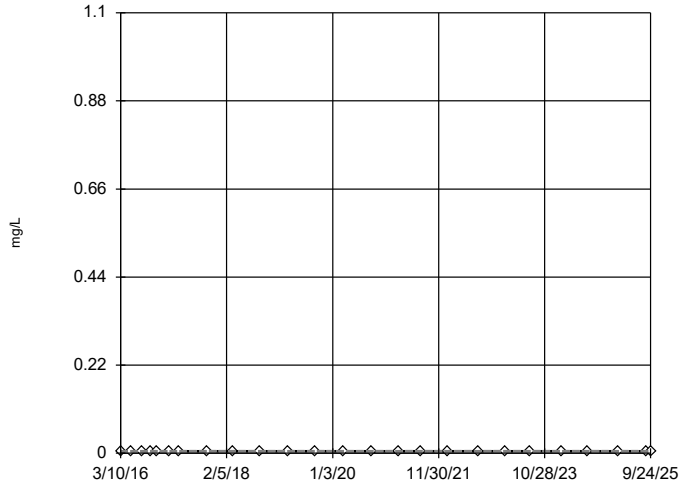

n = 25

No outliers found. Tukey's method selected by user.

All values are the same.

Constituent: Vanadium Analysis Run 6/9/2026 2:50 PM View: Outlier Tests

Plant Bowen Client: Southern Company Data: Bowen 1, 2, 9, & 10

Sanitas™ v.10.1.06e Software licensed to Groundwater Stats Consulting. UG

Tukey's Outlier Screening

GWC-47

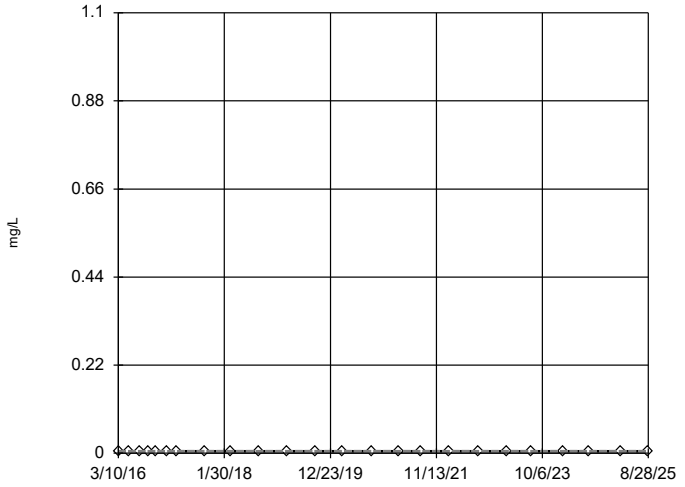

n = 24

No outliers found. Tukey's method selected by user.

All values are the same.

Constituent: Vanadium Analysis Run 6/9/2026 2:50 PM View: Outlier Tests

Plant Bowen Client: Southern Company Data: Bowen 1, 2, 9, & 10

Sanitas™ v.10.1.06e Software licensed to Groundwater Stats Consulting. UG

Tukey's Outlier Screening

GWC-47R

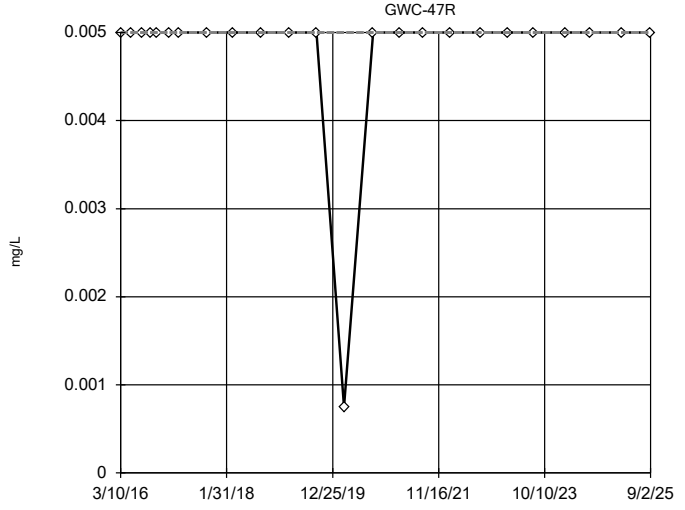

n = 24

No outliers found. Tukey's method selected by user.

Data were natural log transformed to achieve best W statistic (graph shown in original units).

The results were invalidated, because the lower and upper quartiles are equal.

Constituent: Vanadium Analysis Run 6/9/2026 2:50 PM View: Outlier Tests

Plant Bowen Client: Southern Company Data: Bowen 1, 2, 9, & 10

Sanitas™ v.10.1.06e Software licensed to Groundwater Stats Consulting. UG

Tukey's Outlier Screening

GWC-48

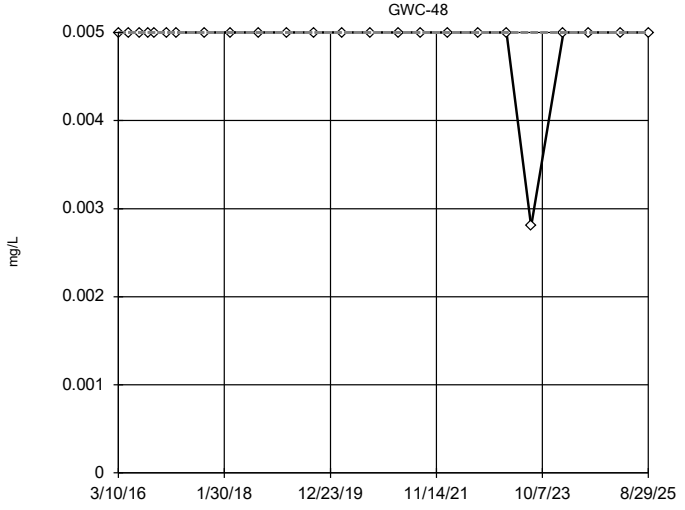

n = 24

No outliers found. Tukey's method selected by user.

Ladder of Powers transformations did not improve normality; analysis run on raw data.

The results were invalidated, because the lower and upper quartiles are equal.

Constituent: Vanadium Analysis Run 6/9/2026 2:50 PM View: Outlier Tests

Plant Bowen Client: Southern Company Data: Bowen 1, 2, 9, & 10

Sanitas™ v.10.1.06e Software licensed to Groundwater Stats Consulting. UG

Tukey's Outlier Screening

GWC-49R

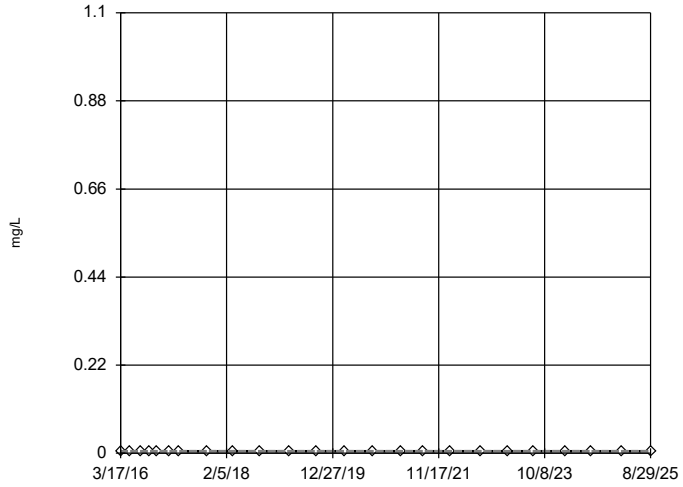

n = 24

No outliers found. Tukey's method select-ed by user.

All values are the same.

Constituent: Vanadium Analysis Run 6/9/2026 2:50 PM View: Outlier Tests

Plant Bowen Client: Southern Company Data: Bowen 1, 2, 9, & 10

Sanitas™ v.10.1.06e Software licensed to Groundwater Stats Consulting. UG

Tukey's Outlier Screening

GWC-49Z

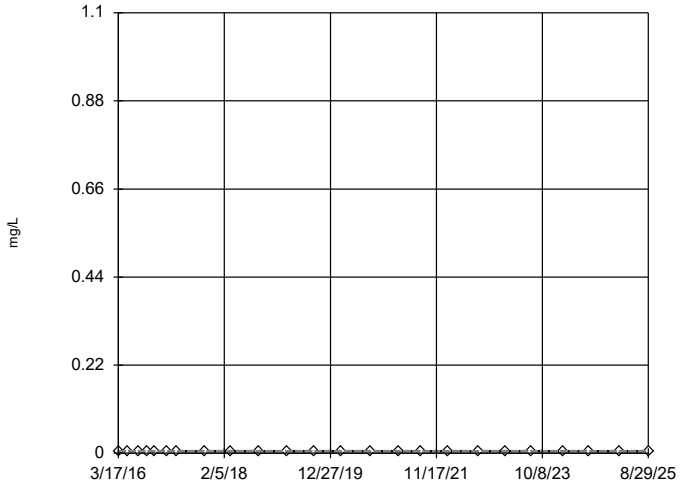

n = 24

No outliers found. Tukey's method select-ed by user.

All values are the same.

Constituent: Vanadium Analysis Run 6/9/2026 2:50 PM View: Outlier Tests

Plant Bowen Client: Southern Company Data: Bowen 1, 2, 9, & 10

Sanitas™ v.10.1.06e Software licensed to Groundwater Stats Consulting. UG

Tukey's Outlier Screening

GWA-1 (bg)

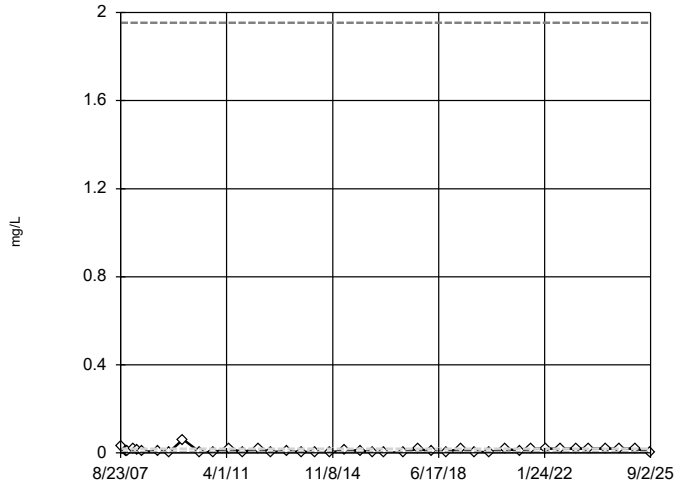

n = 41

No outliers found. Tukey's method select-ed by user.

Data were natural log transformed to achieve best W statistic (graph shown in original units).

High cutoff = 1.953, low cutoff = 0.00004446, based on IQR multiplier of 3.

Constituent: Zinc Analysis Run 6/9/2026 2:50 PM View: Outlier Tests

Plant Bowen Client: Southern Company Data: Bowen 1, 2, 9, & 10

Sanitas™ v.10.1.06e Software licensed to Groundwater Stats Consulting. UG

Tukey's Outlier Screening

GWA-2 (bg)

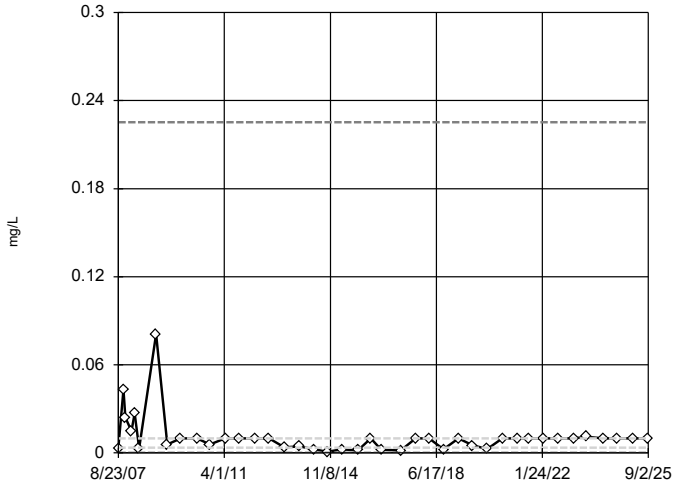

n = 41

No outliers found. Tukey's method select-ed by user.

Data were natural log transformed to achieve best W statistic (graph shown in original units).

High cutoff = 0.2252, low cutoff = 0.0001573, based on IQR multiplier of 3.

Constituent: Zinc Analysis Run 6/9/2026 2:50 PM View: Outlier Tests

Plant Bowen Client: Southern Company Data: Bowen 1, 2, 9, & 10

Tukey's Outlier Screening

GWA-2R (bg)

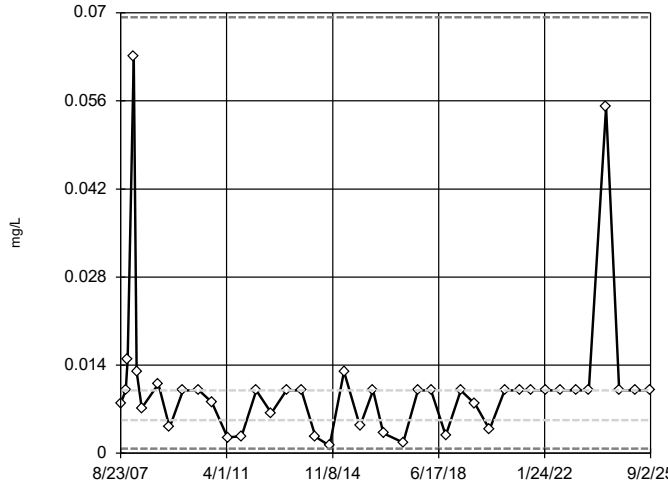

n = 41

No outliers found. Tukey's method selected by user.

Data were natural log transformed to achieve best W statistic (graph shown in original units).

High cutoff = 0.06927, low cutoff = 0.0007574, based on IQR multiplier of 3.

Constituent: Zinc Analysis Run 6/9/2026 2:50 PM View: Outlier Tests

Plant Bowen Client: Southern Company Data: Bowen 1, 2, 9, & 10

Sanitas™ v.10.1.06e Software licensed to Groundwater Stats Consulting. UG

Tukey's Outlier Screening

GWA-3A (bg)

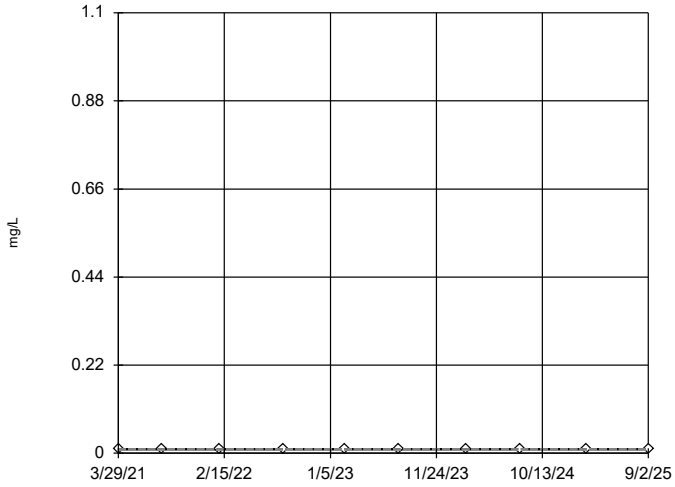

n = 10

No outliers found. Tukey's method selected by user.

All values are the same.

Constituent: Zinc Analysis Run 6/9/2026 2:50 PM View: Outlier Tests

Plant Bowen Client: Southern Company Data: Bowen 1, 2, 9, & 10

Sanitas™ v.10.1.06e Software licensed to Groundwater Stats Consulting. UG

Tukey's Outlier Screening

GWA-4RZ (bg)

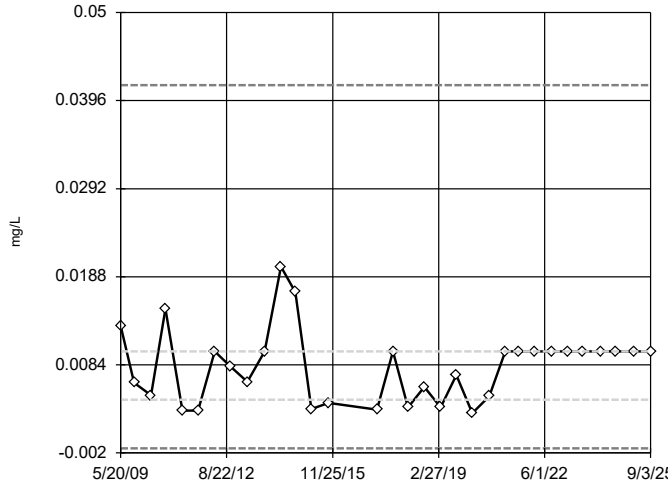

n = 32

No outliers found. Tukey's method selected by user.

Data were square root transformed to achieve best W statistic (graph shown in original units).

High cutoff = 0.04141, low cutoff = -0.001443, based on IQR multiplier of 3.

Constituent: Zinc Analysis Run 6/9/2026 2:50 PM View: Outlier Tests

Plant Bowen Client: Southern Company Data: Bowen 1, 2, 9, & 10

Sanitas™ v.10.1.06e Software licensed to Groundwater Stats Consulting. UG

Tukey's Outlier Screening

GWA-39RZ (bg)

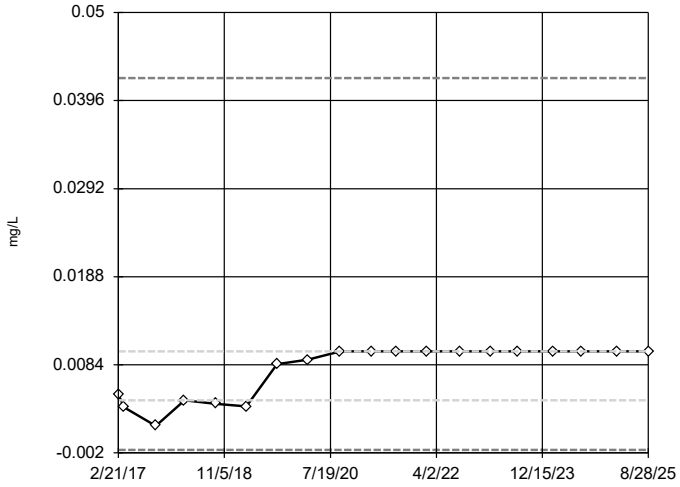

n = 19

No outliers found. Tukey's method selected by user.

Data were square root transformed to achieve best W statistic (graph shown in original units).

High cutoff = 0.04226, low cutoff = -0.001662, based on IQR multiplier of 3.

Constituent: Zinc Analysis Run 6/9/2026 2:50 PM View: Outlier Tests

Plant Bowen Client: Southern Company Data: Bowen 1, 2, 9, & 10

Sanitas™ v.10.1.06e Software licensed to Groundwater Stats Consulting. UG

Tukey's Outlier Screening

GWA-39Z (bg)

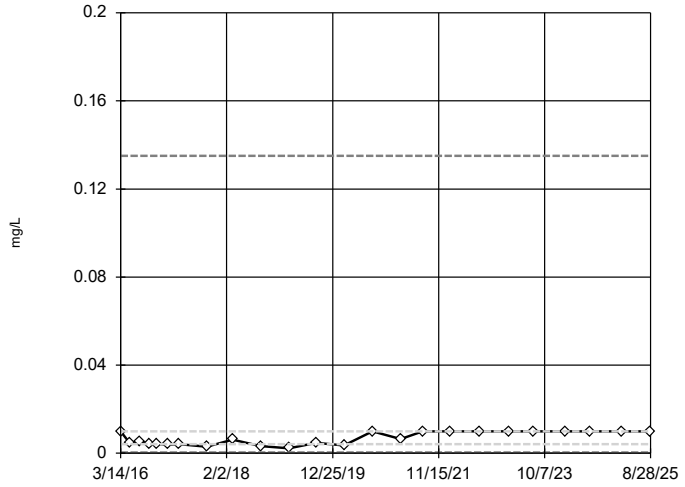

n = 24

No outliers found. Tukey's method selected by user.

Data were natural log transformed to achieve best W statistic (graph shown in original units).

High cutoff = 0.1351, low cutoff = 0.0003108, based on IQR multiplier of 3.

Constituent: Zinc Analysis Run 6/9/2026 2:50 PM View: Outlier Tests

Plant Bowen Client: Southern Company Data: Bowen 1, 2, 9, & 10

Sanitas™ v.10.1.06e Software licensed to Groundwater Stats Consulting. UG

Tukey's Outlier Screening

GWA-40 (bg)

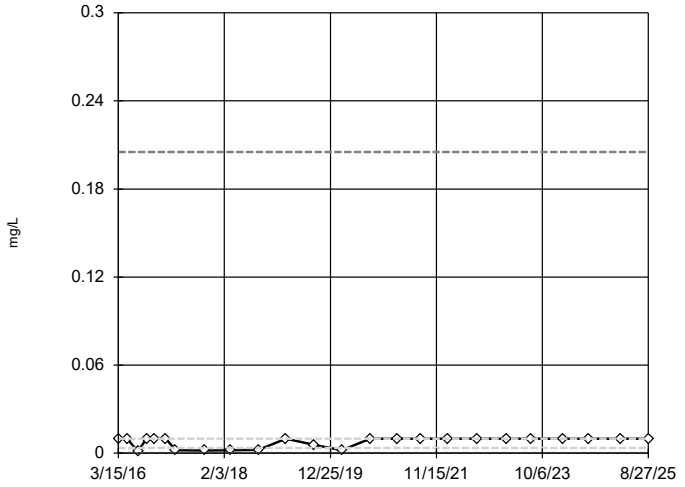

n = 24

No outliers found. Tukey's method selected by user.

Data were natural log transformed to achieve best W statistic (graph shown in original units).

High cutoff = 0.2052, low cutoff = 0.000178, based on IQR multiplier of 3.

Constituent: Zinc Analysis Run 6/9/2026 2:50 PM View: Outlier Tests

Plant Bowen Client: Southern Company Data: Bowen 1, 2, 9, & 10

Sanitas™ v.10.1.06e Software licensed to Groundwater Stats Consulting. UG

Tukey's Outlier Screening

GWA-41 (bg)

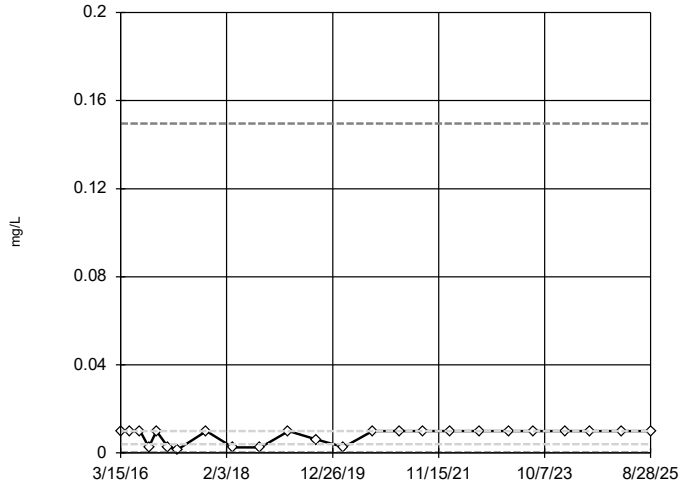

n = 24

No outliers found. Tukey's method selected by user.

Data were natural log transformed to achieve best W statistic (graph shown in original units).

High cutoff = 0.1496, low cutoff = 0.0002713, based on IQR multiplier of 3.

Constituent: Zinc Analysis Run 6/9/2026 2:50 PM View: Outlier Tests

Plant Bowen Client: Southern Company Data: Bowen 1, 2, 9, & 10

Sanitas™ v.10.1.06e Software licensed to Groundwater Stats Consulting. UG

Tukey's Outlier Screening

GWA-41R (bg)

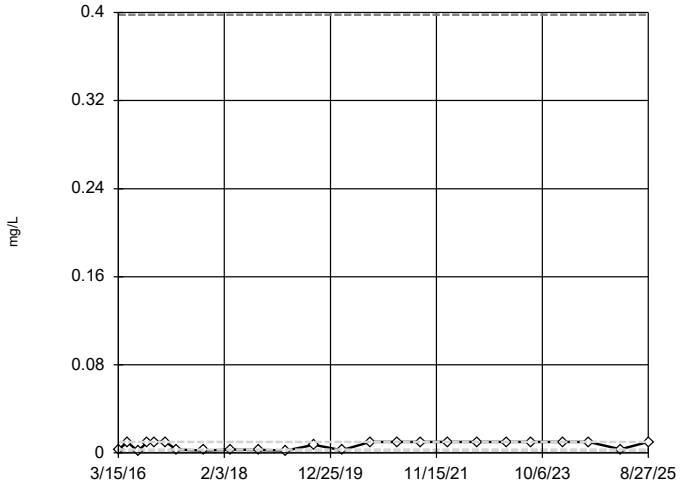

n = 24

No outliers found. Tukey's method selected by user.

Data were natural log transformed to achieve best W statistic (graph shown in original units).

High cutoff = 0.3979, low cutoff = 0.00007362, based on IQR multiplier of 3.

Constituent: Zinc Analysis Run 6/9/2026 2:50 PM View: Outlier Tests

Plant Bowen Client: Southern Company Data: Bowen 1, 2, 9, & 10

Sanitas™ v.10.1.06e Software licensed to Groundwater Stats Consulting. UG

Tukey's Outlier Screening

GWA-42 (bg)

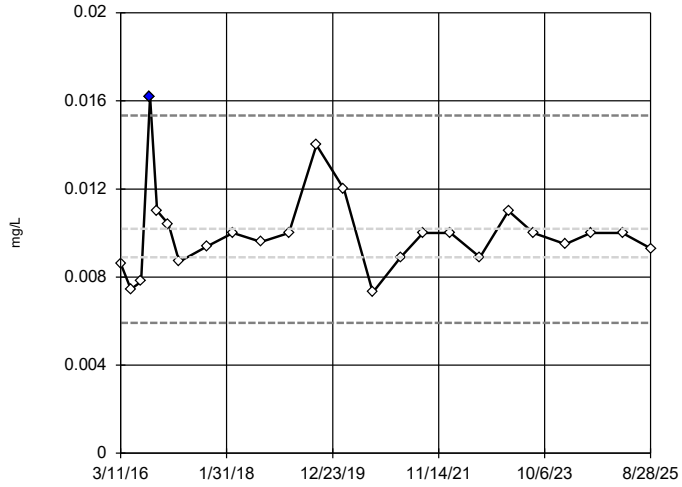

n = 24

Outlier is drawn as solid. Tukey's method selected by user.

Data were natural log transformed to achieve best W statistic (graph shown in original units).

High cutoff = 0.01534, low cutoff = 0.005916, based on IQR multiplier of 3.

Constituent: Zinc Analysis Run 6/9/2026 2:50 PM View: Outlier Tests

Plant Bowen Client: Southern Company Data: Bowen 1, 2, 9, & 10

Sanitas™ v.10.1.06e Software licensed to Groundwater Stats Consulting. UG

Tukey's Outlier Screening

GWA-43 (bg)

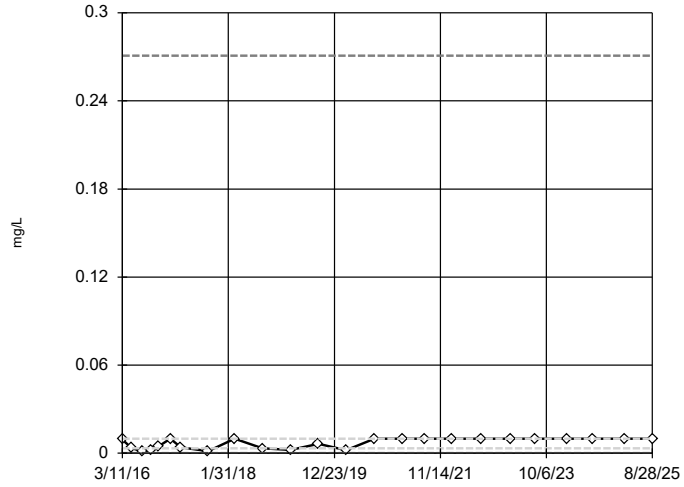

n = 24

No outliers found. Tukey's method selected by user.

Data were natural log transformed to achieve best W statistic (graph shown in original units).

High cutoff = 0.2708, low cutoff = 0.0001229, based on IQR multiplier of 3.

Constituent: Zinc Analysis Run 6/9/2026 2:50 PM View: Outlier Tests

Plant Bowen Client: Southern Company Data: Bowen 1, 2, 9, & 10

Sanitas™ v.10.1.06e Software licensed to Groundwater Stats Consulting. UG

Tukey's Outlier Screening

GWA-43R (bg)

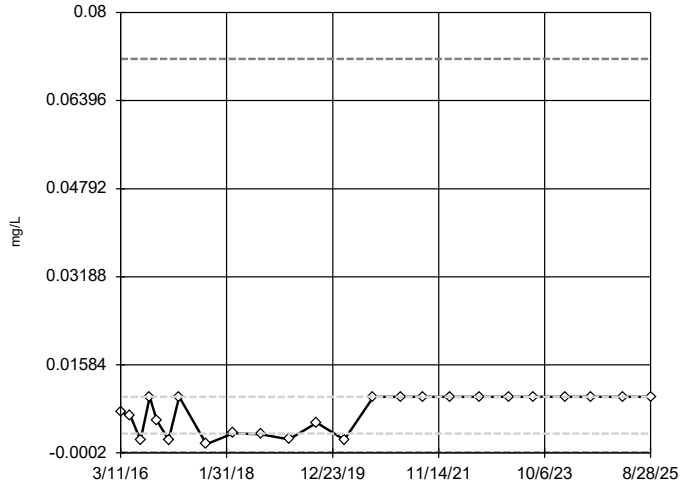

n = 24

No outliers found. Tukey's method selected by user.

Data were cube root transformed to achieve best W statistic (graph shown in original units).

High cutoff = 0.07157, low cutoff = -0.0001316, based on IQR multiplier of 3.

Constituent: Zinc Analysis Run 6/9/2026 2:50 PM View: Outlier Tests

Plant Bowen Client: Southern Company Data: Bowen 1, 2, 9, & 10

Sanitas™ v.10.1.06e Software licensed to Groundwater Stats Consulting. UG

Tukey's Outlier Screening

GWA-50 (bg)

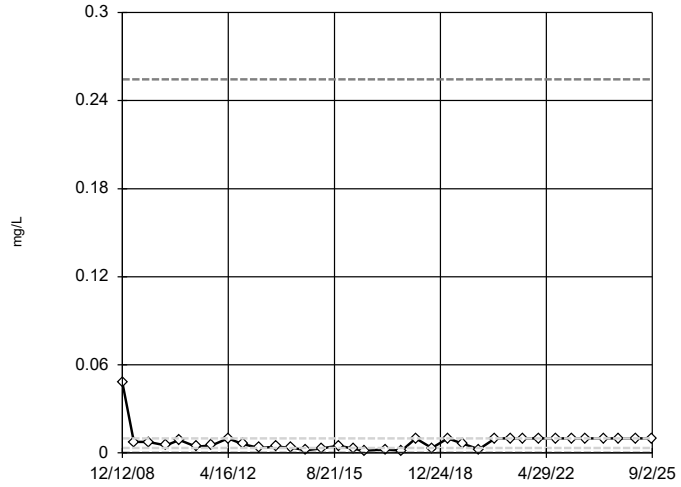

n = 35

No outliers found. Tukey's method selected by user.

Data were natural log transformed to achieve best W statistic (graph shown in original units).

High cutoff = 0.2544, low cutoff = 0.0001336, based on IQR multiplier of 3.

Constituent: Zinc Analysis Run 6/9/2026 2:50 PM View: Outlier Tests

Plant Bowen Client: Southern Company Data: Bowen 1, 2, 9, & 10

Sanitas™ v.10.1.06e Software licensed to Groundwater Stats Consulting. UG

Tukey's Outlier Screening

GWA-50R (bg)

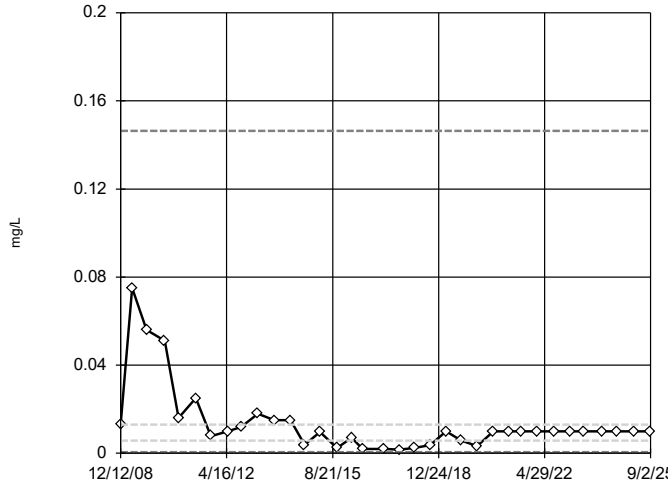

n = 35

No outliers found.
Tukey's method selected by user.

Data were natural log transformed to achieve best W statistic (graph shown in original units).

High cutoff = 0.1464, low cutoff = 0.0005151, based on IQR multiplier of 3.

Constituent: Zinc Analysis Run 6/9/2026 2:50 PM View: Outlier Tests
Plant Bowen Client: Southern Company Data: Bowen 1, 2, 9, & 10

Sanitas™ v.10.1.06e Software licensed to Groundwater Stats Consulting. UG

Tukey's Outlier Screening

GWC-5

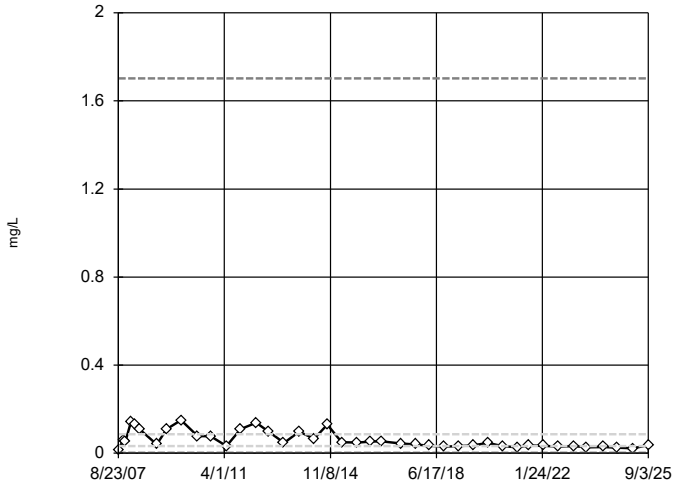

n = 41

No outliers found.
Tukey's method selected by user.

Data were natural log transformed to achieve best W statistic (graph shown in original units).

High cutoff = 1.702, low cutoff = 0.001624, based on IQR multiplier of 3.

Constituent: Zinc Analysis Run 6/9/2026 2:50 PM View: Outlier Tests
Plant Bowen Client: Southern Company Data: Bowen 1, 2, 9, & 10

Sanitas™ v.10.1.06e Software licensed to Groundwater Stats Consulting. UG

Tukey's Outlier Screening

GWC-6

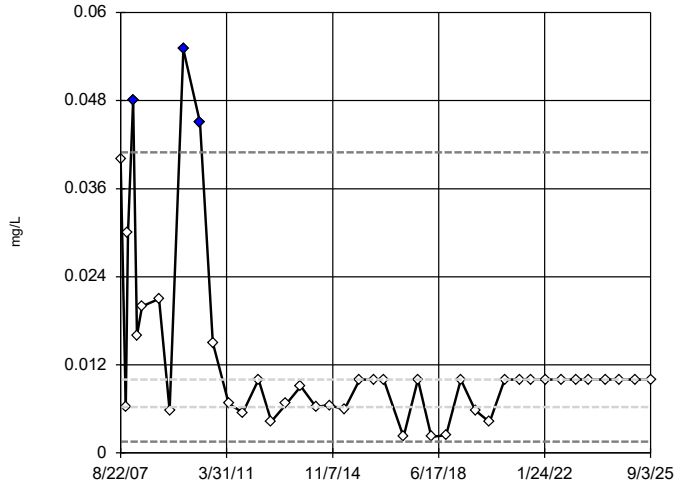

n = 41

Outliers are drawn as solid.
Tukey's method selected by user.

Data were natural log transformed to achieve best W statistic (graph shown in original units).

High cutoff = 0.04096, low cutoff = 0.001526, based on IQR multiplier of 3.

Constituent: Zinc Analysis Run 6/9/2026 2:50 PM View: Outlier Tests
Plant Bowen Client: Southern Company Data: Bowen 1, 2, 9, & 10

Sanitas™ v.10.1.06e Software licensed to Groundwater Stats Consulting. UG

Tukey's Outlier Screening

GWC-6RZ

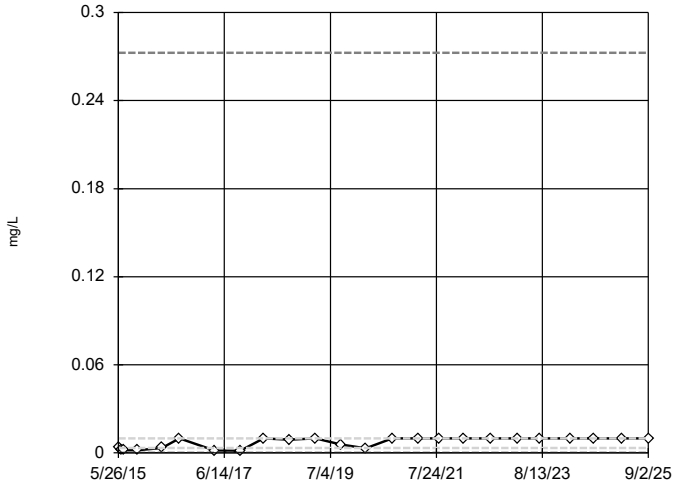

n = 24

No outliers found.
Tukey's method selected by user.

Data were natural log transformed to achieve best W statistic (graph shown in original units).

High cutoff = 0.2726, low cutoff = 0.0001219, based on IQR multiplier of 3.

Constituent: Zinc Analysis Run 6/9/2026 2:50 PM View: Outlier Tests
Plant Bowen Client: Southern Company Data: Bowen 1, 2, 9, & 10

Tukey's Outlier Screening

GWC-7Z

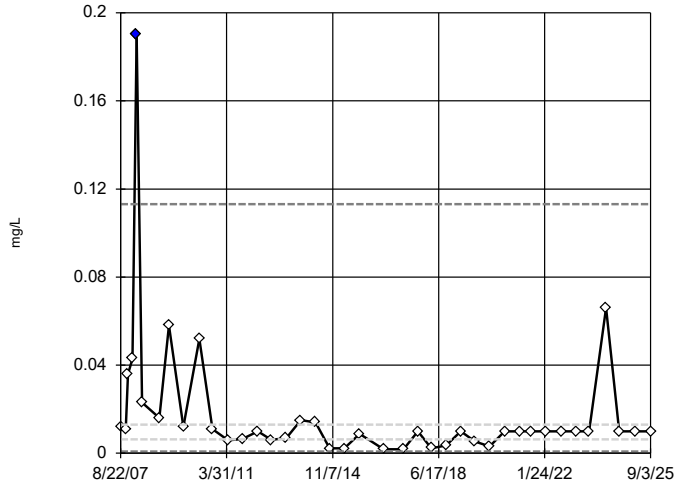

n = 40

Outlier is drawn as solid.
Tukey's method selected by user.

Data were natural log transformed to achieve best W statistic (graph shown in original units).

High cutoff = 0.113, low cutoff = 0.000722, based on IQR multiplier of 3.

Constituent: Zinc Analysis Run 6/9/2026 2:50 PM View: Outlier Tests

Plant Bowen Client: Southern Company Data: Bowen 1, 2, 9, & 10

Sanitas™ v.10.1.06e Software licensed to Groundwater Stats Consulting. UG

Tukey's Outlier Screening

GWC-8RR

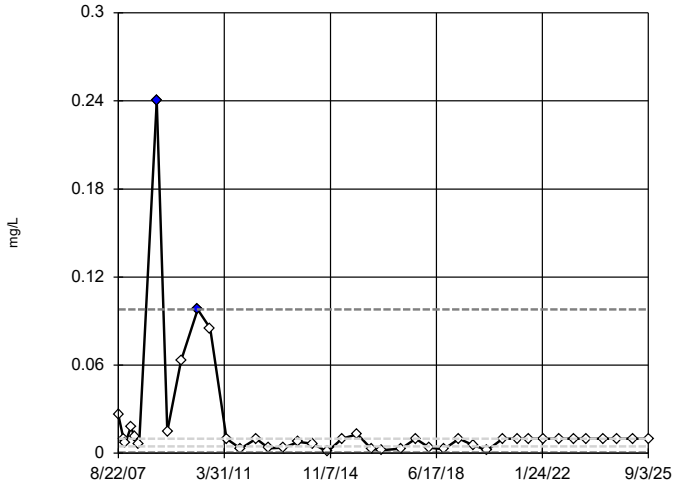

n = 41

Outliers are drawn as solid.
Tukey's method selected by user.

Data were natural log transformed to achieve best W statistic (graph shown in original units).

High cutoff = 0.09798, low cutoff = 0.000477, based on IQR multiplier of 3.

Constituent: Zinc Analysis Run 6/9/2026 2:50 PM View: Outlier Tests

Plant Bowen Client: Southern Company Data: Bowen 1, 2, 9, & 10

Sanitas™ v.10.1.06e Software licensed to Groundwater Stats Consulting. UG

Tukey's Outlier Screening

GWC-8Z

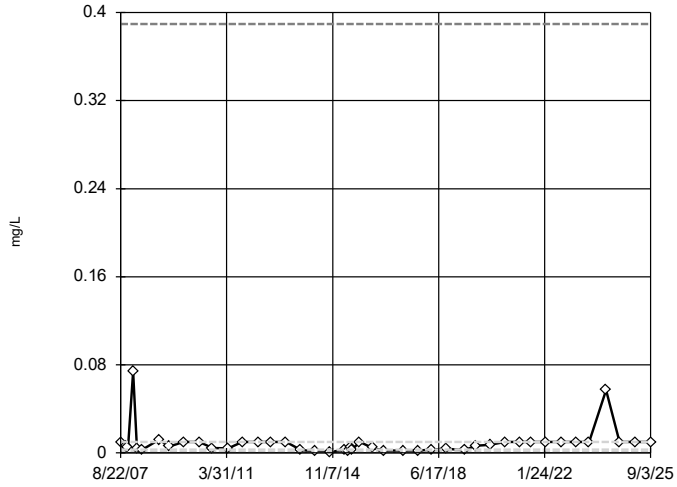

n = 44

No outliers found.
Tukey's method selected by user.

Data were natural log transformed to achieve best W statistic (graph shown in original units).

High cutoff = 0.3897, low cutoff = 0.00007569, based on IQR multiplier of 3.

Constituent: Zinc Analysis Run 6/9/2026 2:50 PM View: Outlier Tests

Plant Bowen Client: Southern Company Data: Bowen 1, 2, 9, & 10

Sanitas™ v.10.1.06e Software licensed to Groundwater Stats Consulting. UG

Tukey's Outlier Screening

GWC-9

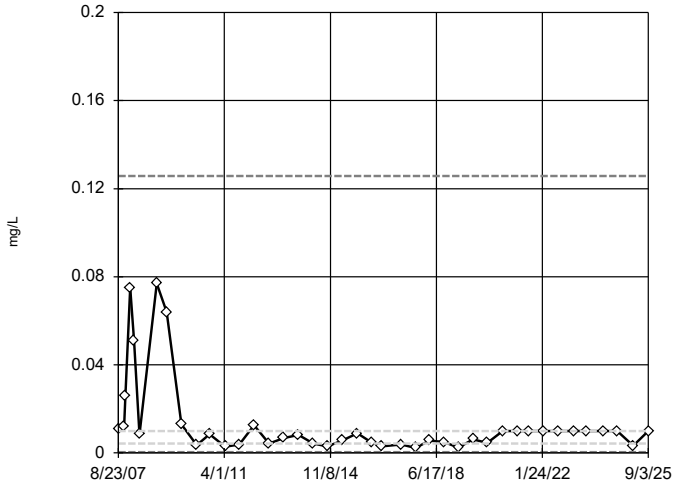

n = 41

No outliers found.
Tukey's method selected by user.

Data were natural log transformed to achieve best W statistic (graph shown in original units).

High cutoff = 0.1258, low cutoff = 0.0003419, based on IQR multiplier of 3.

Constituent: Zinc Analysis Run 6/9/2026 2:50 PM View: Outlier Tests

Plant Bowen Client: Southern Company Data: Bowen 1, 2, 9, & 10

Tukey's Outlier Screening

GWC-10

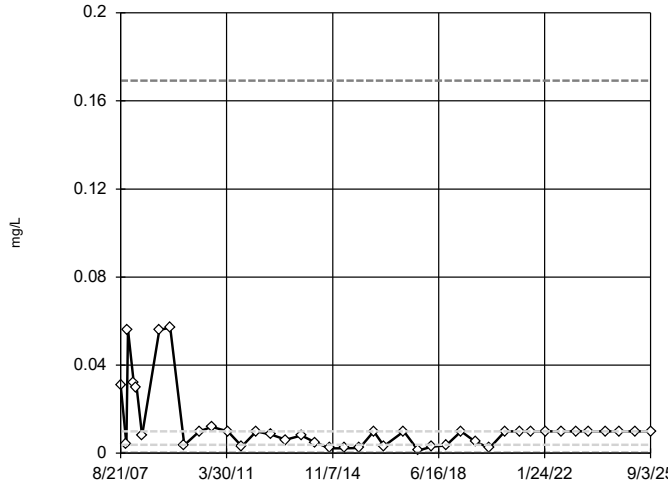

n = 41

No outliers found. Tukey's method selected by user.

Data were natural log transformed to achieve best W statistic (graph shown in original units).

High cutoff = 0.1692, low cutoff = 0.0002301, based on IQR multiplier of 3.

Constituent: Zinc Analysis Run 6/9/2026 2:50 PM View: Outlier Tests

Plant Bowen Client: Southern Company Data: Bowen 1, 2, 9, & 10

Sanitas™ v.10.1.06e Software licensed to Groundwater Stats Consulting. UG

Tukey's Outlier Screening

GWC-10R

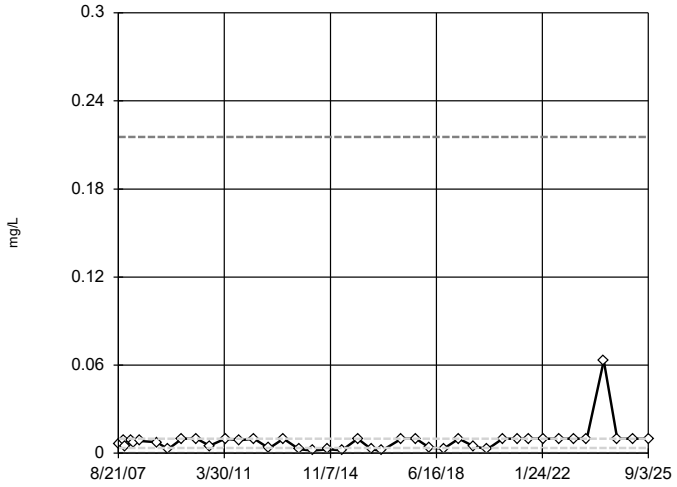

n = 41

No outliers found. Tukey's method selected by user.

Data were natural log transformed to achieve best W statistic (graph shown in original units).

High cutoff = 0.2153, low cutoff = 0.0001669, based on IQR multiplier of 3.

Constituent: Zinc Analysis Run 6/9/2026 2:50 PM View: Outlier Tests

Plant Bowen Client: Southern Company Data: Bowen 1, 2, 9, & 10

Sanitas™ v.10.1.06e Software licensed to Groundwater Stats Consulting. UG

Tukey's Outlier Screening

GWC-11

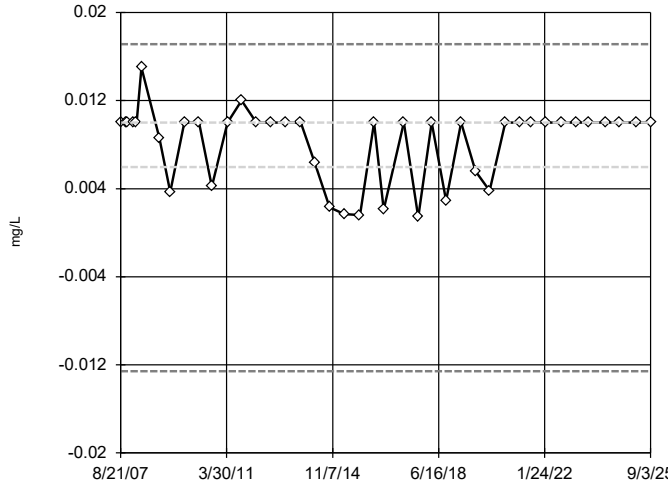

n = 41

No outliers found. Tukey's method selected by user.

Data were square transformed to achieve best W statistic (graph shown in original units).

High cutoff = 0.01713, low cutoff = -0.01257, based on IQR multiplier of 3.

Constituent: Zinc Analysis Run 6/9/2026 2:50 PM View: Outlier Tests

Plant Bowen Client: Southern Company Data: Bowen 1, 2, 9, & 10

Sanitas™ v.10.1.06e Software licensed to Groundwater Stats Consulting. UG

Tukey's Outlier Screening

GWC-11R

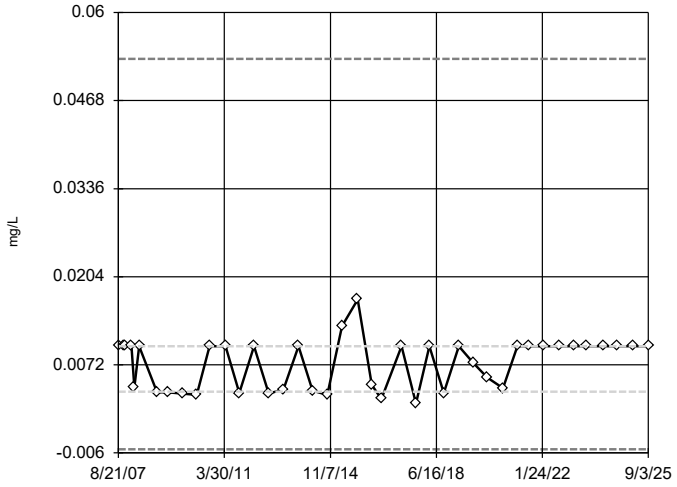

n = 41

No outliers found. Tukey's method selected by user.

Data were square root transformed to achieve best W statistic (graph shown in original units).

High cutoff = 0.05305, low cutoff = -0.00544, based on IQR multiplier of 3.

Constituent: Zinc Analysis Run 6/9/2026 2:51 PM View: Outlier Tests

Plant Bowen Client: Southern Company Data: Bowen 1, 2, 9, & 10

Tukey's Outlier Screening

GWC-12

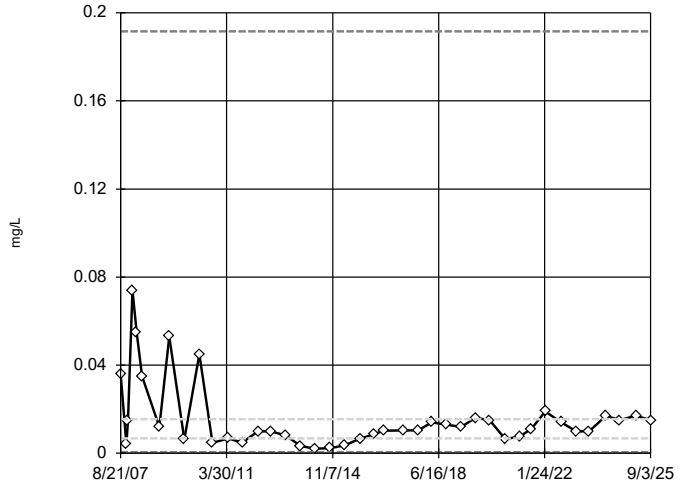

n = 41

No outliers found. Tukey's method selected by user.

Data were natural log transformed to achieve best W statistic (graph shown in original units).

High cutoff = 0.1916, low cutoff = 0.0005417, based on IQR multiplier of 3.

Constituent: Zinc Analysis Run 6/9/2026 2:51 PM View: Outlier Tests

Plant Bowen Client: Southern Company Data: Bowen 1, 2, 9, & 10

Sanitas™ v.10.1.06e Software licensed to Groundwater Stats Consulting. UG

Tukey's Outlier Screening

GWC-13

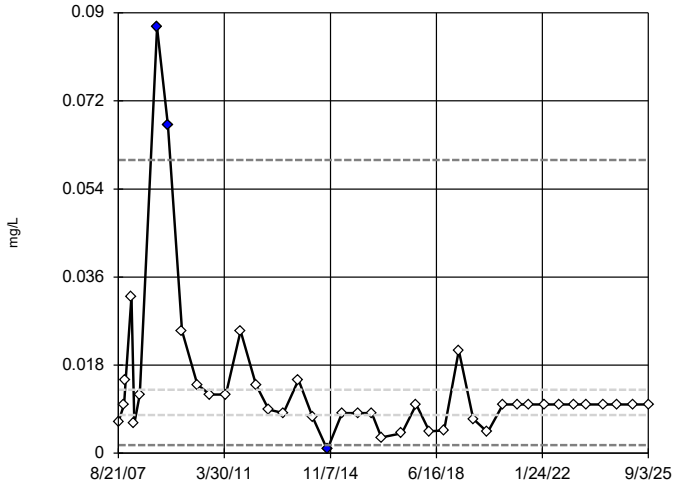

n = 41

Outliers are drawn as solid.
Tukey's method selected by user.

Data were natural log transformed to achieve best W statistic (graph shown in original units).

High cutoff = 0.05993, low cutoff = 0.001683, based on IQR multiplier of 3.

Constituent: Zinc Analysis Run 6/9/2026 2:51 PM View: Outlier Tests

Plant Bowen Client: Southern Company Data: Bowen 1, 2, 9, & 10

Sanitas™ v.10.1.06e Software licensed to Groundwater Stats Consulting. UG

Tukey's Outlier Screening

GWC-13RZ

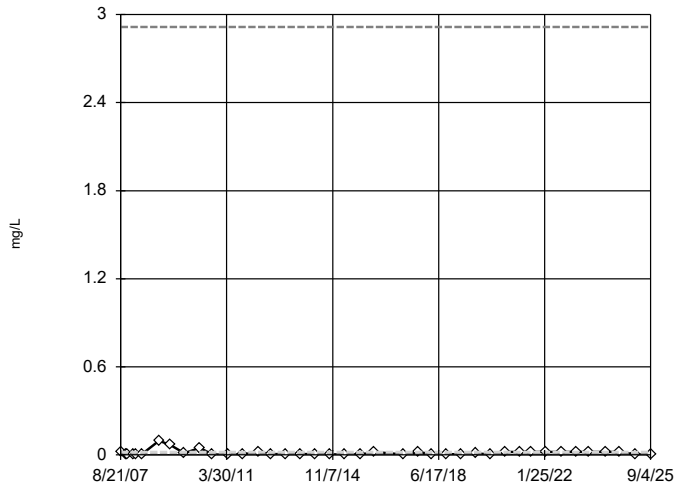

n = 40

No outliers found. Tukey's method selected by user.

Data were natural log transformed to achieve best W statistic (graph shown in original units).

High cutoff = 2.916, low cutoff = 0.00002606, based on IQR multiplier of 3.

Constituent: Zinc Analysis Run 6/9/2026 2:51 PM View: Outlier Tests

Plant Bowen Client: Southern Company Data: Bowen 1, 2, 9, & 10

Sanitas™ v.10.1.06e Software licensed to Groundwater Stats Consulting. UG

Tukey's Outlier Screening

GWC-14Z

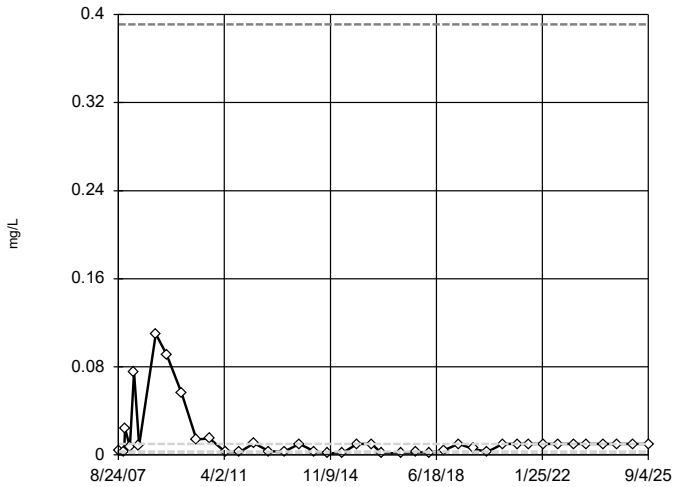

n = 41

No outliers found. Tukey's method selected by user.

Data were natural log transformed to achieve best W statistic (graph shown in original units).

High cutoff = 0.391, low cutoff = 0.00007534, based on IQR multiplier of 3.

Constituent: Zinc Analysis Run 6/9/2026 2:51 PM View: Outlier Tests

Plant Bowen Client: Southern Company Data: Bowen 1, 2, 9, & 10

Sanitas™ v.10.1.06e Software licensed to Groundwater Stats Consulting. UG

Tukey's Outlier Screening

GWC-15R

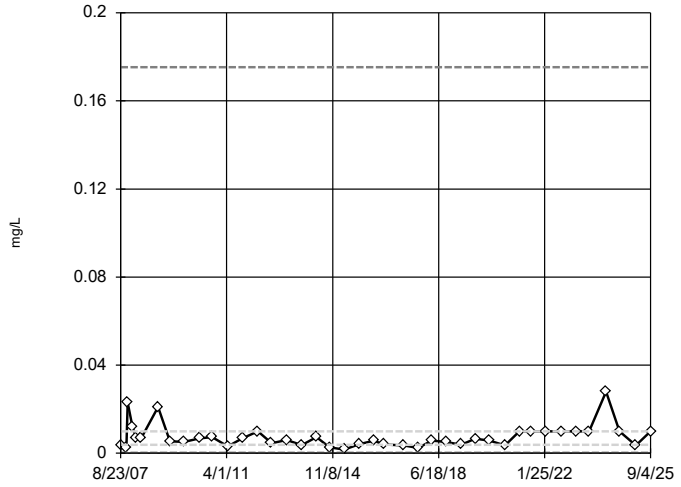

n = 41

No outliers found. Tukey's method selected by user.

Data were natural log transformed to achieve best W statistic (graph shown in original units).

High cutoff = 0.1753, low cutoff = 0.0002196, based on IQR multiplier of 3.

Constituent: Zinc Analysis Run 6/9/2026 2:51 PM View: Outlier Tests

Plant Bowen Client: Southern Company Data: Bowen 1, 2, 9, & 10

Sanitas™ v.10.1.06e Software licensed to Groundwater Stats Consulting. UG

Tukey's Outlier Screening

GWC-15Z

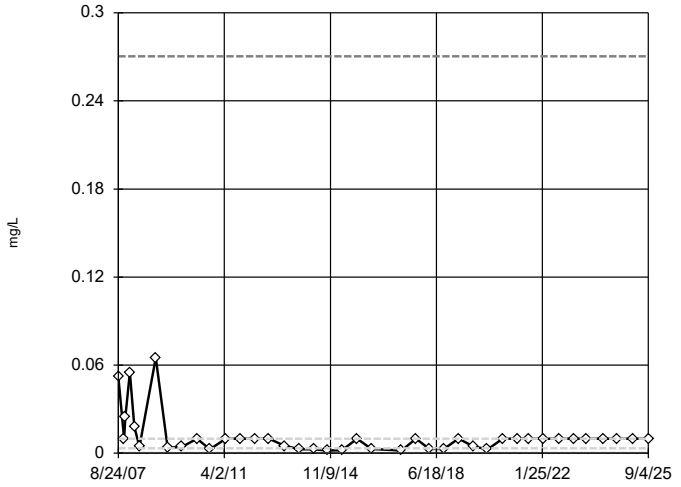

n = 40

No outliers found. Tukey's method selected by user.

Data were natural log transformed to achieve best W statistic (graph shown in original units).

High cutoff = 0.2704, low cutoff = 0.0001232, based on IQR multiplier of 3.

Constituent: Zinc Analysis Run 6/9/2026 2:51 PM View: Outlier Tests

Plant Bowen Client: Southern Company Data: Bowen 1, 2, 9, & 10

Sanitas™ v.10.1.06e Software licensed to Groundwater Stats Consulting. UG

Tukey's Outlier Screening

GWC-44

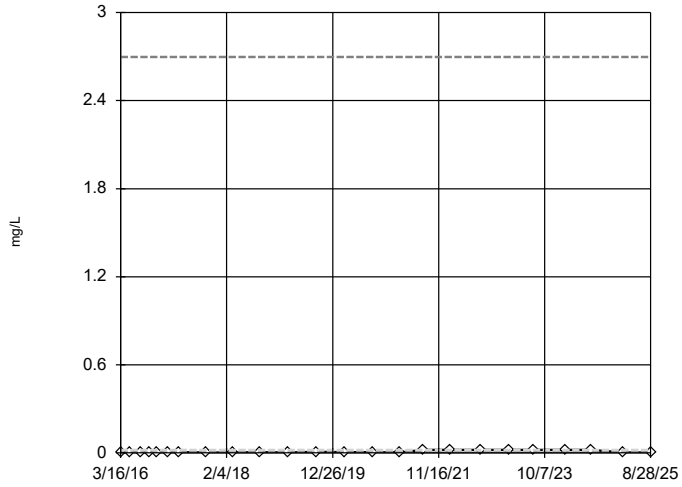

n = 24

No outliers found. Tukey's method selected by user.

Data were natural log transformed to achieve best W statistic (graph shown in original units).

High cutoff = 2.697, low cutoff = 0.00002892, based on IQR multiplier of 3.

Constituent: Zinc Analysis Run 6/9/2026 2:51 PM View: Outlier Tests

Plant Bowen Client: Southern Company Data: Bowen 1, 2, 9, & 10

Sanitas™ v.10.1.06e Software licensed to Groundwater Stats Consulting. UG

Tukey's Outlier Screening

GWC-45

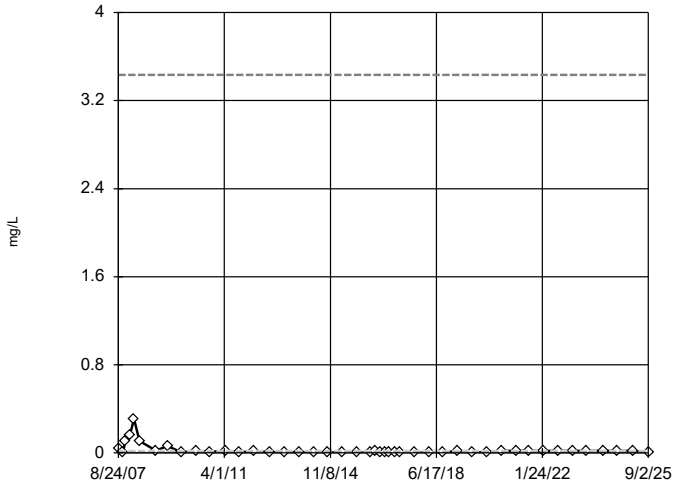

n = 45

No outliers found. Tukey's method selected by user.

Data were natural log transformed to achieve best W statistic (graph shown in original units).

High cutoff = 3.433, low cutoff = 0.00002096, based on IQR multiplier of 3.

Constituent: Zinc Analysis Run 6/9/2026 2:51 PM View: Outlier Tests

Plant Bowen Client: Southern Company Data: Bowen 1, 2, 9, & 10

Tukey's Outlier Screening

GWC-45R

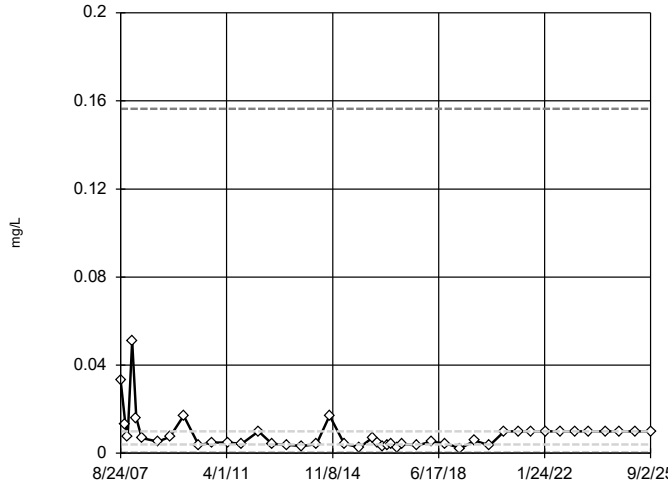

n = 45

No outliers found. Tukey's method selected by user.

Data were natural log transformed to achieve best W statistic (graph shown in original units).

High cutoff = 0.1564, low cutoff = 0.0002557, based on IQR multiplier of 3.

Constituent: Zinc Analysis Run 6/9/2026 2:51 PM View: Outlier Tests

Plant Bowen Client: Southern Company Data: Bowen 1, 2, 9, & 10

Sanitas™ v.10.1.06e Software licensed to Groundwater Stats Consulting. UG

Tukey's Outlier Screening

GWC-46R

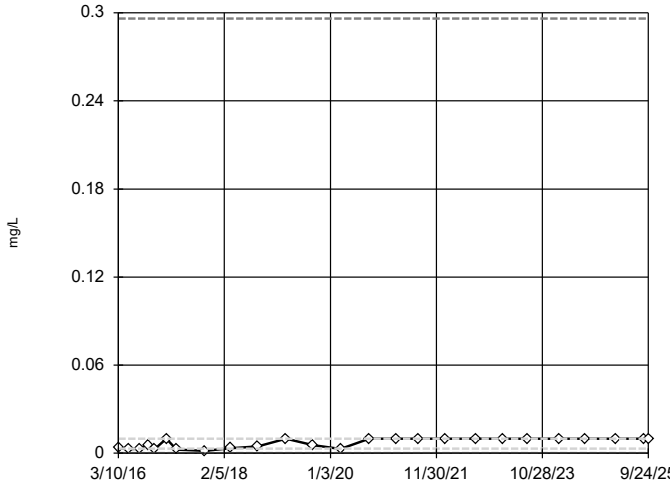

n = 25

No outliers found. Tukey's method selected by user.

Data were natural log transformed to achieve best W statistic (graph shown in original units).

High cutoff = 0.2962, low cutoff = 0.0001091, based on IQR multiplier of 3.

Constituent: Zinc Analysis Run 6/9/2026 2:51 PM View: Outlier Tests

Plant Bowen Client: Southern Company Data: Bowen 1, 2, 9, & 10

Sanitas™ v.10.1.06e Software licensed to Groundwater Stats Consulting. UG

Tukey's Outlier Screening

GWC-47

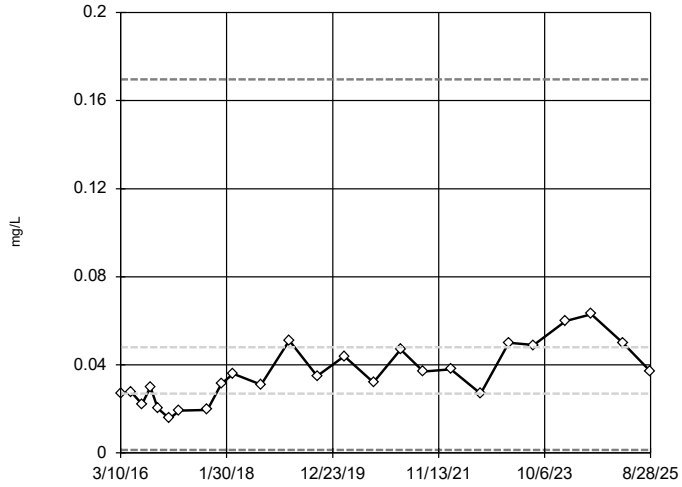

n = 25

No outliers found. Tukey's method selected by user.

Data were cube root transformed to achieve best W statistic (graph shown in original units).

High cutoff = 0.1697, low cutoff = 0.001323, based on IQR multiplier of 3.

Constituent: Zinc Analysis Run 6/9/2026 2:51 PM View: Outlier Tests

Plant Bowen Client: Southern Company Data: Bowen 1, 2, 9, & 10

Sanitas™ v.10.1.06e Software licensed to Groundwater Stats Consulting. UG

Tukey's Outlier Screening

GWC-47R

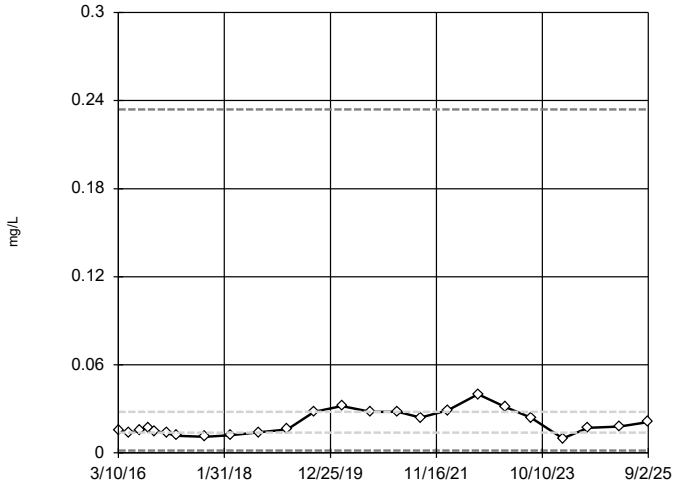

n = 24

No outliers found. Tukey's method selected by user.

Data were natural log transformed to achieve best W statistic (graph shown in original units).

High cutoff = 0.234, low cutoff = 0.001651, based on IQR multiplier of 3.

Constituent: Zinc Analysis Run 6/9/2026 2:51 PM View: Outlier Tests

Plant Bowen Client: Southern Company Data: Bowen 1, 2, 9, & 10

Sanitas™ v.10.1.06e Software licensed to Groundwater Stats Consulting. UG

Tukey's Outlier Screening

GWC-48

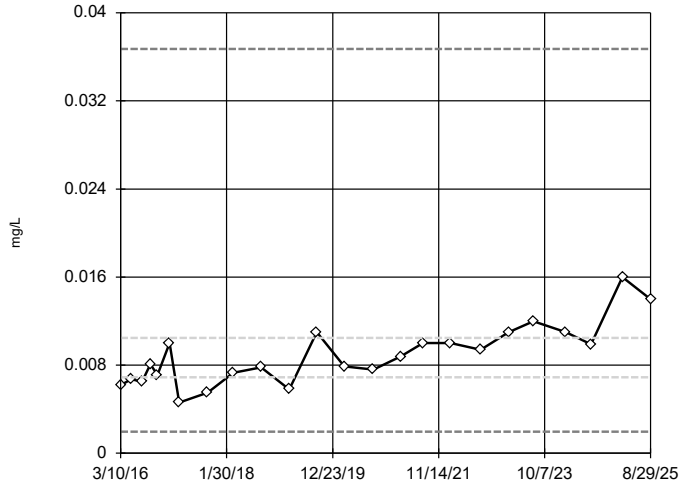

n = 24

No outliers found.
Tukey's method selected by user.

Data were natural log transformed to achieve best W statistic (graph shown in original units).

High cutoff = 0.03672, low cutoff = 0.001973, based on IQR multiplier of 3.

Constituent: Zinc Analysis Run 6/9/2026 2:51 PM View: Outlier Tests
Plant Bowen Client: Southern Company Data: Bowen 1, 2, 9, & 10

Sanitas™ v.10.1.06e Software licensed to Groundwater Stats Consulting. UG

Tukey's Outlier Screening

GWC-49R

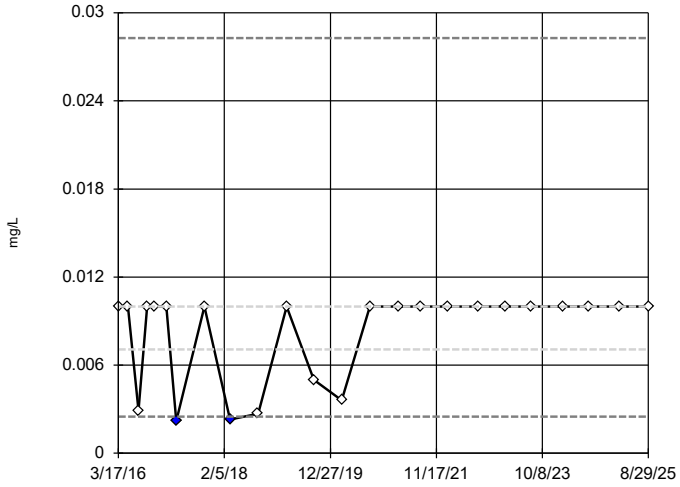

n = 24

Outliers are drawn as solid.
Tukey's method selected by user.

Data were natural log transformed to achieve best W statistic (graph shown in original units).

High cutoff = 0.02828, low cutoff = 0.0025, based on IQR multiplier of 3.

Constituent: Zinc Analysis Run 6/9/2026 2:51 PM View: Outlier Tests
Plant Bowen Client: Southern Company Data: Bowen 1, 2, 9, & 10

Sanitas™ v.10.1.06e Software licensed to Groundwater Stats Consulting. UG

Tukey's Outlier Screening

GWC-49Z

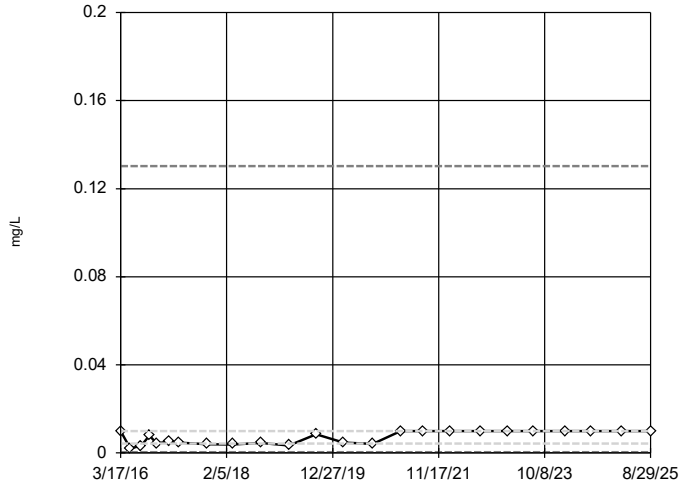

n = 24

No outliers found.
Tukey's method selected by user.

Data were natural log transformed to achieve best W statistic (graph shown in original units).

High cutoff = 0.1303, low cutoff = 0.0003262, based on IQR multiplier of 3.

Constituent: Zinc Analysis Run 6/9/2026 2:51 PM View: Outlier Tests
Plant Bowen Client: Southern Company Data: Bowen 1, 2, 9, & 10

Tukey's Outlier Test - Upgradient Wells - Significant Results

Plant Bowen Client: Southern Company Data: Bowen 1, 2, 9, & 10 Printed 6/8/2026, 1:57 PM

Constituent	Well	Outlier	Value(s)	Method	Alpha	N	Distribution	Normality Test
Chloride (mg/L)	**GWA-1,GWA-2,GWA-2...**	**Yes**	**3.2,3.2,3.2,6.3,5.7,7.1,7.3,9.3,11.9,10.5,3.7,3.7**	**NP**	**NaN**	**388**	**x^6**	**ChiSquared**

Tukey's Outlier Test - Upgradient Wells - All Results

Plant Bowen Client: Southern Company Data: Bowen 1, 2, 9, & 10 Printed 6/8/2026, 1:57 PM

Constituent	Well	Outlier	Value(s)	Method	Alpha	N	Distribution	Normality Test
Chloride (mg/L)	**GWA-1,GWA-2,GWA-2...**	**Yes**	**3.2,3.2,3.2,6.3,5.7,7.1,7.3,9.3,11.9,10.5,3.7,3.7**	**NP**	**NaN**	**388**	**x^6**	**ChiSquared**
Mercury (mg/L)	GWA-1,GWA-2,GWA-2...	n/a	n/a	NP	NaN	515	unknown	ChiSquared
pH, Field (SU)	GWA-1,GWA-2,GWA-2...	No	n/a	NP	NaN	392	ln(x)	ChiSquared
Thallium (mg/L)	GWA-1,GWA-2,GWA-2...	n/a	n/a	NP	NaN	422	unknown	ChiSquared

Sanitas™ v.10.1.06e Software licensed to Groundwater Stats Consulting. UG

Tukey's Outlier Screening, Pooled Background

GWA-1,GWA-2,GWA-2R,GWA-3A,GWA-4RZ,GWA...

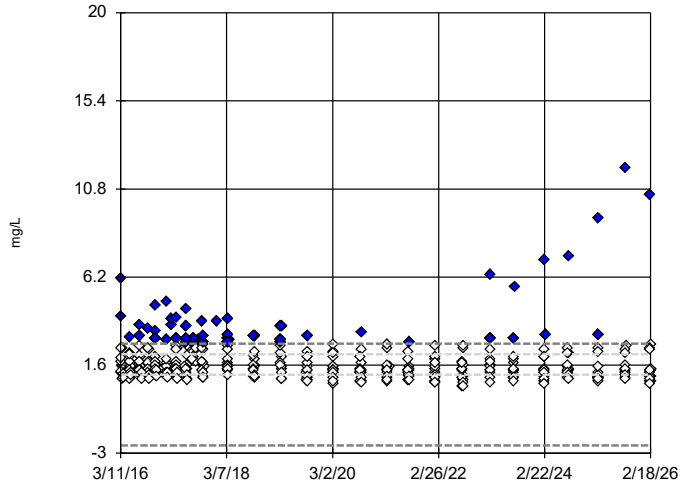

n = 388

Outliers are drawn as solid.
Tukey's method selected by user.

Data were x^6 transformed to achieve best W statistic (graph shown in original units).

High cutoff = 2.73, low cutoff = -2.597, based on IQR multiplier of 3.

Constituent: Chloride Analysis Run 6/8/2026 1:52 PM View: Outlier Test - Upgradient Wells
Plant Bowen Client: Southern Company Data: Bowen 1, 2, 9, & 10

Sanitas™ v.10.1.06e Software licensed to Groundwater Stats Consulting. UG

Tukey's Outlier Screening, Pooled Background

GWA-1,GWA-2,GWA-2R,GWA-3A,GWA-4RZ,GWA...

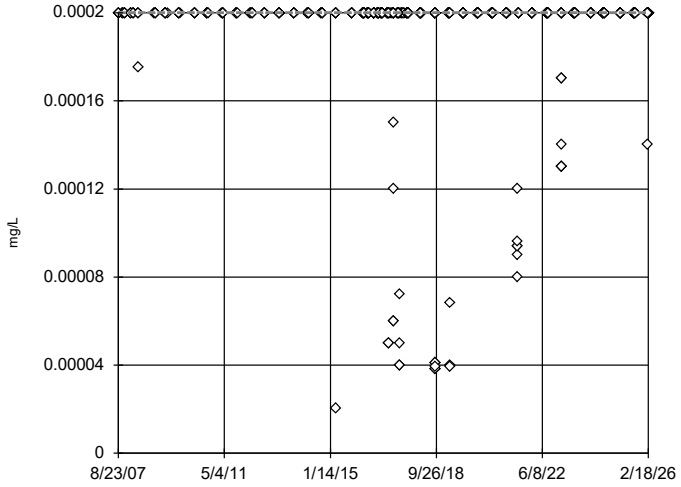

n = 515

No outliers found.
Tukey's method selected by user.

Data were cube transformed to achieve best W statistic (graph shown in original units).

The results were invalidated, because the lower and upper quartiles are equal.

Constituent: Mercury Analysis Run 6/8/2026 1:52 PM View: Outlier Test - Upgradient Wells
Plant Bowen Client: Southern Company Data: Bowen 1, 2, 9, & 10

Sanitas™ v.10.1.06e Software licensed to Groundwater Stats Consulting. UG

Tukey's Outlier Screening, Pooled Background

GWA-1,GWA-2,GWA-2R,GWA-3A,GWA-4RZ,GWA...

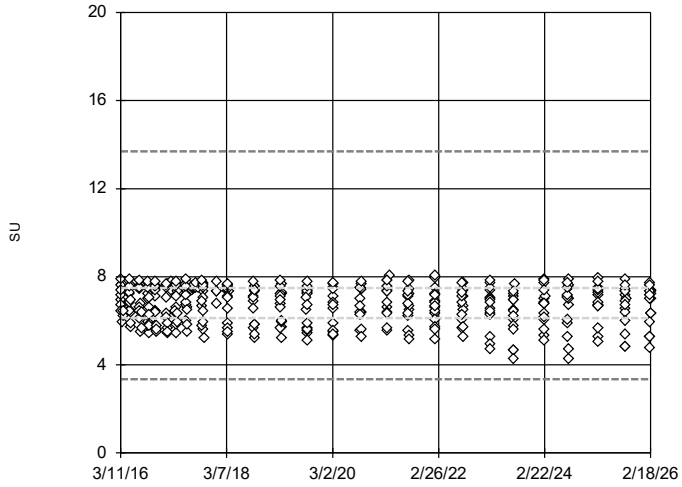

n = 392

No outliers found.
Tukey's method selected by user.

Data were natural log transformed to achieve best W statistic (graph shown in original units).

High cutoff = 13.7, low cutoff = 3.349, based on IQR multiplier of 3.

Constituent: pH, Field Analysis Run 6/8/2026 1:52 PM View: Outlier Test - Upgradient Wells
Plant Bowen Client: Southern Company Data: Bowen 1, 2, 9, & 10

Sanitas™ v.10.1.06e Software licensed to Groundwater Stats Consulting. UG

Tukey's Outlier Screening, Pooled Background

GWA-1,GWA-2,GWA-2R,GWA-3A,GWA-4RZ,GWA...

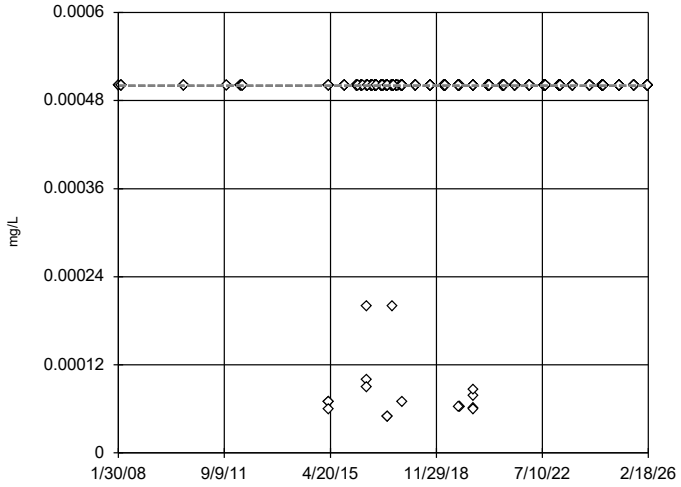

n = 422

No outliers found.
Tukey's method selected by user.

Ladder of Powers transformations did not improve normality; analysis run on raw data.

The results were invalidated, because the lower and upper quartiles are equal.

Constituent: Thallium Analysis Run 6/8/2026 1:52 PM View: Outlier Test - Upgradient Wells
Plant Bowen Client: Southern Company Data: Bowen 1, 2, 9, & 10

FIGURE D.

Appendix I Mann-Whitney Test - Significant Results

Plant Bowen Client: Southern Company Data: Bowen 1, 2, 9, & 10 Printed 4/27/2026, 2:26 PM

Constituent	Well	Calc.	0.01	Alpha	Sig.	Method
Antimony (mg/L)	**GWA-1 (bg)**	**-2.659**	**Yes**	**0.01**	**Yes**	**Mann-W**
Antimony (mg/L)	**GWC-7Z**	**-3.325**	**Yes**	**0.01**	**Yes**	**Mann-W**
Barium (mg/L)	**GWA-41 (bg)**	**-3.006**	**Yes**	**0.01**	**Yes**	**Mann-W**
Barium (mg/L)	**GWA-43 (bg)**	**-2.598**	**Yes**	**0.01**	**Yes**	**Mann-W**
Barium (mg/L)	**GWA-50R (bg)**	**-3.06**	**Yes**	**0.01**	**Yes**	**Mann-W**
Barium (mg/L)	**GWC-5**	**-2.82**	**Yes**	**0.01**	**Yes**	**Mann-W**
Barium (mg/L)	**GWC-6RZ**	**-2.662**	**Yes**	**0.01**	**Yes**	**Mann-W**
Barium (mg/L)	**GWC-7Z**	**-2.682**	**Yes**	**0.01**	**Yes**	**Mann-W**
Barium (mg/L)	**GWC-8RR**	**-2.642**	**Yes**	**0.01**	**Yes**	**Mann-W**
Barium (mg/L)	**GWC-15R**	**-3.295**	**Yes**	**0.01**	**Yes**	**Mann-W**
Barium (mg/L)	**GWC-48**	**2.987**	**Yes**	**0.01**	**Yes**	**Mann-W**
Chromium (mg/L)	**GWC-13**	**-3.165**	**Yes**	**0.01**	**Yes**	**Mann-W**
Copper (mg/L)	**GWA-50 (bg)**	**-2.674**	**Yes**	**0.01**	**Yes**	**Mann-W**
Nickel (mg/L)	**GWA-42 (bg)**	**2.642**	**Yes**	**0.01**	**Yes**	**Mann-W**
Nickel (mg/L)	**GWC-48**	**2.986**	**Yes**	**0.01**	**Yes**	**Mann-W**
Vanadium (mg/L)	**GWC-45R**	**-3.28**	**Yes**	**0.01**	**Yes**	**Mann-W**

Appendix I Mann-Whitney Test - All Results

Plant Bowen Client: Southern Company Data: Bowen 1, 2, 9, & 10 Printed 4/27/2026, 2:26 PM

Constituent	Well	Calc.	0.01	Alpha	Sig.	Method
Antimony (mg/L)	**GWA-1 (bg)**	**-2.659**	**Yes**	**0.01**	**Yes**	**Mann-W**
Antimony (mg/L)	GWA-2 (bg)	0.3861	No	0.01	No	Mann-W
Antimony (mg/L)	GWA-2R (bg)	-2.561	No	0.01	No	Mann-W
Antimony (mg/L)	GWA-3A (bg)	-0.0243	No	0.01	No	Mann-W
Antimony (mg/L)	GWA-4RZ (bg)	1.176	No	0.01	No	Mann-W
Antimony (mg/L)	GWA-39RZ (bg)	-1.749	No	0.01	No	Mann-W
Antimony (mg/L)	GWA-39Z (bg)	0.3831	No	0.01	No	Mann-W
Antimony (mg/L)	GWA-40 (bg)	-0.07874	No	0.01	No	Mann-W
Antimony (mg/L)	GWA-41 (bg)	-0.07874	No	0.01	No	Mann-W
Antimony (mg/L)	GWA-41R (bg)	0.03874	No	0.01	No	Mann-W
Antimony (mg/L)	GWA-42 (bg)	0.3273	No	0.01	No	Mann-W
Antimony (mg/L)	GWA-43 (bg)	0.5512	No	0.01	No	Mann-W
Antimony (mg/L)	GWA-43R (bg)	-0.4922	No	0.01	No	Mann-W
Antimony (mg/L)	GWA-50 (bg)	0.6467	No	0.01	No	Mann-W
Antimony (mg/L)	GWA-50R (bg)	0.4177	No	0.01	No	Mann-W
Antimony (mg/L)	GWC-5	0.5982	No	0.01	No	Mann-W
Antimony (mg/L)	GWC-6	0.3968	No	0.01	No	Mann-W
Antimony (mg/L)	GWC-6RZ	0.4634	No	0.01	No	Mann-W
Antimony (mg/L)	**GWC-7Z**	**-3.325**	**Yes**	**0.01**	**Yes**	**Mann-W**
Antimony (mg/L)	GWC-8RR	0.76	No	0.01	No	Mann-W
Antimony (mg/L)	GWC-8Z	0.3728	No	0.01	No	Mann-W
Antimony (mg/L)	GWC-9	0.3861	No	0.01	No	Mann-W
Antimony (mg/L)	GWC-10	0.2315	No	0.01	No	Mann-W
Antimony (mg/L)	GWC-10R	-0.9502	No	0.01	No	Mann-W
Antimony (mg/L)	GWC-11	0.9148	No	0.01	No	Mann-W
Antimony (mg/L)	GWC-11R	-2.143	No	0.01	No	Mann-W
Antimony (mg/L)	GWC-12	0.3861	No	0.01	No	Mann-W
Antimony (mg/L)	GWC-13	-1.66	No	0.01	No	Mann-W
Antimony (mg/L)	GWC-13RZ	-0.1753	No	0.01	No	Mann-W
Antimony (mg/L)	GWC-14Z	0.3968	No	0.01	No	Mann-W
Antimony (mg/L)	GWC-15R	-2.252	No	0.01	No	Mann-W
Antimony (mg/L)	GWC-15Z	0.2065	No	0.01	No	Mann-W
Antimony (mg/L)	GWC-44	0.5512	No	0.01	No	Mann-W
Antimony (mg/L)	GWC-45	0.4949	No	0.01	No	Mann-W
Antimony (mg/L)	GWC-45R	0.2866	No	0.01	No	Mann-W
Antimony (mg/L)	GWC-46R	0.3904	No	0.01	No	Mann-W
Antimony (mg/L)	GWC-47	-0.8707	No	0.01	No	Mann-W
Antimony (mg/L)	GWC-47R	0.1499	No	0.01	No	Mann-W
Antimony (mg/L)	GWC-48	-0.5807	No	0.01	No	Mann-W
Antimony (mg/L)	GWC-49R	-2.49	No	0.01	No	Mann-W
Antimony (mg/L)	GWC-49Z	0.03799	No	0.01	No	Mann-W
Arsenic (mg/L)	GWA-1 (bg)	0.5982	No	0.01	No	Mann-W
Arsenic (mg/L)	GWA-2 (bg)	0.2343	No	0.01	No	Mann-W
Arsenic (mg/L)	GWA-2R (bg)	0.2699	No	0.01	No	Mann-W
Arsenic (mg/L)	GWA-3A (bg)	0.2343	No	0.01	No	Mann-W
Arsenic (mg/L)	GWA-4RZ (bg)	0.1764	No	0.01	No	Mann-W
Arsenic (mg/L)	GWA-39RZ (bg)	0.7155	No	0.01	No	Mann-W
Arsenic (mg/L)	GWA-39Z (bg)	-0.8707	No	0.01	No	Mann-W
Arsenic (mg/L)	GWA-40 (bg)	-0.4063	No	0.01	No	Mann-W
Arsenic (mg/L)	GWA-41 (bg)	-0.9189	No	0.01	No	Mann-W
Arsenic (mg/L)	GWA-41R (bg)	0.1484	No	0.01	No	Mann-W
Arsenic (mg/L)	GWA-42 (bg)	-0.7876	No	0.01	No	Mann-W
Arsenic (mg/L)	GWA-43 (bg)	0.5512	No	0.01	No	Mann-W
Arsenic (mg/L)	GWA-43R (bg)	0.722	No	0.01	No	Mann-W
Arsenic (mg/L)	GWA-50R (bg)	0.2535	No	0.01	No	Mann-W
Arsenic (mg/L)	GWC-5	0.2315	No	0.01	No	Mann-W
Arsenic (mg/L)	GWC-6	0.7762	No	0.01	No	Mann-W
Arsenic (mg/L)	GWC-6RZ	0.5037	No	0.01	No	Mann-W
Arsenic (mg/L)	GWC-7Z	-0.4808	No	0.01	No	Mann-W
Arsenic (mg/L)	GWC-8RR	0.5281	No	0.01	No	Mann-W
Arsenic (mg/L)	GWC-8Z	0.431	No	0.01	No	Mann-W
Arsenic (mg/L)	GWC-9	0.09355	No	0.01	No	Mann-W
Arsenic (mg/L)	GWC-10	0.1096	No	0.01	No	Mann-W
Arsenic (mg/L)	GWC-10R	0.3861	No	0.01	No	Mann-W
Arsenic (mg/L)	GWC-11	0.1366	No	0.01	No	Mann-W

Appendix I Mann-Whitney Test - All Results

Plant Bowen Client: Southern Company Data: Bowen 1, 2, 9, & 10 Printed 4/27/2026, 2:26 PM

Constituent	Well	Calc.	0.01	Alpha	Sig.	Method
Arsenic (mg/L)	GWC-11R	-0.6511	No	0.01	No	Mann-W
Arsenic (mg/L)	GWC-12	-1.923	No	0.01	No	Mann-W
Arsenic (mg/L)	GWC-13	0.7825	No	0.01	No	Mann-W
Arsenic (mg/L)	GWC-13RZ	0.1116	No	0.01	No	Mann-W
Arsenic (mg/L)	GWC-14Z	-0.03375	No	0.01	No	Mann-W
Arsenic (mg/L)	GWC-15R	0.4995	No	0.01	No	Mann-W
Arsenic (mg/L)	GWC-15Z	-0.02524	No	0.01	No	Mann-W
Arsenic (mg/L)	GWC-44	0.5147	No	0.01	No	Mann-W
Arsenic (mg/L)	GWC-45	-0.592	No	0.01	No	Mann-W
Arsenic (mg/L)	GWC-45R	0.5009	No	0.01	No	Mann-W
Arsenic (mg/L)	GWC-46R	0.8206	No	0.01	No	Mann-W
Arsenic (mg/L)	GWC-47	0.5512	No	0.01	No	Mann-W
Arsenic (mg/L)	GWC-47R	1.429	No	0.01	No	Mann-W
Arsenic (mg/L)	GWC-48	-2.4	No	0.01	No	Mann-W
Arsenic (mg/L)	GWC-49R	0.5512	No	0.01	No	Mann-W
Arsenic (mg/L)	GWC-49Z	-0.5455	No	0.01	No	Mann-W
Barium (mg/L)	GWA-1 (bg)	-1.759	No	0.01	No	Mann-W
Barium (mg/L)	GWA-2 (bg)	-0.0817	No	0.01	No	Mann-W
Barium (mg/L)	GWA-2R (bg)	1.757	No	0.01	No	Mann-W
Barium (mg/L)	GWA-3A (bg)	2.317	No	0.01	No	Mann-W
Barium (mg/L)	GWA-4RZ (bg)	2.548	No	0.01	No	Mann-W
Barium (mg/L)	GWA-39RZ (bg)	-0.9398	No	0.01	No	Mann-W
Barium (mg/L)	GWA-39Z (bg)	0.03711	No	0.01	No	Mann-W
Barium (mg/L)	GWA-40 (bg)	-1.3	No	0.01	No	Mann-W
Barium (mg/L)	**GWA-41 (bg)**	**-3.006**	**Yes**	**0.01**	**Yes**	**Mann-W**
Barium (mg/L)	GWA-41R (bg)	1.449	No	0.01	No	Mann-W
Barium (mg/L)	GWA-42 (bg)	2.013	No	0.01	No	Mann-W
Barium (mg/L)	**GWA-43 (bg)**	**-2.598**	**Yes**	**0.01**	**Yes**	**Mann-W**
Barium (mg/L)	GWA-43R (bg)	-1.522	No	0.01	No	Mann-W
Barium (mg/L)	GWA-50 (bg)	-1.69	No	0.01	No	Mann-W
Barium (mg/L)	**GWA-50R (bg)**	**-3.06**	**Yes**	**0.01**	**Yes**	**Mann-W**
Barium (mg/L)	**GWC-5**	**-2.82**	**Yes**	**0.01**	**Yes**	**Mann-W**
Barium (mg/L)	GWC-6	-2.571	No	0.01	No	Mann-W
Barium (mg/L)	**GWC-6RZ**	**-2.662**	**Yes**	**0.01**	**Yes**	**Mann-W**
Barium (mg/L)	**GWC-7Z**	**-2.682**	**Yes**	**0.01**	**Yes**	**Mann-W**
Barium (mg/L)	**GWC-8RR**	**-2.642**	**Yes**	**0.01**	**Yes**	**Mann-W**
Barium (mg/L)	GWC-8Z	-1.643	No	0.01	No	Mann-W
Barium (mg/L)	GWC-9	0.622	No	0.01	No	Mann-W
Barium (mg/L)	GWC-10	0.02095	No	0.01	No	Mann-W
Barium (mg/L)	GWC-10R	1.388	No	0.01	No	Mann-W
Barium (mg/L)	GWC-11	-1.477	No	0.01	No	Mann-W
Barium (mg/L)	GWC-11R	2.284	No	0.01	No	Mann-W
Barium (mg/L)	GWC-12	-1.75	No	0.01	No	Mann-W
Barium (mg/L)	GWC-13	0.4499	No	0.01	No	Mann-W
Barium (mg/L)	GWC-13RZ	0.1711	No	0.01	No	Mann-W
Barium (mg/L)	GWC-14Z	-1.097	No	0.01	No	Mann-W
Barium (mg/L)	**GWC-15R**	**-3.295**	**Yes**	**0.01**	**Yes**	**Mann-W**
Barium (mg/L)	GWC-15Z	-0.01997	No	0.01	No	Mann-W
Barium (mg/L)	GWC-44	-2.262	No	0.01	No	Mann-W
Barium (mg/L)	GWC-45	2.215	No	0.01	No	Mann-W
Barium (mg/L)	GWC-45R	-0.1175	No	0.01	No	Mann-W
Barium (mg/L)	GWC-46R	-1.539	No	0.01	No	Mann-W
Barium (mg/L)	GWC-47	-1.41	No	0.01	No	Mann-W
Barium (mg/L)	GWC-47R	-1.589	No	0.01	No	Mann-W
Barium (mg/L)	**GWC-48**	**2.987**	**Yes**	**0.01**	**Yes**	**Mann-W**
Barium (mg/L)	GWC-49R	0.07437	No	0.01	No	Mann-W
Barium (mg/L)	GWC-49Z	0.3711	No	0.01	No	Mann-W
Cadmium (mg/L)	GWA-1 (bg)	0.2315	No	0.01	No	Mann-W
Cadmium (mg/L)	GWA-39Z (bg)	0.8707	No	0.01	No	Mann-W
Cadmium (mg/L)	GWA-42 (bg)	0.5215	No	0.01	No	Mann-W
Cadmium (mg/L)	GWA-43 (bg)	0.3273	No	0.01	No	Mann-W
Cadmium (mg/L)	GWA-50 (bg)	0.4177	No	0.01	No	Mann-W
Cadmium (mg/L)	GWC-5	0.915	No	0.01	No	Mann-W
Cadmium (mg/L)	GWC-6	0.3862	No	0.01	No	Mann-W
Cadmium (mg/L)	GWC-7Z	0.2315	No	0.01	No	Mann-W

Appendix I Mann-Whitney Test - All Results

Plant Bowen Client: Southern Company Data: Bowen 1, 2, 9, & 10 Printed 4/27/2026, 2:26 PM

Constituent	Well	Calc.	0.01	Alpha	Sig.	Method
Cadmium (mg/L)	GWC-8Z	0.3728	No	0.01	No	Mann-W
Cadmium (mg/L)	GWC-10	0.2315	No	0.01	No	Mann-W
Cadmium (mg/L)	GWC-10R	0.2315	No	0.01	No	Mann-W
Cadmium (mg/L)	GWC-11R	-0.05516	No	0.01	No	Mann-W
Cadmium (mg/L)	GWC-12	-0.6842	No	0.01	No	Mann-W
Cadmium (mg/L)	GWC-14Z	0.2315	No	0.01	No	Mann-W
Cadmium (mg/L)	GWC-15R	0.6853	No	0.01	No	Mann-W
Cadmium (mg/L)	GWC-44	0.3273	No	0.01	No	Mann-W
Cadmium (mg/L)	GWC-45R	0.3861	No	0.01	No	Mann-W
Cadmium (mg/L)	GWC-47	-1.44	No	0.01	No	Mann-W
Cadmium (mg/L)	GWC-47R	0.3273	No	0.01	No	Mann-W
Cadmium (mg/L)	GWC-48	2.241	No	0.01	No	Mann-W
Cadmium (mg/L)	GWC-49Z	1.268	No	0.01	No	Mann-W
Chromium (mg/L)	GWA-1 (bg)	0.3234	No	0.01	No	Mann-W
Chromium (mg/L)	GWA-2 (bg)	0.7783	No	0.01	No	Mann-W
Chromium (mg/L)	GWA-2R (bg)	0.2094	No	0.01	No	Mann-W
Chromium (mg/L)	GWA-3A (bg)	0.3686	No	0.01	No	Mann-W
Chromium (mg/L)	GWA-4RZ (bg)	-0.1729	No	0.01	No	Mann-W
Chromium (mg/L)	GWA-39RZ (bg)	1.613	No	0.01	No	Mann-W
Chromium (mg/L)	GWA-39Z (bg)	0.5653	No	0.01	No	Mann-W
Chromium (mg/L)	GWA-40 (bg)	1.008	No	0.01	No	Mann-W
Chromium (mg/L)	GWA-41 (bg)	0.1969	No	0.01	No	Mann-W
Chromium (mg/L)	GWA-41R (bg)	0.5517	No	0.01	No	Mann-W
Chromium (mg/L)	GWA-42 (bg)	0.3273	No	0.01	No	Mann-W
Chromium (mg/L)	GWA-43 (bg)	1.138	No	0.01	No	Mann-W
Chromium (mg/L)	GWA-43R (bg)	1.883	No	0.01	No	Mann-W
Chromium (mg/L)	GWA-50 (bg)	0.7454	No	0.01	No	Mann-W
Chromium (mg/L)	GWA-50R (bg)	1.085	No	0.01	No	Mann-W
Chromium (mg/L)	GWC-5	0.1658	No	0.01	No	Mann-W
Chromium (mg/L)	GWC-6	-0.2202	No	0.01	No	Mann-W
Chromium (mg/L)	GWC-6RZ	0.9882	No	0.01	No	Mann-W
Chromium (mg/L)	GWC-7Z	1.208	No	0.01	No	Mann-W
Chromium (mg/L)	GWC-8RR	0.8601	No	0.01	No	Mann-W
Chromium (mg/L)	GWC-8Z	-1.795	No	0.01	No	Mann-W
Chromium (mg/L)	GWC-9	0.2124	No	0.01	No	Mann-W
Chromium (mg/L)	GWC-10	0.6681	No	0.01	No	Mann-W
Chromium (mg/L)	GWC-10R	0.6397	No	0.01	No	Mann-W
Chromium (mg/L)	GWC-11	0.06057	No	0.01	No	Mann-W
Chromium (mg/L)	GWC-11R	-2.449	No	0.01	No	Mann-W
Chromium (mg/L)	GWC-12	0.4552	No	0.01	No	Mann-W
Chromium (mg/L)	**GWC-13**	**-3.165**	**Yes**	**0.01**	**Yes**	**Mann-W**
Chromium (mg/L)	GWC-13RZ	1.137	No	0.01	No	Mann-W
Chromium (mg/L)	GWC-14Z	0.6556	No	0.01	No	Mann-W
Chromium (mg/L)	GWC-15R	0.8012	No	0.01	No	Mann-W
Chromium (mg/L)	GWC-15Z	0.5678	No	0.01	No	Mann-W
Chromium (mg/L)	GWC-44	0.5512	No	0.01	No	Mann-W
Chromium (mg/L)	GWC-45	0.2944	No	0.01	No	Mann-W
Chromium (mg/L)	GWC-45R	0.08443	No	0.01	No	Mann-W
Chromium (mg/L)	GWC-46R	0.9369	No	0.01	No	Mann-W
Chromium (mg/L)	GWC-47	0.8201	No	0.01	No	Mann-W
Chromium (mg/L)	GWC-47R	1.977	No	0.01	No	Mann-W
Chromium (mg/L)	GWC-48	0.1122	No	0.01	No	Mann-W
Chromium (mg/L)	GWC-49R	1.387	No	0.01	No	Mann-W
Chromium (mg/L)	GWC-49Z	0.7419	No	0.01	No	Mann-W
Cobalt (mg/L)	GWA-1 (bg)	0.9147	No	0.01	No	Mann-W
Cobalt (mg/L)	GWA-2 (bg)	-0.2277	No	0.01	No	Mann-W
Cobalt (mg/L)	GWA-2R (bg)	0.6944	No	0.01	No	Mann-W
Cobalt (mg/L)	GWA-3A (bg)	1.523	No	0.01	No	Mann-W
Cobalt (mg/L)	GWA-4RZ (bg)	1.351	No	0.01	No	Mann-W
Cobalt (mg/L)	GWA-39Z (bg)	1.239	No	0.01	No	Mann-W
Cobalt (mg/L)	GWA-41R (bg)	0.09899	No	0.01	No	Mann-W
Cobalt (mg/L)	GWA-42 (bg)	0.7224	No	0.01	No	Mann-W
Cobalt (mg/L)	GWA-43 (bg)	0.3273	No	0.01	No	Mann-W
Cobalt (mg/L)	GWA-50R (bg)	0.8346	No	0.01	No	Mann-W
Cobalt (mg/L)	GWC-5	1.261	No	0.01	No	Mann-W

Appendix I Mann-Whitney Test - All Results

Plant Bowen Client: Southern Company Data: Bowen 1, 2, 9, & 10 Printed 4/27/2026, 2:26 PM

Constituent	Well	Calc.	0.01	Alpha	Sig.	Method
Cobalt (mg/L)	GWC-6	0.5982	No	0.01	No	Mann-W
Cobalt (mg/L)	GWC-7Z	1.797	No	0.01	No	Mann-W
Cobalt (mg/L)	GWC-8RR	-0.1559	No	0.01	No	Mann-W
Cobalt (mg/L)	GWC-8Z	0.1043	No	0.01	No	Mann-W
Cobalt (mg/L)	GWC-9	-0.2188	No	0.01	No	Mann-W
Cobalt (mg/L)	GWC-10	-1.305	No	0.01	No	Mann-W
Cobalt (mg/L)	GWC-11	0.5925	No	0.01	No	Mann-W
Cobalt (mg/L)	GWC-11R	0.3909	No	0.01	No	Mann-W
Cobalt (mg/L)	GWC-12	-1.04	No	0.01	No	Mann-W
Cobalt (mg/L)	GWC-13	0.1082	No	0.01	No	Mann-W
Cobalt (mg/L)	GWC-13RZ	-0.3858	No	0.01	No	Mann-W
Cobalt (mg/L)	GWC-14Z	-0.1559	No	0.01	No	Mann-W
Cobalt (mg/L)	GWC-15R	0.3861	No	0.01	No	Mann-W
Cobalt (mg/L)	GWC-15Z	0.3909	No	0.01	No	Mann-W
Cobalt (mg/L)	GWC-44	0.2235	No	0.01	No	Mann-W
Cobalt (mg/L)	GWC-45	-1.059	No	0.01	No	Mann-W
Cobalt (mg/L)	GWC-45R	-0.05516	No	0.01	No	Mann-W
Cobalt (mg/L)	GWC-46R	0.3904	No	0.01	No	Mann-W
Cobalt (mg/L)	GWC-48	2.382	No	0.01	No	Mann-W
Cobalt (mg/L)	GWC-49Z	-1.262	No	0.01	No	Mann-W
Copper (mg/L)	GWA-1 (bg)	0.1819	No	0.01	No	Mann-W
Copper (mg/L)	GWA-2 (bg)	-0.962	No	0.01	No	Mann-W
Copper (mg/L)	GWA-2R (bg)	1.095	No	0.01	No	Mann-W
Copper (mg/L)	GWA-4RZ (bg)	0.3524	No	0.01	No	Mann-W
Copper (mg/L)	GWA-39RZ (bg)	0.2361	No	0.01	No	Mann-W
Copper (mg/L)	GWA-39Z (bg)	0.8964	No	0.01	No	Mann-W
Copper (mg/L)	GWA-40 (bg)	0.3354	No	0.01	No	Mann-W
Copper (mg/L)	GWA-41 (bg)	0.8946	No	0.01	No	Mann-W
Copper (mg/L)	GWA-41R (bg)	-1.076	No	0.01	No	Mann-W
Copper (mg/L)	GWA-42 (bg)	0.5653	No	0.01	No	Mann-W
Copper (mg/L)	GWA-43 (bg)	0.1019	No	0.01	No	Mann-W
Copper (mg/L)	GWA-43R (bg)	1.036	No	0.01	No	Mann-W
Copper (mg/L)	**GWA-50 (bg)**	**-2.674**	**Yes**	**0.01**	**Yes**	**Mann-W**
Copper (mg/L)	GWA-50R (bg)	-0.8147	No	0.01	No	Mann-W
Copper (mg/L)	GWC-5	-0.4694	No	0.01	No	Mann-W
Copper (mg/L)	GWC-6	0.8472	No	0.01	No	Mann-W
Copper (mg/L)	GWC-6RZ	0.3354	No	0.01	No	Mann-W
Copper (mg/L)	GWC-7Z	-0.07313	No	0.01	No	Mann-W
Copper (mg/L)	GWC-8RR	-0.02916	No	0.01	No	Mann-W
Copper (mg/L)	GWC-8Z	0.6091	No	0.01	No	Mann-W
Copper (mg/L)	GWC-9	0.5351	No	0.01	No	Mann-W
Copper (mg/L)	GWC-10	0.2223	No	0.01	No	Mann-W
Copper (mg/L)	GWC-10R	0.536	No	0.01	No	Mann-W
Copper (mg/L)	GWC-11	0.4251	No	0.01	No	Mann-W
Copper (mg/L)	GWC-11R	0.6705	No	0.01	No	Mann-W
Copper (mg/L)	GWC-12	-0.7871	No	0.01	No	Mann-W
Copper (mg/L)	GWC-13	0.9047	No	0.01	No	Mann-W
Copper (mg/L)	GWC-13RZ	0.8323	No	0.01	No	Mann-W
Copper (mg/L)	GWC-14Z	0.8188	No	0.01	No	Mann-W
Copper (mg/L)	GWC-15R	0.8188	No	0.01	No	Mann-W
Copper (mg/L)	GWC-15Z	0.3391	No	0.01	No	Mann-W
Copper (mg/L)	GWC-44	0	No	0.01	No	Mann-W
Copper (mg/L)	GWC-45	-0.3601	No	0.01	No	Mann-W
Copper (mg/L)	GWC-45R	0.4488	No	0.01	No	Mann-W
Copper (mg/L)	GWC-46R	0.4	No	0.01	No	Mann-W
Copper (mg/L)	GWC-47	0.7411	No	0.01	No	Mann-W
Copper (mg/L)	GWC-47R	1.036	No	0.01	No	Mann-W
Copper (mg/L)	GWC-48	-0.1018	No	0.01	No	Mann-W
Copper (mg/L)	GWC-49Z	1.171	No	0.01	No	Mann-W
Lead (mg/L)	GWA-1 (bg)	0.8375	No	0.01	No	Mann-W
Lead (mg/L)	GWA-2 (bg)	0.5009	No	0.01	No	Mann-W
Lead (mg/L)	GWA-2R (bg)	0.5009	No	0.01	No	Mann-W
Lead (mg/L)	GWA-3A (bg)	0.2343	No	0.01	No	Mann-W
Lead (mg/L)	GWA-4RZ (bg)	0.1503	No	0.01	No	Mann-W
Lead (mg/L)	GWA-39RZ (bg)	0.1575	No	0.01	No	Mann-W

Appendix I Mann-Whitney Test - All Results

Plant Bowen Client: Southern Company Data: Bowen 1, 2, 9, & 10 Printed 4/27/2026, 2:26 PM

Constituent	Well	Calc.	0.01	Alpha	Sig.	Method
Lead (mg/L)	GWA-39Z (bg)	1.009	No	0.01	No	Mann-W
Lead (mg/L)	GWA-40 (bg)	1.009	No	0.01	No	Mann-W
Lead (mg/L)	GWA-41 (bg)	0.3273	No	0.01	No	Mann-W
Lead (mg/L)	GWA-41R (bg)	1.138	No	0.01	No	Mann-W
Lead (mg/L)	GWA-42 (bg)	0.722	No	0.01	No	Mann-W
Lead (mg/L)	GWA-43 (bg)	1.263	No	0.01	No	Mann-W
Lead (mg/L)	GWA-43R (bg)	0.8891	No	0.01	No	Mann-W
Lead (mg/L)	GWA-50 (bg)	0.5429	No	0.01	No	Mann-W
Lead (mg/L)	GWC-5	0.2315	No	0.01	No	Mann-W
Lead (mg/L)	GWC-6	0.766	No	0.01	No	Mann-W
Lead (mg/L)	GWC-6RZ	0.6582	No	0.01	No	Mann-W
Lead (mg/L)	GWC-7Z	0.9856	No	0.01	No	Mann-W
Lead (mg/L)	GWC-8RR	0.5072	No	0.01	No	Mann-W
Lead (mg/L)	GWC-8Z	1.2	No	0.01	No	Mann-W
Lead (mg/L)	GWC-9	0.9125	No	0.01	No	Mann-W
Lead (mg/L)	GWC-10	0.2315	No	0.01	No	Mann-W
Lead (mg/L)	GWC-10R	0.2315	No	0.01	No	Mann-W
Lead (mg/L)	GWC-11	0.5009	No	0.01	No	Mann-W
Lead (mg/L)	GWC-11R	0.5009	No	0.01	No	Mann-W
Lead (mg/L)	GWC-12	0.2315	No	0.01	No	Mann-W
Lead (mg/L)	GWC-13	1.054	No	0.01	No	Mann-W
Lead (mg/L)	GWC-13RZ	0.6059	No	0.01	No	Mann-W
Lead (mg/L)	GWC-14Z	0.3861	No	0.01	No	Mann-W
Lead (mg/L)	GWC-15R	-2.224	No	0.01	No	Mann-W
Lead (mg/L)	GWC-15Z	0.5982	No	0.01	No	Mann-W
Lead (mg/L)	GWC-44	-0.5626	No	0.01	No	Mann-W
Lead (mg/L)	GWC-45	0.2603	No	0.01	No	Mann-W
Lead (mg/L)	GWC-45R	0.6854	No	0.01	No	Mann-W
Lead (mg/L)	GWC-47	1.008	No	0.01	No	Mann-W
Lead (mg/L)	GWC-47R	0.8707	No	0.01	No	Mann-W
Lead (mg/L)	GWC-48	0.722	No	0.01	No	Mann-W
Lead (mg/L)	GWC-49Z	1.264	No	0.01	No	Mann-W
Nickel (mg/L)	GWA-1 (bg)	-0.02964	No	0.01	No	Mann-W
Nickel (mg/L)	GWA-2 (bg)	0.3449	No	0.01	No	Mann-W
Nickel (mg/L)	GWA-2R (bg)	0.3744	No	0.01	No	Mann-W
Nickel (mg/L)	GWA-4RZ (bg)	1.016	No	0.01	No	Mann-W
Nickel (mg/L)	GWA-39RZ (bg)	0.8658	No	0.01	No	Mann-W
Nickel (mg/L)	GWA-39Z (bg)	1.332	No	0.01	No	Mann-W
Nickel (mg/L)	GWA-40 (bg)	0.3354	No	0.01	No	Mann-W
Nickel (mg/L)	GWA-41 (bg)	1.202	No	0.01	No	Mann-W
Nickel (mg/L)	GWA-41R (bg)	1.038	No	0.01	No	Mann-W
Nickel (mg/L)	**GWA-42 (bg)**	**2.642**	**Yes**	**0.01**	**Yes**	**Mann-W**
Nickel (mg/L)	GWA-43 (bg)	1.947	No	0.01	No	Mann-W
Nickel (mg/L)	GWA-43R (bg)	0.5653	No	0.01	No	Mann-W
Nickel (mg/L)	GWA-50 (bg)	2.044	No	0.01	No	Mann-W
Nickel (mg/L)	GWA-50R (bg)	2.138	No	0.01	No	Mann-W
Nickel (mg/L)	GWC-5	-1.582	No	0.01	No	Mann-W
Nickel (mg/L)	GWC-6	0.1852	No	0.01	No	Mann-W
Nickel (mg/L)	GWC-7Z	0.6718	No	0.01	No	Mann-W
Nickel (mg/L)	GWC-8RR	-0.1408	No	0.01	No	Mann-W
Nickel (mg/L)	GWC-8Z	0.6397	No	0.01	No	Mann-W
Nickel (mg/L)	GWC-9	0.5695	No	0.01	No	Mann-W
Nickel (mg/L)	GWC-10	1.005	No	0.01	No	Mann-W
Nickel (mg/L)	GWC-10R	0.3745	No	0.01	No	Mann-W
Nickel (mg/L)	GWC-11	0.4251	No	0.01	No	Mann-W
Nickel (mg/L)	GWC-11R	0.4119	No	0.01	No	Mann-W
Nickel (mg/L)	GWC-12	-0.2682	No	0.01	No	Mann-W
Nickel (mg/L)	GWC-13	0.09098	No	0.01	No	Mann-W
Nickel (mg/L)	GWC-13RZ	0.9339	No	0.01	No	Mann-W
Nickel (mg/L)	GWC-14Z	-0.02733	No	0.01	No	Mann-W
Nickel (mg/L)	GWC-15R	0.9928	No	0.01	No	Mann-W
Nickel (mg/L)	GWC-15Z	-0.3265	No	0.01	No	Mann-W
Nickel (mg/L)	GWC-44	1.559	No	0.01	No	Mann-W
Nickel (mg/L)	GWC-45	1.113	No	0.01	No	Mann-W
Nickel (mg/L)	GWC-45R	-0.1852	No	0.01	No	Mann-W

Appendix I Mann-Whitney Test - All Results

Plant Bowen Client: Southern Company Data: Bowen 1, 2, 9, & 10 Printed 4/27/2026, 2:26 PM

Constituent	Well	Calc.	0.01	Alpha	Sig.	Method
Nickel (mg/L)	GWC-46R	0.4	No	0.01	No	Mann-W
Nickel (mg/L)	GWC-47	0.3354	No	0.01	No	Mann-W
Nickel (mg/L)	GWC-47R	1.171	No	0.01	No	Mann-W
Nickel (mg/L)	**GWC-48**	**2.986**	**Yes**	**0.01**	**Yes**	**Mann-W**
Nickel (mg/L)	GWC-49R	0.3354	No	0.01	No	Mann-W
Nickel (mg/L)	GWC-49Z	-1.009	No	0.01	No	Mann-W
Selenium (mg/L)	GWA-2 (bg)	0.766	No	0.01	No	Mann-W
Selenium (mg/L)	GWA-2R (bg)	0.2315	No	0.01	No	Mann-W
Selenium (mg/L)	GWA-43 (bg)	0.3273	No	0.01	No	Mann-W
Selenium (mg/L)	GWC-5	-0.3635	No	0.01	No	Mann-W
Selenium (mg/L)	GWC-6RZ	0.3	No	0.01	No	Mann-W
Selenium (mg/L)	GWC-8Z	-0.3727	No	0.01	No	Mann-W
Selenium (mg/L)	GWC-9	-2.206	No	0.01	No	Mann-W
Selenium (mg/L)	GWC-13	-0.7796	No	0.01	No	Mann-W
Selenium (mg/L)	GWC-13RZ	-1.118	No	0.01	No	Mann-W
Selenium (mg/L)	GWC-14Z	0.3862	No	0.01	No	Mann-W
Selenium (mg/L)	GWC-15R	0.2315	No	0.01	No	Mann-W
Selenium (mg/L)	GWC-44	-0.03997	No	0.01	No	Mann-W
Selenium (mg/L)	GWC-46R	0.3904	No	0.01	No	Mann-W
Selenium (mg/L)	GWC-48	-0.583	No	0.01	No	Mann-W
Silver (mg/L)	GWA-50 (bg)	-2.063	No	0.01	No	Mann-W
Silver (mg/L)	GWA-50R (bg)	-2.453	No	0.01	No	Mann-W
Silver (mg/L)	GWC-12	-0.411	No	0.01	No	Mann-W
Silver (mg/L)	GWC-13RZ	-0.4167	No	0.01	No	Mann-W
Silver (mg/L)	GWC-45	-0.3904	No	0.01	No	Mann-W
Silver (mg/L)	GWC-45R	-0.3904	No	0.01	No	Mann-W
Vanadium (mg/L)	GWA-1 (bg)	-0.2432	No	0.01	No	Mann-W
Vanadium (mg/L)	GWA-2 (bg)	0.1177	No	0.01	No	Mann-W
Vanadium (mg/L)	GWA-2R (bg)	-0.8218	No	0.01	No	Mann-W
Vanadium (mg/L)	GWA-3A (bg)	0.4177	No	0.01	No	Mann-W
Vanadium (mg/L)	GWA-4RZ (bg)	-0.1969	No	0.01	No	Mann-W
Vanadium (mg/L)	GWA-39RZ (bg)	-1.032	No	0.01	No	Mann-W
Vanadium (mg/L)	GWA-41R (bg)	-2.348	No	0.01	No	Mann-W
Vanadium (mg/L)	GWA-42 (bg)	-2.348	No	0.01	No	Mann-W
Vanadium (mg/L)	GWA-43 (bg)	-1.454	No	0.01	No	Mann-W
Vanadium (mg/L)	GWA-43R (bg)	-0.8759	No	0.01	No	Mann-W
Vanadium (mg/L)	GWA-50R (bg)	0.7049	No	0.01	No	Mann-W
Vanadium (mg/L)	GWC-5	0.6399	No	0.01	No	Mann-W
Vanadium (mg/L)	GWC-6	0.8189	No	0.01	No	Mann-W
Vanadium (mg/L)	GWC-7Z	0.4447	No	0.01	No	Mann-W
Vanadium (mg/L)	GWC-8RR	-0.4223	No	0.01	No	Mann-W
Vanadium (mg/L)	GWC-8Z	-0.4743	No	0.01	No	Mann-W
Vanadium (mg/L)	GWC-9	0.2501	No	0.01	No	Mann-W
Vanadium (mg/L)	GWC-10	-0.04266	No	0.01	No	Mann-W
Vanadium (mg/L)	GWC-11	0.5353	No	0.01	No	Mann-W
Vanadium (mg/L)	GWC-11R	0.1852	No	0.01	No	Mann-W
Vanadium (mg/L)	GWC-12	0.4763	No	0.01	No	Mann-W
Vanadium (mg/L)	GWC-13	-1.177	No	0.01	No	Mann-W
Vanadium (mg/L)	GWC-13RZ	-0.9824	No	0.01	No	Mann-W
Vanadium (mg/L)	GWC-14Z	0.09098	No	0.01	No	Mann-W
Vanadium (mg/L)	GWC-15R	0.2466	No	0.01	No	Mann-W
Vanadium (mg/L)	GWC-15Z	-0.5679	No	0.01	No	Mann-W
Vanadium (mg/L)	GWC-44	-1.454	No	0.01	No	Mann-W
Vanadium (mg/L)	GWC-45	-1.138	No	0.01	No	Mann-W
Vanadium (mg/L)	**GWC-45R**	**-3.28**	**Yes**	**0.01**	**Yes**	**Mann-W**
Vanadium (mg/L)	GWC-47R	0.3354	No	0.01	No	Mann-W
Vanadium (mg/L)	GWC-48	0.3354	No	0.01	No	Mann-W
Zinc (mg/L)	GWA-1 (bg)	1.044	No	0.01	No	Mann-W
Zinc (mg/L)	GWA-2 (bg)	1.07	No	0.01	No	Mann-W
Zinc (mg/L)	GWA-2R (bg)	1.495	No	0.01	No	Mann-W
Zinc (mg/L)	GWA-4RZ (bg)	1.268	No	0.01	No	Mann-W
Zinc (mg/L)	GWA-39RZ (bg)	1.725	No	0.01	No	Mann-W
Zinc (mg/L)	GWA-39Z (bg)	2.077	No	0.01	No	Mann-W
Zinc (mg/L)	GWA-40 (bg)	1.302	No	0.01	No	Mann-W
Zinc (mg/L)	GWA-41 (bg)	1.304	No	0.01	No	Mann-W

Appendix I Mann-Whitney Test - All Results

Plant Bowen Client: Southern Company Data: Bowen 1, 2, 9, & 10 Printed 4/27/2026, 2:26 PM

Constituent	Well	Calc.	0.01	Alpha	Sig.	Method
Zinc (mg/L)	GWA-41R (bg)	0.9513	No	0.01	No	Mann-W
Zinc (mg/L)	GWA-42 (bg)	-0.4275	No	0.01	No	Mann-W
Zinc (mg/L)	GWA-43 (bg)	1.815	No	0.01	No	Mann-W
Zinc (mg/L)	GWA-43R (bg)	1.816	No	0.01	No	Mann-W
Zinc (mg/L)	GWA-50 (bg)	2.189	No	0.01	No	Mann-W
Zinc (mg/L)	GWA-50R (bg)	0.7041	No	0.01	No	Mann-W
Zinc (mg/L)	GWC-5	-2.003	No	0.01	No	Mann-W
Zinc (mg/L)	GWC-6	1.144	No	0.01	No	Mann-W
Zinc (mg/L)	GWC-6RZ	1.687	No	0.01	No	Mann-W
Zinc (mg/L)	GWC-7Z	0.8728	No	0.01	No	Mann-W
Zinc (mg/L)	GWC-8RR	0.6334	No	0.01	No	Mann-W
Zinc (mg/L)	GWC-8Z	2.115	No	0.01	No	Mann-W
Zinc (mg/L)	GWC-9	0.5929	No	0.01	No	Mann-W
Zinc (mg/L)	GWC-10	0.8891	No	0.01	No	Mann-W
Zinc (mg/L)	GWC-10R	2.292	No	0.01	No	Mann-W
Zinc (mg/L)	GWC-11	1.014	No	0.01	No	Mann-W
Zinc (mg/L)	GWC-11R	1.41	No	0.01	No	Mann-W
Zinc (mg/L)	GWC-12	1.825	No	0.01	No	Mann-W
Zinc (mg/L)	GWC-13	0.5754	No	0.01	No	Mann-W
Zinc (mg/L)	GWC-13RZ	-0.225	No	0.01	No	Mann-W
Zinc (mg/L)	GWC-14Z	1.542	No	0.01	No	Mann-W
Zinc (mg/L)	GWC-15R	1.444	No	0.01	No	Mann-W
Zinc (mg/L)	GWC-15Z	1.236	No	0.01	No	Mann-W
Zinc (mg/L)	GWC-44	0.1572	No	0.01	No	Mann-W
Zinc (mg/L)	GWC-45	0.7887	No	0.01	No	Mann-W
Zinc (mg/L)	GWC-45R	1.671	No	0.01	No	Mann-W
Zinc (mg/L)	GWC-46R	2.02	No	0.01	No	Mann-W
Zinc (mg/L)	GWC-47	2.485	No	0.01	No	Mann-W
Zinc (mg/L)	GWC-47R	-0.6591	No	0.01	No	Mann-W
Zinc (mg/L)	GWC-48	1.746	No	0.01	No	Mann-W
Zinc (mg/L)	GWC-49R	1.171	No	0.01	No	Mann-W
Zinc (mg/L)	GWC-49Z	2.078	No	0.01	No	Mann-W

Sanitas™ v.10.1.06d Software licensed to Groundwater Stats Consulting. UG
Hollow symbols indicate censored values.

Mann-Whitney (Wilcoxon Rank Sum)

GWA-1 (bg)

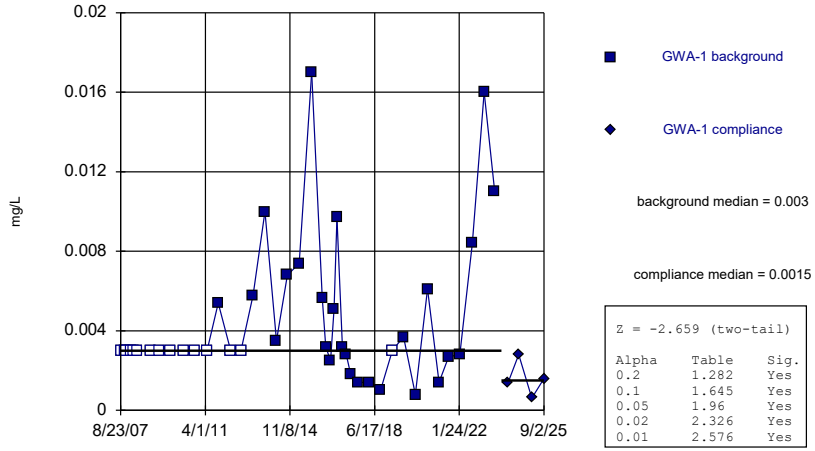

Z = -2.659 (two-tail)

Alpha	Table	Sig.
0.2	1.282	Yes
0.1	1.645	Yes
0.05	1.96	Yes
0.02	2.326	Yes
0.01	2.576	Yes

Constituent: Antimony Analysis Run 4/27/2026 2:10 PM View: Appendix I Mann-Whitney
Plant Bowen Client: Southern Company Data: Bowen 1, 2, 9, & 10

Sanitas™ v.10.1.06d Software licensed to Groundwater Stats Consulting. UG
Hollow symbols indicate censored values.

Mann-Whitney (Wilcoxon Rank Sum)

GWA-2 (bg)

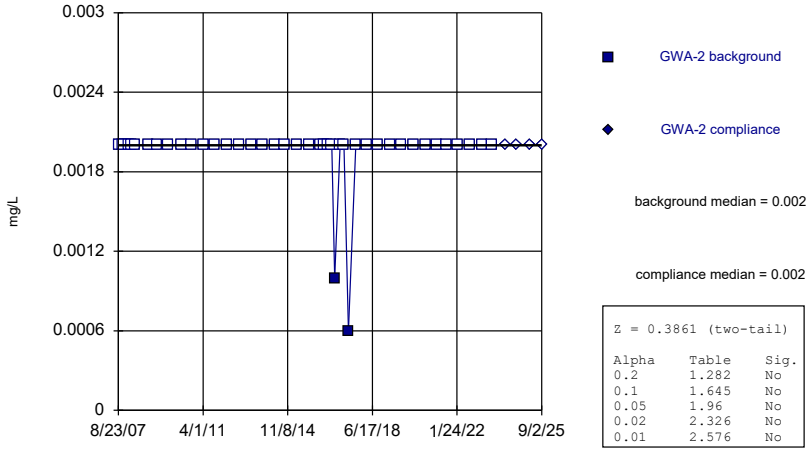

Z = 0.3861 (two-tail)

Alpha	Table	Sig.
0.2	1.282	No
0.1	1.645	No
0.05	1.96	No
0.02	2.326	No
0.01	2.576	No

Constituent: Antimony Analysis Run 4/27/2026 2:10 PM View: Appendix I Mann-Whitney
Plant Bowen Client: Southern Company Data: Bowen 1, 2, 9, & 10

Sanitas™ v.10.1.06d Software licensed to Groundwater Stats Consulting. UG
Hollow symbols indicate censored values.

Mann-Whitney (Wilcoxon Rank Sum)

GWA-2R (bg)

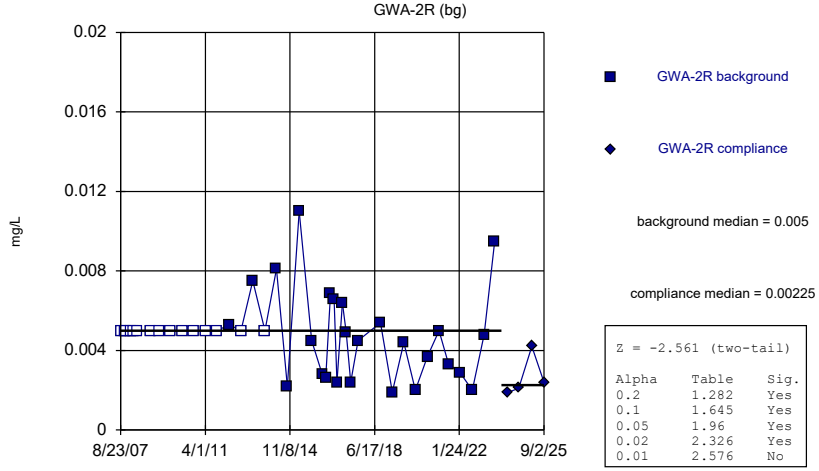

Z = -2.561 (two-tail)

Alpha	Table	Sig.
0.2	1.282	Yes
0.1	1.645	Yes
0.05	1.96	Yes
0.02	2.326	Yes
0.01	2.576	No

Constituent: Antimony Analysis Run 4/27/2026 2:10 PM View: Appendix I Mann-Whitney
Plant Bowen Client: Southern Company Data: Bowen 1, 2, 9, & 10

Sanitas™ v.10.1.06d Software licensed to Groundwater Stats Consulting. UG
Hollow symbols indicate censored values.

Mann-Whitney (Wilcoxon Rank Sum)

GWA-3A (bg)

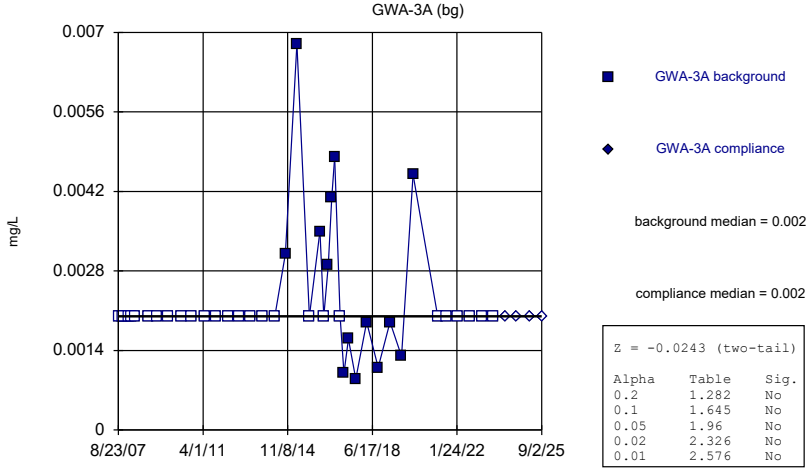

Z = -0.0243 (two-tail)

Alpha	Table	Sig.
0.2	1.282	No
0.1	1.645	No
0.05	1.96	No
0.02	2.326	No
0.01	2.576	No

Constituent: Antimony Analysis Run 4/27/2026 2:10 PM View: Appendix I Mann-Whitney
Plant Bowen Client: Southern Company Data: Bowen 1, 2, 9, & 10

Sanitas™ v.10.1.06d Software licensed to Groundwater Stats Consulting. UG
Hollow symbols indicate censored values.

Mann-Whitney (Wilcoxon Rank Sum)

GWA-4RZ (bg)

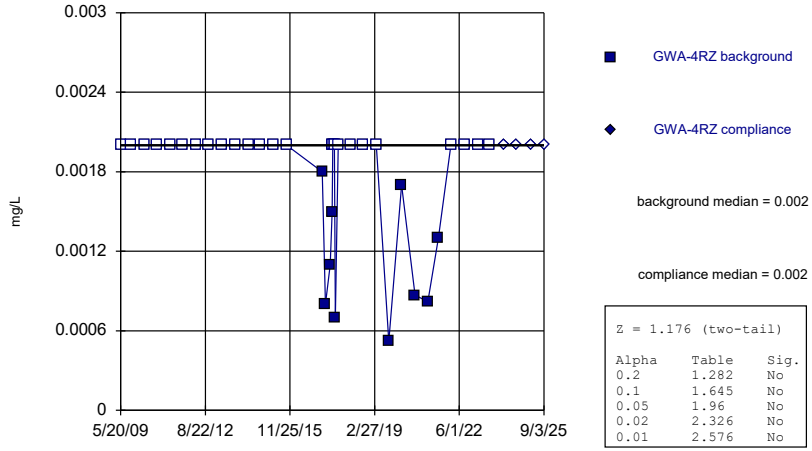

Z = 1.176 (two-tail)

Alpha	Table	Sig.
0.2	1.282	No
0.1	1.645	No
0.05	1.96	No
0.02	2.326	No
0.01	2.576	No

Constituent: Antimony Analysis Run 4/27/2026 2:10 PM View: Appendix I Mann-Whitney
Plant Bowen Client: Southern Company Data: Bowen 1, 2, 9, & 10

Sanitas™ v.10.1.06d Software licensed to Groundwater Stats Consulting. UG
Hollow symbols indicate censored values.

Mann-Whitney (Wilcoxon Rank Sum)

GWA-39RZ (bg)

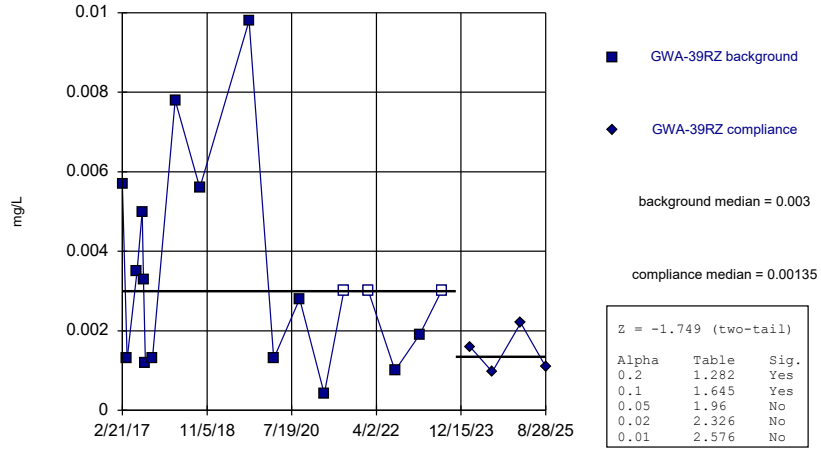

Z = -1.749 (two-tail)

Alpha	Table	Sig.
0.2	1.282	Yes
0.1	1.645	Yes
0.05	1.96	No
0.02	2.326	No
0.01	2.576	No

Constituent: Antimony Analysis Run 4/27/2026 2:10 PM View: Appendix I Mann-Whitney
Plant Bowen Client: Southern Company Data: Bowen 1, 2, 9, & 10

Sanitas™ v.10.1.06d Software licensed to Groundwater Stats Consulting. UG
Hollow symbols indicate censored values.

Mann-Whitney (Wilcoxon Rank Sum)

GWA-39Z (bg)

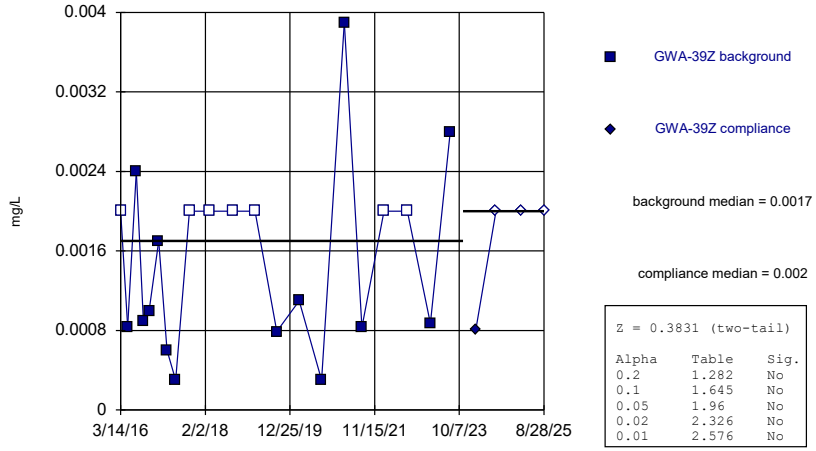

Z = 0.3831 (two-tail)

Alpha	Table	Sig.
0.2	1.282	No
0.1	1.645	No
0.05	1.96	No
0.02	2.326	No
0.01	2.576	No

Constituent: Antimony Analysis Run 4/27/2026 2:10 PM View: Appendix I Mann-Whitney
Plant Bowen Client: Southern Company Data: Bowen 1, 2, 9, & 10

Sanitas™ v.10.1.06d Software licensed to Groundwater Stats Consulting. UG
Hollow symbols indicate censored values.

Mann-Whitney (Wilcoxon Rank Sum)

GWA-40 (bg)

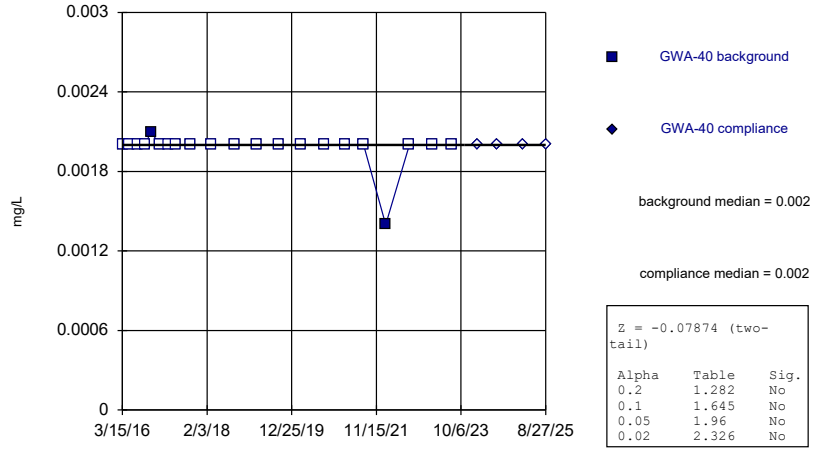

Z = -0.07874 (two-tail)

Alpha	Table	Sig.
0.2	1.282	No
0.1	1.645	No
0.05	1.96	No
0.02	2.326	No

Constituent: Antimony Analysis Run 4/27/2026 2:10 PM View: Appendix I Mann-Whitney
Plant Bowen Client: Southern Company Data: Bowen 1, 2, 9, & 10

Sanitas™ v.10.1.06d Software licensed to Groundwater Stats Consulting. UG
Hollow symbols indicate censored values.

Mann-Whitney (Wilcoxon Rank Sum)

GWA-41 (bg)

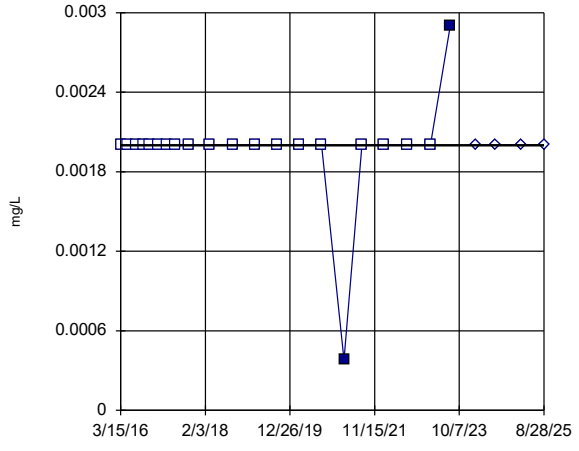

GWA-41 background

GWA-41 compliance

background median = 0.002

compliance median = 0.002

Z = -0.07874 (two-tail)

Alpha	Table	Sig.
0.2	1.282	No
0.1	1.645	No
0.05	1.96	No
0.02	2.326	No

Constituent: Antimony Analysis Run 4/27/2026 2:10 PM View: Appendix I Mann-Whitney
Plant Bowen Client: Southern Company Data: Bowen 1, 2, 9, & 10

Sanitas™ v.10.1.06d Software licensed to Groundwater Stats Consulting. UG
Hollow symbols indicate censored values.

Mann-Whitney (Wilcoxon Rank Sum)

GWA-41R (bg)

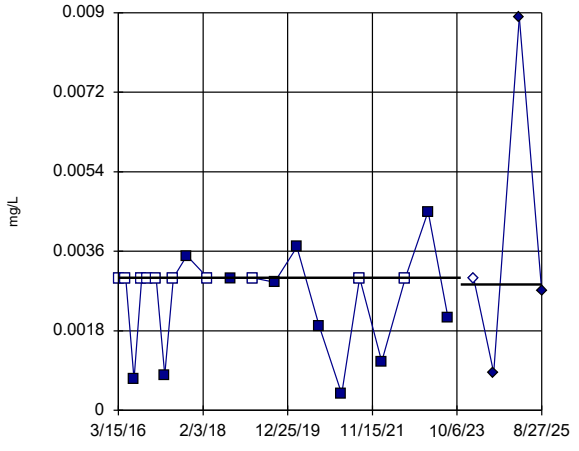

GWA-41R background

GWA-41R compliance

background median = 0.003

compliance median = 0.00285

Z = 0.03874 (two-tail)

Alpha	Table	Sig.
0.2	1.282	No
0.1	1.645	No
0.05	1.96	No
0.02	2.326	No
0.01	2.576	No

Constituent: Antimony Analysis Run 4/27/2026 2:10 PM View: Appendix I Mann-Whitney
Plant Bowen Client: Southern Company Data: Bowen 1, 2, 9, & 10

Sanitas™ v.10.1.06d Software licensed to Groundwater Stats Consulting. UG
Hollow symbols indicate censored values.

Mann-Whitney (Wilcoxon Rank Sum)

GWA-42 (bg)

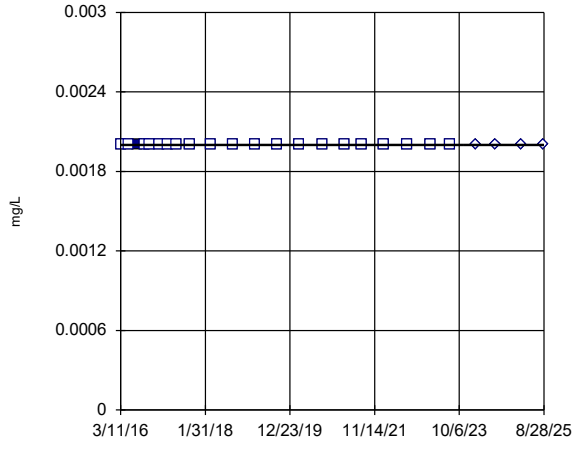

GWA-42 background

GWA-42 compliance

background median = 0.002

compliance median = 0.002

Z = 0.3273 (two-tail)

Alpha	Table	Sig.
0.2	1.282	No
0.1	1.645	No
0.05	1.96	No
0.02	2.326	No
0.01	2.576	No

Constituent: Antimony Analysis Run 4/27/2026 2:10 PM View: Appendix I Mann-Whitney
Plant Bowen Client: Southern Company Data: Bowen 1, 2, 9, & 10

Sanitas™ v.10.1.06d Software licensed to Groundwater Stats Consulting. UG
Hollow symbols indicate censored values.

Mann-Whitney (Wilcoxon Rank Sum)

GWA-43 (bg)

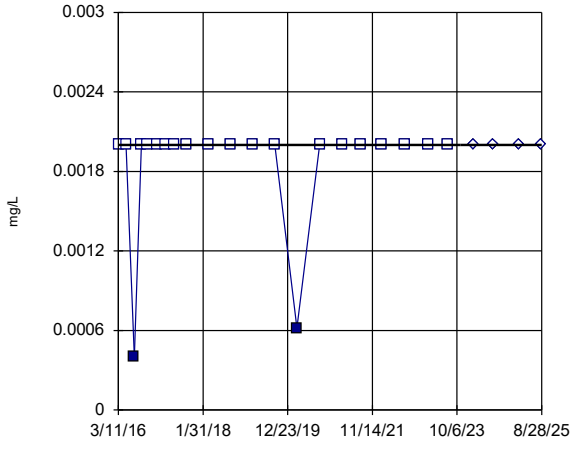

GWA-43 background

GWA-43 compliance

background median = 0.002

compliance median = 0.002

Z = 0.5512 (two-tail)

Alpha	Table	Sig.
0.2	1.282	No
0.1	1.645	No
0.05	1.96	No
0.02	2.326	No
0.01	2.576	No

Constituent: Antimony Analysis Run 4/27/2026 2:10 PM View: Appendix I Mann-Whitney
Plant Bowen Client: Southern Company Data: Bowen 1, 2, 9, & 10

Sanitas™ v.10.1.06d Software licensed to Groundwater Stats Consulting. UG
Hollow symbols indicate censored values.

Mann-Whitney (Wilcoxon Rank Sum)

GWA-43R (bg)

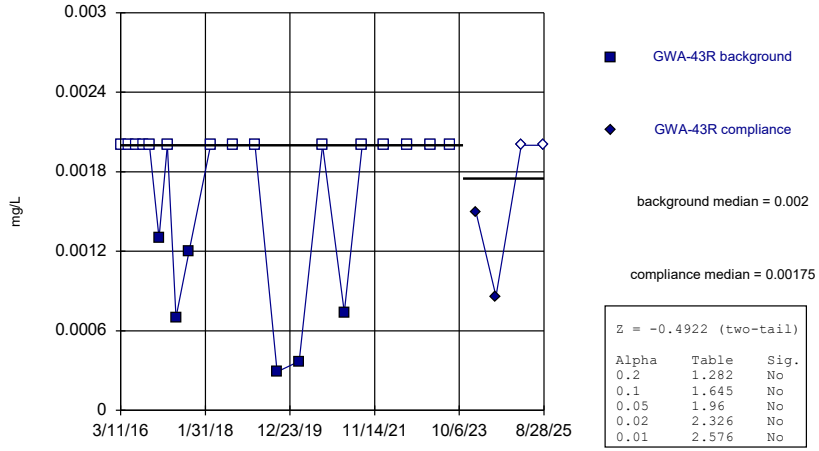

Z = -0.4922 (two-tail)

Alpha	Table	Sig.
0.2	1.282	No
0.1	1.645	No
0.05	1.96	No
0.02	2.326	No
0.01	2.576	No

Constituent: Antimony Analysis Run 4/27/2026 2:10 PM View: Appendix I Mann-Whitney
Plant Bowen Client: Southern Company Data: Bowen 1, 2, 9, & 10

Sanitas™ v.10.1.06d Software licensed to Groundwater Stats Consulting. UG
Hollow symbols indicate censored values.

Mann-Whitney (Wilcoxon Rank Sum)

GWA-50 (bg)

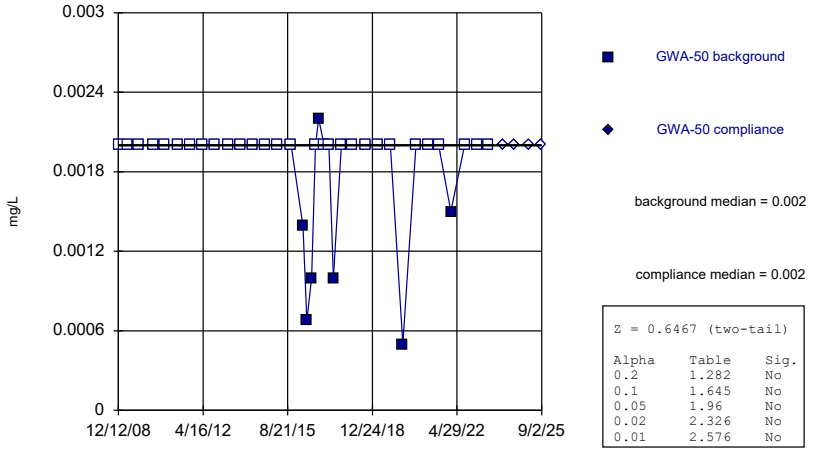

Z = 0.6467 (two-tail)

Alpha	Table	Sig.
0.2	1.282	No
0.1	1.645	No
0.05	1.96	No
0.02	2.326	No
0.01	2.576	No

Constituent: Antimony Analysis Run 4/27/2026 2:10 PM View: Appendix I Mann-Whitney
Plant Bowen Client: Southern Company Data: Bowen 1, 2, 9, & 10

Sanitas™ v.10.1.06d Software licensed to Groundwater Stats Consulting. UG
Hollow symbols indicate censored values.

Mann-Whitney (Wilcoxon Rank Sum)

GWA-50R (bg)

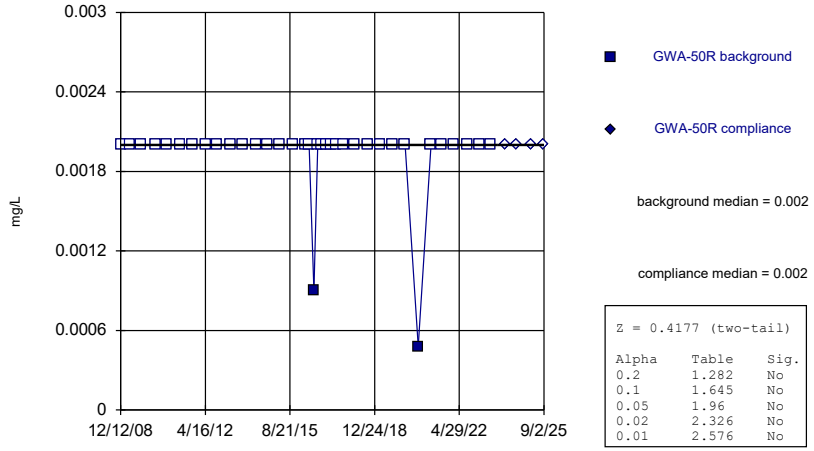

Z = 0.4177 (two-tail)

Alpha	Table	Sig.
0.2	1.282	No
0.1	1.645	No
0.05	1.96	No
0.02	2.326	No
0.01	2.576	No

Constituent: Antimony Analysis Run 4/27/2026 2:10 PM View: Appendix I Mann-Whitney
Plant Bowen Client: Southern Company Data: Bowen 1, 2, 9, & 10

Sanitas™ v.10.1.06d Software licensed to Groundwater Stats Consulting. UG
Hollow symbols indicate censored values.

Mann-Whitney (Wilcoxon Rank Sum)

GWC-5

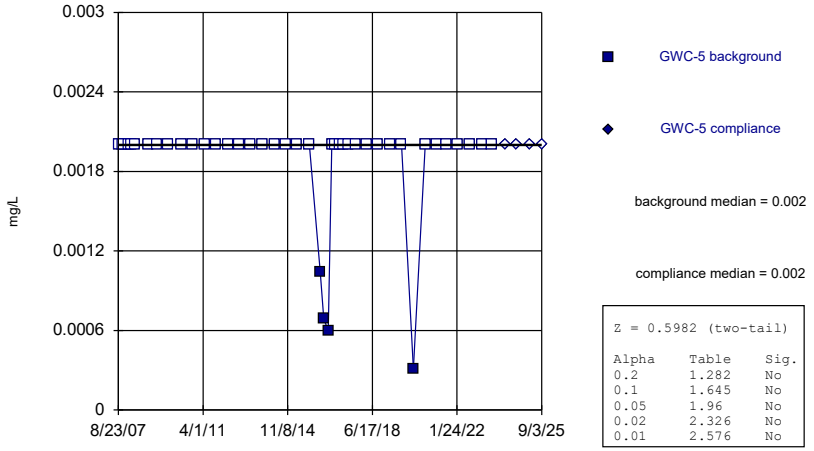

Z = 0.5982 (two-tail)

Alpha	Table	Sig.
0.2	1.282	No
0.1	1.645	No
0.05	1.96	No
0.02	2.326	No
0.01	2.576	No

Constituent: Antimony Analysis Run 4/27/2026 2:10 PM View: Appendix I Mann-Whitney
Plant Bowen Client: Southern Company Data: Bowen 1, 2, 9, & 10

Sanitas™ v.10.1.06d Software licensed to Groundwater Stats Consulting. UG
Hollow symbols indicate censored values.

Mann-Whitney (Wilcoxon Rank Sum)

GWC-6

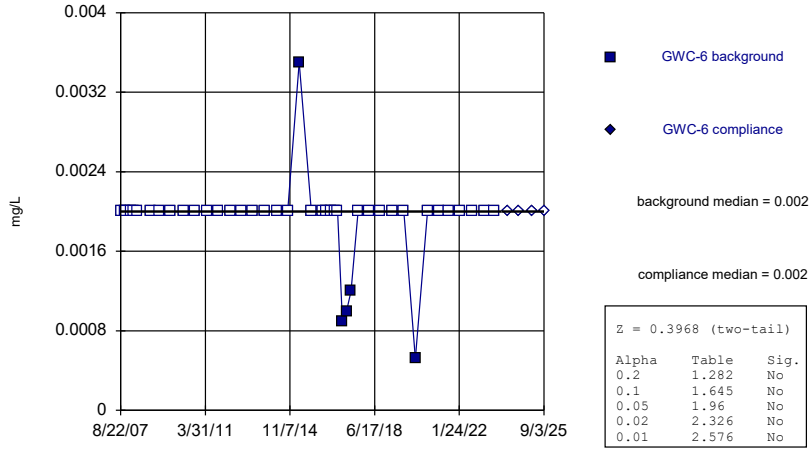

Z = 0.3968 (two-tail)

Alpha	Table	Sig.
0.2	1.282	No
0.1	1.645	No
0.05	1.96	No
0.02	2.326	No
0.01	2.576	No

Constituent: Antimony Analysis Run 4/27/2026 2:10 PM View: Appendix I Mann-Whitney
Plant Bowen Client: Southern Company Data: Bowen 1, 2, 9, & 10

Sanitas™ v.10.1.06d Software licensed to Groundwater Stats Consulting. UG
Hollow symbols indicate censored values.

Mann-Whitney (Wilcoxon Rank Sum)

GWC-6RZ

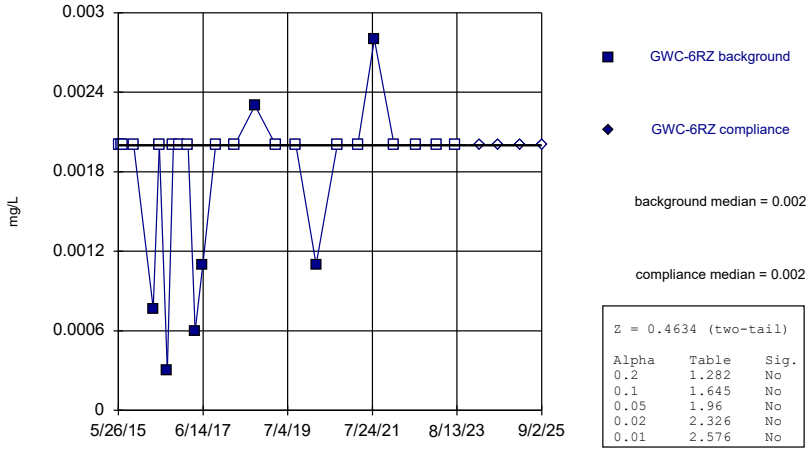

Z = 0.4634 (two-tail)

Alpha	Table	Sig.
0.2	1.282	No
0.1	1.645	No
0.05	1.96	No
0.02	2.326	No
0.01	2.576	No

Constituent: Antimony Analysis Run 4/27/2026 2:10 PM View: Appendix I Mann-Whitney
Plant Bowen Client: Southern Company Data: Bowen 1, 2, 9, & 10

Sanitas™ v.10.1.06d Software licensed to Groundwater Stats Consulting. UG
Hollow symbols indicate censored values.

Mann-Whitney (Wilcoxon Rank Sum)

GWC-7Z

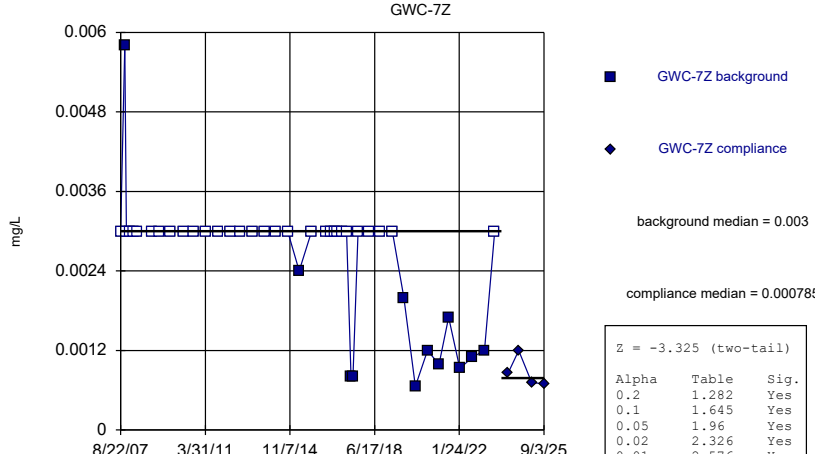

Z = -3.325 (two-tail)

Alpha	Table	Sig.
0.2	1.282	Yes
0.1	1.645	Yes
0.05	1.96	Yes
0.02	2.326	Yes
0.01	2.576	Yes

Constituent: Antimony Analysis Run 4/27/2026 2:10 PM View: Appendix I Mann-Whitney
Plant Bowen Client: Southern Company Data: Bowen 1, 2, 9, & 10

Sanitas™ v.10.1.06d Software licensed to Groundwater Stats Consulting. UG
Hollow symbols indicate censored values.

Mann-Whitney (Wilcoxon Rank Sum)

GWC-8RR

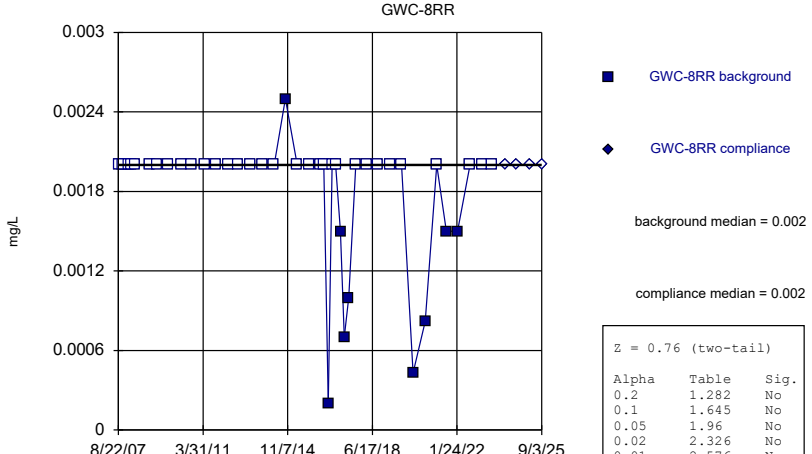

Z = 0.76 (two-tail)

Alpha	Table	Sig.
0.2	1.282	No
0.1	1.645	No
0.05	1.96	No
0.02	2.326	No
0.01	2.576	No

Constituent: Antimony Analysis Run 4/27/2026 2:10 PM View: Appendix I Mann-Whitney
Plant Bowen Client: Southern Company Data: Bowen 1, 2, 9, & 10

Sanitas™ v.10.1.06d Software licensed to Groundwater Stats Consulting. UG
Hollow symbols indicate censored values.

Mann-Whitney (Wilcoxon Rank Sum)

GWC-8Z

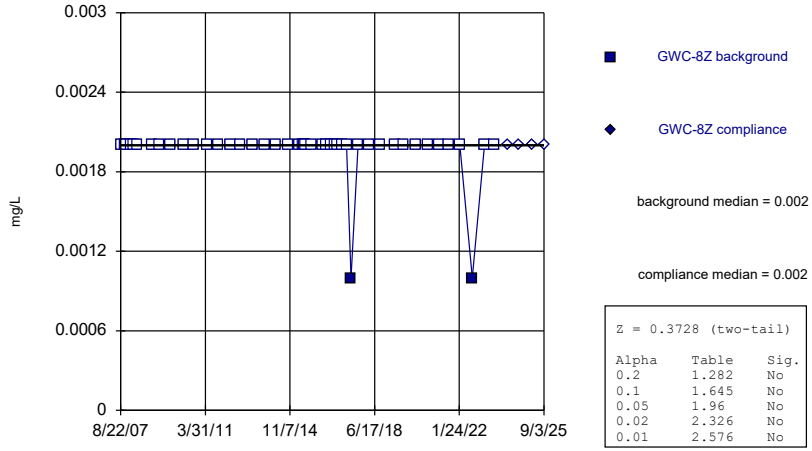

Z = 0.3728 (two-tail)

Alpha	Table	Sig.
0.2	1.282	No
0.1	1.645	No
0.05	1.96	No
0.02	2.326	No
0.01	2.576	No

Constituent: Antimony Analysis Run 4/27/2026 2:10 PM View: Appendix I Mann-Whitney
Plant Bowen Client: Southern Company Data: Bowen 1, 2, 9, & 10

Sanitas™ v.10.1.06d Software licensed to Groundwater Stats Consulting. UG
Hollow symbols indicate censored values.

Mann-Whitney (Wilcoxon Rank Sum)

GWC-9

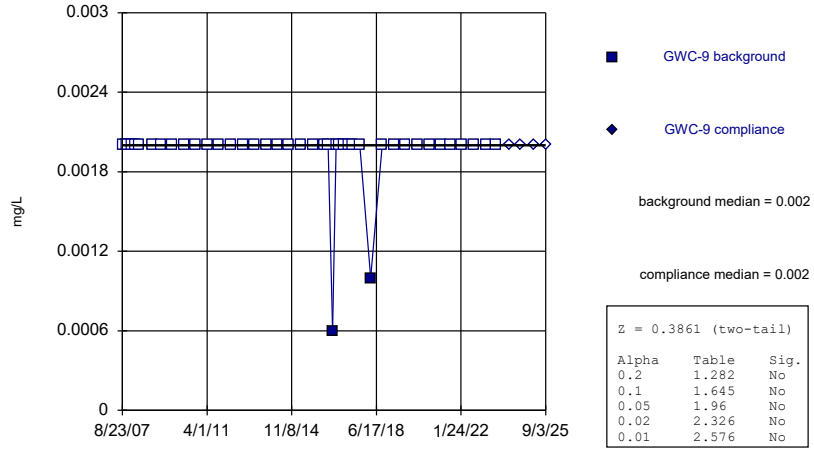

Z = 0.3861 (two-tail)

Alpha	Table	Sig.
0.2	1.282	No
0.1	1.645	No
0.05	1.96	No
0.02	2.326	No
0.01	2.576	No

Constituent: Antimony Analysis Run 4/27/2026 2:10 PM View: Appendix I Mann-Whitney
Plant Bowen Client: Southern Company Data: Bowen 1, 2, 9, & 10

Sanitas™ v.10.1.06d Software licensed to Groundwater Stats Consulting. UG
Hollow symbols indicate censored values.

Mann-Whitney (Wilcoxon Rank Sum)

GWC-10

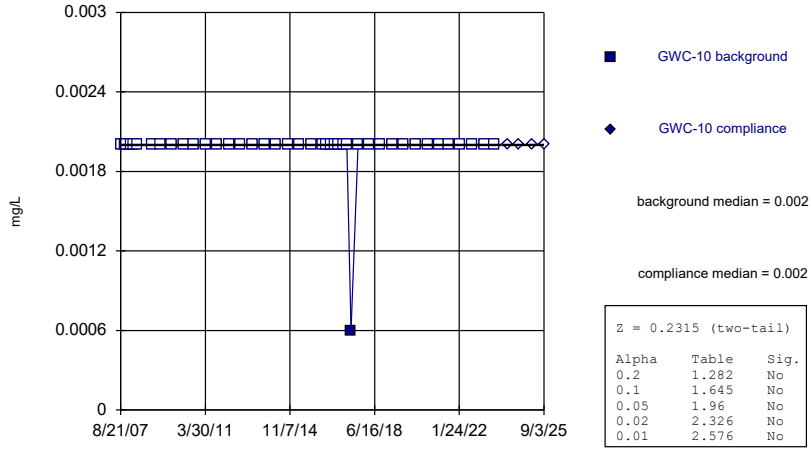

Z = 0.2315 (two-tail)

Alpha	Table	Sig.
0.2	1.282	No
0.1	1.645	No
0.05	1.96	No
0.02	2.326	No
0.01	2.576	No

Constituent: Antimony Analysis Run 4/27/2026 2:11 PM View: Appendix I Mann-Whitney
Plant Bowen Client: Southern Company Data: Bowen 1, 2, 9, & 10

Sanitas™ v.10.1.06d Software licensed to Groundwater Stats Consulting. UG
Hollow symbols indicate censored values.

Mann-Whitney (Wilcoxon Rank Sum)

GWC-10R

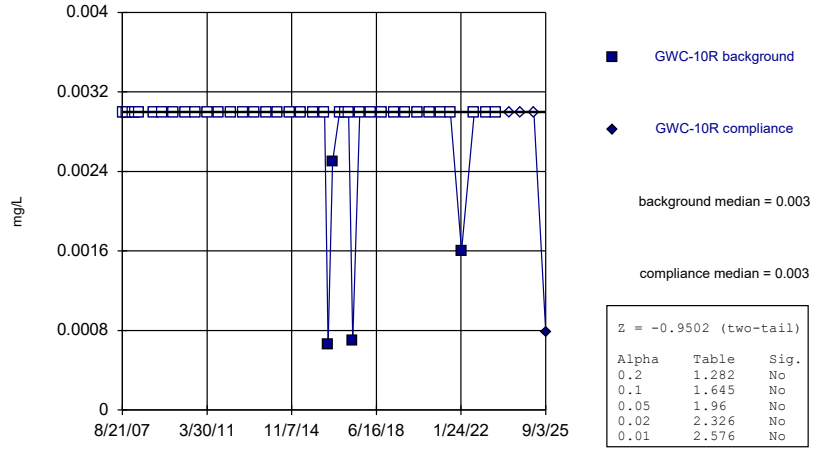

Z = -0.9502 (two-tail)

Alpha	Table	Sig.
0.2	1.282	No
0.1	1.645	No
0.05	1.96	No
0.02	2.326	No
0.01	2.576	No

Constituent: Antimony Analysis Run 4/27/2026 2:11 PM View: Appendix I Mann-Whitney
Plant Bowen Client: Southern Company Data: Bowen 1, 2, 9, & 10

Sanitas™ v.10.1.06d Software licensed to Groundwater Stats Consulting. UG
Hollow symbols indicate censored values.

Mann-Whitney (Wilcoxon Rank Sum)

GWC-11

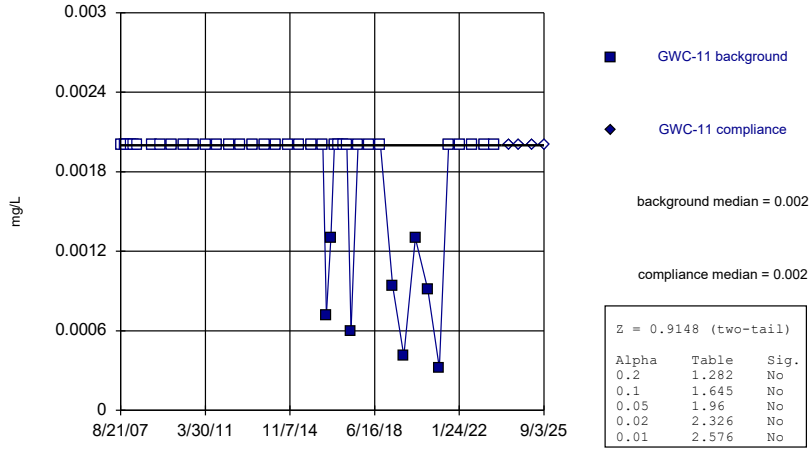

Z = 0.9148 (two-tail)

Alpha	Table	Sig.
0.2	1.282	No
0.1	1.645	No
0.05	1.96	No
0.02	2.326	No
0.01	2.576	No

Constituent: Antimony Analysis Run 4/27/2026 2:11 PM View: Appendix I Mann-Whitney
Plant Bowen Client: Southern Company Data: Bowen 1, 2, 9, & 10

Sanitas™ v.10.1.06d Software licensed to Groundwater Stats Consulting. UG
Hollow symbols indicate censored values.

Mann-Whitney (Wilcoxon Rank Sum)

GWC-11R

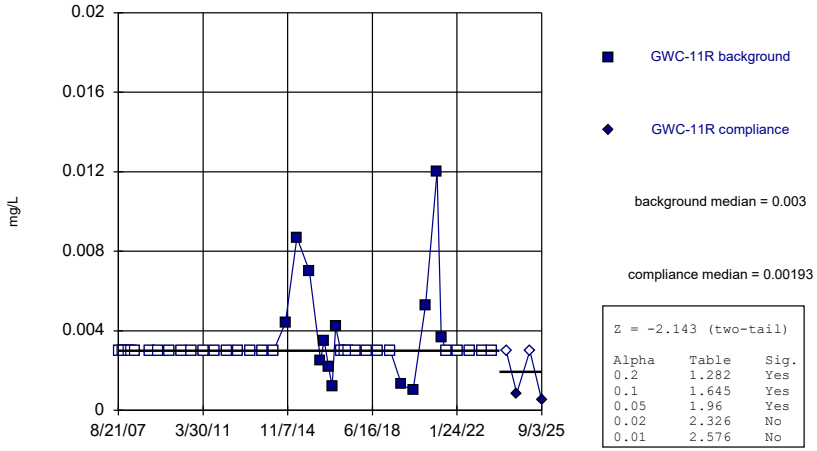

Z = -2.143 (two-tail)

Alpha	Table	Sig.
0.2	1.282	Yes
0.1	1.645	Yes
0.05	1.96	Yes
0.02	2.326	No
0.01	2.576	No

Constituent: Antimony Analysis Run 4/27/2026 2:11 PM View: Appendix I Mann-Whitney
Plant Bowen Client: Southern Company Data: Bowen 1, 2, 9, & 10

Sanitas™ v.10.1.06d Software licensed to Groundwater Stats Consulting. UG
Hollow symbols indicate censored values.

Mann-Whitney (Wilcoxon Rank Sum)

GWC-12

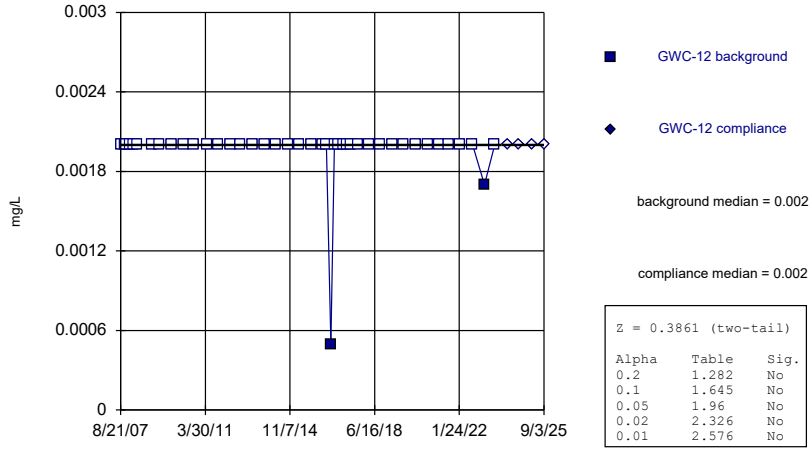

Z = 0.3861 (two-tail)

Alpha	Table	Sig.
0.2	1.282	No
0.1	1.645	No
0.05	1.96	No
0.02	2.326	No
0.01	2.576	No

Constituent: Antimony Analysis Run 4/27/2026 2:11 PM View: Appendix I Mann-Whitney
Plant Bowen Client: Southern Company Data: Bowen 1, 2, 9, & 10

Sanitas™ v.10.1.06d Software licensed to Groundwater Stats Consulting. UG
Hollow symbols indicate censored values.

Mann-Whitney (Wilcoxon Rank Sum)

GWC-13

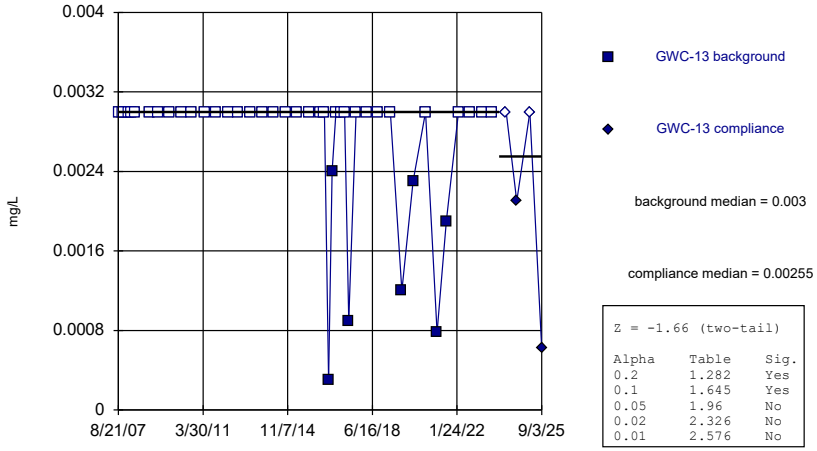

Z = -1.66 (two-tail)

Alpha	Table	Sig.
0.2	1.282	Yes
0.1	1.645	Yes
0.05	1.96	No
0.02	2.326	No
0.01	2.576	No

Constituent: Antimony Analysis Run 4/27/2026 2:11 PM View: Appendix I Mann-Whitney
Plant Bowen Client: Southern Company Data: Bowen 1, 2, 9, & 10

Sanitas™ v.10.1.06d Software licensed to Groundwater Stats Consulting. UG
Hollow symbols indicate censored values.

Mann-Whitney (Wilcoxon Rank Sum)

GWC-13RZ

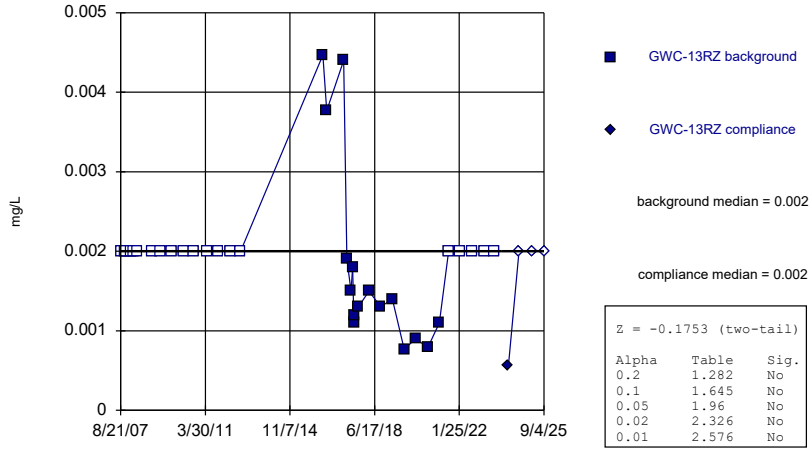

Z = -0.1753 (two-tail)

Alpha	Table	Sig.
0.2	1.282	No
0.1	1.645	No
0.05	1.96	No
0.02	2.326	No
0.01	2.576	No

Constituent: Antimony Analysis Run 4/27/2026 2:11 PM View: Appendix I Mann-Whitney
Plant Bowen Client: Southern Company Data: Bowen 1, 2, 9, & 10

Sanitas™ v.10.1.06d Software licensed to Groundwater Stats Consulting. UG
Hollow symbols indicate censored values.

Mann-Whitney (Wilcoxon Rank Sum)

GWC-14Z

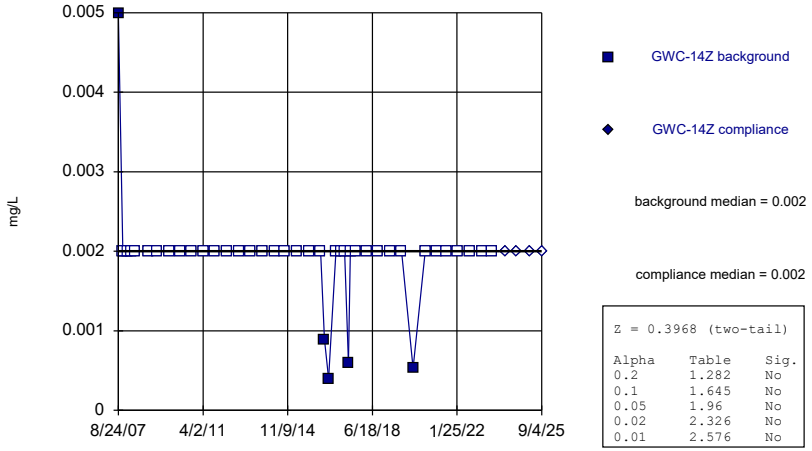

Z = 0.3968 (two-tail)

Alpha	Table	Sig.
0.2	1.282	No
0.1	1.645	No
0.05	1.96	No
0.02	2.326	No
0.01	2.576	No

Constituent: Antimony Analysis Run 4/27/2026 2:11 PM View: Appendix I Mann-Whitney
Plant Bowen Client: Southern Company Data: Bowen 1, 2, 9, & 10

Sanitas™ v.10.1.06d Software licensed to Groundwater Stats Consulting. UG
Hollow symbols indicate censored values.

Mann-Whitney (Wilcoxon Rank Sum)

GWC-15R

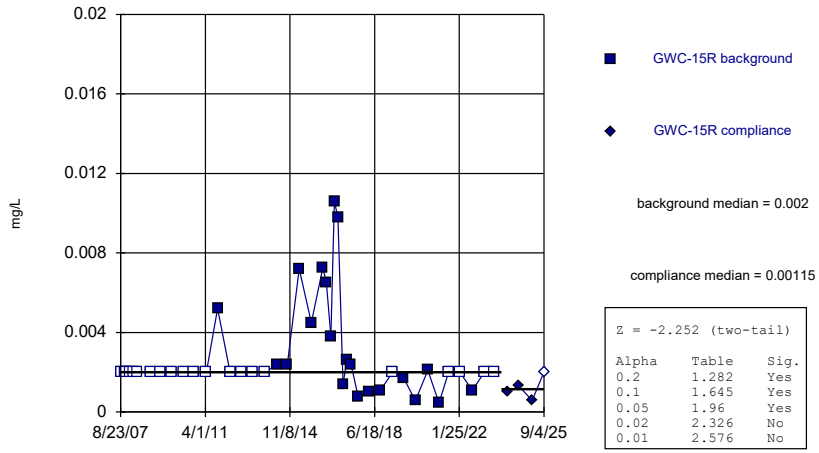

Z = -2.252 (two-tail)

Alpha	Table	Sig.
0.2	1.282	Yes
0.1	1.645	Yes
0.05	1.96	Yes
0.02	2.326	No
0.01	2.576	No

Constituent: Antimony Analysis Run 4/27/2026 2:11 PM View: Appendix I Mann-Whitney
Plant Bowen Client: Southern Company Data: Bowen 1, 2, 9, & 10

Sanitas™ v.10.1.06d Software licensed to Groundwater Stats Consulting. UG
Hollow symbols indicate censored values.

Mann-Whitney (Wilcoxon Rank Sum)

GWC-15Z

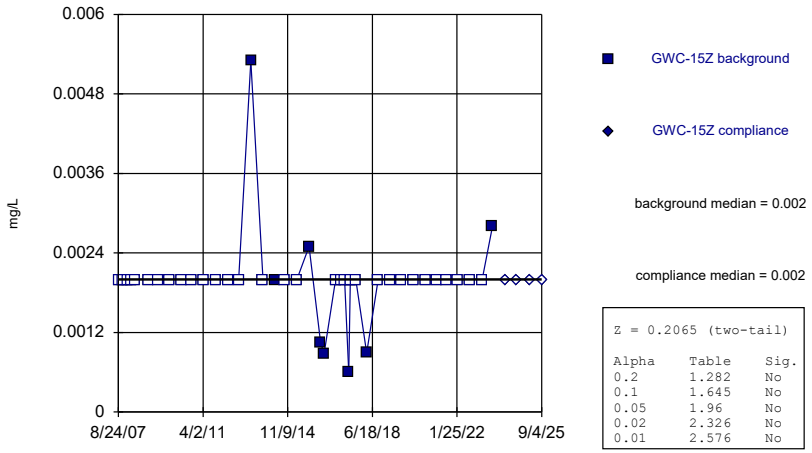

Z = 0.2065 (two-tail)

Alpha	Table	Sig.
0.2	1.282	No
0.1	1.645	No
0.05	1.96	No
0.02	2.326	No
0.01	2.576	No

Constituent: Antimony Analysis Run 4/27/2026 2:11 PM View: Appendix I Mann-Whitney
Plant Bowen Client: Southern Company Data: Bowen 1, 2, 9, & 10

Sanitas™ v.10.1.06d Software licensed to Groundwater Stats Consulting. UG
Hollow symbols indicate censored values.

Mann-Whitney (Wilcoxon Rank Sum)

GWC-44

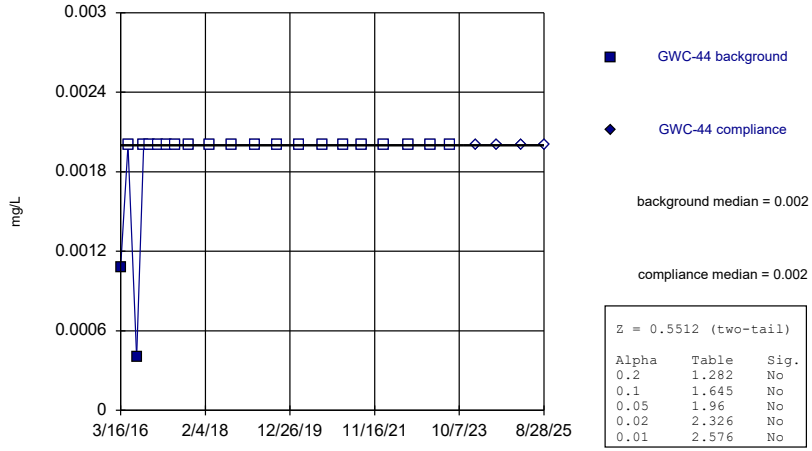

Z = 0.5512 (two-tail)

Alpha	Table	Sig.
0.2	1.282	No
0.1	1.645	No
0.05	1.96	No
0.02	2.326	No
0.01	2.576	No

Constituent: Antimony Analysis Run 4/27/2026 2:11 PM View: Appendix I Mann-Whitney
Plant Bowen Client: Southern Company Data: Bowen 1, 2, 9, & 10

Sanitas™ v.10.1.06d Software licensed to Groundwater Stats Consulting. UG
Hollow symbols indicate censored values.

Mann-Whitney (Wilcoxon Rank Sum)

GWC-45

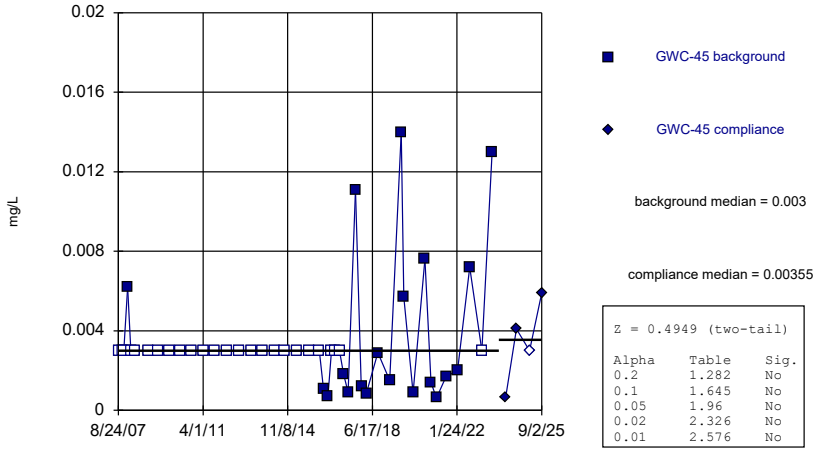

Z = 0.4949 (two-tail)

Alpha	Table	Sig.
0.2	1.282	No
0.1	1.645	No
0.05	1.96	No
0.02	2.326	No
0.01	2.576	No

Constituent: Antimony Analysis Run 4/27/2026 2:11 PM View: Appendix I Mann-Whitney
Plant Bowen Client: Southern Company Data: Bowen 1, 2, 9, & 10

Sanitas™ v.10.1.06d Software licensed to Groundwater Stats Consulting. UG
Hollow symbols indicate censored values.

Mann-Whitney (Wilcoxon Rank Sum)

GWC-45R

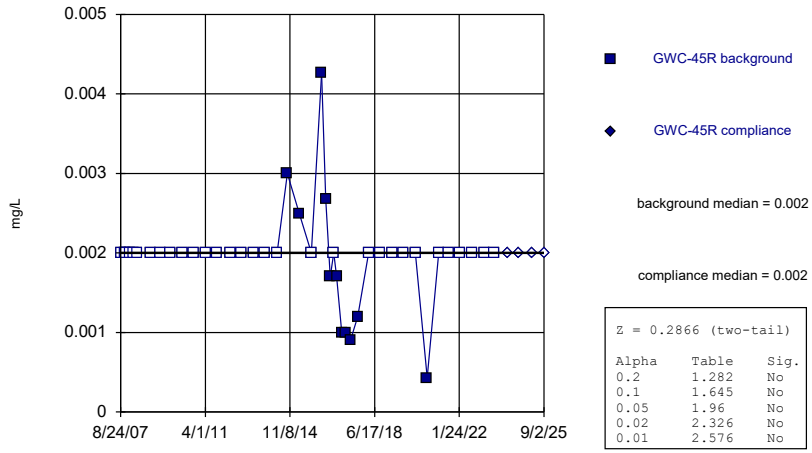

Z = 0.2866 (two-tail)

Alpha	Table	Sig.
0.2	1.282	No
0.1	1.645	No
0.05	1.96	No
0.02	2.326	No
0.01	2.576	No

Constituent: Antimony Analysis Run 4/27/2026 2:11 PM View: Appendix I Mann-Whitney
Plant Bowen Client: Southern Company Data: Bowen 1, 2, 9, & 10

Sanitas™ v.10.1.06d Software licensed to Groundwater Stats Consulting. UG
Hollow symbols indicate censored values.

Mann-Whitney (Wilcoxon Rank Sum)

GWC-46R

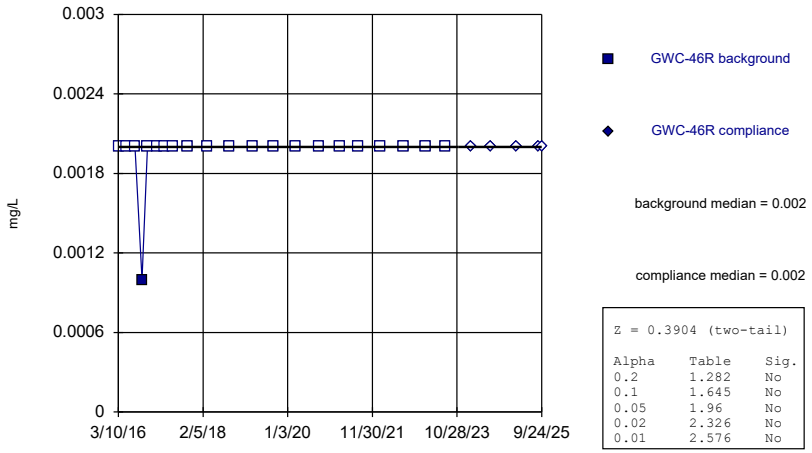

Z = 0.3904 (two-tail)

Alpha	Table	Sig.
0.2	1.282	No
0.1	1.645	No
0.05	1.96	No
0.02	2.326	No
0.01	2.576	No

Constituent: Antimony Analysis Run 4/27/2026 2:11 PM View: Appendix I Mann-Whitney
Plant Bowen Client: Southern Company Data: Bowen 1, 2, 9, & 10

Sanitas™ v.10.1.06d Software licensed to Groundwater Stats Consulting. UG
Hollow symbols indicate censored values.

Mann-Whitney (Wilcoxon Rank Sum)

GWC-47

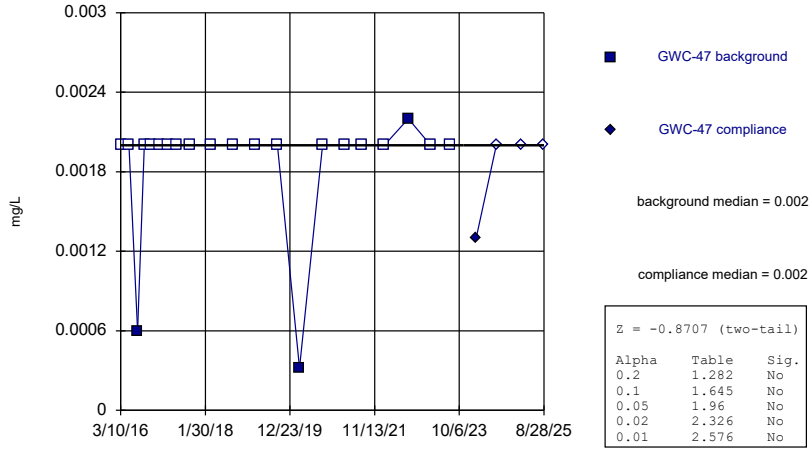

Z = -0.8707 (two-tail)

Alpha	Table	Sig.
0.2	1.282	No
0.1	1.645	No
0.05	1.96	No
0.02	2.326	No
0.01	2.576	No

Constituent: Antimony Analysis Run 4/27/2026 2:11 PM View: Appendix I Mann-Whitney
Plant Bowen Client: Southern Company Data: Bowen 1, 2, 9, & 10

Sanitas™ v.10.1.06d Software licensed to Groundwater Stats Consulting. UG
Hollow symbols indicate censored values.

Mann-Whitney (Wilcoxon Rank Sum)

GWC-47R

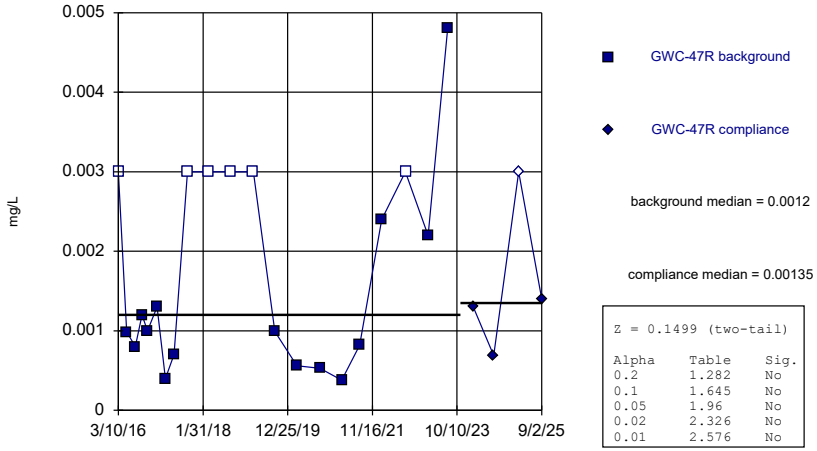

Z = 0.1499 (two-tail)

Alpha	Table	Sig.
0.2	1.282	No
0.1	1.645	No
0.05	1.96	No
0.02	2.326	No
0.01	2.576	No

Constituent: Antimony Analysis Run 4/27/2026 2:11 PM View: Appendix I Mann-Whitney
Plant Bowen Client: Southern Company Data: Bowen 1, 2, 9, & 10

Sanitas™ v.10.1.06d Software licensed to Groundwater Stats Consulting. UG
Hollow symbols indicate censored values.

Mann-Whitney (Wilcoxon Rank Sum)

GWC-48

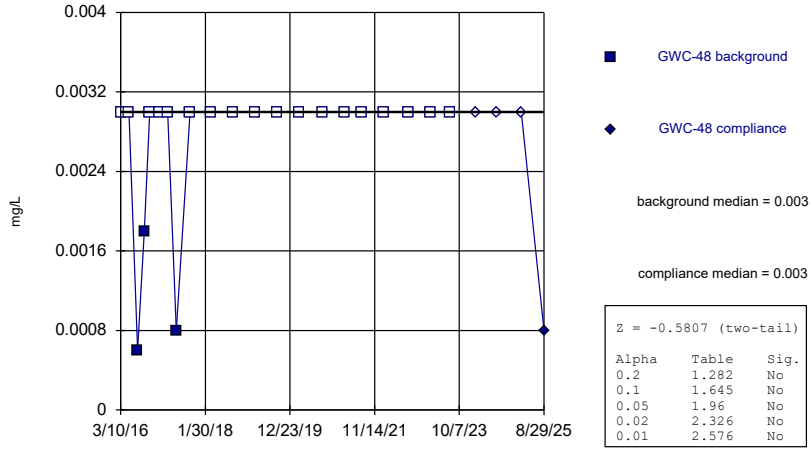

Z = -0.5807 (two-tail)

Alpha	Table	Sig.
0.2	1.282	No
0.1	1.645	No
0.05	1.96	No
0.02	2.326	No
0.01	2.576	No

Constituent: Antimony Analysis Run 4/27/2026 2:11 PM View: Appendix I Mann-Whitney
Plant Bowen Client: Southern Company Data: Bowen 1, 2, 9, & 10

Sanitas™ v.10.1.06d Software licensed to Groundwater Stats Consulting. UG
Hollow symbols indicate censored values.

Mann-Whitney (Wilcoxon Rank Sum)

GWC-49R

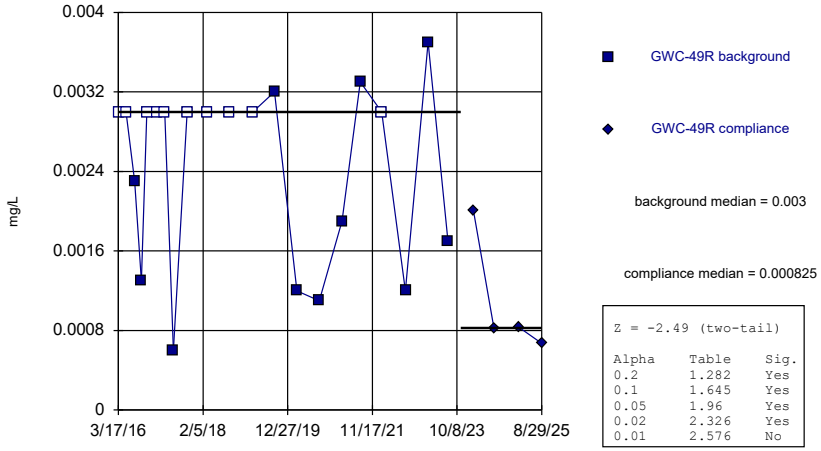

Z = -2.49 (two-tail)

Alpha	Table	Sig.
0.2	1.282	Yes
0.1	1.645	Yes
0.05	1.96	Yes
0.02	2.326	Yes
0.01	2.576	No

Constituent: Antimony Analysis Run 4/27/2026 2:11 PM View: Appendix I Mann-Whitney
Plant Bowen Client: Southern Company Data: Bowen 1, 2, 9, & 10

Sanitas™ v.10.1.06d Software licensed to Groundwater Stats Consulting. UG
Hollow symbols indicate censored values.

Mann-Whitney (Wilcoxon Rank Sum)

GWC-49Z

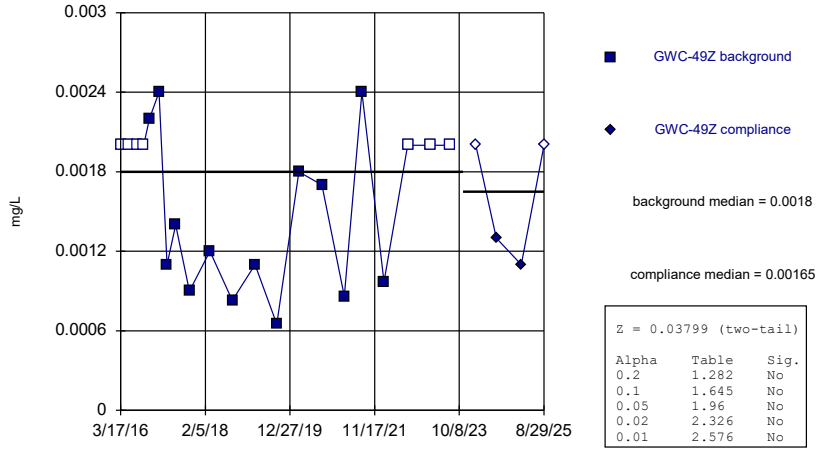

Z = 0.03799 (two-tail)

Alpha	Table	Sig.
0.2	1.282	No
0.1	1.645	No
0.05	1.96	No
0.02	2.326	No
0.01	2.576	No

Constituent: Antimony Analysis Run 4/27/2026 2:11 PM View: Appendix I Mann-Whitney
Plant Bowen Client: Southern Company Data: Bowen 1, 2, 9, & 10

Sanitas™ v.10.1.06d Software licensed to Groundwater Stats Consulting. UG
Hollow symbols indicate censored values.

Mann-Whitney (Wilcoxon Rank Sum)

GWA-1 (bg)

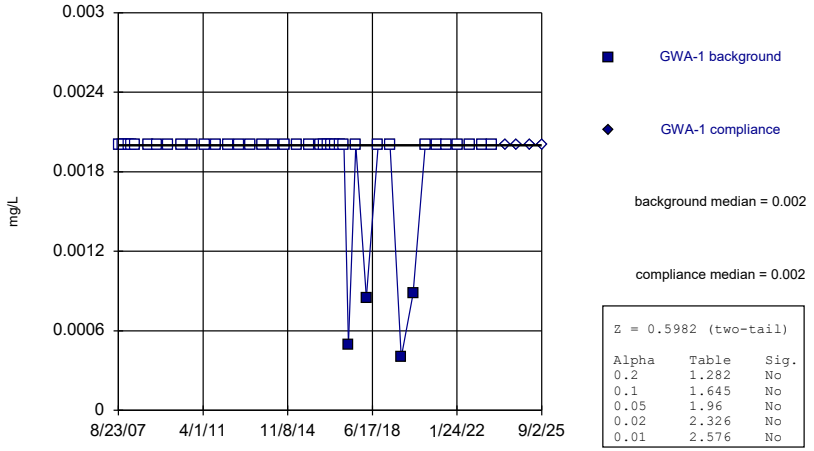

Z = 0.5982 (two-tail)

Alpha	Table	Sig.
0.2	1.282	No
0.1	1.645	No
0.05	1.96	No
0.02	2.326	No
0.01	2.576	No

Constituent: Arsenic Analysis Run 4/27/2026 2:11 PM View: Appendix I Mann-Whitney
Plant Bowen Client: Southern Company Data: Bowen 1, 2, 9, & 10

Sanitas™ v.10.1.06d Software licensed to Groundwater Stats Consulting. UG
Hollow symbols indicate censored values.

Mann-Whitney (Wilcoxon Rank Sum)

GWA-2 (bg)

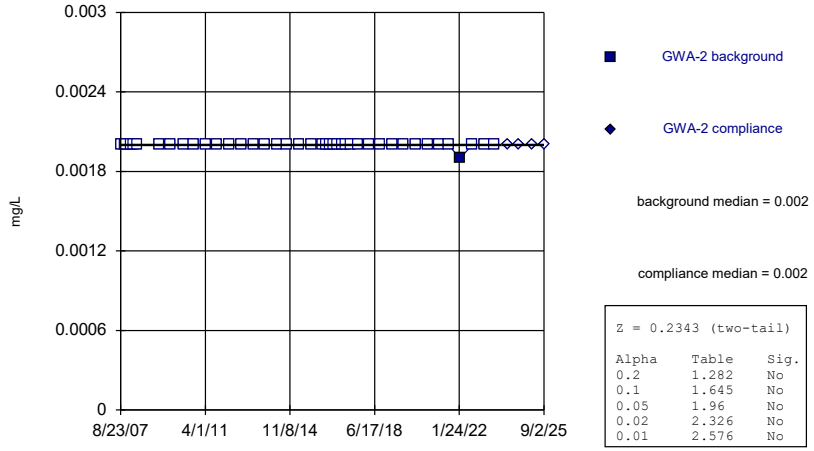

Z = 0.2343 (two-tail)

Alpha	Table	Sig.
0.2	1.282	No
0.1	1.645	No
0.05	1.96	No
0.02	2.326	No
0.01	2.576	No

Constituent: Arsenic Analysis Run 4/27/2026 2:11 PM View: Appendix I Mann-Whitney
Plant Bowen Client: Southern Company Data: Bowen 1, 2, 9, & 10

Sanitas™ v.10.1.06d Software licensed to Groundwater Stats Consulting. UG
Hollow symbols indicate censored values.

Mann-Whitney (Wilcoxon Rank Sum)

GWA-2R (bg)

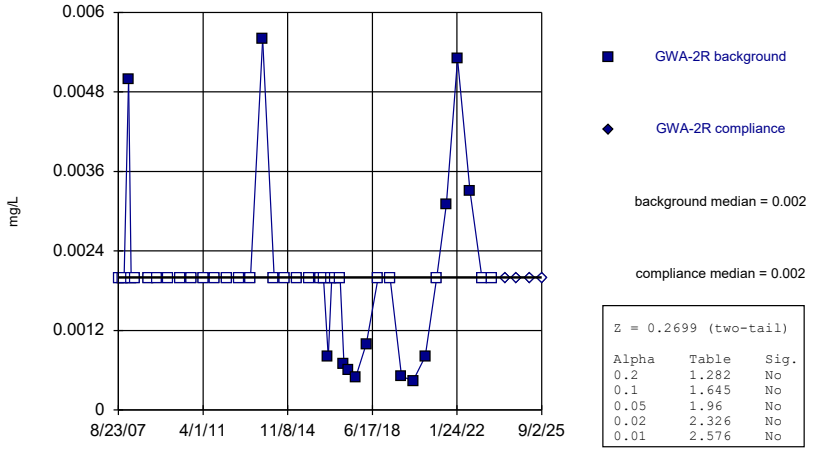

Z = 0.2699 (two-tail)

Alpha	Table	Sig.
0.2	1.282	No
0.1	1.645	No
0.05	1.96	No
0.02	2.326	No
0.01	2.576	No

Constituent: Arsenic Analysis Run 4/27/2026 2:11 PM View: Appendix I Mann-Whitney
Plant Bowen Client: Southern Company Data: Bowen 1, 2, 9, & 10

Sanitas™ v.10.1.06d Software licensed to Groundwater Stats Consulting. UG
Hollow symbols indicate censored values.

Mann-Whitney (Wilcoxon Rank Sum)

GWA-3A (bg)

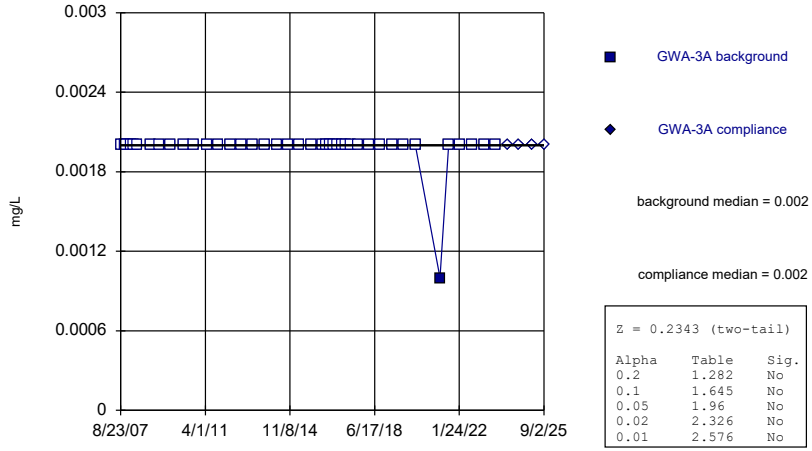

Z = 0.2343 (two-tail)

Alpha	Table	Sig.
0.2	1.282	No
0.1	1.645	No
0.05	1.96	No
0.02	2.326	No
0.01	2.576	No

Constituent: Arsenic Analysis Run 4/27/2026 2:11 PM View: Appendix I Mann-Whitney
Plant Bowen Client: Southern Company Data: Bowen 1, 2, 9, & 10

Sanitas™ v.10.1.06d Software licensed to Groundwater Stats Consulting. UG
Hollow symbols indicate censored values.

Mann-Whitney (Wilcoxon Rank Sum)

GWA-4RZ (bg)

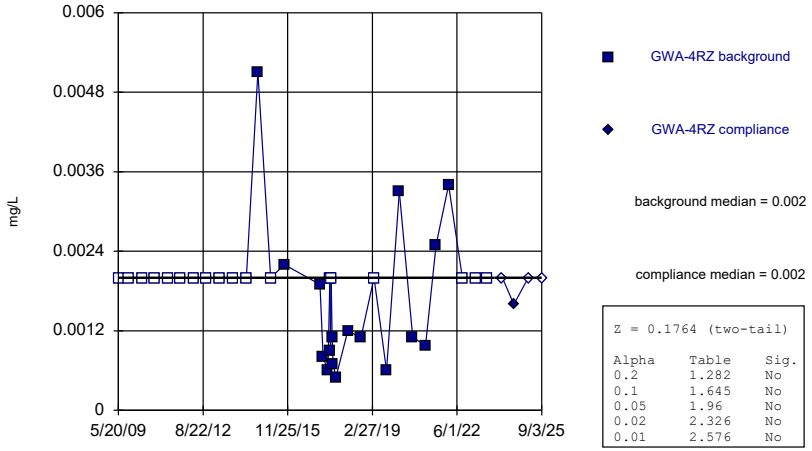

Z = 0.1764 (two-tail)

Alpha	Table	Sig.
0.2	1.282	No
0.1	1.645	No
0.05	1.96	No
0.02	2.326	No
0.01	2.576	No

Constituent: Arsenic Analysis Run 4/27/2026 2:11 PM View: Appendix I Mann-Whitney
Plant Bowen Client: Southern Company Data: Bowen 1, 2, 9, & 10

Sanitas™ v.10.1.06d Software licensed to Groundwater Stats Consulting. UG
Hollow symbols indicate censored values.

Mann-Whitney (Wilcoxon Rank Sum)

GWA-39RZ (bg)

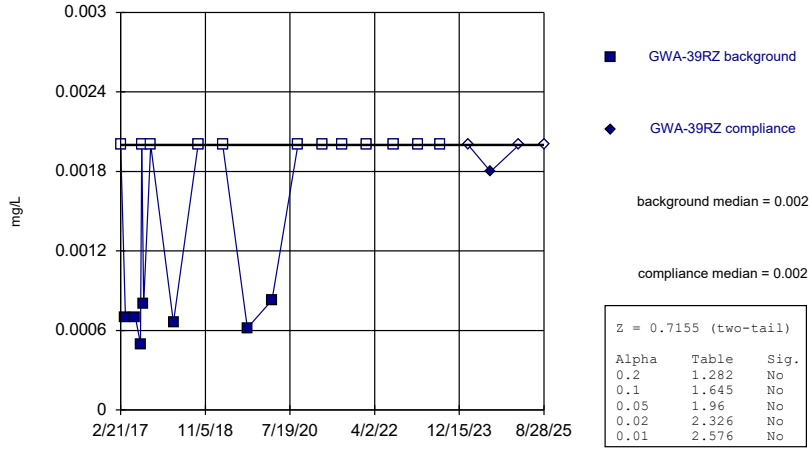

Z = 0.7155 (two-tail)

Alpha	Table	Sig.
0.2	1.282	No
0.1	1.645	No
0.05	1.96	No
0.02	2.326	No
0.01	2.576	No

Constituent: Arsenic Analysis Run 4/27/2026 2:11 PM View: Appendix I Mann-Whitney
Plant Bowen Client: Southern Company Data: Bowen 1, 2, 9, & 10

Sanitas™ v.10.1.06d Software licensed to Groundwater Stats Consulting. UG
Hollow symbols indicate censored values.

Mann-Whitney (Wilcoxon Rank Sum)

GWA-39Z (bg)

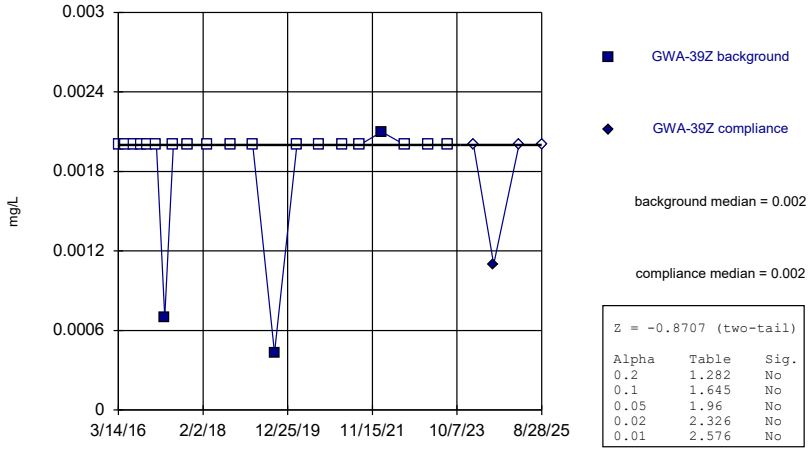

Z = -0.8707 (two-tail)

Alpha	Table	Sig.
0.2	1.282	No
0.1	1.645	No
0.05	1.96	No
0.02	2.326	No
0.01	2.576	No

Constituent: Arsenic Analysis Run 4/27/2026 2:11 PM View: Appendix I Mann-Whitney
Plant Bowen Client: Southern Company Data: Bowen 1, 2, 9, & 10

Sanitas™ v.10.1.06d Software licensed to Groundwater Stats Consulting. UG
Hollow symbols indicate censored values.

Mann-Whitney (Wilcoxon Rank Sum)

GWA-40 (bg)

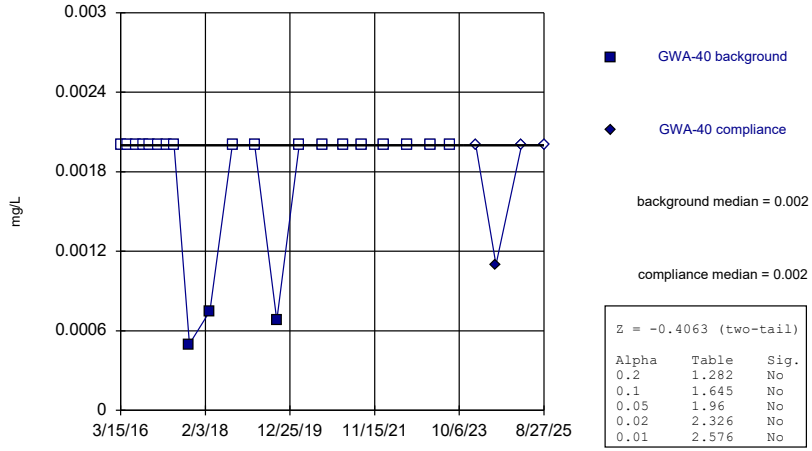

Z = -0.4063 (two-tail)

Alpha	Table	Sig.
0.2	1.282	No
0.1	1.645	No
0.05	1.96	No
0.02	2.326	No
0.01	2.576	No

Constituent: Arsenic Analysis Run 4/27/2026 2:11 PM View: Appendix I Mann-Whitney
Plant Bowen Client: Southern Company Data: Bowen 1, 2, 9, & 10

Sanitas™ v.10.1.06d Software licensed to Groundwater Stats Consulting. UG
Hollow symbols indicate censored values.

Mann-Whitney (Wilcoxon Rank Sum)

GWA-41 (bg)

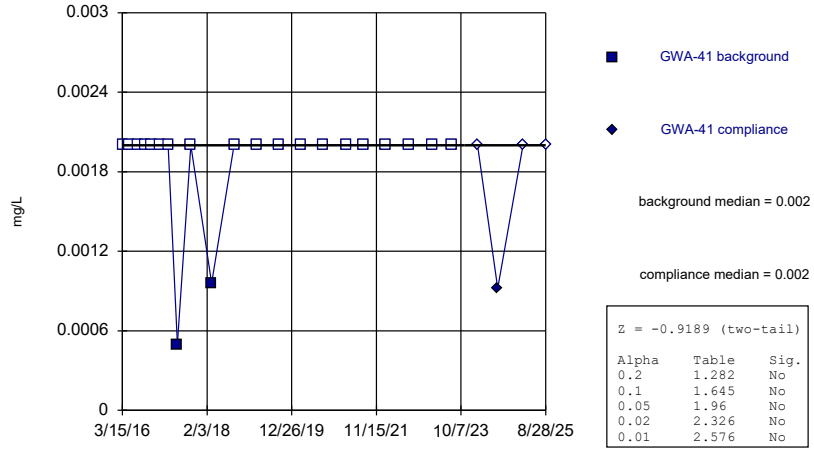

Z = -0.9189 (two-tail)

Alpha	Table	Sig.
0.2	1.282	No
0.1	1.645	No
0.05	1.96	No
0.02	2.326	No
0.01	2.576	No

Constituent: Arsenic Analysis Run 4/27/2026 2:11 PM View: Appendix I Mann-Whitney
Plant Bowen Client: Southern Company Data: Bowen 1, 2, 9, & 10

Sanitas™ v.10.1.06d Software licensed to Groundwater Stats Consulting. UG
Hollow symbols indicate censored values.

Mann-Whitney (Wilcoxon Rank Sum)

GWA-41R (bg)

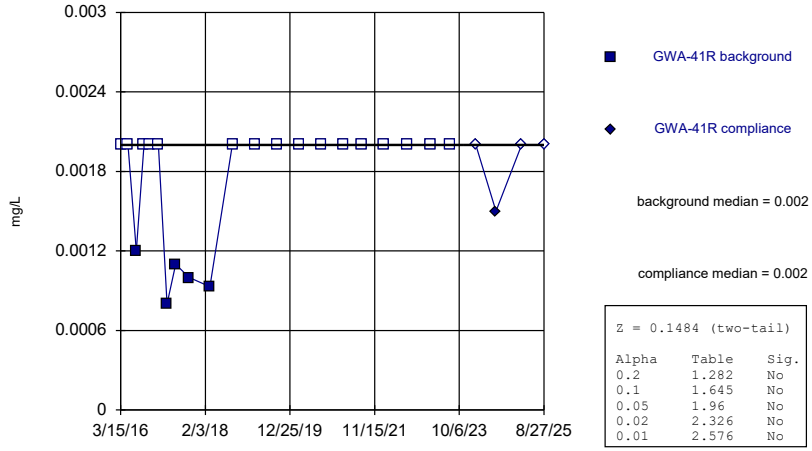

Z = 0.1484 (two-tail)

Alpha	Table	Sig.
0.2	1.282	No
0.1	1.645	No
0.05	1.96	No
0.02	2.326	No
0.01	2.576	No

Constituent: Arsenic Analysis Run 4/27/2026 2:11 PM View: Appendix I Mann-Whitney
Plant Bowen Client: Southern Company Data: Bowen 1, 2, 9, & 10

Sanitas™ v.10.1.06d Software licensed to Groundwater Stats Consulting. UG
Hollow symbols indicate censored values.

Mann-Whitney (Wilcoxon Rank Sum)

GWA-42 (bg)

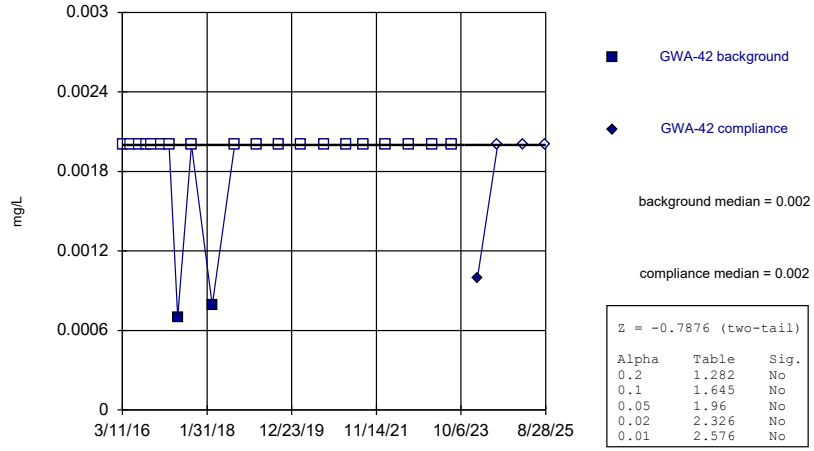

Z = -0.7876 (two-tail)

Alpha	Table	Sig.
0.2	1.282	No
0.1	1.645	No
0.05	1.96	No
0.02	2.326	No
0.01	2.576	No

Constituent: Arsenic Analysis Run 4/27/2026 2:11 PM View: Appendix I Mann-Whitney
Plant Bowen Client: Southern Company Data: Bowen 1, 2, 9, & 10

Sanitas™ v.10.1.06d Software licensed to Groundwater Stats Consulting. UG
Hollow symbols indicate censored values.

Mann-Whitney (Wilcoxon Rank Sum)

GWA-43 (bg)

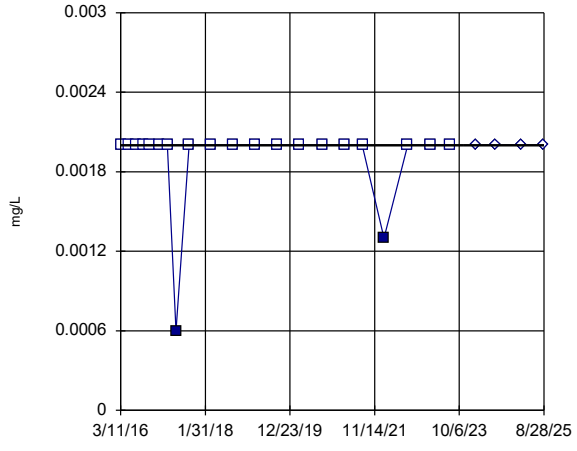

GWA-43 background

GWA-43 compliance

background median = 0.002

compliance median = 0.002

Z = 0.5512 (two-tail)

Alpha	Table	Sig.
0.2	1.282	No
0.1	1.645	No
0.05	1.96	No
0.02	2.326	No
0.01	2.576	No

Constituent: Arsenic Analysis Run 4/27/2026 2:11 PM View: Appendix I Mann-Whitney
Plant Bowen Client: Southern Company Data: Bowen 1, 2, 9, & 10

Sanitas™ v.10.1.06d Software licensed to Groundwater Stats Consulting. UG
Hollow symbols indicate censored values.

Mann-Whitney (Wilcoxon Rank Sum)

GWA-43R (bg)

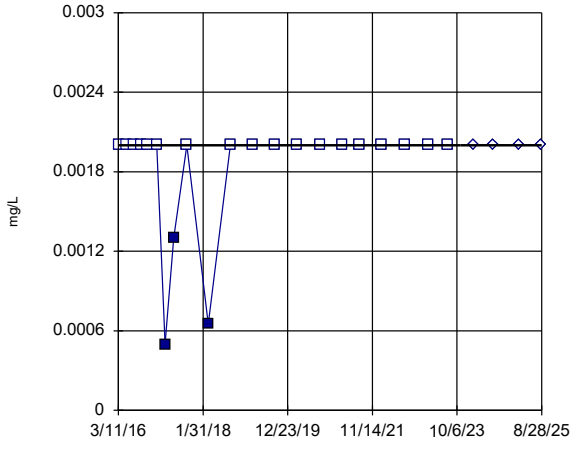

GWA-43R background

GWA-43R compliance

background median = 0.002

compliance median = 0.002

Z = 0.722 (two-tail)

Alpha	Table	Sig.
0.2	1.282	No
0.1	1.645	No
0.05	1.96	No
0.02	2.326	No
0.01	2.576	No

Constituent: Arsenic Analysis Run 4/27/2026 2:11 PM View: Appendix I Mann-Whitney
Plant Bowen Client: Southern Company Data: Bowen 1, 2, 9, & 10

Sanitas™ v.10.1.06d Software licensed to Groundwater Stats Consulting. UG
Hollow symbols indicate censored values.

Mann-Whitney (Wilcoxon Rank Sum)

GWA-50R (bg)

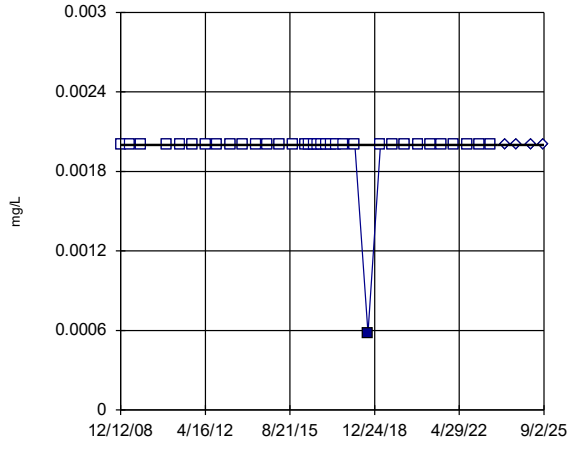

GWA-50R background

GWA-50R compliance

background median = 0.002

compliance median = 0.002

Z = 0.2535 (two-tail)

Alpha	Table	Sig.
0.2	1.282	No
0.1	1.645	No
0.05	1.96	No
0.02	2.326	No
0.01	2.576	No

Constituent: Arsenic Analysis Run 4/27/2026 2:11 PM View: Appendix I Mann-Whitney
Plant Bowen Client: Southern Company Data: Bowen 1, 2, 9, & 10

Sanitas™ v.10.1.06d Software licensed to Groundwater Stats Consulting. UG
Hollow symbols indicate censored values.

Mann-Whitney (Wilcoxon Rank Sum)

GWC-5

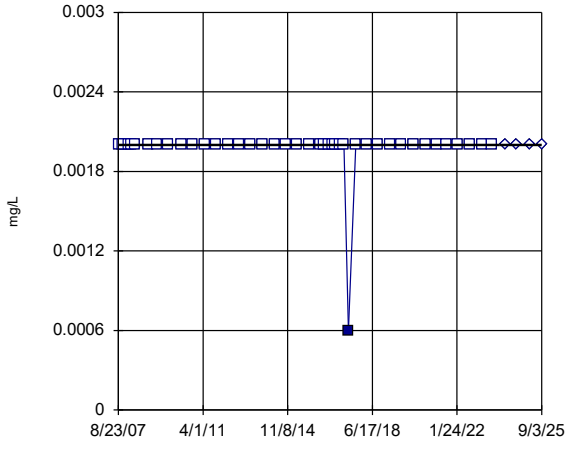

GWC-5 background

GWC-5 compliance

background median = 0.002

compliance median = 0.002

Z = 0.2315 (two-tail)

Alpha	Table	Sig.
0.2	1.282	No
0.1	1.645	No
0.05	1.96	No
0.02	2.326	No
0.01	2.576	No

Constituent: Arsenic Analysis Run 4/27/2026 2:11 PM View: Appendix I Mann-Whitney
Plant Bowen Client: Southern Company Data: Bowen 1, 2, 9, & 10

Sanitas™ v.10.1.06d Software licensed to Groundwater Stats Consulting. UG
Hollow symbols indicate censored values.

Mann-Whitney (Wilcoxon Rank Sum)

GWC-6

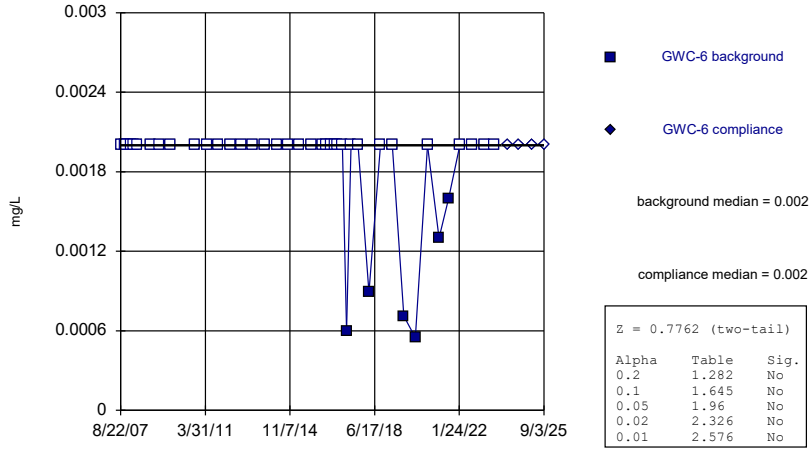

Z = 0.7762 (two-tail)

Alpha	Table	Sig.
0.2	1.282	No
0.1	1.645	No
0.05	1.96	No
0.02	2.326	No
0.01	2.576	No

Constituent: Arsenic Analysis Run 4/27/2026 2:11 PM View: Appendix I Mann-Whitney
Plant Bowen Client: Southern Company Data: Bowen 1, 2, 9, & 10

Sanitas™ v.10.1.06d Software licensed to Groundwater Stats Consulting. UG
Hollow symbols indicate censored values.

Mann-Whitney (Wilcoxon Rank Sum)

GWC-6RZ

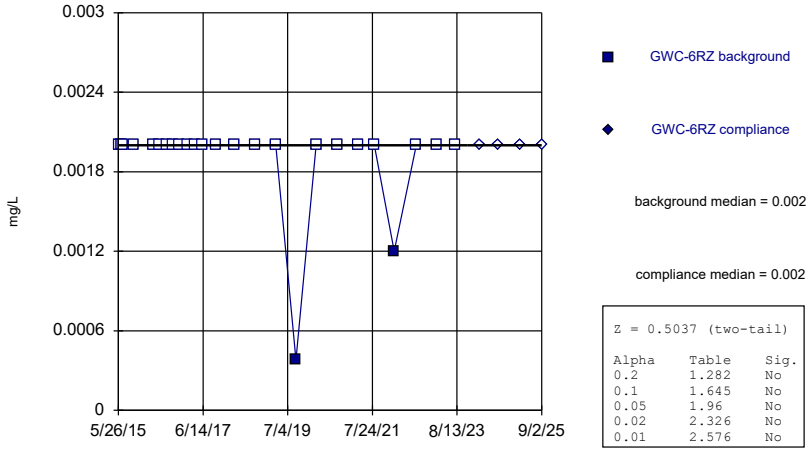

Z = 0.5037 (two-tail)

Alpha	Table	Sig.
0.2	1.282	No
0.1	1.645	No
0.05	1.96	No
0.02	2.326	No
0.01	2.576	No

Constituent: Arsenic Analysis Run 4/27/2026 2:12 PM View: Appendix I Mann-Whitney
Plant Bowen Client: Southern Company Data: Bowen 1, 2, 9, & 10

Sanitas™ v.10.1.06d Software licensed to Groundwater Stats Consulting. UG
Hollow symbols indicate censored values.

Mann-Whitney (Wilcoxon Rank Sum)

GWC-7Z

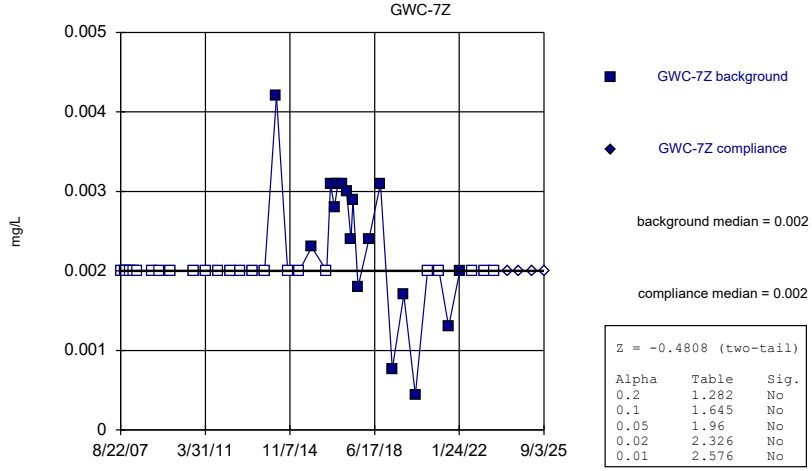

Z = -0.4808 (two-tail)

Alpha	Table	Sig.
0.2	1.282	No
0.1	1.645	No
0.05	1.96	No
0.02	2.326	No
0.01	2.576	No

Constituent: Arsenic Analysis Run 4/27/2026 2:12 PM View: Appendix I Mann-Whitney
Plant Bowen Client: Southern Company Data: Bowen 1, 2, 9, & 10

Sanitas™ v.10.1.06d Software licensed to Groundwater Stats Consulting. UG
Hollow symbols indicate censored values.

Mann-Whitney (Wilcoxon Rank Sum)

GWC-8RR

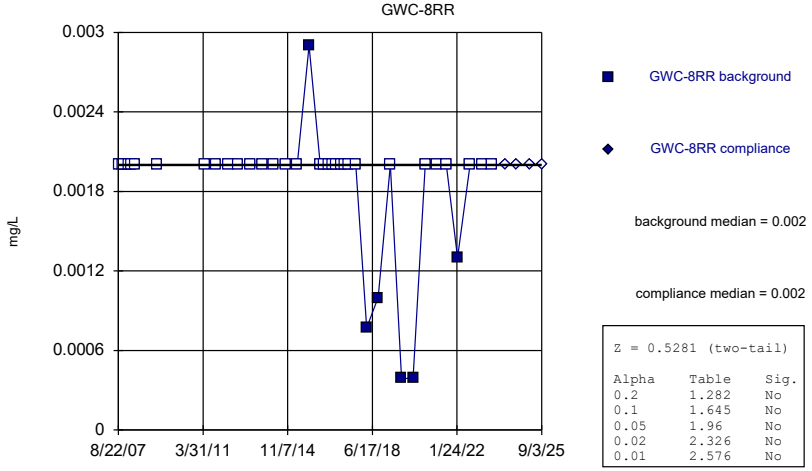

Z = 0.5281 (two-tail)

Alpha	Table	Sig.
0.2	1.282	No
0.1	1.645	No
0.05	1.96	No
0.02	2.326	No
0.01	2.576	No

Constituent: Arsenic Analysis Run 4/27/2026 2:12 PM View: Appendix I Mann-Whitney
Plant Bowen Client: Southern Company Data: Bowen 1, 2, 9, & 10

Sanitas™ v.10.1.06d Software licensed to Groundwater Stats Consulting. UG
Hollow symbols indicate censored values.

Mann-Whitney (Wilcoxon Rank Sum)

GWC-8Z

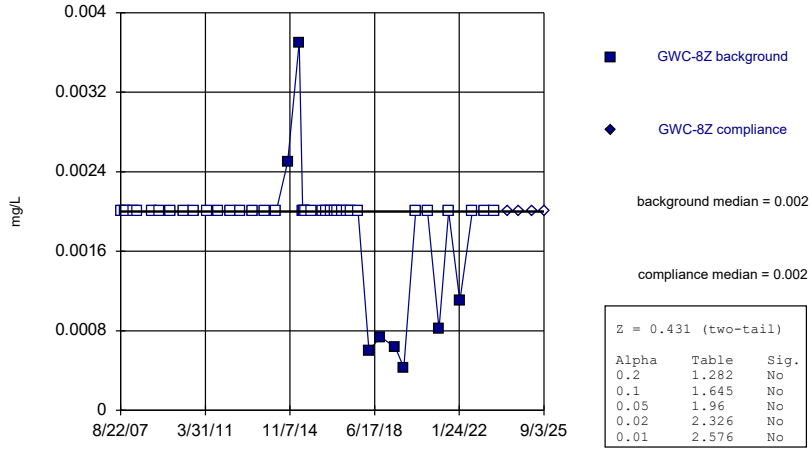

Z = 0.431 (two-tail)

Alpha	Table	Sig.
0.2	1.282	No
0.1	1.645	No
0.05	1.96	No
0.02	2.326	No
0.01	2.576	No

Constituent: Arsenic Analysis Run 4/27/2026 2:12 PM View: Appendix I Mann-Whitney
Plant Bowen Client: Southern Company Data: Bowen 1, 2, 9, & 10

Sanitas™ v.10.1.06d Software licensed to Groundwater Stats Consulting. UG
Hollow symbols indicate censored values.

Mann-Whitney (Wilcoxon Rank Sum)

GWC-9

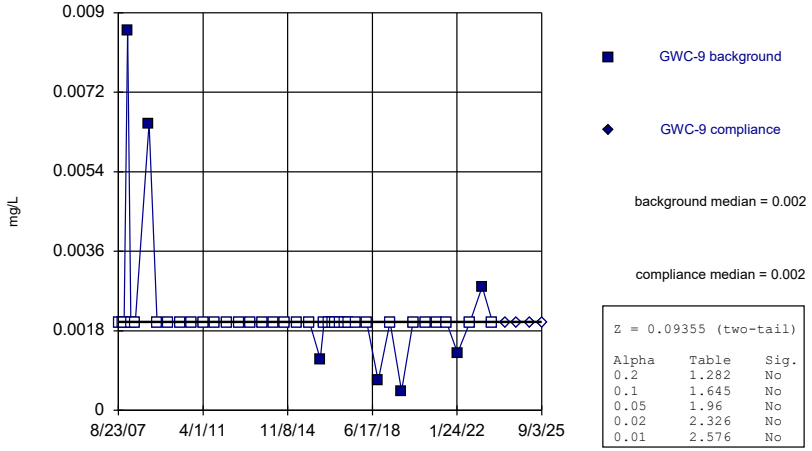

Z = 0.09355 (two-tail)

Alpha	Table	Sig.
0.2	1.282	No
0.1	1.645	No
0.05	1.96	No
0.02	2.326	No
0.01	2.576	No

Constituent: Arsenic Analysis Run 4/27/2026 2:12 PM View: Appendix I Mann-Whitney
Plant Bowen Client: Southern Company Data: Bowen 1, 2, 9, & 10

Sanitas™ v.10.1.06d Software licensed to Groundwater Stats Consulting. UG
Hollow symbols indicate censored values.

Mann-Whitney (Wilcoxon Rank Sum)

GWC-10

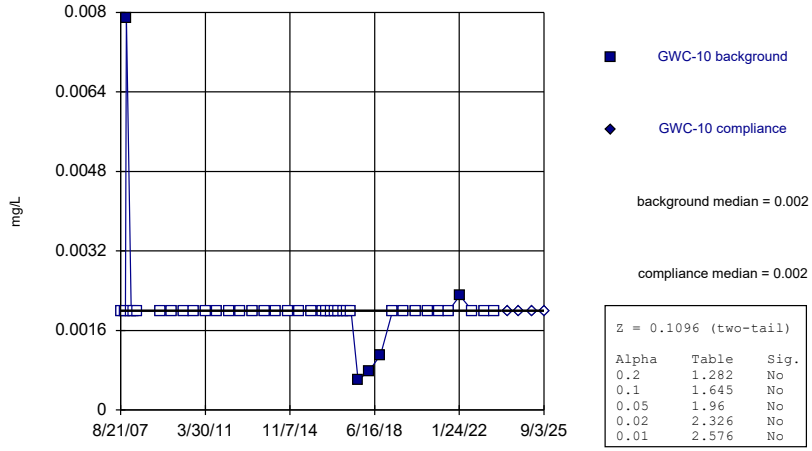

Z = 0.1096 (two-tail)

Alpha	Table	Sig.
0.2	1.282	No
0.1	1.645	No
0.05	1.96	No
0.02	2.326	No
0.01	2.576	No

Constituent: Arsenic Analysis Run 4/27/2026 2:12 PM View: Appendix I Mann-Whitney
Plant Bowen Client: Southern Company Data: Bowen 1, 2, 9, & 10

Sanitas™ v.10.1.06d Software licensed to Groundwater Stats Consulting. UG
Hollow symbols indicate censored values.

Mann-Whitney (Wilcoxon Rank Sum)

GWC-10R

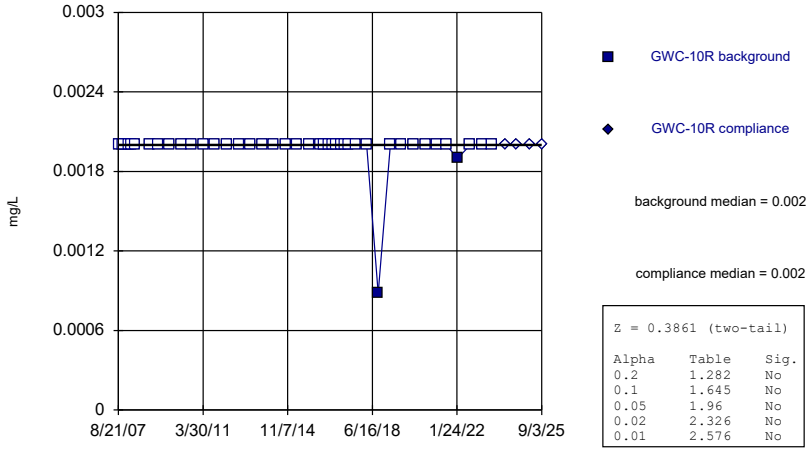

Z = 0.3861 (two-tail)

Alpha	Table	Sig.
0.2	1.282	No
0.1	1.645	No
0.05	1.96	No
0.02	2.326	No
0.01	2.576	No

Constituent: Arsenic Analysis Run 4/27/2026 2:12 PM View: Appendix I Mann-Whitney
Plant Bowen Client: Southern Company Data: Bowen 1, 2, 9, & 10

Sanitas™ v.10.1.06d Software licensed to Groundwater Stats Consulting. UG
Hollow symbols indicate censored values.

Mann-Whitney (Wilcoxon Rank Sum)

GWC-11

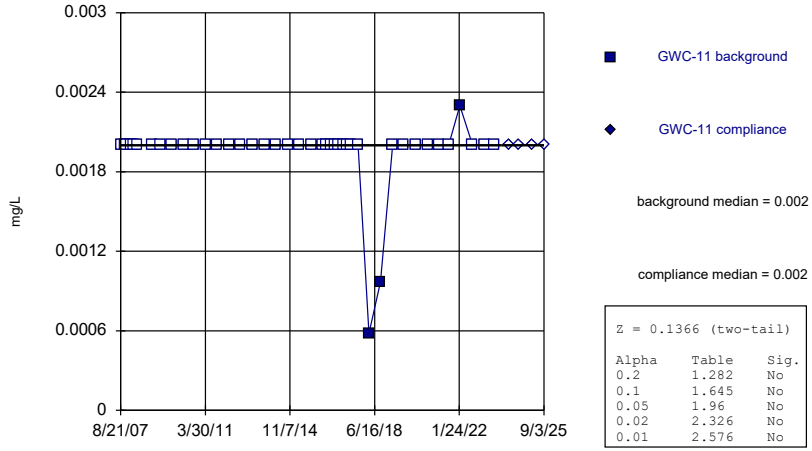

Z = 0.1366 (two-tail)

Alpha	Table	Sig.
0.2	1.282	No
0.1	1.645	No
0.05	1.96	No
0.02	2.326	No
0.01	2.576	No

Constituent: Arsenic Analysis Run 4/27/2026 2:12 PM View: Appendix I Mann-Whitney
Plant Bowen Client: Southern Company Data: Bowen 1, 2, 9, & 10

Sanitas™ v.10.1.06d Software licensed to Groundwater Stats Consulting. UG
Hollow symbols indicate censored values.

Mann-Whitney (Wilcoxon Rank Sum)

GWC-11R

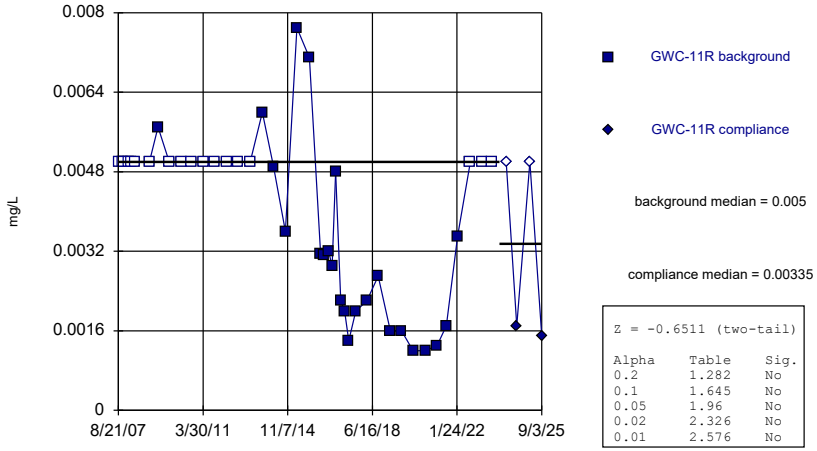

Z = -0.6511 (two-tail)

Alpha	Table	Sig.
0.2	1.282	No
0.1	1.645	No
0.05	1.96	No
0.02	2.326	No
0.01	2.576	No

Constituent: Arsenic Analysis Run 4/27/2026 2:12 PM View: Appendix I Mann-Whitney
Plant Bowen Client: Southern Company Data: Bowen 1, 2, 9, & 10

Sanitas™ v.10.1.06d Software licensed to Groundwater Stats Consulting. UG
Hollow symbols indicate censored values.

Mann-Whitney (Wilcoxon Rank Sum)

GWC-12

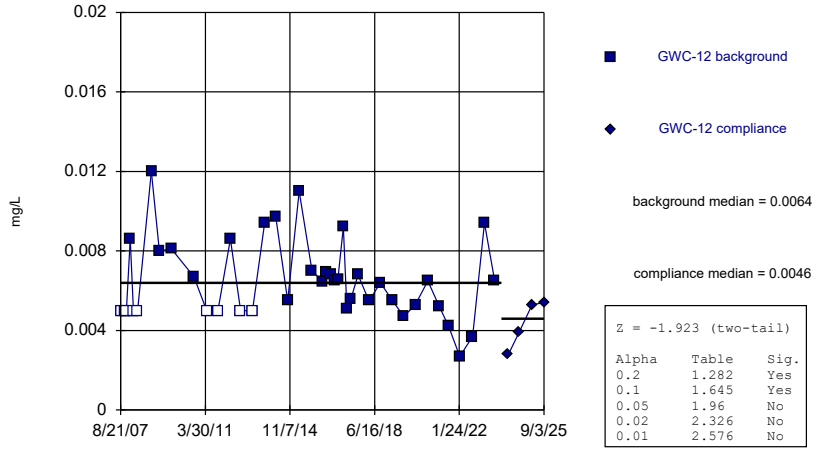

Z = -1.923 (two-tail)

Alpha	Table	Sig.
0.2	1.282	Yes
0.1	1.645	Yes
0.05	1.96	No
0.02	2.326	No
0.01	2.576	No

Constituent: Arsenic Analysis Run 4/27/2026 2:12 PM View: Appendix I Mann-Whitney
Plant Bowen Client: Southern Company Data: Bowen 1, 2, 9, & 10

Sanitas™ v.10.1.06d Software licensed to Groundwater Stats Consulting. UG
Hollow symbols indicate censored values.

Mann-Whitney (Wilcoxon Rank Sum)

GWC-13

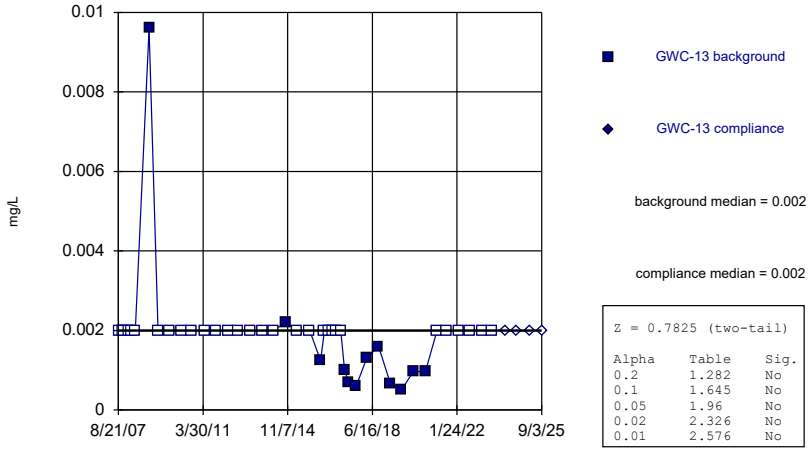

Z = 0.7825 (two-tail)

Alpha	Table	Sig.
0.2	1.282	No
0.1	1.645	No
0.05	1.96	No
0.02	2.326	No
0.01	2.576	No

Constituent: Arsenic Analysis Run 4/27/2026 2:12 PM View: Appendix I Mann-Whitney
Plant Bowen Client: Southern Company Data: Bowen 1, 2, 9, & 10

Sanitas™ v.10.1.06d Software licensed to Groundwater Stats Consulting. UG
Hollow symbols indicate censored values.

Mann-Whitney (Wilcoxon Rank Sum)

GWC-13RZ

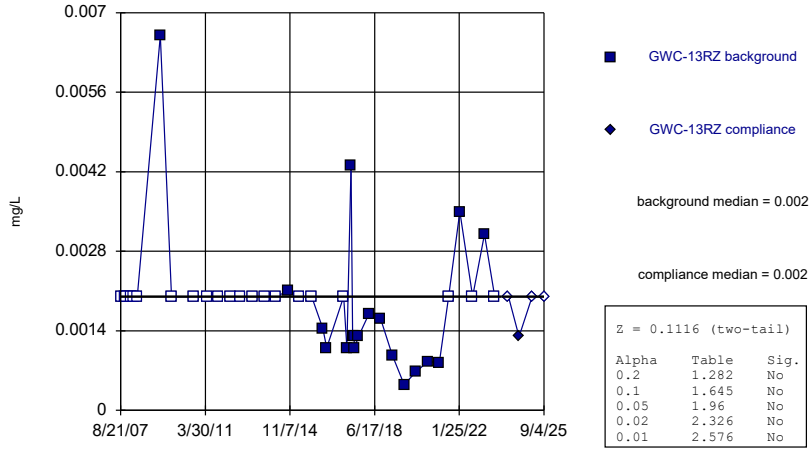

Z = 0.1116 (two-tail)

Alpha	Table	Sig.
0.2	1.282	No
0.1	1.645	No
0.05	1.96	No
0.02	2.326	No
0.01	2.576	No

Constituent: Arsenic Analysis Run 4/27/2026 2:12 PM View: Appendix I Mann-Whitney
Plant Bowen Client: Southern Company Data: Bowen 1, 2, 9, & 10

Sanitas™ v.10.1.06d Software licensed to Groundwater Stats Consulting. UG
Hollow symbols indicate censored values.

Mann-Whitney (Wilcoxon Rank Sum)

GWC-14Z

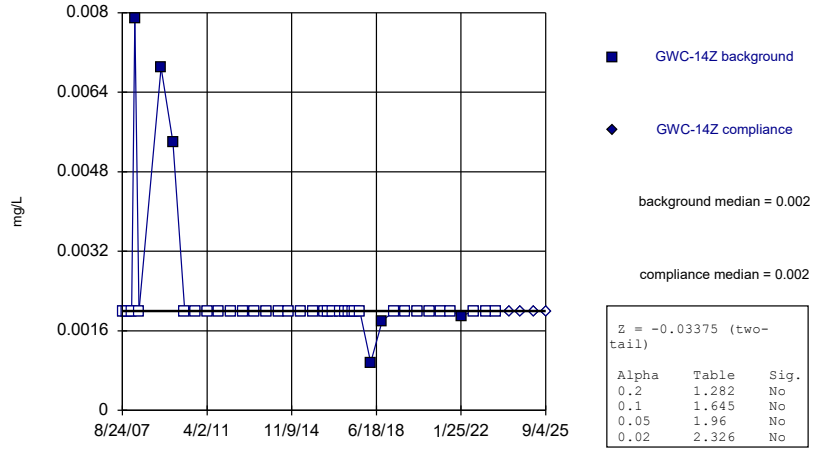

Z = -0.03375 (two-tail)

Alpha	Table	Sig.
0.2	1.282	No
0.1	1.645	No
0.05	1.96	No
0.02	2.326	No

Constituent: Arsenic Analysis Run 4/27/2026 2:12 PM View: Appendix I Mann-Whitney
Plant Bowen Client: Southern Company Data: Bowen 1, 2, 9, & 10

Sanitas™ v.10.1.06d Software licensed to Groundwater Stats Consulting. UG
Hollow symbols indicate censored values.

Mann-Whitney (Wilcoxon Rank Sum)

GWC-15R

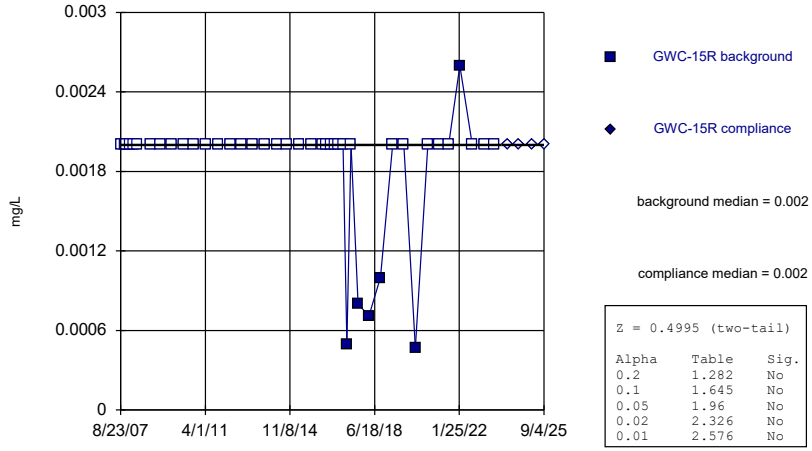

Z = 0.4995 (two-tail)

Alpha	Table	Sig.
0.2	1.282	No
0.1	1.645	No
0.05	1.96	No
0.02	2.326	No
0.01	2.576	No

Constituent: Arsenic Analysis Run 4/27/2026 2:12 PM View: Appendix I Mann-Whitney
Plant Bowen Client: Southern Company Data: Bowen 1, 2, 9, & 10

Sanitas™ v.10.1.06d Software licensed to Groundwater Stats Consulting. UG
Hollow symbols indicate censored values.

Mann-Whitney (Wilcoxon Rank Sum)

GWC-15Z

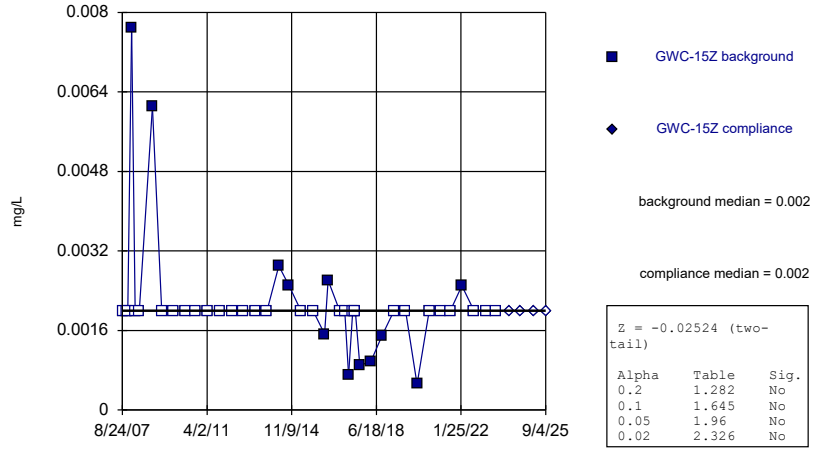

Z = -0.02524 (two-tail)

Alpha	Table	Sig.
0.2	1.282	No
0.1	1.645	No
0.05	1.96	No
0.02	2.326	No

Constituent: Arsenic Analysis Run 4/27/2026 2:12 PM View: Appendix I Mann-Whitney
Plant Bowen Client: Southern Company Data: Bowen 1, 2, 9, & 10

Sanitas™ v.10.1.06d Software licensed to Groundwater Stats Consulting. UG
Hollow symbols indicate censored values.

Mann-Whitney (Wilcoxon Rank Sum)

GWC-44

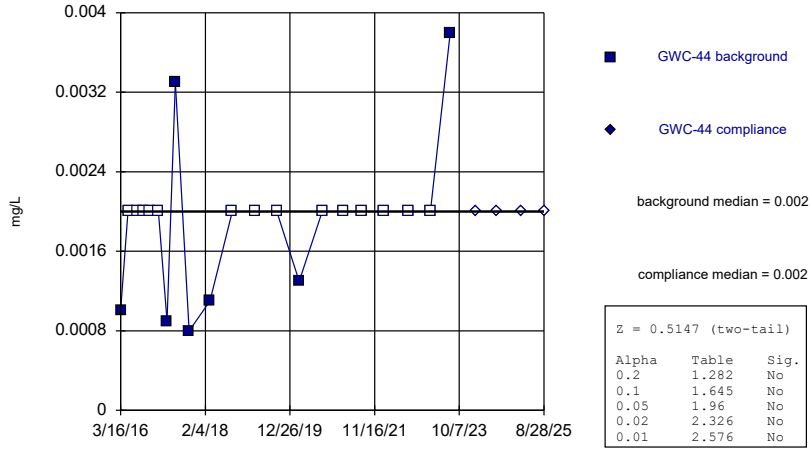

Z = 0.5147 (two-tail)

Alpha	Table	Sig.
0.2	1.282	No
0.1	1.645	No
0.05	1.96	No
0.02	2.326	No
0.01	2.576	No

Constituent: Arsenic Analysis Run 4/27/2026 2:12 PM View: Appendix I Mann-Whitney
Plant Bowen Client: Southern Company Data: Bowen 1, 2, 9, & 10

Sanitas™ v.10.1.06d Software licensed to Groundwater Stats Consulting. UG
Hollow symbols indicate censored values.

Mann-Whitney (Wilcoxon Rank Sum)

GWC-45

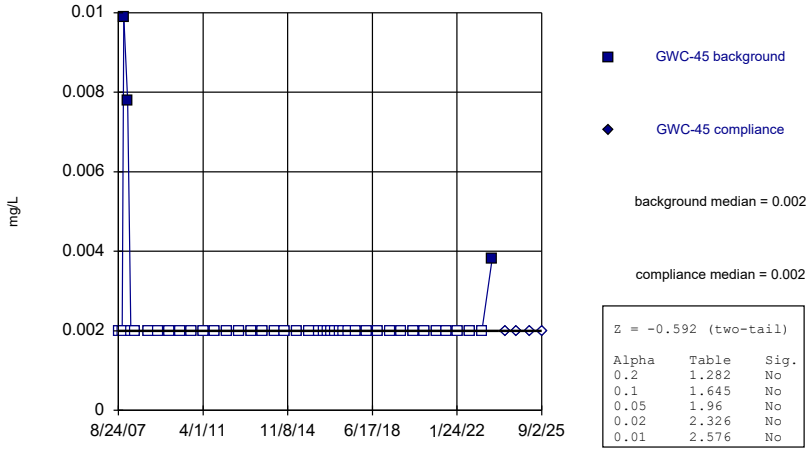

Z = -0.592 (two-tail)

Alpha	Table	Sig.
0.2	1.282	No
0.1	1.645	No
0.05	1.96	No
0.02	2.326	No
0.01	2.576	No

Constituent: Arsenic Analysis Run 4/27/2026 2:12 PM View: Appendix I Mann-Whitney
Plant Bowen Client: Southern Company Data: Bowen 1, 2, 9, & 10

Sanitas™ v.10.1.06d Software licensed to Groundwater Stats Consulting. UG
Hollow symbols indicate censored values.

Mann-Whitney (Wilcoxon Rank Sum)

GWC-45R

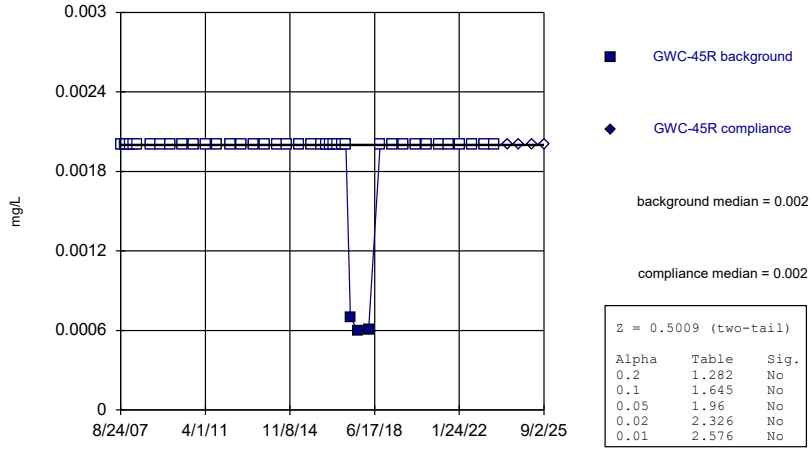

Z = 0.5009 (two-tail)

Alpha	Table	Sig.
0.2	1.282	No
0.1	1.645	No
0.05	1.96	No
0.02	2.326	No
0.01	2.576	No

Constituent: Arsenic Analysis Run 4/27/2026 2:12 PM View: Appendix I Mann-Whitney
Plant Bowen Client: Southern Company Data: Bowen 1, 2, 9, & 10

Sanitas™ v.10.1.06d Software licensed to Groundwater Stats Consulting. UG
Hollow symbols indicate censored values.

Mann-Whitney (Wilcoxon Rank Sum)

GWC-46R

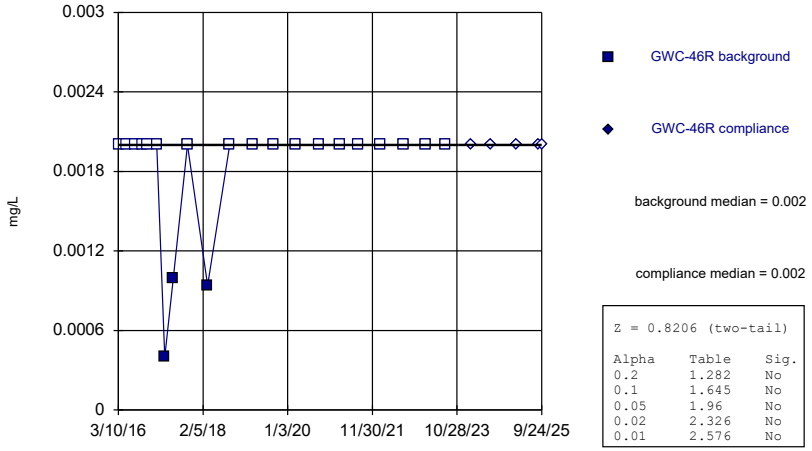

Z = 0.8206 (two-tail)

Alpha	Table	Sig.
0.2	1.282	No
0.1	1.645	No
0.05	1.96	No
0.02	2.326	No
0.01	2.576	No

Constituent: Arsenic Analysis Run 4/27/2026 2:12 PM View: Appendix I Mann-Whitney
Plant Bowen Client: Southern Company Data: Bowen 1, 2, 9, & 10

Sanitas™ v.10.1.06d Software licensed to Groundwater Stats Consulting. UG
Hollow symbols indicate censored values.

Mann-Whitney (Wilcoxon Rank Sum)

GWC-47

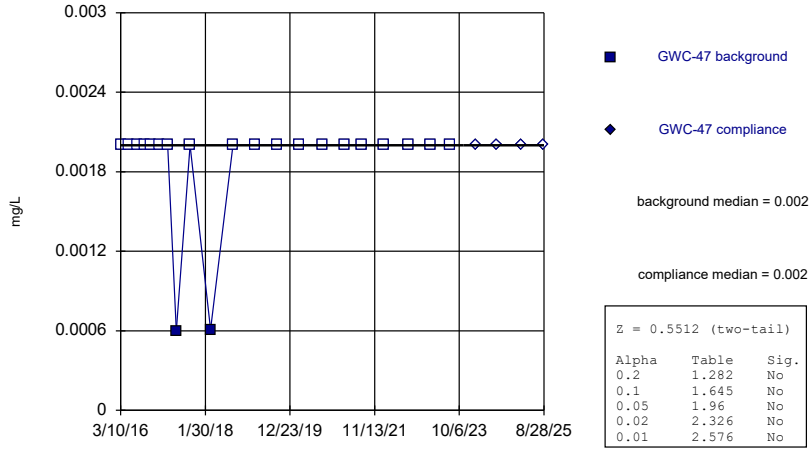

Z = 0.5512 (two-tail)

Alpha	Table	Sig.
0.2	1.282	No
0.1	1.645	No
0.05	1.96	No
0.02	2.326	No
0.01	2.576	No

Constituent: Arsenic Analysis Run 4/27/2026 2:12 PM View: Appendix I Mann-Whitney
Plant Bowen Client: Southern Company Data: Bowen 1, 2, 9, & 10

Sanitas™ v.10.1.06d Software licensed to Groundwater Stats Consulting. UG
Hollow symbols indicate censored values.

Mann-Whitney (Wilcoxon Rank Sum)

GWC-47R

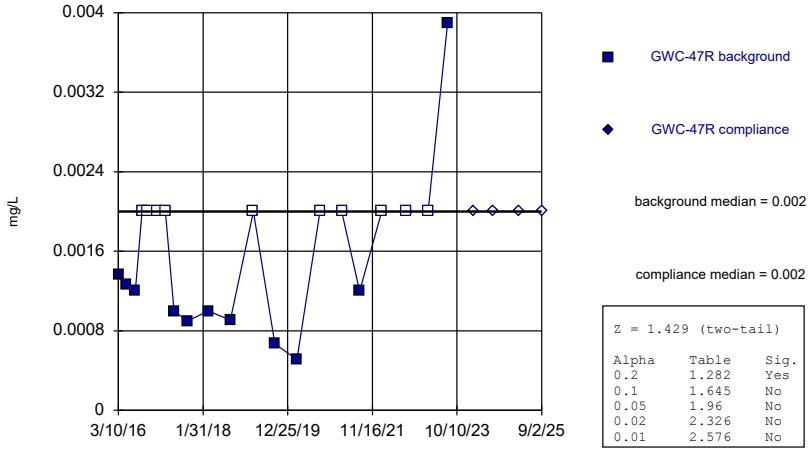

Z = 1.429 (two-tail)

Alpha	Table	Sig.
0.2	1.282	Yes
0.1	1.645	No
0.05	1.96	No
0.02	2.326	No
0.01	2.576	No

Constituent: Arsenic Analysis Run 4/27/2026 2:12 PM View: Appendix I Mann-Whitney
Plant Bowen Client: Southern Company Data: Bowen 1, 2, 9, & 10

Sanitas™ v.10.1.06d Software licensed to Groundwater Stats Consulting. UG
Hollow symbols indicate censored values.

Mann-Whitney (Wilcoxon Rank Sum)

GWC-48

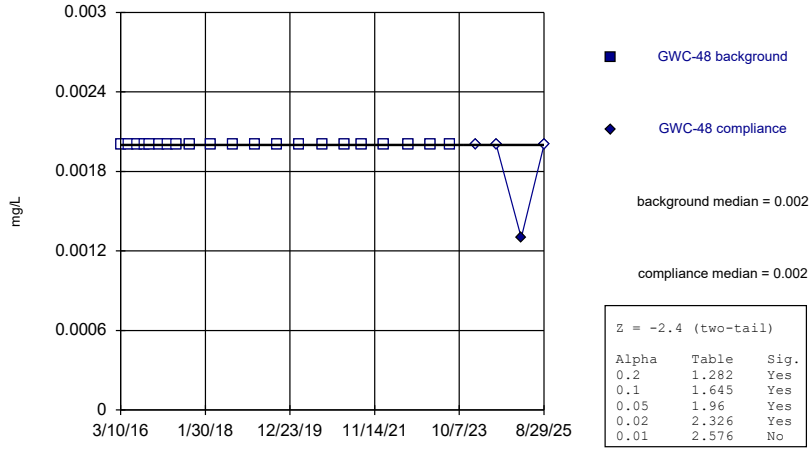

Z = -2.4 (two-tail)

Alpha	Table	Sig.
0.2	1.282	Yes
0.1	1.645	Yes
0.05	1.96	Yes
0.02	2.326	Yes
0.01	2.576	No

Constituent: Arsenic Analysis Run 4/27/2026 2:12 PM View: Appendix I Mann-Whitney
Plant Bowen Client: Southern Company Data: Bowen 1, 2, 9, & 10

Sanitas™ v.10.1.06d Software licensed to Groundwater Stats Consulting. UG
Hollow symbols indicate censored values.

Mann-Whitney (Wilcoxon Rank Sum)

GWC-49R

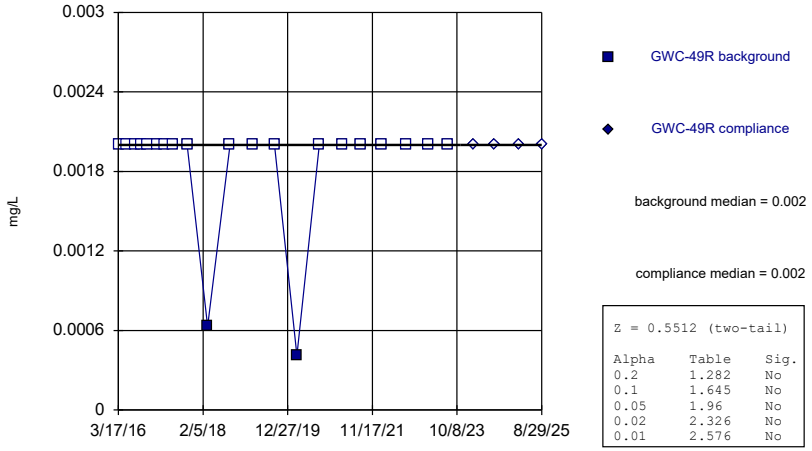

Z = 0.5512 (two-tail)

Alpha	Table	Sig.
0.2	1.282	No
0.1	1.645	No
0.05	1.96	No
0.02	2.326	No
0.01	2.576	No

Constituent: Arsenic Analysis Run 4/27/2026 2:12 PM View: Appendix I Mann-Whitney
Plant Bowen Client: Southern Company Data: Bowen 1, 2, 9, & 10

Sanitas™ v.10.1.06d Software licensed to Groundwater Stats Consulting. UG

Hollow symbols indicate censored values.

Mann-Whitney (Wilcoxon Rank Sum)

GWC-49Z

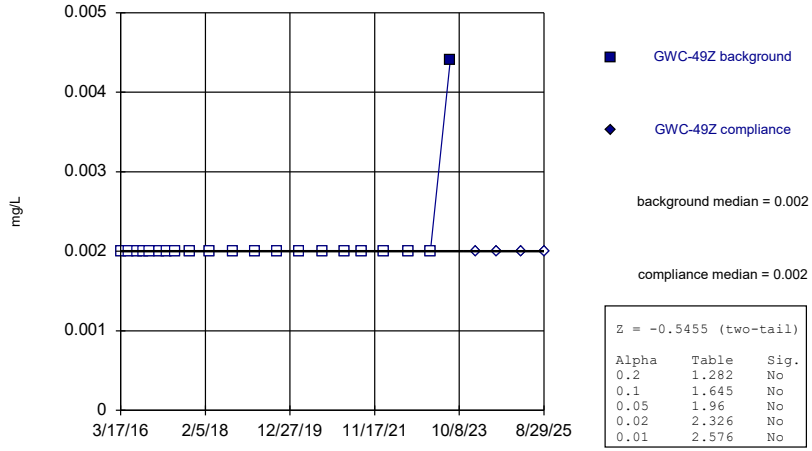

Z = -0.5455 (two-tail)

Alpha	Table	Sig.
0.2	1.282	No
0.1	1.645	No
0.05	1.96	No
0.02	2.326	No
0.01	2.576	No

Constituent: Arsenic Analysis Run 4/27/2026 2:12 PM View: Appendix I Mann-Whitney
Plant Bowen Client: Southern Company Data: Bowen 1, 2, 9, & 10

Sanitas™ v.10.1.06d Software licensed to Groundwater Stats Consulting. UG

Mann-Whitney (Wilcoxon Rank Sum)

GWA-1 (bg)

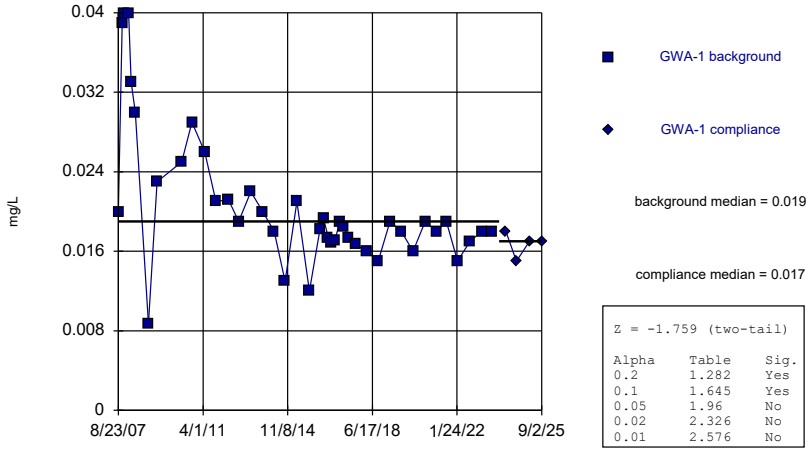

Z = -1.759 (two-tail)

Alpha	Table	Sig.
0.2	1.282	Yes
0.1	1.645	Yes
0.05	1.96	No
0.02	2.326	No
0.01	2.576	No

Constituent: Barium Analysis Run 4/27/2026 2:12 PM View: Appendix I Mann-Whitney
Plant Bowen Client: Southern Company Data: Bowen 1, 2, 9, & 10

Sanitas™ v.10.1.06d Software licensed to Groundwater Stats Consulting. UG

Mann-Whitney (Wilcoxon Rank Sum)

GWA-2 (bg)

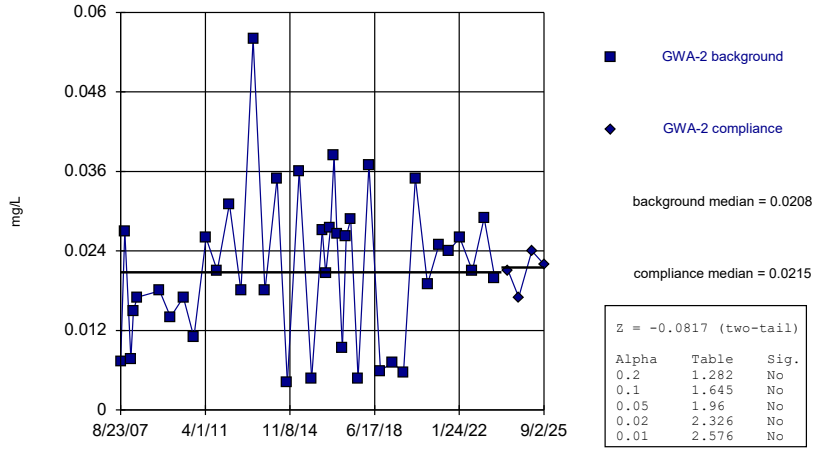

Z = -0.0817 (two-tail)

Alpha	Table	Sig.
0.2	1.282	No
0.1	1.645	No
0.05	1.96	No
0.02	2.326	No
0.01	2.576	No

Constituent: Barium Analysis Run 4/27/2026 2:12 PM View: Appendix I Mann-Whitney
Plant Bowen Client: Southern Company Data: Bowen 1, 2, 9, & 10

Sanitas™ v.10.1.06d Software licensed to Groundwater Stats Consulting. UG

Mann-Whitney (Wilcoxon Rank Sum)

GWA-2R (bg)

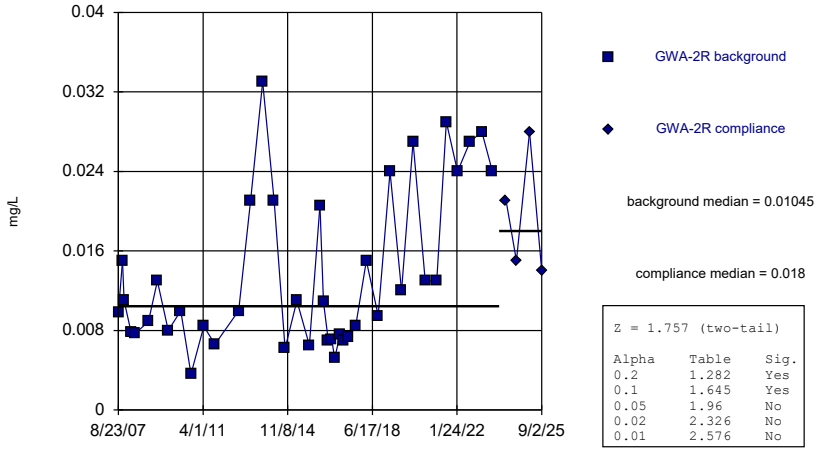

Z = 1.757 (two-tail)

Alpha	Table	Sig.
0.2	1.282	Yes
0.1	1.645	Yes
0.05	1.96	No
0.02	2.326	No
0.01	2.576	No

Constituent: Barium Analysis Run 4/27/2026 2:12 PM View: Appendix I Mann-Whitney
Plant Bowen Client: Southern Company Data: Bowen 1, 2, 9, & 10

Sanitas™ v.10.1.06d Software licensed to Groundwater Stats Consulting. UG

Mann-Whitney (Wilcoxon Rank Sum)

GWA-3A (bg)

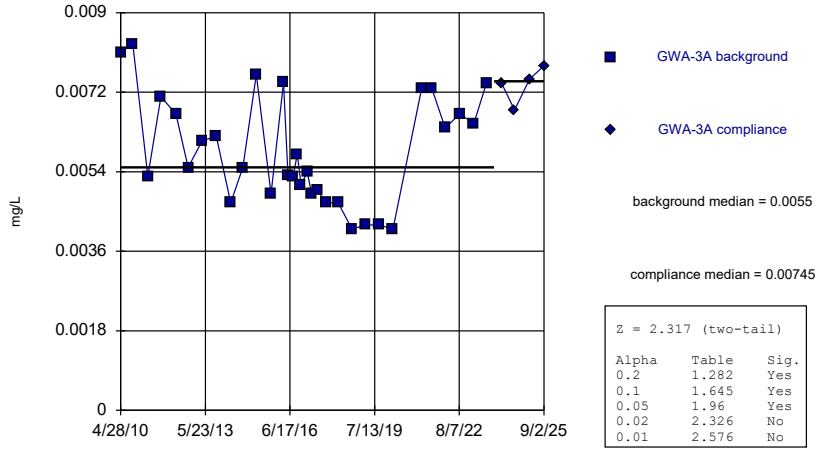

Z = 2.317 (two-tail)

Alpha	Table	Sig.
0.2	1.282	Yes
0.1	1.645	Yes
0.05	1.96	Yes
0.02	2.326	No
0.01	2.576	No

Constituent: Barium Analysis Run 4/27/2026 2:12 PM View: Appendix I Mann-Whitney
Plant Bowen Client: Southern Company Data: Bowen 1, 2, 9, & 10

Sanitas™ v.10.1.06d Software licensed to Groundwater Stats Consulting. UG

Mann-Whitney (Wilcoxon Rank Sum)

GWA-4RZ (bg)

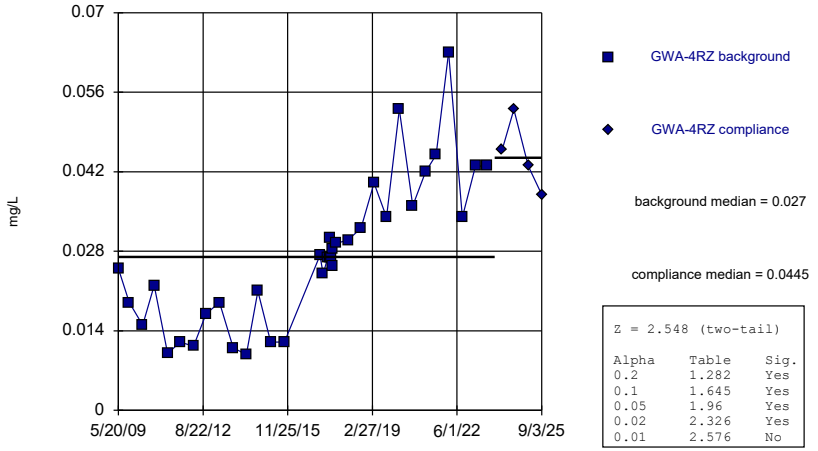

Z = 2.548 (two-tail)

Alpha	Table	Sig.
0.2	1.282	Yes
0.1	1.645	Yes
0.05	1.96	Yes
0.02	2.326	Yes
0.01	2.576	No

Constituent: Barium Analysis Run 4/27/2026 2:12 PM View: Appendix I Mann-Whitney
Plant Bowen Client: Southern Company Data: Bowen 1, 2, 9, & 10

Sanitas™ v.10.1.06d Software licensed to Groundwater Stats Consulting. UG

Mann-Whitney (Wilcoxon Rank Sum)

GWA-39RZ (bg)

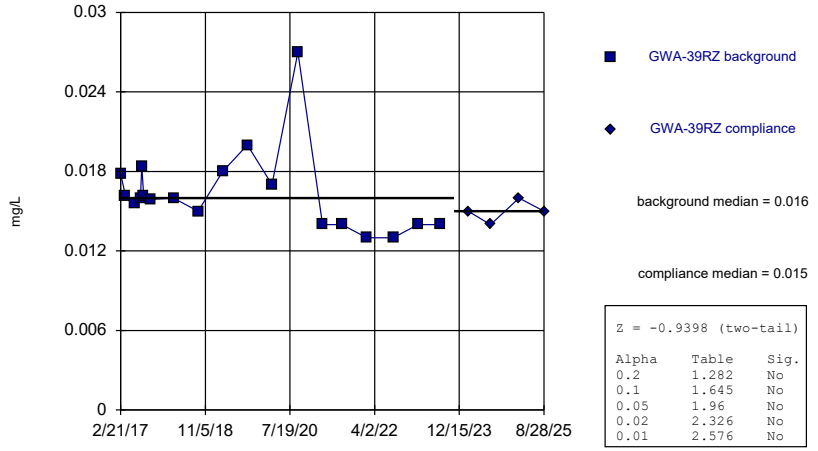

Z = -0.9398 (two-tail)

Alpha	Table	Sig.
0.2	1.282	No
0.1	1.645	No
0.05	1.96	No
0.02	2.326	No
0.01	2.576	No

Constituent: Barium Analysis Run 4/27/2026 2:12 PM View: Appendix I Mann-Whitney
Plant Bowen Client: Southern Company Data: Bowen 1, 2, 9, & 10

Sanitas™ v.10.1.06d Software licensed to Groundwater Stats Consulting. UG

Mann-Whitney (Wilcoxon Rank Sum)

GWA-39Z (bg)

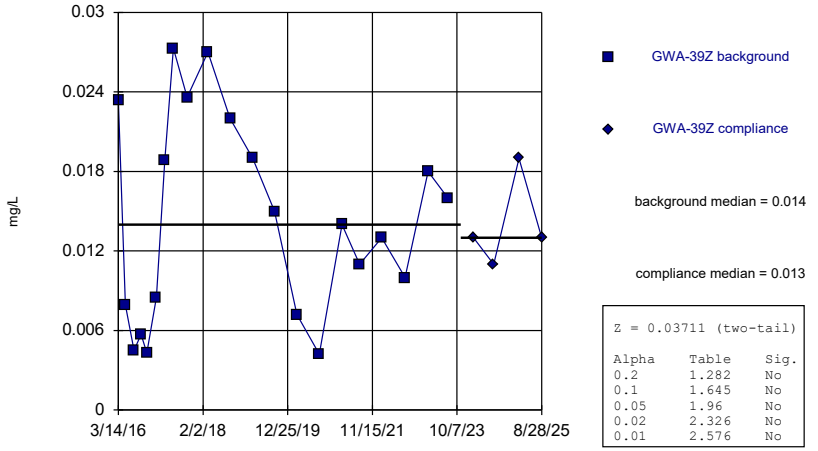

Z = 0.03711 (two-tail)

Alpha	Table	Sig.
0.2	1.282	No
0.1	1.645	No
0.05	1.96	No
0.02	2.326	No
0.01	2.576	No

Constituent: Barium Analysis Run 4/27/2026 2:12 PM View: Appendix I Mann-Whitney
Plant Bowen Client: Southern Company Data: Bowen 1, 2, 9, & 10

Sanitas™ v.10.1.06d Software licensed to Groundwater Stats Consulting. UG

Mann-Whitney (Wilcoxon Rank Sum)

GWA-40 (bg)

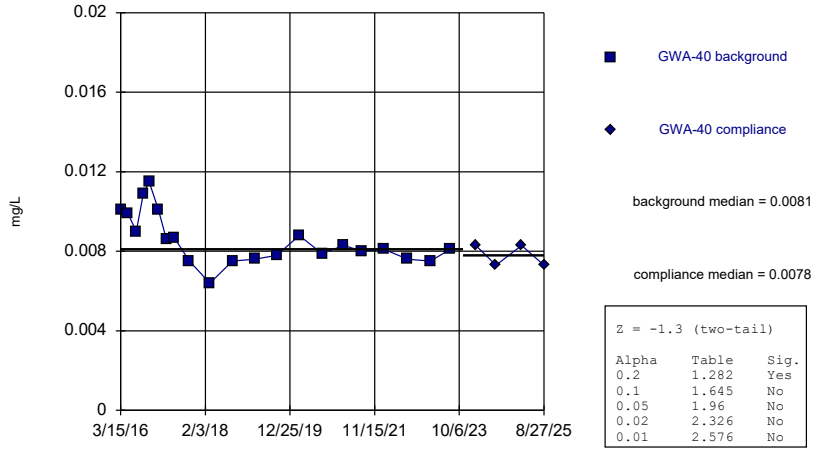

background median = 0.0081

compliance median = 0.0078

Z = -1.3 (two-tail)

Alpha	Table	Sig.
0.2	1.282	Yes
0.1	1.645	No
0.05	1.96	No
0.02	2.326	No
0.01	2.576	No

Constituent: Barium Analysis Run 4/27/2026 2:13 PM View: Appendix I Mann-Whitney
Plant Bowen Client: Southern Company Data: Bowen 1, 2, 9, & 10

Sanitas™ v.10.1.06d Software licensed to Groundwater Stats Consulting. UG

Mann-Whitney (Wilcoxon Rank Sum)

GWA-41 (bg)

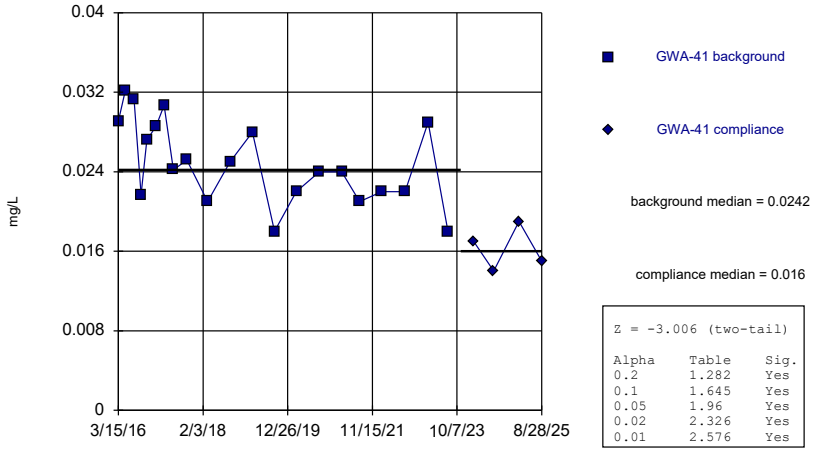

background median = 0.0242

compliance median = 0.016

Z = -3.006 (two-tail)

Alpha	Table	Sig.
0.2	1.282	Yes
0.1	1.645	Yes
0.05	1.96	Yes
0.02	2.326	Yes
0.01	2.576	Yes

Constituent: Barium Analysis Run 4/27/2026 2:13 PM View: Appendix I Mann-Whitney
Plant Bowen Client: Southern Company Data: Bowen 1, 2, 9, & 10

Sanitas™ v.10.1.06d Software licensed to Groundwater Stats Consulting. UG

Mann-Whitney (Wilcoxon Rank Sum)

GWA-41R (bg)

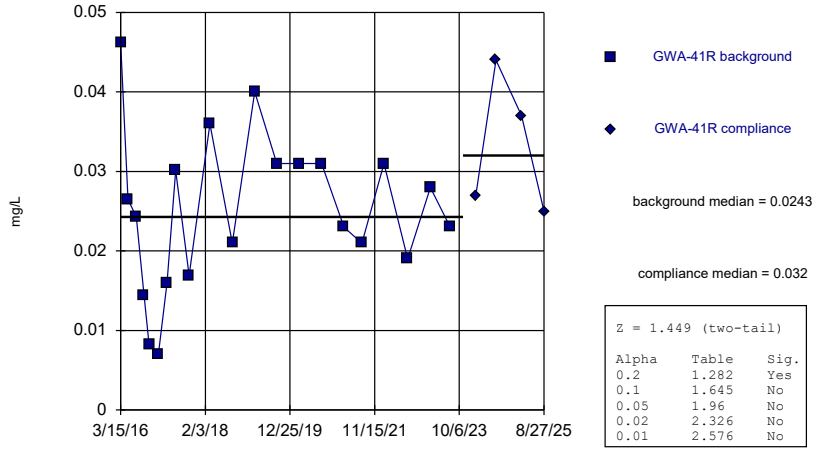

background median = 0.0243

compliance median = 0.032

Z = 1.449 (two-tail)

Alpha	Table	Sig.
0.2	1.282	Yes
0.1	1.645	No
0.05	1.96	No
0.02	2.326	No
0.01	2.576	No

Constituent: Barium Analysis Run 4/27/2026 2:13 PM View: Appendix I Mann-Whitney
Plant Bowen Client: Southern Company Data: Bowen 1, 2, 9, & 10

Sanitas™ v.10.1.06d Software licensed to Groundwater Stats Consulting. UG

Mann-Whitney (Wilcoxon Rank Sum)

GWA-42 (bg)

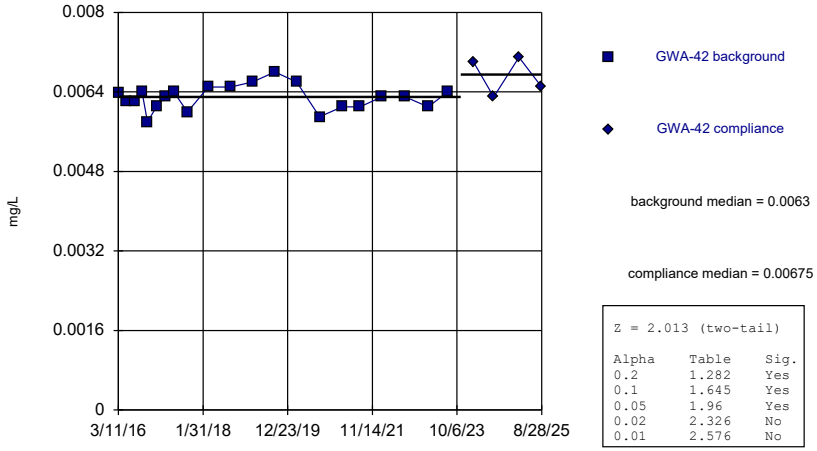

background median = 0.0063

compliance median = 0.00675

Z = 2.013 (two-tail)

Alpha	Table	Sig.
0.2	1.282	Yes
0.1	1.645	Yes
0.05	1.96	Yes
0.02	2.326	No
0.01	2.576	No

Constituent: Barium Analysis Run 4/27/2026 2:13 PM View: Appendix I Mann-Whitney
Plant Bowen Client: Southern Company Data: Bowen 1, 2, 9, & 10

Sanitas™ v.10.1.06d Software licensed to Groundwater Stats Consulting. UG

Mann-Whitney (Wilcoxon Rank Sum)

GWA-43 (bg)

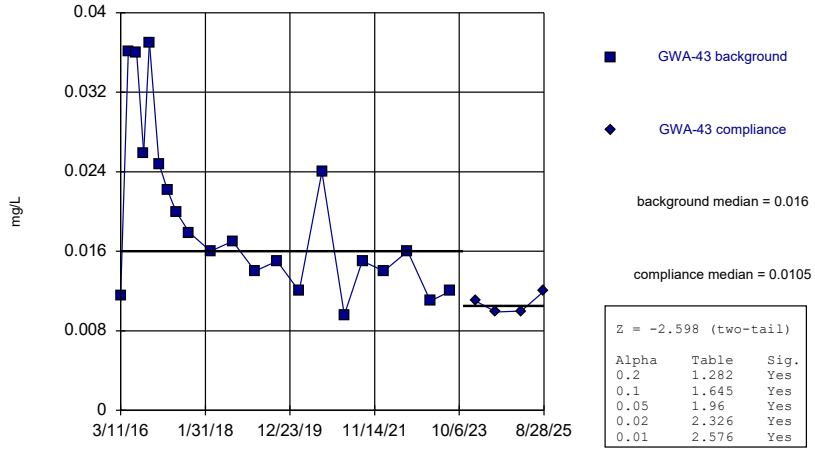

background median = 0.016

compliance median = 0.0105

Z = -2.598 (two-tail)

Alpha	Table	Sig.
0.2	1.282	Yes
0.1	1.645	Yes
0.05	1.96	Yes
0.02	2.326	Yes
0.01	2.576	Yes

Constituent: Barium Analysis Run 4/27/2026 2:13 PM View: Appendix I Mann-Whitney
Plant Bowen Client: Southern Company Data: Bowen 1, 2, 9, & 10

Sanitas™ v.10.1.06d Software licensed to Groundwater Stats Consulting. UG

Mann-Whitney (Wilcoxon Rank Sum)

GWA-43R (bg)

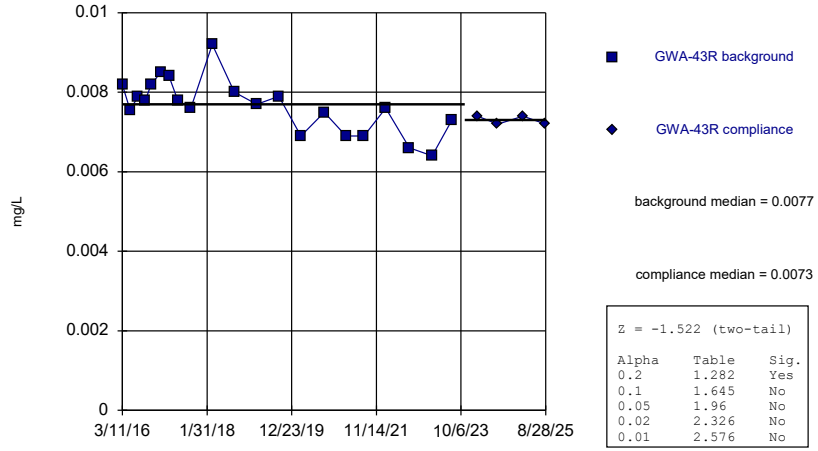

background median = 0.0077

compliance median = 0.0073

Z = -1.522 (two-tail)

Alpha	Table	Sig.
0.2	1.282	Yes
0.1	1.645	No
0.05	1.96	No
0.02	2.326	No
0.01	2.576	No

Constituent: Barium Analysis Run 4/27/2026 2:13 PM View: Appendix I Mann-Whitney
Plant Bowen Client: Southern Company Data: Bowen 1, 2, 9, & 10

Sanitas™ v.10.1.06d Software licensed to Groundwater Stats Consulting. UG

Mann-Whitney (Wilcoxon Rank Sum)

GWA-50 (bg)

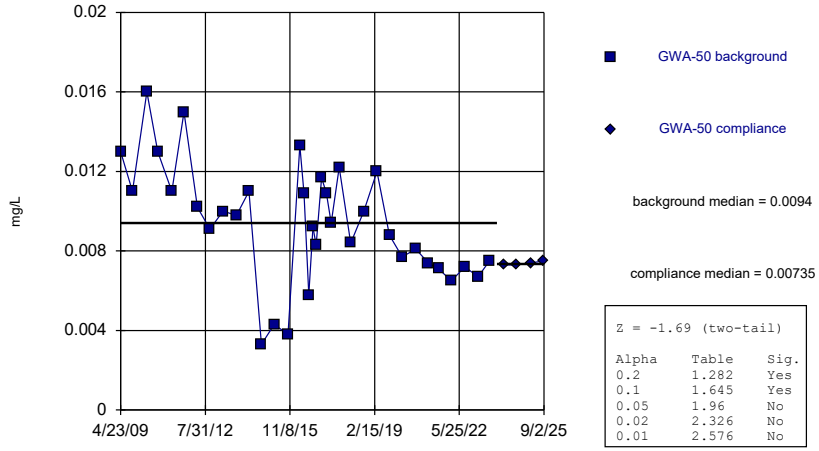

background median = 0.0094

compliance median = 0.00735

Z = -1.69 (two-tail)

Alpha	Table	Sig.
0.2	1.282	Yes
0.1	1.645	Yes
0.05	1.96	No
0.02	2.326	No
0.01	2.576	No

Constituent: Barium Analysis Run 4/27/2026 2:13 PM View: Appendix I Mann-Whitney
Plant Bowen Client: Southern Company Data: Bowen 1, 2, 9, & 10

Sanitas™ v.10.1.06d Software licensed to Groundwater Stats Consulting. UG

Mann-Whitney (Wilcoxon Rank Sum)

GWA-50R (bg)

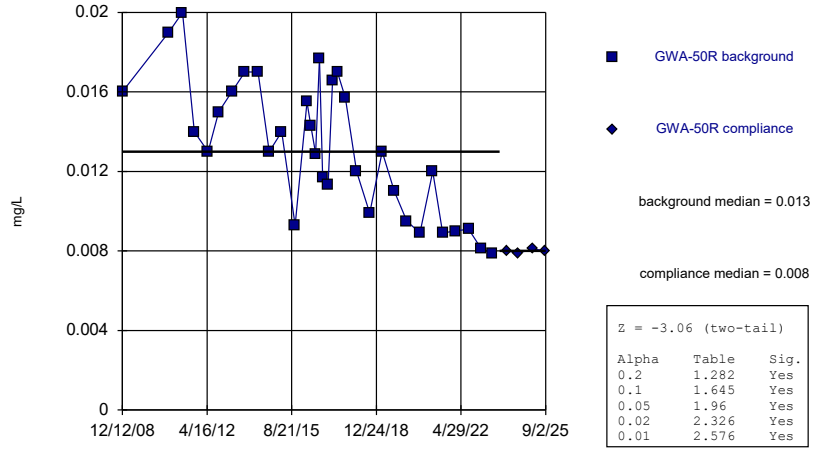

background median = 0.013

compliance median = 0.008

Z = -3.06 (two-tail)

Alpha	Table	Sig.
0.2	1.282	Yes
0.1	1.645	Yes
0.05	1.96	Yes
0.02	2.326	Yes
0.01	2.576	Yes

Constituent: Barium Analysis Run 4/27/2026 2:13 PM View: Appendix I Mann-Whitney
Plant Bowen Client: Southern Company Data: Bowen 1, 2, 9, & 10

Sanitas™ v.10.1.06d Software licensed to Groundwater Stats Consulting. UG

Mann-Whitney (Wilcoxon Rank Sum)

GWC-5

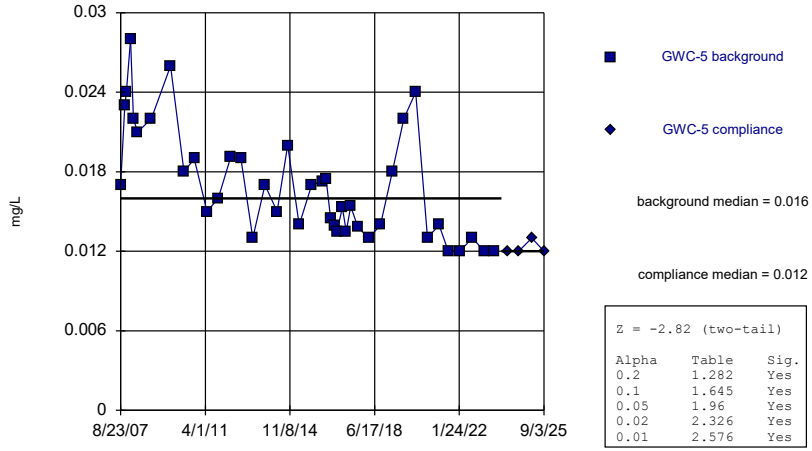

Z = -2.82 (two-tail)

Alpha	Table	Sig.
0.2	1.282	Yes
0.1	1.645	Yes
0.05	1.96	Yes
0.02	2.326	Yes
0.01	2.576	Yes

Constituent: Barium Analysis Run 4/27/2026 2:13 PM View: Appendix I Mann-Whitney
Plant Bowen Client: Southern Company Data: Bowen 1, 2, 9, & 10

Sanitas™ v.10.1.06d Software licensed to Groundwater Stats Consulting. UG

Mann-Whitney (Wilcoxon Rank Sum)

GWC-6

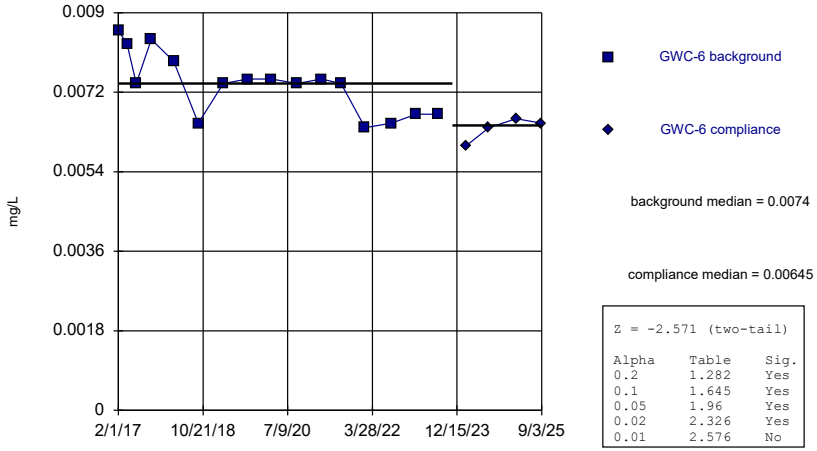

Z = -2.571 (two-tail)

Alpha	Table	Sig.
0.2	1.282	Yes
0.1	1.645	Yes
0.05	1.96	Yes
0.02	2.326	Yes
0.01	2.576	No

Constituent: Barium Analysis Run 4/27/2026 2:13 PM View: Appendix I Mann-Whitney
Plant Bowen Client: Southern Company Data: Bowen 1, 2, 9, & 10

Sanitas™ v.10.1.06d Software licensed to Groundwater Stats Consulting. UG

Mann-Whitney (Wilcoxon Rank Sum)

GWC-6RZ

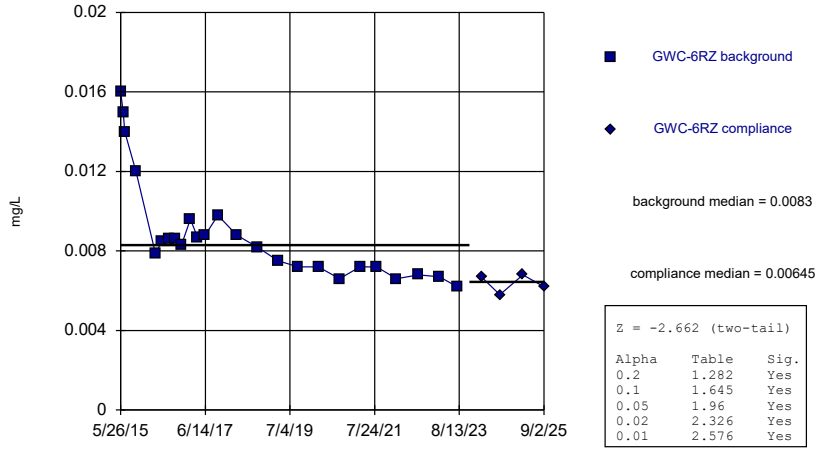

Z = -2.662 (two-tail)

Alpha	Table	Sig.
0.2	1.282	Yes
0.1	1.645	Yes
0.05	1.96	Yes
0.02	2.326	Yes
0.01	2.576	Yes

Constituent: Barium Analysis Run 4/27/2026 2:13 PM View: Appendix I Mann-Whitney
Plant Bowen Client: Southern Company Data: Bowen 1, 2, 9, & 10

Sanitas™ v.10.1.06d Software licensed to Groundwater Stats Consulting. UG

Mann-Whitney (Wilcoxon Rank Sum)

GWC-7Z

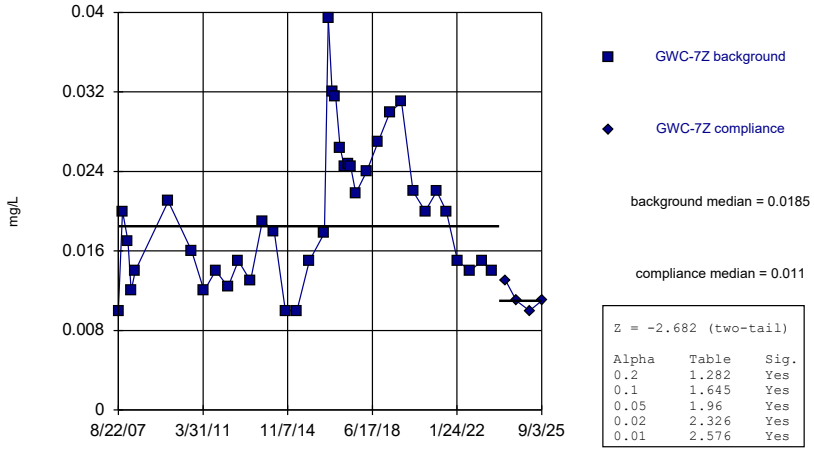

Z = -2.682 (two-tail)

Alpha	Table	Sig.
0.2	1.282	Yes
0.1	1.645	Yes
0.05	1.96	Yes
0.02	2.326	Yes
0.01	2.576	Yes

Constituent: Barium Analysis Run 4/27/2026 2:13 PM View: Appendix I Mann-Whitney
Plant Bowen Client: Southern Company Data: Bowen 1, 2, 9, & 10

Sanitas™ v.10.1.06d Software licensed to Groundwater Stats Consulting. UG

Mann-Whitney (Wilcoxon Rank Sum)

GWC-8RR

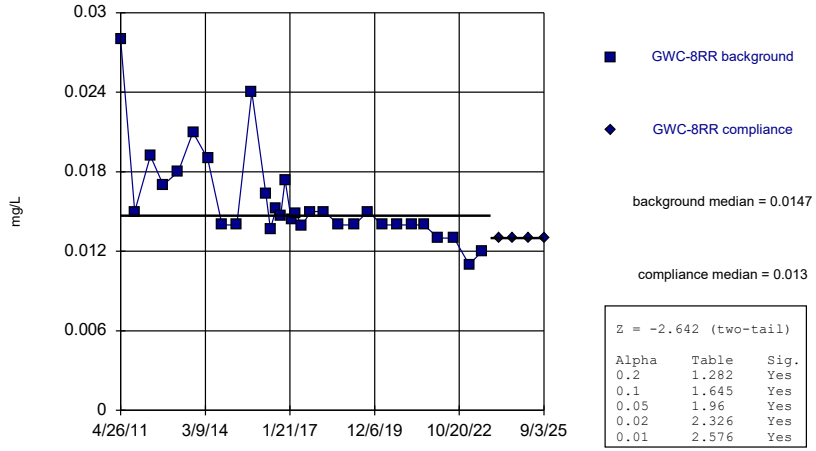

Z = -2.642 (two-tail)

Alpha	Table	Sig.
0.2	1.282	Yes
0.1	1.645	Yes
0.05	1.96	Yes
0.02	2.326	Yes
0.01	2.576	Yes

Constituent: Barium Analysis Run 4/27/2026 2:13 PM View: Appendix I Mann-Whitney
Plant Bowen Client: Southern Company Data: Bowen 1, 2, 9, & 10

Sanitas™ v.10.1.06d Software licensed to Groundwater Stats Consulting. UG

Mann-Whitney (Wilcoxon Rank Sum)

GWC-8Z

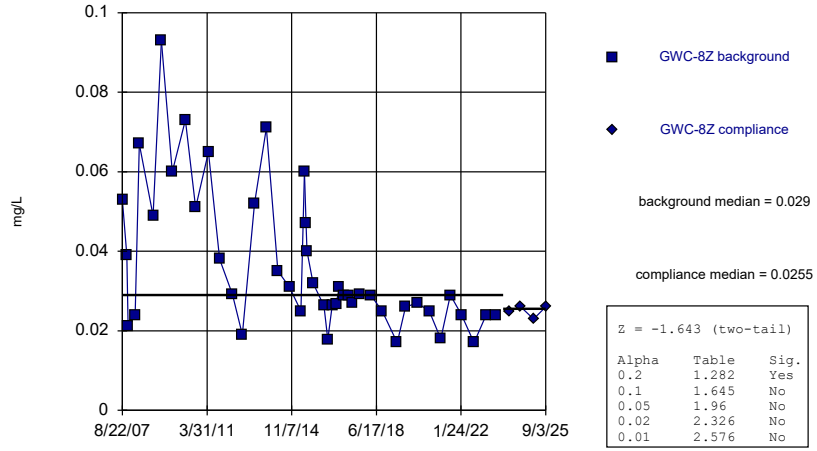

Z = -1.643 (two-tail)

Alpha	Table	Sig.
0.2	1.282	Yes
0.1	1.645	No
0.05	1.96	No
0.02	2.326	No
0.01	2.576	No

Constituent: Barium Analysis Run 4/27/2026 2:13 PM View: Appendix I Mann-Whitney
Plant Bowen Client: Southern Company Data: Bowen 1, 2, 9, & 10

Sanitas™ v.10.1.06d Software licensed to Groundwater Stats Consulting. UG

Mann-Whitney (Wilcoxon Rank Sum)

GWC-9

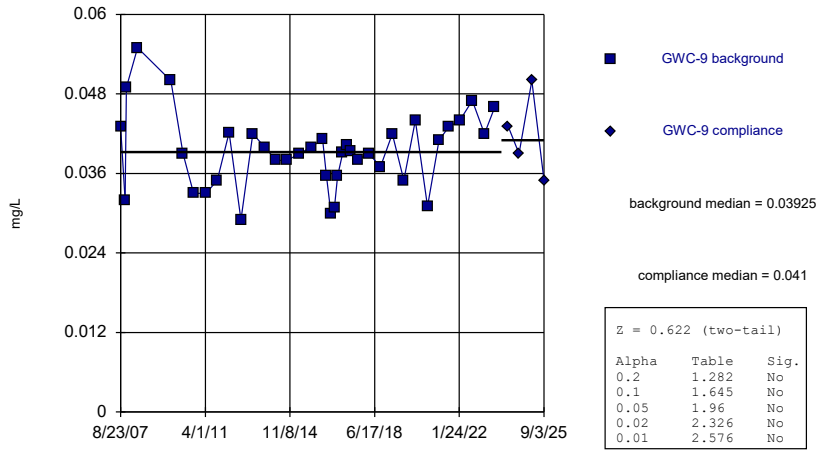

Z = 0.622 (two-tail)

Alpha	Table	Sig.
0.2	1.282	No
0.1	1.645	No
0.05	1.96	No
0.02	2.326	No
0.01	2.576	No

Constituent: Barium Analysis Run 4/27/2026 2:13 PM View: Appendix I Mann-Whitney
Plant Bowen Client: Southern Company Data: Bowen 1, 2, 9, & 10

Sanitas™ v.10.1.06d Software licensed to Groundwater Stats Consulting. UG

Mann-Whitney (Wilcoxon Rank Sum)

GWC-10

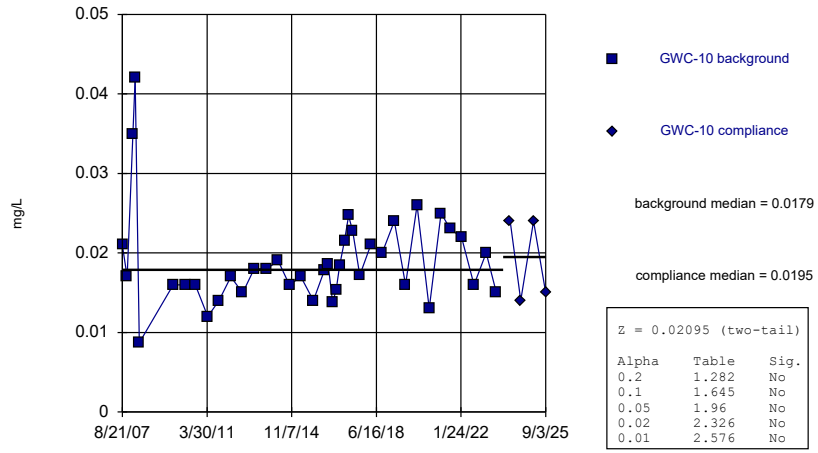

Z = 0.02095 (two-tail)

Alpha	Table	Sig.
0.2	1.282	No
0.1	1.645	No
0.05	1.96	No
0.02	2.326	No
0.01	2.576	No

Constituent: Barium Analysis Run 4/27/2026 2:13 PM View: Appendix I Mann-Whitney
Plant Bowen Client: Southern Company Data: Bowen 1, 2, 9, & 10

Sanitas™ v.10.1.06d Software licensed to Groundwater Stats Consulting. UG

Mann-Whitney (Wilcoxon Rank Sum)

GWC-10R

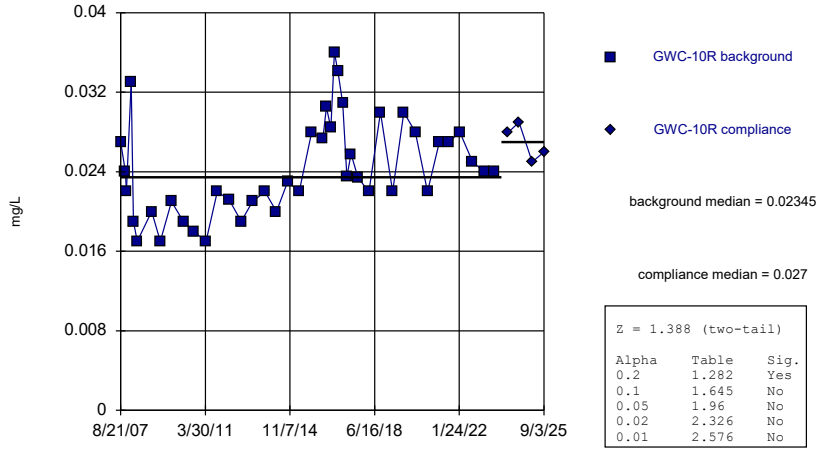

background median = 0.02345

compliance median = 0.027

Z = 1.388 (two-tail)

Alpha	Table	Sig.
0.2	1.282	Yes
0.1	1.645	No
0.05	1.96	No
0.02	2.326	No
0.01	2.576	No

Constituent: Barium Analysis Run 4/27/2026 2:13 PM View: Appendix I Mann-Whitney
Plant Bowen Client: Southern Company Data: Bowen 1, 2, 9, & 10

Sanitas™ v.10.1.06d Software licensed to Groundwater Stats Consulting. UG

Mann-Whitney (Wilcoxon Rank Sum)

GWC-11

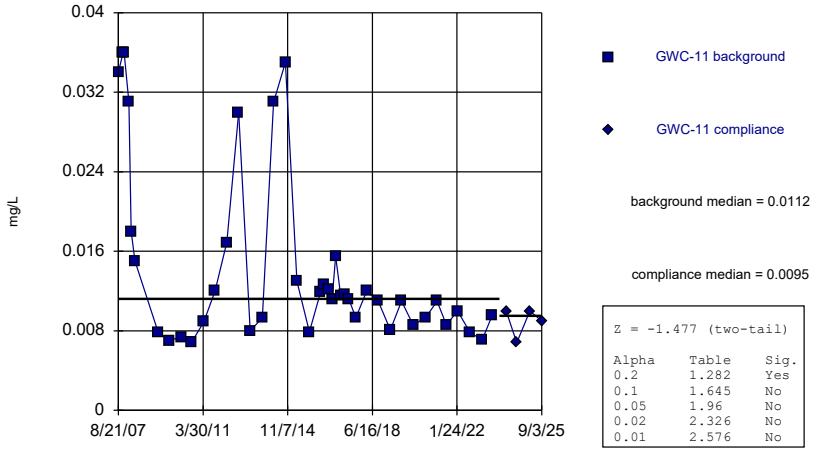

background median = 0.0112

compliance median = 0.0095

Z = -1.477 (two-tail)

Alpha	Table	Sig.
0.2	1.282	Yes
0.1	1.645	No
0.05	1.96	No
0.02	2.326	No
0.01	2.576	No

Constituent: Barium Analysis Run 4/27/2026 2:13 PM View: Appendix I Mann-Whitney
Plant Bowen Client: Southern Company Data: Bowen 1, 2, 9, & 10

Sanitas™ v.10.1.06d Software licensed to Groundwater Stats Consulting. UG

Mann-Whitney (Wilcoxon Rank Sum)

GWC-11R

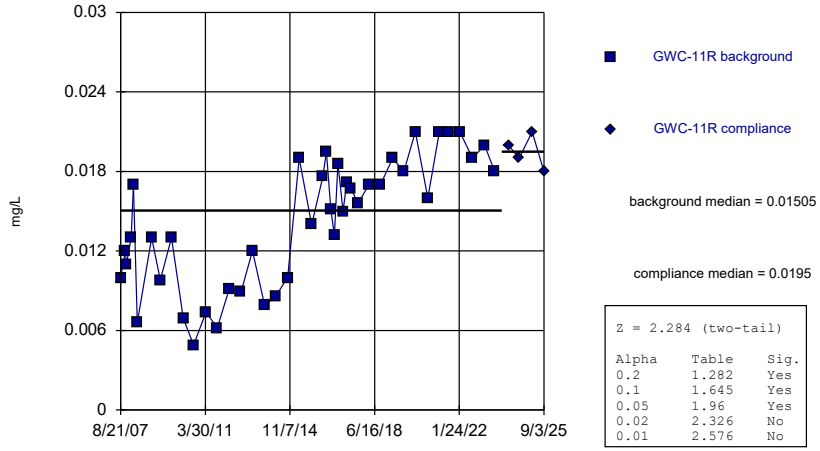

background median = 0.01505

compliance median = 0.0195

Z = 2.284 (two-tail)

Alpha	Table	Sig.
0.2	1.282	Yes
0.1	1.645	Yes
0.05	1.96	Yes
0.02	2.326	No
0.01	2.576	No

Constituent: Barium Analysis Run 4/27/2026 2:13 PM View: Appendix I Mann-Whitney
Plant Bowen Client: Southern Company Data: Bowen 1, 2, 9, & 10

Sanitas™ v.10.1.06d Software licensed to Groundwater Stats Consulting. UG

Mann-Whitney (Wilcoxon Rank Sum)

GWC-12

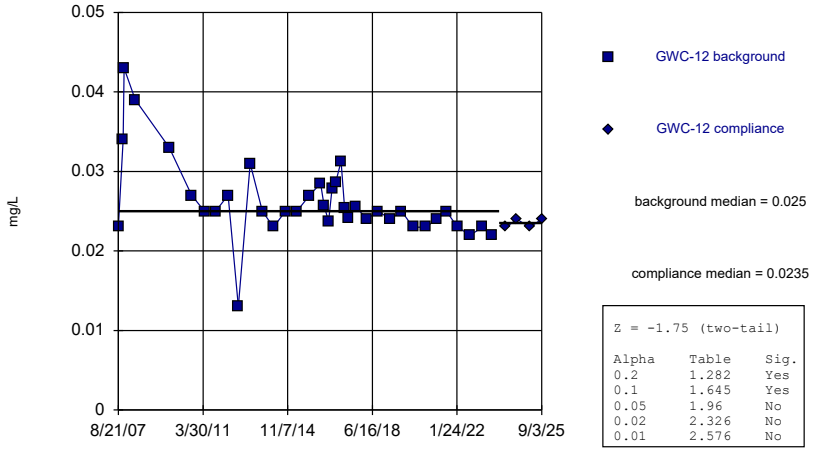

background median = 0.025

compliance median = 0.0235

Z = -1.75 (two-tail)

Alpha	Table	Sig.
0.2	1.282	Yes
0.1	1.645	Yes
0.05	1.96	No
0.02	2.326	No
0.01	2.576	No

Constituent: Barium Analysis Run 4/27/2026 2:13 PM View: Appendix I Mann-Whitney
Plant Bowen Client: Southern Company Data: Bowen 1, 2, 9, & 10

Sanitas™ v.10.1.06d Software licensed to Groundwater Stats Consulting. UG

Mann-Whitney (Wilcoxon Rank Sum)

GWC-13

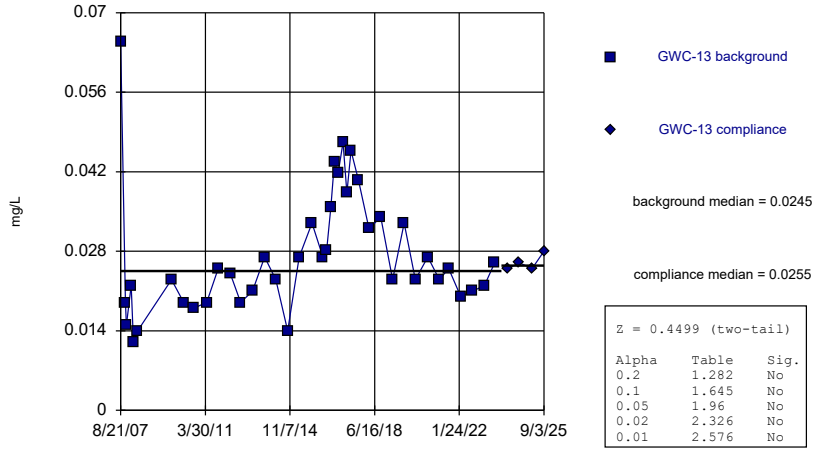

Z = 0.4499 (two-tail)

Alpha	Table	Sig.
0.2	1.282	No
0.1	1.645	No
0.05	1.96	No
0.02	2.326	No
0.01	2.576	No

Constituent: Barium Analysis Run 4/27/2026 2:13 PM View: Appendix I Mann-Whitney
Plant Bowen Client: Southern Company Data: Bowen 1, 2, 9, & 10

Sanitas™ v.10.1.06d Software licensed to Groundwater Stats Consulting. UG

Mann-Whitney (Wilcoxon Rank Sum)

GWC-13RZ

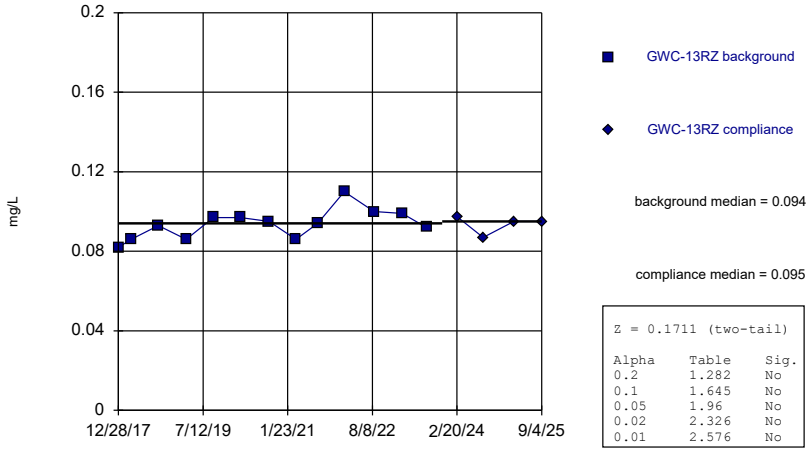

Z = 0.1711 (two-tail)

Alpha	Table	Sig.
0.2	1.282	No
0.1	1.645	No
0.05	1.96	No
0.02	2.326	No
0.01	2.576	No

Constituent: Barium Analysis Run 4/27/2026 2:13 PM View: Appendix I Mann-Whitney
Plant Bowen Client: Southern Company Data: Bowen 1, 2, 9, & 10

Sanitas™ v.10.1.06d Software licensed to Groundwater Stats Consulting. UG

Mann-Whitney (Wilcoxon Rank Sum)

GWC-14Z

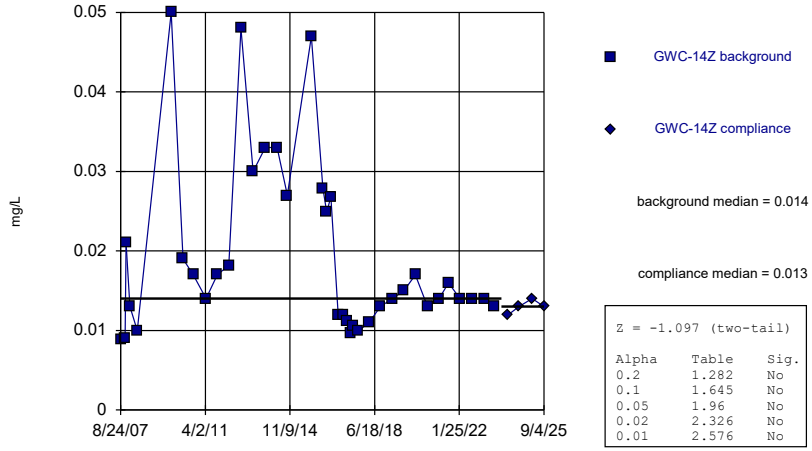

Z = -1.097 (two-tail)

Alpha	Table	Sig.
0.2	1.282	No
0.1	1.645	No
0.05	1.96	No
0.02	2.326	No
0.01	2.576	No

Constituent: Barium Analysis Run 4/27/2026 2:13 PM View: Appendix I Mann-Whitney
Plant Bowen Client: Southern Company Data: Bowen 1, 2, 9, & 10

Sanitas™ v.10.1.06d Software licensed to Groundwater Stats Consulting. UG

Mann-Whitney (Wilcoxon Rank Sum)

GWC-15R

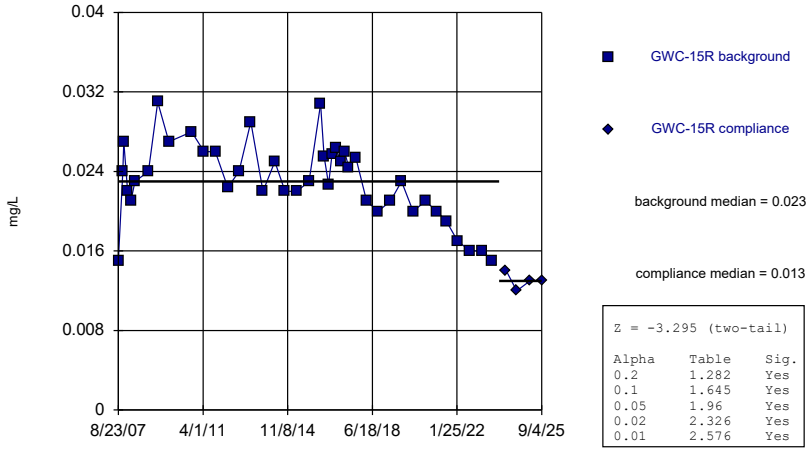

Z = -3.295 (two-tail)

Alpha	Table	Sig.
0.2	1.282	Yes
0.1	1.645	Yes
0.05	1.96	Yes
0.02	2.326	Yes
0.01	2.576	Yes

Constituent: Barium Analysis Run 4/27/2026 2:13 PM View: Appendix I Mann-Whitney
Plant Bowen Client: Southern Company Data: Bowen 1, 2, 9, & 10

Sanitas™ v.10.1.06d Software licensed to Groundwater Stats Consulting. UG

Mann-Whitney (Wilcoxon Rank Sum)

GWC-15Z

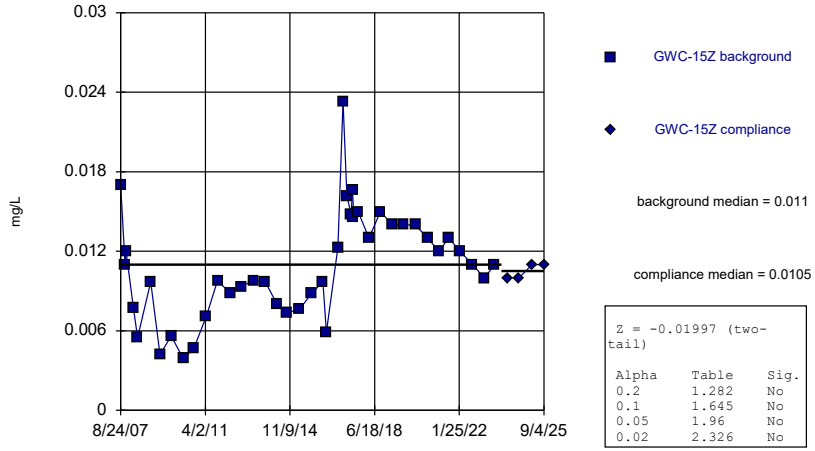

Z = -0.01997 (two-tail)

Alpha	Table	Sig.
0.2	1.282	No
0.1	1.645	No
0.05	1.96	No
0.02	2.326	No

Constituent: Barium Analysis Run 4/27/2026 2:13 PM View: Appendix I Mann-Whitney
Plant Bowen Client: Southern Company Data: Bowen 1, 2, 9, & 10

Sanitas™ v.10.1.06d Software licensed to Groundwater Stats Consulting. UG

Mann-Whitney (Wilcoxon Rank Sum)

GWC-44

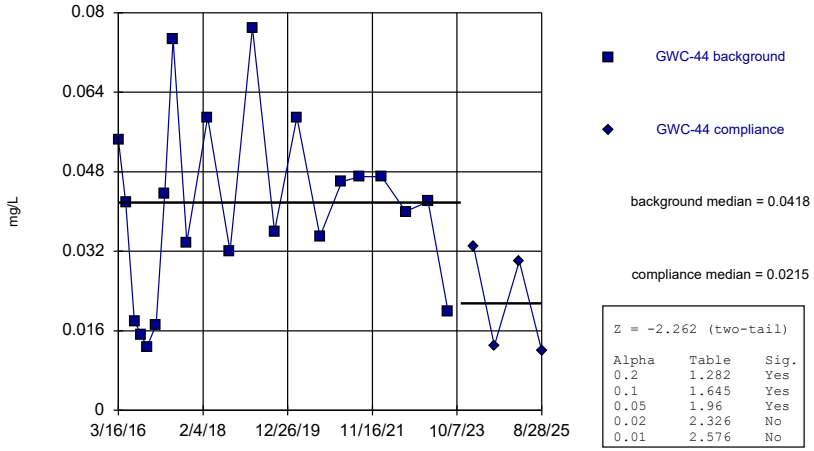

Z = -2.262 (two-tail)

Alpha	Table	Sig.
0.2	1.282	Yes
0.1	1.645	Yes
0.05	1.96	Yes
0.02	2.326	No
0.01	2.576	No

Constituent: Barium Analysis Run 4/27/2026 2:13 PM View: Appendix I Mann-Whitney
Plant Bowen Client: Southern Company Data: Bowen 1, 2, 9, & 10

Sanitas™ v.10.1.06d Software licensed to Groundwater Stats Consulting. UG

Mann-Whitney (Wilcoxon Rank Sum)

GWC-45

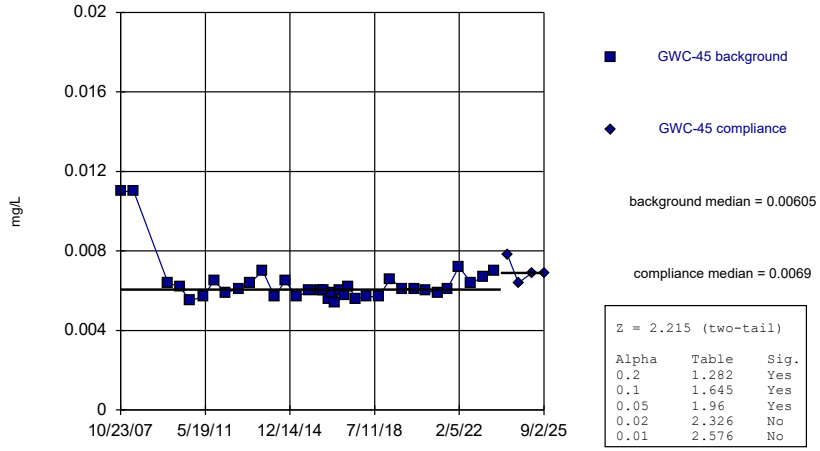

Z = 2.215 (two-tail)

Alpha	Table	Sig.
0.2	1.282	Yes
0.1	1.645	Yes
0.05	1.96	Yes
0.02	2.326	No
0.01	2.576	No

Constituent: Barium Analysis Run 4/27/2026 2:13 PM View: Appendix I Mann-Whitney
Plant Bowen Client: Southern Company Data: Bowen 1, 2, 9, & 10

Sanitas™ v.10.1.06d Software licensed to Groundwater Stats Consulting. UG

Mann-Whitney (Wilcoxon Rank Sum)

GWC-45R

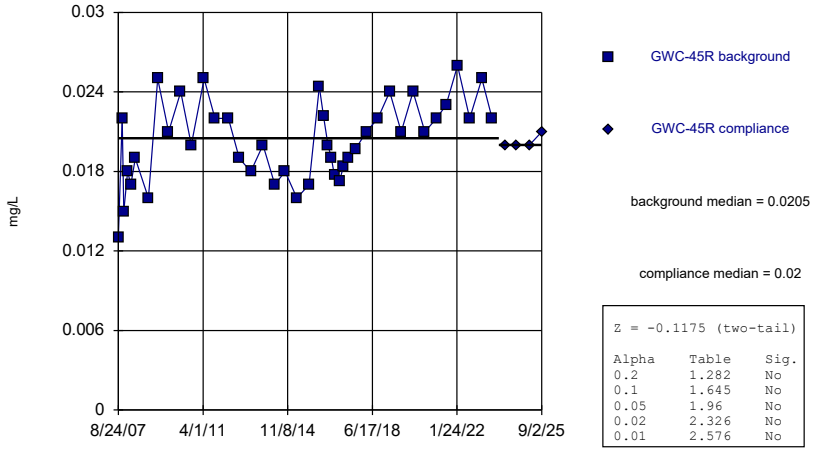

Z = -0.1175 (two-tail)

Alpha	Table	Sig.
0.2	1.282	No
0.1	1.645	No
0.05	1.96	No
0.02	2.326	No
0.01	2.576	No

Constituent: Barium Analysis Run 4/27/2026 2:13 PM View: Appendix I Mann-Whitney
Plant Bowen Client: Southern Company Data: Bowen 1, 2, 9, & 10

Sanitas™ v.10.1.06d Software licensed to Groundwater Stats Consulting. UG

Mann-Whitney (Wilcoxon Rank Sum)

GWC-46R

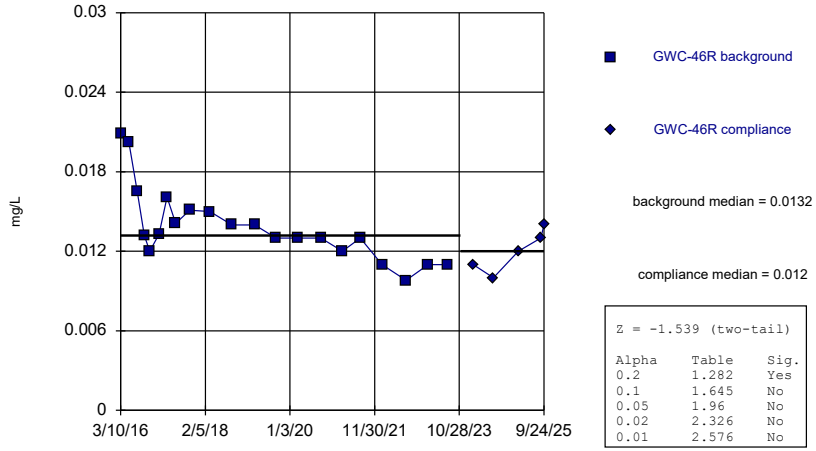

Z = -1.539 (two-tail)

Alpha	Table	Sig.
0.2	1.282	Yes
0.1	1.645	No
0.05	1.96	No
0.02	2.326	No
0.01	2.576	No

Constituent: Barium Analysis Run 4/27/2026 2:13 PM View: Appendix I Mann-Whitney
Plant Bowen Client: Southern Company Data: Bowen 1, 2, 9, & 10

Sanitas™ v.10.1.06d Software licensed to Groundwater Stats Consulting. UG

Mann-Whitney (Wilcoxon Rank Sum)

GWC-47

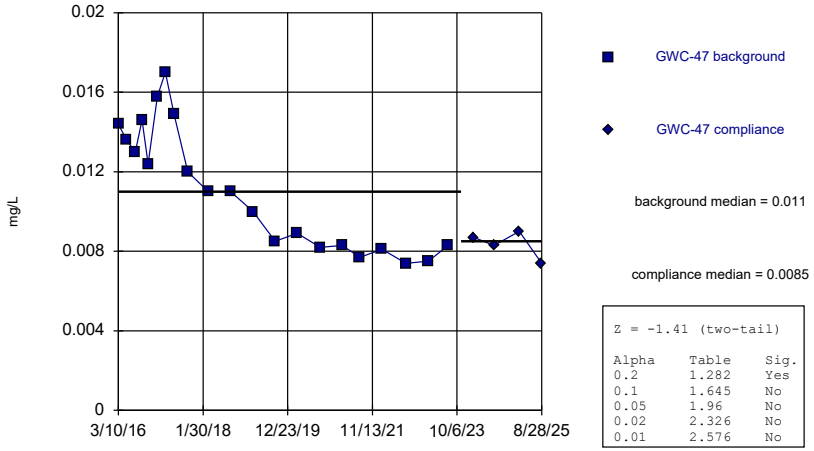

Z = -1.41 (two-tail)

Alpha	Table	Sig.
0.2	1.282	Yes
0.1	1.645	No
0.05	1.96	No
0.02	2.326	No
0.01	2.576	No

Constituent: Barium Analysis Run 4/27/2026 2:13 PM View: Appendix I Mann-Whitney
Plant Bowen Client: Southern Company Data: Bowen 1, 2, 9, & 10

Sanitas™ v.10.1.06d Software licensed to Groundwater Stats Consulting. UG

Mann-Whitney (Wilcoxon Rank Sum)

GWC-47R

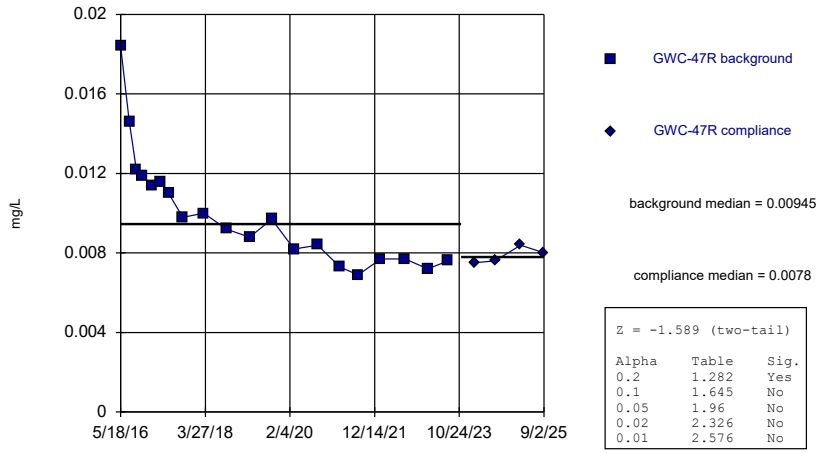

Z = -1.589 (two-tail)

Alpha	Table	Sig.
0.2	1.282	Yes
0.1	1.645	No
0.05	1.96	No
0.02	2.326	No
0.01	2.576	No

Constituent: Barium Analysis Run 4/27/2026 2:13 PM View: Appendix I Mann-Whitney
Plant Bowen Client: Southern Company Data: Bowen 1, 2, 9, & 10

Sanitas™ v.10.1.06d Software licensed to Groundwater Stats Consulting. UG
Hollow symbols indicate censored values.

Mann-Whitney (Wilcoxon Rank Sum)

GWC-48

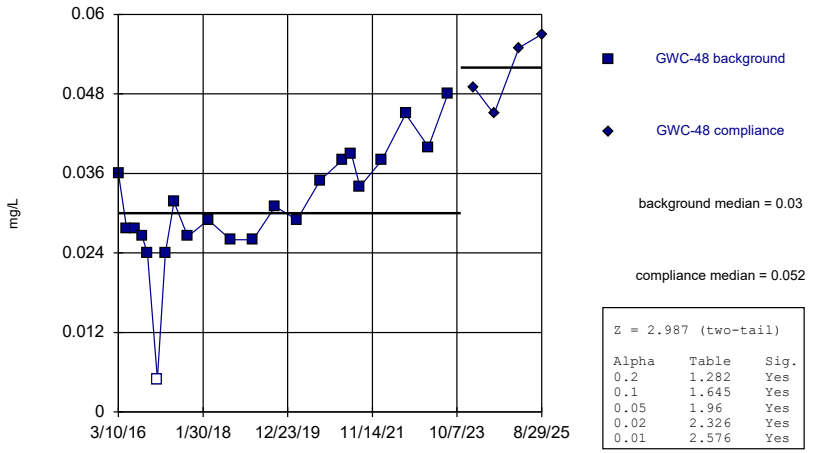

Z = 2.987 (two-tail)

Alpha	Table	Sig.
0.2	1.282	Yes
0.1	1.645	Yes
0.05	1.96	Yes
0.02	2.326	Yes
0.01	2.576	Yes

Constituent: Barium Analysis Run 4/27/2026 2:13 PM View: Appendix I Mann-Whitney
Plant Bowen Client: Southern Company Data: Bowen 1, 2, 9, & 10

Sanitas™ v.10.1.06d Software licensed to Groundwater Stats Consulting. UG

Mann-Whitney (Wilcoxon Rank Sum)

GWC-49R

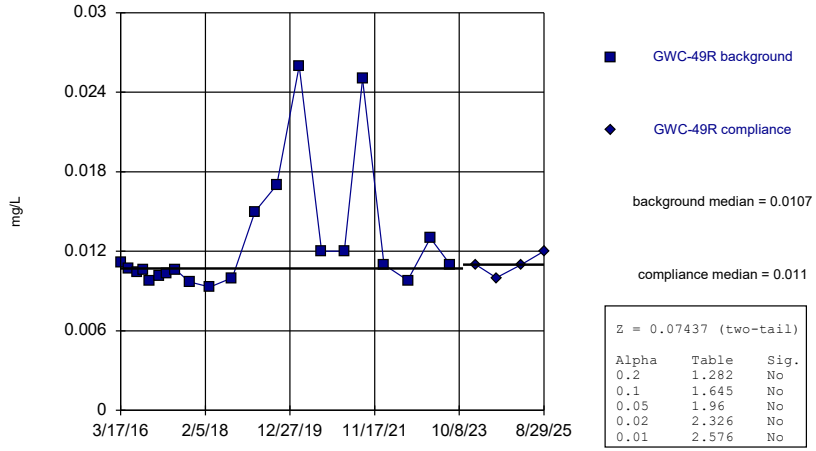

Z = 0.07437 (two-tail)

Alpha	Table	Sig.
0.2	1.282	No
0.1	1.645	No
0.05	1.96	No
0.02	2.326	No
0.01	2.576	No

Constituent: Barium Analysis Run 4/27/2026 2:13 PM View: Appendix I Mann-Whitney
Plant Bowen Client: Southern Company Data: Bowen 1, 2, 9, & 10

Sanitas™ v.10.1.06d Software licensed to Groundwater Stats Consulting. UG

Mann-Whitney (Wilcoxon Rank Sum)

GWC-49Z

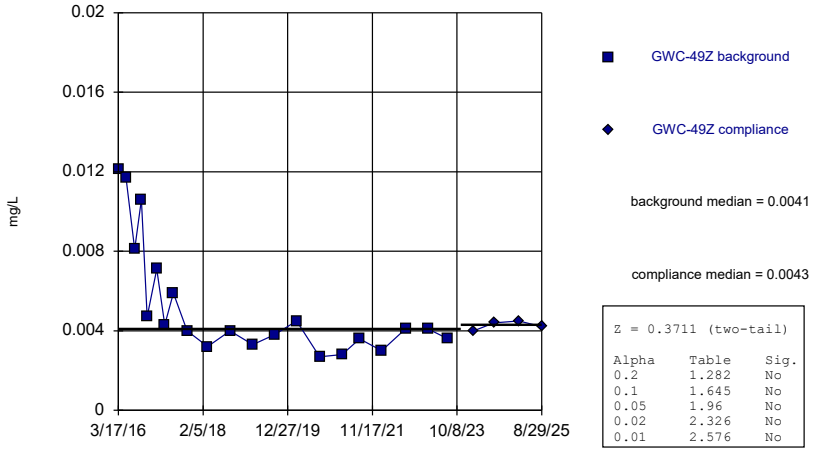

Z = 0.3711 (two-tail)

Alpha	Table	Sig.
0.2	1.282	No
0.1	1.645	No
0.05	1.96	No
0.02	2.326	No
0.01	2.576	No

Constituent: Barium Analysis Run 4/27/2026 2:14 PM View: Appendix I Mann-Whitney
Plant Bowen Client: Southern Company Data: Bowen 1, 2, 9, & 10

Sanitas™ v.10.1.06d Software licensed to Groundwater Stats Consulting. UG
Hollow symbols indicate censored values.

Mann-Whitney (Wilcoxon Rank Sum)

GWA-1 (bg)

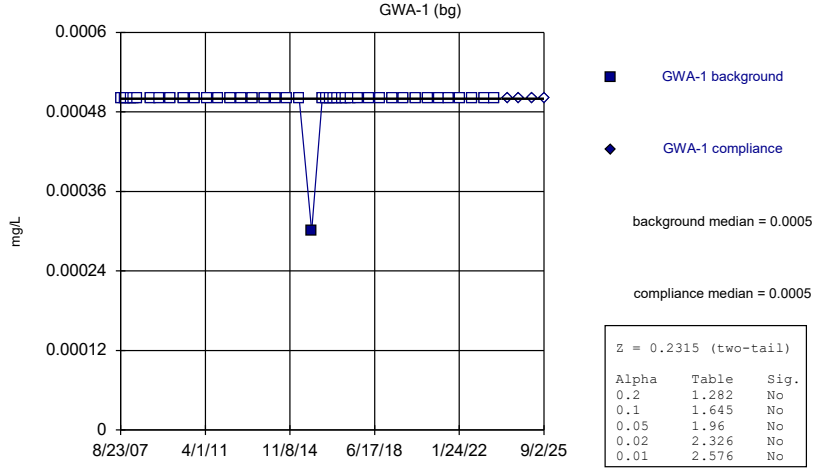

Z = 0.2315 (two-tail)

Alpha	Table	Sig.
0.2	1.282	No
0.1	1.645	No
0.05	1.96	No
0.02	2.326	No
0.01	2.576	No

Constituent: Cadmium Analysis Run 4/27/2026 2:14 PM View: Appendix I Mann-Whitney
Plant Bowen Client: Southern Company Data: Bowen 1, 2, 9, & 10

Sanitas™ v.10.1.06d Software licensed to Groundwater Stats Consulting. UG
Hollow symbols indicate censored values.

Mann-Whitney (Wilcoxon Rank Sum)

GWA-39Z (bg)

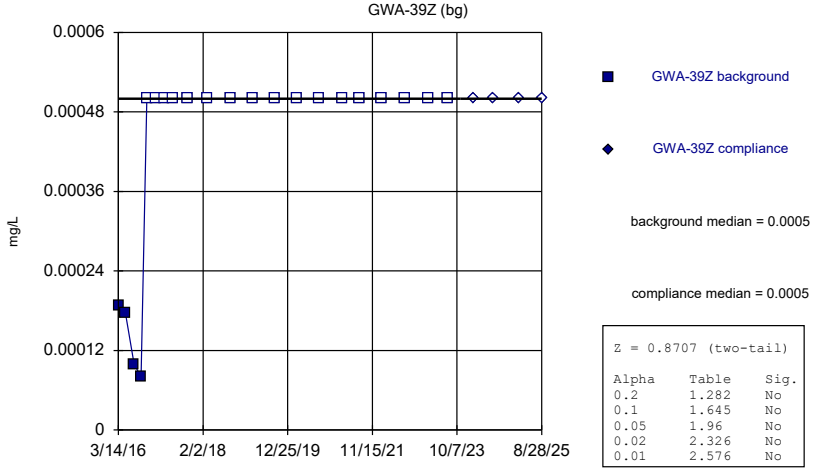

Z = 0.8707 (two-tail)

Alpha	Table	Sig.
0.2	1.282	No
0.1	1.645	No
0.05	1.96	No
0.02	2.326	No
0.01	2.576	No

Constituent: Cadmium Analysis Run 4/27/2026 2:14 PM View: Appendix I Mann-Whitney
Plant Bowen Client: Southern Company Data: Bowen 1, 2, 9, & 10

Sanitas™ v.10.1.06d Software licensed to Groundwater Stats Consulting. UG
Hollow symbols indicate censored values.

Mann-Whitney (Wilcoxon Rank Sum)

GWA-42 (bg)

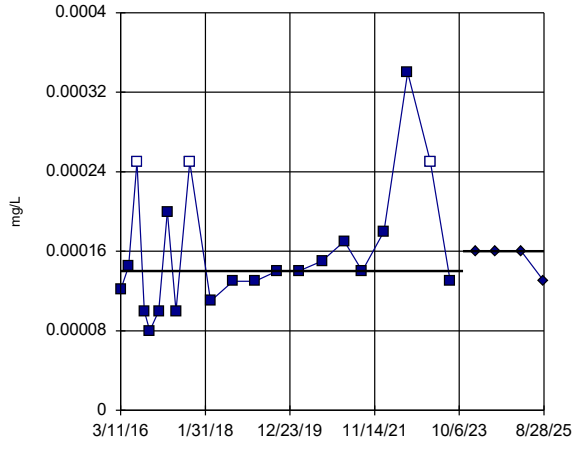

GWA-42 background

GWA-42 compliance

background median = 0.00014

compliance median = 0.00016

Z = 0.5215 (two-tail)

Alpha	Table	Sig.
0.2	1.282	No
0.1	1.645	No
0.05	1.96	No
0.02	2.326	No
0.01	2.576	No

Constituent: Cadmium Analysis Run 4/27/2026 2:14 PM View: Appendix I Mann-Whitney
Plant Bowen Client: Southern Company Data: Bowen 1, 2, 9, & 10

Sanitas™ v.10.1.06d Software licensed to Groundwater Stats Consulting. UG
Hollow symbols indicate censored values.

Mann-Whitney (Wilcoxon Rank Sum)

GWA-43 (bg)

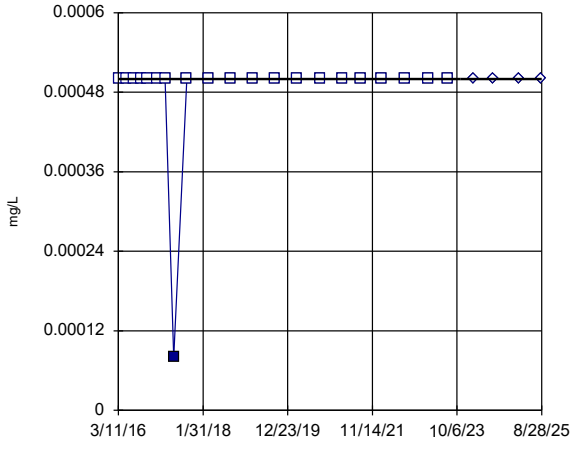

GWA-43 background

GWA-43 compliance

background median = 0.0005

compliance median = 0.0005

Z = 0.3273 (two-tail)

Alpha	Table	Sig.
0.2	1.282	No
0.1	1.645	No
0.05	1.96	No
0.02	2.326	No
0.01	2.576	No

Constituent: Cadmium Analysis Run 4/27/2026 2:14 PM View: Appendix I Mann-Whitney
Plant Bowen Client: Southern Company Data: Bowen 1, 2, 9, & 10

Sanitas™ v.10.1.06d Software licensed to Groundwater Stats Consulting. UG
Hollow symbols indicate censored values.

Mann-Whitney (Wilcoxon Rank Sum)

GWA-50 (bg)

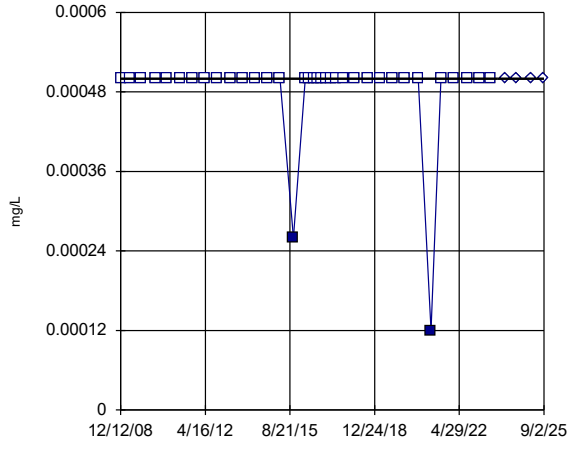

GWA-50 background

GWA-50 compliance

background median = 0.0005

compliance median = 0.0005

Z = 0.4177 (two-tail)

Alpha	Table	Sig.
0.2	1.282	No
0.1	1.645	No
0.05	1.96	No
0.02	2.326	No
0.01	2.576	No

Constituent: Cadmium Analysis Run 4/27/2026 2:14 PM View: Appendix I Mann-Whitney
Plant Bowen Client: Southern Company Data: Bowen 1, 2, 9, & 10

Sanitas™ v.10.1.06d Software licensed to Groundwater Stats Consulting. UG
Hollow symbols indicate censored values.

Mann-Whitney (Wilcoxon Rank Sum)

GWC-5

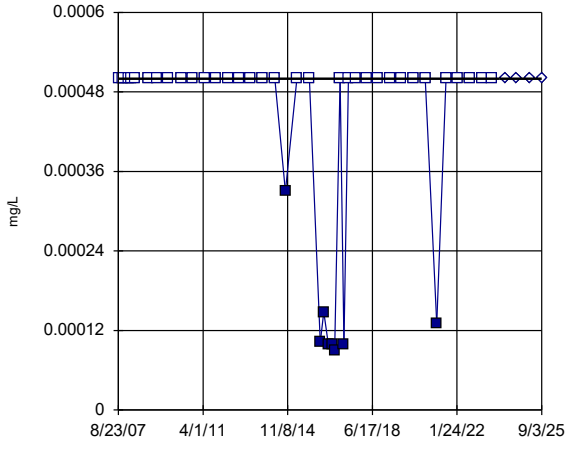

GWC-5 background

GWC-5 compliance

background median = 0.0005

compliance median = 0.0005

Z = 0.915 (two-tail)

Alpha	Table	Sig.
0.2	1.282	No
0.1	1.645	No
0.05	1.96	No
0.02	2.326	No
0.01	2.576	No

Constituent: Cadmium Analysis Run 4/27/2026 2:14 PM View: Appendix I Mann-Whitney
Plant Bowen Client: Southern Company Data: Bowen 1, 2, 9, & 10

Sanitas™ v.10.1.06d Software licensed to Groundwater Stats Consulting. UG
Hollow symbols indicate censored values.

Mann-Whitney (Wilcoxon Rank Sum)

GWC-6

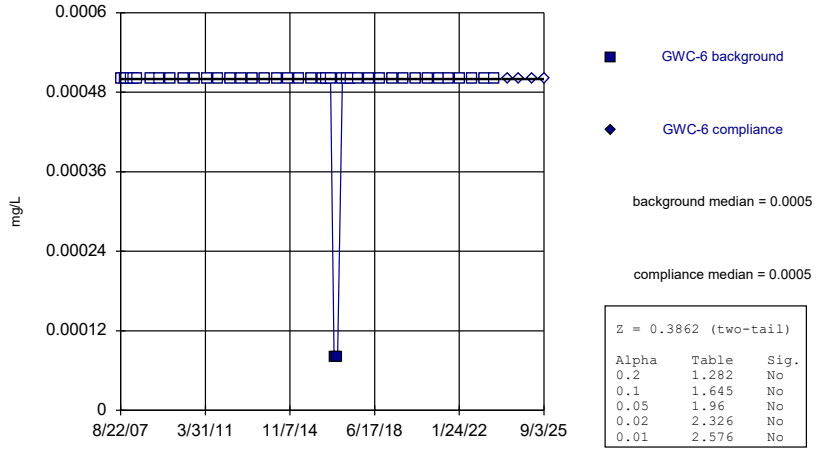

Z = 0.3862 (two-tail)

Alpha	Table	Sig.
0.2	1.282	No
0.1	1.645	No
0.05	1.96	No
0.02	2.326	No
0.01	2.576	No

Constituent: Cadmium Analysis Run 4/27/2026 2:14 PM View: Appendix I Mann-Whitney
Plant Bowen Client: Southern Company Data: Bowen 1, 2, 9, & 10

Sanitas™ v.10.1.06d Software licensed to Groundwater Stats Consulting. UG
Hollow symbols indicate censored values.

Mann-Whitney (Wilcoxon Rank Sum)

GWC-7Z

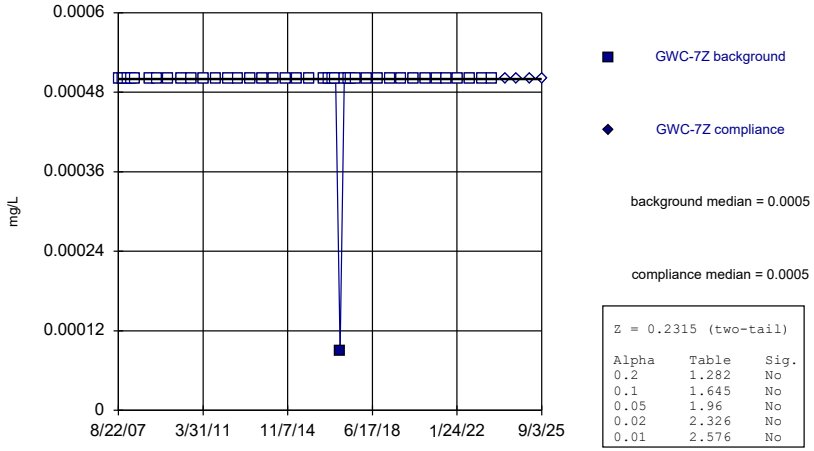

Z = 0.2315 (two-tail)

Alpha	Table	Sig.
0.2	1.282	No
0.1	1.645	No
0.05	1.96	No
0.02	2.326	No
0.01	2.576	No

Constituent: Cadmium Analysis Run 4/27/2026 2:14 PM View: Appendix I Mann-Whitney
Plant Bowen Client: Southern Company Data: Bowen 1, 2, 9, & 10

Sanitas™ v.10.1.06d Software licensed to Groundwater Stats Consulting. UG
Hollow symbols indicate censored values.

Mann-Whitney (Wilcoxon Rank Sum)

GWC-8Z

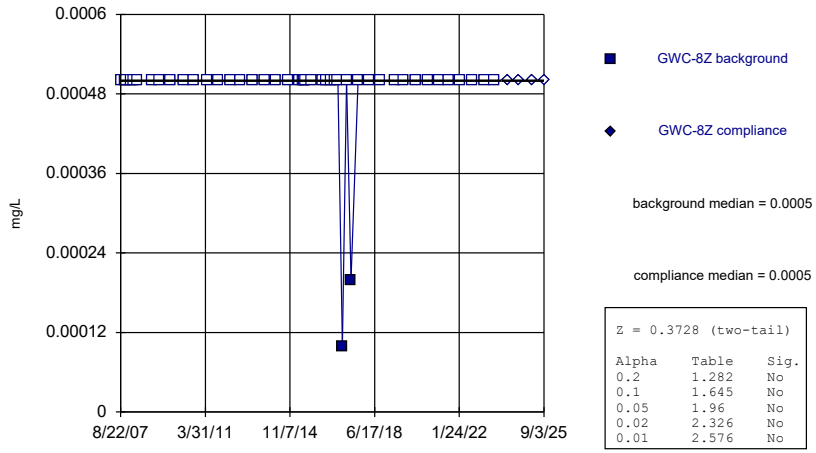

Z = 0.3728 (two-tail)

Alpha	Table	Sig.
0.2	1.282	No
0.1	1.645	No
0.05	1.96	No
0.02	2.326	No
0.01	2.576	No

Constituent: Cadmium Analysis Run 4/27/2026 2:14 PM View: Appendix I Mann-Whitney
Plant Bowen Client: Southern Company Data: Bowen 1, 2, 9, & 10

Sanitas™ v.10.1.06d Software licensed to Groundwater Stats Consulting. UG
Hollow symbols indicate censored values.

Mann-Whitney (Wilcoxon Rank Sum)

GWC-10

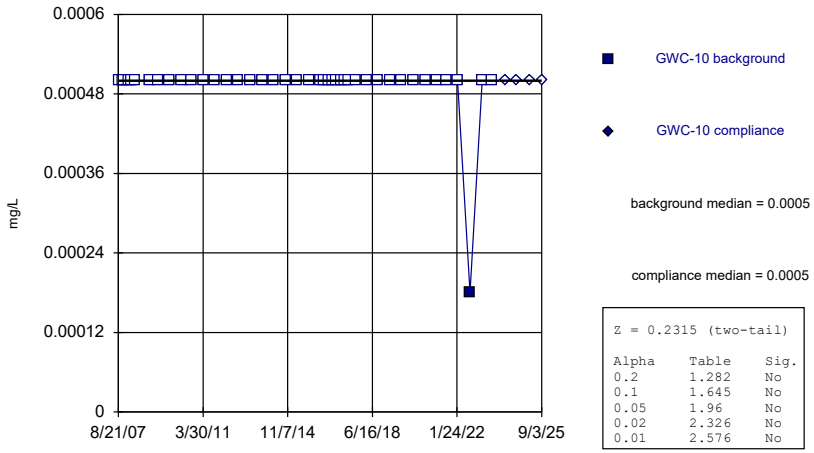

Z = 0.2315 (two-tail)

Alpha	Table	Sig.
0.2	1.282	No
0.1	1.645	No
0.05	1.96	No
0.02	2.326	No
0.01	2.576	No

Constituent: Cadmium Analysis Run 4/27/2026 2:14 PM View: Appendix I Mann-Whitney
Plant Bowen Client: Southern Company Data: Bowen 1, 2, 9, & 10

Sanitas™ v.10.1.06d Software licensed to Groundwater Stats Consulting. UG
Hollow symbols indicate censored values.

Mann-Whitney (Wilcoxon Rank Sum)

GWC-10R

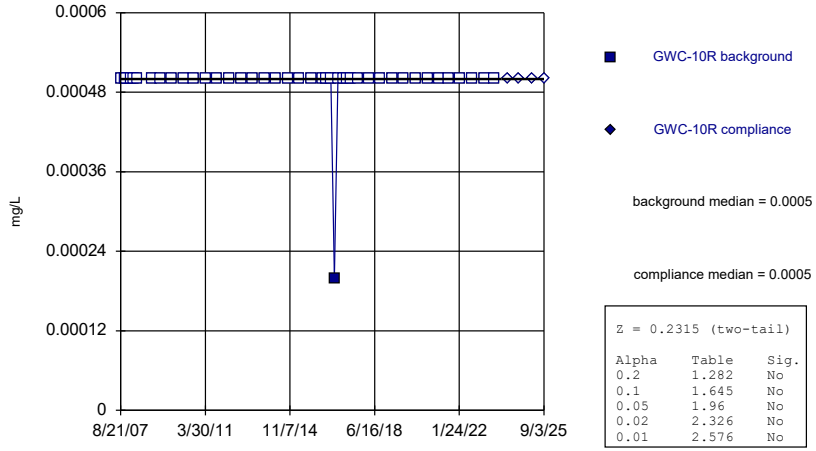

Z = 0.2315 (two-tail)

Alpha	Table	Sig.
0.2	1.282	No
0.1	1.645	No
0.05	1.96	No
0.02	2.326	No
0.01	2.576	No

Constituent: Cadmium Analysis Run 4/27/2026 2:14 PM View: Appendix I Mann-Whitney
Plant Bowen Client: Southern Company Data: Bowen 1, 2, 9, & 10

Sanitas™ v.10.1.06d Software licensed to Groundwater Stats Consulting. UG
Hollow symbols indicate censored values.

Mann-Whitney (Wilcoxon Rank Sum)

GWC-11R

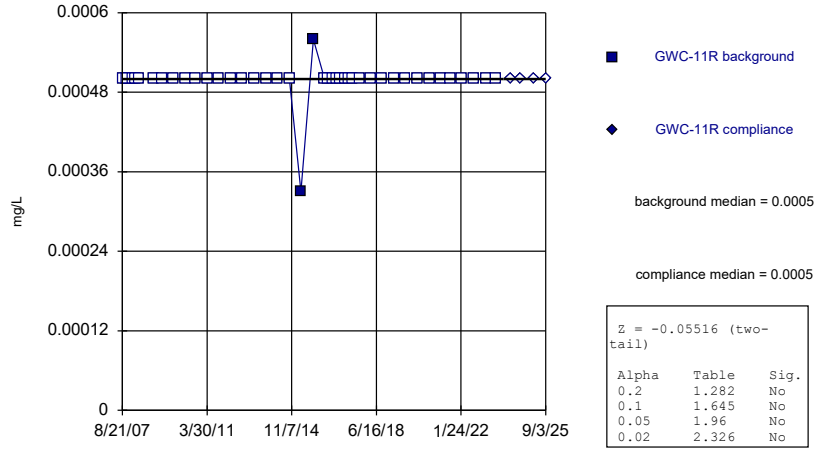

Z = -0.05516 (two-tail)

Alpha	Table	Sig.
0.2	1.282	No
0.1	1.645	No
0.05	1.96	No
0.02	2.326	No

Constituent: Cadmium Analysis Run 4/27/2026 2:14 PM View: Appendix I Mann-Whitney
Plant Bowen Client: Southern Company Data: Bowen 1, 2, 9, & 10

Sanitas™ v.10.1.06d Software licensed to Groundwater Stats Consulting. UG
Hollow symbols indicate censored values.

Mann-Whitney (Wilcoxon Rank Sum)

GWC-12

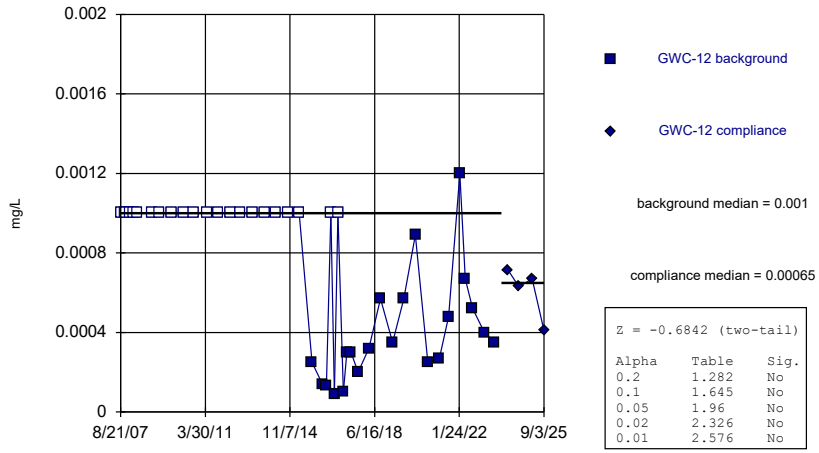

Z = -0.6842 (two-tail)

Alpha	Table	Sig.
0.2	1.282	No
0.1	1.645	No
0.05	1.96	No
0.02	2.326	No
0.01	2.576	No

Constituent: Cadmium Analysis Run 4/27/2026 2:14 PM View: Appendix I Mann-Whitney
Plant Bowen Client: Southern Company Data: Bowen 1, 2, 9, & 10

Sanitas™ v.10.1.06d Software licensed to Groundwater Stats Consulting. UG
Hollow symbols indicate censored values.

Mann-Whitney (Wilcoxon Rank Sum)

GWC-14Z

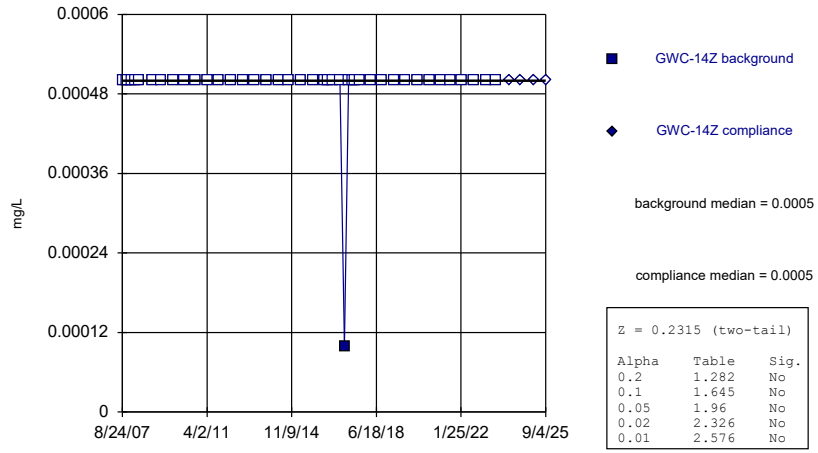

Z = 0.2315 (two-tail)

Alpha	Table	Sig.
0.2	1.282	No
0.1	1.645	No
0.05	1.96	No
0.02	2.326	No
0.01	2.576	No

Constituent: Cadmium Analysis Run 4/27/2026 2:14 PM View: Appendix I Mann-Whitney
Plant Bowen Client: Southern Company Data: Bowen 1, 2, 9, & 10

Sanitas™ v.10.1.06d Software licensed to Groundwater Stats Consulting. UG
Hollow symbols indicate censored values.

Mann-Whitney (Wilcoxon Rank Sum)

GWC-15R

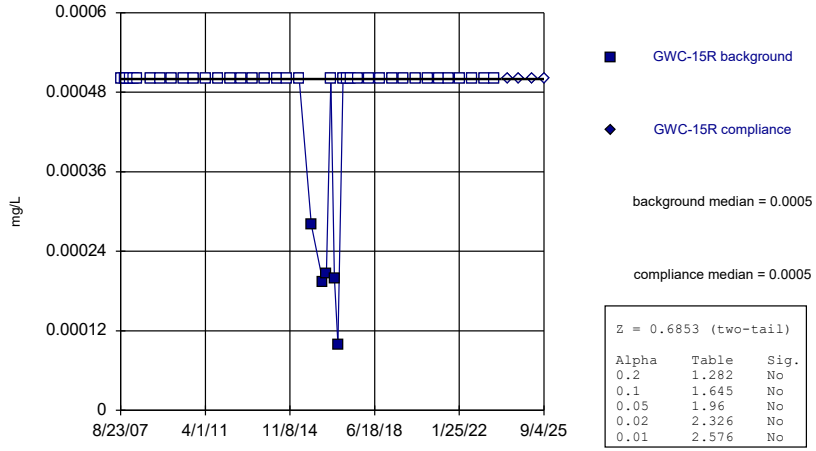

Z = 0.6853 (two-tail)

Alpha	Table	Sig.
0.2	1.282	No
0.1	1.645	No
0.05	1.96	No
0.02	2.326	No
0.01	2.576	No

Constituent: Cadmium Analysis Run 4/27/2026 2:14 PM View: Appendix I Mann-Whitney
Plant Bowen Client: Southern Company Data: Bowen 1, 2, 9, & 10

Sanitas™ v.10.1.06d Software licensed to Groundwater Stats Consulting. UG
Hollow symbols indicate censored values.

Mann-Whitney (Wilcoxon Rank Sum)

GWC-44

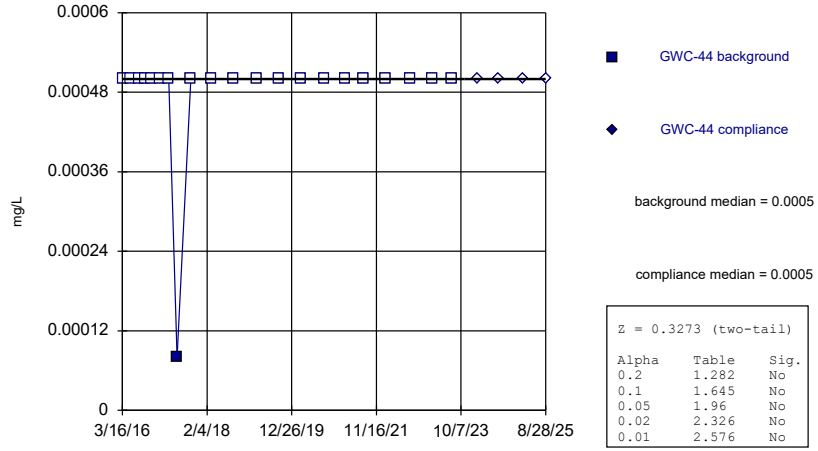

Z = 0.3273 (two-tail)

Alpha	Table	Sig.
0.2	1.282	No
0.1	1.645	No
0.05	1.96	No
0.02	2.326	No
0.01	2.576	No

Constituent: Cadmium Analysis Run 4/27/2026 2:14 PM View: Appendix I Mann-Whitney
Plant Bowen Client: Southern Company Data: Bowen 1, 2, 9, & 10

Sanitas™ v.10.1.06d Software licensed to Groundwater Stats Consulting. UG
Hollow symbols indicate censored values.

Mann-Whitney (Wilcoxon Rank Sum)

GWC-45R

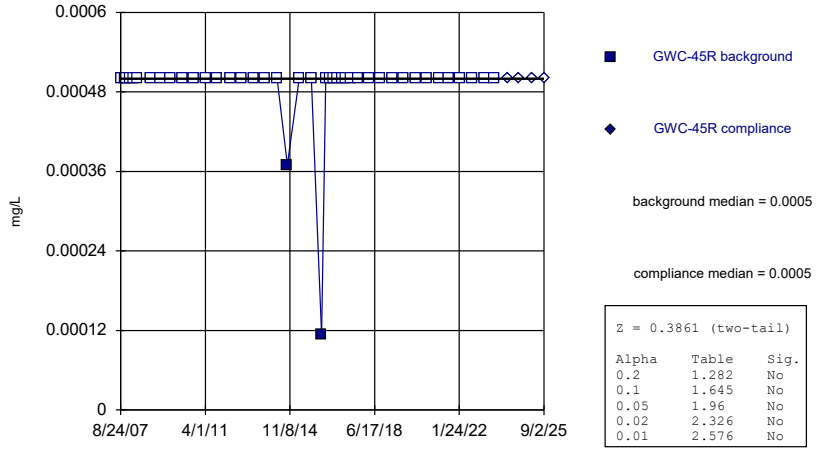

Z = 0.3861 (two-tail)

Alpha	Table	Sig.
0.2	1.282	No
0.1	1.645	No
0.05	1.96	No
0.02	2.326	No
0.01	2.576	No

Constituent: Cadmium Analysis Run 4/27/2026 2:14 PM View: Appendix I Mann-Whitney
Plant Bowen Client: Southern Company Data: Bowen 1, 2, 9, & 10

Sanitas™ v.10.1.06d Software licensed to Groundwater Stats Consulting. UG
Hollow symbols indicate censored values.

Mann-Whitney (Wilcoxon Rank Sum)

GWC-47

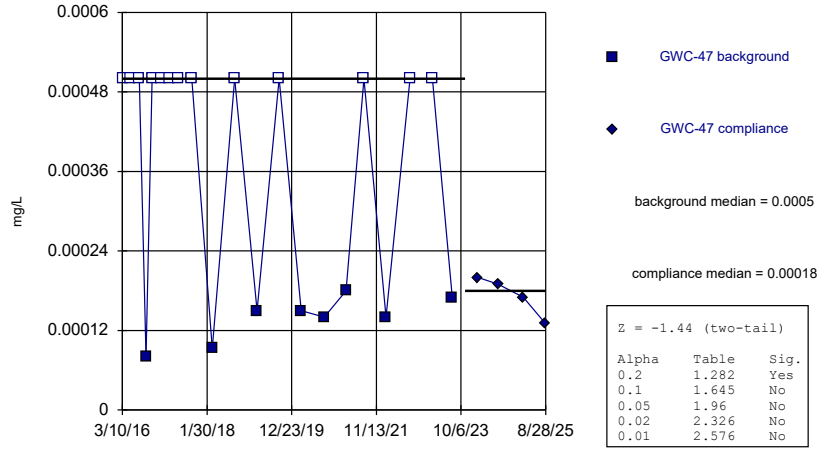

Z = -1.44 (two-tail)

Alpha	Table	Sig.
0.2	1.282	Yes
0.1	1.645	No
0.05	1.96	No
0.02	2.326	No
0.01	2.576	No

Constituent: Cadmium Analysis Run 4/27/2026 2:14 PM View: Appendix I Mann-Whitney
Plant Bowen Client: Southern Company Data: Bowen 1, 2, 9, & 10

Sanitas™ v.10.1.06d Software licensed to Groundwater Stats Consulting. UG
Hollow symbols indicate censored values.

Mann-Whitney (Wilcoxon Rank Sum)

GWC-47R

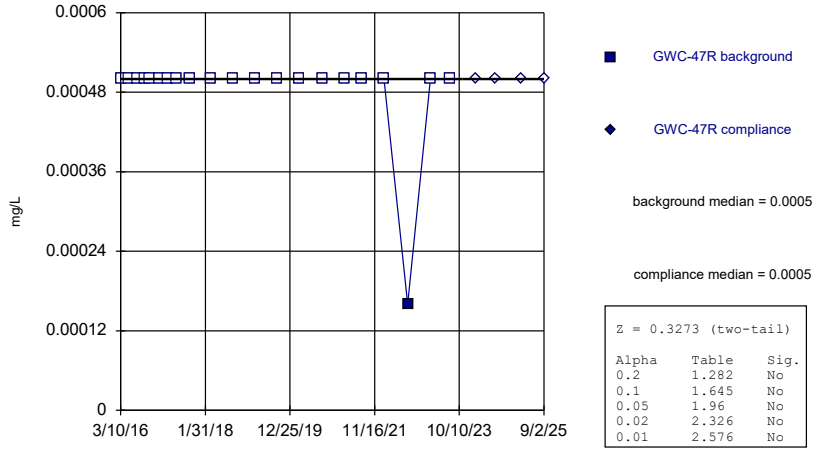

Z = 0.3273 (two-tail)

Alpha	Table	Sig.
0.2	1.282	No
0.1	1.645	No
0.05	1.96	No
0.02	2.326	No
0.01	2.576	No

Constituent: Cadmium Analysis Run 4/27/2026 2:14 PM View: Appendix I Mann-Whitney
Plant Bowen Client: Southern Company Data: Bowen 1, 2, 9, & 10

Sanitas™ v.10.1.06d Software licensed to Groundwater Stats Consulting. UG
Hollow symbols indicate censored values.

Mann-Whitney (Wilcoxon Rank Sum)

GWC-48

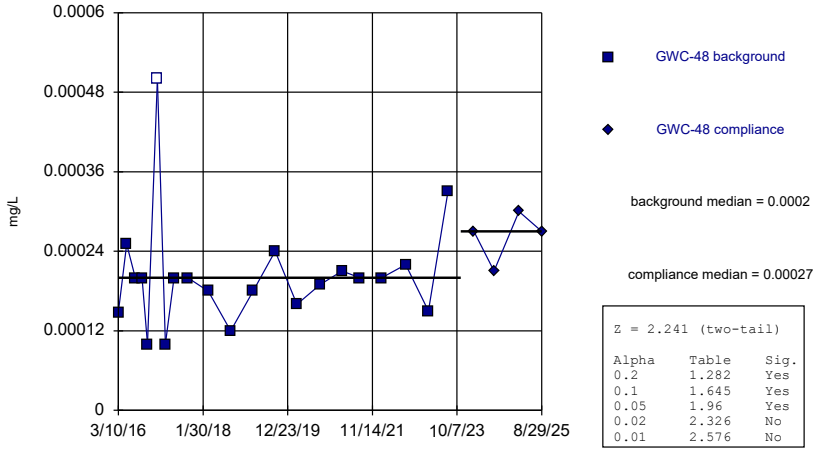

Z = 2.241 (two-tail)

Alpha	Table	Sig.
0.2	1.282	Yes
0.1	1.645	Yes
0.05	1.96	Yes
0.02	2.326	No
0.01	2.576	No

Constituent: Cadmium Analysis Run 4/27/2026 2:14 PM View: Appendix I Mann-Whitney
Plant Bowen Client: Southern Company Data: Bowen 1, 2, 9, & 10

Sanitas™ v.10.1.06d Software licensed to Groundwater Stats Consulting. UG
Hollow symbols indicate censored values.

Mann-Whitney (Wilcoxon Rank Sum)

GWC-49Z

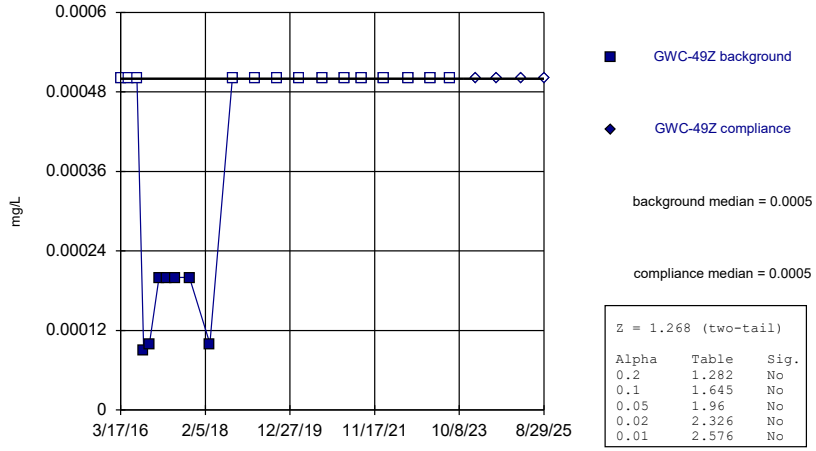

Z = 1.268 (two-tail)

Alpha	Table	Sig.
0.2	1.282	No
0.1	1.645	No
0.05	1.96	No
0.02	2.326	No
0.01	2.576	No

Constituent: Cadmium Analysis Run 4/27/2026 2:15 PM View: Appendix I Mann-Whitney
Plant Bowen Client: Southern Company Data: Bowen 1, 2, 9, & 10

Sanitas™ v.10.1.06d Software licensed to Groundwater Stats Consulting. UG
Hollow symbols indicate censored values.

Mann-Whitney (Wilcoxon Rank Sum)

GWA-1 (bg)

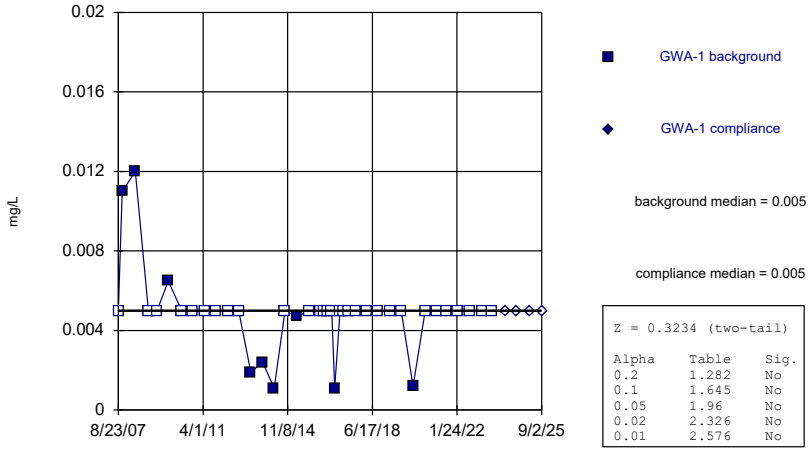

Z = 0.3234 (two-tail)

Alpha	Table	Sig.
0.2	1.282	No
0.1	1.645	No
0.05	1.96	No
0.02	2.326	No
0.01	2.576	No

Constituent: Chromium Analysis Run 4/27/2026 2:15 PM View: Appendix I Mann-Whitney
Plant Bowen Client: Southern Company Data: Bowen 1, 2, 9, & 10

Sanitas™ v.10.1.06d Software licensed to Groundwater Stats Consulting. UG
Hollow symbols indicate censored values.

Mann-Whitney (Wilcoxon Rank Sum)

GWA-2 (bg)

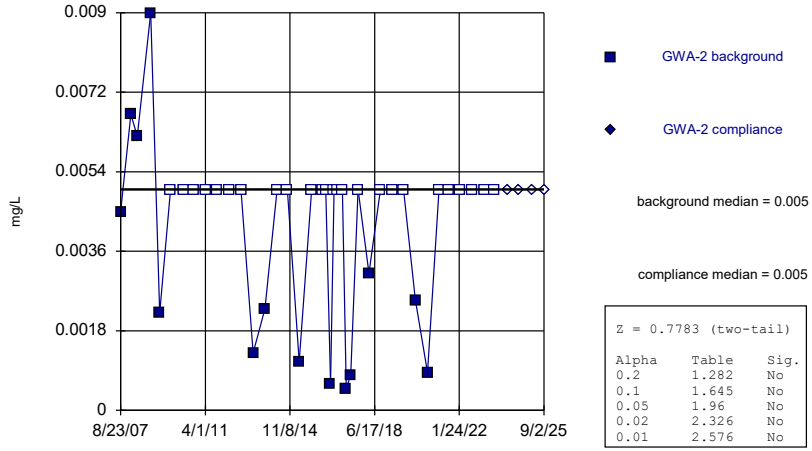

Z = 0.7783 (two-tail)

Alpha	Table	Sig.
0.2	1.282	No
0.1	1.645	No
0.05	1.96	No
0.02	2.326	No
0.01	2.576	No

Constituent: Chromium Analysis Run 4/27/2026 2:15 PM View: Appendix I Mann-Whitney
Plant Bowen Client: Southern Company Data: Bowen 1, 2, 9, & 10

Sanitas™ v.10.1.06d Software licensed to Groundwater Stats Consulting. UG
Hollow symbols indicate censored values.

Mann-Whitney (Wilcoxon Rank Sum)

GWA-2R (bg)

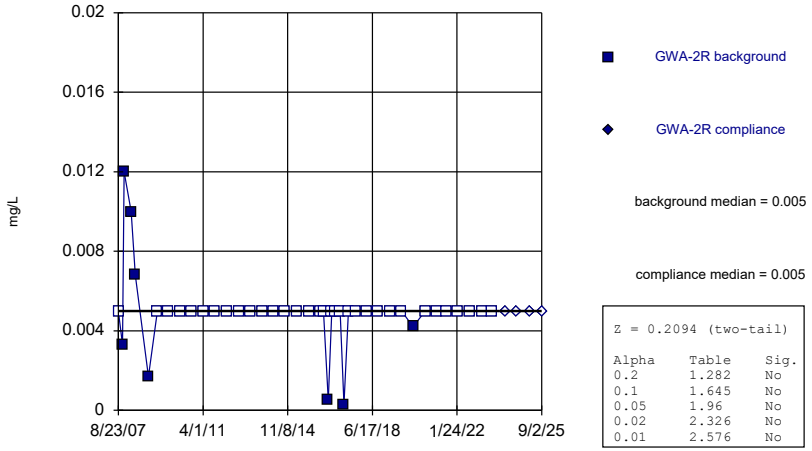

Z = 0.2094 (two-tail)

Alpha	Table	Sig.
0.2	1.282	No
0.1	1.645	No
0.05	1.96	No
0.02	2.326	No
0.01	2.576	No

Constituent: Chromium Analysis Run 4/27/2026 2:15 PM View: Appendix I Mann-Whitney
Plant Bowen Client: Southern Company Data: Bowen 1, 2, 9, & 10

Sanitas™ v.10.1.06d Software licensed to Groundwater Stats Consulting. UG
Hollow symbols indicate censored values.

Mann-Whitney (Wilcoxon Rank Sum)

GWA-3A (bg)

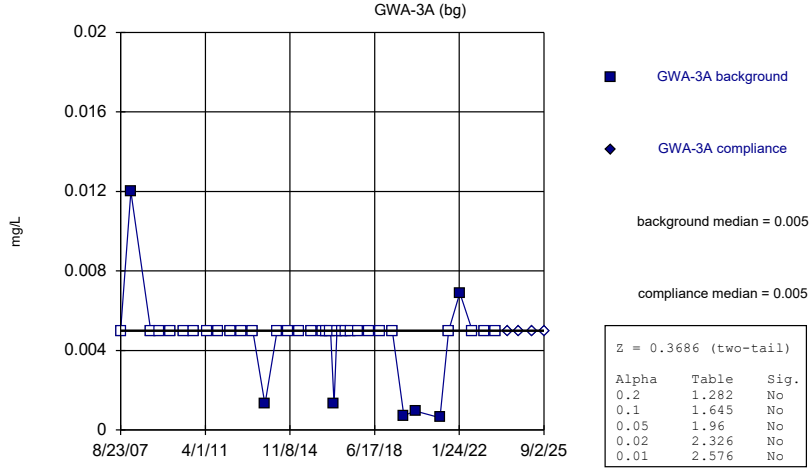

Z = 0.3686 (two-tail)

Alpha	Table	Sig.
0.2	1.282	No
0.1	1.645	No
0.05	1.96	No
0.02	2.326	No
0.01	2.576	No

Constituent: Chromium Analysis Run 4/27/2026 2:15 PM View: Appendix I Mann-Whitney
Plant Bowen Client: Southern Company Data: Bowen 1, 2, 9, & 10

Sanitas™ v.10.1.06d Software licensed to Groundwater Stats Consulting. UG
Hollow symbols indicate censored values.

Mann-Whitney (Wilcoxon Rank Sum)

GWA-4RZ (bg)

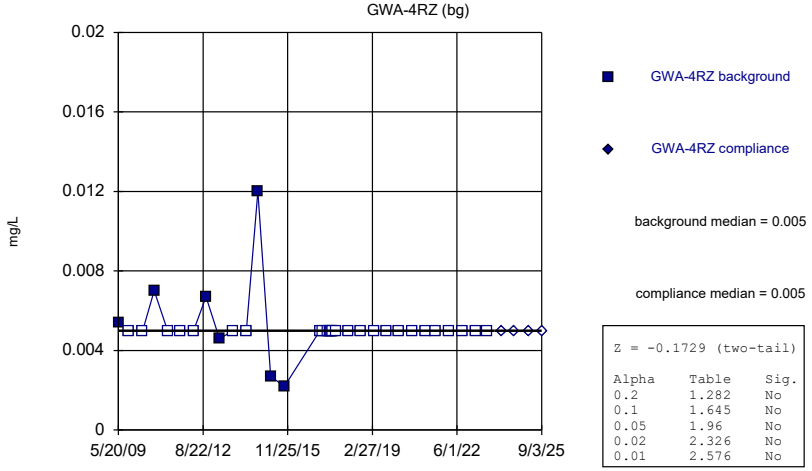

Z = -0.1729 (two-tail)

Alpha	Table	Sig.
0.2	1.282	No
0.1	1.645	No
0.05	1.96	No
0.02	2.326	No
0.01	2.576	No

Constituent: Chromium Analysis Run 4/27/2026 2:15 PM View: Appendix I Mann-Whitney
Plant Bowen Client: Southern Company Data: Bowen 1, 2, 9, & 10

Sanitas™ v.10.1.06d Software licensed to Groundwater Stats Consulting. UG
Hollow symbols indicate censored values.

Mann-Whitney (Wilcoxon Rank Sum)

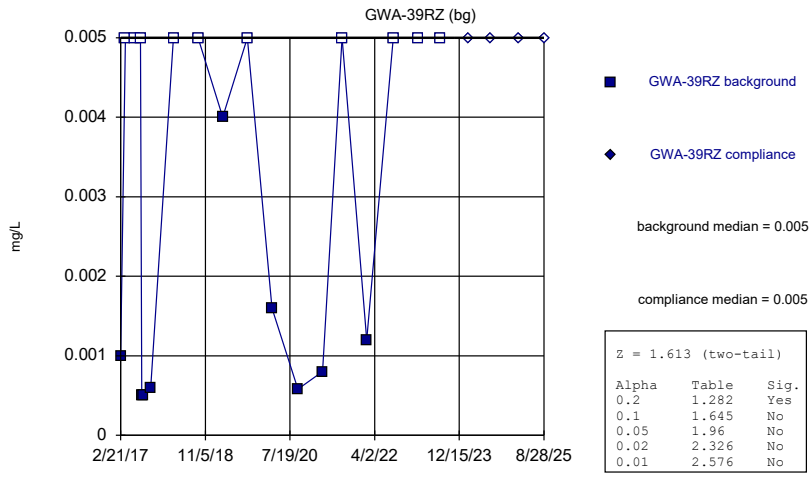

Z = 1.613 (two-tail)

Alpha	Table	Sig.
0.2	1.282	Yes
0.1	1.645	No
0.05	1.96	No
0.02	2.326	No
0.01	2.576	No

Constituent: Chromium Analysis Run 4/27/2026 2:15 PM View: Appendix I Mann-Whitney
Plant Bowen Client: Southern Company Data: Bowen 1, 2, 9, & 10

Sanitas™ v.10.1.06d Software licensed to Groundwater Stats Consulting. UG
Hollow symbols indicate censored values.

Mann-Whitney (Wilcoxon Rank Sum)

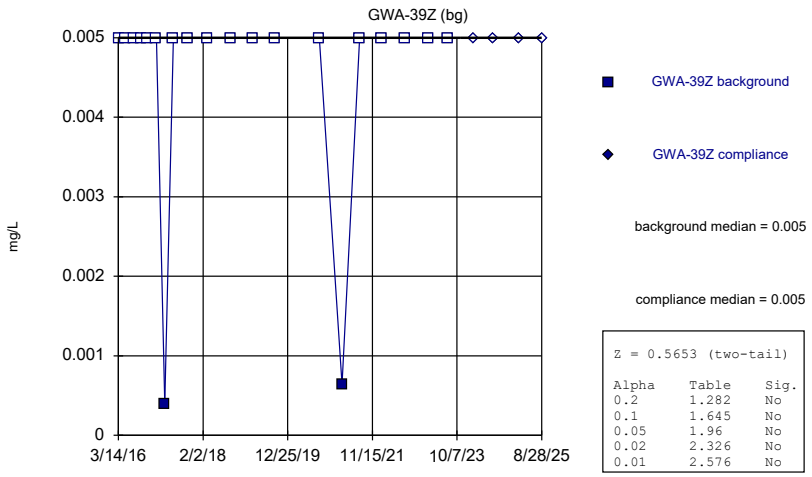

Z = 0.5653 (two-tail)

Alpha	Table	Sig.
0.2	1.282	No
0.1	1.645	No
0.05	1.96	No
0.02	2.326	No
0.01	2.576	No

Constituent: Chromium Analysis Run 4/27/2026 2:15 PM View: Appendix I Mann-Whitney
Plant Bowen Client: Southern Company Data: Bowen 1, 2, 9, & 10

Sanitas™ v.10.1.06d Software licensed to Groundwater Stats Consulting. UG
Hollow symbols indicate censored values.

Mann-Whitney (Wilcoxon Rank Sum)

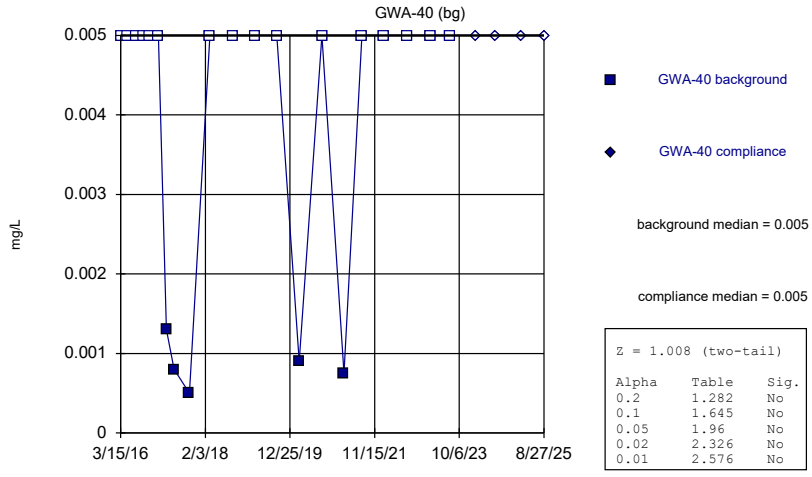

Z = 1.008 (two-tail)

Alpha	Table	Sig.
0.2	1.282	No
0.1	1.645	No
0.05	1.96	No
0.02	2.326	No
0.01	2.576	No

Constituent: Chromium Analysis Run 4/27/2026 2:15 PM View: Appendix I Mann-Whitney
Plant Bowen Client: Southern Company Data: Bowen 1, 2, 9, & 10

Sanitas™ v.10.1.06d Software licensed to Groundwater Stats Consulting. UG
Hollow symbols indicate censored values.

Mann-Whitney (Wilcoxon Rank Sum)

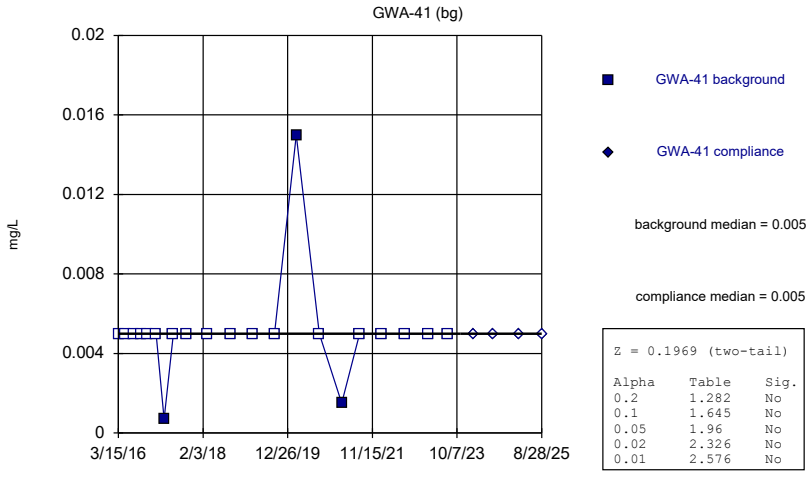

Z = 0.1969 (two-tail)

Alpha	Table	Sig.
0.2	1.282	No
0.1	1.645	No
0.05	1.96	No
0.02	2.326	No
0.01	2.576	No

Constituent: Chromium Analysis Run 4/27/2026 2:15 PM View: Appendix I Mann-Whitney
Plant Bowen Client: Southern Company Data: Bowen 1, 2, 9, & 10

Sanitas™ v.10.1.06d Software licensed to Groundwater Stats Consulting. UG
Hollow symbols indicate censored values.

Mann-Whitney (Wilcoxon Rank Sum)

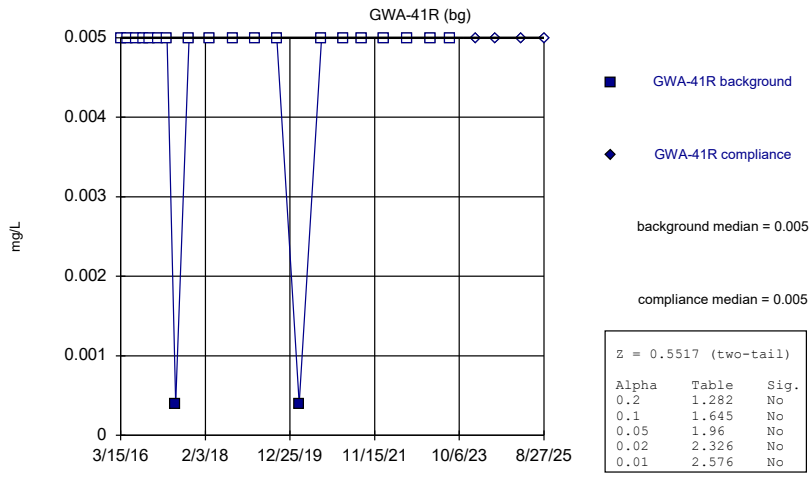

Z = 0.5517 (two-tail)

Alpha	Table	Sig.
0.2	1.282	No
0.1	1.645	No
0.05	1.96	No
0.02	2.326	No
0.01	2.576	No

Constituent: Chromium Analysis Run 4/27/2026 2:15 PM View: Appendix I Mann-Whitney
Plant Bowen Client: Southern Company Data: Bowen 1, 2, 9, & 10

Sanitas™ v.10.1.06d Software licensed to Groundwater Stats Consulting. UG
Hollow symbols indicate censored values.

Mann-Whitney (Wilcoxon Rank Sum)

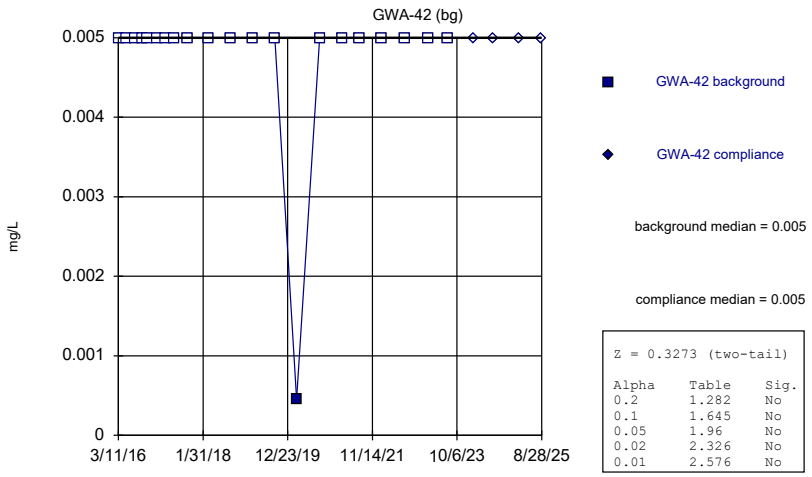

Z = 0.3273 (two-tail)

Alpha	Table	Sig.
0.2	1.282	No
0.1	1.645	No
0.05	1.96	No
0.02	2.326	No
0.01	2.576	No

Constituent: Chromium Analysis Run 4/27/2026 2:15 PM View: Appendix I Mann-Whitney
Plant Bowen Client: Southern Company Data: Bowen 1, 2, 9, & 10

Sanitas™ v.10.1.06d Software licensed to Groundwater Stats Consulting. UG
Hollow symbols indicate censored values.

Mann-Whitney (Wilcoxon Rank Sum)

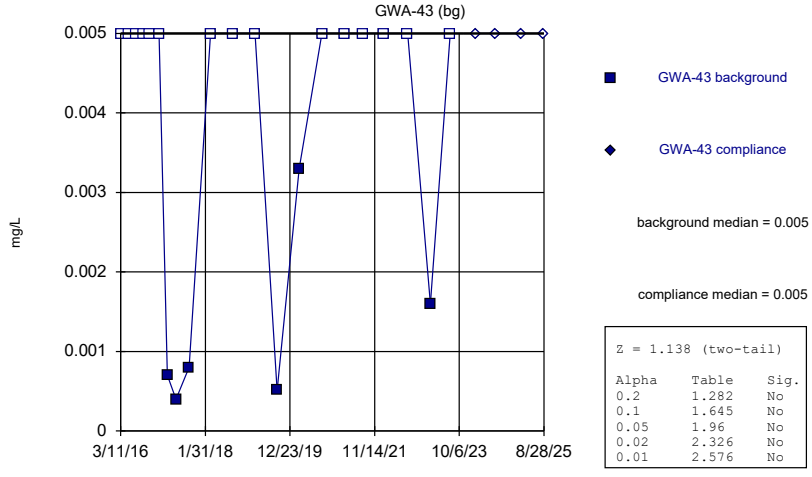

Z = 1.138 (two-tail)

Alpha	Table	Sig.
0.2	1.282	No
0.1	1.645	No
0.05	1.96	No
0.02	2.326	No
0.01	2.576	No

Constituent: Chromium Analysis Run 4/27/2026 2:15 PM View: Appendix I Mann-Whitney
Plant Bowen Client: Southern Company Data: Bowen 1, 2, 9, & 10

Sanitas™ v.10.1.06d Software licensed to Groundwater Stats Consulting. UG
Hollow symbols indicate censored values.

Mann-Whitney (Wilcoxon Rank Sum)

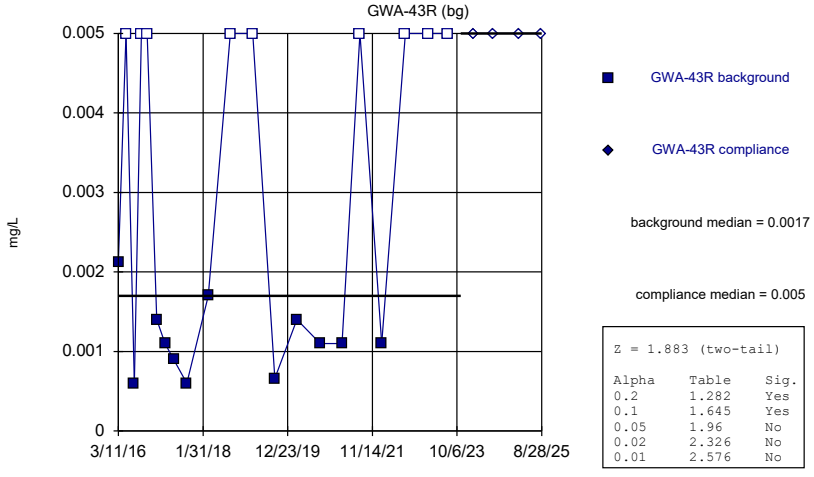

Z = 1.883 (two-tail)

Alpha	Table	Sig.
0.2	1.282	Yes
0.1	1.645	Yes
0.05	1.96	No
0.02	2.326	No
0.01	2.576	No

Constituent: Chromium Analysis Run 4/27/2026 2:15 PM View: Appendix I Mann-Whitney
Plant Bowen Client: Southern Company Data: Bowen 1, 2, 9, & 10

Sanitas™ v.10.1.06d Software licensed to Groundwater Stats Consulting. UG
Hollow symbols indicate censored values.

Mann-Whitney (Wilcoxon Rank Sum)

GWA-50 (bg)

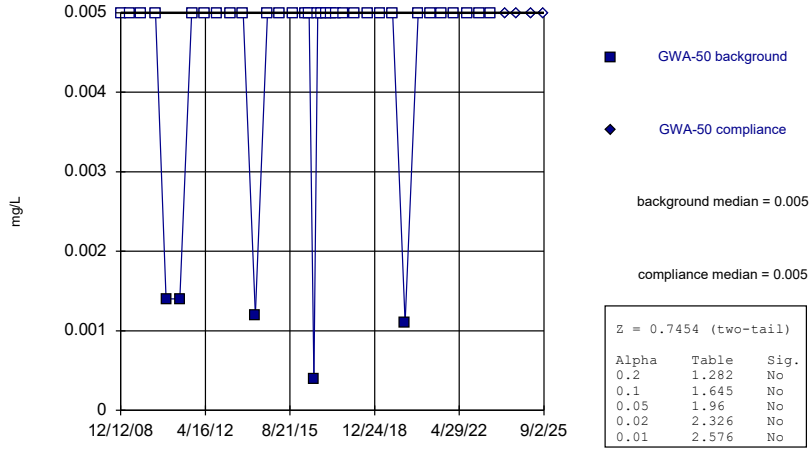

Z = 0.7454 (two-tail)

Alpha	Table	Sig.
0.2	1.282	No
0.1	1.645	No
0.05	1.96	No
0.02	2.326	No
0.01	2.576	No

Constituent: Chromium Analysis Run 4/27/2026 2:15 PM View: Appendix I Mann-Whitney
Plant Bowen Client: Southern Company Data: Bowen 1, 2, 9, & 10

Sanitas™ v.10.1.06d Software licensed to Groundwater Stats Consulting. UG
Hollow symbols indicate censored values.

Mann-Whitney (Wilcoxon Rank Sum)

GWA-50R (bg)

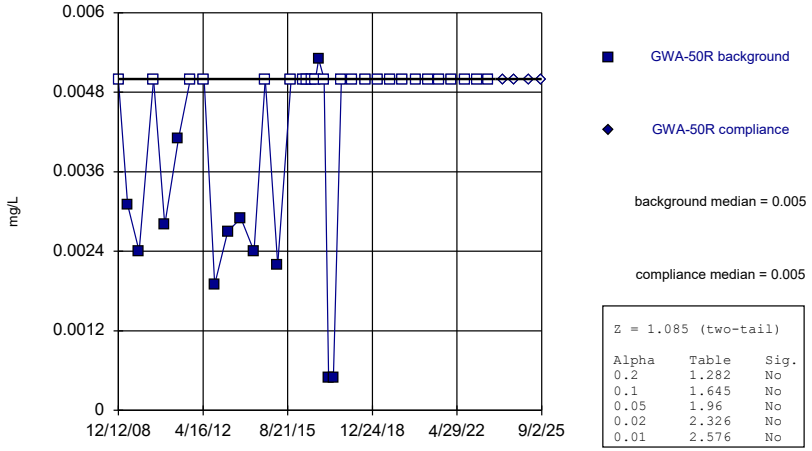

Z = 1.085 (two-tail)

Alpha	Table	Sig.
0.2	1.282	No
0.1	1.645	No
0.05	1.96	No
0.02	2.326	No
0.01	2.576	No

Constituent: Chromium Analysis Run 4/27/2026 2:15 PM View: Appendix I Mann-Whitney
Plant Bowen Client: Southern Company Data: Bowen 1, 2, 9, & 10

Sanitas™ v.10.1.06d Software licensed to Groundwater Stats Consulting. UG
Hollow symbols indicate censored values.

Mann-Whitney (Wilcoxon Rank Sum)

GWC-5

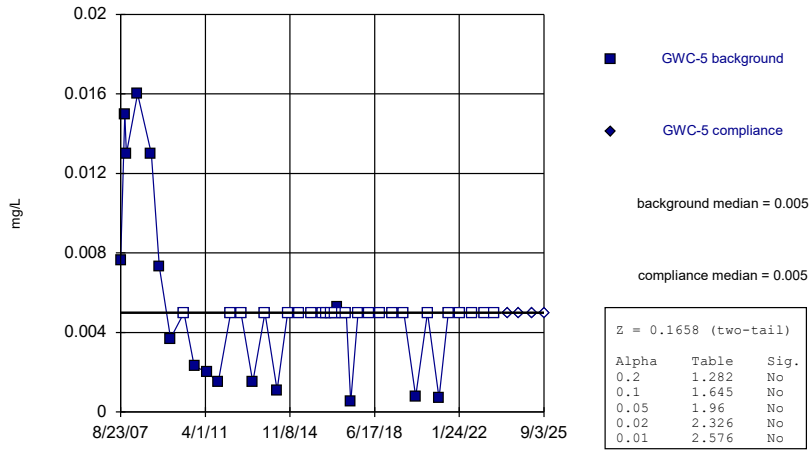

Z = 0.1658 (two-tail)

Alpha	Table	Sig.
0.2	1.282	No
0.1	1.645	No
0.05	1.96	No
0.02	2.326	No
0.01	2.576	No

Constituent: Chromium Analysis Run 4/27/2026 2:15 PM View: Appendix I Mann-Whitney
Plant Bowen Client: Southern Company Data: Bowen 1, 2, 9, & 10

Sanitas™ v.10.1.06d Software licensed to Groundwater Stats Consulting. UG
Hollow symbols indicate censored values.

Mann-Whitney (Wilcoxon Rank Sum)

GWC-6

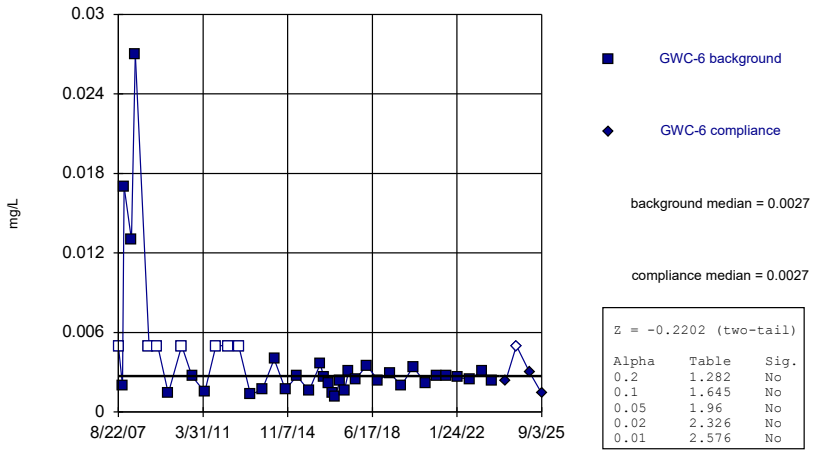

Z = -0.2202 (two-tail)

Alpha	Table	Sig.
0.2	1.282	No
0.1	1.645	No
0.05	1.96	No
0.02	2.326	No
0.01	2.576	No

Constituent: Chromium Analysis Run 4/27/2026 2:15 PM View: Appendix I Mann-Whitney
Plant Bowen Client: Southern Company Data: Bowen 1, 2, 9, & 10

Sanitas™ v.10.1.06d Software licensed to Groundwater Stats Consulting. UG
Hollow symbols indicate censored values.

Mann-Whitney (Wilcoxon Rank Sum)

GWC-6RZ

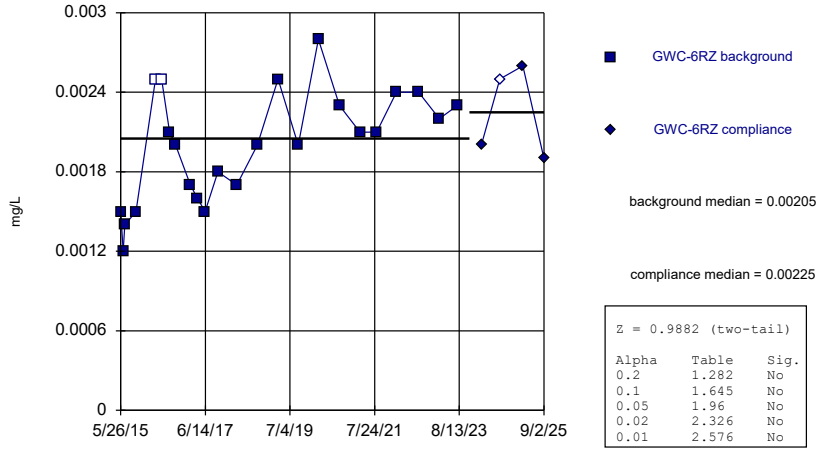

background median = 0.00205

compliance median = 0.00225

Z = 0.9882 (two-tail)

Alpha	Table	Sig.
0.2	1.282	No
0.1	1.645	No
0.05	1.96	No
0.02	2.326	No
0.01	2.576	No

Constituent: Chromium Analysis Run 4/27/2026 2:15 PM View: Appendix I Mann-Whitney
Plant Bowen Client: Southern Company Data: Bowen 1, 2, 9, & 10

Sanitas™ v.10.1.06d Software licensed to Groundwater Stats Consulting. UG
Hollow symbols indicate censored values.

Mann-Whitney (Wilcoxon Rank Sum)

GWC-7Z

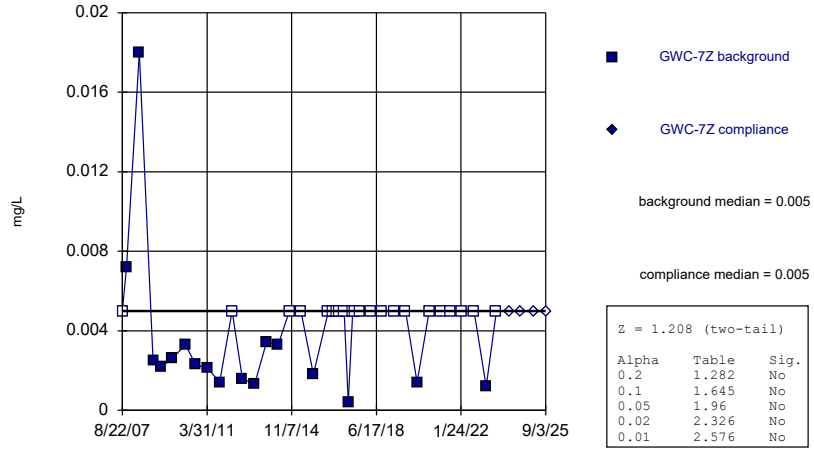

background median = 0.005

compliance median = 0.005

Z = 1.208 (two-tail)

Alpha	Table	Sig.
0.2	1.282	No
0.1	1.645	No
0.05	1.96	No
0.02	2.326	No
0.01	2.576	No

Constituent: Chromium Analysis Run 4/27/2026 2:15 PM View: Appendix I Mann-Whitney
Plant Bowen Client: Southern Company Data: Bowen 1, 2, 9, & 10

Sanitas™ v.10.1.06d Software licensed to Groundwater Stats Consulting. UG
Hollow symbols indicate censored values.

Mann-Whitney (Wilcoxon Rank Sum)

GWC-8RR

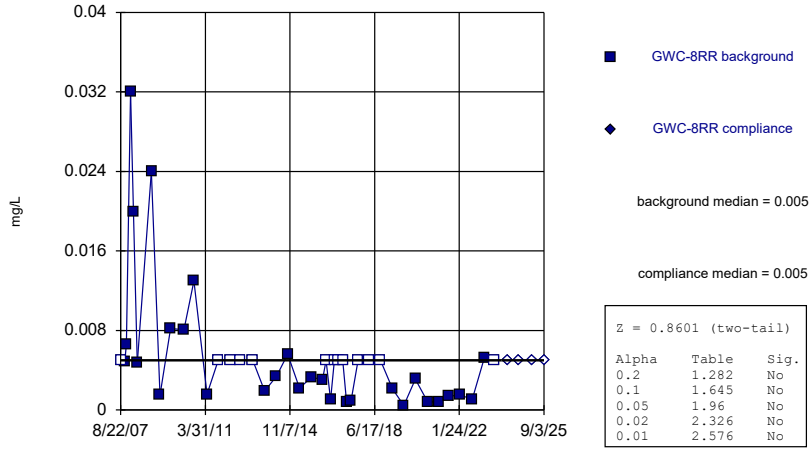

background median = 0.005

compliance median = 0.005

Z = 0.8601 (two-tail)

Alpha	Table	Sig.
0.2	1.282	No
0.1	1.645	No
0.05	1.96	No
0.02	2.326	No
0.01	2.576	No

Constituent: Chromium Analysis Run 4/27/2026 2:15 PM View: Appendix I Mann-Whitney
Plant Bowen Client: Southern Company Data: Bowen 1, 2, 9, & 10

Sanitas™ v.10.1.06d Software licensed to Groundwater Stats Consulting. UG
Hollow symbols indicate censored values.

Mann-Whitney (Wilcoxon Rank Sum)

GWC-8Z

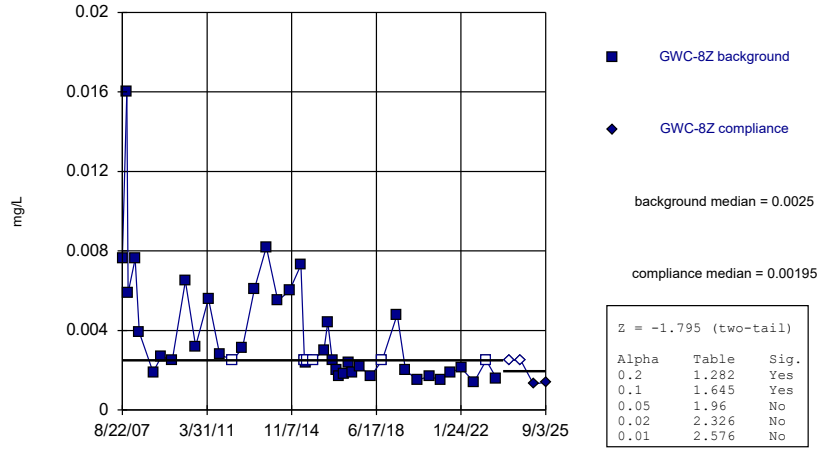

background median = 0.0025

compliance median = 0.00195

Z = -1.795 (two-tail)

Alpha	Table	Sig.
0.2	1.282	Yes
0.1	1.645	Yes
0.05	1.96	No
0.02	2.326	No
0.01	2.576	No

Constituent: Chromium Analysis Run 4/27/2026 2:15 PM View: Appendix I Mann-Whitney
Plant Bowen Client: Southern Company Data: Bowen 1, 2, 9, & 10

Sanitas™ v.10.1.06d Software licensed to Groundwater Stats Consulting. UG
Hollow symbols indicate censored values.

Mann-Whitney (Wilcoxon Rank Sum)

GWC-9

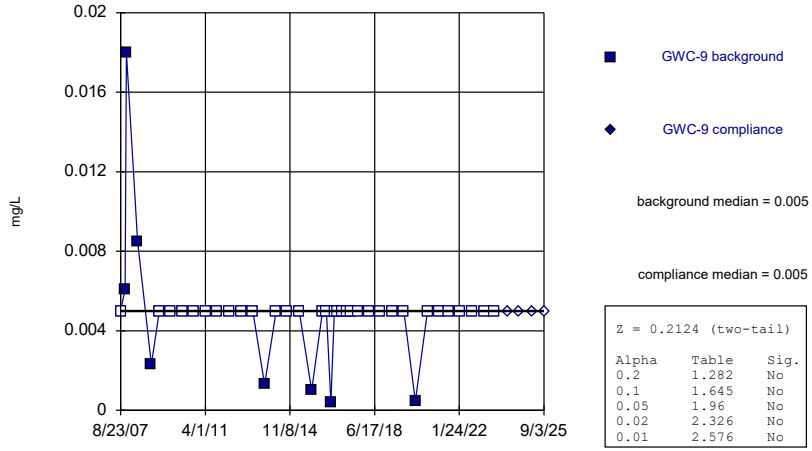

Z = 0.2124 (two-tail)

Alpha	Table	Sig.
0.2	1.282	No
0.1	1.645	No
0.05	1.96	No
0.02	2.326	No
0.01	2.576	No

Constituent: Chromium Analysis Run 4/27/2026 2:15 PM View: Appendix I Mann-Whitney
Plant Bowen Client: Southern Company Data: Bowen 1, 2, 9, & 10

Sanitas™ v.10.1.06d Software licensed to Groundwater Stats Consulting. UG
Hollow symbols indicate censored values.

Mann-Whitney (Wilcoxon Rank Sum)

GWC-10

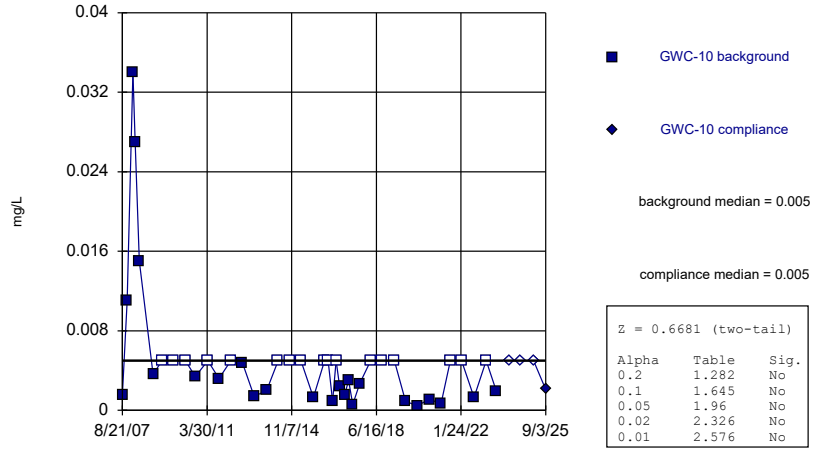

Z = 0.6681 (two-tail)

Alpha	Table	Sig.
0.2	1.282	No
0.1	1.645	No
0.05	1.96	No
0.02	2.326	No
0.01	2.576	No

Constituent: Chromium Analysis Run 4/27/2026 2:15 PM View: Appendix I Mann-Whitney
Plant Bowen Client: Southern Company Data: Bowen 1, 2, 9, & 10

Sanitas™ v.10.1.06d Software licensed to Groundwater Stats Consulting. UG
Hollow symbols indicate censored values.

Mann-Whitney (Wilcoxon Rank Sum)

GWC-10R

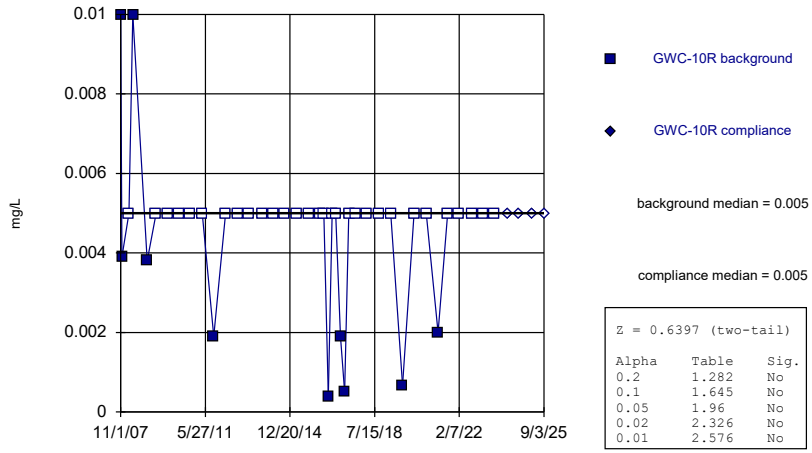

Z = 0.6397 (two-tail)

Alpha	Table	Sig.
0.2	1.282	No
0.1	1.645	No
0.05	1.96	No
0.02	2.326	No
0.01	2.576	No

Constituent: Chromium Analysis Run 4/27/2026 2:15 PM View: Appendix I Mann-Whitney
Plant Bowen Client: Southern Company Data: Bowen 1, 2, 9, & 10

Sanitas™ v.10.1.06d Software licensed to Groundwater Stats Consulting. UG
Hollow symbols indicate censored values.

Mann-Whitney (Wilcoxon Rank Sum)

GWC-11

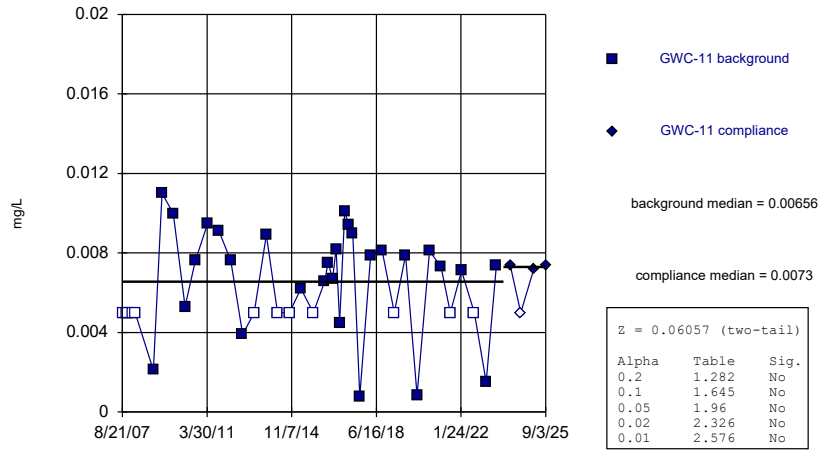

Z = 0.06057 (two-tail)

Alpha	Table	Sig.
0.2	1.282	No
0.1	1.645	No
0.05	1.96	No
0.02	2.326	No
0.01	2.576	No

Constituent: Chromium Analysis Run 4/27/2026 2:15 PM View: Appendix I Mann-Whitney
Plant Bowen Client: Southern Company Data: Bowen 1, 2, 9, & 10

Sanitas™ v.10.1.06d Software licensed to Groundwater Stats Consulting. UG

Mann-Whitney (Wilcoxon Rank Sum)

GWC-11R

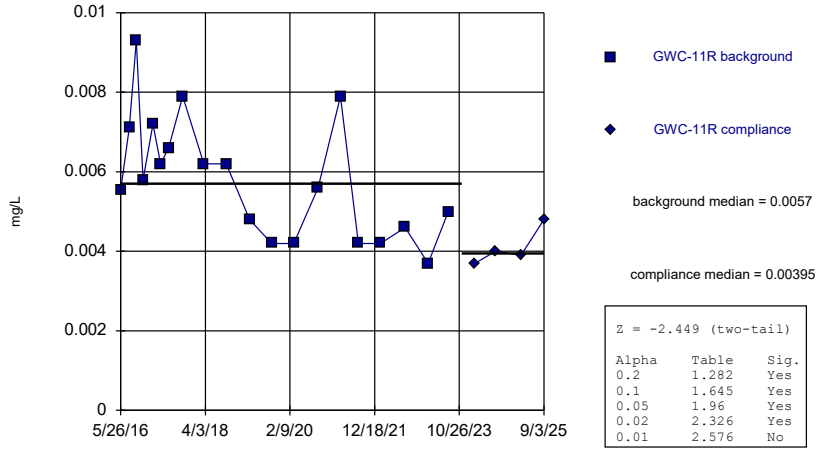

Z = -2.449 (two-tail)

Alpha	Table	Sig.
0.2	1.282	Yes
0.1	1.645	Yes
0.05	1.96	Yes
0.02	2.326	Yes
0.01	2.576	No

Constituent: Chromium Analysis Run 4/27/2026 2:15 PM View: Appendix I Mann-Whitney
Plant Bowen Client: Southern Company Data: Bowen 1, 2, 9, & 10

Sanitas™ v.10.1.06d Software licensed to Groundwater Stats Consulting. UG
Hollow symbols indicate censored values.

Mann-Whitney (Wilcoxon Rank Sum)

GWC-12

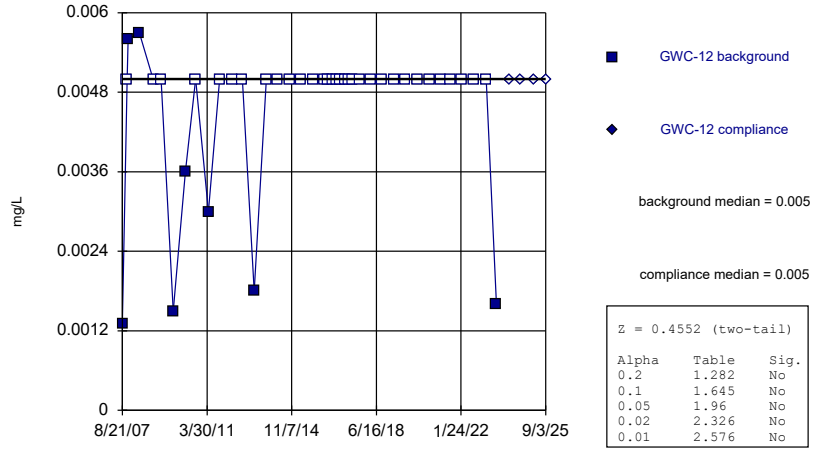

Z = 0.4552 (two-tail)

Alpha	Table	Sig.
0.2	1.282	No
0.1	1.645	No
0.05	1.96	No
0.02	2.326	No
0.01	2.576	No

Constituent: Chromium Analysis Run 4/27/2026 2:15 PM View: Appendix I Mann-Whitney
Plant Bowen Client: Southern Company Data: Bowen 1, 2, 9, & 10

Sanitas™ v.10.1.06d Software licensed to Groundwater Stats Consulting. UG

Mann-Whitney (Wilcoxon Rank Sum)

GWC-13

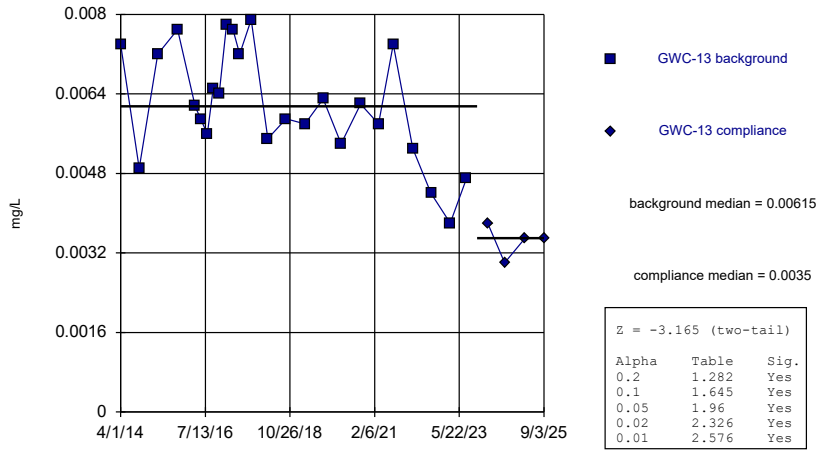

Z = -3.165 (two-tail)

Alpha	Table	Sig.
0.2	1.282	Yes
0.1	1.645	Yes
0.05	1.96	Yes
0.02	2.326	Yes
0.01	2.576	Yes

Constituent: Chromium Analysis Run 4/27/2026 2:15 PM View: Appendix I Mann-Whitney
Plant Bowen Client: Southern Company Data: Bowen 1, 2, 9, & 10

Sanitas™ v.10.1.06d Software licensed to Groundwater Stats Consulting. UG
Hollow symbols indicate censored values.

Mann-Whitney (Wilcoxon Rank Sum)

GWC-13RZ

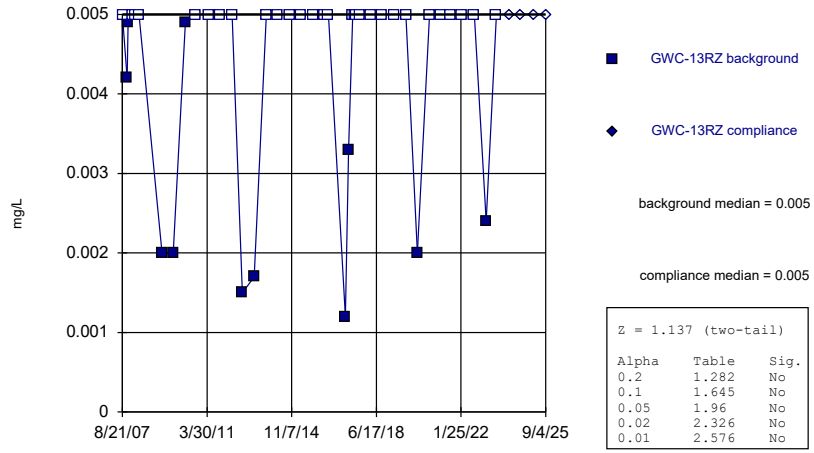

Z = 1.137 (two-tail)

Alpha	Table	Sig.
0.2	1.282	No
0.1	1.645	No
0.05	1.96	No
0.02	2.326	No
0.01	2.576	No

Constituent: Chromium Analysis Run 4/27/2026 2:15 PM View: Appendix I Mann-Whitney
Plant Bowen Client: Southern Company Data: Bowen 1, 2, 9, & 10

Sanitas™ v.10.1.06d Software licensed to Groundwater Stats Consulting. UG
Hollow symbols indicate censored values.

Mann-Whitney (Wilcoxon Rank Sum)

GWC-14Z

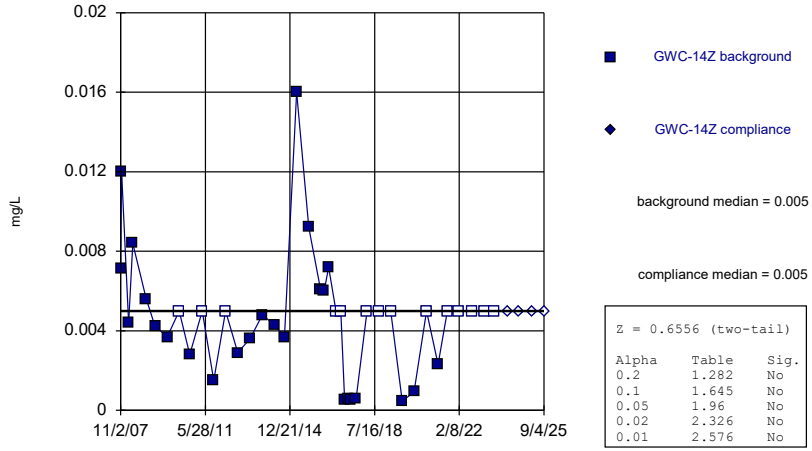

Z = 0.6556 (two-tail)

Alpha	Table	Sig.
0.2	1.282	No
0.1	1.645	No
0.05	1.96	No
0.02	2.326	No
0.01	2.576	No

Constituent: Chromium Analysis Run 4/27/2026 2:15 PM View: Appendix I Mann-Whitney
Plant Bowen Client: Southern Company Data: Bowen 1, 2, 9, & 10

Sanitas™ v.10.1.06d Software licensed to Groundwater Stats Consulting. UG
Hollow symbols indicate censored values.

Mann-Whitney (Wilcoxon Rank Sum)

GWC-15R

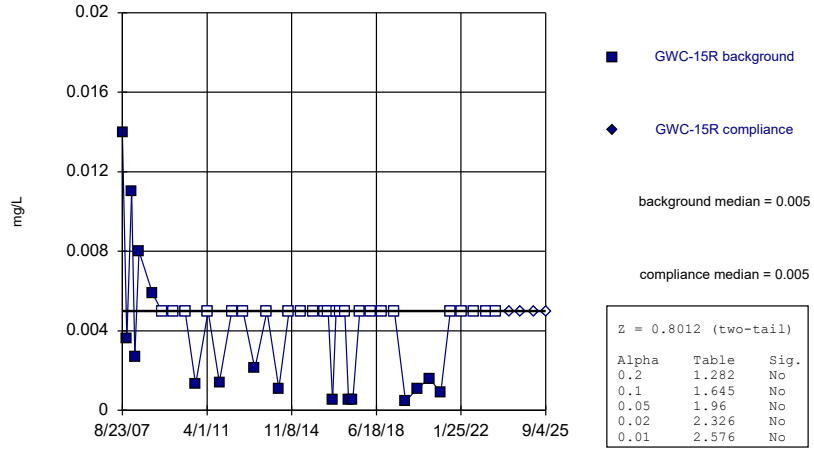

Z = 0.8012 (two-tail)

Alpha	Table	Sig.
0.2	1.282	No
0.1	1.645	No
0.05	1.96	No
0.02	2.326	No
0.01	2.576	No

Constituent: Chromium Analysis Run 4/27/2026 2:15 PM View: Appendix I Mann-Whitney
Plant Bowen Client: Southern Company Data: Bowen 1, 2, 9, & 10

Sanitas™ v.10.1.06d Software licensed to Groundwater Stats Consulting. UG
Hollow symbols indicate censored values.

Mann-Whitney (Wilcoxon Rank Sum)

GWC-15Z

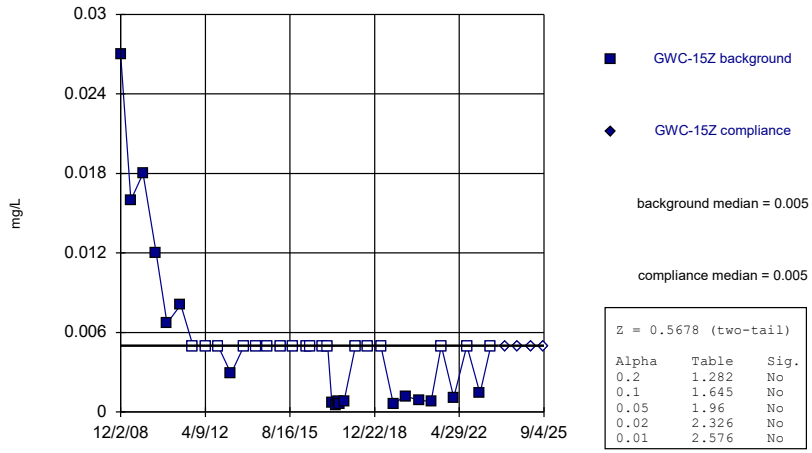

Z = 0.5678 (two-tail)

Alpha	Table	Sig.
0.2	1.282	No
0.1	1.645	No
0.05	1.96	No
0.02	2.326	No
0.01	2.576	No

Constituent: Chromium Analysis Run 4/27/2026 2:16 PM View: Appendix I Mann-Whitney
Plant Bowen Client: Southern Company Data: Bowen 1, 2, 9, & 10

Sanitas™ v.10.1.06d Software licensed to Groundwater Stats Consulting. UG
Hollow symbols indicate censored values.

Mann-Whitney (Wilcoxon Rank Sum)

GWC-44

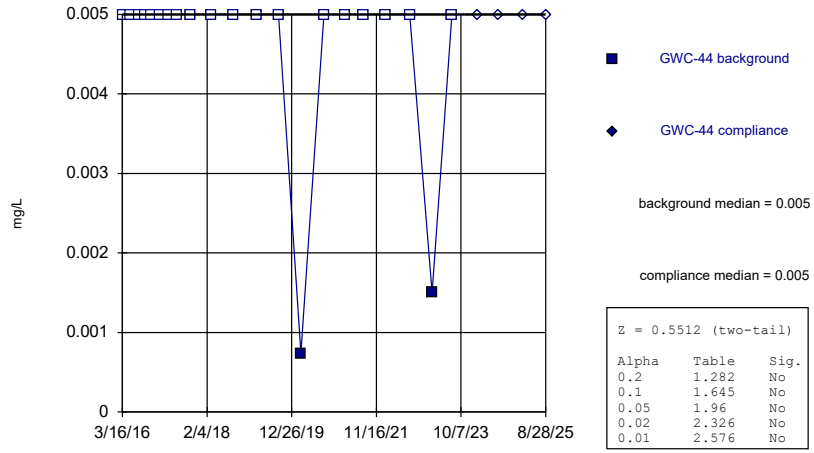

Z = 0.5512 (two-tail)

Alpha	Table	Sig.
0.2	1.282	No
0.1	1.645	No
0.05	1.96	No
0.02	2.326	No
0.01	2.576	No

Constituent: Chromium Analysis Run 4/27/2026 2:16 PM View: Appendix I Mann-Whitney
Plant Bowen Client: Southern Company Data: Bowen 1, 2, 9, & 10

Sanitas™ v.10.1.06d Software licensed to Groundwater Stats Consulting. UG
Hollow symbols indicate censored values.

Mann-Whitney (Wilcoxon Rank Sum)

GWC-45

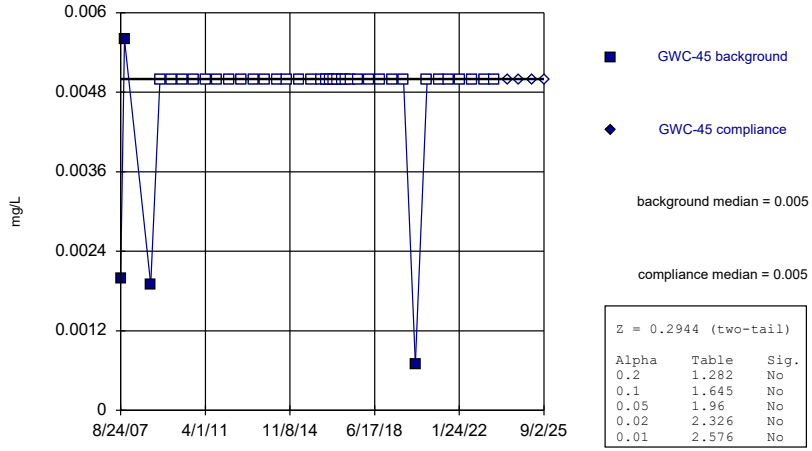

Z = 0.2944 (two-tail)

Alpha	Table	Sig.
0.2	1.282	No
0.1	1.645	No
0.05	1.96	No
0.02	2.326	No
0.01	2.576	No

Constituent: Chromium Analysis Run 4/27/2026 2:16 PM View: Appendix I Mann-Whitney
Plant Bowen Client: Southern Company Data: Bowen 1, 2, 9, & 10

Sanitas™ v.10.1.06d Software licensed to Groundwater Stats Consulting. UG
Hollow symbols indicate censored values.

Mann-Whitney (Wilcoxon Rank Sum)

GWC-45R

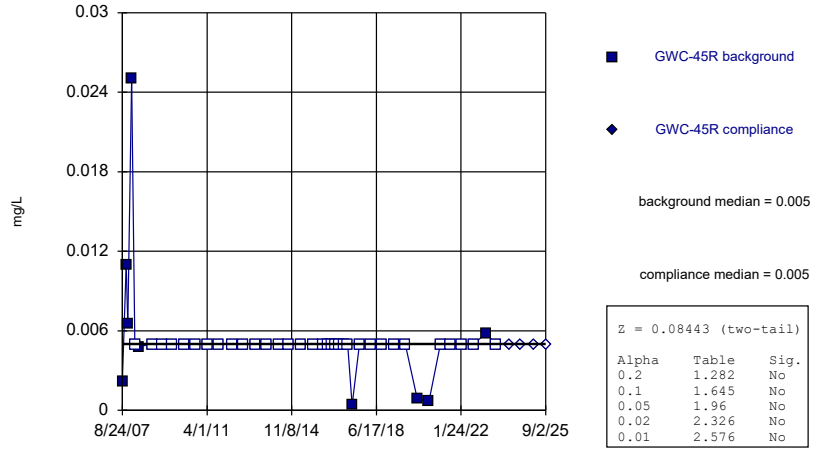

Z = 0.08443 (two-tail)

Alpha	Table	Sig.
0.2	1.282	No
0.1	1.645	No
0.05	1.96	No
0.02	2.326	No
0.01	2.576	No

Constituent: Chromium Analysis Run 4/27/2026 2:16 PM View: Appendix I Mann-Whitney
Plant Bowen Client: Southern Company Data: Bowen 1, 2, 9, & 10

Sanitas™ v.10.1.06d Software licensed to Groundwater Stats Consulting. UG
Hollow symbols indicate censored values.

Mann-Whitney (Wilcoxon Rank Sum)

GWC-46R

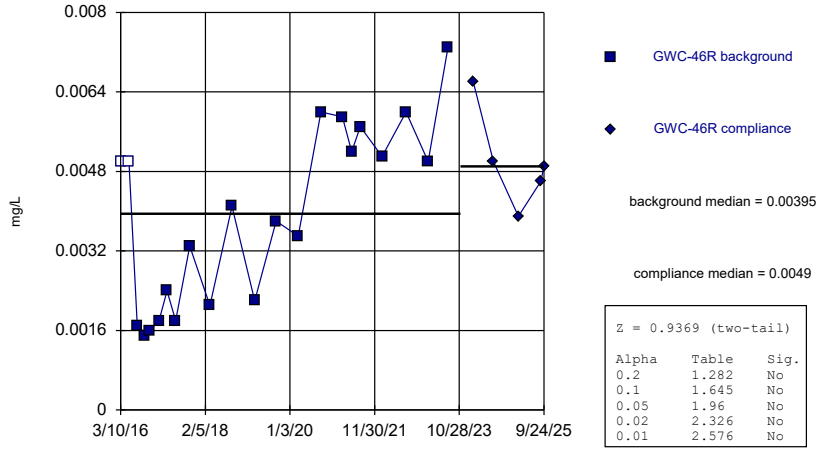

Z = 0.9369 (two-tail)

Alpha	Table	Sig.
0.2	1.282	No
0.1	1.645	No
0.05	1.96	No
0.02	2.326	No
0.01	2.576	No

Constituent: Chromium Analysis Run 4/27/2026 2:16 PM View: Appendix I Mann-Whitney
Plant Bowen Client: Southern Company Data: Bowen 1, 2, 9, & 10

Sanitas™ v.10.1.06d Software licensed to Groundwater Stats Consulting. UG
Hollow symbols indicate censored values.

Mann-Whitney (Wilcoxon Rank Sum)

GWC-47

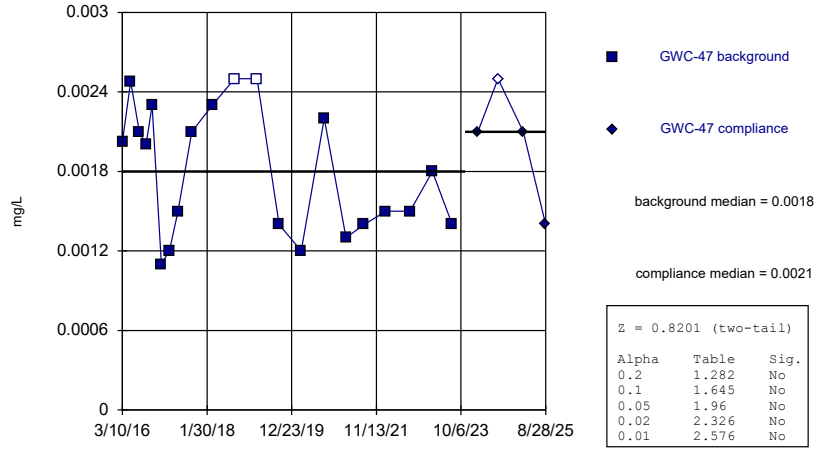

Z = 0.8201 (two-tail)

Alpha	Table	Sig.
0.2	1.282	No
0.1	1.645	No
0.05	1.96	No
0.02	2.326	No
0.01	2.576	No

Constituent: Chromium Analysis Run 4/27/2026 2:16 PM View: Appendix I Mann-Whitney
Plant Bowen Client: Southern Company Data: Bowen 1, 2, 9, & 10

Sanitas™ v.10.1.06d Software licensed to Groundwater Stats Consulting. UG
Hollow symbols indicate censored values.

Mann-Whitney (Wilcoxon Rank Sum)

GWC-47R

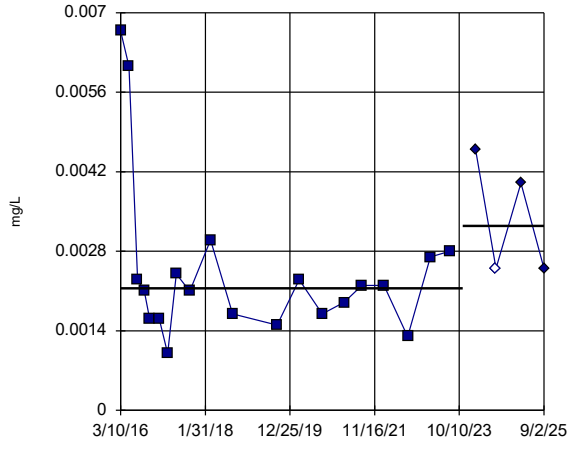

GWC-47R background

GWC-47R compliance

background median = 0.00215

compliance median = 0.00325

Z = 1.977 (two-tail)

Alpha	Table	Sig.
0.2	1.282	Yes
0.1	1.645	Yes
0.05	1.96	Yes
0.02	2.326	No
0.01	2.576	No

Constituent: Chromium Analysis Run 4/27/2026 2:16 PM View: Appendix I Mann-Whitney
Plant Bowen Client: Southern Company Data: Bowen 1, 2, 9, & 10

Sanitas™ v.10.1.06d Software licensed to Groundwater Stats Consulting. UG
Hollow symbols indicate censored values.

Mann-Whitney (Wilcoxon Rank Sum)

GWC-48

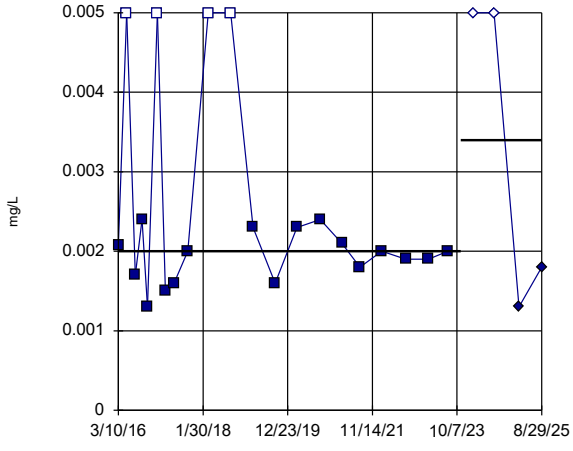

GWC-48 background

GWC-48 compliance

background median = 0.002

compliance median = 0.0034

Z = 0.1122 (two-tail)

Alpha	Table	Sig.
0.2	1.282	No
0.1	1.645	No
0.05	1.96	No
0.02	2.326	No
0.01	2.576	No

Constituent: Chromium Analysis Run 4/27/2026 2:16 PM View: Appendix I Mann-Whitney
Plant Bowen Client: Southern Company Data: Bowen 1, 2, 9, & 10

Sanitas™ v.10.1.06d Software licensed to Groundwater Stats Consulting. UG
Hollow symbols indicate censored values.

Mann-Whitney (Wilcoxon Rank Sum)

GWC-49R

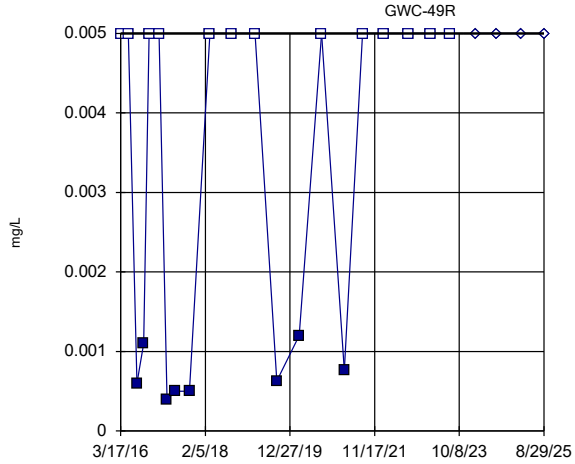

GWC-49R background

GWC-49R compliance

background median = 0.005

compliance median = 0.005

Z = 1.387 (two-tail)

Alpha	Table	Sig.
0.2	1.282	Yes
0.1	1.645	No
0.05	1.96	No
0.02	2.326	No
0.01	2.576	No

Constituent: Chromium Analysis Run 4/27/2026 2:16 PM View: Appendix I Mann-Whitney
Plant Bowen Client: Southern Company Data: Bowen 1, 2, 9, & 10

Sanitas™ v.10.1.06d Software licensed to Groundwater Stats Consulting. UG
Hollow symbols indicate censored values.

Mann-Whitney (Wilcoxon Rank Sum)

GWC-49Z

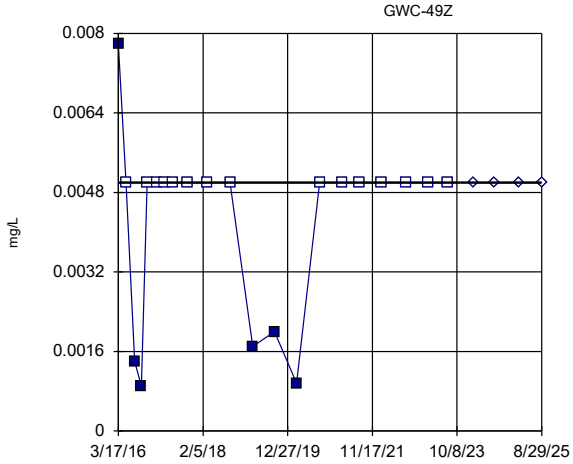

GWC-49Z background

GWC-49Z compliance

background median = 0.005

compliance median = 0.005

Z = 0.7419 (two-tail)

Alpha	Table	Sig.
0.2	1.282	No
0.1	1.645	No
0.05	1.96	No
0.02	2.326	No
0.01	2.576	No

Constituent: Chromium Analysis Run 4/27/2026 2:16 PM View: Appendix I Mann-Whitney
Plant Bowen Client: Southern Company Data: Bowen 1, 2, 9, & 10

Sanitas™ v.10.1.06d Software licensed to Groundwater Stats Consulting. UG
Hollow symbols indicate censored values.

Mann-Whitney (Wilcoxon Rank Sum)

GWA-1 (bg)

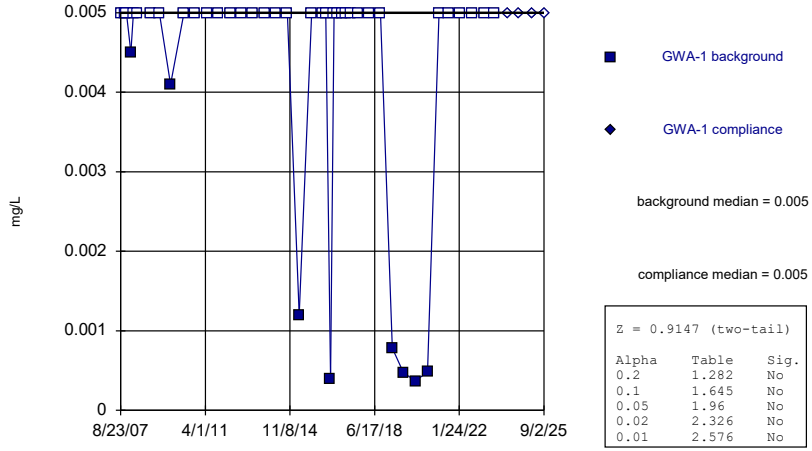

Z = 0.9147 (two-tail)

Alpha	Table	Sig.
0.2	1.282	No
0.1	1.645	No
0.05	1.96	No
0.02	2.326	No
0.01	2.576	No

Constituent: Cobalt Analysis Run 4/27/2026 2:16 PM View: Appendix I Mann-Whitney
Plant Bowen Client: Southern Company Data: Bowen 1, 2, 9, & 10

Sanitas™ v.10.1.06d Software licensed to Groundwater Stats Consulting. UG
Hollow symbols indicate censored values.

Mann-Whitney (Wilcoxon Rank Sum)

GWA-2 (bg)

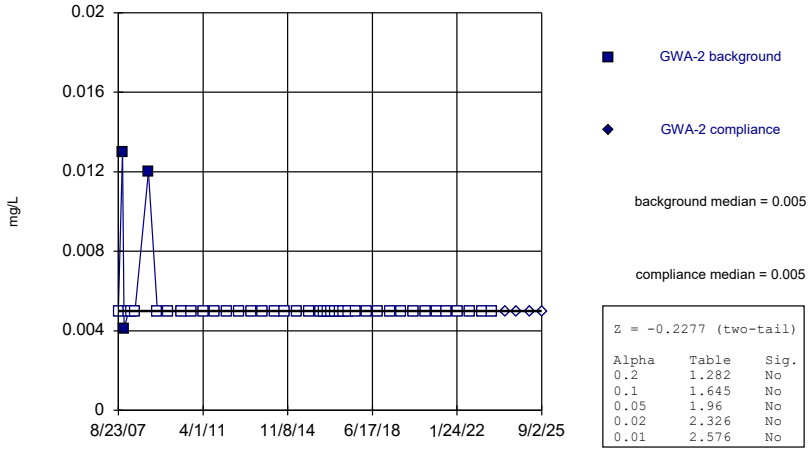

Z = -0.2277 (two-tail)

Alpha	Table	Sig.
0.2	1.282	No
0.1	1.645	No
0.05	1.96	No
0.02	2.326	No
0.01	2.576	No

Constituent: Cobalt Analysis Run 4/27/2026 2:16 PM View: Appendix I Mann-Whitney
Plant Bowen Client: Southern Company Data: Bowen 1, 2, 9, & 10

Sanitas™ v.10.1.06d Software licensed to Groundwater Stats Consulting. UG
Hollow symbols indicate censored values.

Mann-Whitney (Wilcoxon Rank Sum)

GWA-2R (bg)

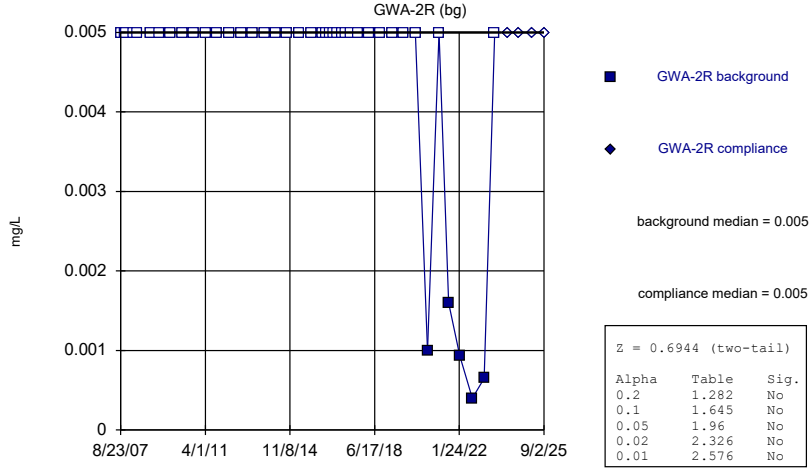

Z = 0.6944 (two-tail)

Alpha	Table	Sig.
0.2	1.282	No
0.1	1.645	No
0.05	1.96	No
0.02	2.326	No
0.01	2.576	No

Constituent: Cobalt Analysis Run 4/27/2026 2:16 PM View: Appendix I Mann-Whitney
Plant Bowen Client: Southern Company Data: Bowen 1, 2, 9, & 10

Sanitas™ v.10.1.06d Software licensed to Groundwater Stats Consulting. UG
Hollow symbols indicate censored values.

Mann-Whitney (Wilcoxon Rank Sum)

GWA-3A (bg)

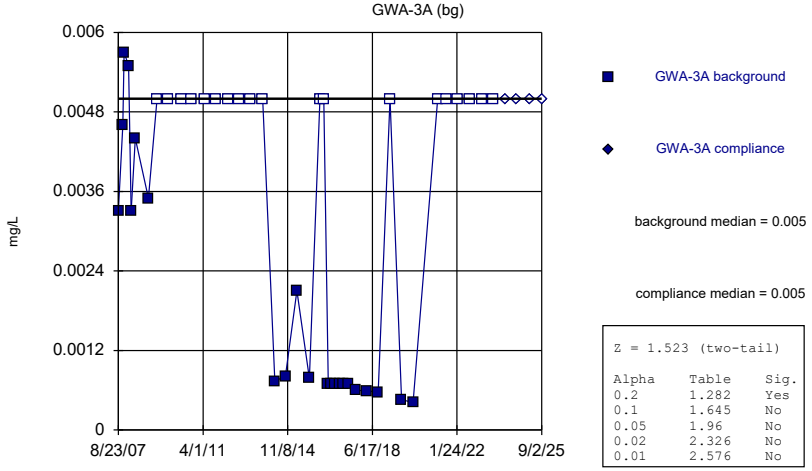

Z = 1.523 (two-tail)

Alpha	Table	Sig.
0.2	1.282	Yes
0.1	1.645	No
0.05	1.96	No
0.02	2.326	No
0.01	2.576	No

Constituent: Cobalt Analysis Run 4/27/2026 2:16 PM View: Appendix I Mann-Whitney
Plant Bowen Client: Southern Company Data: Bowen 1, 2, 9, & 10

Sanitas™ v.10.1.06d Software licensed to Groundwater Stats Consulting. UG
Hollow symbols indicate censored values.

Mann-Whitney (Wilcoxon Rank Sum)

GWA-4RZ (bg)

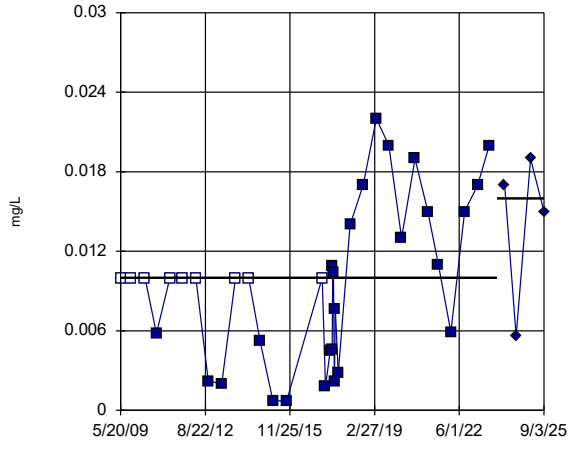

GWA-4RZ background

GWA-4RZ compliance

background median = 0.01

compliance median = 0.016

Z = 1.351 (two-tail)

Alpha	Table	Sig.
0.2	1.282	Yes
0.1	1.645	No
0.05	1.96	No
0.02	2.326	No
0.01	2.576	No

Constituent: Cobalt Analysis Run 4/27/2026 2:16 PM View: Appendix I Mann-Whitney
Plant Bowen Client: Southern Company Data: Bowen 1, 2, 9, & 10

Sanitas™ v.10.1.06d Software licensed to Groundwater Stats Consulting. UG
Hollow symbols indicate censored values.

Mann-Whitney (Wilcoxon Rank Sum)

GWA-39Z (bg)

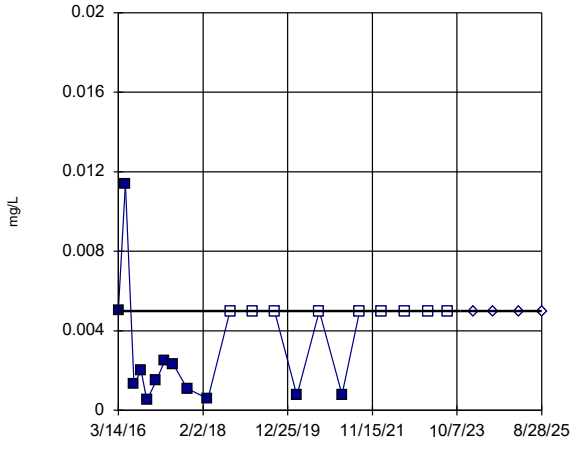

GWA-39Z background

GWA-39Z compliance

background median = 0.005

compliance median = 0.005

Z = 1.239 (two-tail)

Alpha	Table	Sig.
0.2	1.282	No
0.1	1.645	No
0.05	1.96	No
0.02	2.326	No
0.01	2.576	No

Constituent: Cobalt Analysis Run 4/27/2026 2:16 PM View: Appendix I Mann-Whitney
Plant Bowen Client: Southern Company Data: Bowen 1, 2, 9, & 10

Sanitas™ v.10.1.06d Software licensed to Groundwater Stats Consulting. UG
Hollow symbols indicate censored values.

Mann-Whitney (Wilcoxon Rank Sum)

GWA-41R (bg)

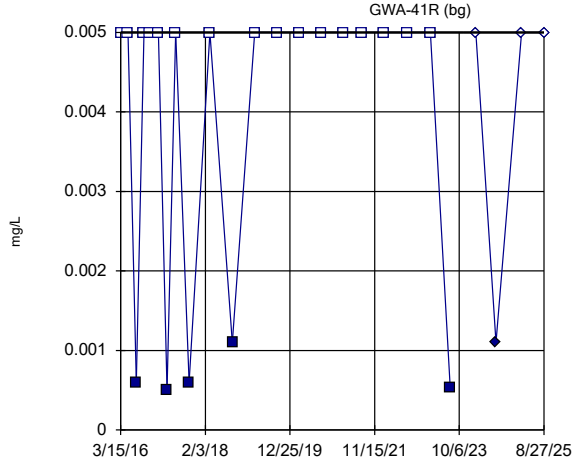

GWA-41R background

GWA-41R compliance

background median = 0.005

compliance median = 0.005

Z = 0.09899 (two-tail)

Alpha	Table	Sig.
0.2	1.282	No
0.1	1.645	No
0.05	1.96	No
0.02	2.326	No
0.01	2.576	No

Constituent: Cobalt Analysis Run 4/27/2026 2:16 PM View: Appendix I Mann-Whitney
Plant Bowen Client: Southern Company Data: Bowen 1, 2, 9, & 10

Sanitas™ v.10.1.06d Software licensed to Groundwater Stats Consulting. UG
Hollow symbols indicate censored values.

Mann-Whitney (Wilcoxon Rank Sum)

GWA-42 (bg)

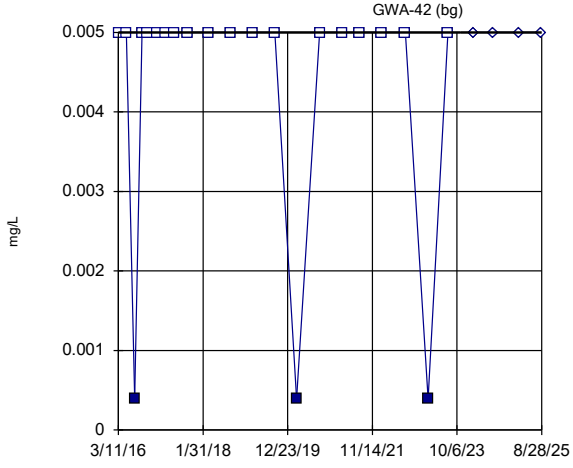

GWA-42 background

GWA-42 compliance

background median = 0.005

compliance median = 0.005

Z = 0.7224 (two-tail)

Alpha	Table	Sig.
0.2	1.282	No
0.1	1.645	No
0.05	1.96	No
0.02	2.326	No
0.01	2.576	No

Constituent: Cobalt Analysis Run 4/27/2026 2:16 PM View: Appendix I Mann-Whitney
Plant Bowen Client: Southern Company Data: Bowen 1, 2, 9, & 10

Sanitas™ v.10.1.06d Software licensed to Groundwater Stats Consulting. UG
Hollow symbols indicate censored values.

Mann-Whitney (Wilcoxon Rank Sum)

GWA-43 (bg)

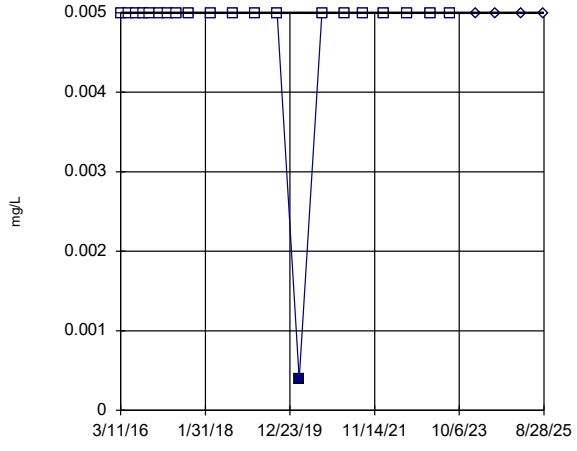

GWA-43 background

GWA-43 compliance

background median = 0.005

compliance median = 0.005

Z = 0.3273 (two-tail)

Alpha	Table	Sig.
0.2	1.282	No
0.1	1.645	No
0.05	1.96	No
0.02	2.326	No
0.01	2.576	No

Constituent: Cobalt Analysis Run 4/27/2026 2:16 PM View: Appendix I Mann-Whitney
Plant Bowen Client: Southern Company Data: Bowen 1, 2, 9, & 10

Sanitas™ v.10.1.06d Software licensed to Groundwater Stats Consulting. UG
Hollow symbols indicate censored values.

Mann-Whitney (Wilcoxon Rank Sum)

GWA-50R (bg)

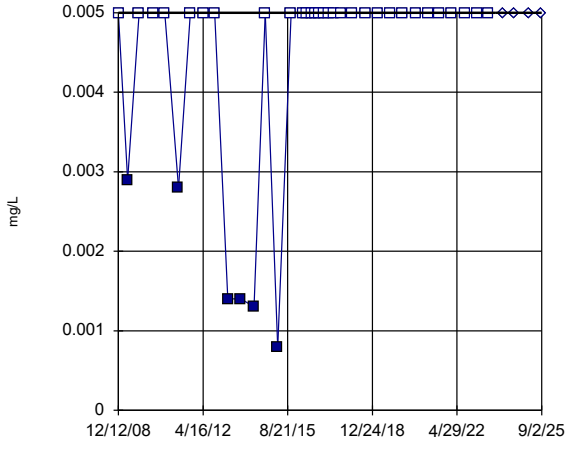

GWA-50R background

GWA-50R compliance

background median = 0.005

compliance median = 0.005

Z = 0.8346 (two-tail)

Alpha	Table	Sig.
0.2	1.282	No
0.1	1.645	No
0.05	1.96	No
0.02	2.326	No
0.01	2.576	No

Constituent: Cobalt Analysis Run 4/27/2026 2:16 PM View: Appendix I Mann-Whitney
Plant Bowen Client: Southern Company Data: Bowen 1, 2, 9, & 10

Sanitas™ v.10.1.06d Software licensed to Groundwater Stats Consulting. UG
Hollow symbols indicate censored values.

Mann-Whitney (Wilcoxon Rank Sum)

GWC-5

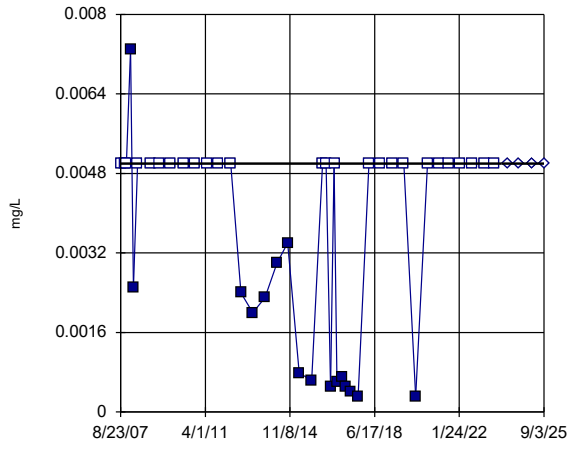

GWC-5 background

GWC-5 compliance

background median = 0.005

compliance median = 0.005

Z = 1.261 (two-tail)

Alpha	Table	Sig.
0.2	1.282	No
0.1	1.645	No
0.05	1.96	No
0.02	2.326	No
0.01	2.576	No

Constituent: Cobalt Analysis Run 4/27/2026 2:16 PM View: Appendix I Mann-Whitney
Plant Bowen Client: Southern Company Data: Bowen 1, 2, 9, & 10

Sanitas™ v.10.1.06d Software licensed to Groundwater Stats Consulting. UG
Hollow symbols indicate censored values.

Mann-Whitney (Wilcoxon Rank Sum)

GWC-6

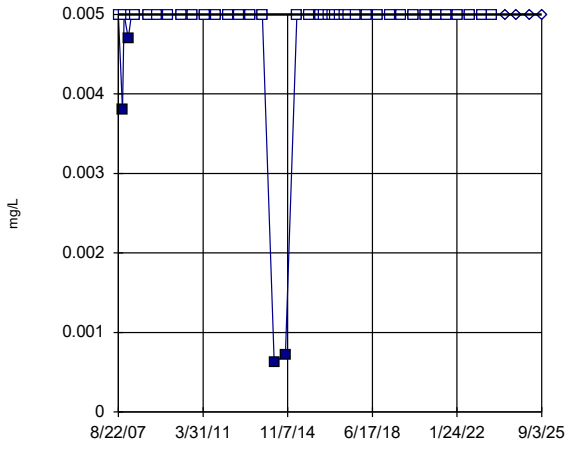

GWC-6 background

GWC-6 compliance

background median = 0.005

compliance median = 0.005

Z = 0.5982 (two-tail)

Alpha	Table	Sig.
0.2	1.282	No
0.1	1.645	No
0.05	1.96	No
0.02	2.326	No
0.01	2.576	No

Constituent: Cobalt Analysis Run 4/27/2026 2:16 PM View: Appendix I Mann-Whitney
Plant Bowen Client: Southern Company Data: Bowen 1, 2, 9, & 10

Sanitas™ v.10.1.06d Software licensed to Groundwater Stats Consulting. UG
Hollow symbols indicate censored values.

Mann-Whitney (Wilcoxon Rank Sum)

GWC-7Z

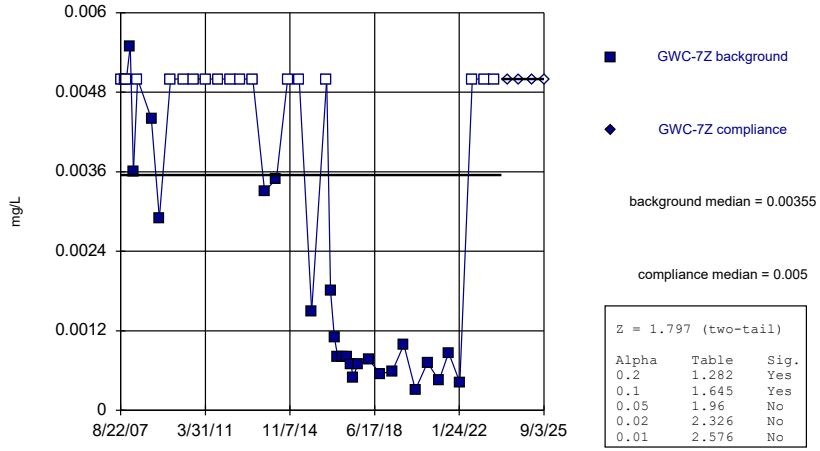

Constituent: Cobalt Analysis Run 4/27/2026 2:16 PM View: Appendix I Mann-Whitney
Plant Bowen Client: Southern Company Data: Bowen 1, 2, 9, & 10

Sanitas™ v.10.1.06d Software licensed to Groundwater Stats Consulting. UG
Hollow symbols indicate censored values.

Mann-Whitney (Wilcoxon Rank Sum)

GWC-8RR

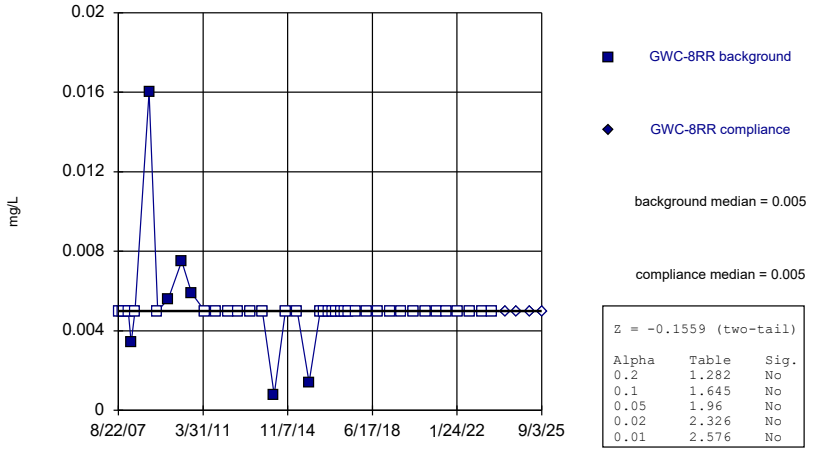

Constituent: Cobalt Analysis Run 4/27/2026 2:16 PM View: Appendix I Mann-Whitney
Plant Bowen Client: Southern Company Data: Bowen 1, 2, 9, & 10

Sanitas™ v.10.1.06d Software licensed to Groundwater Stats Consulting. UG
Hollow symbols indicate censored values.

Mann-Whitney (Wilcoxon Rank Sum)

GWC-8Z

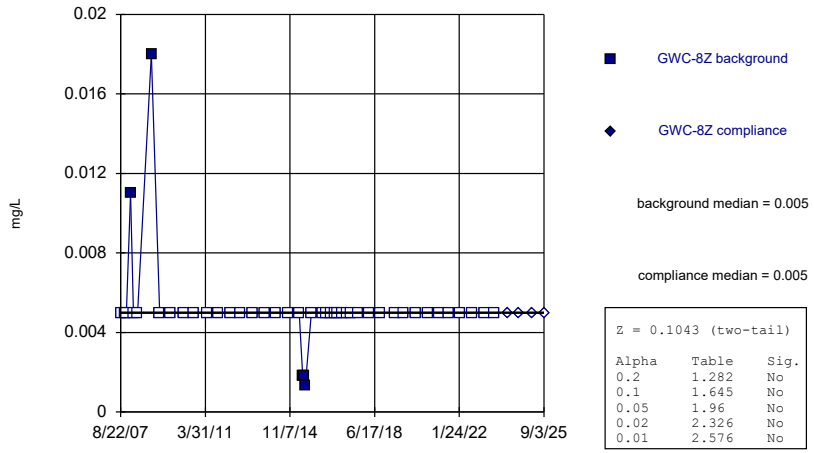

Constituent: Cobalt Analysis Run 4/27/2026 2:16 PM View: Appendix I Mann-Whitney
Plant Bowen Client: Southern Company Data: Bowen 1, 2, 9, & 10

Sanitas™ v.10.1.06d Software licensed to Groundwater Stats Consulting. UG
Hollow symbols indicate censored values.

Mann-Whitney (Wilcoxon Rank Sum)

GWC-9

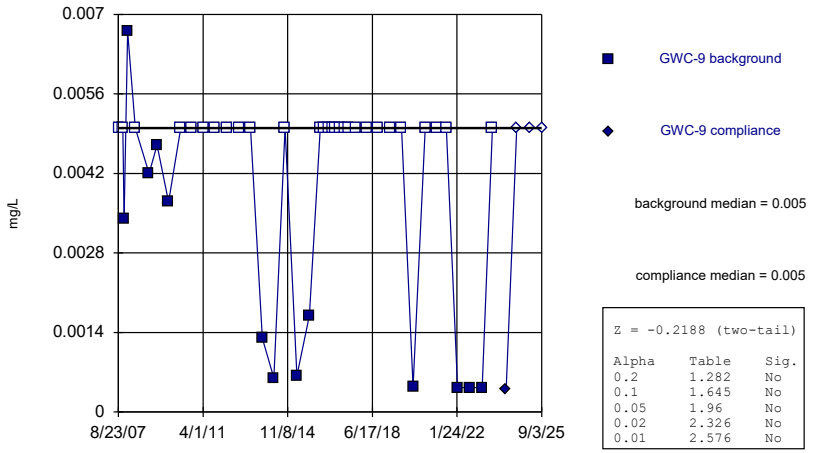

Constituent: Cobalt Analysis Run 4/27/2026 2:16 PM View: Appendix I Mann-Whitney
Plant Bowen Client: Southern Company Data: Bowen 1, 2, 9, & 10

Sanitas™ v.10.1.06d Software licensed to Groundwater Stats Consulting. UG
Hollow symbols indicate censored values.

Mann-Whitney (Wilcoxon Rank Sum)

GWC-10

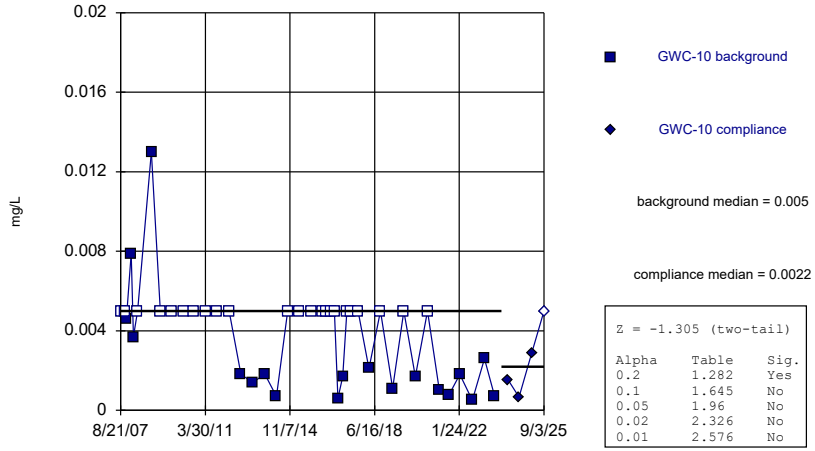

Z = -1.305 (two-tail)

Alpha	Table	Sig.
0.2	1.282	Yes
0.1	1.645	No
0.05	1.96	No
0.02	2.326	No
0.01	2.576	No

Constituent: Cobalt Analysis Run 4/27/2026 2:16 PM View: Appendix I Mann-Whitney
Plant Bowen Client: Southern Company Data: Bowen 1, 2, 9, & 10

Sanitas™ v.10.1.06d Software licensed to Groundwater Stats Consulting. UG
Hollow symbols indicate censored values.

Mann-Whitney (Wilcoxon Rank Sum)

GWC-11

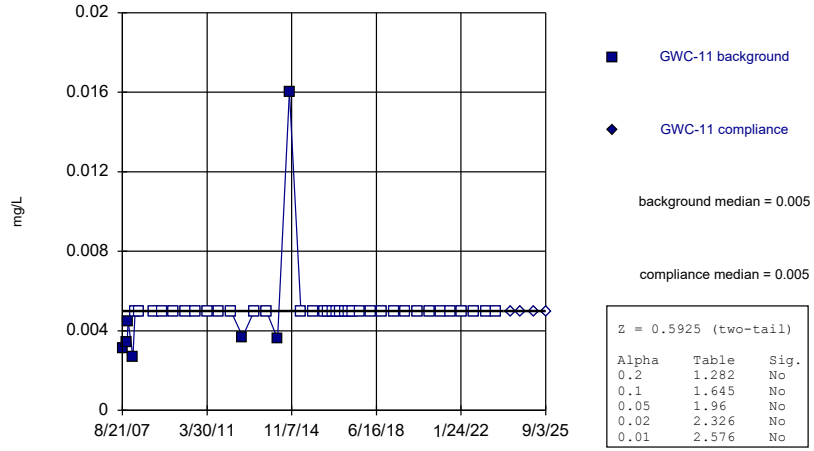

Z = 0.5925 (two-tail)

Alpha	Table	Sig.
0.2	1.282	No
0.1	1.645	No
0.05	1.96	No
0.02	2.326	No
0.01	2.576	No

Constituent: Cobalt Analysis Run 4/27/2026 2:16 PM View: Appendix I Mann-Whitney
Plant Bowen Client: Southern Company Data: Bowen 1, 2, 9, & 10

Sanitas™ v.10.1.06d Software licensed to Groundwater Stats Consulting. UG
Hollow symbols indicate censored values.

Mann-Whitney (Wilcoxon Rank Sum)

GWC-11R

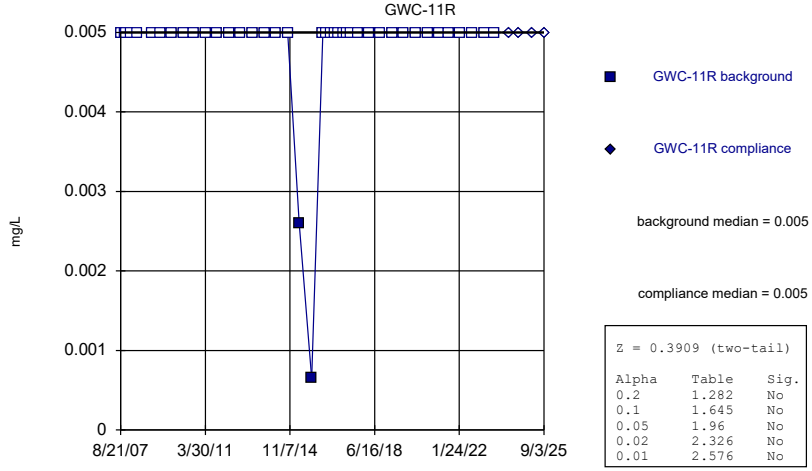

Z = 0.3909 (two-tail)

Alpha	Table	Sig.
0.2	1.282	No
0.1	1.645	No
0.05	1.96	No
0.02	2.326	No
0.01	2.576	No

Constituent: Cobalt Analysis Run 4/27/2026 2:16 PM View: Appendix I Mann-Whitney
Plant Bowen Client: Southern Company Data: Bowen 1, 2, 9, & 10

Sanitas™ v.10.1.06d Software licensed to Groundwater Stats Consulting. UG
Hollow symbols indicate censored values.

Mann-Whitney (Wilcoxon Rank Sum)

GWC-12

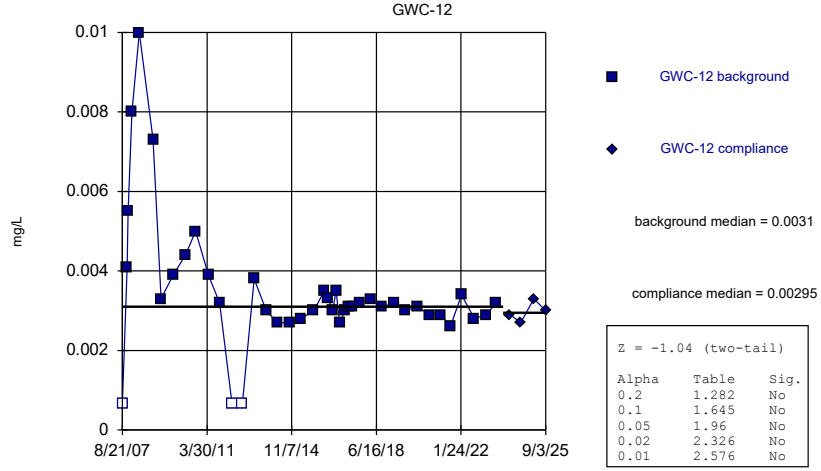

Z = -1.04 (two-tail)

Alpha	Table	Sig.
0.2	1.282	No
0.1	1.645	No
0.05	1.96	No
0.02	2.326	No
0.01	2.576	No

Constituent: Cobalt Analysis Run 4/27/2026 2:16 PM View: Appendix I Mann-Whitney
Plant Bowen Client: Southern Company Data: Bowen 1, 2, 9, & 10

Sanitas™ v.10.1.06d Software licensed to Groundwater Stats Consulting. UG
Hollow symbols indicate censored values.

Mann-Whitney (Wilcoxon Rank Sum)

GWC-13

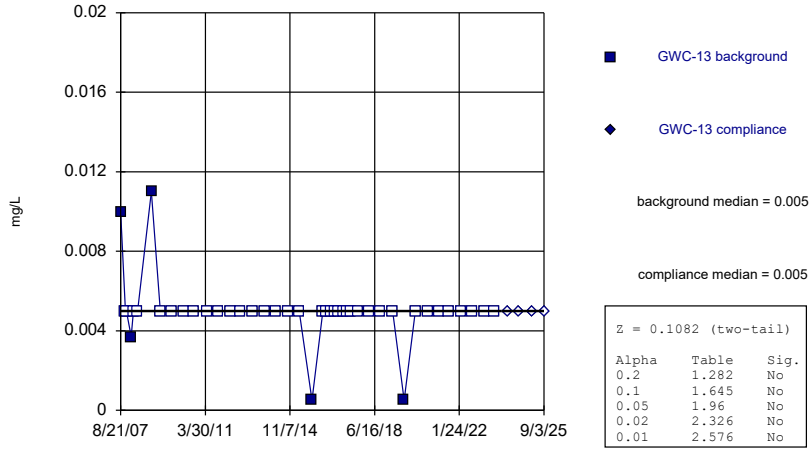

Z = 0.1082 (two-tail)

Alpha	Table	Sig.
0.2	1.282	No
0.1	1.645	No
0.05	1.96	No
0.02	2.326	No
0.01	2.576	No

Constituent: Cobalt Analysis Run 4/27/2026 2:17 PM View: Appendix I Mann-Whitney
Plant Bowen Client: Southern Company Data: Bowen 1, 2, 9, & 10

Sanitas™ v.10.1.06d Software licensed to Groundwater Stats Consulting. UG
Hollow symbols indicate censored values.

Mann-Whitney (Wilcoxon Rank Sum)

GWC-13RZ

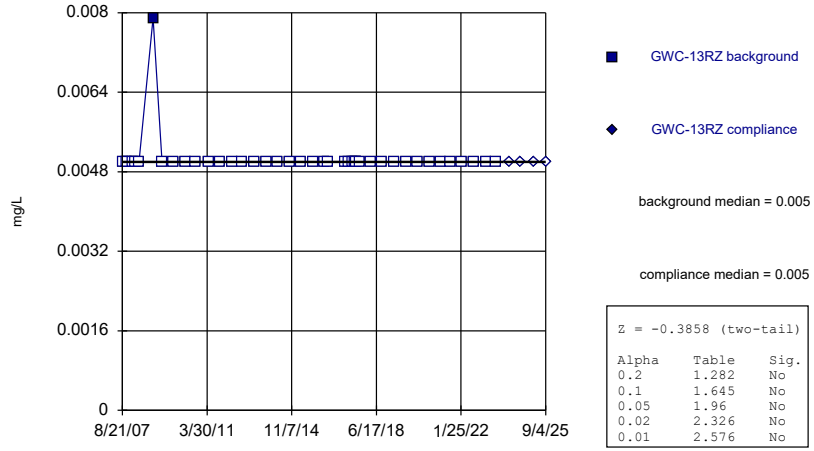

Z = -0.3858 (two-tail)

Alpha	Table	Sig.
0.2	1.282	No
0.1	1.645	No
0.05	1.96	No
0.02	2.326	No
0.01	2.576	No

Constituent: Cobalt Analysis Run 4/27/2026 2:17 PM View: Appendix I Mann-Whitney
Plant Bowen Client: Southern Company Data: Bowen 1, 2, 9, & 10

Sanitas™ v.10.1.06d Software licensed to Groundwater Stats Consulting. UG
Hollow symbols indicate censored values.

Mann-Whitney (Wilcoxon Rank Sum)

GWC-14Z

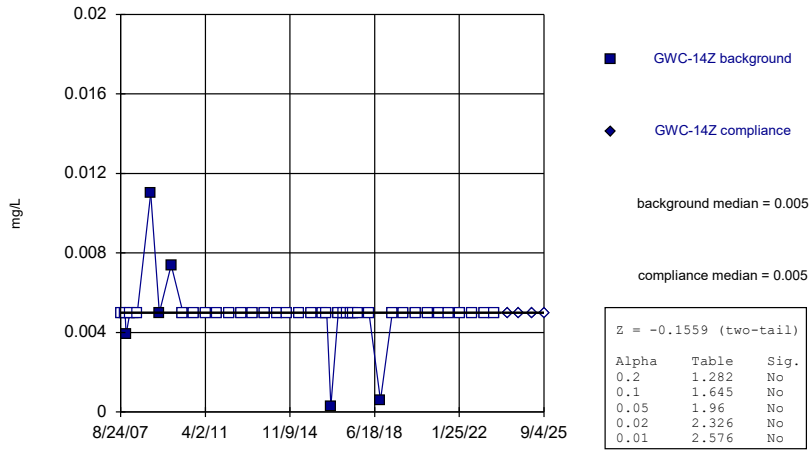

Z = -0.1559 (two-tail)

Alpha	Table	Sig.
0.2	1.282	No
0.1	1.645	No
0.05	1.96	No
0.02	2.326	No
0.01	2.576	No

Constituent: Cobalt Analysis Run 4/27/2026 2:17 PM View: Appendix I Mann-Whitney
Plant Bowen Client: Southern Company Data: Bowen 1, 2, 9, & 10

Sanitas™ v.10.1.06d Software licensed to Groundwater Stats Consulting. UG
Hollow symbols indicate censored values.

Mann-Whitney (Wilcoxon Rank Sum)

GWC-15R

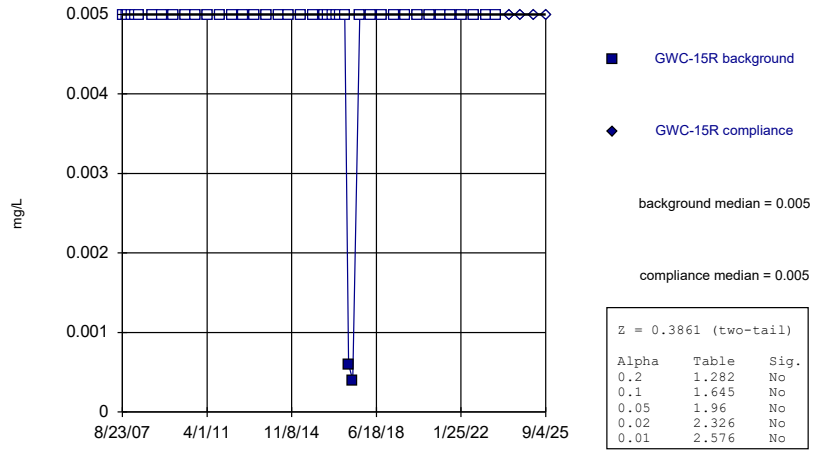

Z = 0.3861 (two-tail)

Alpha	Table	Sig.
0.2	1.282	No
0.1	1.645	No
0.05	1.96	No
0.02	2.326	No
0.01	2.576	No

Constituent: Cobalt Analysis Run 4/27/2026 2:17 PM View: Appendix I Mann-Whitney
Plant Bowen Client: Southern Company Data: Bowen 1, 2, 9, & 10

Sanitas™ v.10.1.06d Software licensed to Groundwater Stats Consulting. UG
Hollow symbols indicate censored values.

Mann-Whitney (Wilcoxon Rank Sum)

GWC-15Z

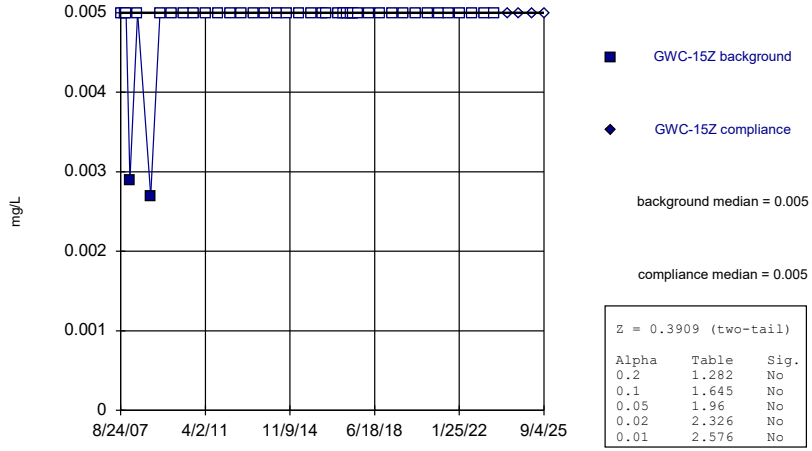

Z = 0.3909 (two-tail)

Alpha	Table	Sig.
0.2	1.282	No
0.1	1.645	No
0.05	1.96	No
0.02	2.326	No
0.01	2.576	No

Constituent: Cobalt Analysis Run 4/27/2026 2:17 PM View: Appendix I Mann-Whitney
Plant Bowen Client: Southern Company Data: Bowen 1, 2, 9, & 10

Sanitas™ v.10.1.06d Software licensed to Groundwater Stats Consulting. UG
Hollow symbols indicate censored values.

Mann-Whitney (Wilcoxon Rank Sum)

GWC-44

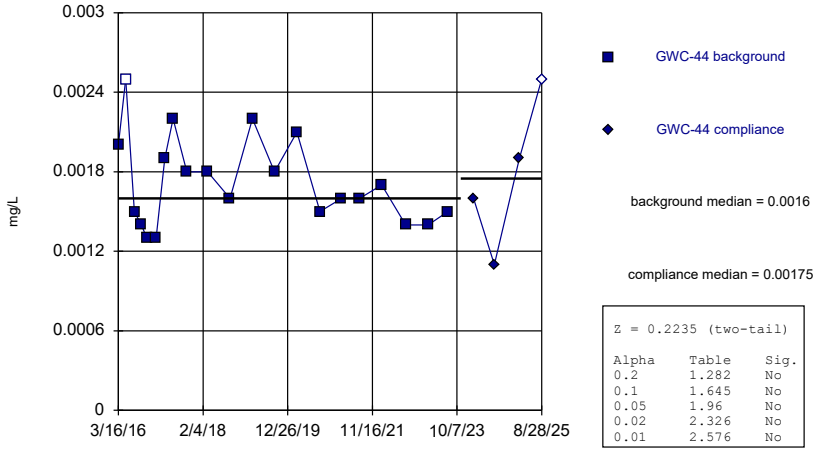

Z = 0.2235 (two-tail)

Alpha	Table	Sig.
0.2	1.282	No
0.1	1.645	No
0.05	1.96	No
0.02	2.326	No
0.01	2.576	No

Constituent: Cobalt Analysis Run 4/27/2026 2:17 PM View: Appendix I Mann-Whitney
Plant Bowen Client: Southern Company Data: Bowen 1, 2, 9, & 10

Sanitas™ v.10.1.06d Software licensed to Groundwater Stats Consulting. UG
Hollow symbols indicate censored values.

Mann-Whitney (Wilcoxon Rank Sum)

GWC-45

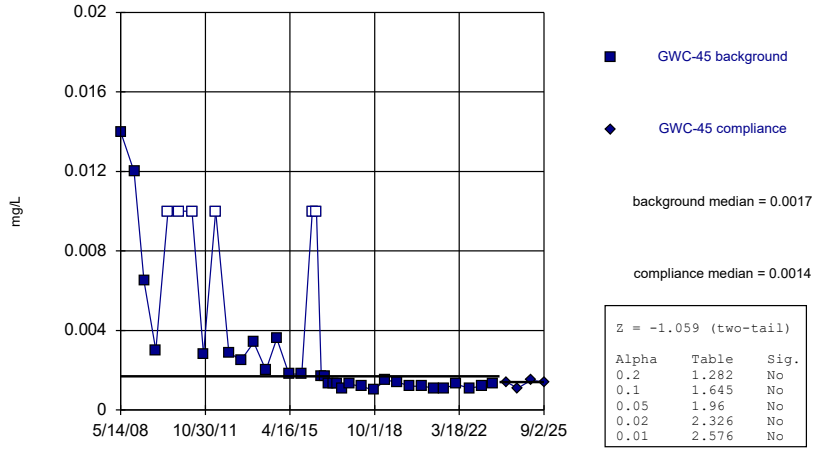

Z = -1.059 (two-tail)

Alpha	Table	Sig.
0.2	1.282	No
0.1	1.645	No
0.05	1.96	No
0.02	2.326	No
0.01	2.576	No

Constituent: Cobalt Analysis Run 4/27/2026 2:17 PM View: Appendix I Mann-Whitney
Plant Bowen Client: Southern Company Data: Bowen 1, 2, 9, & 10

Sanitas™ v.10.1.06d Software licensed to Groundwater Stats Consulting. UG
Hollow symbols indicate censored values.

Mann-Whitney (Wilcoxon Rank Sum)

GWC-45R

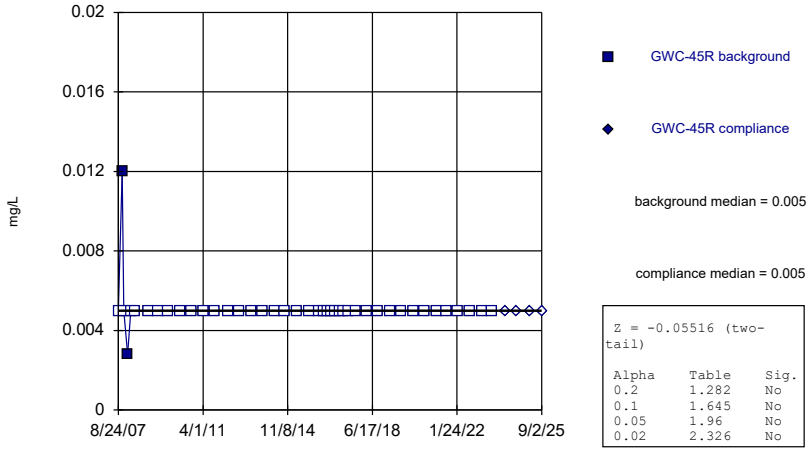

Z = -0.05516 (two-tail)

Alpha	Table	Sig.
0.2	1.282	No
0.1	1.645	No
0.05	1.96	No
0.02	2.326	No

Constituent: Cobalt Analysis Run 4/27/2026 2:17 PM View: Appendix I Mann-Whitney
Plant Bowen Client: Southern Company Data: Bowen 1, 2, 9, & 10

Sanitas™ v.10.1.06d Software licensed to Groundwater Stats Consulting. UG
Hollow symbols indicate censored values.

Mann-Whitney (Wilcoxon Rank Sum)

GWC-46R

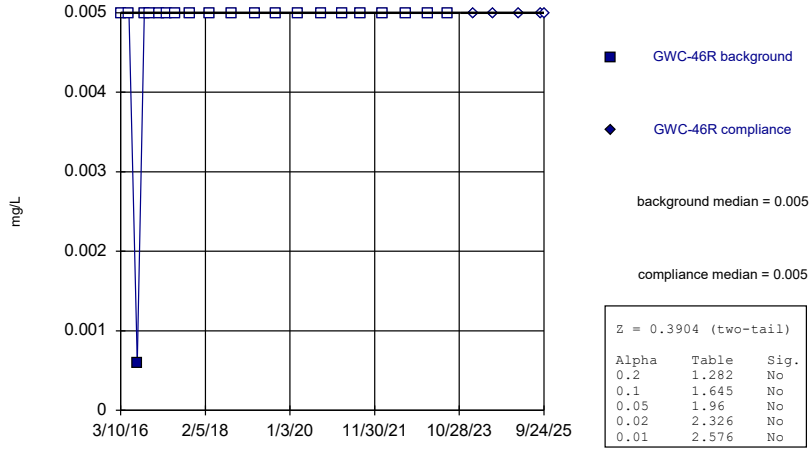

background median = 0.005

compliance median = 0.005

Z = 0.3904 (two-tail)

Alpha	Table	Sig.
0.2	1.282	No
0.1	1.645	No
0.05	1.96	No
0.02	2.326	No
0.01	2.576	No

Constituent: Cobalt Analysis Run 4/27/2026 2:17 PM View: Appendix I Mann-Whitney
Plant Bowen Client: Southern Company Data: Bowen 1, 2, 9, & 10

Sanitas™ v.10.1.06d Software licensed to Groundwater Stats Consulting. UG
Hollow symbols indicate censored values.

Mann-Whitney (Wilcoxon Rank Sum)

GWC-48

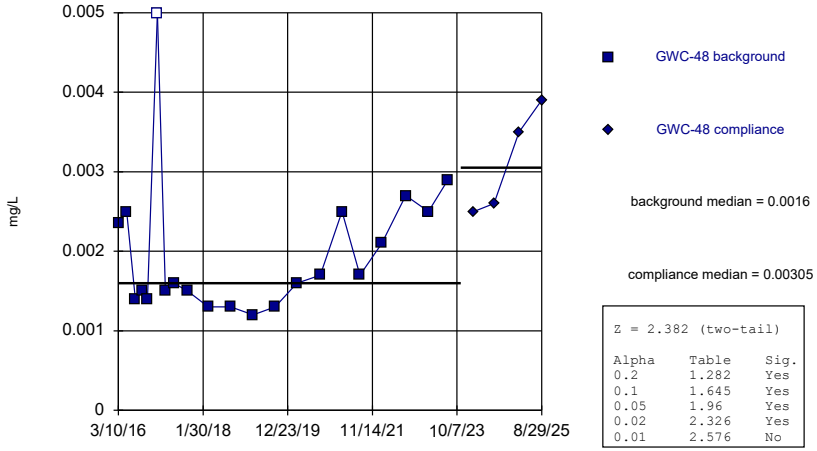

background median = 0.0016

compliance median = 0.00305

Z = 2.382 (two-tail)

Alpha	Table	Sig.
0.2	1.282	Yes
0.1	1.645	Yes
0.05	1.96	Yes
0.02	2.326	Yes
0.01	2.576	No

Constituent: Cobalt Analysis Run 4/27/2026 2:17 PM View: Appendix I Mann-Whitney
Plant Bowen Client: Southern Company Data: Bowen 1, 2, 9, & 10

Sanitas™ v.10.1.06d Software licensed to Groundwater Stats Consulting. UG
Hollow symbols indicate censored values.

Mann-Whitney (Wilcoxon Rank Sum)

GWC-49Z

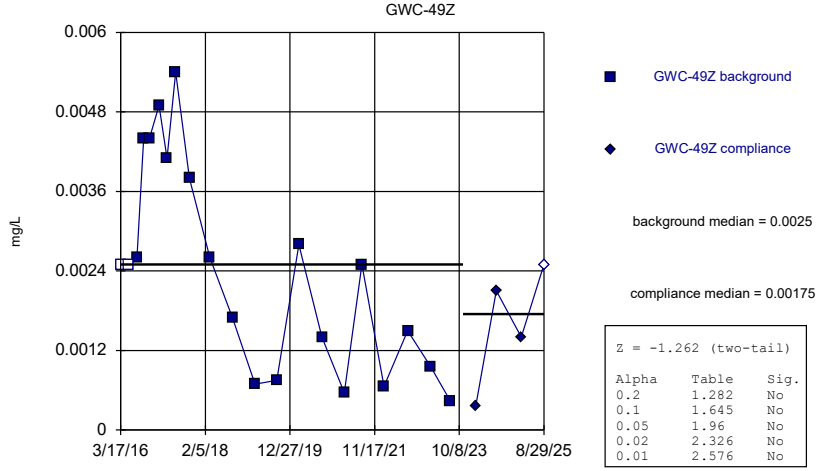

background median = 0.0025

compliance median = 0.00175

Z = -1.262 (two-tail)

Alpha	Table	Sig.
0.2	1.282	No
0.1	1.645	No
0.05	1.96	No
0.02	2.326	No
0.01	2.576	No

Constituent: Cobalt Analysis Run 4/27/2026 2:17 PM View: Appendix I Mann-Whitney
Plant Bowen Client: Southern Company Data: Bowen 1, 2, 9, & 10

Sanitas™ v.10.1.06d Software licensed to Groundwater Stats Consulting. UG
Hollow symbols indicate censored values.

Mann-Whitney (Wilcoxon Rank Sum)

GWA-1 (bg)

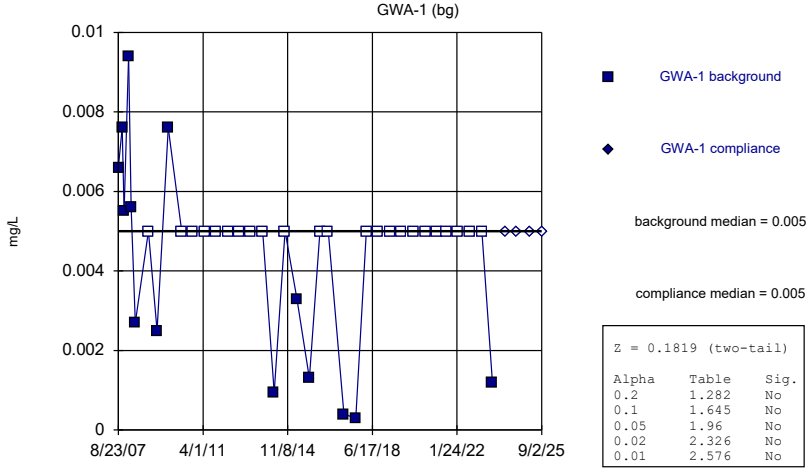

background median = 0.005

compliance median = 0.005

Z = 0.1819 (two-tail)

Alpha	Table	Sig.
0.2	1.282	No
0.1	1.645	No
0.05	1.96	No
0.02	2.326	No
0.01	2.576	No

Constituent: Copper Analysis Run 4/27/2026 2:17 PM View: Appendix I Mann-Whitney
Plant Bowen Client: Southern Company Data: Bowen 1, 2, 9, & 10

Sanitas™ v.10.1.06d Software licensed to Groundwater Stats Consulting. UG
Hollow symbols indicate censored values.

Mann-Whitney (Wilcoxon Rank Sum)

GWA-2 (bg)

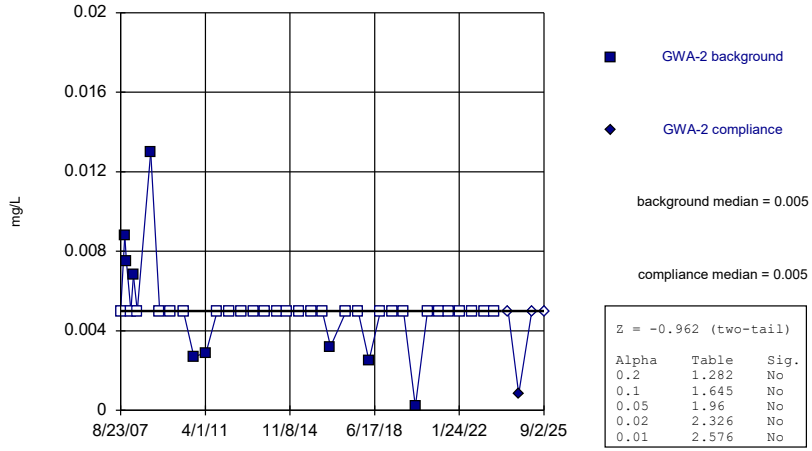

Z = -0.962 (two-tail)

Alpha	Table	Sig.
0.2	1.282	No
0.1	1.645	No
0.05	1.96	No
0.02	2.326	No
0.01	2.576	No

Constituent: Copper Analysis Run 4/27/2026 2:17 PM View: Appendix I Mann-Whitney
Plant Bowen Client: Southern Company Data: Bowen 1, 2, 9, & 10

Sanitas™ v.10.1.06d Software licensed to Groundwater Stats Consulting. UG
Hollow symbols indicate censored values.

Mann-Whitney (Wilcoxon Rank Sum)

GWA-2R (bg)

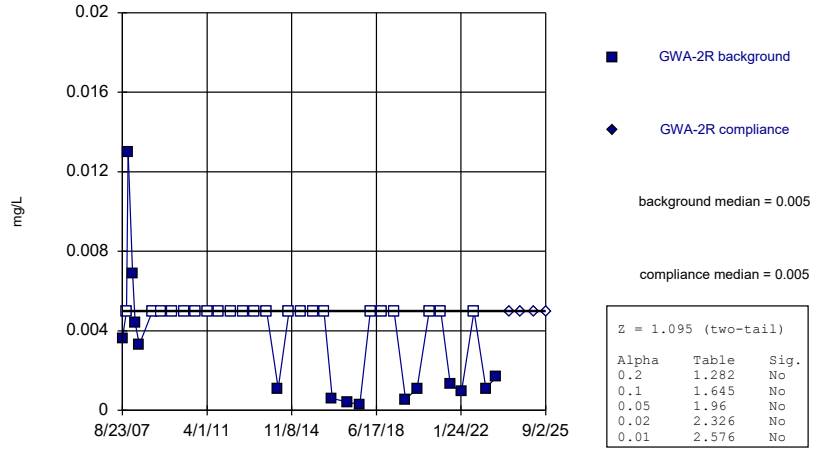

Z = 1.095 (two-tail)

Alpha	Table	Sig.
0.2	1.282	No
0.1	1.645	No
0.05	1.96	No
0.02	2.326	No
0.01	2.576	No

Constituent: Copper Analysis Run 4/27/2026 2:17 PM View: Appendix I Mann-Whitney
Plant Bowen Client: Southern Company Data: Bowen 1, 2, 9, & 10

Sanitas™ v.10.1.06d Software licensed to Groundwater Stats Consulting. UG
Hollow symbols indicate censored values.

Mann-Whitney (Wilcoxon Rank Sum)

GWA-4RZ (bg)

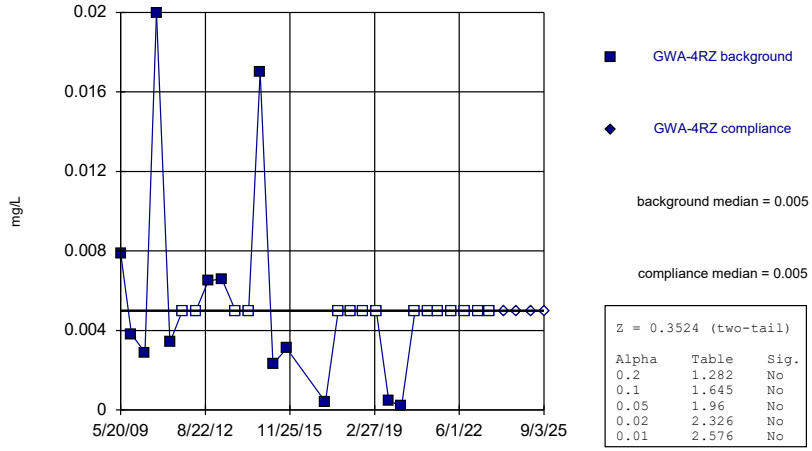

Z = 0.3524 (two-tail)

Alpha	Table	Sig.
0.2	1.282	No
0.1	1.645	No
0.05	1.96	No
0.02	2.326	No
0.01	2.576	No

Constituent: Copper Analysis Run 4/27/2026 2:17 PM View: Appendix I Mann-Whitney
Plant Bowen Client: Southern Company Data: Bowen 1, 2, 9, & 10

Sanitas™ v.10.1.06d Software licensed to Groundwater Stats Consulting. UG
Hollow symbols indicate censored values.

Mann-Whitney (Wilcoxon Rank Sum)

GWA-39RZ (bg)

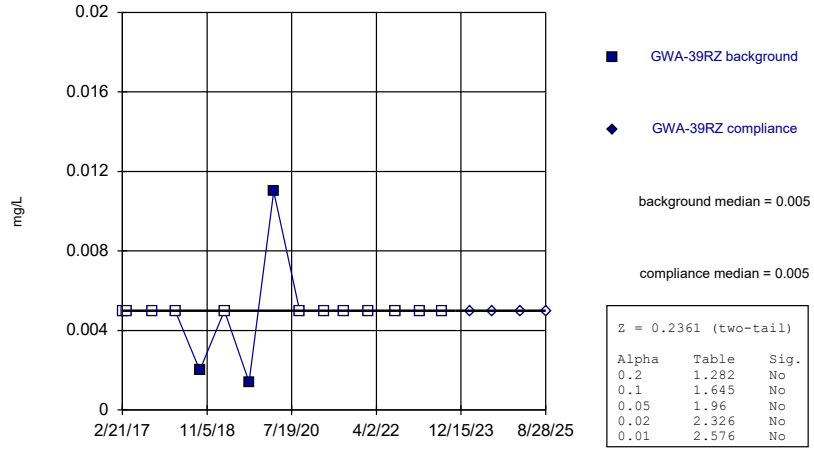

Z = 0.2361 (two-tail)

Alpha	Table	Sig.
0.2	1.282	No
0.1	1.645	No
0.05	1.96	No
0.02	2.326	No
0.01	2.576	No

Constituent: Copper Analysis Run 4/27/2026 2:17 PM View: Appendix I Mann-Whitney
Plant Bowen Client: Southern Company Data: Bowen 1, 2, 9, & 10

Sanitas™ v.10.1.06d Software licensed to Groundwater Stats Consulting. UG
Hollow symbols indicate censored values.

Mann-Whitney (Wilcoxon Rank Sum)

GWA-39Z (bg)

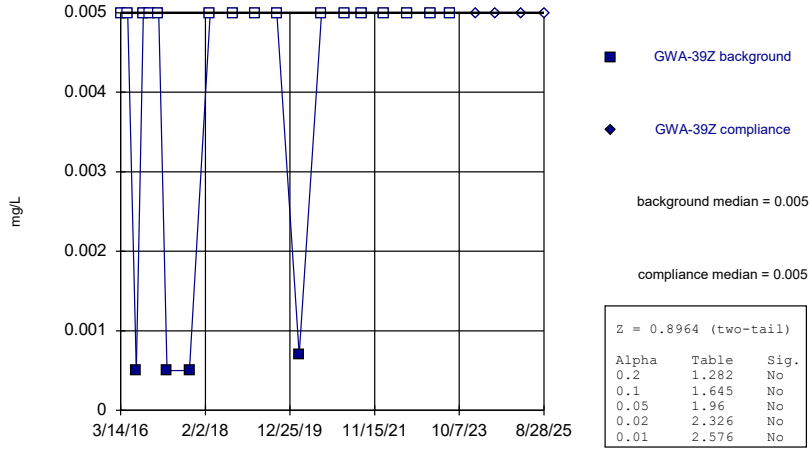

background median = 0.005

compliance median = 0.005

Z = 0.8964 (two-tail)

Alpha	Table	Sig.
0.2	1.282	No
0.1	1.645	No
0.05	1.96	No
0.02	2.326	No
0.01	2.576	No

Constituent: Copper Analysis Run 4/27/2026 2:17 PM View: Appendix I Mann-Whitney
Plant Bowen Client: Southern Company Data: Bowen 1, 2, 9, & 10

Sanitas™ v.10.1.06d Software licensed to Groundwater Stats Consulting. UG
Hollow symbols indicate censored values.

Mann-Whitney (Wilcoxon Rank Sum)

GWA-40 (bg)

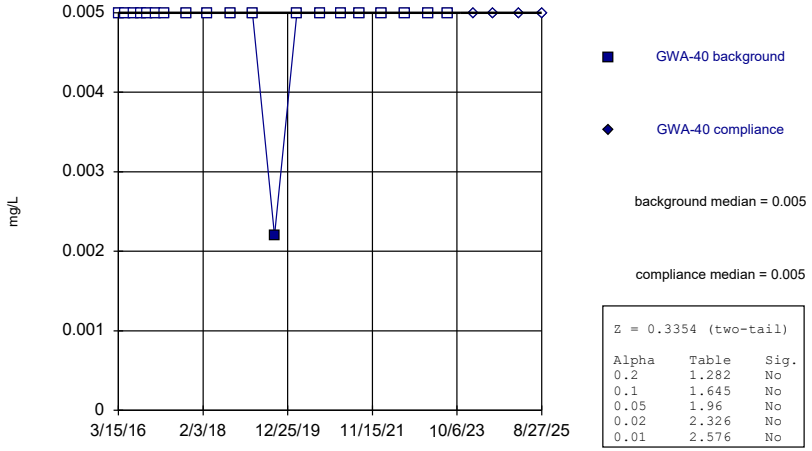

background median = 0.005

compliance median = 0.005

Z = 0.3354 (two-tail)

Alpha	Table	Sig.
0.2	1.282	No
0.1	1.645	No
0.05	1.96	No
0.02	2.326	No
0.01	2.576	No

Constituent: Copper Analysis Run 4/27/2026 2:17 PM View: Appendix I Mann-Whitney
Plant Bowen Client: Southern Company Data: Bowen 1, 2, 9, & 10

Sanitas™ v.10.1.06d Software licensed to Groundwater Stats Consulting. UG
Hollow symbols indicate censored values.

Mann-Whitney (Wilcoxon Rank Sum)

GWA-41 (bg)

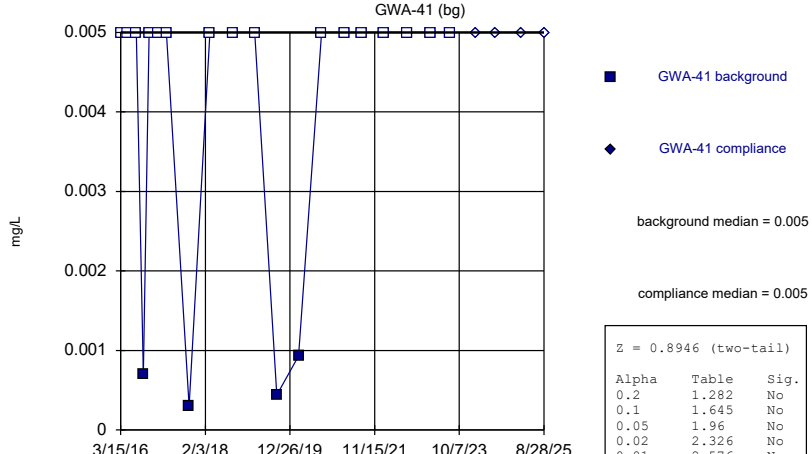

background median = 0.005

compliance median = 0.005

Z = 0.8946 (two-tail)

Alpha	Table	Sig.
0.2	1.282	No
0.1	1.645	No
0.05	1.96	No
0.02	2.326	No
0.01	2.576	No

Constituent: Copper Analysis Run 4/27/2026 2:17 PM View: Appendix I Mann-Whitney
Plant Bowen Client: Southern Company Data: Bowen 1, 2, 9, & 10

Sanitas™ v.10.1.06d Software licensed to Groundwater Stats Consulting. UG
Hollow symbols indicate censored values.

Mann-Whitney (Wilcoxon Rank Sum)

GWA-41R (bg)

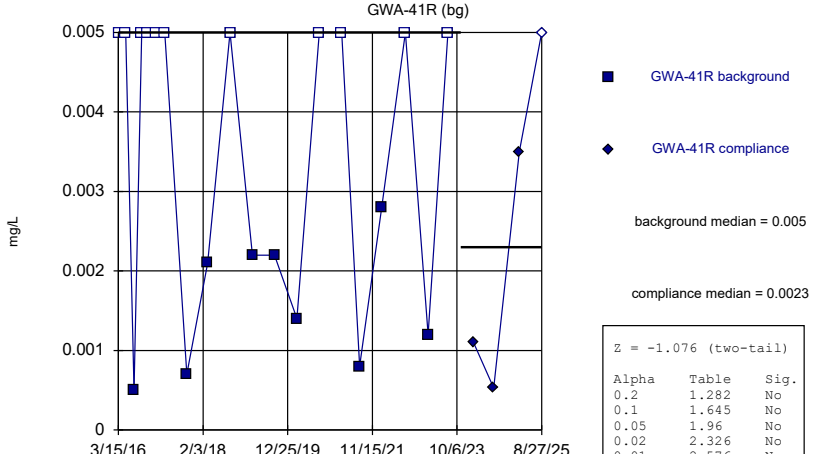

background median = 0.005

compliance median = 0.0023

Z = -1.076 (two-tail)

Alpha	Table	Sig.
0.2	1.282	No
0.1	1.645	No
0.05	1.96	No
0.02	2.326	No
0.01	2.576	No

Constituent: Copper Analysis Run 4/27/2026 2:17 PM View: Appendix I Mann-Whitney
Plant Bowen Client: Southern Company Data: Bowen 1, 2, 9, & 10

Sanitas™ v.10.1.06d Software licensed to Groundwater Stats Consulting. UG
Hollow symbols indicate censored values.

Mann-Whitney (Wilcoxon Rank Sum)

GWA-42 (bg)

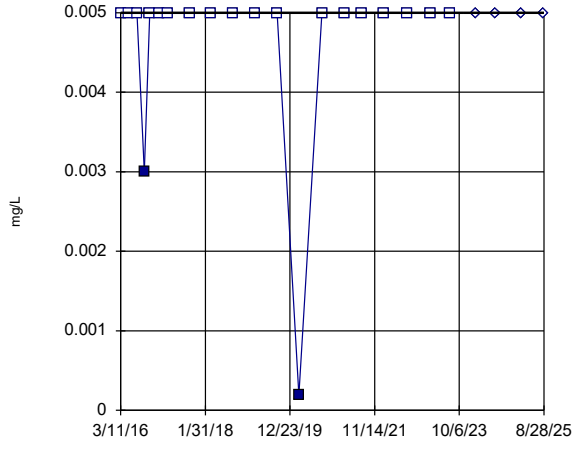

GWA-42 background

GWA-42 compliance

background median = 0.005

compliance median = 0.005

Z = 0.5653 (two-tail)

Alpha	Table	Sig.
0.2	1.282	No
0.1	1.645	No
0.05	1.96	No
0.02	2.326	No
0.01	2.576	No

Constituent: Copper Analysis Run 4/27/2026 2:17 PM View: Appendix I Mann-Whitney
Plant Bowen Client: Southern Company Data: Bowen 1, 2, 9, & 10

Sanitas™ v.10.1.06d Software licensed to Groundwater Stats Consulting. UG
Hollow symbols indicate censored values.

Mann-Whitney (Wilcoxon Rank Sum)

GWA-43 (bg)

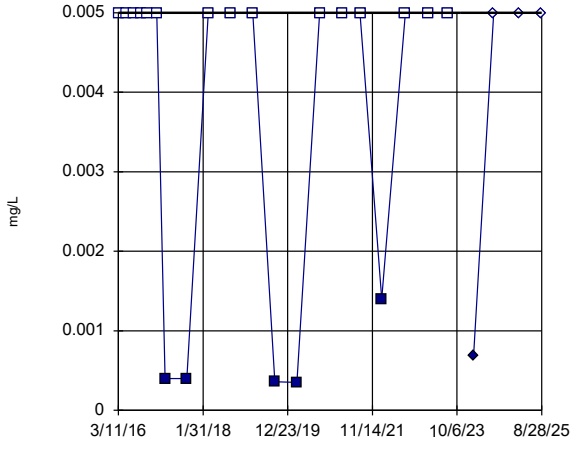

GWA-43 background

GWA-43 compliance

background median = 0.005

compliance median = 0.005

Z = 0.1019 (two-tail)

Alpha	Table	Sig.
0.2	1.282	No
0.1	1.645	No
0.05	1.96	No
0.02	2.326	No
0.01	2.576	No

Constituent: Copper Analysis Run 4/27/2026 2:17 PM View: Appendix I Mann-Whitney
Plant Bowen Client: Southern Company Data: Bowen 1, 2, 9, & 10

Sanitas™ v.10.1.06d Software licensed to Groundwater Stats Consulting. UG
Hollow symbols indicate censored values.

Mann-Whitney (Wilcoxon Rank Sum)

GWA-43R (bg)

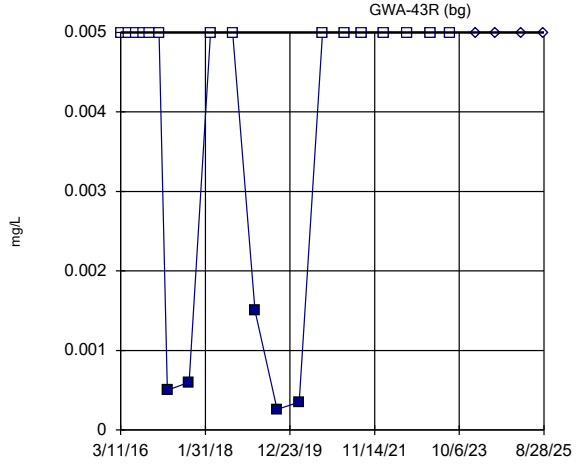

GWA-43R background

GWA-43R compliance

background median = 0.005

compliance median = 0.005

Z = 1.036 (two-tail)

Alpha	Table	Sig.
0.2	1.282	No
0.1	1.645	No
0.05	1.96	No
0.02	2.326	No
0.01	2.576	No

Constituent: Copper Analysis Run 4/27/2026 2:17 PM View: Appendix I Mann-Whitney
Plant Bowen Client: Southern Company Data: Bowen 1, 2, 9, & 10

Sanitas™ v.10.1.06d Software licensed to Groundwater Stats Consulting. UG
Hollow symbols indicate censored values.

Mann-Whitney (Wilcoxon Rank Sum)

GWA-50 (bg)

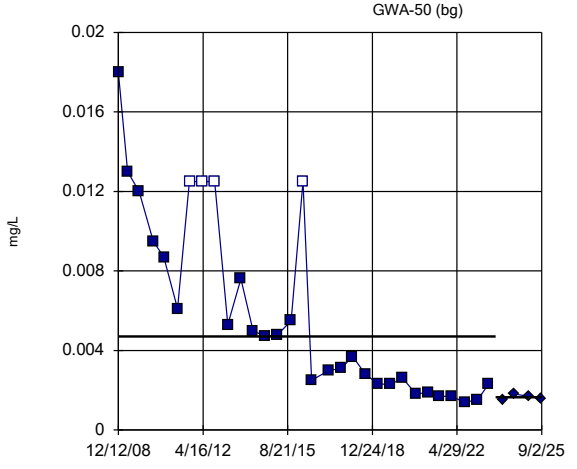

GWA-50 background

GWA-50 compliance

background median = 0.0047

compliance median = 0.00165

Z = -2.674 (two-tail)

Alpha	Table	Sig.
0.2	1.282	Yes
0.1	1.645	Yes
0.05	1.96	Yes
0.02	2.326	Yes
0.01	2.576	Yes

Constituent: Copper Analysis Run 4/27/2026 2:17 PM View: Appendix I Mann-Whitney
Plant Bowen Client: Southern Company Data: Bowen 1, 2, 9, & 10

Sanitas™ v.10.1.06d Software licensed to Groundwater Stats Consulting. UG

Mann-Whitney (Wilcoxon Rank Sum)

GWA-50R (bg)

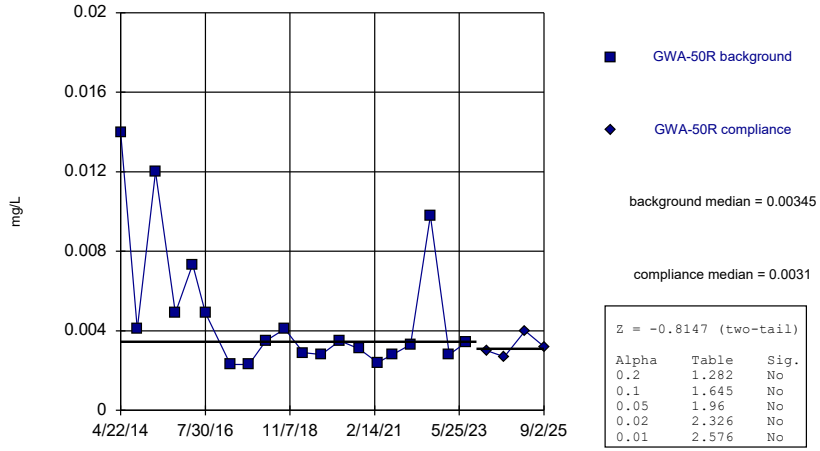

Z = -0.8147 (two-tail)

Alpha	Table	Sig.
0.2	1.282	No
0.1	1.645	No
0.05	1.96	No
0.02	2.326	No
0.01	2.576	No

Constituent: Copper Analysis Run 4/27/2026 2:17 PM View: Appendix I Mann-Whitney
Plant Bowen Client: Southern Company Data: Bowen 1, 2, 9, & 10

Sanitas™ v.10.1.06d Software licensed to Groundwater Stats Consulting. UG

Mann-Whitney (Wilcoxon Rank Sum)

GWC-5

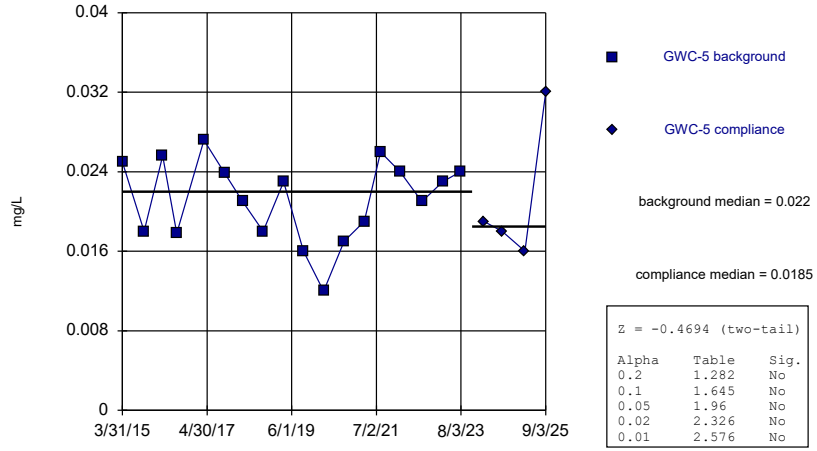

Z = -0.4694 (two-tail)

Alpha	Table	Sig.
0.2	1.282	No
0.1	1.645	No
0.05	1.96	No
0.02	2.326	No
0.01	2.576	No

Constituent: Copper Analysis Run 4/27/2026 2:17 PM View: Appendix I Mann-Whitney
Plant Bowen Client: Southern Company Data: Bowen 1, 2, 9, & 10

Sanitas™ v.10.1.06d Software licensed to Groundwater Stats Consulting. UG
Hollow symbols indicate censored values.

Mann-Whitney (Wilcoxon Rank Sum)

GWC-6

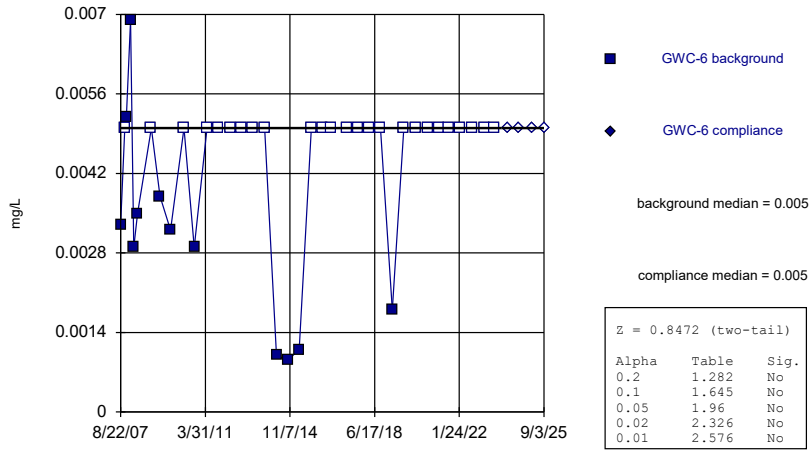

Z = 0.8472 (two-tail)

Alpha	Table	Sig.
0.2	1.282	No
0.1	1.645	No
0.05	1.96	No
0.02	2.326	No
0.01	2.576	No

Constituent: Copper Analysis Run 4/27/2026 2:17 PM View: Appendix I Mann-Whitney
Plant Bowen Client: Southern Company Data: Bowen 1, 2, 9, & 10

Sanitas™ v.10.1.06d Software licensed to Groundwater Stats Consulting. UG
Hollow symbols indicate censored values.

Mann-Whitney (Wilcoxon Rank Sum)

GWC-6RZ

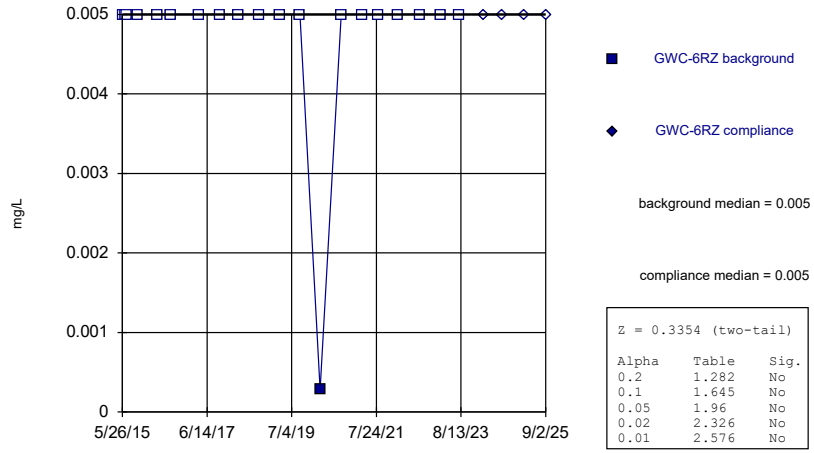

Z = 0.3354 (two-tail)

Alpha	Table	Sig.
0.2	1.282	No
0.1	1.645	No
0.05	1.96	No
0.02	2.326	No
0.01	2.576	No

Constituent: Copper Analysis Run 4/27/2026 2:17 PM View: Appendix I Mann-Whitney
Plant Bowen Client: Southern Company Data: Bowen 1, 2, 9, & 10

Sanitas™ v.10.1.06d Software licensed to Groundwater Stats Consulting. UG
Hollow symbols indicate censored values.

Mann-Whitney (Wilcoxon Rank Sum)

GWC-7Z

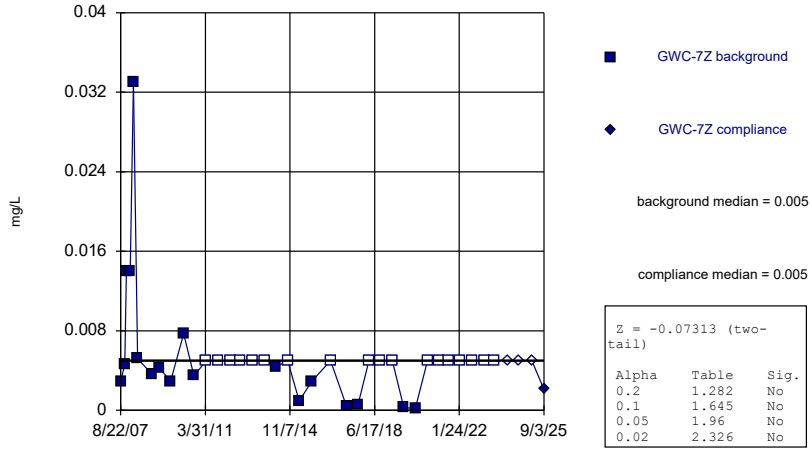

Z = -0.07313 (two-tail)

Alpha	Table	Sig.
0.2	1.282	No
0.1	1.645	No
0.05	1.96	No
0.02	2.326	No

Constituent: Copper Analysis Run 4/27/2026 2:17 PM View: Appendix I Mann-Whitney
Plant Bowen Client: Southern Company Data: Bowen 1, 2, 9, & 10

Sanitas™ v.10.1.06d Software licensed to Groundwater Stats Consulting. UG
Hollow symbols indicate censored values.

Mann-Whitney (Wilcoxon Rank Sum)

GWC-8RR

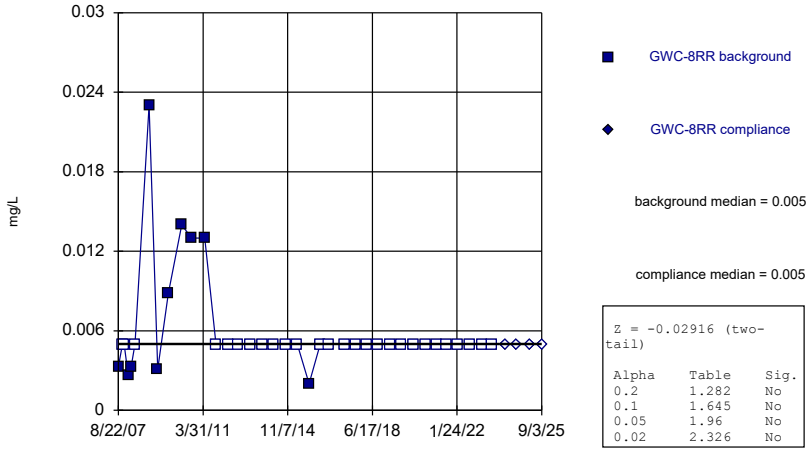

Z = -0.02916 (two-tail)

Alpha	Table	Sig.
0.2	1.282	No
0.1	1.645	No
0.05	1.96	No
0.02	2.326	No

Constituent: Copper Analysis Run 4/27/2026 2:18 PM View: Appendix I Mann-Whitney
Plant Bowen Client: Southern Company Data: Bowen 1, 2, 9, & 10

Sanitas™ v.10.1.06d Software licensed to Groundwater Stats Consulting. UG
Hollow symbols indicate censored values.

Mann-Whitney (Wilcoxon Rank Sum)

GWC-8Z

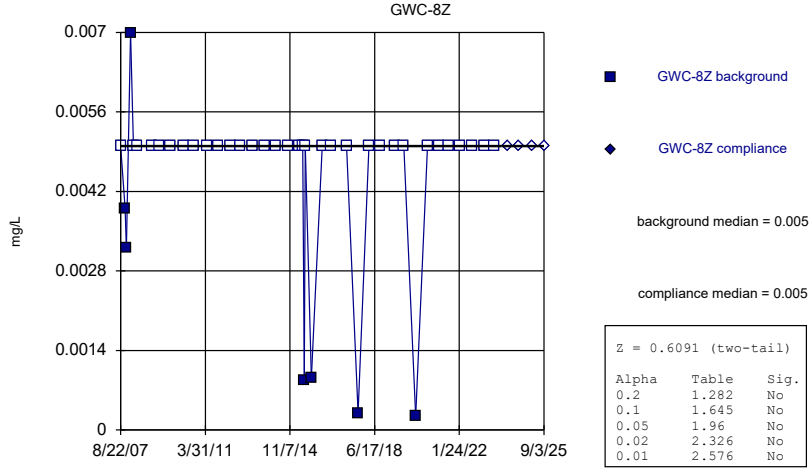

Z = 0.6091 (two-tail)

Alpha	Table	Sig.
0.2	1.282	No
0.1	1.645	No
0.05	1.96	No
0.02	2.326	No
0.01	2.576	No

Constituent: Copper Analysis Run 4/27/2026 2:18 PM View: Appendix I Mann-Whitney
Plant Bowen Client: Southern Company Data: Bowen 1, 2, 9, & 10

Sanitas™ v.10.1.06d Software licensed to Groundwater Stats Consulting. UG
Hollow symbols indicate censored values.

Mann-Whitney (Wilcoxon Rank Sum)

GWC-9

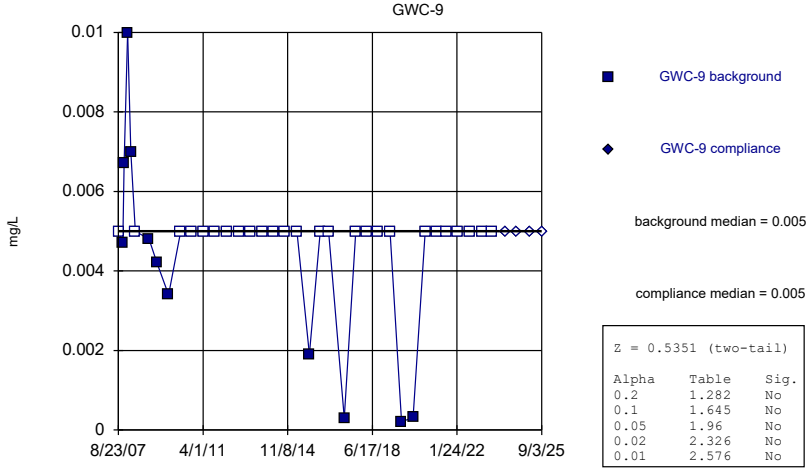

Z = 0.5351 (two-tail)

Alpha	Table	Sig.
0.2	1.282	No
0.1	1.645	No
0.05	1.96	No
0.02	2.326	No
0.01	2.576	No

Constituent: Copper Analysis Run 4/27/2026 2:18 PM View: Appendix I Mann-Whitney
Plant Bowen Client: Southern Company Data: Bowen 1, 2, 9, & 10

Sanitas™ v.10.1.06d Software licensed to Groundwater Stats Consulting. UG
Hollow symbols indicate censored values.

Mann-Whitney (Wilcoxon Rank Sum)

GWC-10

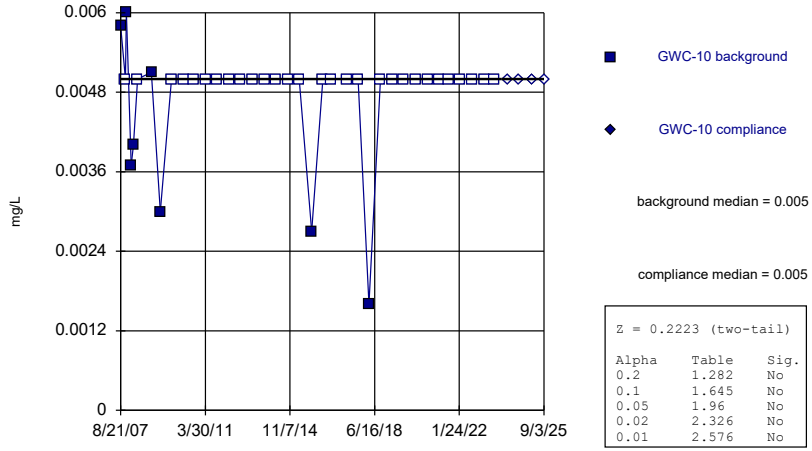

Z = 0.2223 (two-tail)

Alpha	Table	Sig.
0.2	1.282	No
0.1	1.645	No
0.05	1.96	No
0.02	2.326	No
0.01	2.576	No

Constituent: Copper Analysis Run 4/27/2026 2:18 PM View: Appendix I Mann-Whitney
Plant Bowen Client: Southern Company Data: Bowen 1, 2, 9, & 10

Sanitas™ v.10.1.06d Software licensed to Groundwater Stats Consulting. UG
Hollow symbols indicate censored values.

Mann-Whitney (Wilcoxon Rank Sum)

GWC-10R

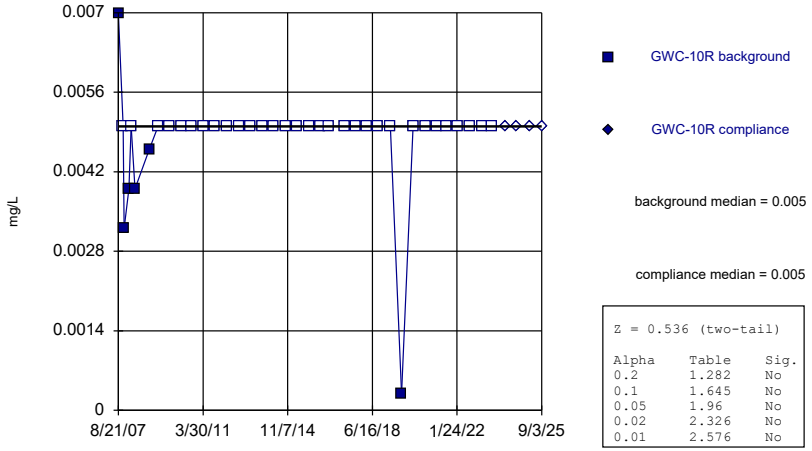

Z = 0.536 (two-tail)

Alpha	Table	Sig.
0.2	1.282	No
0.1	1.645	No
0.05	1.96	No
0.02	2.326	No
0.01	2.576	No

Constituent: Copper Analysis Run 4/27/2026 2:18 PM View: Appendix I Mann-Whitney
Plant Bowen Client: Southern Company Data: Bowen 1, 2, 9, & 10

Sanitas™ v.10.1.06d Software licensed to Groundwater Stats Consulting. UG
Hollow symbols indicate censored values.

Mann-Whitney (Wilcoxon Rank Sum)

GWC-11

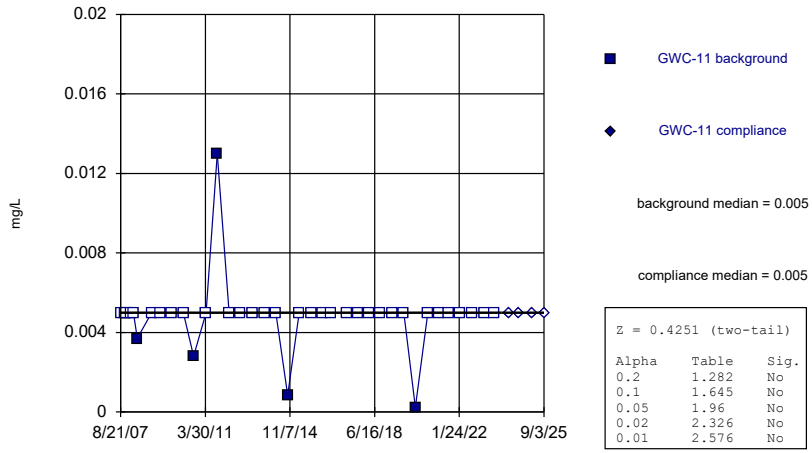

Z = 0.4251 (two-tail)

Alpha	Table	Sig.
0.2	1.282	No
0.1	1.645	No
0.05	1.96	No
0.02	2.326	No
0.01	2.576	No

Constituent: Copper Analysis Run 4/27/2026 2:18 PM View: Appendix I Mann-Whitney
Plant Bowen Client: Southern Company Data: Bowen 1, 2, 9, & 10

Sanitas™ v.10.1.06d Software licensed to Groundwater Stats Consulting. UG
Hollow symbols indicate censored values.

Mann-Whitney (Wilcoxon Rank Sum)

GWC-11R

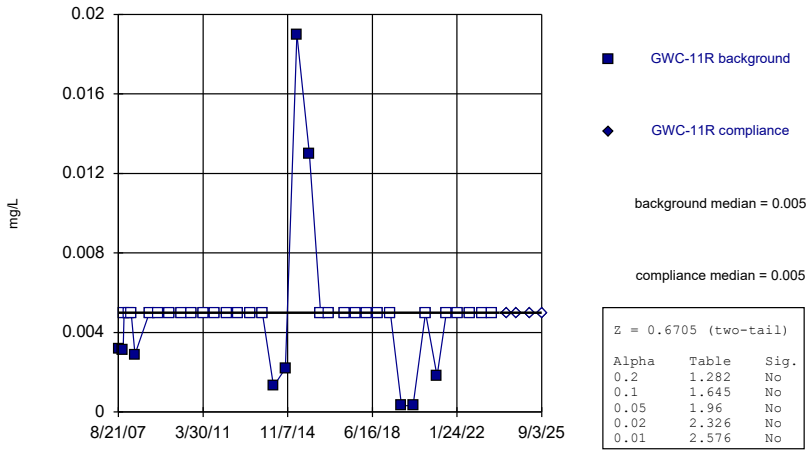

Z = 0.6705 (two-tail)

Alpha	Table	Sig.
0.2	1.282	No
0.1	1.645	No
0.05	1.96	No
0.02	2.326	No
0.01	2.576	No

Constituent: Copper Analysis Run 4/27/2026 2:18 PM View: Appendix I Mann-Whitney
Plant Bowen Client: Southern Company Data: Bowen 1, 2, 9, & 10

Sanitas™ v.10.1.06d Software licensed to Groundwater Stats Consulting. UG
Hollow symbols indicate censored values.

Mann-Whitney (Wilcoxon Rank Sum)

GWC-12

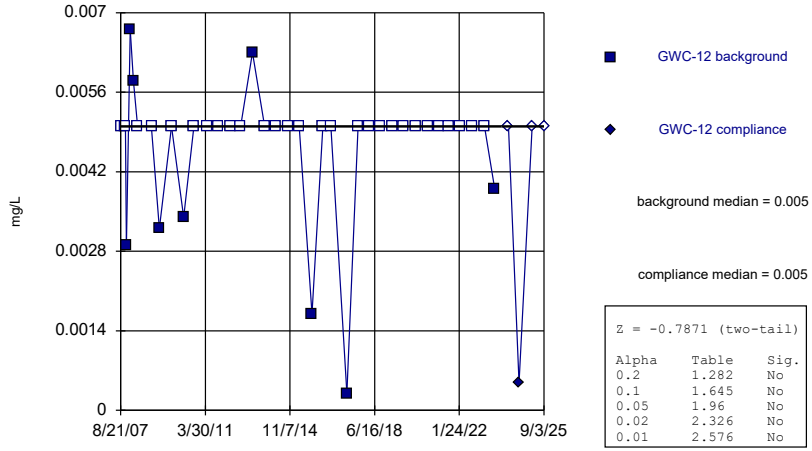

Z = -0.7871 (two-tail)

Alpha	Table	Sig.
0.2	1.282	No
0.1	1.645	No
0.05	1.96	No
0.02	2.326	No
0.01	2.576	No

Constituent: Copper Analysis Run 4/27/2026 2:18 PM View: Appendix I Mann-Whitney
Plant Bowen Client: Southern Company Data: Bowen 1, 2, 9, & 10

Sanitas™ v.10.1.06d Software licensed to Groundwater Stats Consulting. UG
Hollow symbols indicate censored values.

Mann-Whitney (Wilcoxon Rank Sum)

GWC-13

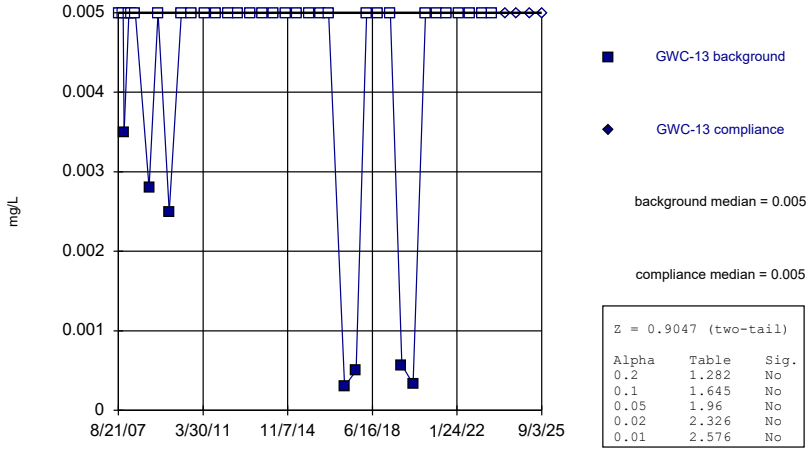

Z = 0.9047 (two-tail)

Alpha	Table	Sig.
0.2	1.282	No
0.1	1.645	No
0.05	1.96	No
0.02	2.326	No
0.01	2.576	No

Constituent: Copper Analysis Run 4/27/2026 2:18 PM View: Appendix I Mann-Whitney
Plant Bowen Client: Southern Company Data: Bowen 1, 2, 9, & 10

Sanitas™ v.10.1.06d Software licensed to Groundwater Stats Consulting. UG
Hollow symbols indicate censored values.

Mann-Whitney (Wilcoxon Rank Sum)

GWC-13RZ

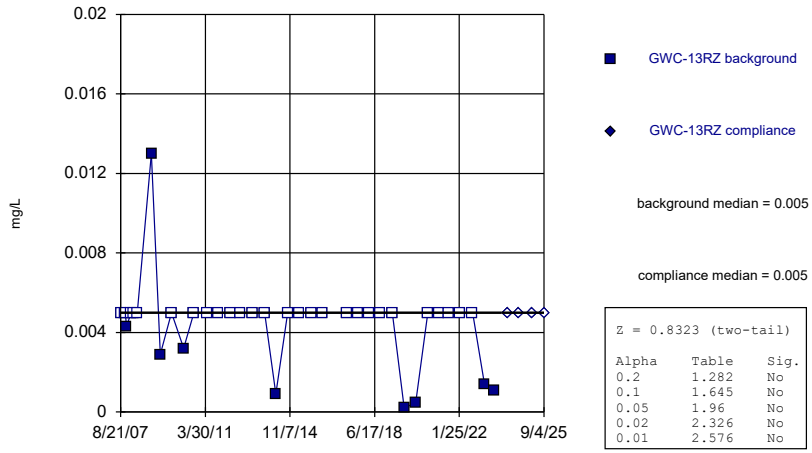

Z = 0.8323 (two-tail)

Alpha	Table	Sig.
0.2	1.282	No
0.1	1.645	No
0.05	1.96	No
0.02	2.326	No
0.01	2.576	No

Constituent: Copper Analysis Run 4/27/2026 2:18 PM View: Appendix I Mann-Whitney
Plant Bowen Client: Southern Company Data: Bowen 1, 2, 9, & 10

Sanitas™ v.10.1.06d Software licensed to Groundwater Stats Consulting. UG
Hollow symbols indicate censored values.

Mann-Whitney (Wilcoxon Rank Sum)

GWC-14Z

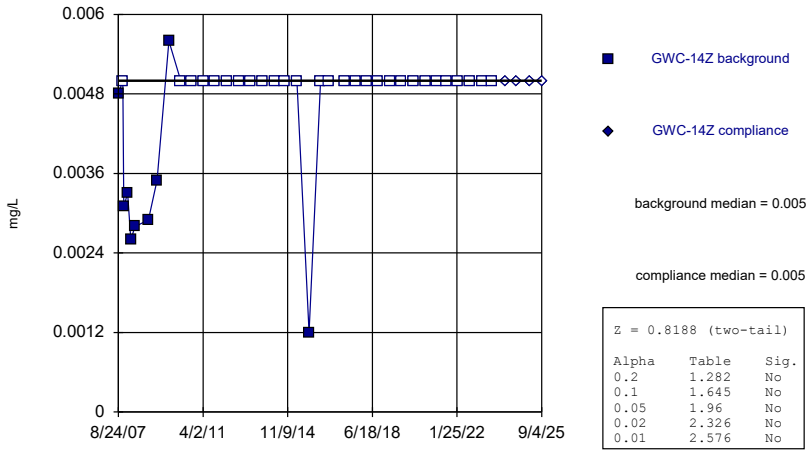

Z = 0.8188 (two-tail)

Alpha	Table	Sig.
0.2	1.282	No
0.1	1.645	No
0.05	1.96	No
0.02	2.326	No
0.01	2.576	No

Constituent: Copper Analysis Run 4/27/2026 2:18 PM View: Appendix I Mann-Whitney
Plant Bowen Client: Southern Company Data: Bowen 1, 2, 9, & 10

Sanitas™ v.10.1.06d Software licensed to Groundwater Stats Consulting. UG
Hollow symbols indicate censored values.

Mann-Whitney (Wilcoxon Rank Sum)

GWC-15R

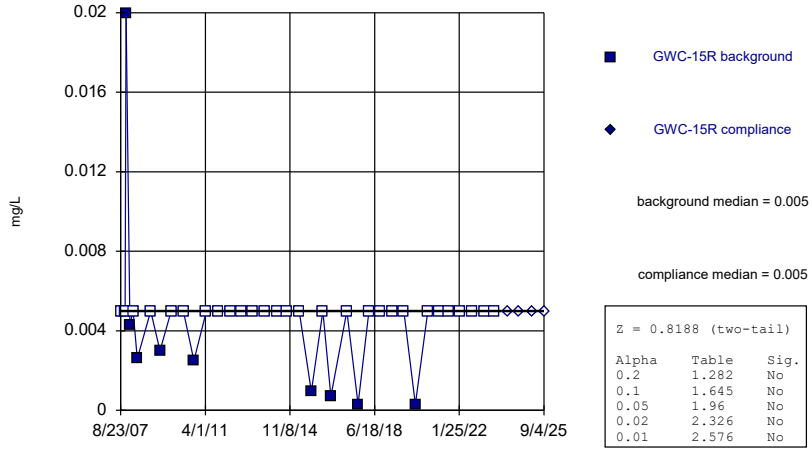

Z = 0.8188 (two-tail)

Alpha	Table	Sig.
0.2	1.282	No
0.1	1.645	No
0.05	1.96	No
0.02	2.326	No
0.01	2.576	No

Constituent: Copper Analysis Run 4/27/2026 2:18 PM View: Appendix I Mann-Whitney
Plant Bowen Client: Southern Company Data: Bowen 1, 2, 9, & 10

Sanitas™ v.10.1.06d Software licensed to Groundwater Stats Consulting. UG
Hollow symbols indicate censored values.

Mann-Whitney (Wilcoxon Rank Sum)

GWC-15Z

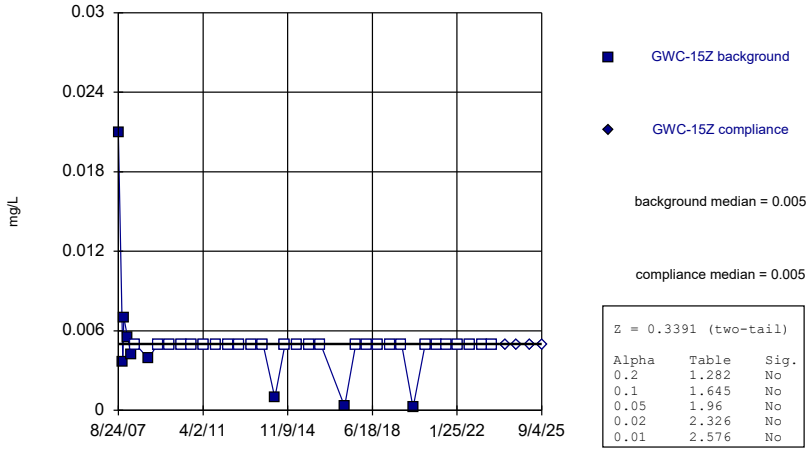

Z = 0.3391 (two-tail)

Alpha	Table	Sig.
0.2	1.282	No
0.1	1.645	No
0.05	1.96	No
0.02	2.326	No
0.01	2.576	No

Constituent: Copper Analysis Run 4/27/2026 2:18 PM View: Appendix I Mann-Whitney
Plant Bowen Client: Southern Company Data: Bowen 1, 2, 9, & 10

Sanitas™ v.10.1.06d Software licensed to Groundwater Stats Consulting. UG
Hollow symbols indicate censored values.

Mann-Whitney (Wilcoxon Rank Sum)

GWC-44

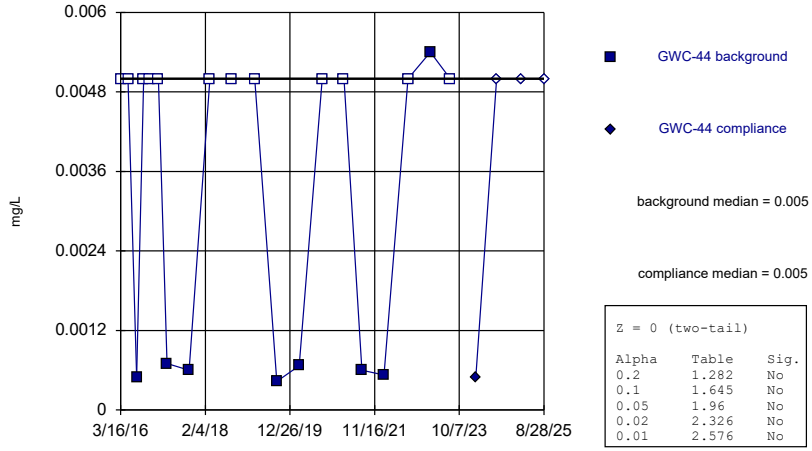

Z = 0 (two-tail)

Alpha	Table	Sig.
0.2	1.282	No
0.1	1.645	No
0.05	1.96	No
0.02	2.326	No
0.01	2.576	No

Constituent: Copper Analysis Run 4/27/2026 2:18 PM View: Appendix I Mann-Whitney
Plant Bowen Client: Southern Company Data: Bowen 1, 2, 9, & 10

Sanitas™ v.10.1.06d Software licensed to Groundwater Stats Consulting. UG
Hollow symbols indicate censored values.

Mann-Whitney (Wilcoxon Rank Sum)

GWC-45

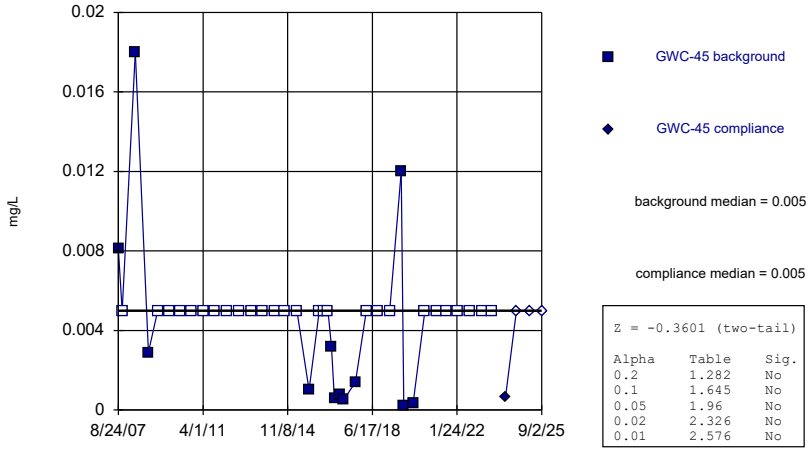

Z = -0.3601 (two-tail)

Alpha	Table	Sig.
0.2	1.282	No
0.1	1.645	No
0.05	1.96	No
0.02	2.326	No
0.01	2.576	No

Constituent: Copper Analysis Run 4/27/2026 2:18 PM View: Appendix I Mann-Whitney
Plant Bowen Client: Southern Company Data: Bowen 1, 2, 9, & 10

Sanitas™ v.10.1.06d Software licensed to Groundwater Stats Consulting. UG
Hollow symbols indicate censored values.

Mann-Whitney (Wilcoxon Rank Sum)

GWC-45R

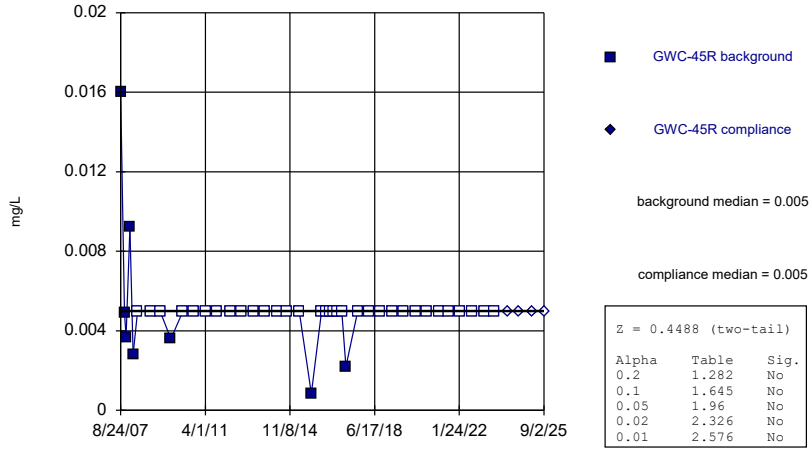

Z = 0.4488 (two-tail)

Alpha	Table	Sig.
0.2	1.282	No
0.1	1.645	No
0.05	1.96	No
0.02	2.326	No
0.01	2.576	No

Constituent: Copper Analysis Run 4/27/2026 2:18 PM View: Appendix I Mann-Whitney
Plant Bowen Client: Southern Company Data: Bowen 1, 2, 9, & 10

Sanitas™ v.10.1.06d Software licensed to Groundwater Stats Consulting. UG
Hollow symbols indicate censored values.

Mann-Whitney (Wilcoxon Rank Sum)

GWC-46R

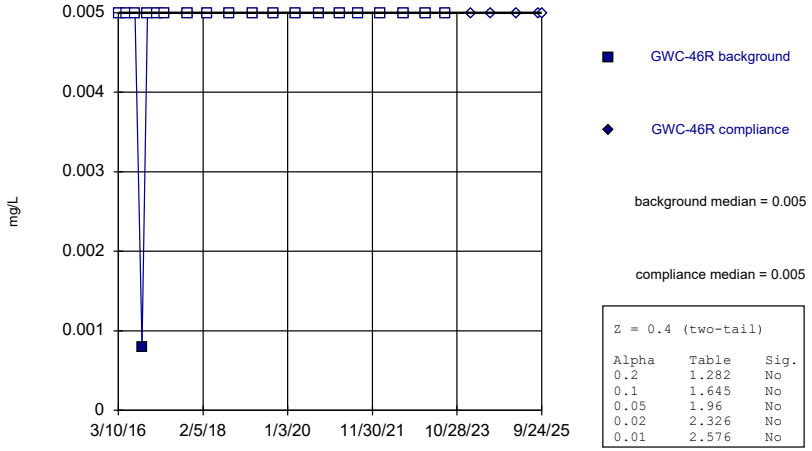

Z = 0.4 (two-tail)

Alpha	Table	Sig.
0.2	1.282	No
0.1	1.645	No
0.05	1.96	No
0.02	2.326	No
0.01	2.576	No

Constituent: Copper Analysis Run 4/27/2026 2:18 PM View: Appendix I Mann-Whitney
Plant Bowen Client: Southern Company Data: Bowen 1, 2, 9, & 10

Sanitas™ v.10.1.06d Software licensed to Groundwater Stats Consulting. UG
Hollow symbols indicate censored values.

Mann-Whitney (Wilcoxon Rank Sum)

GWC-47

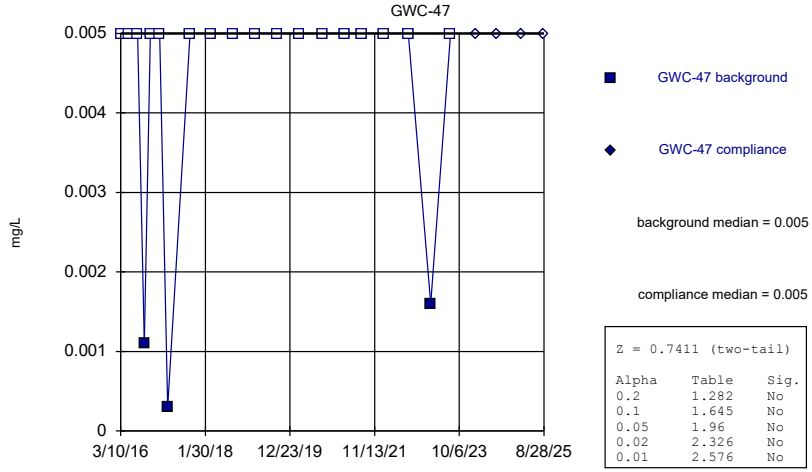

Z = 0.7411 (two-tail)

Alpha	Table	Sig.
0.2	1.282	No
0.1	1.645	No
0.05	1.96	No
0.02	2.326	No
0.01	2.576	No

Constituent: Copper Analysis Run 4/27/2026 2:18 PM View: Appendix I Mann-Whitney
Plant Bowen Client: Southern Company Data: Bowen 1, 2, 9, & 10

Sanitas™ v.10.1.06d Software licensed to Groundwater Stats Consulting. UG
Hollow symbols indicate censored values.

Mann-Whitney (Wilcoxon Rank Sum)

GWC-47R

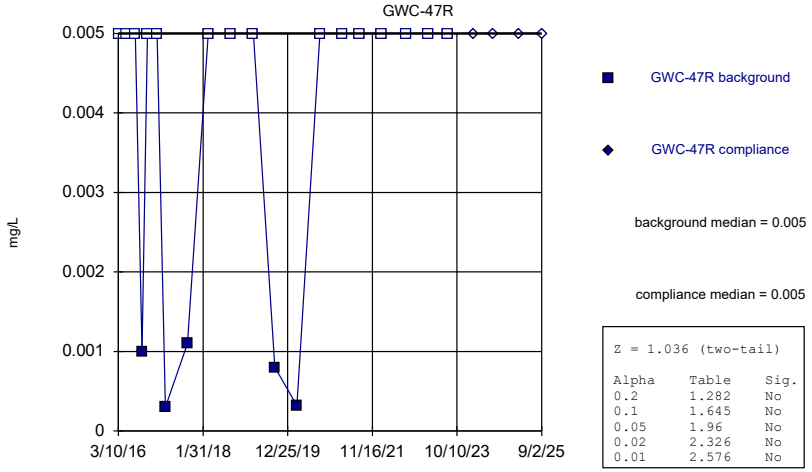

Z = 1.036 (two-tail)

Alpha	Table	Sig.
0.2	1.282	No
0.1	1.645	No
0.05	1.96	No
0.02	2.326	No
0.01	2.576	No

Constituent: Copper Analysis Run 4/27/2026 2:18 PM View: Appendix I Mann-Whitney
Plant Bowen Client: Southern Company Data: Bowen 1, 2, 9, & 10

Sanitas™ v.10.1.06d Software licensed to Groundwater Stats Consulting. UG
Hollow symbols indicate censored values.

Mann-Whitney (Wilcoxon Rank Sum)

GWC-48

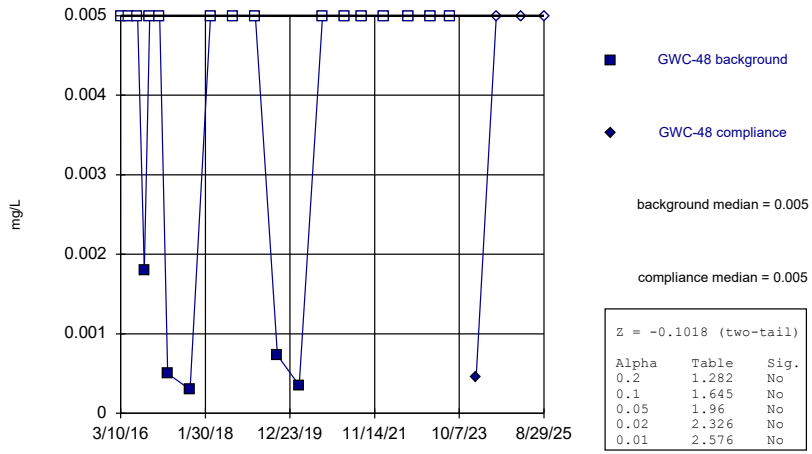

Z = -0.1018 (two-tail)

Alpha	Table	Sig.
0.2	1.282	No
0.1	1.645	No
0.05	1.96	No
0.02	2.326	No
0.01	2.576	No

Constituent: Copper Analysis Run 4/27/2026 2:18 PM View: Appendix I Mann-Whitney
Plant Bowen Client: Southern Company Data: Bowen 1, 2, 9, & 10

Sanitas™ v.10.1.06d Software licensed to Groundwater Stats Consulting. UG
Hollow symbols indicate censored values.

Mann-Whitney (Wilcoxon Rank Sum)

GWC-49Z

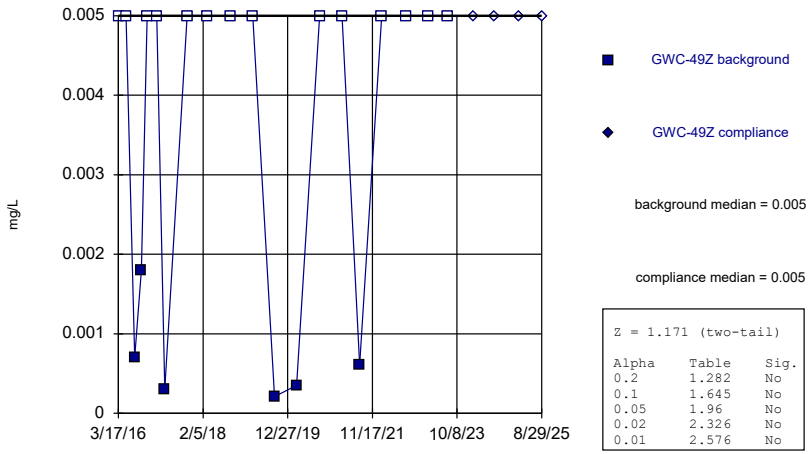

Z = 1.171 (two-tail)

Alpha	Table	Sig.
0.2	1.282	No
0.1	1.645	No
0.05	1.96	No
0.02	2.326	No
0.01	2.576	No

Constituent: Copper Analysis Run 4/27/2026 2:18 PM View: Appendix I Mann-Whitney
Plant Bowen Client: Southern Company Data: Bowen 1, 2, 9, & 10

Sanitas™ v.10.1.06d Software licensed to Groundwater Stats Consulting. UG
Hollow symbols indicate censored values.

Mann-Whitney (Wilcoxon Rank Sum)

GWA-1 (bg)

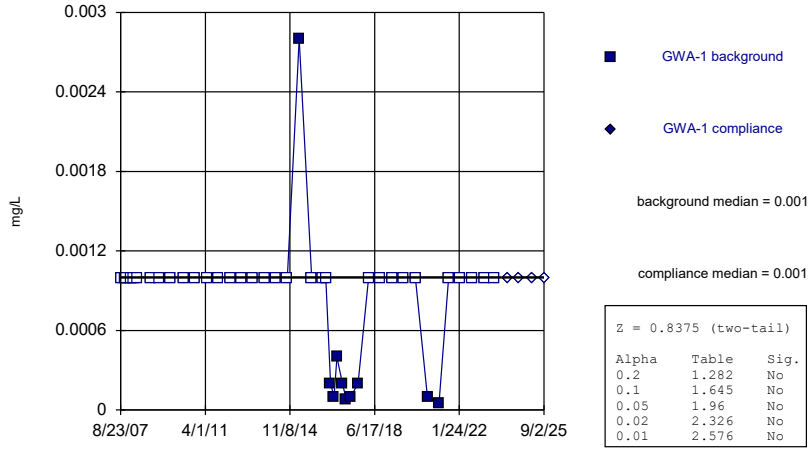

Z = 0.8375 (two-tail)

Alpha	Table	Sig.
0.2	1.282	No
0.1	1.645	No
0.05	1.96	No
0.02	2.326	No
0.01	2.576	No

Constituent: Lead Analysis Run 4/27/2026 2:18 PM View: Appendix I Mann-Whitney
Plant Bowen Client: Southern Company Data: Bowen 1, 2, 9, & 10

Sanitas™ v.10.1.06d Software licensed to Groundwater Stats Consulting. UG
Hollow symbols indicate censored values.

Mann-Whitney (Wilcoxon Rank Sum)

GWA-2 (bg)

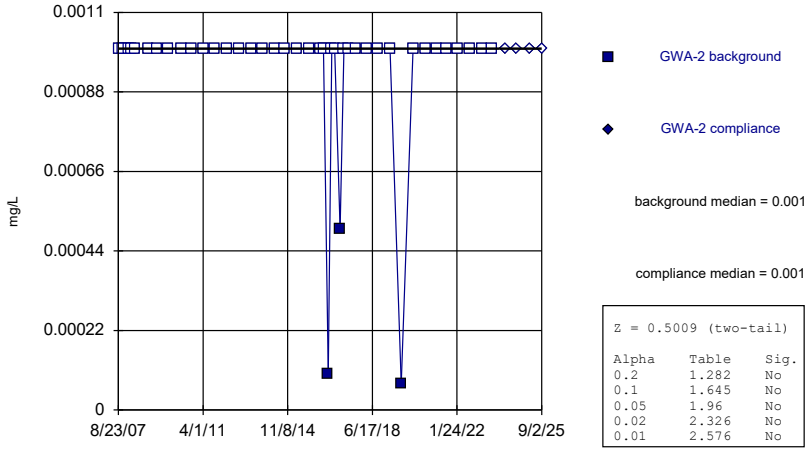

Z = 0.5009 (two-tail)

Alpha	Table	Sig.
0.2	1.282	No
0.1	1.645	No
0.05	1.96	No
0.02	2.326	No
0.01	2.576	No

Constituent: Lead Analysis Run 4/27/2026 2:18 PM View: Appendix I Mann-Whitney
Plant Bowen Client: Southern Company Data: Bowen 1, 2, 9, & 10

Sanitas™ v.10.1.06d Software licensed to Groundwater Stats Consulting. UG
Hollow symbols indicate censored values.

Mann-Whitney (Wilcoxon Rank Sum)

GWA-2R (bg)

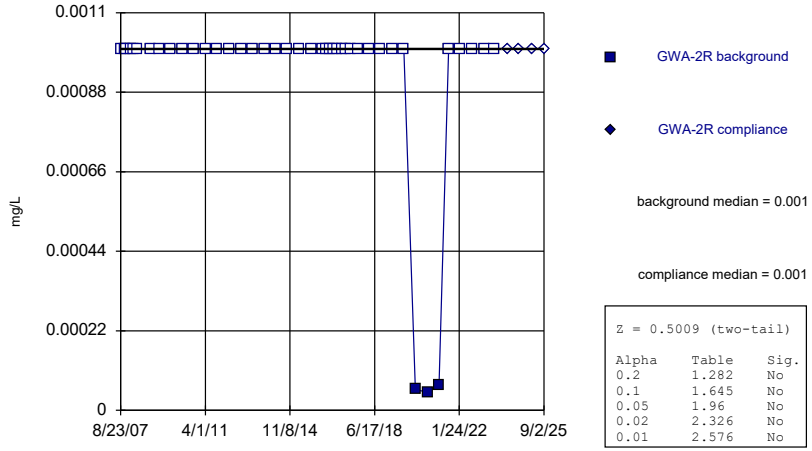

Z = 0.5009 (two-tail)

Alpha	Table	Sig.
0.2	1.282	No
0.1	1.645	No
0.05	1.96	No
0.02	2.326	No
0.01	2.576	No

Constituent: Lead Analysis Run 4/27/2026 2:18 PM View: Appendix I Mann-Whitney
Plant Bowen Client: Southern Company Data: Bowen 1, 2, 9, & 10

Sanitas™ v.10.1.06d Software licensed to Groundwater Stats Consulting. UG
Hollow symbols indicate censored values.

Mann-Whitney (Wilcoxon Rank Sum)

GWA-3A (bg)

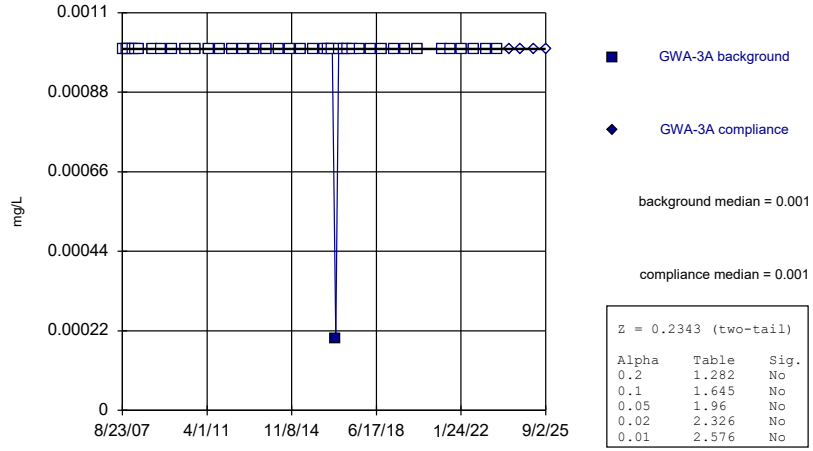

Z = 0.2343 (two-tail)

Alpha	Table	Sig.
0.2	1.282	No
0.1	1.645	No
0.05	1.96	No
0.02	2.326	No
0.01	2.576	No

Constituent: Lead Analysis Run 4/27/2026 2:18 PM View: Appendix I Mann-Whitney
Plant Bowen Client: Southern Company Data: Bowen 1, 2, 9, & 10

Sanitas™ v.10.1.06d Software licensed to Groundwater Stats Consulting. UG
Hollow symbols indicate censored values.

Mann-Whitney (Wilcoxon Rank Sum)

GWA-4RZ (bg)

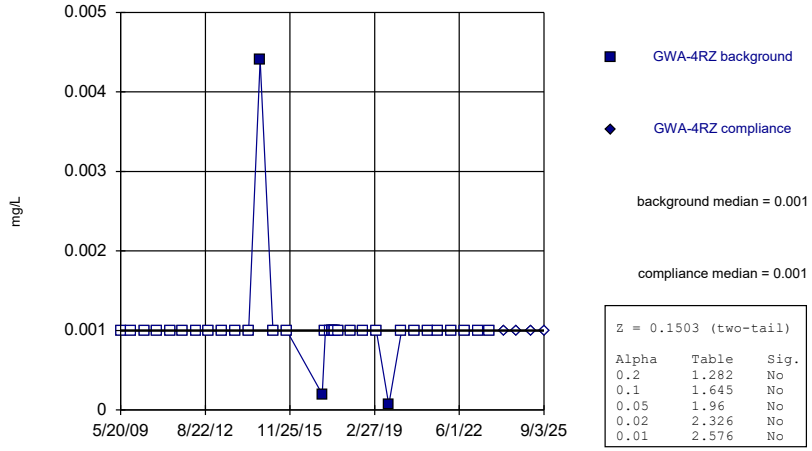

Z = 0.1503 (two-tail)

Alpha	Table	Sig.
0.2	1.282	No
0.1	1.645	No
0.05	1.96	No
0.02	2.326	No
0.01	2.576	No

Constituent: Lead Analysis Run 4/27/2026 2:18 PM View: Appendix I Mann-Whitney
Plant Bowen Client: Southern Company Data: Bowen 1, 2, 9, & 10

Sanitas™ v.10.1.06d Software licensed to Groundwater Stats Consulting. UG
Hollow symbols indicate censored values.

Mann-Whitney (Wilcoxon Rank Sum)

GWA-39RZ (bg)

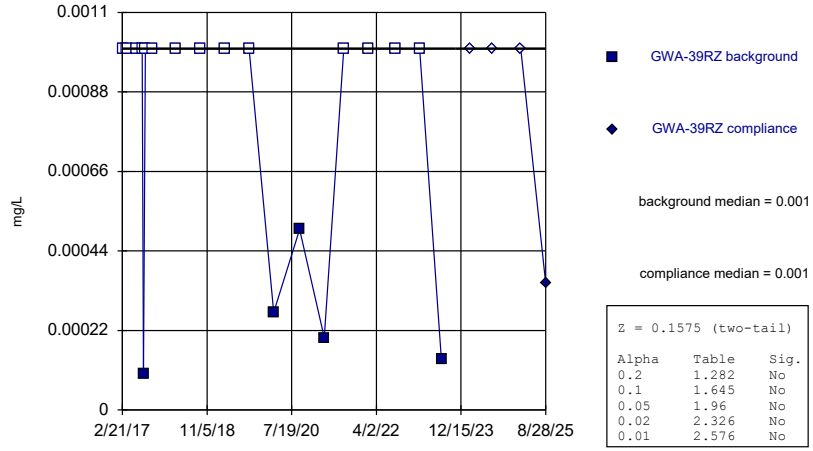

Z = 0.1575 (two-tail)

Alpha	Table	Sig.
0.2	1.282	No
0.1	1.645	No
0.05	1.96	No
0.02	2.326	No
0.01	2.576	No

Constituent: Lead Analysis Run 4/27/2026 2:18 PM View: Appendix I Mann-Whitney
Plant Bowen Client: Southern Company Data: Bowen 1, 2, 9, & 10

Sanitas™ v.10.1.06d Software licensed to Groundwater Stats Consulting. UG
Hollow symbols indicate censored values.

Mann-Whitney (Wilcoxon Rank Sum)

GWA-39Z (bg)

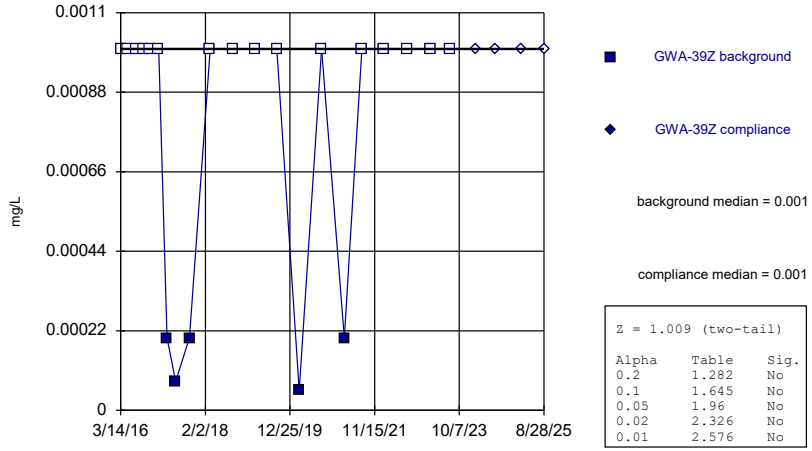

Z = 1.009 (two-tail)

Alpha	Table	Sig.
0.2	1.282	No
0.1	1.645	No
0.05	1.96	No
0.02	2.326	No
0.01	2.576	No

Constituent: Lead Analysis Run 4/27/2026 2:18 PM View: Appendix I Mann-Whitney
Plant Bowen Client: Southern Company Data: Bowen 1, 2, 9, & 10

Sanitas™ v.10.1.06d Software licensed to Groundwater Stats Consulting. UG
Hollow symbols indicate censored values.

Mann-Whitney (Wilcoxon Rank Sum)

GWA-40 (bg)

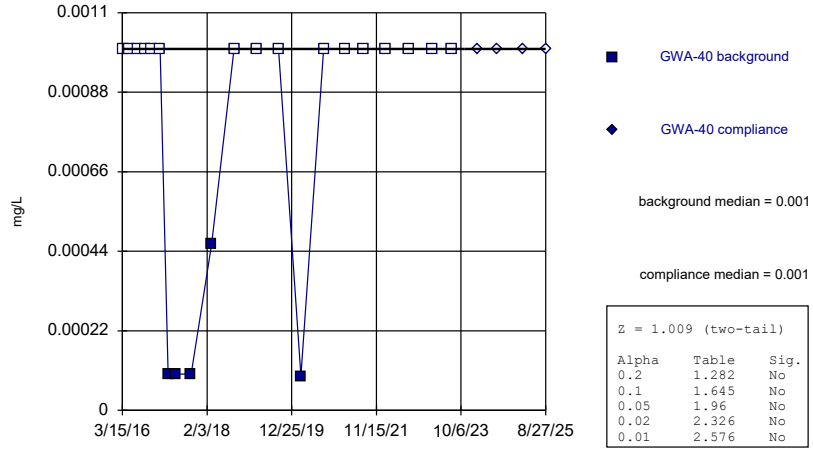

Z = 1.009 (two-tail)

Alpha	Table	Sig.
0.2	1.282	No
0.1	1.645	No
0.05	1.96	No
0.02	2.326	No
0.01	2.576	No

Constituent: Lead Analysis Run 4/27/2026 2:18 PM View: Appendix I Mann-Whitney
Plant Bowen Client: Southern Company Data: Bowen 1, 2, 9, & 10

Sanitas™ v.10.1.06d Software licensed to Groundwater Stats Consulting. UG
Hollow symbols indicate censored values.

Mann-Whitney (Wilcoxon Rank Sum)

GWA-41 (bg)

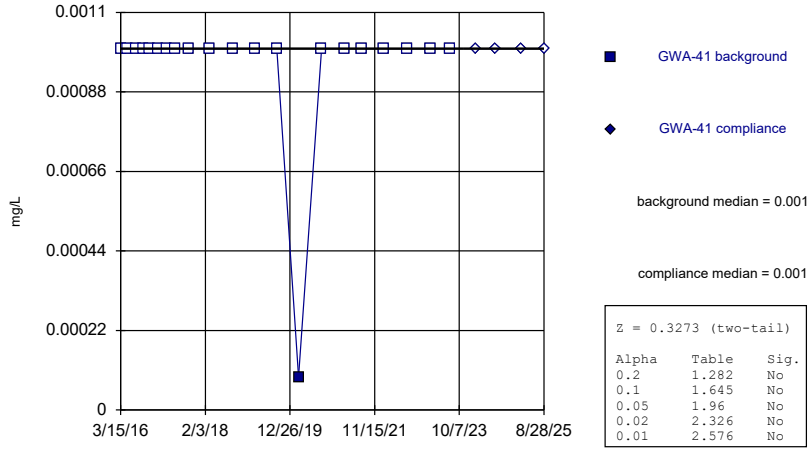

Z = 0.3273 (two-tail)

Alpha	Table	Sig.
0.2	1.282	No
0.1	1.645	No
0.05	1.96	No
0.02	2.326	No
0.01	2.576	No

Constituent: Lead Analysis Run 4/27/2026 2:18 PM View: Appendix I Mann-Whitney
Plant Bowen Client: Southern Company Data: Bowen 1, 2, 9, & 10

Sanitas™ v.10.1.06d Software licensed to Groundwater Stats Consulting. UG
Hollow symbols indicate censored values.

Mann-Whitney (Wilcoxon Rank Sum)

GWA-41R (bg)

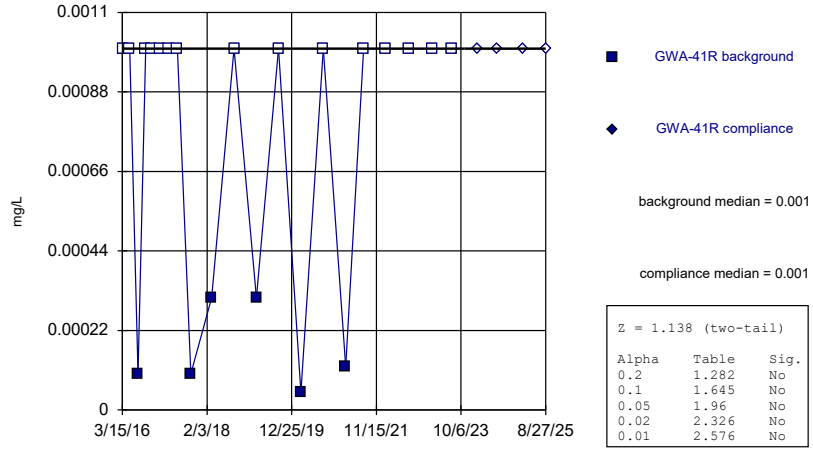

Z = 1.138 (two-tail)

Alpha	Table	Sig.
0.2	1.282	No
0.1	1.645	No
0.05	1.96	No
0.02	2.326	No
0.01	2.576	No

Constituent: Lead Analysis Run 4/27/2026 2:18 PM View: Appendix I Mann-Whitney
Plant Bowen Client: Southern Company Data: Bowen 1, 2, 9, & 10

Sanitas™ v.10.1.06d Software licensed to Groundwater Stats Consulting. UG
Hollow symbols indicate censored values.

Mann-Whitney (Wilcoxon Rank Sum)

GWA-42 (bg)

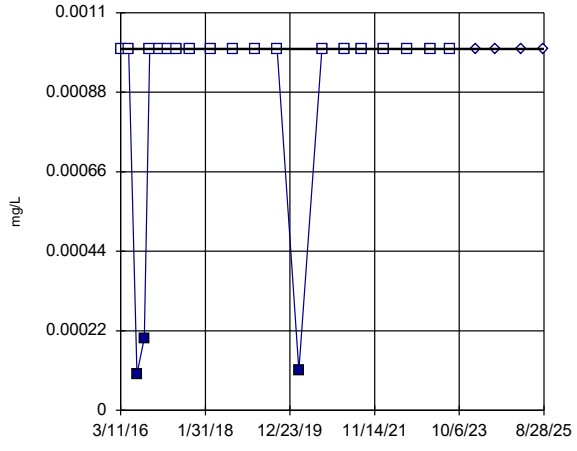

GWA-42 background

GWA-42 compliance

background median = 0.001

compliance median = 0.001

Z = 0.722 (two-tail)

Alpha	Table	Sig.
0.2	1.282	No
0.1	1.645	No
0.05	1.96	No
0.02	2.326	No
0.01	2.576	No

Constituent: Lead Analysis Run 4/27/2026 2:19 PM View: Appendix I Mann-Whitney
Plant Bowen Client: Southern Company Data: Bowen 1, 2, 9, & 10

Sanitas™ v.10.1.06d Software licensed to Groundwater Stats Consulting. UG
Hollow symbols indicate censored values.

Mann-Whitney (Wilcoxon Rank Sum)

GWA-43 (bg)

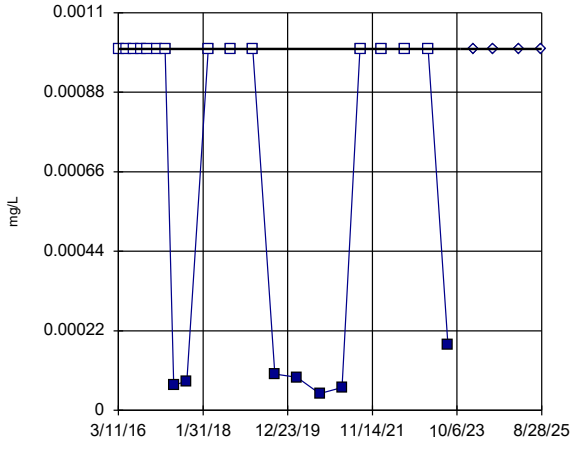

GWA-43 background

GWA-43 compliance

background median = 0.001

compliance median = 0.001

Z = 1.263 (two-tail)

Alpha	Table	Sig.
0.2	1.282	No
0.1	1.645	No
0.05	1.96	No
0.02	2.326	No
0.01	2.576	No

Constituent: Lead Analysis Run 4/27/2026 2:19 PM View: Appendix I Mann-Whitney
Plant Bowen Client: Southern Company Data: Bowen 1, 2, 9, & 10

Sanitas™ v.10.1.06d Software licensed to Groundwater Stats Consulting. UG
Hollow symbols indicate censored values.

Mann-Whitney (Wilcoxon Rank Sum)

GWA-43R (bg)

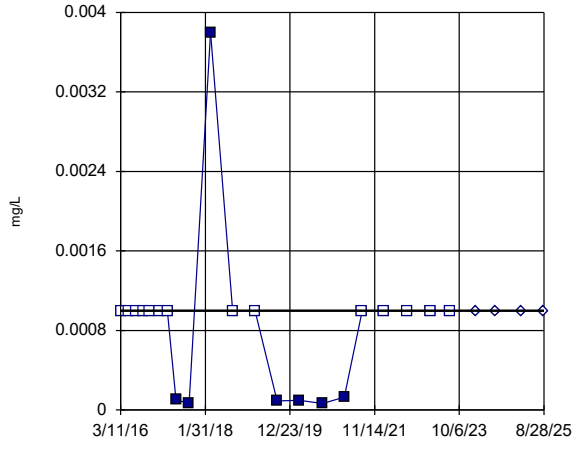

GWA-43R background

GWA-43R compliance

background median = 0.001

compliance median = 0.001

Z = 0.8891 (two-tail)

Alpha	Table	Sig.
0.2	1.282	No
0.1	1.645	No
0.05	1.96	No
0.02	2.326	No
0.01	2.576	No

Constituent: Lead Analysis Run 4/27/2026 2:19 PM View: Appendix I Mann-Whitney
Plant Bowen Client: Southern Company Data: Bowen 1, 2, 9, & 10

Sanitas™ v.10.1.06d Software licensed to Groundwater Stats Consulting. UG
Hollow symbols indicate censored values.

Mann-Whitney (Wilcoxon Rank Sum)

GWA-50 (bg)

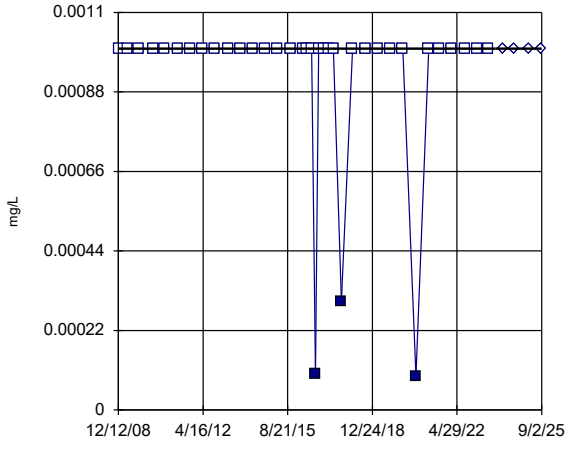

GWA-50 background

GWA-50 compliance

background median = 0.001

compliance median = 0.001

Z = 0.5429 (two-tail)

Alpha	Table	Sig.
0.2	1.282	No
0.1	1.645	No
0.05	1.96	No
0.02	2.326	No
0.01	2.576	No

Constituent: Lead Analysis Run 4/27/2026 2:19 PM View: Appendix I Mann-Whitney
Plant Bowen Client: Southern Company Data: Bowen 1, 2, 9, & 10

Sanitas™ v.10.1.06d Software licensed to Groundwater Stats Consulting. UG
Hollow symbols indicate censored values.

Mann-Whitney (Wilcoxon Rank Sum)

GWC-5

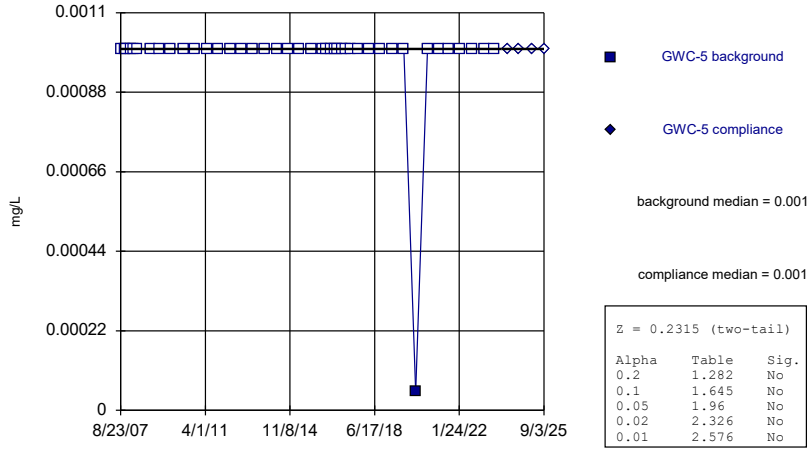

Z = 0.2315 (two-tail)

Alpha	Table	Sig.
0.2	1.282	No
0.1	1.645	No
0.05	1.96	No
0.02	2.326	No
0.01	2.576	No

Constituent: Lead Analysis Run 4/27/2026 2:19 PM View: Appendix I Mann-Whitney
Plant Bowen Client: Southern Company Data: Bowen 1, 2, 9, & 10

Sanitas™ v.10.1.06d Software licensed to Groundwater Stats Consulting. UG
Hollow symbols indicate censored values.

Mann-Whitney (Wilcoxon Rank Sum)

GWC-6

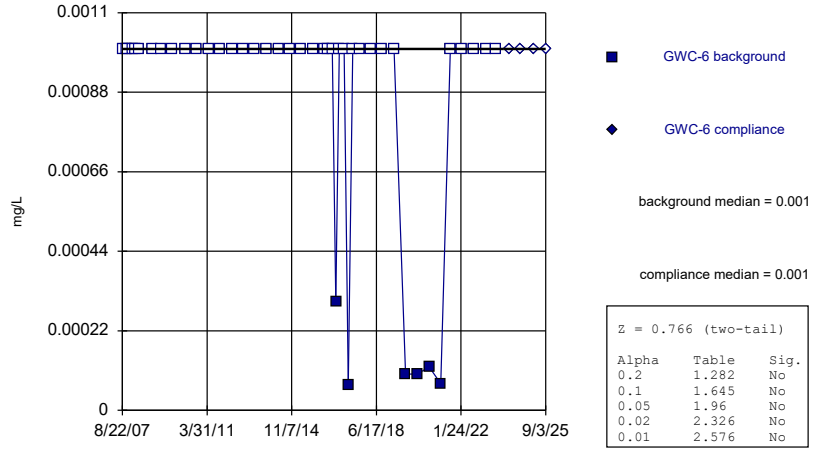

Z = 0.766 (two-tail)

Alpha	Table	Sig.
0.2	1.282	No
0.1	1.645	No
0.05	1.96	No
0.02	2.326	No
0.01	2.576	No

Constituent: Lead Analysis Run 4/27/2026 2:19 PM View: Appendix I Mann-Whitney
Plant Bowen Client: Southern Company Data: Bowen 1, 2, 9, & 10

Sanitas™ v.10.1.06d Software licensed to Groundwater Stats Consulting. UG
Hollow symbols indicate censored values.

Mann-Whitney (Wilcoxon Rank Sum)

GWC-6RZ

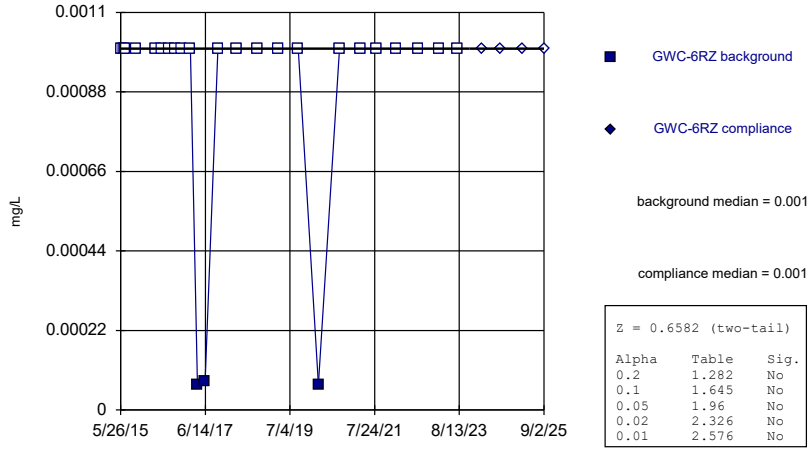

Z = 0.6582 (two-tail)

Alpha	Table	Sig.
0.2	1.282	No
0.1	1.645	No
0.05	1.96	No
0.02	2.326	No
0.01	2.576	No

Constituent: Lead Analysis Run 4/27/2026 2:19 PM View: Appendix I Mann-Whitney
Plant Bowen Client: Southern Company Data: Bowen 1, 2, 9, & 10

Sanitas™ v.10.1.06d Software licensed to Groundwater Stats Consulting. UG
Hollow symbols indicate censored values.

Mann-Whitney (Wilcoxon Rank Sum)

GWC-7Z

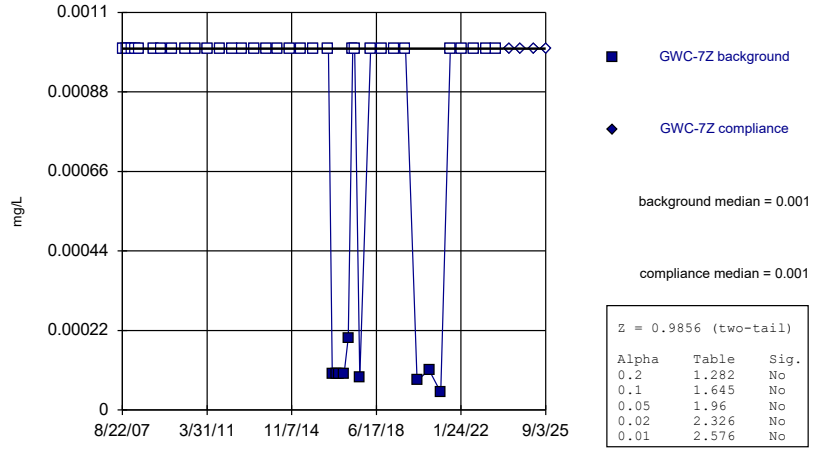

Z = 0.9856 (two-tail)

Alpha	Table	Sig.
0.2	1.282	No
0.1	1.645	No
0.05	1.96	No
0.02	2.326	No
0.01	2.576	No

Constituent: Lead Analysis Run 4/27/2026 2:19 PM View: Appendix I Mann-Whitney
Plant Bowen Client: Southern Company Data: Bowen 1, 2, 9, & 10

Sanitas™ v.10.1.06d Software licensed to Groundwater Stats Consulting. UG
Hollow symbols indicate censored values.

Mann-Whitney (Wilcoxon Rank Sum)

GWC-8RR

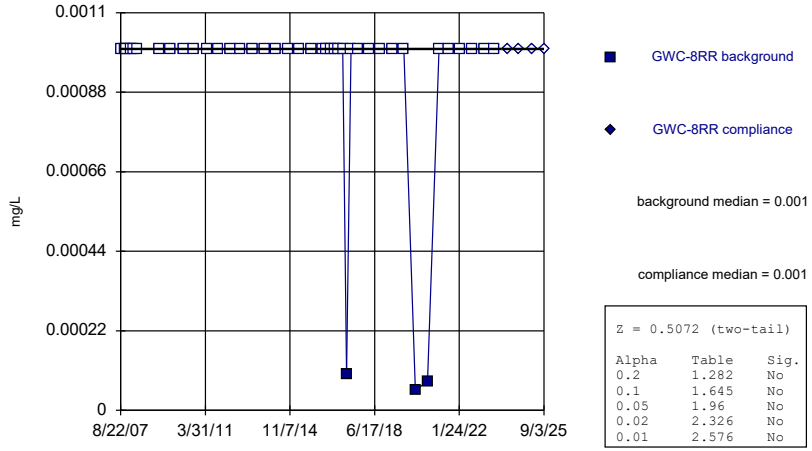

Z = 0.5072 (two-tail)

Alpha	Table	Sig.
0.2	1.282	No
0.1	1.645	No
0.05	1.96	No
0.02	2.326	No
0.01	2.576	No

Constituent: Lead Analysis Run 4/27/2026 2:19 PM View: Appendix I Mann-Whitney
Plant Bowen Client: Southern Company Data: Bowen 1, 2, 9, & 10

Sanitas™ v.10.1.06d Software licensed to Groundwater Stats Consulting. UG
Hollow symbols indicate censored values.

Mann-Whitney (Wilcoxon Rank Sum)

GWC-8Z

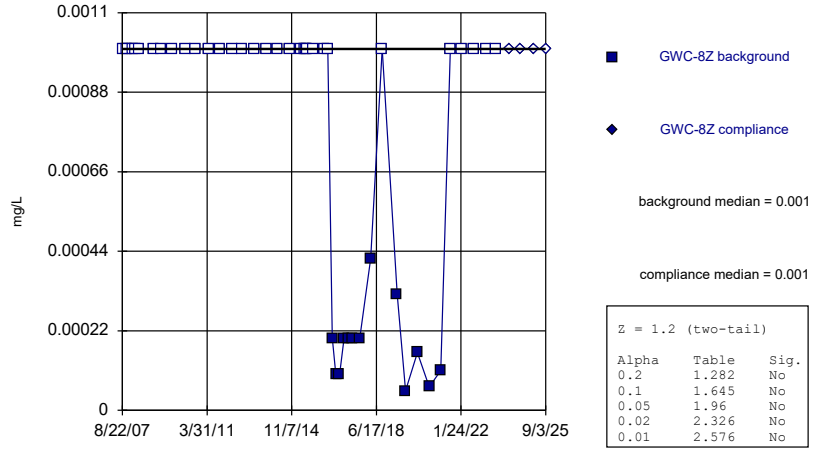

Z = 1.2 (two-tail)

Alpha	Table	Sig.
0.2	1.282	No
0.1	1.645	No
0.05	1.96	No
0.02	2.326	No
0.01	2.576	No

Constituent: Lead Analysis Run 4/27/2026 2:19 PM View: Appendix I Mann-Whitney
Plant Bowen Client: Southern Company Data: Bowen 1, 2, 9, & 10

Sanitas™ v.10.1.06d Software licensed to Groundwater Stats Consulting. UG
Hollow symbols indicate censored values.

Mann-Whitney (Wilcoxon Rank Sum)

GWC-9

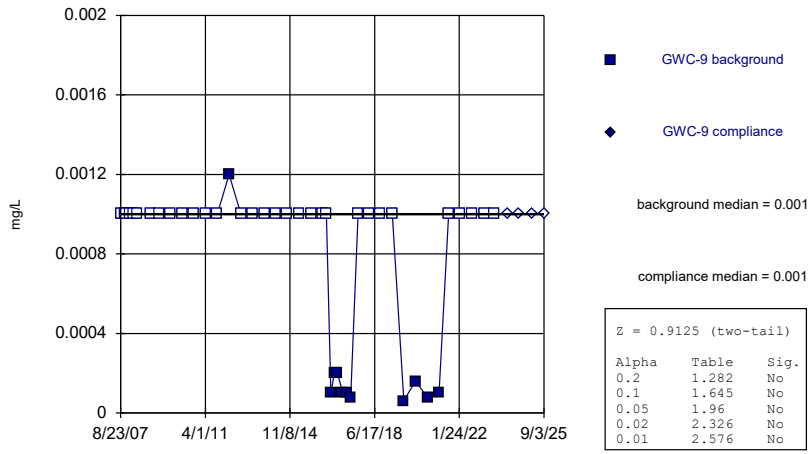

Z = 0.9125 (two-tail)

Alpha	Table	Sig.
0.2	1.282	No
0.1	1.645	No
0.05	1.96	No
0.02	2.326	No
0.01	2.576	No

Constituent: Lead Analysis Run 4/27/2026 2:19 PM View: Appendix I Mann-Whitney
Plant Bowen Client: Southern Company Data: Bowen 1, 2, 9, & 10

Sanitas™ v.10.1.06d Software licensed to Groundwater Stats Consulting. UG
Hollow symbols indicate censored values.

Mann-Whitney (Wilcoxon Rank Sum)

GWC-10

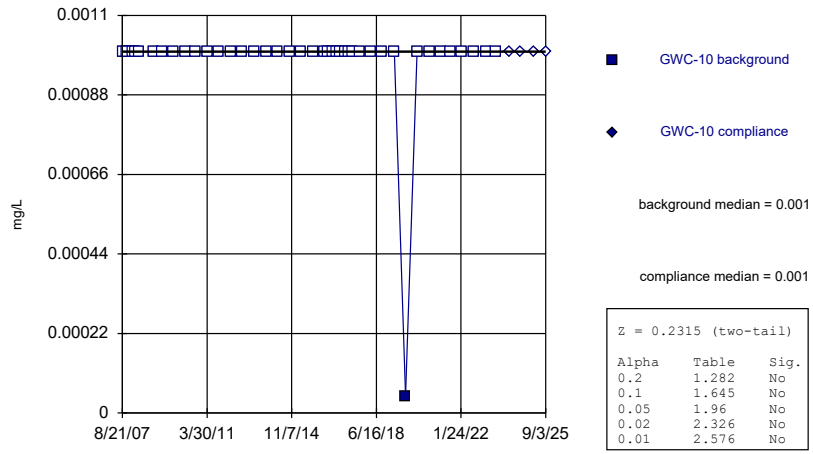

Z = 0.2315 (two-tail)

Alpha	Table	Sig.
0.2	1.282	No
0.1	1.645	No
0.05	1.96	No
0.02	2.326	No
0.01	2.576	No

Constituent: Lead Analysis Run 4/27/2026 2:19 PM View: Appendix I Mann-Whitney
Plant Bowen Client: Southern Company Data: Bowen 1, 2, 9, & 10

Sanitas™ v.10.1.06d Software licensed to Groundwater Stats Consulting. UG
Hollow symbols indicate censored values.

Mann-Whitney (Wilcoxon Rank Sum)

GWC-10R

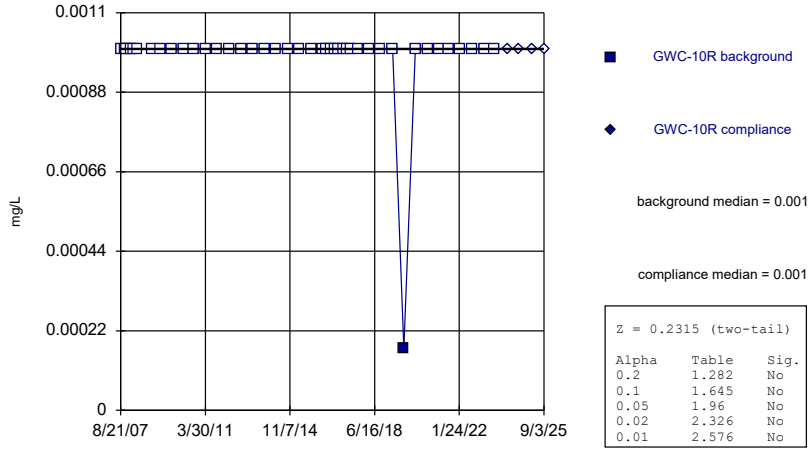

Z = 0.2315 (two-tail)

Alpha	Table	Sig.
0.2	1.282	No
0.1	1.645	No
0.05	1.96	No
0.02	2.326	No
0.01	2.576	No

Constituent: Lead Analysis Run 4/27/2026 2:19 PM View: Appendix I Mann-Whitney
Plant Bowen Client: Southern Company Data: Bowen 1, 2, 9, & 10

Sanitas™ v.10.1.06d Software licensed to Groundwater Stats Consulting. UG
Hollow symbols indicate censored values.

Mann-Whitney (Wilcoxon Rank Sum)

GWC-11

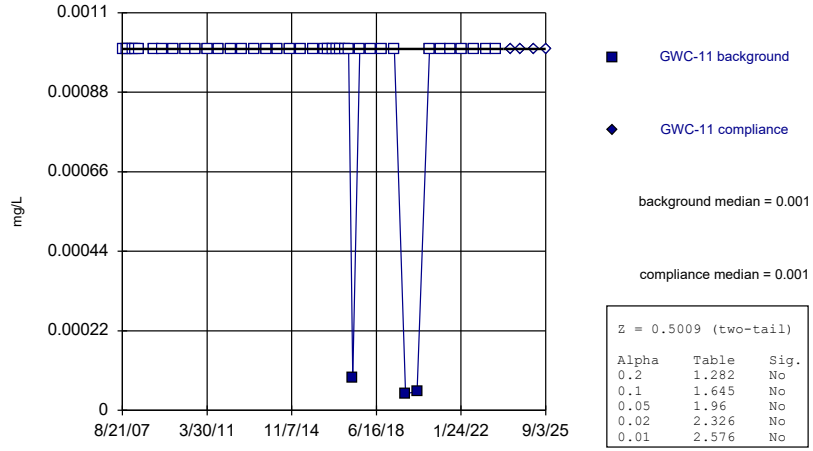

Z = 0.5009 (two-tail)

Alpha	Table	Sig.
0.2	1.282	No
0.1	1.645	No
0.05	1.96	No
0.02	2.326	No
0.01	2.576	No

Constituent: Lead Analysis Run 4/27/2026 2:19 PM View: Appendix I Mann-Whitney
Plant Bowen Client: Southern Company Data: Bowen 1, 2, 9, & 10

Sanitas™ v.10.1.06d Software licensed to Groundwater Stats Consulting. UG
Hollow symbols indicate censored values.

Mann-Whitney (Wilcoxon Rank Sum)

GWC-11R

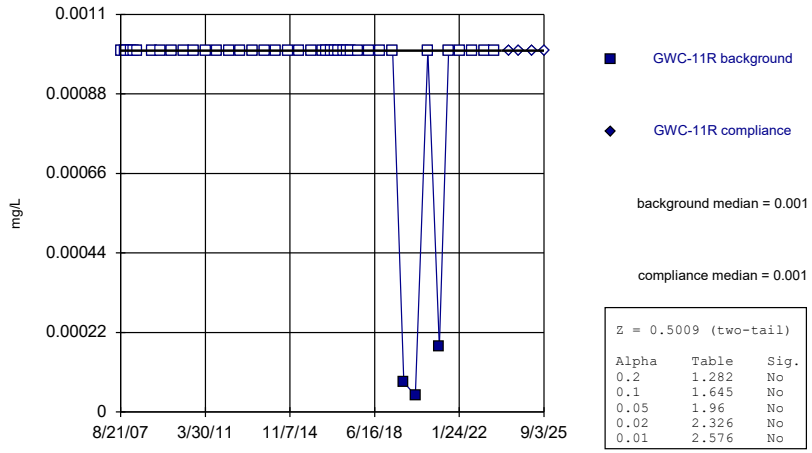

Z = 0.5009 (two-tail)

Alpha	Table	Sig.
0.2	1.282	No
0.1	1.645	No
0.05	1.96	No
0.02	2.326	No
0.01	2.576	No

Constituent: Lead Analysis Run 4/27/2026 2:19 PM View: Appendix I Mann-Whitney
Plant Bowen Client: Southern Company Data: Bowen 1, 2, 9, & 10

Sanitas™ v.10.1.06d Software licensed to Groundwater Stats Consulting. UG
Hollow symbols indicate censored values.

Mann-Whitney (Wilcoxon Rank Sum)

GWC-12

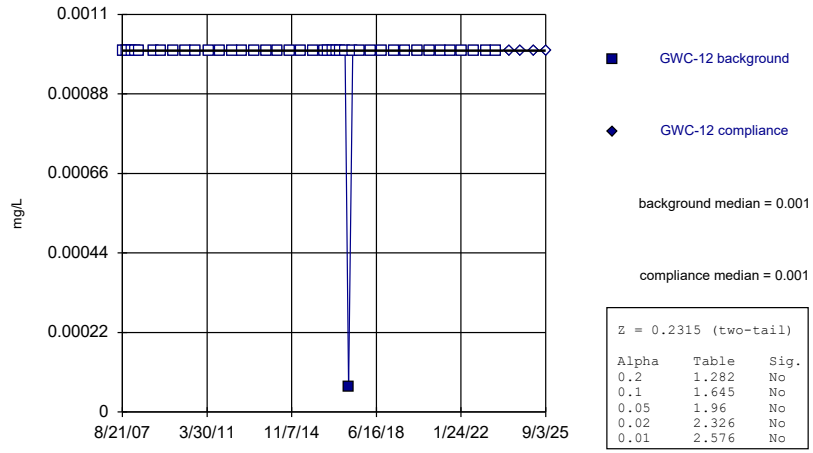

Z = 0.2315 (two-tail)

Alpha	Table	Sig.
0.2	1.282	No
0.1	1.645	No
0.05	1.96	No
0.02	2.326	No
0.01	2.576	No

Constituent: Lead Analysis Run 4/27/2026 2:19 PM View: Appendix I Mann-Whitney
Plant Bowen Client: Southern Company Data: Bowen 1, 2, 9, & 10

Sanitas™ v.10.1.06d Software licensed to Groundwater Stats Consulting. UG
Hollow symbols indicate censored values.

Mann-Whitney (Wilcoxon Rank Sum)

GWC-13

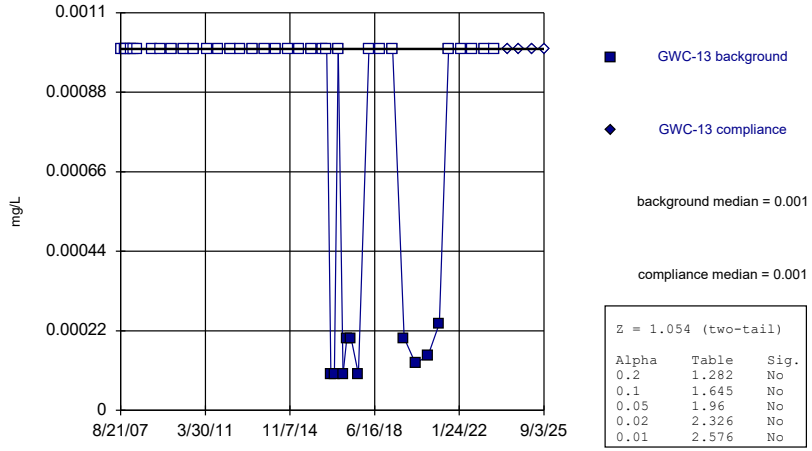

Z = 1.054 (two-tail)

Alpha	Table	Sig.
0.2	1.282	No
0.1	1.645	No
0.05	1.96	No
0.02	2.326	No
0.01	2.576	No

Constituent: Lead Analysis Run 4/27/2026 2:19 PM View: Appendix I Mann-Whitney
Plant Bowen Client: Southern Company Data: Bowen 1, 2, 9, & 10

Sanitas™ v.10.1.06d Software licensed to Groundwater Stats Consulting. UG
Hollow symbols indicate censored values.

Mann-Whitney (Wilcoxon Rank Sum)

GWC-13RZ

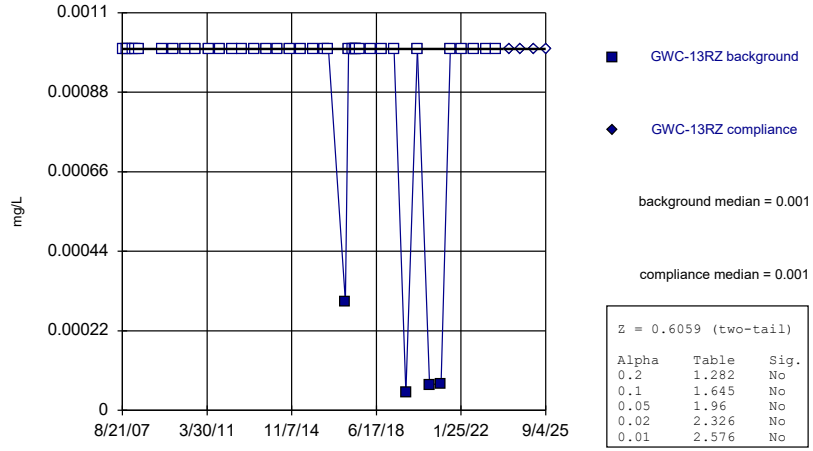

Z = 0.6059 (two-tail)

Alpha	Table	Sig.
0.2	1.282	No
0.1	1.645	No
0.05	1.96	No
0.02	2.326	No
0.01	2.576	No

Constituent: Lead Analysis Run 4/27/2026 2:19 PM View: Appendix I Mann-Whitney
Plant Bowen Client: Southern Company Data: Bowen 1, 2, 9, & 10

Sanitas™ v.10.1.06d Software licensed to Groundwater Stats Consulting. UG
Hollow symbols indicate censored values.

Mann-Whitney (Wilcoxon Rank Sum)

GWC-14Z

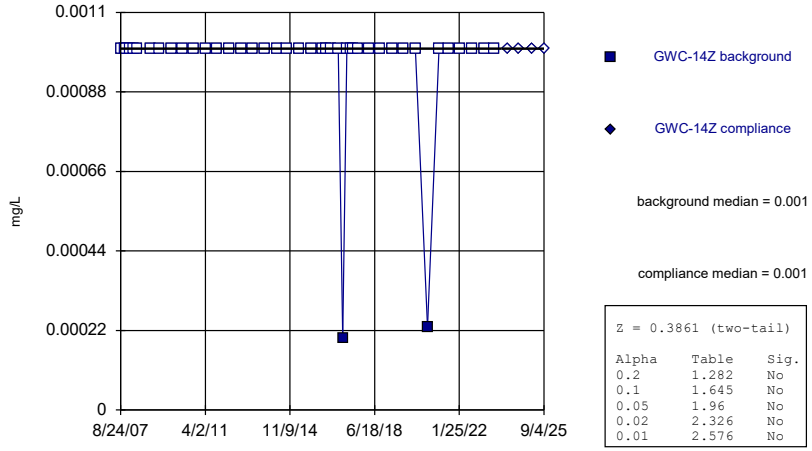

Z = 0.3861 (two-tail)

Alpha	Table	Sig.
0.2	1.282	No
0.1	1.645	No
0.05	1.96	No
0.02	2.326	No
0.01	2.576	No

Constituent: Lead Analysis Run 4/27/2026 2:19 PM View: Appendix I Mann-Whitney
Plant Bowen Client: Southern Company Data: Bowen 1, 2, 9, & 10

Sanitas™ v.10.1.06d Software licensed to Groundwater Stats Consulting. UG
Hollow symbols indicate censored values.

Mann-Whitney (Wilcoxon Rank Sum)

GWC-15R

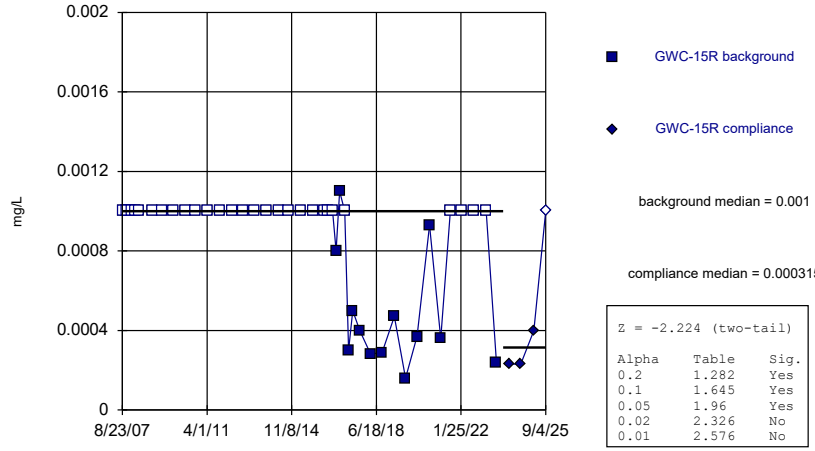

Z = -2.224 (two-tail)

Alpha	Table	Sig.
0.2	1.282	Yes
0.1	1.645	Yes
0.05	1.96	Yes
0.02	2.326	No
0.01	2.576	No

Constituent: Lead Analysis Run 4/27/2026 2:19 PM View: Appendix I Mann-Whitney
Plant Bowen Client: Southern Company Data: Bowen 1, 2, 9, & 10

Sanitas™ v.10.1.06d Software licensed to Groundwater Stats Consulting. UG
Hollow symbols indicate censored values.

Mann-Whitney (Wilcoxon Rank Sum)

GWC-15Z

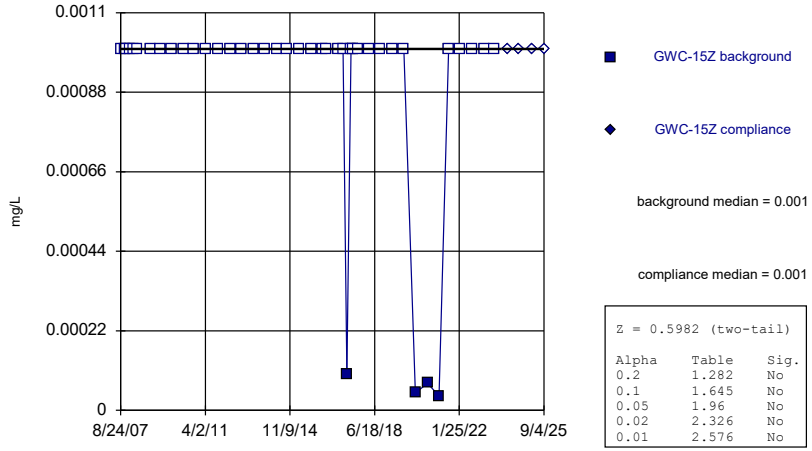

Z = 0.5982 (two-tail)

Alpha	Table	Sig.
0.2	1.282	No
0.1	1.645	No
0.05	1.96	No
0.02	2.326	No
0.01	2.576	No

Constituent: Lead Analysis Run 4/27/2026 2:19 PM View: Appendix I Mann-Whitney
Plant Bowen Client: Southern Company Data: Bowen 1, 2, 9, & 10

Sanitas™ v.10.1.06d Software licensed to Groundwater Stats Consulting. UG
Hollow symbols indicate censored values.

Mann-Whitney (Wilcoxon Rank Sum)

GWC-44

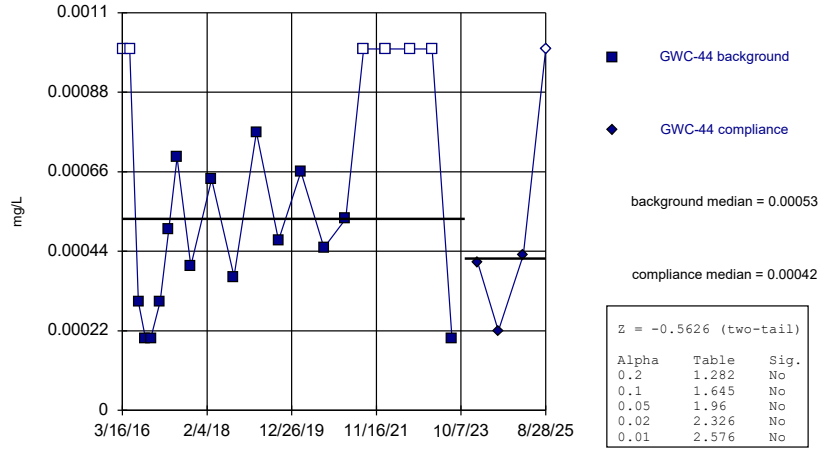

Z = -0.5626 (two-tail)

Alpha	Table	Sig.
0.2	1.282	No
0.1	1.645	No
0.05	1.96	No
0.02	2.326	No
0.01	2.576	No

Constituent: Lead Analysis Run 4/27/2026 2:19 PM View: Appendix I Mann-Whitney
Plant Bowen Client: Southern Company Data: Bowen 1, 2, 9, & 10

Sanitas™ v.10.1.06d Software licensed to Groundwater Stats Consulting. UG
Hollow symbols indicate censored values.

Mann-Whitney (Wilcoxon Rank Sum)

GWC-45

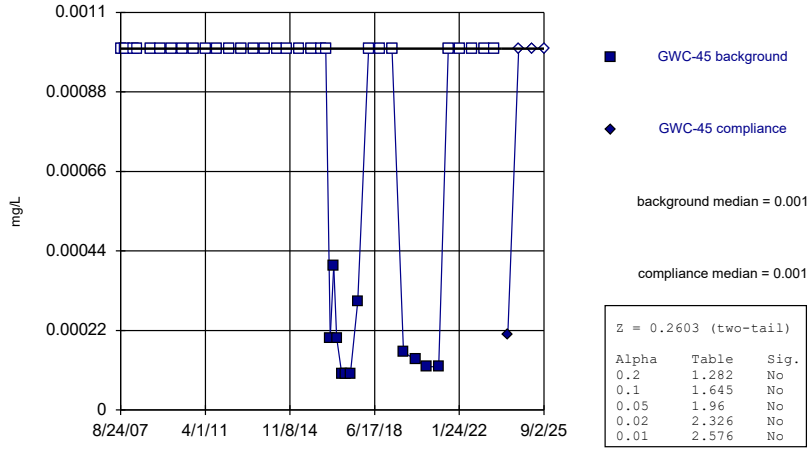

Z = 0.2603 (two-tail)

Alpha	Table	Sig.
0.2	1.282	No
0.1	1.645	No
0.05	1.96	No
0.02	2.326	No
0.01	2.576	No

Constituent: Lead Analysis Run 4/27/2026 2:19 PM View: Appendix I Mann-Whitney
Plant Bowen Client: Southern Company Data: Bowen 1, 2, 9, & 10

Sanitas™ v.10.1.06d Software licensed to Groundwater Stats Consulting. UG
Hollow symbols indicate censored values.

Mann-Whitney (Wilcoxon Rank Sum)

GWC-45R

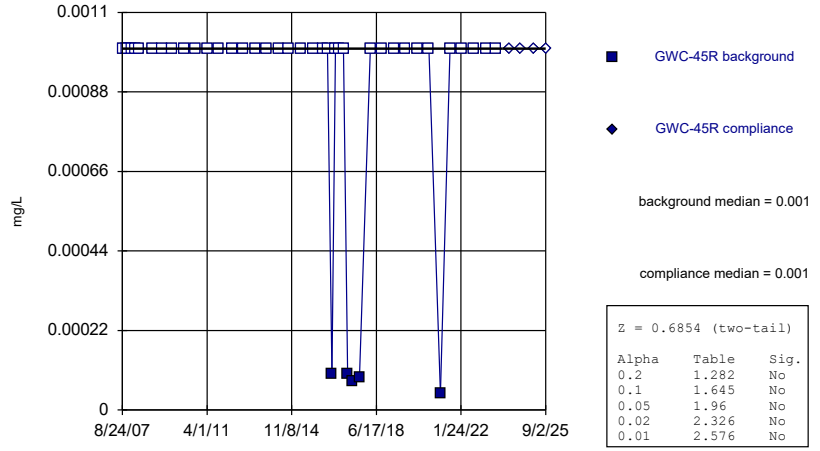

Z = 0.6854 (two-tail)

Alpha	Table	Sig.
0.2	1.282	No
0.1	1.645	No
0.05	1.96	No
0.02	2.326	No
0.01	2.576	No

Constituent: Lead Analysis Run 4/27/2026 2:19 PM View: Appendix I Mann-Whitney
Plant Bowen Client: Southern Company Data: Bowen 1, 2, 9, & 10

Sanitas™ v.10.1.06d Software licensed to Groundwater Stats Consulting. UG
Hollow symbols indicate censored values.

Mann-Whitney (Wilcoxon Rank Sum)

GWC-47

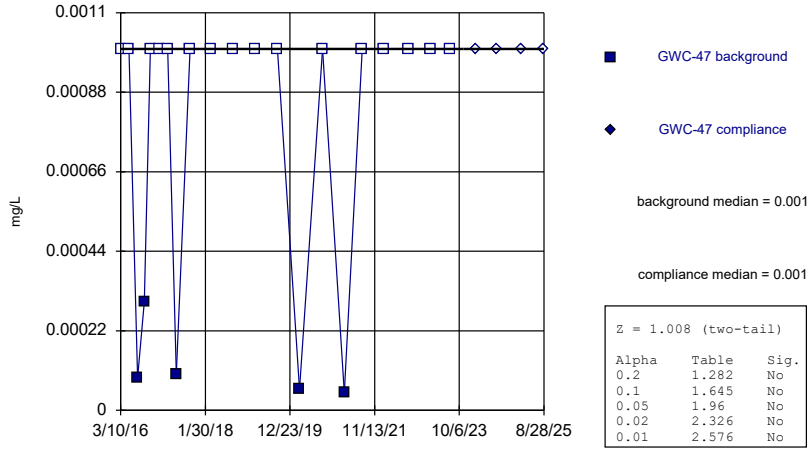

Z = 1.008 (two-tail)

Alpha	Table	Sig.
0.2	1.282	No
0.1	1.645	No
0.05	1.96	No
0.02	2.326	No
0.01	2.576	No

Constituent: Lead Analysis Run 4/27/2026 2:19 PM View: Appendix I Mann-Whitney
Plant Bowen Client: Southern Company Data: Bowen 1, 2, 9, & 10

Sanitas™ v.10.1.06d Software licensed to Groundwater Stats Consulting. UG
Hollow symbols indicate censored values.

Mann-Whitney (Wilcoxon Rank Sum)

GWC-47R

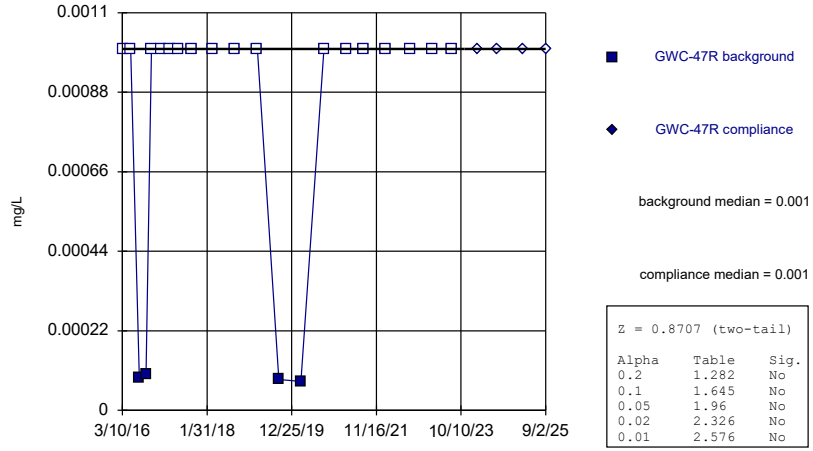

Z = 0.8707 (two-tail)

Alpha	Table	Sig.
0.2	1.282	No
0.1	1.645	No
0.05	1.96	No
0.02	2.326	No
0.01	2.576	No

Constituent: Lead Analysis Run 4/27/2026 2:19 PM View: Appendix I Mann-Whitney
Plant Bowen Client: Southern Company Data: Bowen 1, 2, 9, & 10

Sanitas™ v.10.1.06d Software licensed to Groundwater Stats Consulting. UG
Hollow symbols indicate censored values.

Mann-Whitney (Wilcoxon Rank Sum)

GWC-48

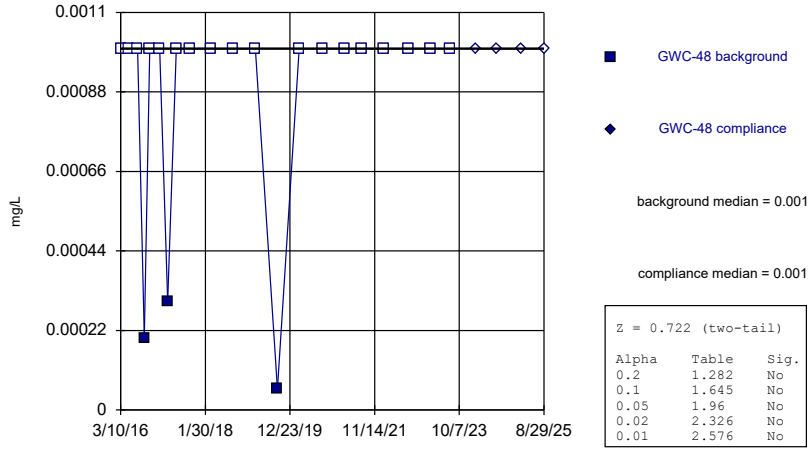

Z = 0.722 (two-tail)

Alpha	Table	Sig.
0.2	1.282	No
0.1	1.645	No
0.05	1.96	No
0.02	2.326	No
0.01	2.576	No

Constituent: Lead Analysis Run 4/27/2026 2:19 PM View: Appendix I Mann-Whitney
Plant Bowen Client: Southern Company Data: Bowen 1, 2, 9, & 10

Sanitas™ v.10.1.06d Software licensed to Groundwater Stats Consulting. UG
Hollow symbols indicate censored values.

Mann-Whitney (Wilcoxon Rank Sum)

GWC-49Z

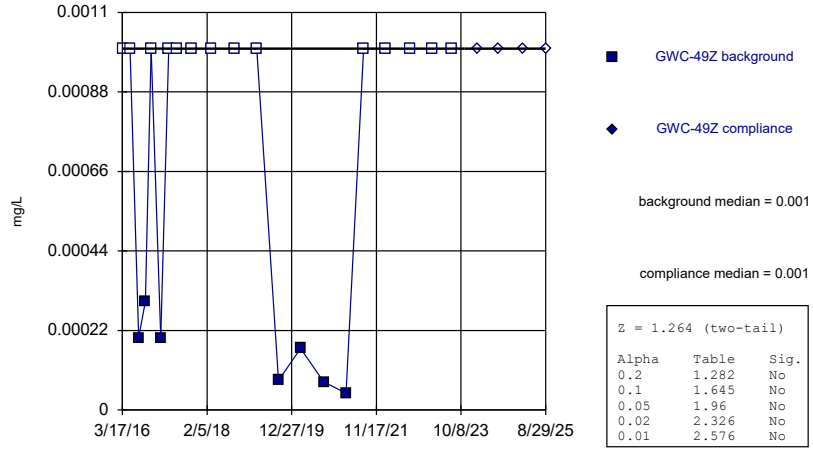

Z = 1.264 (two-tail)

Alpha	Table	Sig.
0.2	1.282	No
0.1	1.645	No
0.05	1.96	No
0.02	2.326	No
0.01	2.576	No

Constituent: Lead Analysis Run 4/27/2026 2:19 PM View: Appendix I Mann-Whitney
Plant Bowen Client: Southern Company Data: Bowen 1, 2, 9, & 10

Sanitas™ v.10.1.06d Software licensed to Groundwater Stats Consulting. UG
Hollow symbols indicate censored values.

Mann-Whitney (Wilcoxon Rank Sum)

GWA-1 (bg)

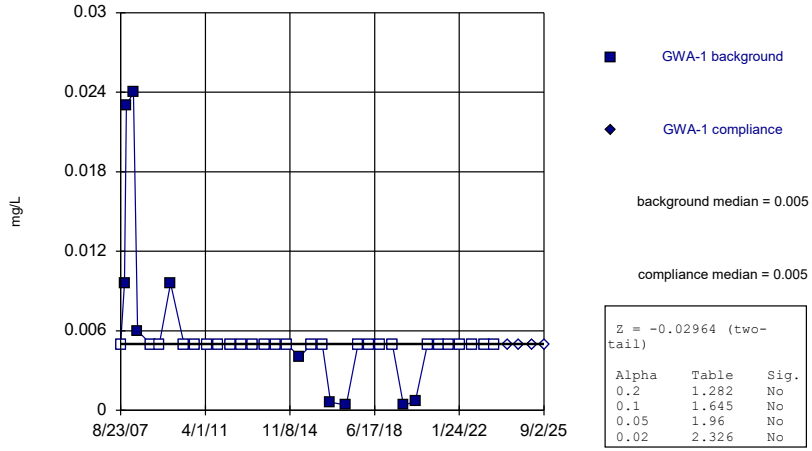

Z = -0.02964 (two-tail)

Alpha	Table	Sig.
0.2	1.282	No
0.1	1.645	No
0.05	1.96	No
0.02	2.326	No

Constituent: Nickel Analysis Run 4/27/2026 2:19 PM View: Appendix I Mann-Whitney
Plant Bowen Client: Southern Company Data: Bowen 1, 2, 9, & 10

Sanitas™ v.10.1.06d Software licensed to Groundwater Stats Consulting. UG
Hollow symbols indicate censored values.

Mann-Whitney (Wilcoxon Rank Sum)

GWA-2 (bg)

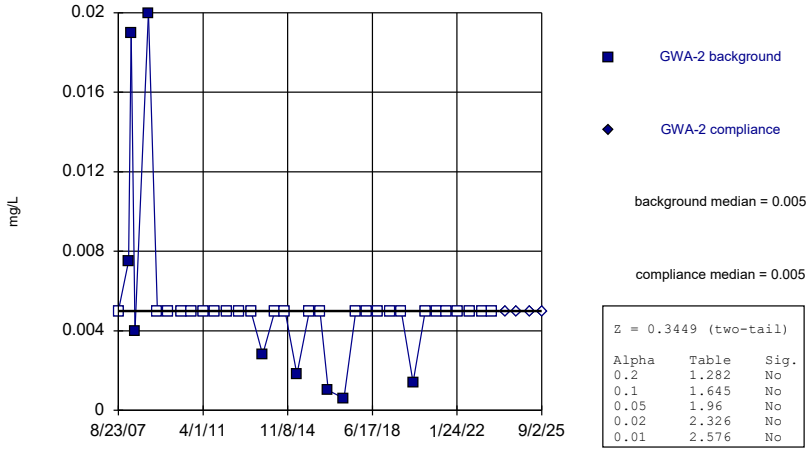

Z = 0.3449 (two-tail)

Alpha	Table	Sig.
0.2	1.282	No
0.1	1.645	No
0.05	1.96	No
0.02	2.326	No
0.01	2.576	No

Constituent: Nickel Analysis Run 4/27/2026 2:19 PM View: Appendix I Mann-Whitney
Plant Bowen Client: Southern Company Data: Bowen 1, 2, 9, & 10

Sanitas™ v.10.1.06d Software licensed to Groundwater Stats Consulting. UG
Hollow symbols indicate censored values.

Mann-Whitney (Wilcoxon Rank Sum)

GWA-2R (bg)

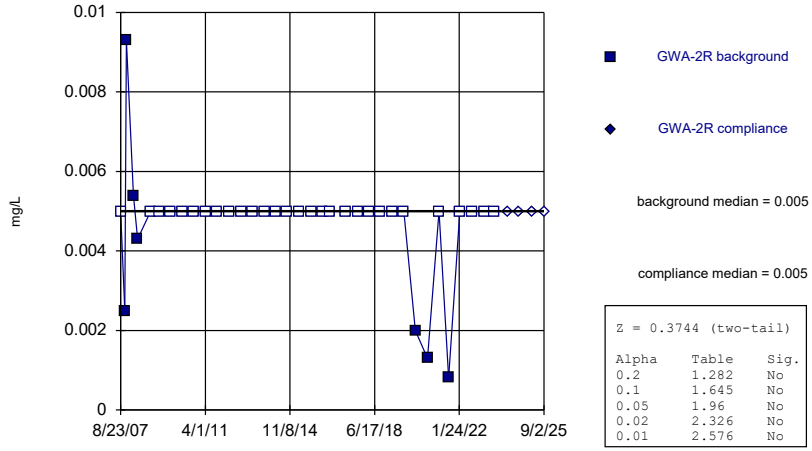

Z = 0.3744 (two-tail)

Alpha	Table	Sig.
0.2	1.282	No
0.1	1.645	No
0.05	1.96	No
0.02	2.326	No
0.01	2.576	No

Constituent: Nickel Analysis Run 4/27/2026 2:20 PM View: Appendix I Mann-Whitney
Plant Bowen Client: Southern Company Data: Bowen 1, 2, 9, & 10

Sanitas™ v.10.1.06d Software licensed to Groundwater Stats Consulting. UG
Hollow symbols indicate censored values.

Mann-Whitney (Wilcoxon Rank Sum)

GWA-4RZ (bg)

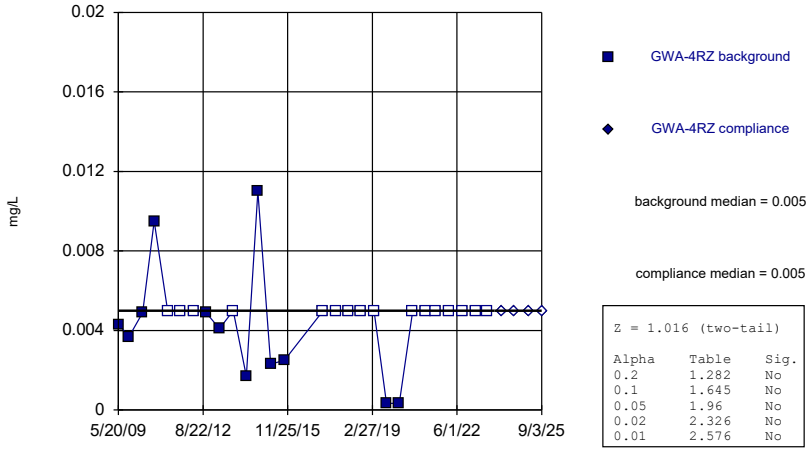

Z = 1.016 (two-tail)

Alpha	Table	Sig.
0.2	1.282	No
0.1	1.645	No
0.05	1.96	No
0.02	2.326	No
0.01	2.576	No

Constituent: Nickel Analysis Run 4/27/2026 2:20 PM View: Appendix I Mann-Whitney
Plant Bowen Client: Southern Company Data: Bowen 1, 2, 9, & 10

Sanitas™ v.10.1.06d Software licensed to Groundwater Stats Consulting. UG
Hollow symbols indicate censored values.

Mann-Whitney (Wilcoxon Rank Sum)

GWA-39RZ (bg)

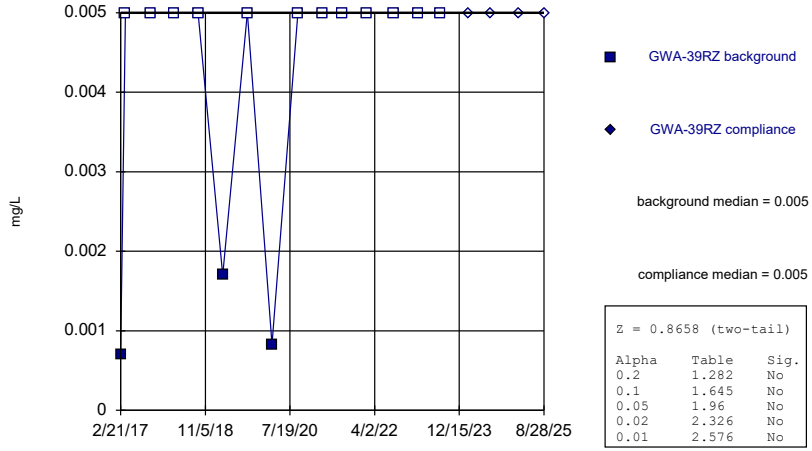

Z = 0.8658 (two-tail)

Alpha	Table	Sig.
0.2	1.282	No
0.1	1.645	No
0.05	1.96	No
0.02	2.326	No
0.01	2.576	No

Constituent: Nickel Analysis Run 4/27/2026 2:20 PM View: Appendix I Mann-Whitney
Plant Bowen Client: Southern Company Data: Bowen 1, 2, 9, & 10

Sanitas™ v.10.1.06d Software licensed to Groundwater Stats Consulting. UG
Hollow symbols indicate censored values.

Mann-Whitney (Wilcoxon Rank Sum)

GWA-39Z (bg)

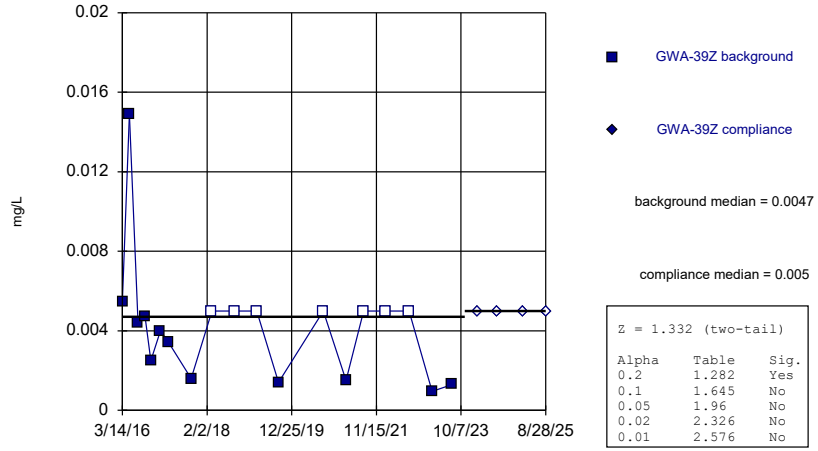

Z = 1.332 (two-tail)

Alpha	Table	Sig.
0.2	1.282	Yes
0.1	1.645	No
0.05	1.96	No
0.02	2.326	No
0.01	2.576	No

Constituent: Nickel Analysis Run 4/27/2026 2:20 PM View: Appendix I Mann-Whitney
Plant Bowen Client: Southern Company Data: Bowen 1, 2, 9, & 10

Sanitas™ v.10.1.06d Software licensed to Groundwater Stats Consulting. UG
Hollow symbols indicate censored values.

Mann-Whitney (Wilcoxon Rank Sum)

GWA-40 (bg)

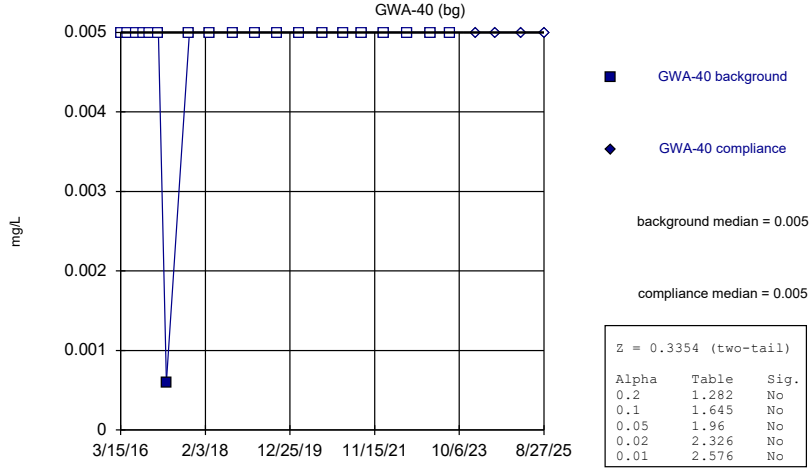

Z = 0.3354 (two-tail)

Alpha	Table	Sig.
0.2	1.282	No
0.1	1.645	No
0.05	1.96	No
0.02	2.326	No
0.01	2.576	No

Constituent: Nickel Analysis Run 4/27/2026 2:20 PM View: Appendix I Mann-Whitney
Plant Bowen Client: Southern Company Data: Bowen 1, 2, 9, & 10

Sanitas™ v.10.1.06d Software licensed to Groundwater Stats Consulting. UG
Hollow symbols indicate censored values.

Mann-Whitney (Wilcoxon Rank Sum)

GWA-41 (bg)

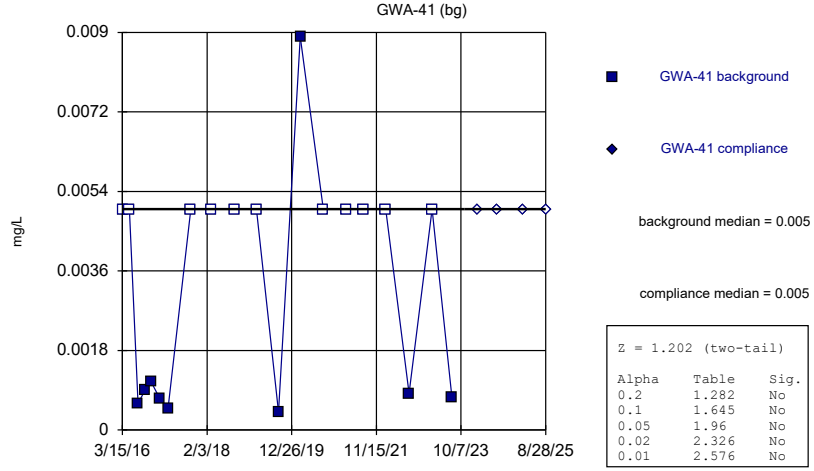

Z = 1.202 (two-tail)

Alpha	Table	Sig.
0.2	1.282	No
0.1	1.645	No
0.05	1.96	No
0.02	2.326	No
0.01	2.576	No

Constituent: Nickel Analysis Run 4/27/2026 2:20 PM View: Appendix I Mann-Whitney
Plant Bowen Client: Southern Company Data: Bowen 1, 2, 9, & 10

Sanitas™ v.10.1.06d Software licensed to Groundwater Stats Consulting. UG
Hollow symbols indicate censored values.

Mann-Whitney (Wilcoxon Rank Sum)

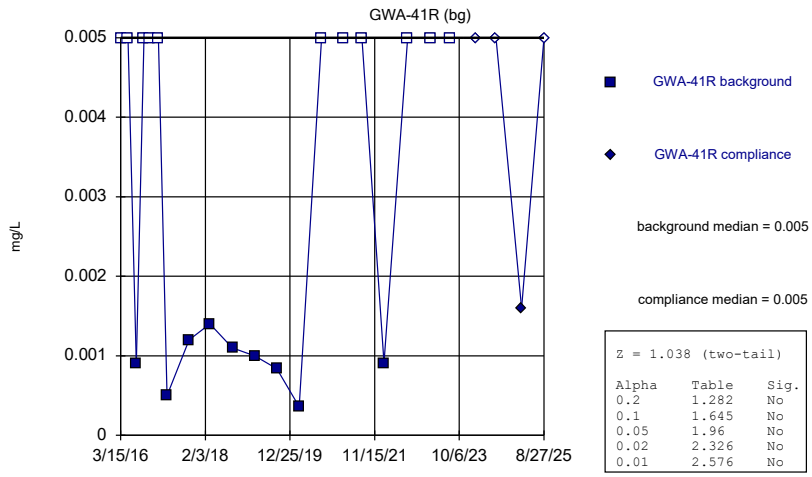

Z = 1.038 (two-tail)

Alpha	Table	Sig.
0.2	1.282	No
0.1	1.645	No
0.05	1.96	No
0.02	2.326	No
0.01	2.576	No

Constituent: Nickel Analysis Run 4/27/2026 2:20 PM View: Appendix I Mann-Whitney
Plant Bowen Client: Southern Company Data: Bowen 1, 2, 9, & 10

Sanitas™ v.10.1.06d Software licensed to Groundwater Stats Consulting. UG
Hollow symbols indicate censored values.

Mann-Whitney (Wilcoxon Rank Sum)

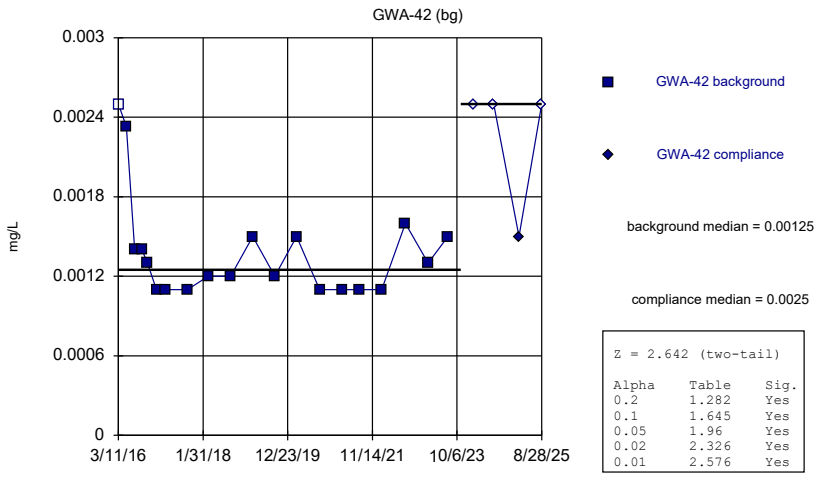

Z = 2.642 (two-tail)

Alpha	Table	Sig.
0.2	1.282	Yes
0.1	1.645	Yes
0.05	1.96	Yes
0.02	2.326	Yes
0.01	2.576	Yes

Constituent: Nickel Analysis Run 4/27/2026 2:20 PM View: Appendix I Mann-Whitney
Plant Bowen Client: Southern Company Data: Bowen 1, 2, 9, & 10

Sanitas™ v.10.1.06d Software licensed to Groundwater Stats Consulting. UG
Hollow symbols indicate censored values.

Mann-Whitney (Wilcoxon Rank Sum)

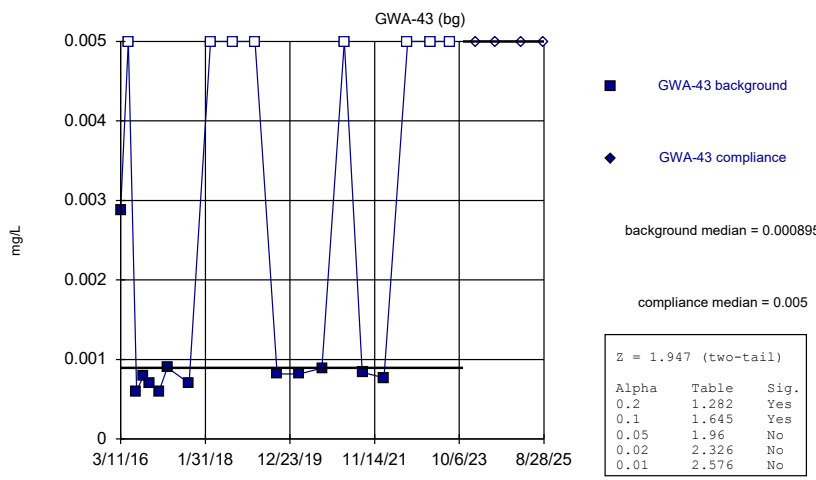

Z = 1.947 (two-tail)

Alpha	Table	Sig.
0.2	1.282	Yes
0.1	1.645	Yes
0.05	1.96	No
0.02	2.326	No
0.01	2.576	No

Constituent: Nickel Analysis Run 4/27/2026 2:20 PM View: Appendix I Mann-Whitney
Plant Bowen Client: Southern Company Data: Bowen 1, 2, 9, & 10

Sanitas™ v.10.1.06d Software licensed to Groundwater Stats Consulting. UG
Hollow symbols indicate censored values.

Mann-Whitney (Wilcoxon Rank Sum)

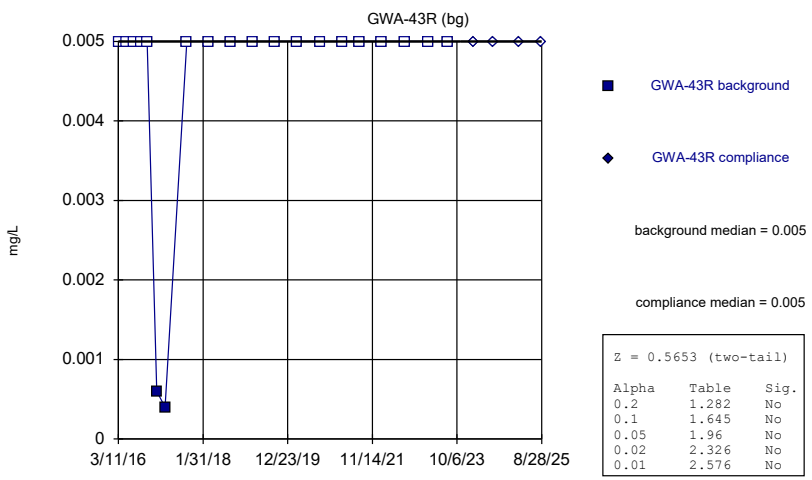

Z = 0.5653 (two-tail)

Alpha	Table	Sig.
0.2	1.282	No
0.1	1.645	No
0.05	1.96	No
0.02	2.326	No
0.01	2.576	No

Constituent: Nickel Analysis Run 4/27/2026 2:20 PM View: Appendix I Mann-Whitney
Plant Bowen Client: Southern Company Data: Bowen 1, 2, 9, & 10

Sanitas™ v.10.1.06d Software licensed to Groundwater Stats Consulting. UG
Hollow symbols indicate censored values.

Mann-Whitney (Wilcoxon Rank Sum)

GWA-50 (bg)

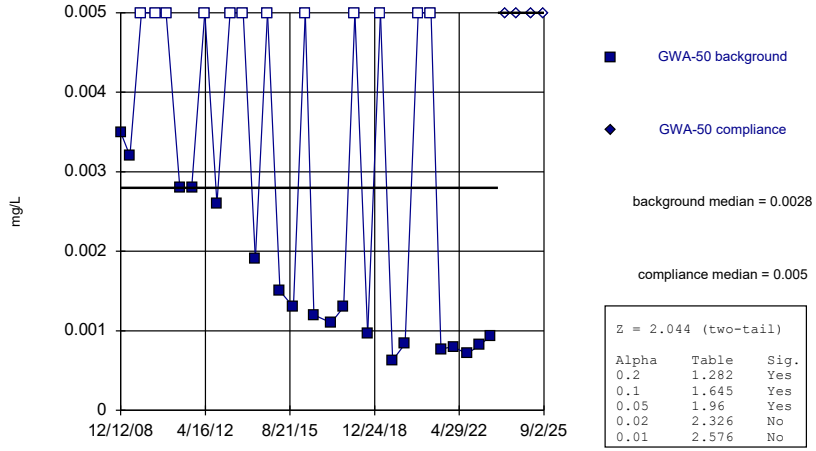

Z = 2.044 (two-tail)

Alpha	Table	Sig.
0.2	1.282	Yes
0.1	1.645	Yes
0.05	1.96	Yes
0.02	2.326	No
0.01	2.576	No

Constituent: Nickel Analysis Run 4/27/2026 2:20 PM View: Appendix I Mann-Whitney
Plant Bowen Client: Southern Company Data: Bowen 1, 2, 9, & 10

Sanitas™ v.10.1.06d Software licensed to Groundwater Stats Consulting. UG
Hollow symbols indicate censored values.

Mann-Whitney (Wilcoxon Rank Sum)

GWA-50R (bg)

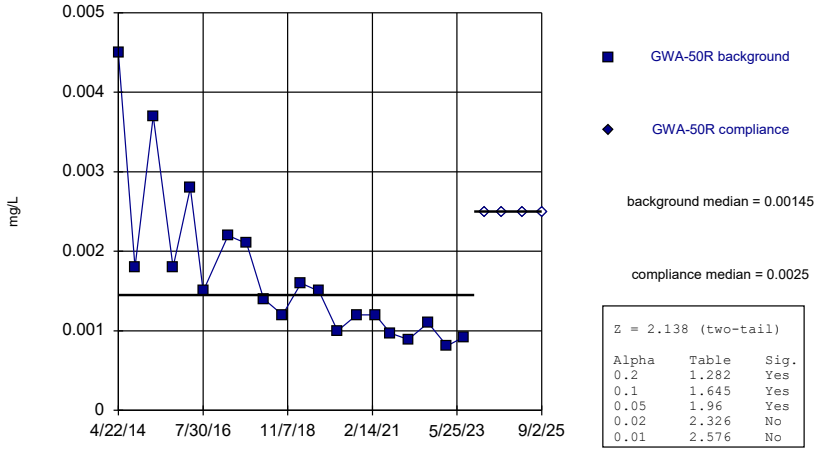

Z = 2.138 (two-tail)

Alpha	Table	Sig.
0.2	1.282	Yes
0.1	1.645	Yes
0.05	1.96	Yes
0.02	2.326	No
0.01	2.576	No

Constituent: Nickel Analysis Run 4/27/2026 2:20 PM View: Appendix I Mann-Whitney
Plant Bowen Client: Southern Company Data: Bowen 1, 2, 9, & 10

Sanitas™ v.10.1.06d Software licensed to Groundwater Stats Consulting. UG

Mann-Whitney (Wilcoxon Rank Sum)

GWC-5

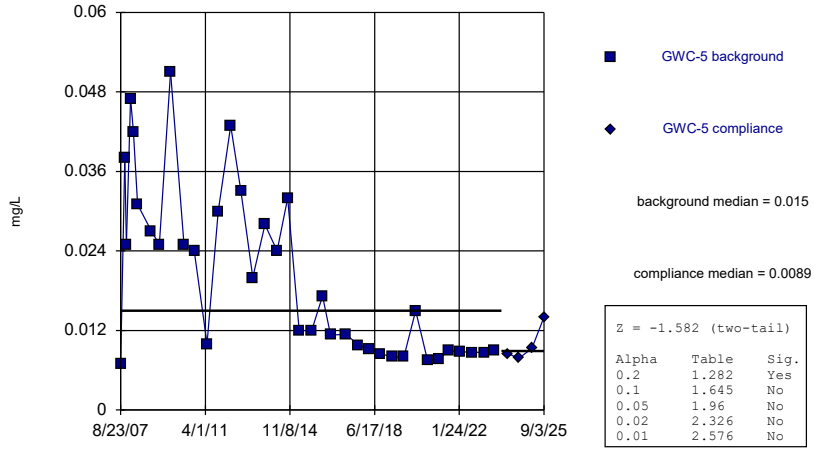

Z = -1.582 (two-tail)

Alpha	Table	Sig.
0.2	1.282	Yes
0.1	1.645	No
0.05	1.96	No
0.02	2.326	No
0.01	2.576	No

Constituent: Nickel Analysis Run 4/27/2026 2:20 PM View: Appendix I Mann-Whitney
Plant Bowen Client: Southern Company Data: Bowen 1, 2, 9, & 10

Sanitas™ v.10.1.06d Software licensed to Groundwater Stats Consulting. UG
Hollow symbols indicate censored values.

Mann-Whitney (Wilcoxon Rank Sum)

GWC-6

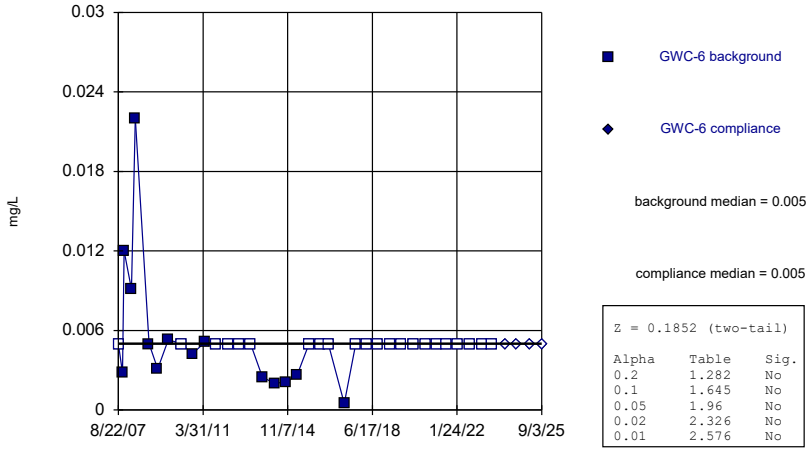

Z = 0.1852 (two-tail)

Alpha	Table	Sig.
0.2	1.282	No
0.1	1.645	No
0.05	1.96	No
0.02	2.326	No
0.01	2.576	No

Constituent: Nickel Analysis Run 4/27/2026 2:20 PM View: Appendix I Mann-Whitney
Plant Bowen Client: Southern Company Data: Bowen 1, 2, 9, & 10

Sanitas™ v.10.1.06d Software licensed to Groundwater Stats Consulting. UG
Hollow symbols indicate censored values.

Mann-Whitney (Wilcoxon Rank Sum)

GWC-7Z

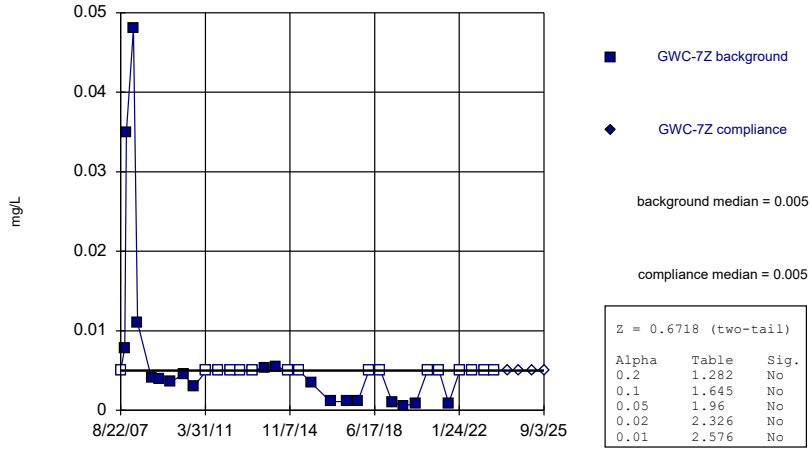

Z = 0.6718 (two-tail)

Alpha	Table	Sig.
0.2	1.282	No
0.1	1.645	No
0.05	1.96	No
0.02	2.326	No
0.01	2.576	No

Constituent: Nickel Analysis Run 4/27/2026 2:20 PM View: Appendix I Mann-Whitney
Plant Bowen Client: Southern Company Data: Bowen 1, 2, 9, & 10

Sanitas™ v.10.1.06d Software licensed to Groundwater Stats Consulting. UG
Hollow symbols indicate censored values.

Mann-Whitney (Wilcoxon Rank Sum)

GWC-8RR

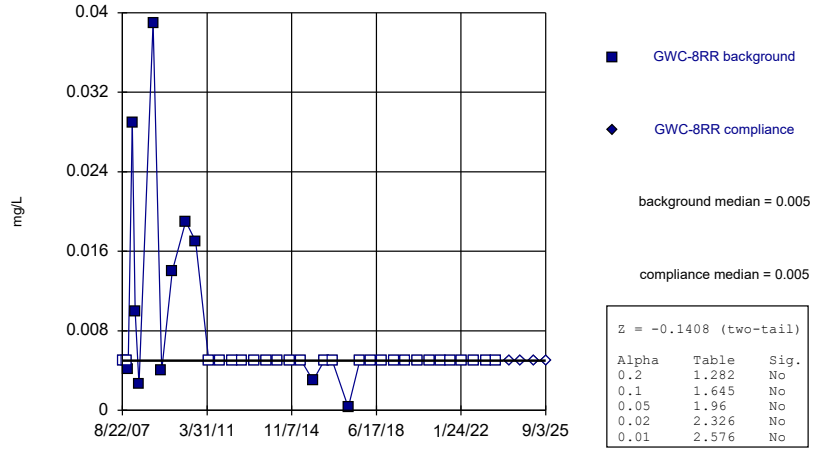

Z = -0.1408 (two-tail)

Alpha	Table	Sig.
0.2	1.282	No
0.1	1.645	No
0.05	1.96	No
0.02	2.326	No
0.01	2.576	No

Constituent: Nickel Analysis Run 4/27/2026 2:20 PM View: Appendix I Mann-Whitney
Plant Bowen Client: Southern Company Data: Bowen 1, 2, 9, & 10

Sanitas™ v.10.1.06d Software licensed to Groundwater Stats Consulting. UG
Hollow symbols indicate censored values.

Mann-Whitney (Wilcoxon Rank Sum)

GWC-8Z

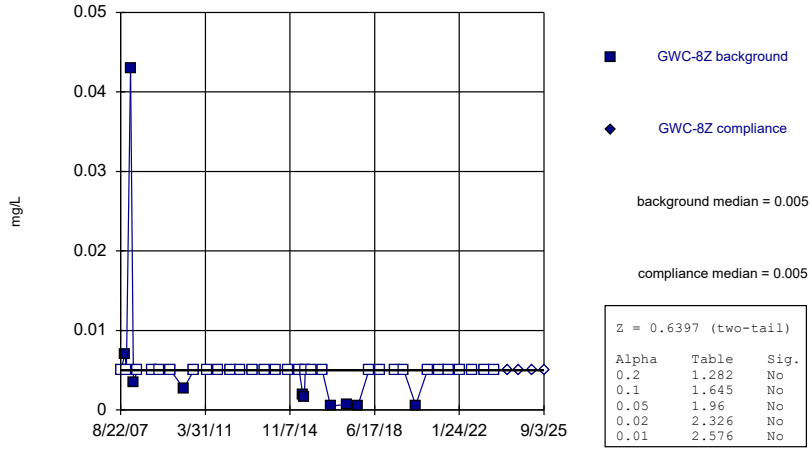

Z = 0.6397 (two-tail)

Alpha	Table	Sig.
0.2	1.282	No
0.1	1.645	No
0.05	1.96	No
0.02	2.326	No
0.01	2.576	No

Constituent: Nickel Analysis Run 4/27/2026 2:20 PM View: Appendix I Mann-Whitney
Plant Bowen Client: Southern Company Data: Bowen 1, 2, 9, & 10

Sanitas™ v.10.1.06d Software licensed to Groundwater Stats Consulting. UG
Hollow symbols indicate censored values.

Mann-Whitney (Wilcoxon Rank Sum)

GWC-9

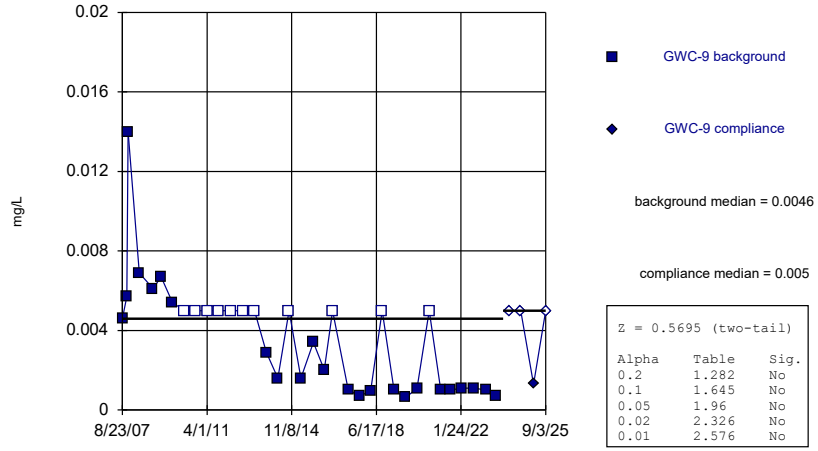

Z = 0.5695 (two-tail)

Alpha	Table	Sig.
0.2	1.282	No
0.1	1.645	No
0.05	1.96	No
0.02	2.326	No
0.01	2.576	No

Constituent: Nickel Analysis Run 4/27/2026 2:20 PM View: Appendix I Mann-Whitney
Plant Bowen Client: Southern Company Data: Bowen 1, 2, 9, & 10

Sanitas™ v.10.1.06d Software licensed to Groundwater Stats Consulting. UG
Hollow symbols indicate censored values.

Mann-Whitney (Wilcoxon Rank Sum)

GWC-10

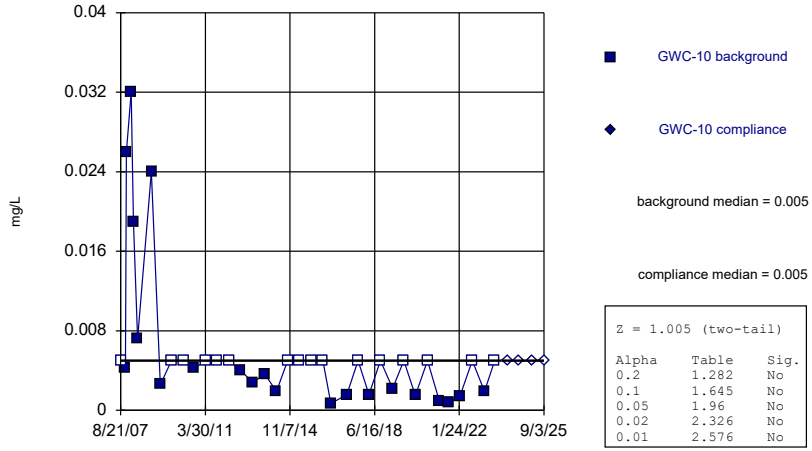

Z = 1.005 (two-tail)

Alpha	Table	Sig.
0.2	1.282	No
0.1	1.645	No
0.05	1.96	No
0.02	2.326	No
0.01	2.576	No

Constituent: Nickel Analysis Run 4/27/2026 2:20 PM View: Appendix I Mann-Whitney
Plant Bowen Client: Southern Company Data: Bowen 1, 2, 9, & 10

Sanitas™ v.10.1.06d Software licensed to Groundwater Stats Consulting. UG
Hollow symbols indicate censored values.

Mann-Whitney (Wilcoxon Rank Sum)

GWC-10R

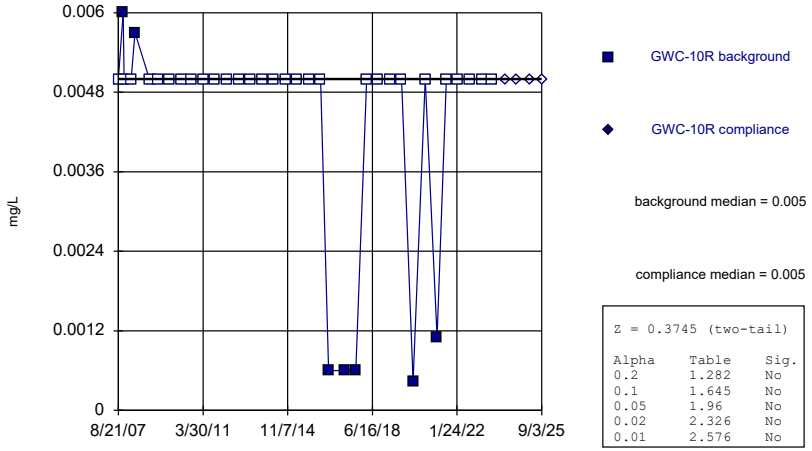

Z = 0.3745 (two-tail)

Alpha	Table	Sig.
0.2	1.282	No
0.1	1.645	No
0.05	1.96	No
0.02	2.326	No
0.01	2.576	No

Constituent: Nickel Analysis Run 4/27/2026 2:20 PM View: Appendix I Mann-Whitney
Plant Bowen Client: Southern Company Data: Bowen 1, 2, 9, & 10

Sanitas™ v.10.1.06d Software licensed to Groundwater Stats Consulting. UG
Hollow symbols indicate censored values.

Mann-Whitney (Wilcoxon Rank Sum)

GWC-11

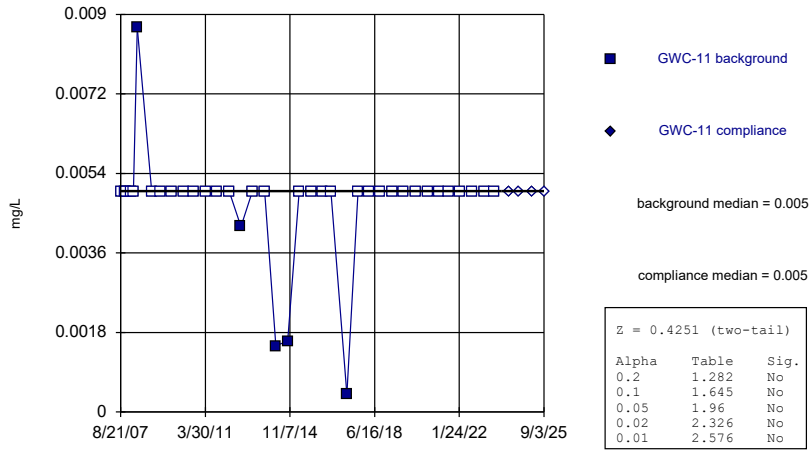

Z = 0.4251 (two-tail)

Alpha	Table	Sig.
0.2	1.282	No
0.1	1.645	No
0.05	1.96	No
0.02	2.326	No
0.01	2.576	No

Constituent: Nickel Analysis Run 4/27/2026 2:20 PM View: Appendix I Mann-Whitney
Plant Bowen Client: Southern Company Data: Bowen 1, 2, 9, & 10

Sanitas™ v.10.1.06d Software licensed to Groundwater Stats Consulting. UG
Hollow symbols indicate censored values.

Mann-Whitney (Wilcoxon Rank Sum)

GWC-11R

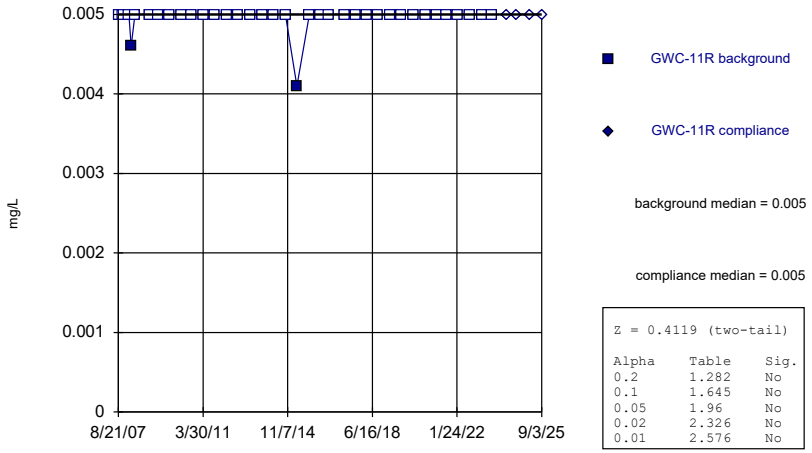

Z = 0.4119 (two-tail)

Alpha	Table	Sig.
0.2	1.282	No
0.1	1.645	No
0.05	1.96	No
0.02	2.326	No
0.01	2.576	No

Constituent: Nickel Analysis Run 4/27/2026 2:20 PM View: Appendix I Mann-Whitney
Plant Bowen Client: Southern Company Data: Bowen 1, 2, 9, & 10

Sanitas™ v.10.1.06d Software licensed to Groundwater Stats Consulting. UG
Hollow symbols indicate censored values.

Mann-Whitney (Wilcoxon Rank Sum)

GWC-12

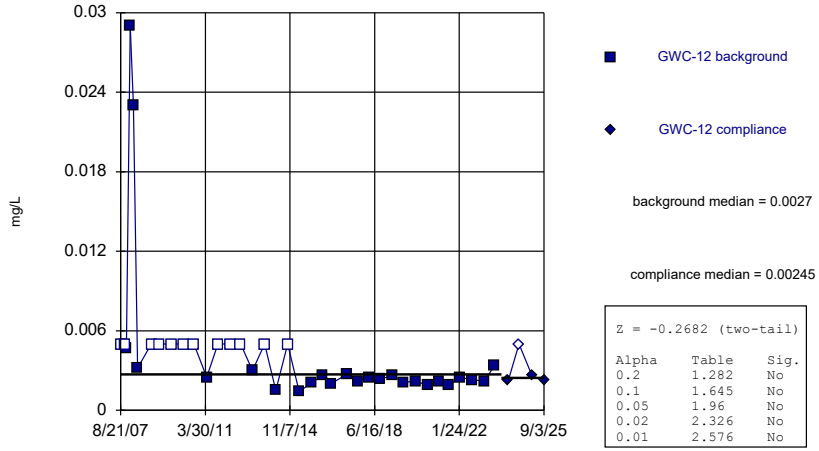

Z = -0.2682 (two-tail)

Alpha	Table	Sig.
0.2	1.282	No
0.1	1.645	No
0.05	1.96	No
0.02	2.326	No
0.01	2.576	No

Constituent: Nickel Analysis Run 4/27/2026 2:20 PM View: Appendix I Mann-Whitney
Plant Bowen Client: Southern Company Data: Bowen 1, 2, 9, & 10

Sanitas™ v.10.1.06d Software licensed to Groundwater Stats Consulting. UG
Hollow symbols indicate censored values.

Mann-Whitney (Wilcoxon Rank Sum)

GWC-13

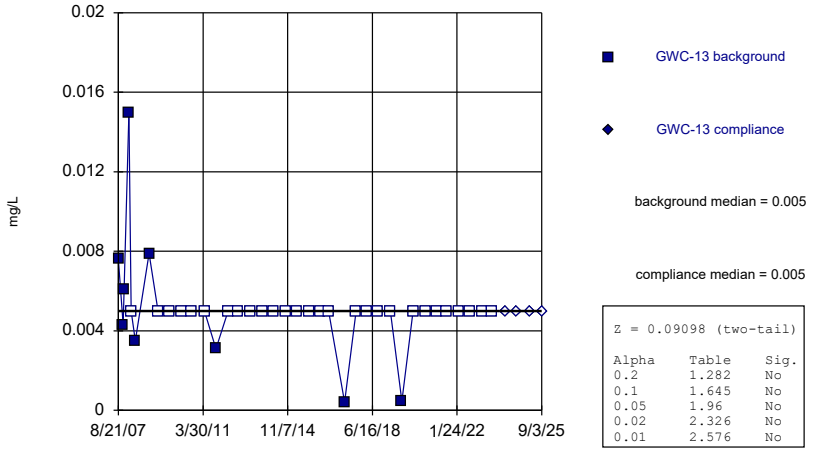

Z = 0.09098 (two-tail)

Alpha	Table	Sig.
0.2	1.282	No
0.1	1.645	No
0.05	1.96	No
0.02	2.326	No
0.01	2.576	No

Constituent: Nickel Analysis Run 4/27/2026 2:20 PM View: Appendix I Mann-Whitney
Plant Bowen Client: Southern Company Data: Bowen 1, 2, 9, & 10

Sanitas™ v.10.1.06d Software licensed to Groundwater Stats Consulting. UG
Hollow symbols indicate censored values.

Mann-Whitney (Wilcoxon Rank Sum)

GWC-13RZ

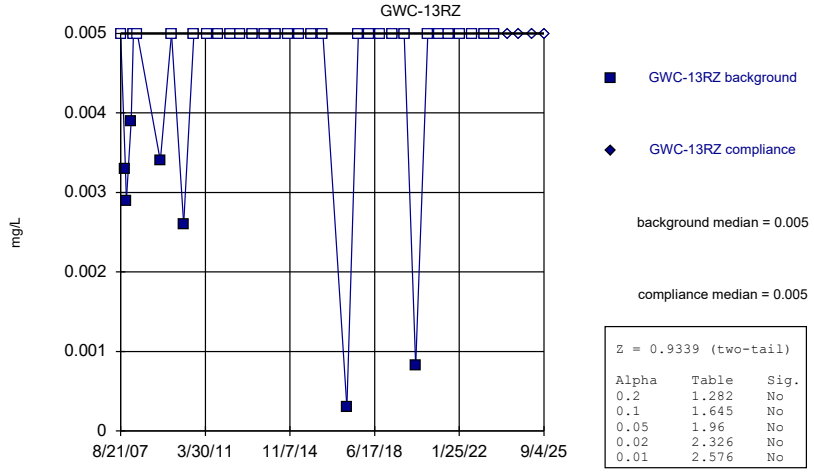

Z = 0.9339 (two-tail)

Alpha	Table	Sig.
0.2	1.282	No
0.1	1.645	No
0.05	1.96	No
0.02	2.326	No
0.01	2.576	No

Constituent: Nickel Analysis Run 4/27/2026 2:20 PM View: Appendix I Mann-Whitney
Plant Bowen Client: Southern Company Data: Bowen 1, 2, 9, & 10

Sanitas™ v.10.1.06d Software licensed to Groundwater Stats Consulting. UG
Hollow symbols indicate censored values.

Mann-Whitney (Wilcoxon Rank Sum)

GWC-14Z

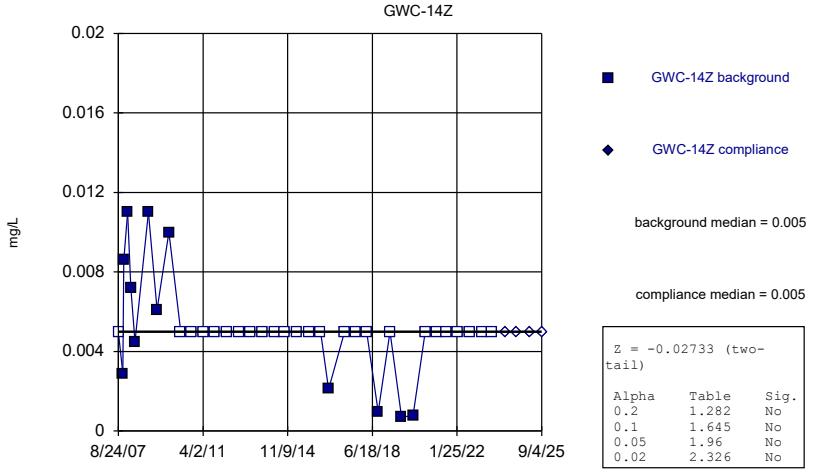

Z = -0.02733 (two-tail)

Alpha	Table	Sig.
0.2	1.282	No
0.1	1.645	No
0.05	1.96	No
0.02	2.326	No

Constituent: Nickel Analysis Run 4/27/2026 2:20 PM View: Appendix I Mann-Whitney
Plant Bowen Client: Southern Company Data: Bowen 1, 2, 9, & 10

Sanitas™ v.10.1.06d Software licensed to Groundwater Stats Consulting. UG
Hollow symbols indicate censored values.

Mann-Whitney (Wilcoxon Rank Sum)

GWC-15R

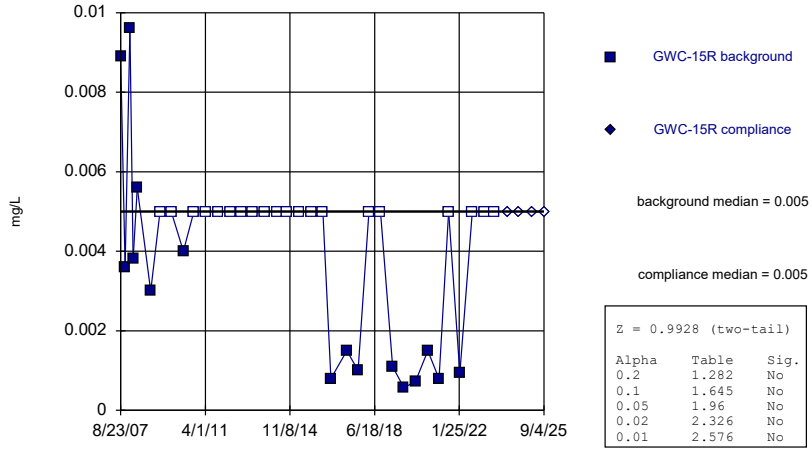

Z = 0.9928 (two-tail)

Alpha	Table	Sig.
0.2	1.282	No
0.1	1.645	No
0.05	1.96	No
0.02	2.326	No
0.01	2.576	No

Constituent: Nickel Analysis Run 4/27/2026 2:20 PM View: Appendix I Mann-Whitney
Plant Bowen Client: Southern Company Data: Bowen 1, 2, 9, & 10

Sanitas™ v.10.1.06d Software licensed to Groundwater Stats Consulting. UG
Hollow symbols indicate censored values.

Mann-Whitney (Wilcoxon Rank Sum)

GWC-15Z

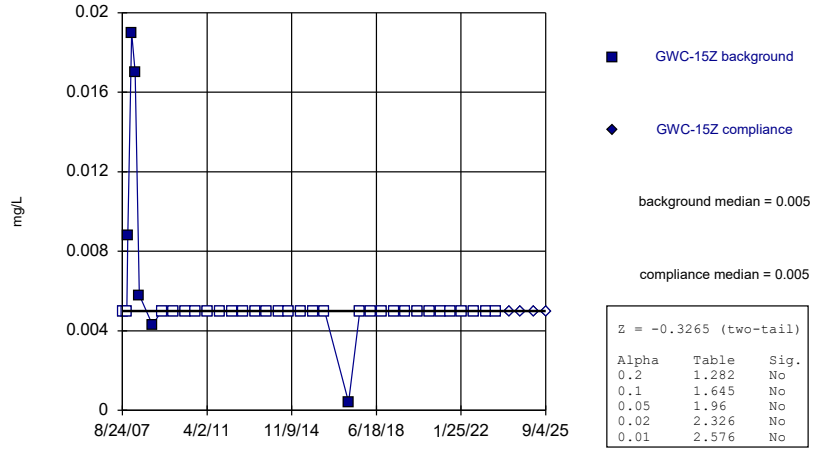

Z = -0.3265 (two-tail)

Alpha	Table	Sig.
0.2	1.282	No
0.1	1.645	No
0.05	1.96	No
0.02	2.326	No
0.01	2.576	No

Constituent: Nickel Analysis Run 4/27/2026 2:20 PM View: Appendix I Mann-Whitney
Plant Bowen Client: Southern Company Data: Bowen 1, 2, 9, & 10

Sanitas™ v.10.1.06d Software licensed to Groundwater Stats Consulting. UG
Hollow symbols indicate censored values.

Mann-Whitney (Wilcoxon Rank Sum)

GWC-44

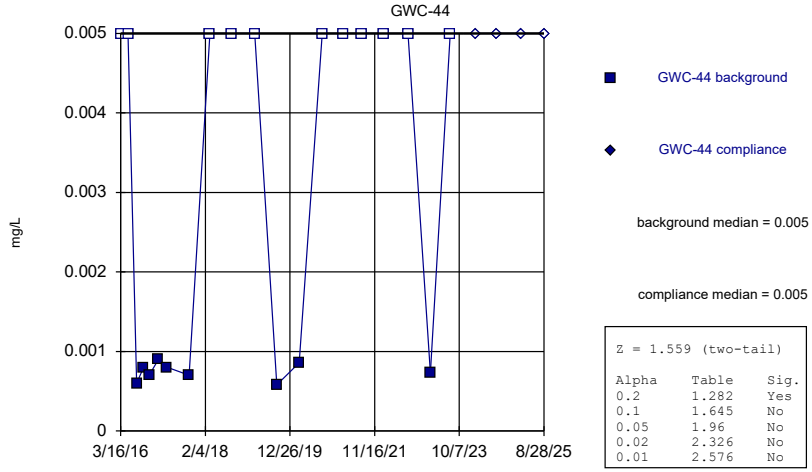

Z = 1.559 (two-tail)

Alpha	Table	Sig.
0.2	1.282	Yes
0.1	1.645	No
0.05	1.96	No
0.02	2.326	No
0.01	2.576	No

Constituent: Nickel Analysis Run 4/27/2026 2:20 PM View: Appendix I Mann-Whitney
Plant Bowen Client: Southern Company Data: Bowen 1, 2, 9, & 10

Sanitas™ v.10.1.06d Software licensed to Groundwater Stats Consulting. UG
Hollow symbols indicate censored values.

Mann-Whitney (Wilcoxon Rank Sum)

GWC-45

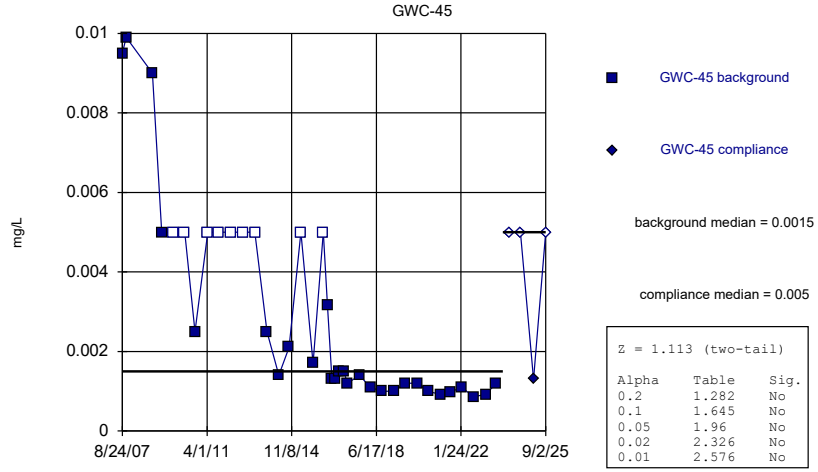

Z = 1.113 (two-tail)

Alpha	Table	Sig.
0.2	1.282	No
0.1	1.645	No
0.05	1.96	No
0.02	2.326	No
0.01	2.576	No

Constituent: Nickel Analysis Run 4/27/2026 2:20 PM View: Appendix I Mann-Whitney
Plant Bowen Client: Southern Company Data: Bowen 1, 2, 9, & 10

Sanitas™ v.10.1.06d Software licensed to Groundwater Stats Consulting. UG
Hollow symbols indicate censored values.

Mann-Whitney (Wilcoxon Rank Sum)

GWC-45R

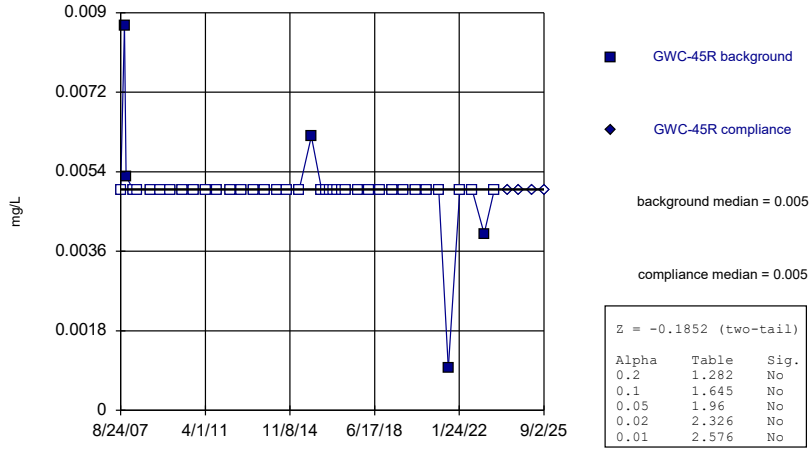

Z = -0.1852 (two-tail)

Alpha	Table	Sig.
0.2	1.282	No
0.1	1.645	No
0.05	1.96	No
0.02	2.326	No
0.01	2.576	No

Constituent: Nickel Analysis Run 4/27/2026 2:20 PM View: Appendix I Mann-Whitney
Plant Bowen Client: Southern Company Data: Bowen 1, 2, 9, & 10

Sanitas™ v.10.1.06d Software licensed to Groundwater Stats Consulting. UG
Hollow symbols indicate censored values.

Mann-Whitney (Wilcoxon Rank Sum)

GWC-46R

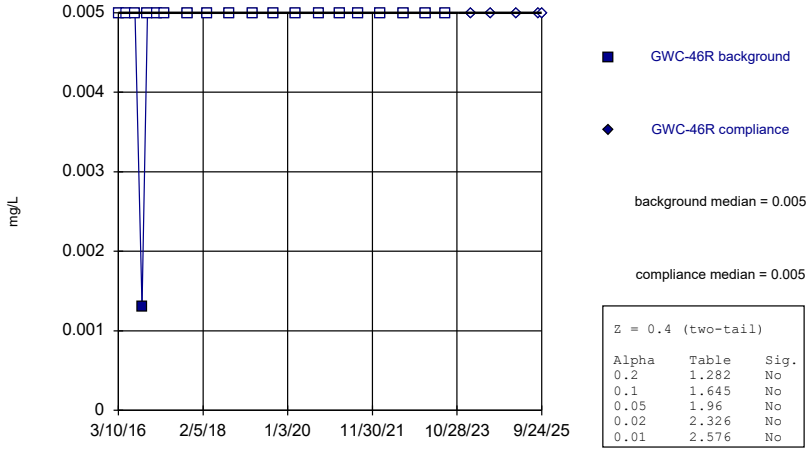

Z = 0.4 (two-tail)

Alpha	Table	Sig.
0.2	1.282	No
0.1	1.645	No
0.05	1.96	No
0.02	2.326	No
0.01	2.576	No

Constituent: Nickel Analysis Run 4/27/2026 2:20 PM View: Appendix I Mann-Whitney
Plant Bowen Client: Southern Company Data: Bowen 1, 2, 9, & 10

Sanitas™ v.10.1.06d Software licensed to Groundwater Stats Consulting. UG
Hollow symbols indicate censored values.

Mann-Whitney (Wilcoxon Rank Sum)

GWC-47

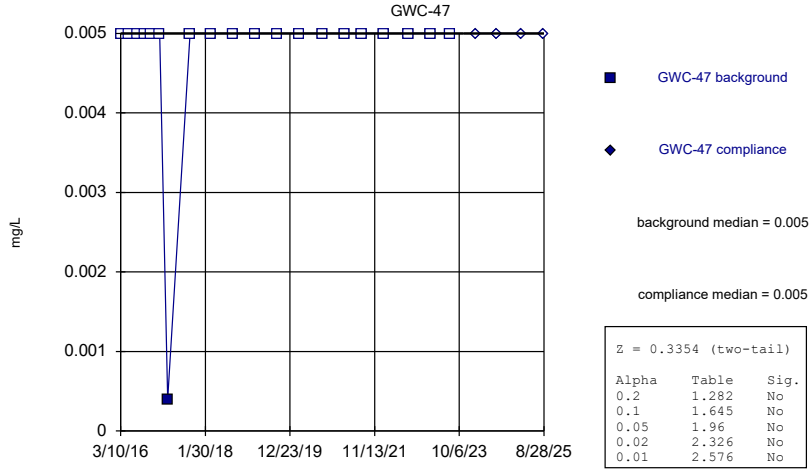

Z = 0.3354 (two-tail)

Alpha	Table	Sig.
0.2	1.282	No
0.1	1.645	No
0.05	1.96	No
0.02	2.326	No
0.01	2.576	No

Constituent: Nickel Analysis Run 4/27/2026 2:20 PM View: Appendix I Mann-Whitney
Plant Bowen Client: Southern Company Data: Bowen 1, 2, 9, & 10

Sanitas™ v.10.1.06d Software licensed to Groundwater Stats Consulting. UG
Hollow symbols indicate censored values.

Mann-Whitney (Wilcoxon Rank Sum)

GWC-47R

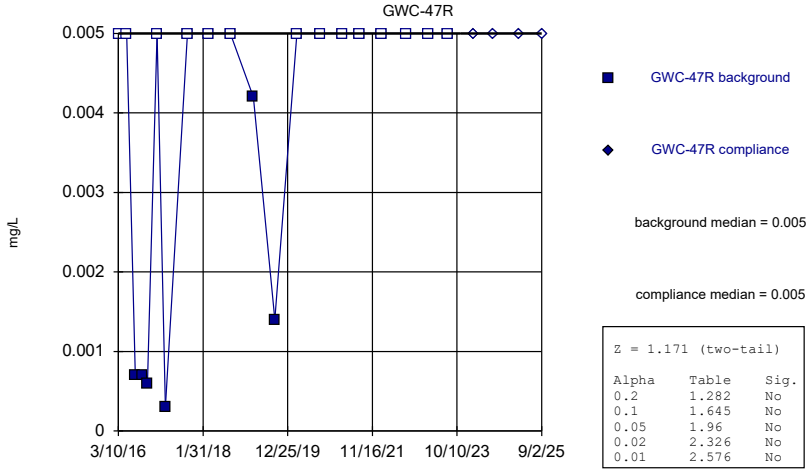

Z = 1.171 (two-tail)

Alpha	Table	Sig.
0.2	1.282	No
0.1	1.645	No
0.05	1.96	No
0.02	2.326	No
0.01	2.576	No

Constituent: Nickel Analysis Run 4/27/2026 2:20 PM View: Appendix I Mann-Whitney
Plant Bowen Client: Southern Company Data: Bowen 1, 2, 9, & 10

Sanitas™ v.10.1.06d Software licensed to Groundwater Stats Consulting. UG
Hollow symbols indicate censored values.

Mann-Whitney (Wilcoxon Rank Sum)

GWC-48

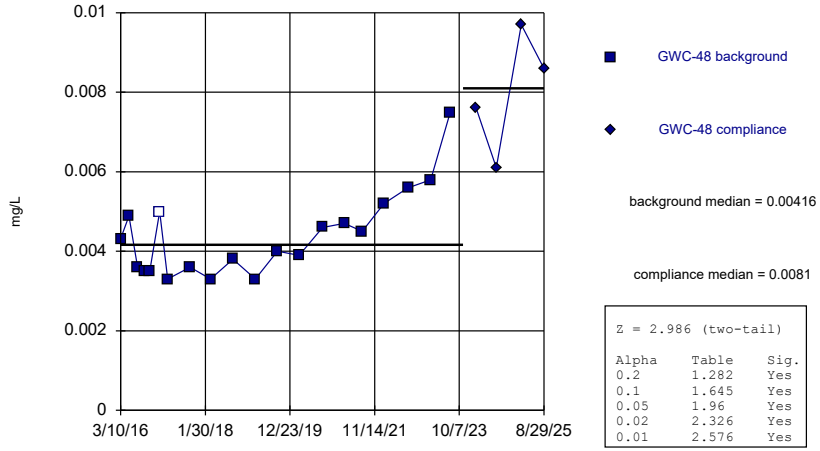

Z = 2.986 (two-tail)

Alpha	Table	Sig.
0.2	1.282	Yes
0.1	1.645	Yes
0.05	1.96	Yes
0.02	2.326	Yes
0.01	2.576	Yes

Constituent: Nickel Analysis Run 4/27/2026 2:20 PM View: Appendix I Mann-Whitney
Plant Bowen Client: Southern Company Data: Bowen 1, 2, 9, & 10

Sanitas™ v.10.1.06d Software licensed to Groundwater Stats Consulting. UG
Hollow symbols indicate censored values.

Mann-Whitney (Wilcoxon Rank Sum)

GWC-49R

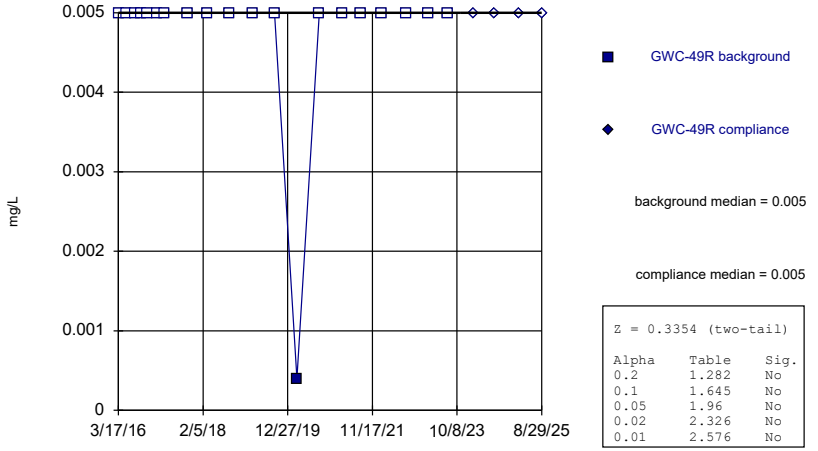

Z = 0.3354 (two-tail)

Alpha	Table	Sig.
0.2	1.282	No
0.1	1.645	No
0.05	1.96	No
0.02	2.326	No
0.01	2.576	No

Constituent: Nickel Analysis Run 4/27/2026 2:20 PM View: Appendix I Mann-Whitney
Plant Bowen Client: Southern Company Data: Bowen 1, 2, 9, & 10

Sanitas™ v.10.1.06d Software licensed to Groundwater Stats Consulting. UG
Hollow symbols indicate censored values.

Mann-Whitney (Wilcoxon Rank Sum)

GWC-49Z

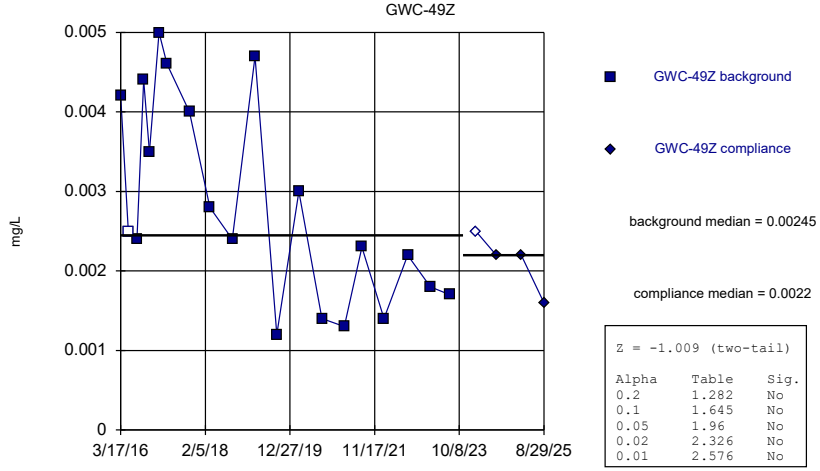

Z = -1.009 (two-tail)

Alpha	Table	Sig.
0.2	1.282	No
0.1	1.645	No
0.05	1.96	No
0.02	2.326	No
0.01	2.576	No

Constituent: Nickel Analysis Run 4/27/2026 2:20 PM View: Appendix I Mann-Whitney
Plant Bowen Client: Southern Company Data: Bowen 1, 2, 9, & 10

Sanitas™ v.10.1.06d Software licensed to Groundwater Stats Consulting. UG
Hollow symbols indicate censored values.

Mann-Whitney (Wilcoxon Rank Sum)

GWA-2 (bg)

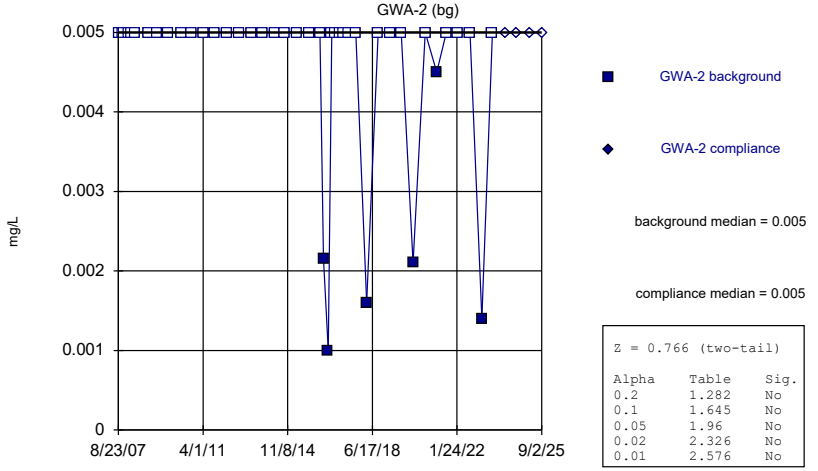

Z = 0.766 (two-tail)

Alpha	Table	Sig.
0.2	1.282	No
0.1	1.645	No
0.05	1.96	No
0.02	2.326	No
0.01	2.576	No

Constituent: Selenium Analysis Run 4/27/2026 2:21 PM View: Appendix I Mann-Whitney
Plant Bowen Client: Southern Company Data: Bowen 1, 2, 9, & 10

Sanitas™ v.10.1.06d Software licensed to Groundwater Stats Consulting. UG
Hollow symbols indicate censored values.

Mann-Whitney (Wilcoxon Rank Sum)

GWA-2R (bg)

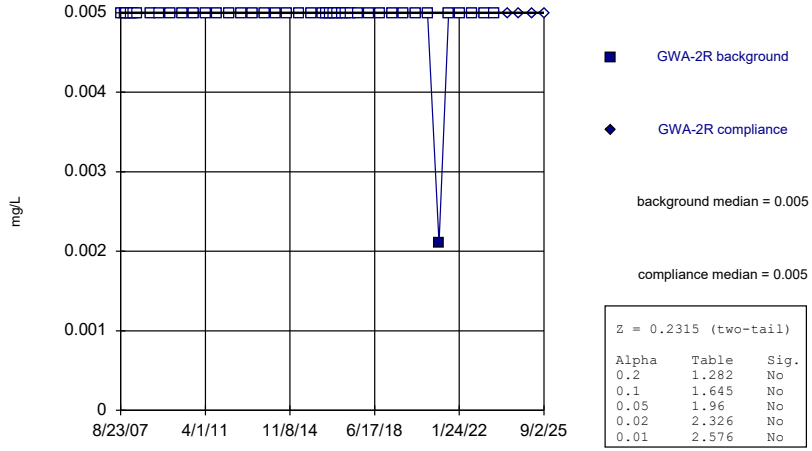

Z = 0.2315 (two-tail)

Alpha	Table	Sig.
0.2	1.282	No
0.1	1.645	No
0.05	1.96	No
0.02	2.326	No
0.01	2.576	No

Constituent: Selenium Analysis Run 4/27/2026 2:21 PM View: Appendix I Mann-Whitney
Plant Bowen Client: Southern Company Data: Bowen 1, 2, 9, & 10

Sanitas™ v.10.1.06d Software licensed to Groundwater Stats Consulting. UG
Hollow symbols indicate censored values.

Mann-Whitney (Wilcoxon Rank Sum)

GWA-43 (bg)

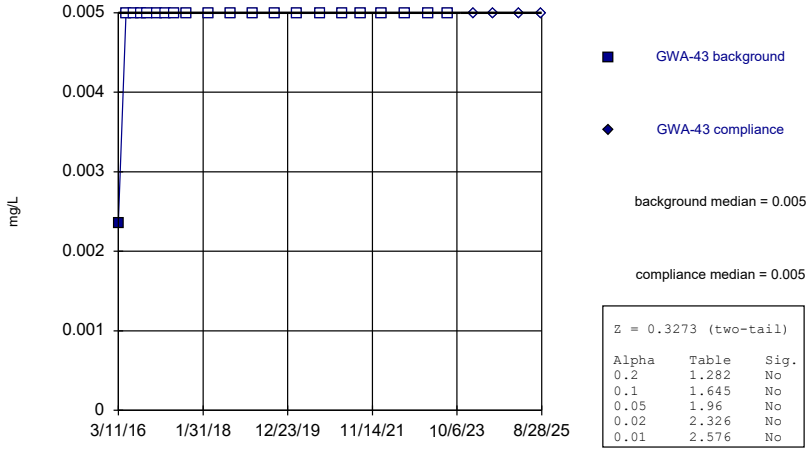

Z = 0.3273 (two-tail)

Alpha	Table	Sig.
0.2	1.282	No
0.1	1.645	No
0.05	1.96	No
0.02	2.326	No
0.01	2.576	No

Constituent: Selenium Analysis Run 4/27/2026 2:21 PM View: Appendix I Mann-Whitney
Plant Bowen Client: Southern Company Data: Bowen 1, 2, 9, & 10

Sanitas™ v.10.1.06d Software licensed to Groundwater Stats Consulting. UG
Hollow symbols indicate censored values.

Mann-Whitney (Wilcoxon Rank Sum)

GWC-5

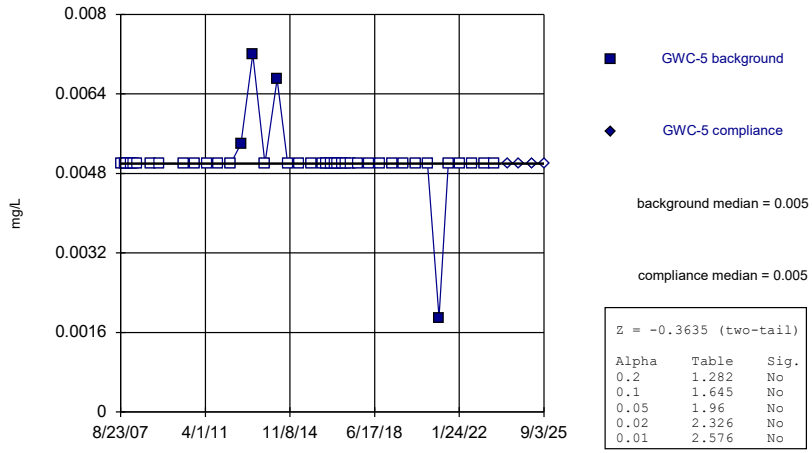

Z = -0.3635 (two-tail)

Alpha	Table	Sig.
0.2	1.282	No
0.1	1.645	No
0.05	1.96	No
0.02	2.326	No
0.01	2.576	No

Constituent: Selenium Analysis Run 4/27/2026 2:21 PM View: Appendix I Mann-Whitney
Plant Bowen Client: Southern Company Data: Bowen 1, 2, 9, & 10

Sanitas™ v.10.1.06d Software licensed to Groundwater Stats Consulting. UG
Hollow symbols indicate censored values.

Mann-Whitney (Wilcoxon Rank Sum)

GWC-6RZ

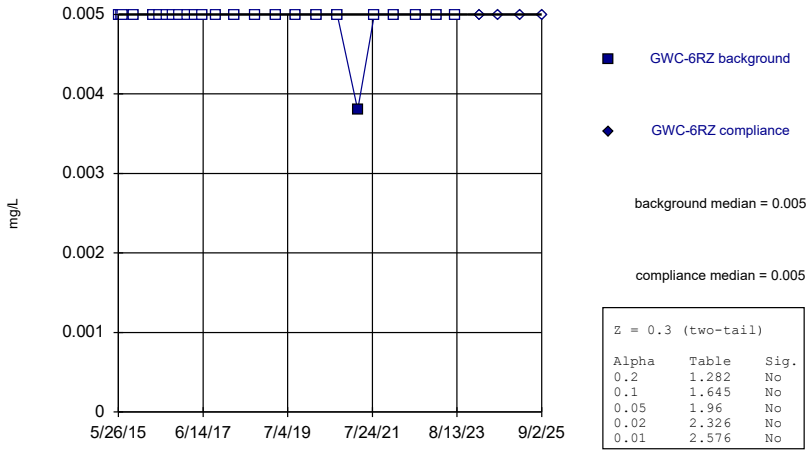

Z = 0.3 (two-tail)

Alpha	Table	Sig.
0.2	1.282	No
0.1	1.645	No
0.05	1.96	No
0.02	2.326	No
0.01	2.576	No

Constituent: Selenium Analysis Run 4/27/2026 2:21 PM View: Appendix I Mann-Whitney
Plant Bowen Client: Southern Company Data: Bowen 1, 2, 9, & 10

Sanitas™ v.10.1.06d Software licensed to Groundwater Stats Consulting. UG
Hollow symbols indicate censored values.

Mann-Whitney (Wilcoxon Rank Sum)

GWC-8Z

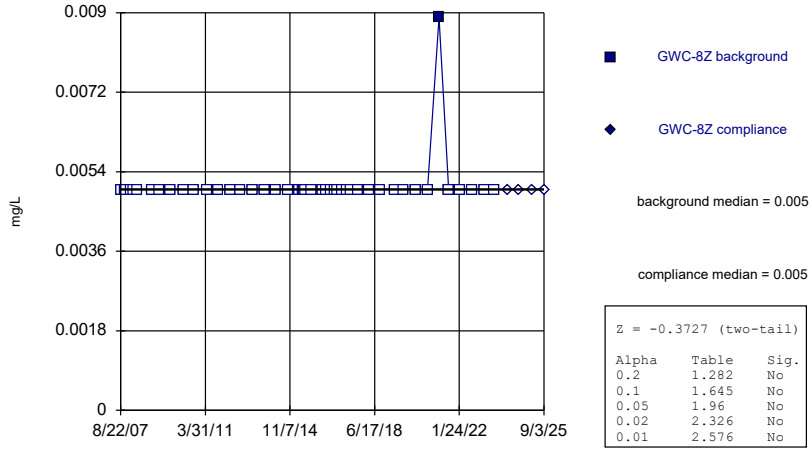

Z = -0.3727 (two-tail)

Alpha	Table	Sig.
0.2	1.282	No
0.1	1.645	No
0.05	1.96	No
0.02	2.326	No
0.01	2.576	No

Constituent: Selenium Analysis Run 4/27/2026 2:21 PM View: Appendix I Mann-Whitney
Plant Bowen Client: Southern Company Data: Bowen 1, 2, 9, & 10

Sanitas™ v.10.1.06d Software licensed to Groundwater Stats Consulting. UG
Hollow symbols indicate censored values.

Mann-Whitney (Wilcoxon Rank Sum)

GWC-9

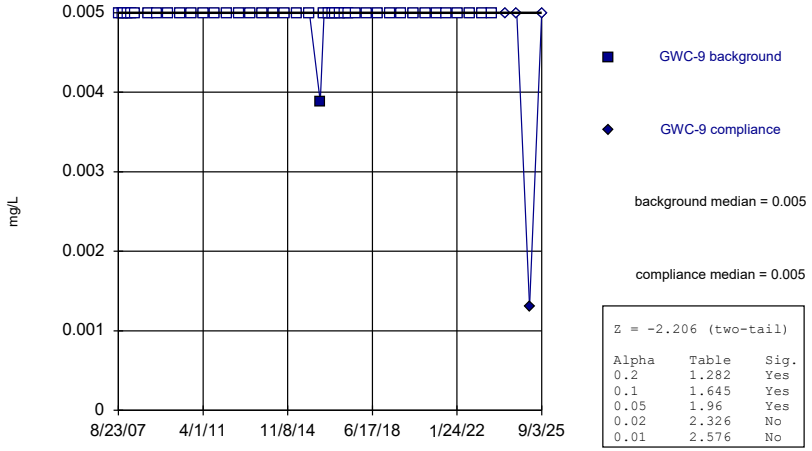

Z = -2.206 (two-tail)

Alpha	Table	Sig.
0.2	1.282	Yes
0.1	1.645	Yes
0.05	1.96	Yes
0.02	2.326	No
0.01	2.576	No

Constituent: Selenium Analysis Run 4/27/2026 2:21 PM View: Appendix I Mann-Whitney
Plant Bowen Client: Southern Company Data: Bowen 1, 2, 9, & 10

Sanitas™ v.10.1.06d Software licensed to Groundwater Stats Consulting. UG
Hollow symbols indicate censored values.

Mann-Whitney (Wilcoxon Rank Sum)

GWC-13

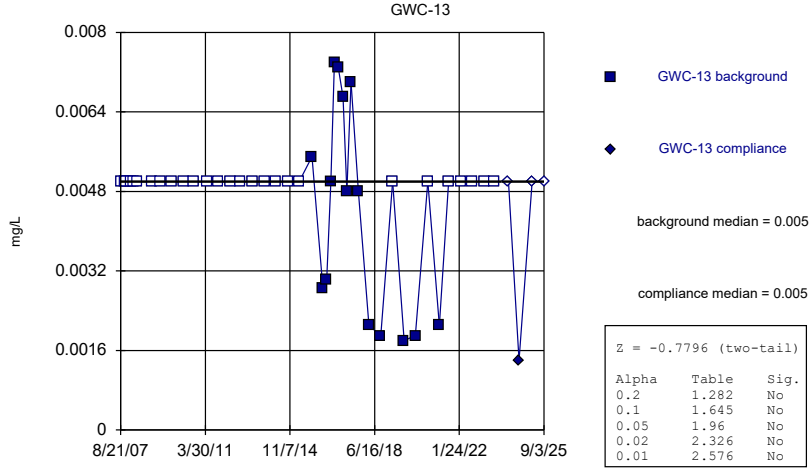

Z = -0.7796 (two-tail)

Alpha	Table	Sig.
0.2	1.282	No
0.1	1.645	No
0.05	1.96	No
0.02	2.326	No
0.01	2.576	No

Constituent: Selenium Analysis Run 4/27/2026 2:21 PM View: Appendix I Mann-Whitney
Plant Bowen Client: Southern Company Data: Bowen 1, 2, 9, & 10

Sanitas™ v.10.1.06d Software licensed to Groundwater Stats Consulting. UG
Hollow symbols indicate censored values.

Mann-Whitney (Wilcoxon Rank Sum)

GWC-13RZ

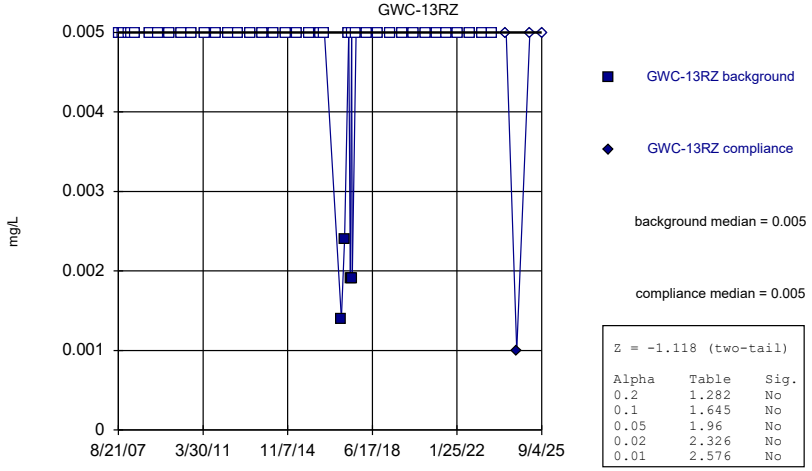

Z = -1.118 (two-tail)

Alpha	Table	Sig.
0.2	1.282	No
0.1	1.645	No
0.05	1.96	No
0.02	2.326	No
0.01	2.576	No

Constituent: Selenium Analysis Run 4/27/2026 2:21 PM View: Appendix I Mann-Whitney
Plant Bowen Client: Southern Company Data: Bowen 1, 2, 9, & 10

Sanitas™ v.10.1.06d Software licensed to Groundwater Stats Consulting. UG
Hollow symbols indicate censored values.

Mann-Whitney (Wilcoxon Rank Sum)

GWC-14Z

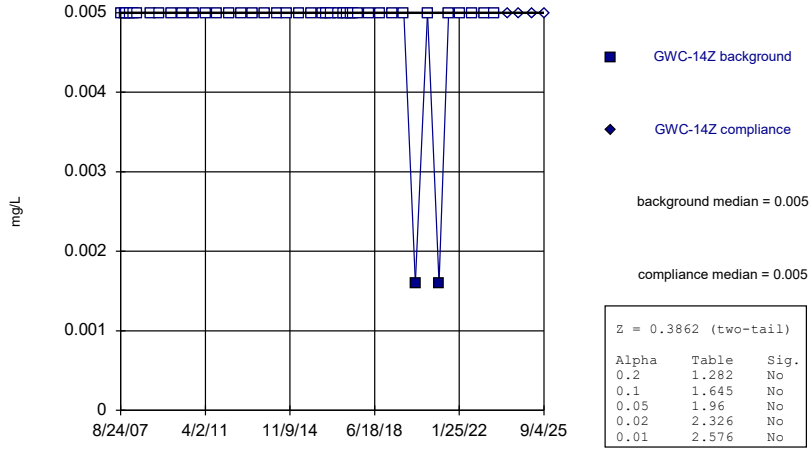

Z = 0.3862 (two-tail)

Alpha	Table	Sig.
0.2	1.282	No
0.1	1.645	No
0.05	1.96	No
0.02	2.326	No
0.01	2.576	No

Constituent: Selenium Analysis Run 4/27/2026 2:21 PM View: Appendix I Mann-Whitney
Plant Bowen Client: Southern Company Data: Bowen 1, 2, 9, & 10

Sanitas™ v.10.1.06d Software licensed to Groundwater Stats Consulting. UG
Hollow symbols indicate censored values.

Mann-Whitney (Wilcoxon Rank Sum)

GWC-15R

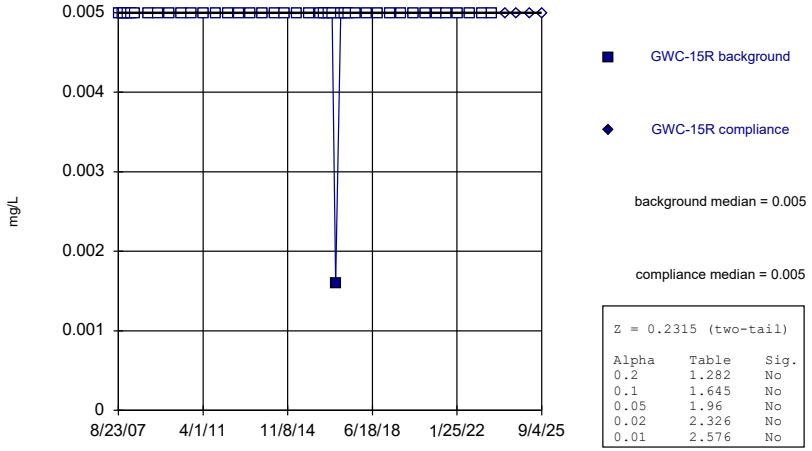

Z = 0.2315 (two-tail)

Alpha	Table	Sig.
0.2	1.282	No
0.1	1.645	No
0.05	1.96	No
0.02	2.326	No
0.01	2.576	No

Constituent: Selenium Analysis Run 4/27/2026 2:21 PM View: Appendix I Mann-Whitney
Plant Bowen Client: Southern Company Data: Bowen 1, 2, 9, & 10

Sanitas™ v.10.1.06d Software licensed to Groundwater Stats Consulting. UG
Hollow symbols indicate censored values.

Mann-Whitney (Wilcoxon Rank Sum)

GWC-44

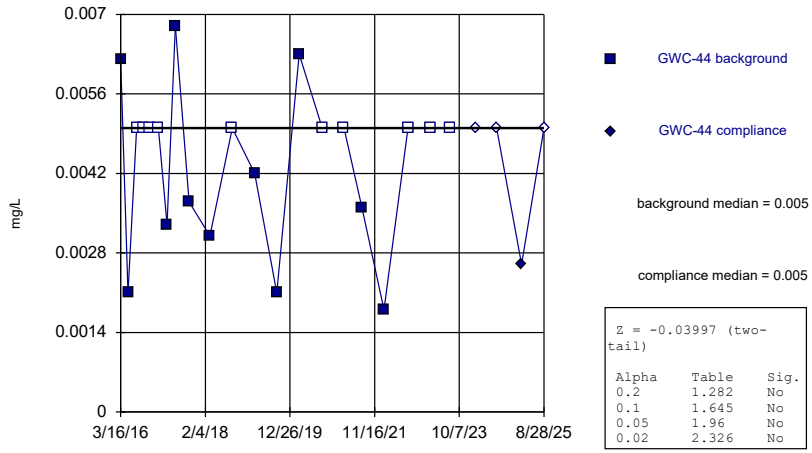

Z = -0.03997 (two-tail)

Alpha	Table	Sig.
0.2	1.282	No
0.1	1.645	No
0.05	1.96	No
0.02	2.326	No

Constituent: Selenium Analysis Run 4/27/2026 2:21 PM View: Appendix I Mann-Whitney
Plant Bowen Client: Southern Company Data: Bowen 1, 2, 9, & 10

Sanitas™ v.10.1.06d Software licensed to Groundwater Stats Consulting. UG
Hollow symbols indicate censored values.

Mann-Whitney (Wilcoxon Rank Sum)

GWC-46R

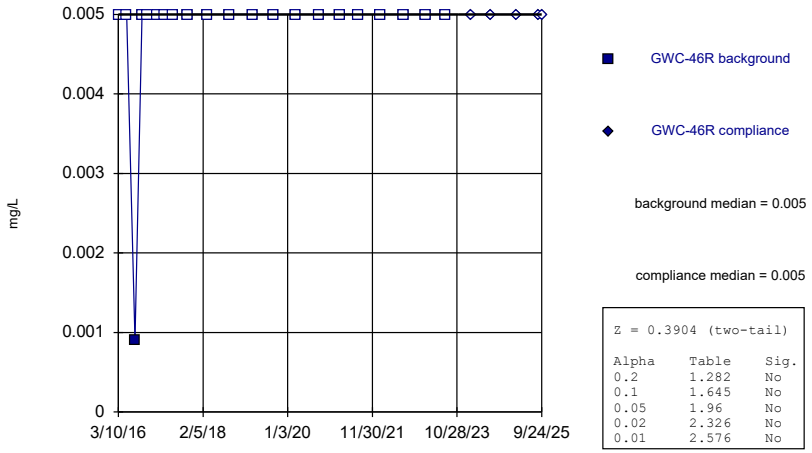

Z = 0.3904 (two-tail)

Alpha	Table	Sig.
0.2	1.282	No
0.1	1.645	No
0.05	1.96	No
0.02	2.326	No
0.01	2.576	No

Constituent: Selenium Analysis Run 4/27/2026 2:21 PM View: Appendix I Mann-Whitney
Plant Bowen Client: Southern Company Data: Bowen 1, 2, 9, & 10

Sanitas™ v.10.1.06d Software licensed to Groundwater Stats Consulting. UG
Hollow symbols indicate censored values.

Mann-Whitney (Wilcoxon Rank Sum)

GWC-48

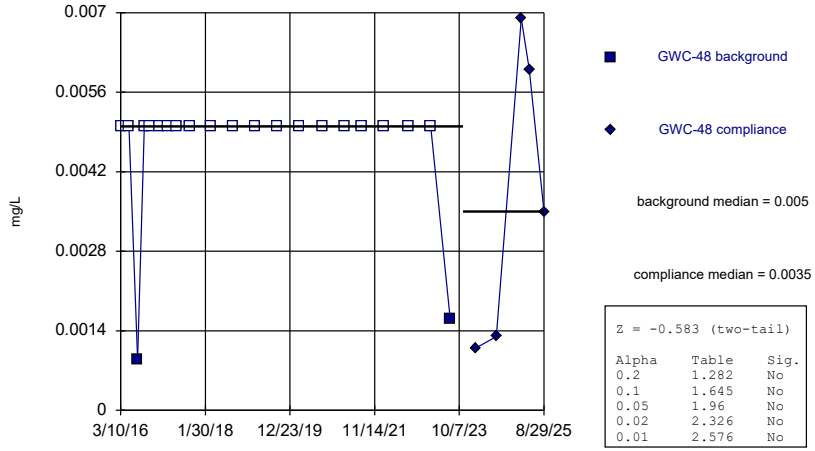

background median = 0.005

compliance median = 0.0035

Z = -0.583 (two-tail)

Alpha	Table	Sig.
0.2	1.282	No
0.1	1.645	No
0.05	1.96	No
0.02	2.326	No
0.01	2.576	No

Constituent: Selenium Analysis Run 4/27/2026 2:21 PM View: Appendix I Mann-Whitney
Plant Bowen Client: Southern Company Data: Bowen 1, 2, 9, & 10

Sanitas™ v.10.1.06d Software licensed to Groundwater Stats Consulting. UG
Hollow symbols indicate censored values.

Mann-Whitney (Wilcoxon Rank Sum)

GWA-50 (bg)

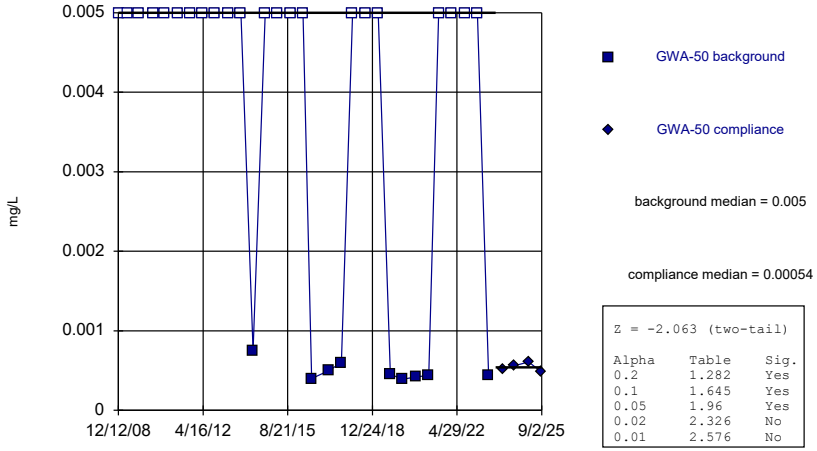

background median = 0.005

compliance median = 0.00054

Z = -2.063 (two-tail)

Alpha	Table	Sig.
0.2	1.282	Yes
0.1	1.645	Yes
0.05	1.96	Yes
0.02	2.326	No
0.01	2.576	No

Constituent: Silver Analysis Run 4/27/2026 2:21 PM View: Appendix I Mann-Whitney
Plant Bowen Client: Southern Company Data: Bowen 1, 2, 9, & 10

Sanitas™ v.10.1.06d Software licensed to Groundwater Stats Consulting. UG
Hollow symbols indicate censored values.

Mann-Whitney (Wilcoxon Rank Sum)

GWA-50R (bg)

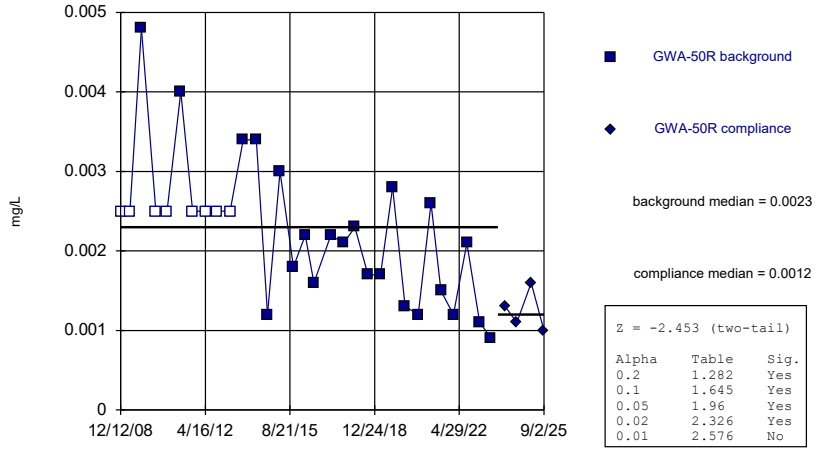

background median = 0.0023

compliance median = 0.0012

Z = -2.453 (two-tail)

Alpha	Table	Sig.
0.2	1.282	Yes
0.1	1.645	Yes
0.05	1.96	Yes
0.02	2.326	Yes
0.01	2.576	No

Constituent: Silver Analysis Run 4/27/2026 2:21 PM View: Appendix I Mann-Whitney
Plant Bowen Client: Southern Company Data: Bowen 1, 2, 9, & 10

Sanitas™ v.10.1.06d Software licensed to Groundwater Stats Consulting. UG
Hollow symbols indicate censored values.

Mann-Whitney (Wilcoxon Rank Sum)

GWC-12

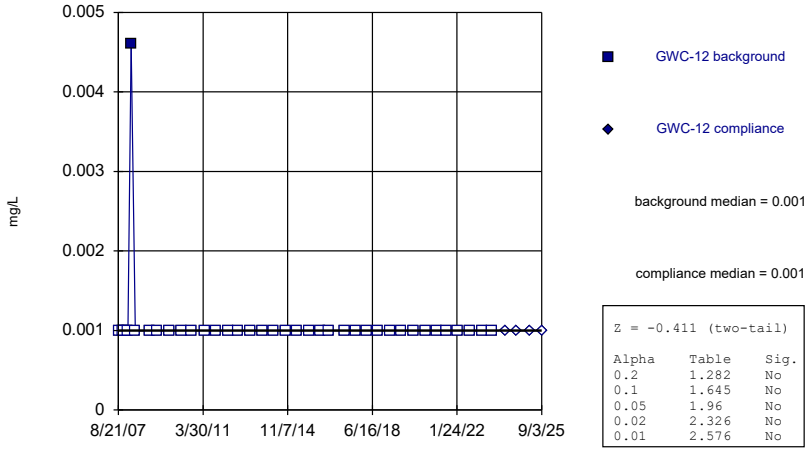

background median = 0.001

compliance median = 0.001

Z = -0.411 (two-tail)

Alpha	Table	Sig.
0.2	1.282	No
0.1	1.645	No
0.05	1.96	No
0.02	2.326	No
0.01	2.576	No

Constituent: Silver Analysis Run 4/27/2026 2:22 PM View: Appendix I Mann-Whitney
Plant Bowen Client: Southern Company Data: Bowen 1, 2, 9, & 10

Sanitas™ v.10.1.06d Software licensed to Groundwater Stats Consulting. UG
Hollow symbols indicate censored values.

Mann-Whitney (Wilcoxon Rank Sum)

GWC-13RZ

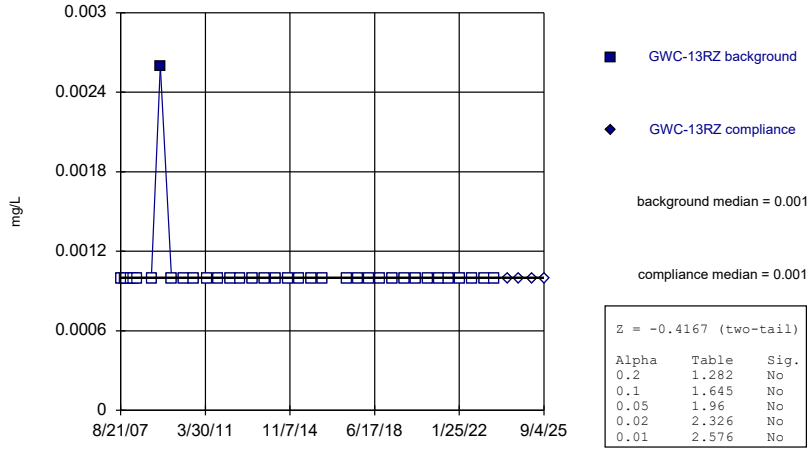

Z = -0.4167 (two-tail)

Alpha	Table	Sig.
0.2	1.282	No
0.1	1.645	No
0.05	1.96	No
0.02	2.326	No
0.01	2.576	No

Constituent: Silver Analysis Run 4/27/2026 2:22 PM View: Appendix I Mann-Whitney
Plant Bowen Client: Southern Company Data: Bowen 1, 2, 9, & 10

Sanitas™ v.10.1.06d Software licensed to Groundwater Stats Consulting. UG
Hollow symbols indicate censored values.

Mann-Whitney (Wilcoxon Rank Sum)

GWC-45

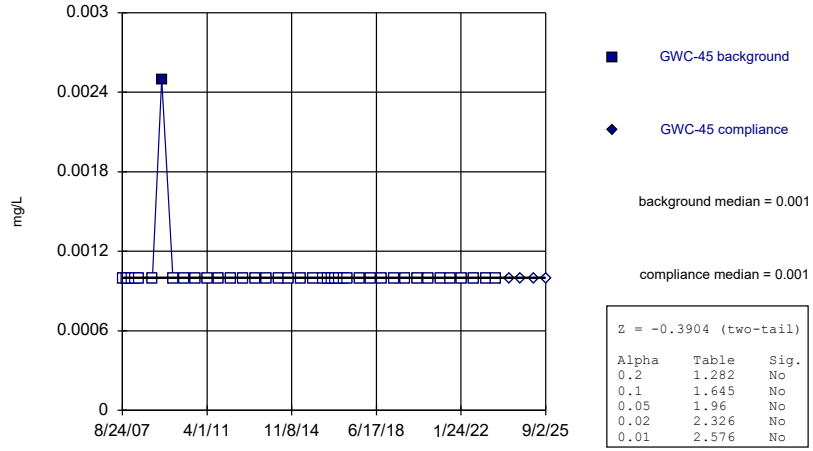

Z = -0.3904 (two-tail)

Alpha	Table	Sig.
0.2	1.282	No
0.1	1.645	No
0.05	1.96	No
0.02	2.326	No
0.01	2.576	No

Constituent: Silver Analysis Run 4/27/2026 2:22 PM View: Appendix I Mann-Whitney
Plant Bowen Client: Southern Company Data: Bowen 1, 2, 9, & 10

Sanitas™ v.10.1.06d Software licensed to Groundwater Stats Consulting. UG
Hollow symbols indicate censored values.

Mann-Whitney (Wilcoxon Rank Sum)

GWC-45R

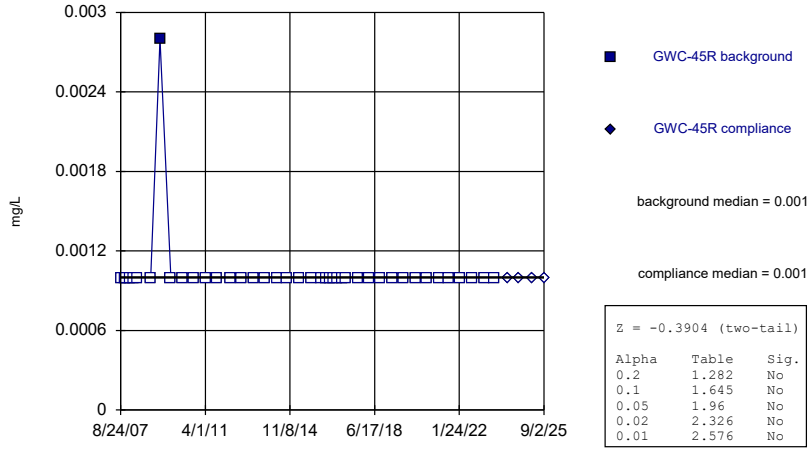

Z = -0.3904 (two-tail)

Alpha	Table	Sig.
0.2	1.282	No
0.1	1.645	No
0.05	1.96	No
0.02	2.326	No
0.01	2.576	No

Constituent: Silver Analysis Run 4/27/2026 2:22 PM View: Appendix I Mann-Whitney
Plant Bowen Client: Southern Company Data: Bowen 1, 2, 9, & 10

Sanitas™ v.10.1.06d Software licensed to Groundwater Stats Consulting. UG
Hollow symbols indicate censored values.

Mann-Whitney (Wilcoxon Rank Sum)

GWA-1 (bg)

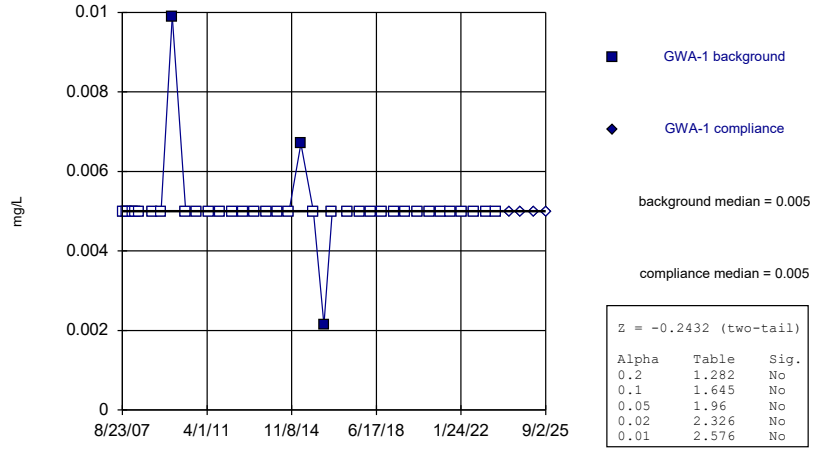

Z = -0.2432 (two-tail)

Alpha	Table	Sig.
0.2	1.282	No
0.1	1.645	No
0.05	1.96	No
0.02	2.326	No
0.01	2.576	No

Constituent: Vanadium Analysis Run 4/27/2026 2:22 PM View: Appendix I Mann-Whitney
Plant Bowen Client: Southern Company Data: Bowen 1, 2, 9, & 10

Sanitas™ v.10.1.06d Software licensed to Groundwater Stats Consulting. UG
Hollow symbols indicate censored values.

Mann-Whitney (Wilcoxon Rank Sum)

GWA-2 (bg)

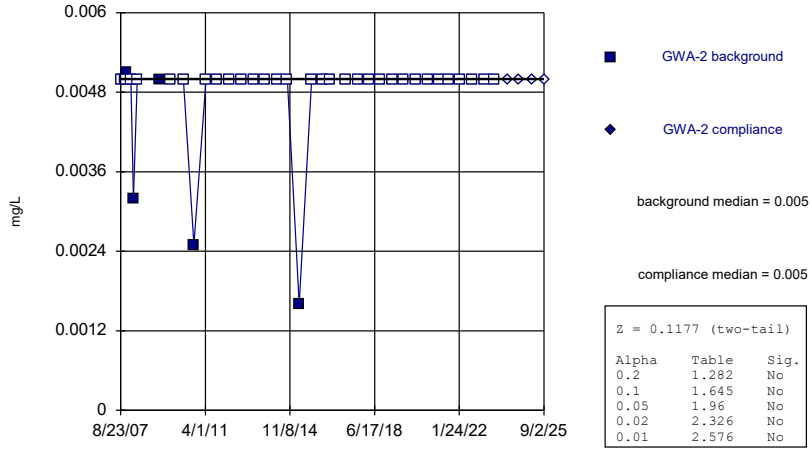

Z = 0.1177 (two-tail)

Alpha	Table	Sig.
0.2	1.282	No
0.1	1.645	No
0.05	1.96	No
0.02	2.326	No
0.01	2.576	No

Constituent: Vanadium Analysis Run 4/27/2026 2:22 PM View: Appendix I Mann-Whitney
Plant Bowen Client: Southern Company Data: Bowen 1, 2, 9, & 10

Sanitas™ v.10.1.06d Software licensed to Groundwater Stats Consulting. UG
Hollow symbols indicate censored values.

Mann-Whitney (Wilcoxon Rank Sum)

GWA-2R (bg)

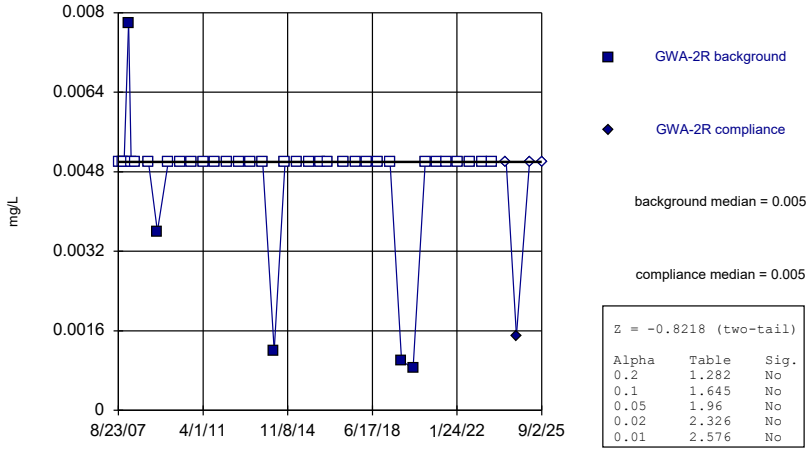

Z = -0.8218 (two-tail)

Alpha	Table	Sig.
0.2	1.282	No
0.1	1.645	No
0.05	1.96	No
0.02	2.326	No
0.01	2.576	No

Constituent: Vanadium Analysis Run 4/27/2026 2:22 PM View: Appendix I Mann-Whitney
Plant Bowen Client: Southern Company Data: Bowen 1, 2, 9, & 10

Sanitas™ v.10.1.06d Software licensed to Groundwater Stats Consulting. UG
Hollow symbols indicate censored values.

Mann-Whitney (Wilcoxon Rank Sum)

GWA-3A (bg)

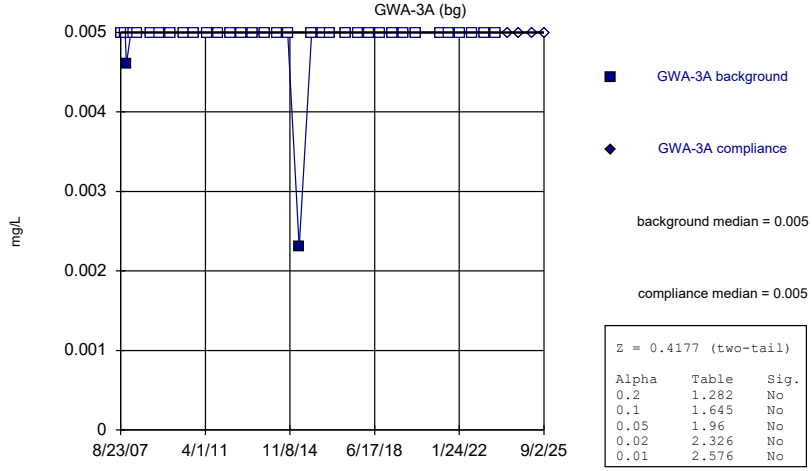

Z = 0.4177 (two-tail)

Alpha	Table	Sig.
0.2	1.282	No
0.1	1.645	No
0.05	1.96	No
0.02	2.326	No
0.01	2.576	No

Constituent: Vanadium Analysis Run 4/27/2026 2:22 PM View: Appendix I Mann-Whitney
Plant Bowen Client: Southern Company Data: Bowen 1, 2, 9, & 10

Sanitas™ v.10.1.06d Software licensed to Groundwater Stats Consulting. UG
Hollow symbols indicate censored values.

Mann-Whitney (Wilcoxon Rank Sum)

GWA-4RZ (bg)

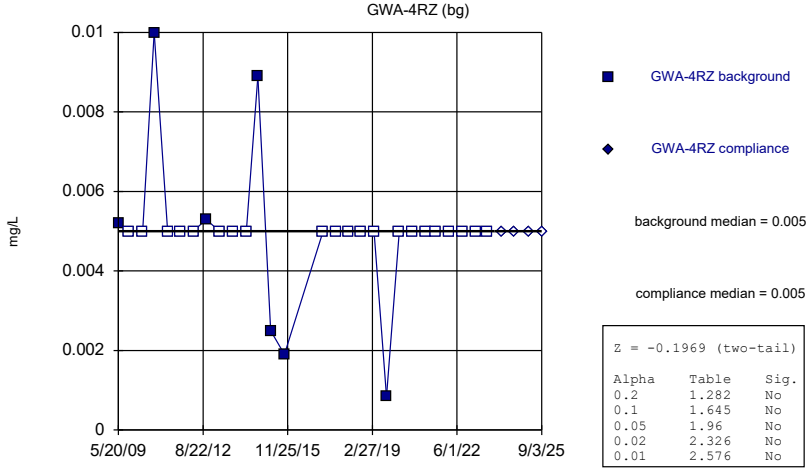

Z = -0.1969 (two-tail)

Alpha	Table	Sig.
0.2	1.282	No
0.1	1.645	No
0.05	1.96	No
0.02	2.326	No
0.01	2.576	No

Constituent: Vanadium Analysis Run 4/27/2026 2:22 PM View: Appendix I Mann-Whitney
Plant Bowen Client: Southern Company Data: Bowen 1, 2, 9, & 10

Sanitas™ v.10.1.06d Software licensed to Groundwater Stats Consulting. UG
Hollow symbols indicate censored values.

Mann-Whitney (Wilcoxon Rank Sum)

GWA-39RZ (bg)

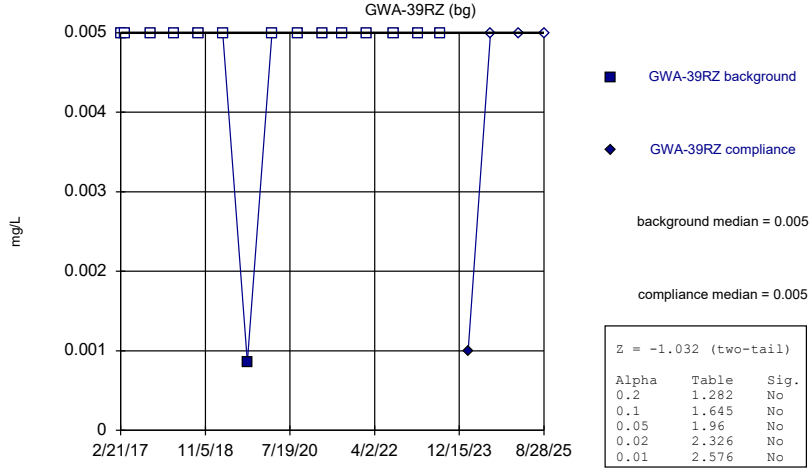

Z = -1.032 (two-tail)

Alpha	Table	Sig.
0.2	1.282	No
0.1	1.645	No
0.05	1.96	No
0.02	2.326	No
0.01	2.576	No

Constituent: Vanadium Analysis Run 4/27/2026 2:22 PM View: Appendix I Mann-Whitney
Plant Bowen Client: Southern Company Data: Bowen 1, 2, 9, & 10

Sanitas™ v.10.1.06d Software licensed to Groundwater Stats Consulting. UG
Hollow symbols indicate censored values.

Mann-Whitney (Wilcoxon Rank Sum)

GWA-41R (bg)

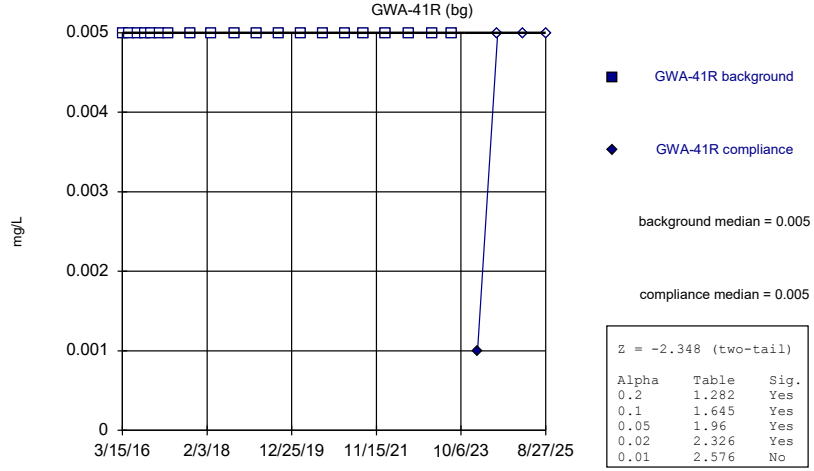

Z = -2.348 (two-tail)

Alpha	Table	Sig.
0.2	1.282	Yes
0.1	1.645	Yes
0.05	1.96	Yes
0.02	2.326	Yes
0.01	2.576	No

Constituent: Vanadium Analysis Run 4/27/2026 2:22 PM View: Appendix I Mann-Whitney
Plant Bowen Client: Southern Company Data: Bowen 1, 2, 9, & 10

Sanitas™ v.10.1.06d Software licensed to Groundwater Stats Consulting. UG
Hollow symbols indicate censored values.

Mann-Whitney (Wilcoxon Rank Sum)

GWA-42 (bg)

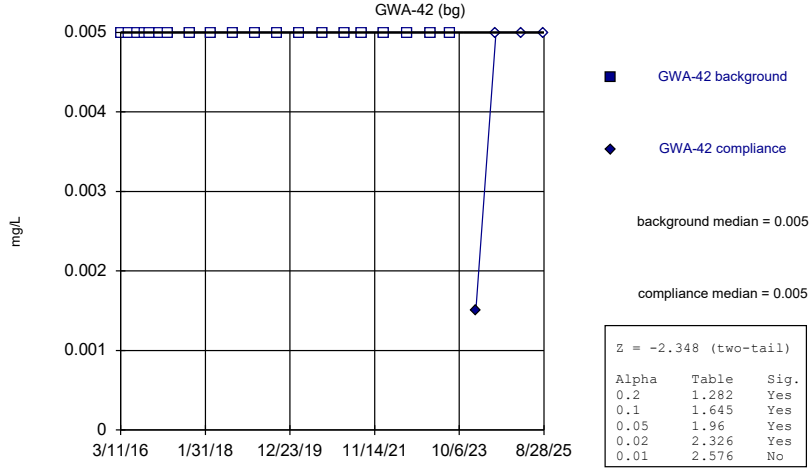

Z = -2.348 (two-tail)

Alpha	Table	Sig.
0.2	1.282	Yes
0.1	1.645	Yes
0.05	1.96	Yes
0.02	2.326	Yes
0.01	2.576	No

Constituent: Vanadium Analysis Run 4/27/2026 2:22 PM View: Appendix I Mann-Whitney
Plant Bowen Client: Southern Company Data: Bowen 1, 2, 9, & 10

Sanitas™ v.10.1.06d Software licensed to Groundwater Stats Consulting. UG
Hollow symbols indicate censored values.

Mann-Whitney (Wilcoxon Rank Sum)

GWA-43 (bg)

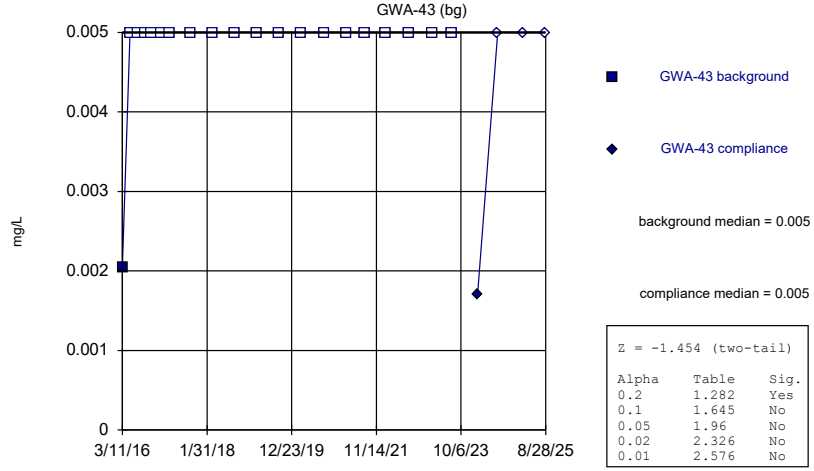

Z = -1.454 (two-tail)

Alpha	Table	Sig.
0.2	1.282	Yes
0.1	1.645	No
0.05	1.96	No
0.02	2.326	No
0.01	2.576	No

Constituent: Vanadium Analysis Run 4/27/2026 2:22 PM View: Appendix I Mann-Whitney
Plant Bowen Client: Southern Company Data: Bowen 1, 2, 9, & 10

Sanitas™ v.10.1.06d Software licensed to Groundwater Stats Consulting. UG
Hollow symbols indicate censored values.

Mann-Whitney (Wilcoxon Rank Sum)

GWA-43R (bg)

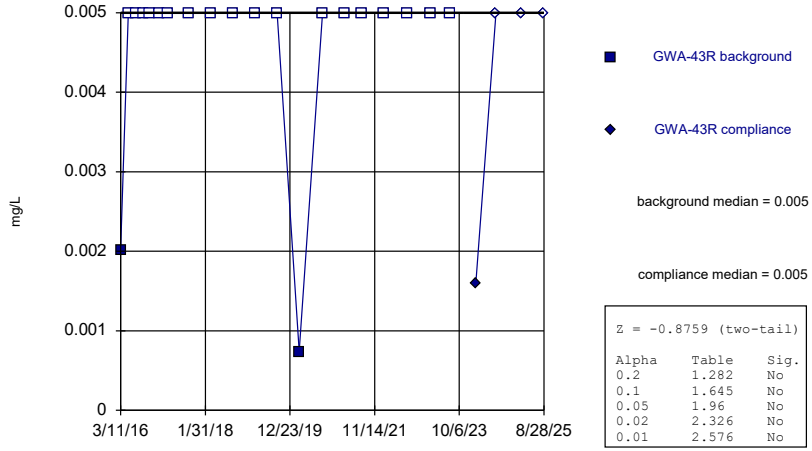

Z = -0.8759 (two-tail)

Alpha	Table	Sig.
0.2	1.282	No
0.1	1.645	No
0.05	1.96	No
0.02	2.326	No
0.01	2.576	No

Constituent: Vanadium Analysis Run 4/27/2026 2:22 PM View: Appendix I Mann-Whitney
Plant Bowen Client: Southern Company Data: Bowen 1, 2, 9, & 10

Sanitas™ v.10.1.06d Software licensed to Groundwater Stats Consulting. UG
Hollow symbols indicate censored values.

Mann-Whitney (Wilcoxon Rank Sum)

GWA-50R (bg)

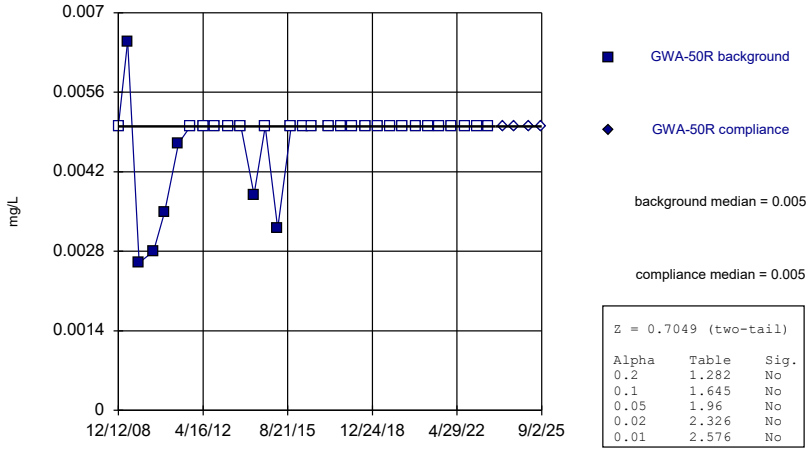

Z = 0.7049 (two-tail)

Alpha	Table	Sig.
0.2	1.282	No
0.1	1.645	No
0.05	1.96	No
0.02	2.326	No
0.01	2.576	No

Constituent: Vanadium Analysis Run 4/27/2026 2:22 PM View: Appendix I Mann-Whitney
Plant Bowen Client: Southern Company Data: Bowen 1, 2, 9, & 10

Sanitas™ v.10.1.06d Software licensed to Groundwater Stats Consulting. UG
Hollow symbols indicate censored values.

Mann-Whitney (Wilcoxon Rank Sum)

GWC-5

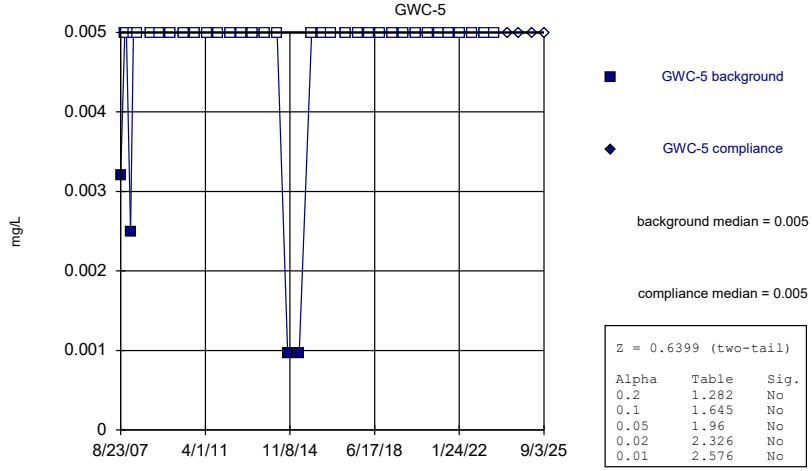

Z = 0.6399 (two-tail)

Alpha	Table	Sig.
0.2	1.282	No
0.1	1.645	No
0.05	1.96	No
0.02	2.326	No
0.01	2.576	No

Constituent: Vanadium Analysis Run 4/27/2026 2:22 PM View: Appendix I Mann-Whitney
Plant Bowen Client: Southern Company Data: Bowen 1, 2, 9, & 10

Sanitas™ v.10.1.06d Software licensed to Groundwater Stats Consulting. UG
Hollow symbols indicate censored values.

Mann-Whitney (Wilcoxon Rank Sum)

GWC-6

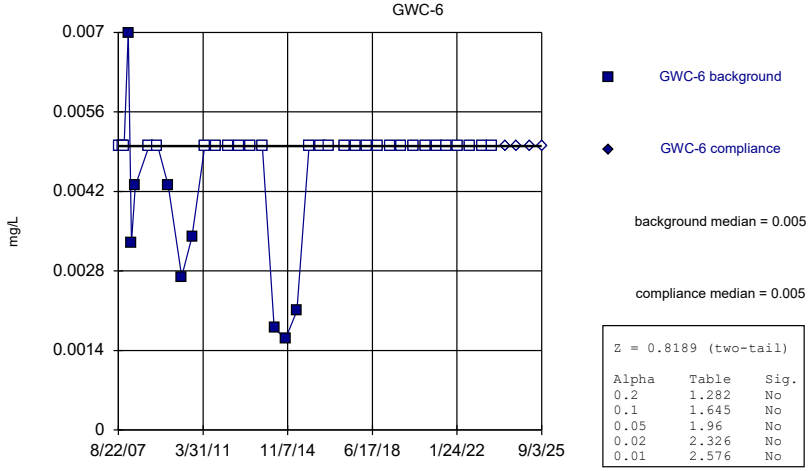

Z = 0.8189 (two-tail)

Alpha	Table	Sig.
0.2	1.282	No
0.1	1.645	No
0.05	1.96	No
0.02	2.326	No
0.01	2.576	No

Constituent: Vanadium Analysis Run 4/27/2026 2:22 PM View: Appendix I Mann-Whitney
Plant Bowen Client: Southern Company Data: Bowen 1, 2, 9, & 10

Sanitas™ v.10.1.06d Software licensed to Groundwater Stats Consulting. UG
Hollow symbols indicate censored values.

Mann-Whitney (Wilcoxon Rank Sum)

GWC-7Z

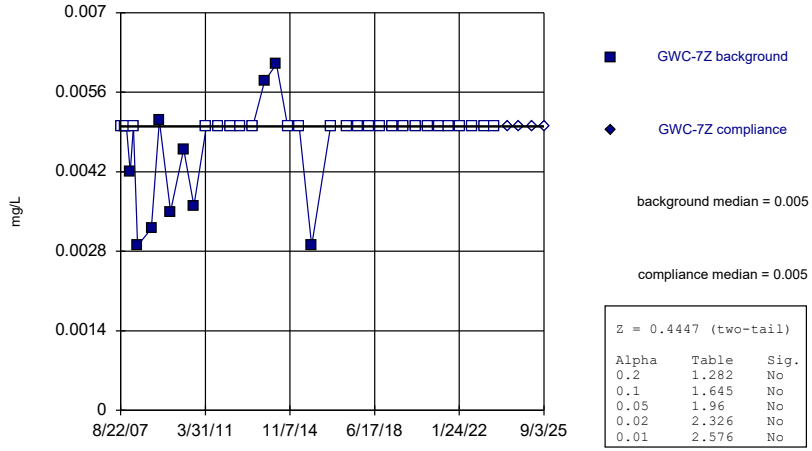

Z = 0.4447 (two-tail)

Alpha	Table	Sig.
0.2	1.282	No
0.1	1.645	No
0.05	1.96	No
0.02	2.326	No
0.01	2.576	No

Constituent: Vanadium Analysis Run 4/27/2026 2:22 PM View: Appendix I Mann-Whitney
Plant Bowen Client: Southern Company Data: Bowen 1, 2, 9, & 10

Sanitas™ v.10.1.06d Software licensed to Groundwater Stats Consulting. UG
Hollow symbols indicate censored values.

Mann-Whitney (Wilcoxon Rank Sum)

GWC-8RR

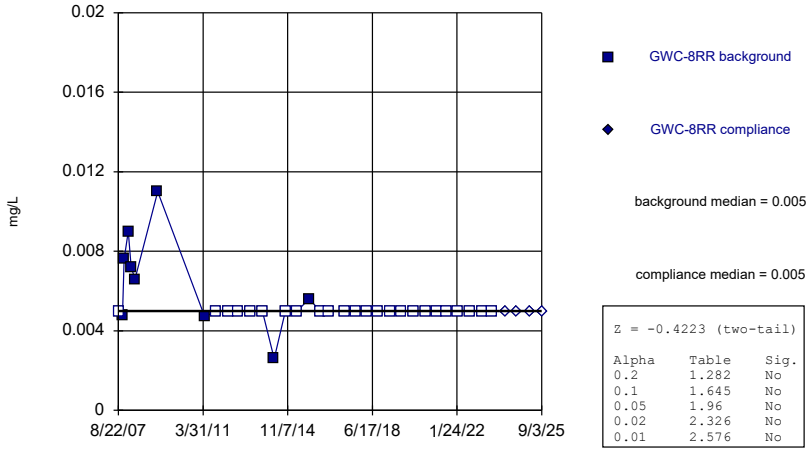

Z = -0.4223 (two-tail)

Alpha	Table	Sig.
0.2	1.282	No
0.1	1.645	No
0.05	1.96	No
0.02	2.326	No
0.01	2.576	No

Constituent: Vanadium Analysis Run 4/27/2026 2:22 PM View: Appendix I Mann-Whitney
Plant Bowen Client: Southern Company Data: Bowen 1, 2, 9, & 10

Sanitas™ v.10.1.06d Software licensed to Groundwater Stats Consulting. UG
Hollow symbols indicate censored values.

Mann-Whitney (Wilcoxon Rank Sum)

GWC-8Z

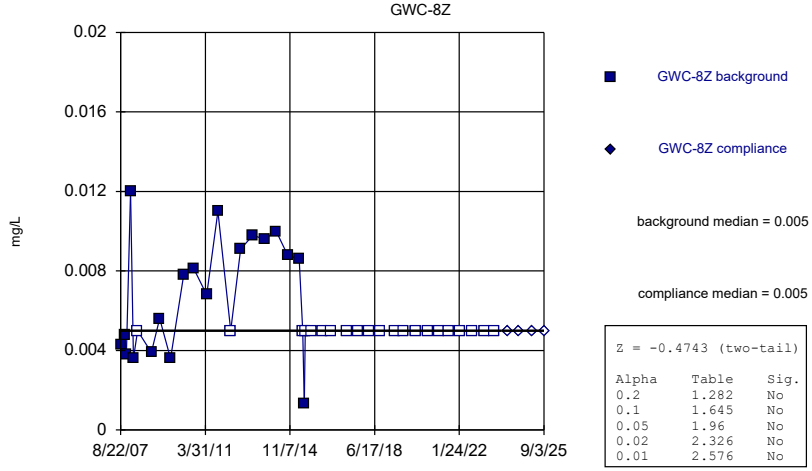

Z = -0.4743 (two-tail)

Alpha	Table	Sig.
0.2	1.282	No
0.1	1.645	No
0.05	1.96	No
0.02	2.326	No
0.01	2.576	No

Constituent: Vanadium Analysis Run 4/27/2026 2:22 PM View: Appendix I Mann-Whitney
Plant Bowen Client: Southern Company Data: Bowen 1, 2, 9, & 10

Sanitas™ v.10.1.06d Software licensed to Groundwater Stats Consulting. UG
Hollow symbols indicate censored values.

Mann-Whitney (Wilcoxon Rank Sum)

GWC-9

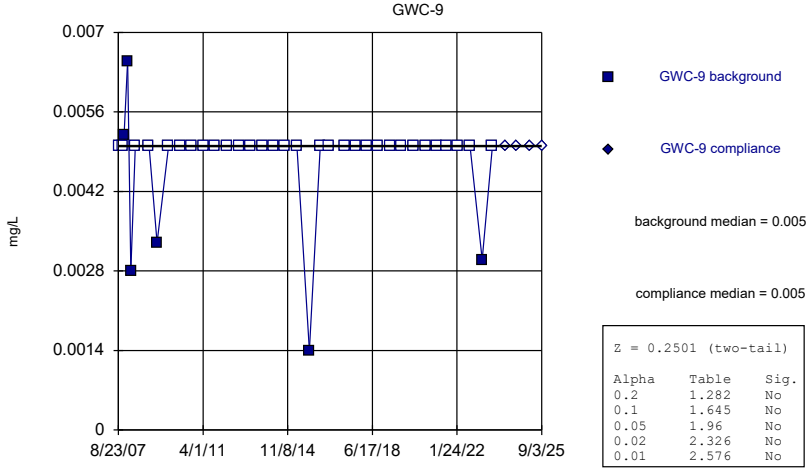

Z = 0.2501 (two-tail)

Alpha	Table	Sig.
0.2	1.282	No
0.1	1.645	No
0.05	1.96	No
0.02	2.326	No
0.01	2.576	No

Constituent: Vanadium Analysis Run 4/27/2026 2:22 PM View: Appendix I Mann-Whitney
Plant Bowen Client: Southern Company Data: Bowen 1, 2, 9, & 10

Sanitas™ v.10.1.06d Software licensed to Groundwater Stats Consulting. UG
Hollow symbols indicate censored values.

Mann-Whitney (Wilcoxon Rank Sum)

GWC-10

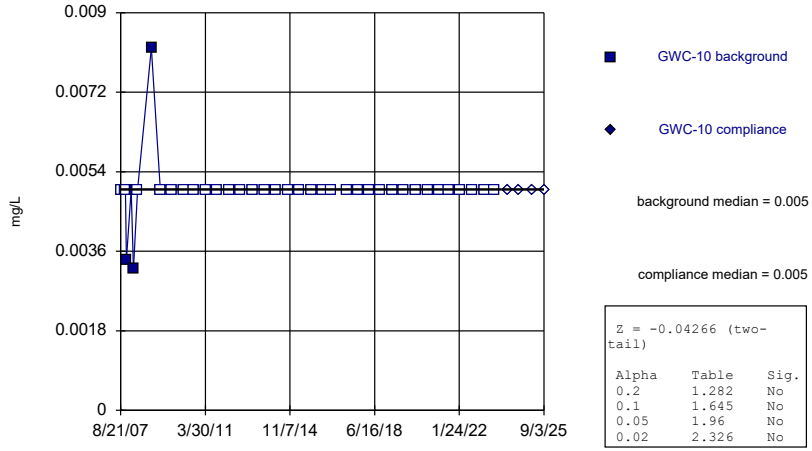

Z = -0.04266 (two-tail)

Alpha	Table	Sig.
0.2	1.282	No
0.1	1.645	No
0.05	1.96	No
0.02	2.326	No

Constituent: Vanadium Analysis Run 4/27/2026 2:22 PM View: Appendix I Mann-Whitney
Plant Bowen Client: Southern Company Data: Bowen 1, 2, 9, & 10

Sanitas™ v.10.1.06d Software licensed to Groundwater Stats Consulting. UG
Hollow symbols indicate censored values.

Mann-Whitney (Wilcoxon Rank Sum)

GWC-11

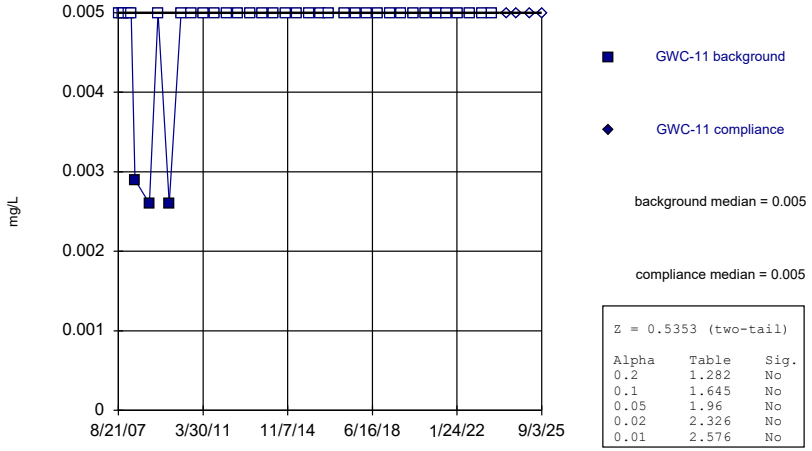

Z = 0.5353 (two-tail)

Alpha	Table	Sig.
0.2	1.282	No
0.1	1.645	No
0.05	1.96	No
0.02	2.326	No
0.01	2.576	No

Constituent: Vanadium Analysis Run 4/27/2026 2:22 PM View: Appendix I Mann-Whitney
Plant Bowen Client: Southern Company Data: Bowen 1, 2, 9, & 10

Sanitas™ v.10.1.06d Software licensed to Groundwater Stats Consulting. UG
Hollow symbols indicate censored values.

Mann-Whitney (Wilcoxon Rank Sum)

GWC-11R

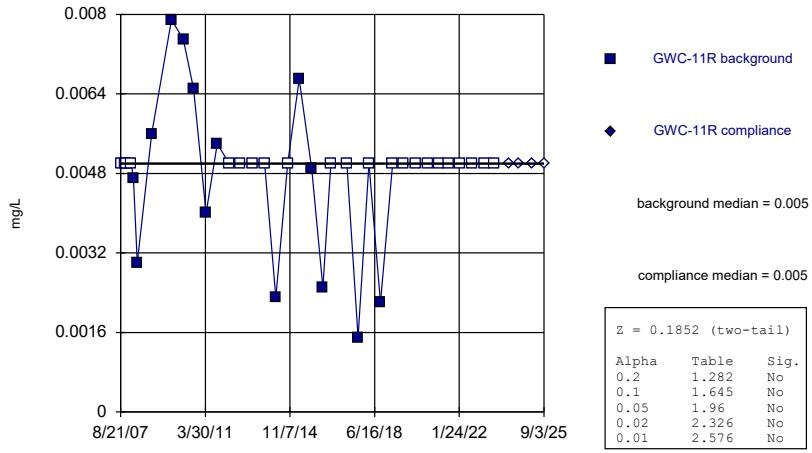

Z = 0.1852 (two-tail)

Alpha	Table	Sig.
0.2	1.282	No
0.1	1.645	No
0.05	1.96	No
0.02	2.326	No
0.01	2.576	No

Constituent: Vanadium Analysis Run 4/27/2026 2:22 PM View: Appendix I Mann-Whitney
Plant Bowen Client: Southern Company Data: Bowen 1, 2, 9, & 10

Sanitas™ v.10.1.06d Software licensed to Groundwater Stats Consulting. UG
Hollow symbols indicate censored values.

Mann-Whitney (Wilcoxon Rank Sum)

GWC-12

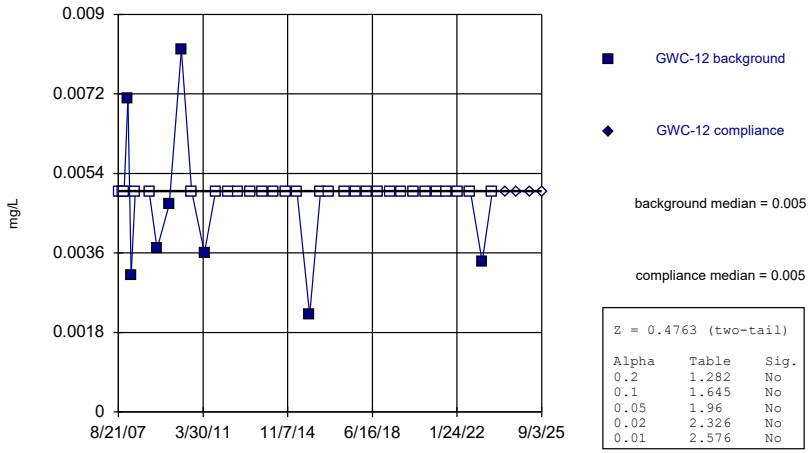

Z = 0.4763 (two-tail)

Alpha	Table	Sig.
0.2	1.282	No
0.1	1.645	No
0.05	1.96	No
0.02	2.326	No
0.01	2.576	No

Constituent: Vanadium Analysis Run 4/27/2026 2:22 PM View: Appendix I Mann-Whitney
Plant Bowen Client: Southern Company Data: Bowen 1, 2, 9, & 10

Sanitas™ v.10.1.06d Software licensed to Groundwater Stats Consulting. UG
Hollow symbols indicate censored values.

Mann-Whitney (Wilcoxon Rank Sum)

GWC-13

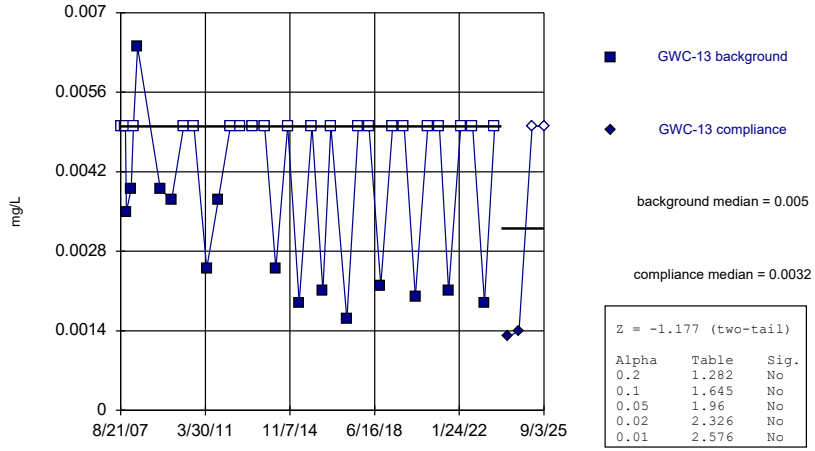

Z = -1.177 (two-tail)

Alpha	Table	Sig.
0.2	1.282	No
0.1	1.645	No
0.05	1.96	No
0.02	2.326	No
0.01	2.576	No

Constituent: Vanadium Analysis Run 4/27/2026 2:22 PM View: Appendix I Mann-Whitney
Plant Bowen Client: Southern Company Data: Bowen 1, 2, 9, & 10

Sanitas™ v.10.1.06d Software licensed to Groundwater Stats Consulting. UG
Hollow symbols indicate censored values.

Mann-Whitney (Wilcoxon Rank Sum)

GWC-13RZ

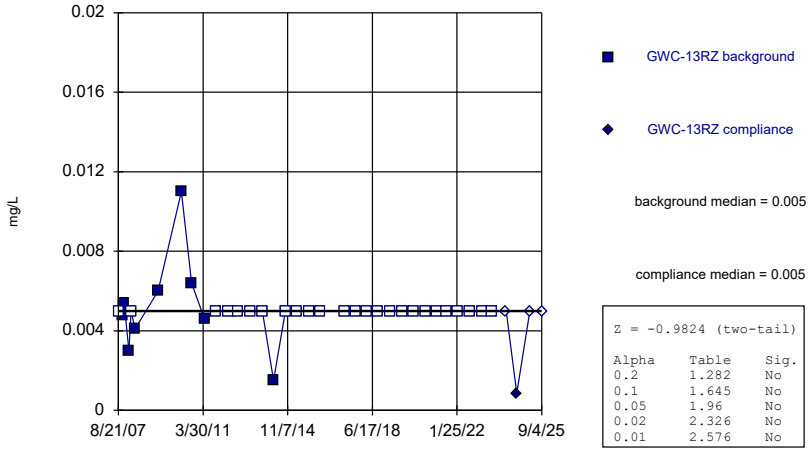

Z = -0.9824 (two-tail)

Alpha	Table	Sig.
0.2	1.282	No
0.1	1.645	No
0.05	1.96	No
0.02	2.326	No
0.01	2.576	No

Constituent: Vanadium Analysis Run 4/27/2026 2:22 PM View: Appendix I Mann-Whitney
Plant Bowen Client: Southern Company Data: Bowen 1, 2, 9, & 10

Sanitas™ v.10.1.06d Software licensed to Groundwater Stats Consulting. UG
Hollow symbols indicate censored values.

Mann-Whitney (Wilcoxon Rank Sum)

GWC-14Z

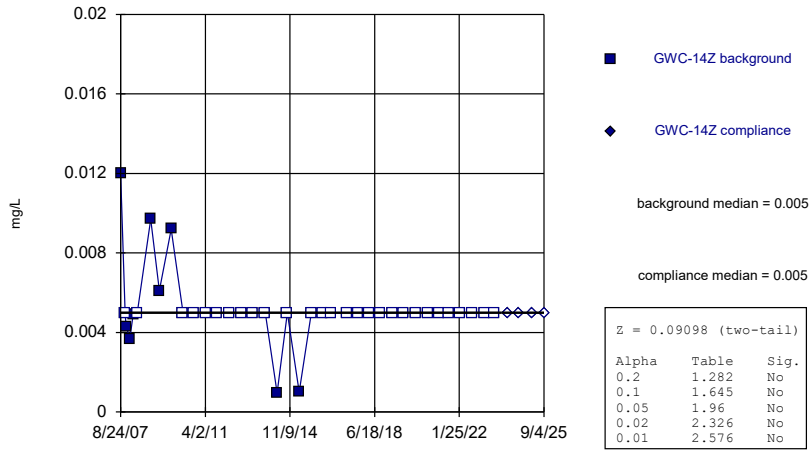

Z = 0.09098 (two-tail)

Alpha	Table	Sig.
0.2	1.282	No
0.1	1.645	No
0.05	1.96	No
0.02	2.326	No
0.01	2.576	No

Constituent: Vanadium Analysis Run 4/27/2026 2:22 PM View: Appendix I Mann-Whitney
Plant Bowen Client: Southern Company Data: Bowen 1, 2, 9, & 10

Sanitas™ v.10.1.06d Software licensed to Groundwater Stats Consulting. UG
Hollow symbols indicate censored values.

Mann-Whitney (Wilcoxon Rank Sum)

GWC-15R

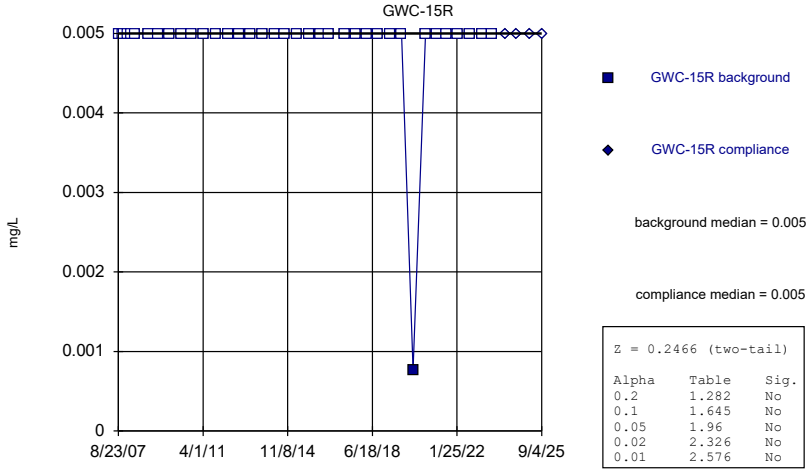

Z = 0.2466 (two-tail)

Alpha	Table	Sig.
0.2	1.282	No
0.1	1.645	No
0.05	1.96	No
0.02	2.326	No
0.01	2.576	No

Constituent: Vanadium Analysis Run 4/27/2026 2:22 PM View: Appendix I Mann-Whitney
Plant Bowen Client: Southern Company Data: Bowen 1, 2, 9, & 10

Sanitas™ v.10.1.06d Software licensed to Groundwater Stats Consulting. UG
Hollow symbols indicate censored values.

Mann-Whitney (Wilcoxon Rank Sum)

GWC-15Z

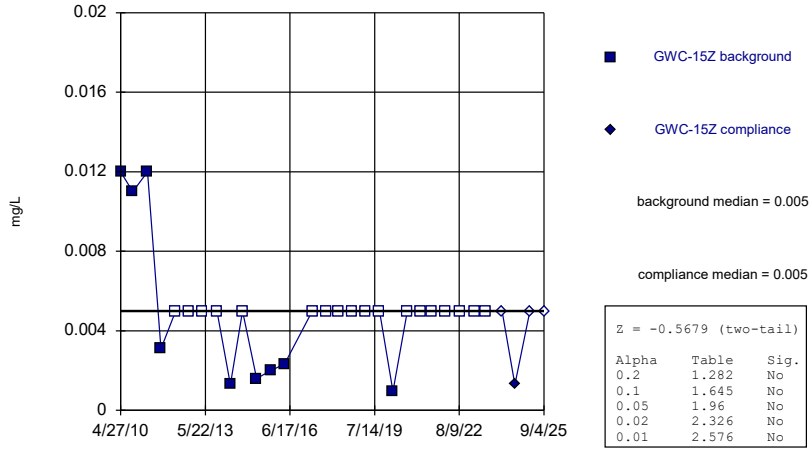

Z = -0.5679 (two-tail)

Alpha	Table	Sig.
0.2	1.282	No
0.1	1.645	No
0.05	1.96	No
0.02	2.326	No
0.01	2.576	No

Constituent: Vanadium Analysis Run 4/27/2026 2:22 PM View: Appendix I Mann-Whitney
Plant Bowen Client: Southern Company Data: Bowen 1, 2, 9, & 10

Sanitas™ v.10.1.06d Software licensed to Groundwater Stats Consulting. UG
Hollow symbols indicate censored values.

Mann-Whitney (Wilcoxon Rank Sum)

GWC-44

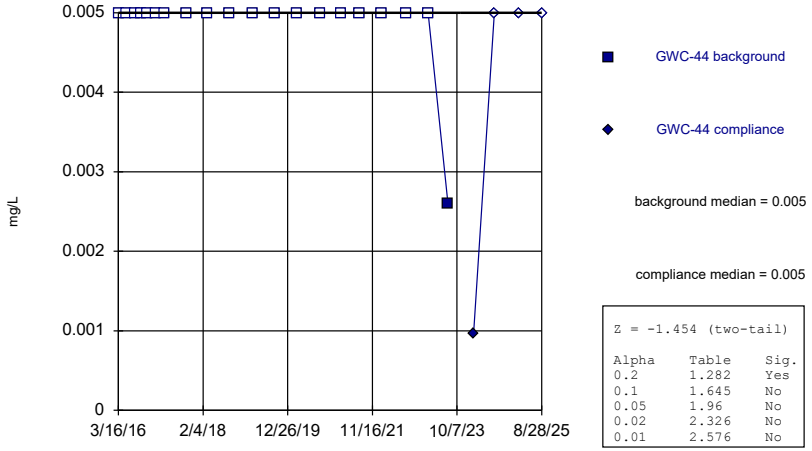

Z = -1.454 (two-tail)

Alpha	Table	Sig.
0.2	1.282	Yes
0.1	1.645	No
0.05	1.96	No
0.02	2.326	No
0.01	2.576	No

Constituent: Vanadium Analysis Run 4/27/2026 2:22 PM View: Appendix I Mann-Whitney
Plant Bowen Client: Southern Company Data: Bowen 1, 2, 9, & 10

Sanitas™ v.10.1.06d Software licensed to Groundwater Stats Consulting. UG
Hollow symbols indicate censored values.

Mann-Whitney (Wilcoxon Rank Sum)

GWC-45

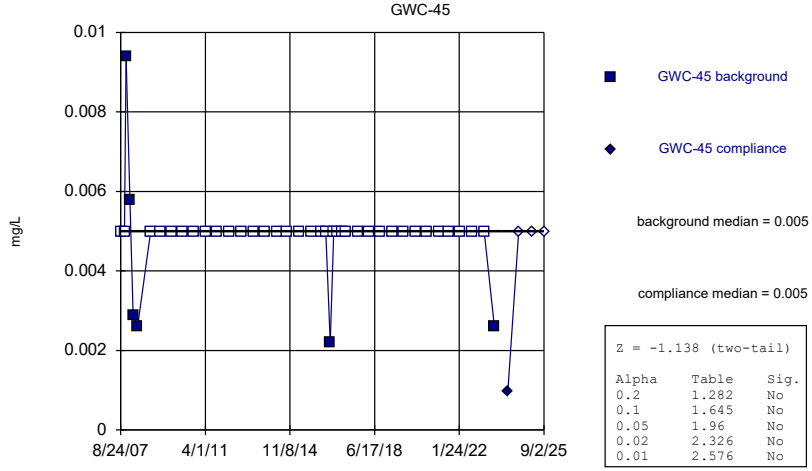

Z = -1.138 (two-tail)

Alpha	Table	Sig.
0.2	1.282	No
0.1	1.645	No
0.05	1.96	No
0.02	2.326	No
0.01	2.576	No

Constituent: Vanadium Analysis Run 4/27/2026 2:23 PM View: Appendix I Mann-Whitney
Plant Bowen Client: Southern Company Data: Bowen 1, 2, 9, & 10

Sanitas™ v.10.1.06d Software licensed to Groundwater Stats Consulting. UG
Hollow symbols indicate censored values.

Mann-Whitney (Wilcoxon Rank Sum)

GWC-45R

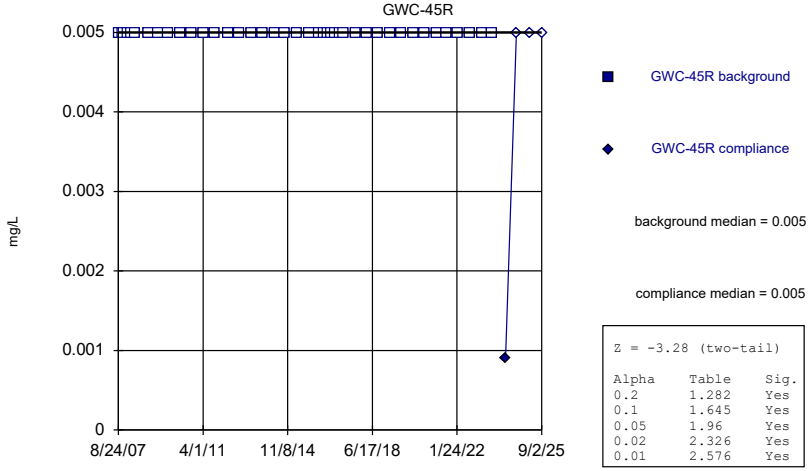

Z = -3.28 (two-tail)

Alpha	Table	Sig.
0.2	1.282	Yes
0.1	1.645	Yes
0.05	1.96	Yes
0.02	2.326	Yes
0.01	2.576	Yes

Constituent: Vanadium Analysis Run 4/27/2026 2:23 PM View: Appendix I Mann-Whitney
Plant Bowen Client: Southern Company Data: Bowen 1, 2, 9, & 10

Sanitas™ v.10.1.06d Software licensed to Groundwater Stats Consulting. UG
Hollow symbols indicate censored values.

Mann-Whitney (Wilcoxon Rank Sum)

GWC-47R

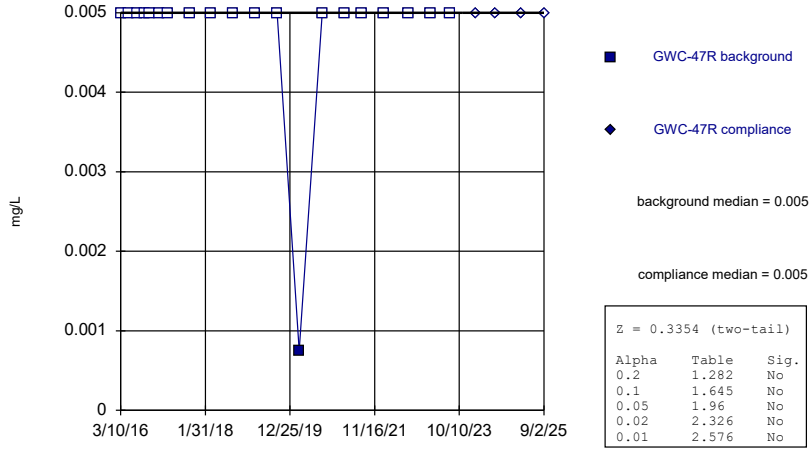

Z = 0.3354 (two-tail)

Alpha	Table	Sig.
0.2	1.282	No
0.1	1.645	No
0.05	1.96	No
0.02	2.326	No
0.01	2.576	No

Constituent: Vanadium Analysis Run 4/27/2026 2:23 PM View: Appendix I Mann-Whitney
Plant Bowen Client: Southern Company Data: Bowen 1, 2, 9, & 10

Sanitas™ v.10.1.06d Software licensed to Groundwater Stats Consulting. UG
Hollow symbols indicate censored values.

Mann-Whitney (Wilcoxon Rank Sum)

GWC-48

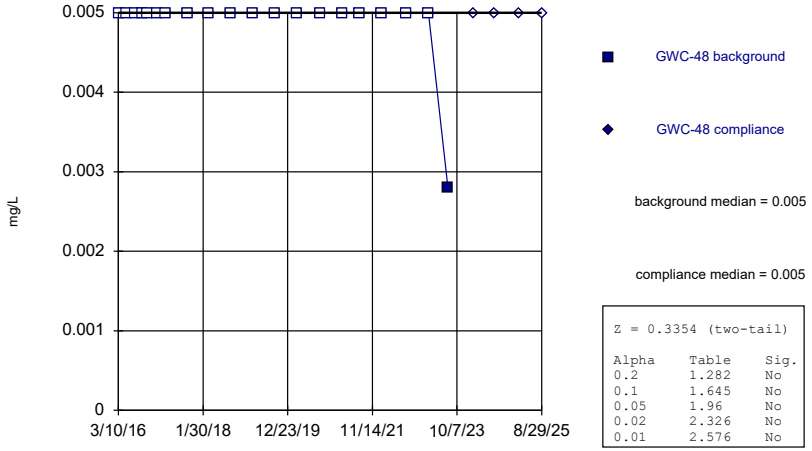

Z = 0.3354 (two-tail)

Alpha	Table	Sig.
0.2	1.282	No
0.1	1.645	No
0.05	1.96	No
0.02	2.326	No
0.01	2.576	No

Constituent: Vanadium Analysis Run 4/27/2026 2:23 PM View: Appendix I Mann-Whitney
Plant Bowen Client: Southern Company Data: Bowen 1, 2, 9, & 10

Sanitas™ v.10.1.06d Software licensed to Groundwater Stats Consulting. UG
Hollow symbols indicate censored values.

Mann-Whitney (Wilcoxon Rank Sum)

GWA-1 (bg)

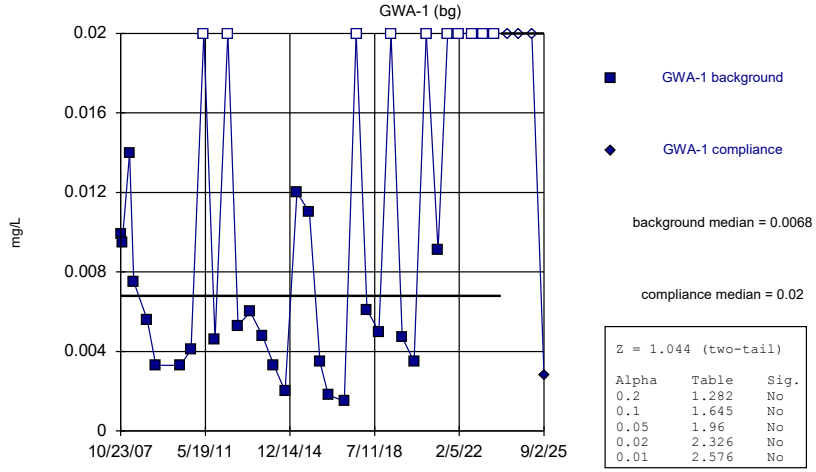

Z = 1.044 (two-tail)

Alpha	Table	Sig.
0.2	1.282	No
0.1	1.645	No
0.05	1.96	No
0.02	2.326	No
0.01	2.576	No

Constituent: Zinc Analysis Run 4/27/2026 2:23 PM View: Appendix I Mann-Whitney
Plant Bowen Client: Southern Company Data: Bowen 1, 2, 9, & 10

Sanitas™ v.10.1.06d Software licensed to Groundwater Stats Consulting. UG
Hollow symbols indicate censored values.

Mann-Whitney (Wilcoxon Rank Sum)

GWA-2 (bg)

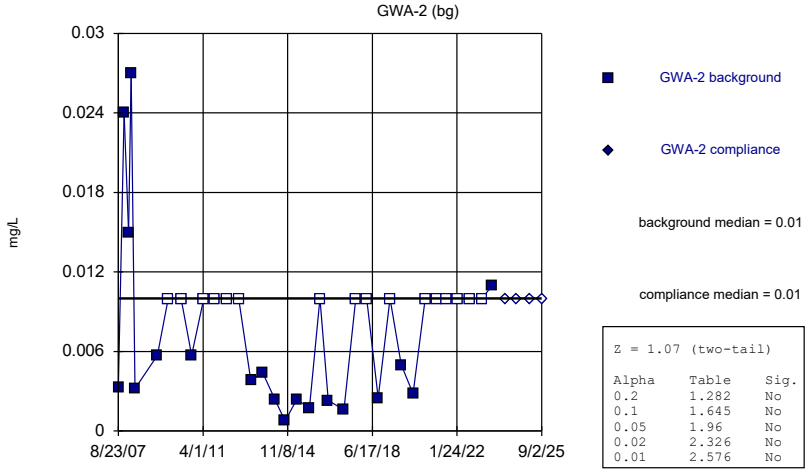

Z = 1.07 (two-tail)

Alpha	Table	Sig.
0.2	1.282	No
0.1	1.645	No
0.05	1.96	No
0.02	2.326	No
0.01	2.576	No

Constituent: Zinc Analysis Run 4/27/2026 2:23 PM View: Appendix I Mann-Whitney
Plant Bowen Client: Southern Company Data: Bowen 1, 2, 9, & 10

Sanitas™ v.10.1.06d Software licensed to Groundwater Stats Consulting. UG
Hollow symbols indicate censored values.

Mann-Whitney (Wilcoxon Rank Sum)

GWA-2R (bg)

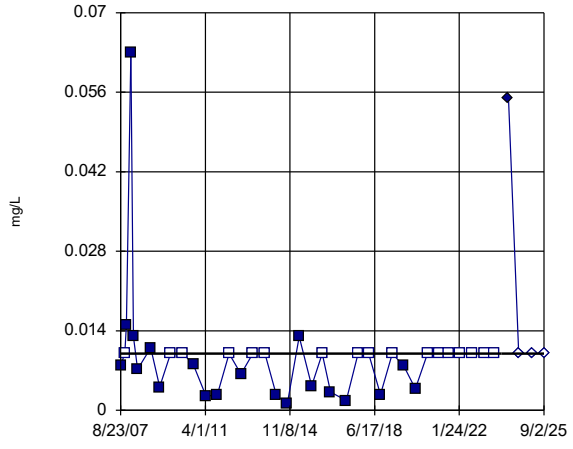

GWA-2R background

GWA-2R compliance

background median = 0.01

compliance median = 0.01

Z = 1.495 (two-tail)

Alpha	Table	Sig.
0.2	1.282	Yes
0.1	1.645	No
0.05	1.96	No
0.02	2.326	No
0.01	2.576	No

Constituent: Zinc Analysis Run 4/27/2026 2:23 PM View: Appendix I Mann-Whitney
Plant Bowen Client: Southern Company Data: Bowen 1, 2, 9, & 10

Sanitas™ v.10.1.06d Software licensed to Groundwater Stats Consulting. UG
Hollow symbols indicate censored values.

Mann-Whitney (Wilcoxon Rank Sum)

GWA-4RZ (bg)

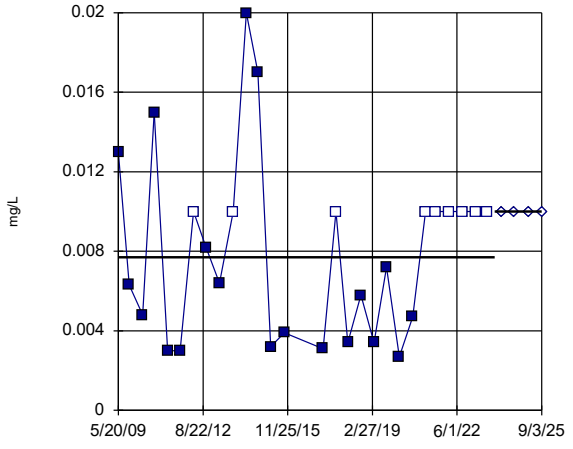

GWA-4RZ background

GWA-4RZ compliance

background median = 0.0077

compliance median = 0.01

Z = 1.268 (two-tail)

Alpha	Table	Sig.
0.2	1.282	No
0.1	1.645	No
0.05	1.96	No
0.02	2.326	No
0.01	2.576	No

Constituent: Zinc Analysis Run 4/27/2026 2:23 PM View: Appendix I Mann-Whitney
Plant Bowen Client: Southern Company Data: Bowen 1, 2, 9, & 10

Sanitas™ v.10.1.06d Software licensed to Groundwater Stats Consulting. UG
Hollow symbols indicate censored values.

Mann-Whitney (Wilcoxon Rank Sum)

GWA-39RZ (bg)

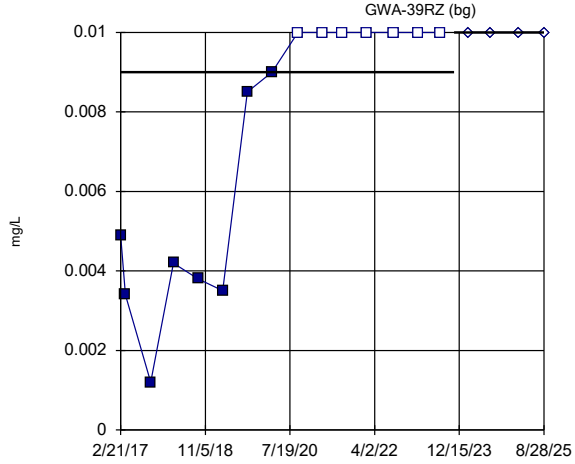

GWA-39RZ background

GWA-39RZ compliance

background median = 0.009

compliance median = 0.01

Z = 1.725 (two-tail)

Alpha	Table	Sig.
0.2	1.282	Yes
0.1	1.645	Yes
0.05	1.96	No
0.02	2.326	No
0.01	2.576	No

Constituent: Zinc Analysis Run 4/27/2026 2:23 PM View: Appendix I Mann-Whitney
Plant Bowen Client: Southern Company Data: Bowen 1, 2, 9, & 10

Sanitas™ v.10.1.06d Software licensed to Groundwater Stats Consulting. UG
Hollow symbols indicate censored values.

Mann-Whitney (Wilcoxon Rank Sum)

GWA-39Z (bg)

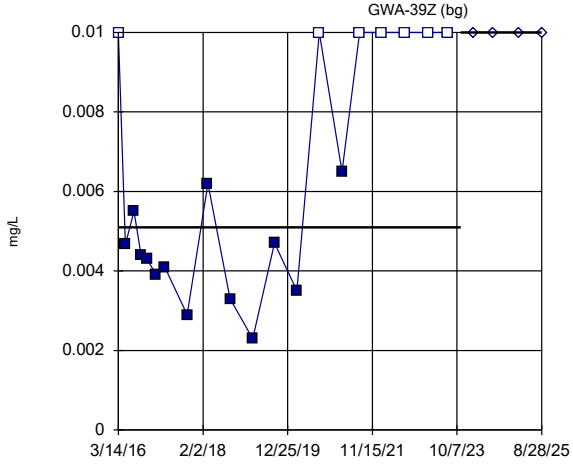

GWA-39Z background

GWA-39Z compliance

background median = 0.0051

compliance median = 0.01

Z = 2.077 (two-tail)

Alpha	Table	Sig.
0.2	1.282	Yes
0.1	1.645	Yes
0.05	1.96	Yes
0.02	2.326	No
0.01	2.576	No

Constituent: Zinc Analysis Run 4/27/2026 2:23 PM View: Appendix I Mann-Whitney
Plant Bowen Client: Southern Company Data: Bowen 1, 2, 9, & 10

Sanitas™ v.10.1.06d Software licensed to Groundwater Stats Consulting. UG
Hollow symbols indicate censored values.

Mann-Whitney (Wilcoxon Rank Sum)

GWA-40 (bg)

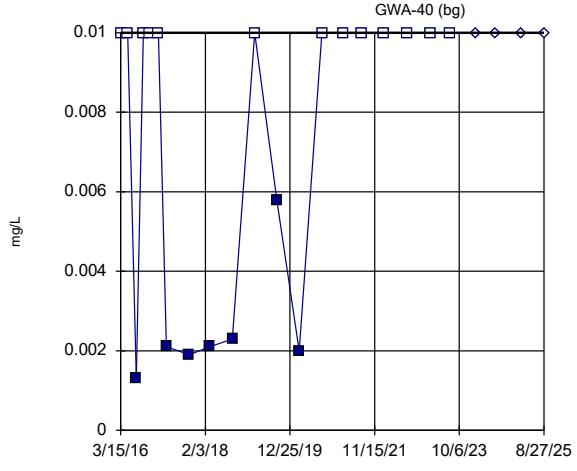

GWA-40 background

GWA-40 compliance

background median = 0.01

compliance median = 0.01

Z = 1.302 (two-tail)

Alpha	Table	Sig.
0.2	1.282	Yes
0.1	1.645	No
0.05	1.96	No
0.02	2.326	No
0.01	2.576	No

Constituent: Zinc Analysis Run 4/27/2026 2:23 PM View: Appendix I Mann-Whitney
Plant Bowen Client: Southern Company Data: Bowen 1, 2, 9, & 10

Sanitas™ v.10.1.06d Software licensed to Groundwater Stats Consulting. UG
Hollow symbols indicate censored values.

Mann-Whitney (Wilcoxon Rank Sum)

GWA-41 (bg)

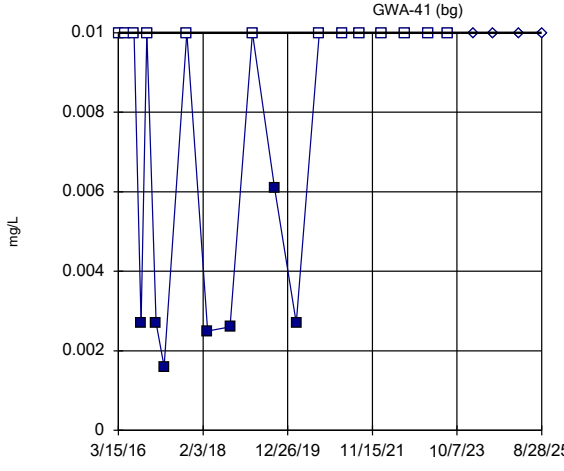

GWA-41 background

GWA-41 compliance

background median = 0.01

compliance median = 0.01

Z = 1.304 (two-tail)

Alpha	Table	Sig.
0.2	1.282	Yes
0.1	1.645	No
0.05	1.96	No
0.02	2.326	No
0.01	2.576	No

Constituent: Zinc Analysis Run 4/27/2026 2:23 PM View: Appendix I Mann-Whitney
Plant Bowen Client: Southern Company Data: Bowen 1, 2, 9, & 10

Sanitas™ v.10.1.06d Software licensed to Groundwater Stats Consulting. UG
Hollow symbols indicate censored values.

Mann-Whitney (Wilcoxon Rank Sum)

GWA-41R (bg)

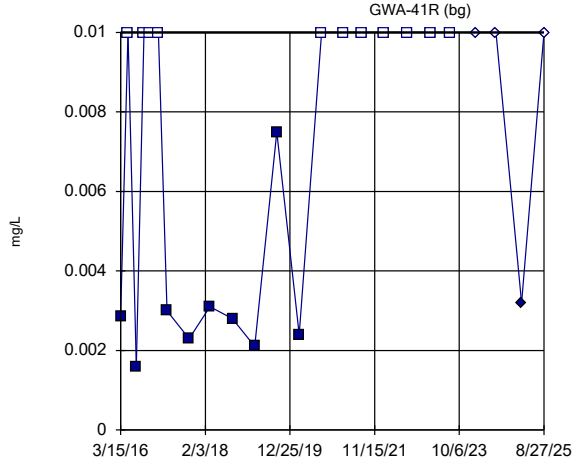

GWA-41R background

GWA-41R compliance

background median = 0.01

compliance median = 0.01

Z = 0.9513 (two-tail)

Alpha	Table	Sig.
0.2	1.282	No
0.1	1.645	No
0.05	1.96	No
0.02	2.326	No
0.01	2.576	No

Constituent: Zinc Analysis Run 4/27/2026 2:23 PM View: Appendix I Mann-Whitney
Plant Bowen Client: Southern Company Data: Bowen 1, 2, 9, & 10

Sanitas™ v.10.1.06d Software licensed to Groundwater Stats Consulting. UG
Hollow symbols indicate censored values.

Mann-Whitney (Wilcoxon Rank Sum)

GWA-42 (bg)

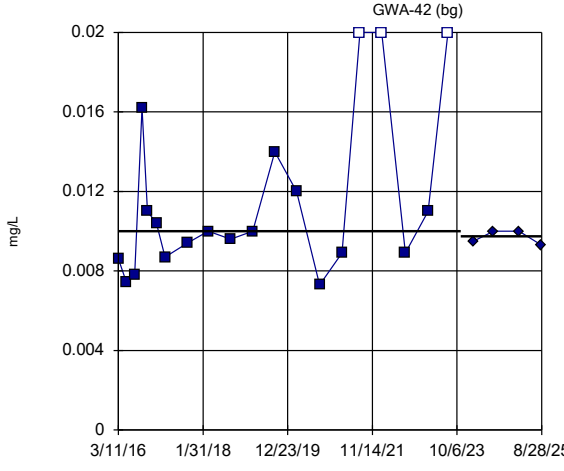

GWA-42 background

GWA-42 compliance

background median = 0.01

compliance median = 0.00975

Z = -0.4275 (two-tail)

Alpha	Table	Sig.
0.2	1.282	No
0.1	1.645	No
0.05	1.96	No
0.02	2.326	No
0.01	2.576	No

Constituent: Zinc Analysis Run 4/27/2026 2:23 PM View: Appendix I Mann-Whitney
Plant Bowen Client: Southern Company Data: Bowen 1, 2, 9, & 10

Sanitas™ v.10.1.06d Software licensed to Groundwater Stats Consulting. UG
Hollow symbols indicate censored values.

Mann-Whitney (Wilcoxon Rank Sum)

GWA-43 (bg)

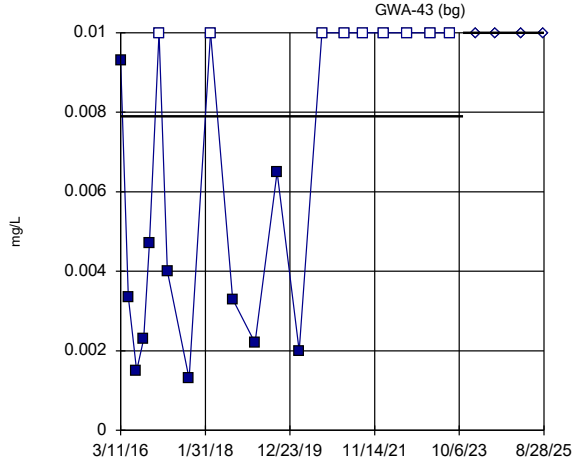

GWA-43 background

GWA-43 compliance

background median = 0.0079

compliance median = 0.01

Z = 1.815 (two-tail)

Alpha	Table	Sig.
0.2	1.282	Yes
0.1	1.645	Yes
0.05	1.96	No
0.02	2.326	No
0.01	2.576	No

Constituent: Zinc Analysis Run 4/27/2026 2:23 PM View: Appendix I Mann-Whitney
Plant Bowen Client: Southern Company Data: Bowen 1, 2, 9, & 10

Sanitas™ v.10.1.06d Software licensed to Groundwater Stats Consulting. UG
Hollow symbols indicate censored values.

Mann-Whitney (Wilcoxon Rank Sum)

GWA-43R (bg)

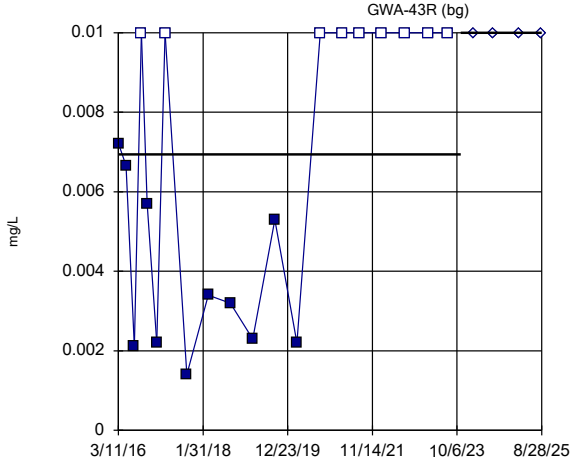

GWA-43R background

GWA-43R compliance

background median = 0.00694

compliance median = 0.01

Z = 1.816 (two-tail)

Alpha	Table	Sig.
0.2	1.282	Yes
0.1	1.645	Yes
0.05	1.96	No
0.02	2.326	No
0.01	2.576	No

Constituent: Zinc Analysis Run 4/27/2026 2:23 PM View: Appendix I Mann-Whitney
Plant Bowen Client: Southern Company Data: Bowen 1, 2, 9, & 10

Sanitas™ v.10.1.06d Software licensed to Groundwater Stats Consulting. UG
Hollow symbols indicate censored values.

Mann-Whitney (Wilcoxon Rank Sum)

GWA-50 (bg)

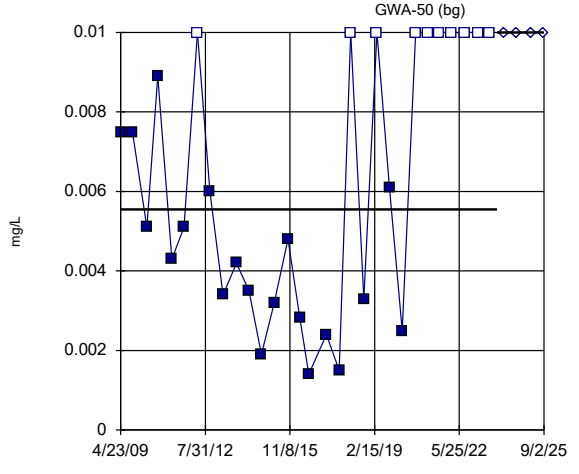

GWA-50 background

GWA-50 compliance

background median = 0.00555

compliance median = 0.01

Z = 2.189 (two-tail)

Alpha	Table	Sig.
0.2	1.282	Yes
0.1	1.645	Yes
0.05	1.96	Yes
0.02	2.326	No
0.01	2.576	No

Constituent: Zinc Analysis Run 4/27/2026 2:23 PM View: Appendix I Mann-Whitney
Plant Bowen Client: Southern Company Data: Bowen 1, 2, 9, & 10

Sanitas™ v.10.1.06d Software licensed to Groundwater Stats Consulting. UG
Hollow symbols indicate censored values.

Mann-Whitney (Wilcoxon Rank Sum)

GWA-50R (bg)

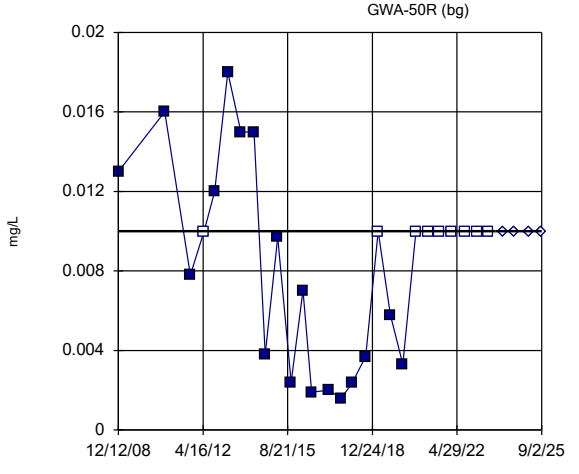

GWA-50R background

GWA-50R compliance

background median = 0.01

compliance median = 0.01

Z = 0.7041 (two-tail)

Alpha	Table	Sig.
0.2	1.282	No
0.1	1.645	No
0.05	1.96	No
0.02	2.326	No
0.01	2.576	No

Constituent: Zinc Analysis Run 4/27/2026 2:23 PM View: Appendix I Mann-Whitney
Plant Bowen Client: Southern Company Data: Bowen 1, 2, 9, & 10

Sanitas™ v.10.1.06d Software licensed to Groundwater Stats Consulting. UG

Mann-Whitney (Wilcoxon Rank Sum)

GWC-5

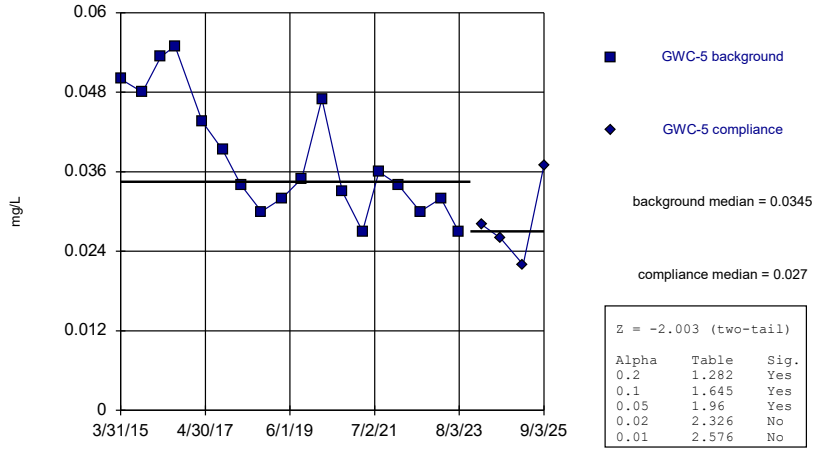

Z = -2.003 (two-tail)

Alpha	Table	Sig.
0.2	1.282	Yes
0.1	1.645	Yes
0.05	1.96	Yes
0.02	2.326	No
0.01	2.576	No

Constituent: Zinc Analysis Run 4/27/2026 2:23 PM View: Appendix I Mann-Whitney
Plant Bowen Client: Southern Company Data: Bowen 1, 2, 9, & 10

Sanitas™ v.10.1.06d Software licensed to Groundwater Stats Consulting. UG
Hollow symbols indicate censored values.

Mann-Whitney (Wilcoxon Rank Sum)

GWC-6

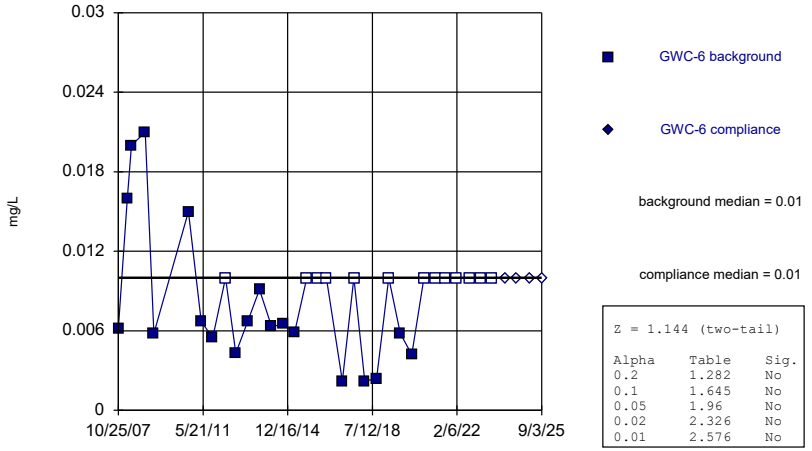

Z = 1.144 (two-tail)

Alpha	Table	Sig.
0.2	1.282	No
0.1	1.645	No
0.05	1.96	No
0.02	2.326	No
0.01	2.576	No

Constituent: Zinc Analysis Run 4/27/2026 2:23 PM View: Appendix I Mann-Whitney
Plant Bowen Client: Southern Company Data: Bowen 1, 2, 9, & 10

Sanitas™ v.10.1.06d Software licensed to Groundwater Stats Consulting. UG
Hollow symbols indicate censored values.

Mann-Whitney (Wilcoxon Rank Sum)

GWC-6RZ

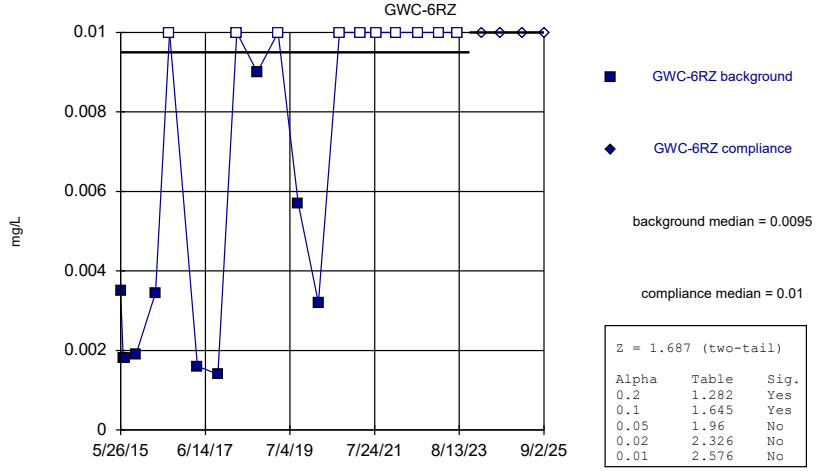

Z = 1.687 (two-tail)

Alpha	Table	Sig.
0.2	1.282	Yes
0.1	1.645	Yes
0.05	1.96	No
0.02	2.326	No
0.01	2.576	No

Constituent: Zinc Analysis Run 4/27/2026 2:23 PM View: Appendix I Mann-Whitney
Plant Bowen Client: Southern Company Data: Bowen 1, 2, 9, & 10

Sanitas™ v.10.1.06d Software licensed to Groundwater Stats Consulting. UG
Hollow symbols indicate censored values.

Mann-Whitney (Wilcoxon Rank Sum)

GWC-7Z

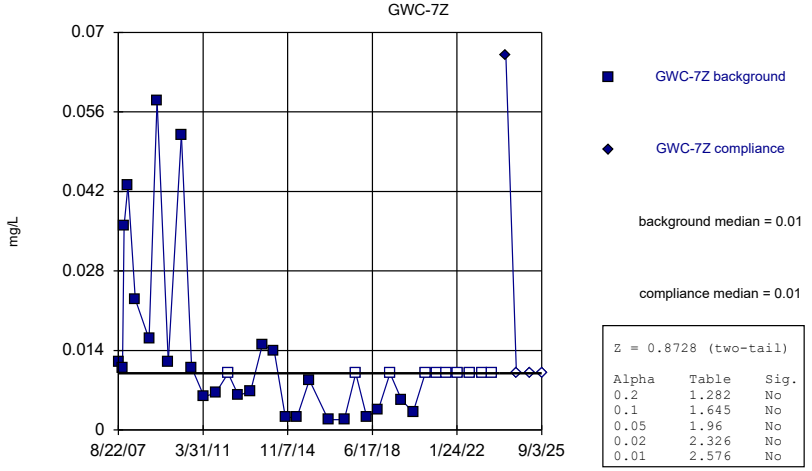

Z = 0.8728 (two-tail)

Alpha	Table	Sig.
0.2	1.282	No
0.1	1.645	No
0.05	1.96	No
0.02	2.326	No
0.01	2.576	No

Constituent: Zinc Analysis Run 4/27/2026 2:23 PM View: Appendix I Mann-Whitney
Plant Bowen Client: Southern Company Data: Bowen 1, 2, 9, & 10

Sanitas™ v.10.1.06d Software licensed to Groundwater Stats Consulting. UG
Hollow symbols indicate censored values.

Mann-Whitney (Wilcoxon Rank Sum)

GWC-8RR

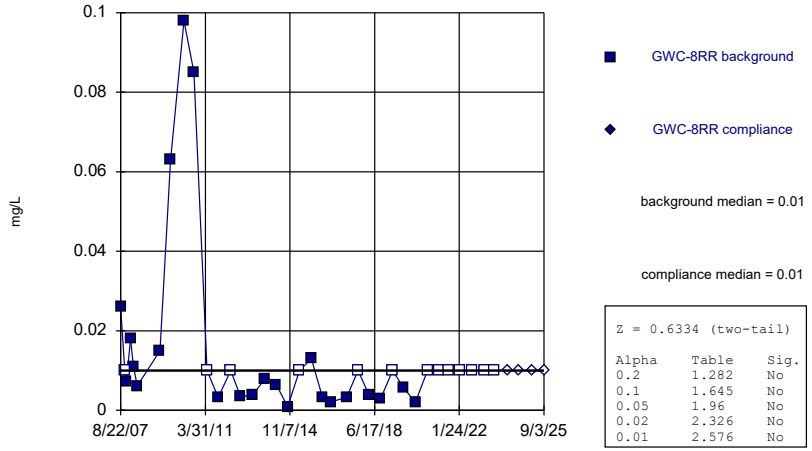

Z = 0.6334 (two-tail)

Alpha	Table	Sig.
0.2	1.282	No
0.1	1.645	No
0.05	1.96	No
0.02	2.326	No
0.01	2.576	No

Constituent: Zinc Analysis Run 4/27/2026 2:23 PM View: Appendix I Mann-Whitney
Plant Bowen Client: Southern Company Data: Bowen 1, 2, 9, & 10

Sanitas™ v.10.1.06d Software licensed to Groundwater Stats Consulting. UG
Hollow symbols indicate censored values.

Mann-Whitney (Wilcoxon Rank Sum)

GWC-8Z

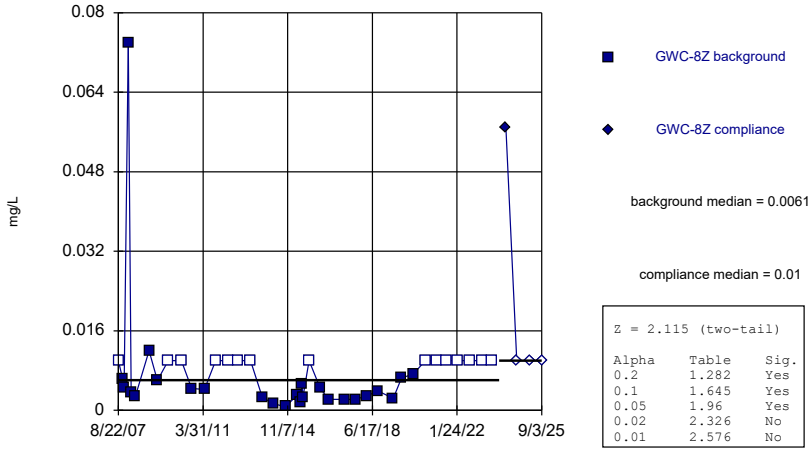

Z = 2.115 (two-tail)

Alpha	Table	Sig.
0.2	1.282	Yes
0.1	1.645	Yes
0.05	1.96	Yes
0.02	2.326	No
0.01	2.576	No

Constituent: Zinc Analysis Run 4/27/2026 2:23 PM View: Appendix I Mann-Whitney
Plant Bowen Client: Southern Company Data: Bowen 1, 2, 9, & 10

Sanitas™ v.10.1.06d Software licensed to Groundwater Stats Consulting. UG
Hollow symbols indicate censored values.

Mann-Whitney (Wilcoxon Rank Sum)

GWC-9

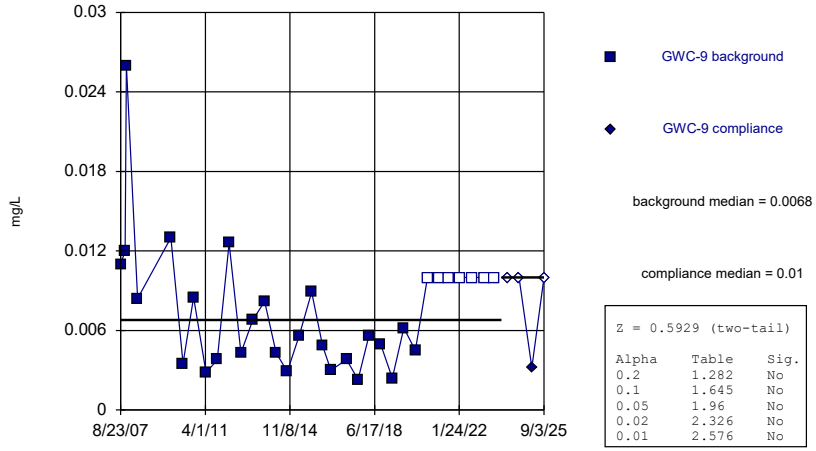

Z = 0.5929 (two-tail)

Alpha	Table	Sig.
0.2	1.282	No
0.1	1.645	No
0.05	1.96	No
0.02	2.326	No
0.01	2.576	No

Constituent: Zinc Analysis Run 4/27/2026 2:23 PM View: Appendix I Mann-Whitney
Plant Bowen Client: Southern Company Data: Bowen 1, 2, 9, & 10

Sanitas™ v.10.1.06d Software licensed to Groundwater Stats Consulting. UG
Hollow symbols indicate censored values.

Mann-Whitney (Wilcoxon Rank Sum)

GWC-10

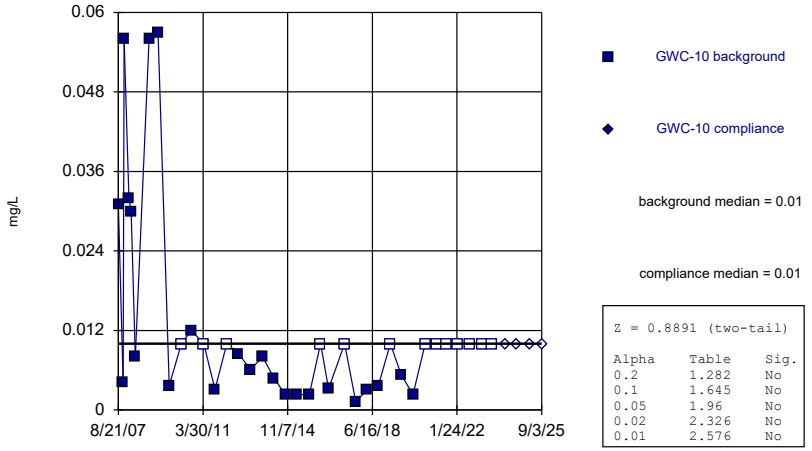

Z = 0.8891 (two-tail)

Alpha	Table	Sig.
0.2	1.282	No
0.1	1.645	No
0.05	1.96	No
0.02	2.326	No
0.01	2.576	No

Constituent: Zinc Analysis Run 4/27/2026 2:23 PM View: Appendix I Mann-Whitney
Plant Bowen Client: Southern Company Data: Bowen 1, 2, 9, & 10

Sanitas™ v.10.1.06d Software licensed to Groundwater Stats Consulting. UG
Hollow symbols indicate censored values.

Mann-Whitney (Wilcoxon Rank Sum)

GWC-10R

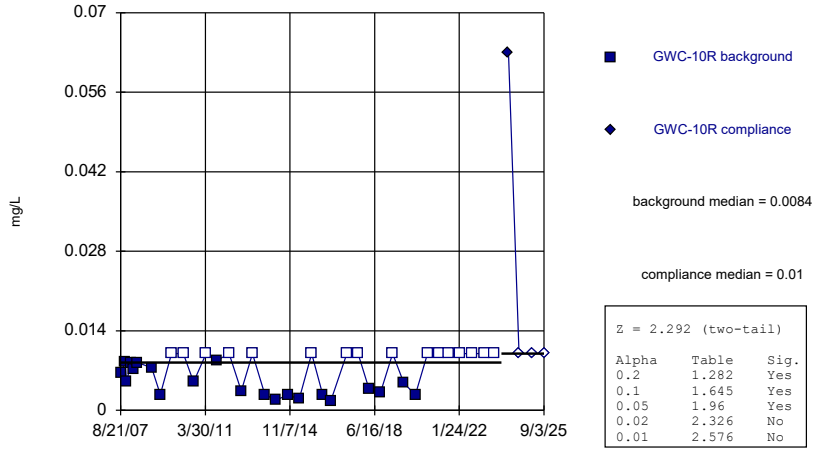

Z = 2.292 (two-tail)

Alpha	Table	Sig.
0.2	1.282	Yes
0.1	1.645	Yes
0.05	1.96	Yes
0.02	2.326	No
0.01	2.576	No

Constituent: Zinc Analysis Run 4/27/2026 2:23 PM View: Appendix I Mann-Whitney
Plant Bowen Client: Southern Company Data: Bowen 1, 2, 9, & 10

Sanitas™ v.10.1.06d Software licensed to Groundwater Stats Consulting. UG
Hollow symbols indicate censored values.

Mann-Whitney (Wilcoxon Rank Sum)

GWC-11

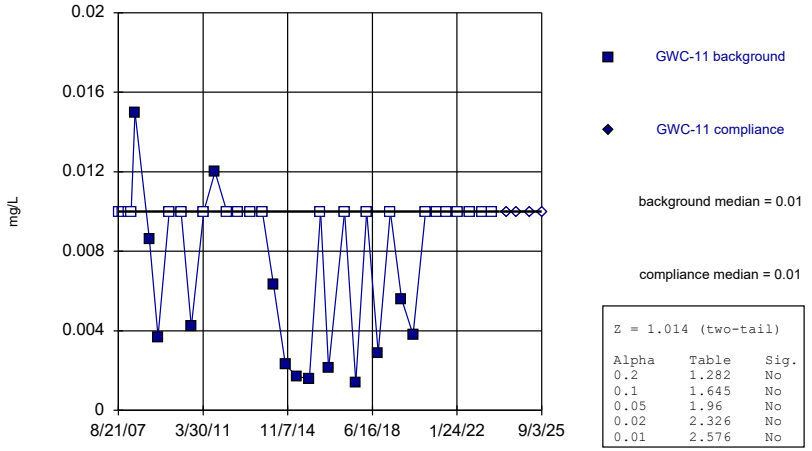

Z = 1.014 (two-tail)

Alpha	Table	Sig.
0.2	1.282	No
0.1	1.645	No
0.05	1.96	No
0.02	2.326	No
0.01	2.576	No

Constituent: Zinc Analysis Run 4/27/2026 2:23 PM View: Appendix I Mann-Whitney
Plant Bowen Client: Southern Company Data: Bowen 1, 2, 9, & 10

Sanitas™ v.10.1.06d Software licensed to Groundwater Stats Consulting. UG
Hollow symbols indicate censored values.

Mann-Whitney (Wilcoxon Rank Sum)

GWC-11R

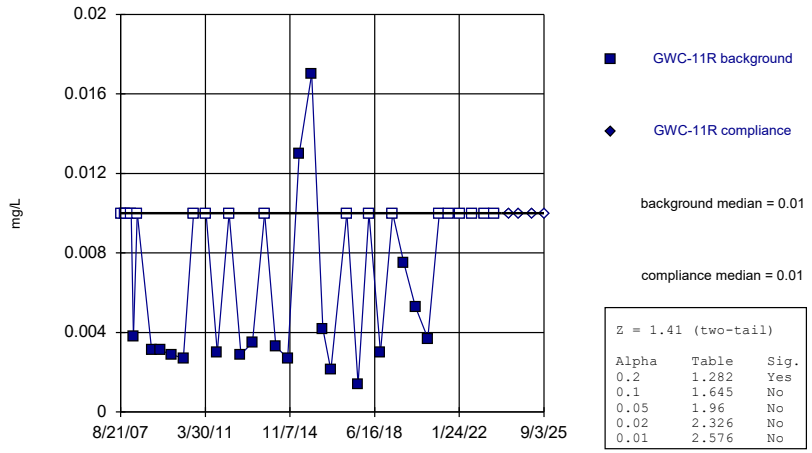

Z = 1.41 (two-tail)

Alpha	Table	Sig.
0.2	1.282	Yes
0.1	1.645	No
0.05	1.96	No
0.02	2.326	No
0.01	2.576	No

Constituent: Zinc Analysis Run 4/27/2026 2:23 PM View: Appendix I Mann-Whitney
Plant Bowen Client: Southern Company Data: Bowen 1, 2, 9, & 10

Sanitas™ v.10.1.06d Software licensed to Groundwater Stats Consulting. UG
Hollow symbols indicate censored values.

Mann-Whitney (Wilcoxon Rank Sum)

GWC-12

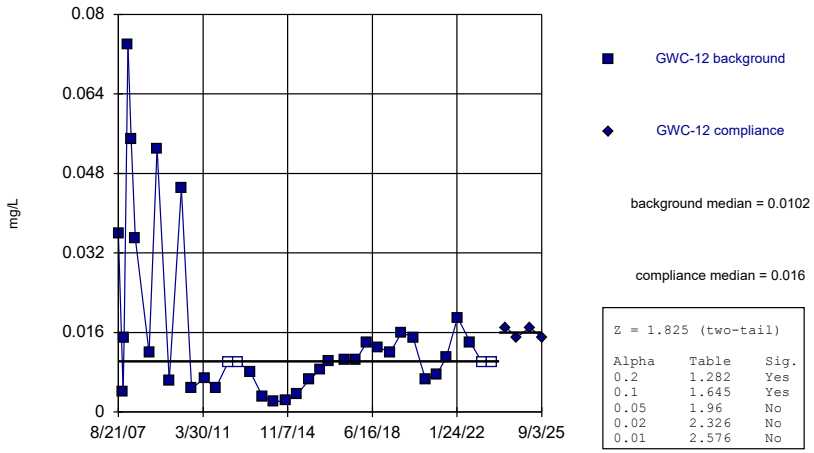

Z = 1.825 (two-tail)

Alpha	Table	Sig.
0.2	1.282	Yes
0.1	1.645	Yes
0.05	1.96	No
0.02	2.326	No
0.01	2.576	No

Constituent: Zinc Analysis Run 4/27/2026 2:23 PM View: Appendix I Mann-Whitney
Plant Bowen Client: Southern Company Data: Bowen 1, 2, 9, & 10

Sanitas™ v.10.1.06d Software licensed to Groundwater Stats Consulting. UG
Hollow symbols indicate censored values.

Mann-Whitney (Wilcoxon Rank Sum)

GWC-13

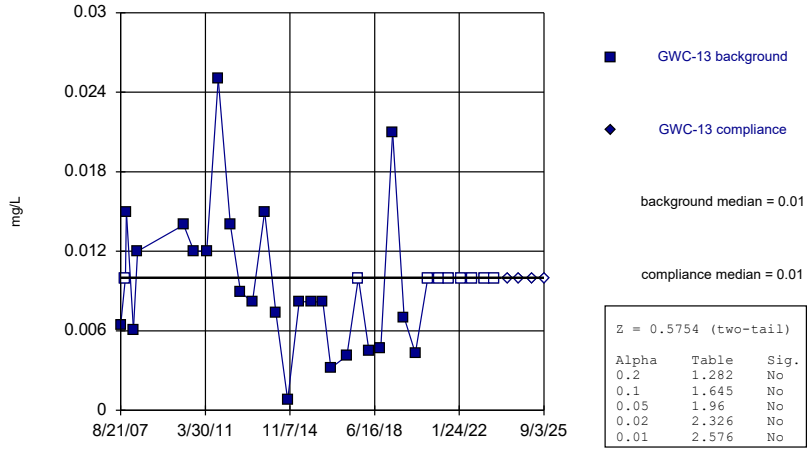

Z = 0.5754 (two-tail)

Alpha	Table	Sig.
0.2	1.282	No
0.1	1.645	No
0.05	1.96	No
0.02	2.326	No
0.01	2.576	No

Constituent: Zinc Analysis Run 4/27/2026 2:23 PM View: Appendix I Mann-Whitney
Plant Bowen Client: Southern Company Data: Bowen 1, 2, 9, & 10

Sanitas™ v.10.1.06d Software licensed to Groundwater Stats Consulting. UG
Hollow symbols indicate censored values.

Mann-Whitney (Wilcoxon Rank Sum)

GWC-13RZ

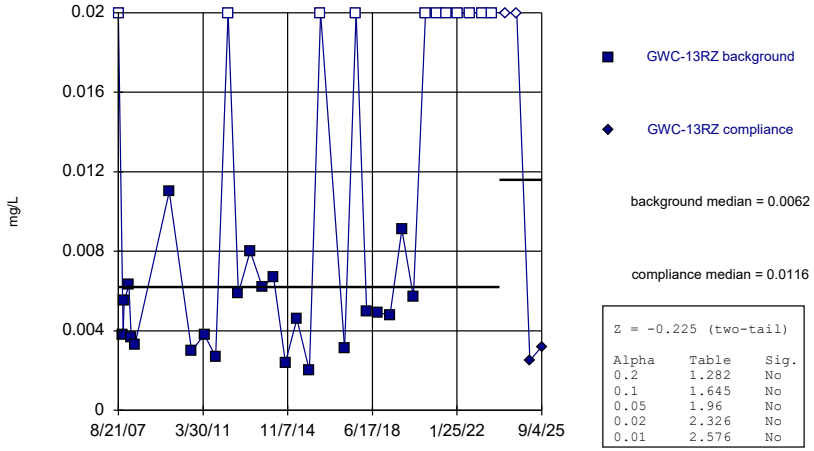

Z = -0.225 (two-tail)

Alpha	Table	Sig.
0.2	1.282	No
0.1	1.645	No
0.05	1.96	No
0.02	2.326	No
0.01	2.576	No

Constituent: Zinc Analysis Run 4/27/2026 2:23 PM View: Appendix I Mann-Whitney
Plant Bowen Client: Southern Company Data: Bowen 1, 2, 9, & 10

Sanitas™ v.10.1.06d Software licensed to Groundwater Stats Consulting. UG
Hollow symbols indicate censored values.

Mann-Whitney (Wilcoxon Rank Sum)

GWC-14Z

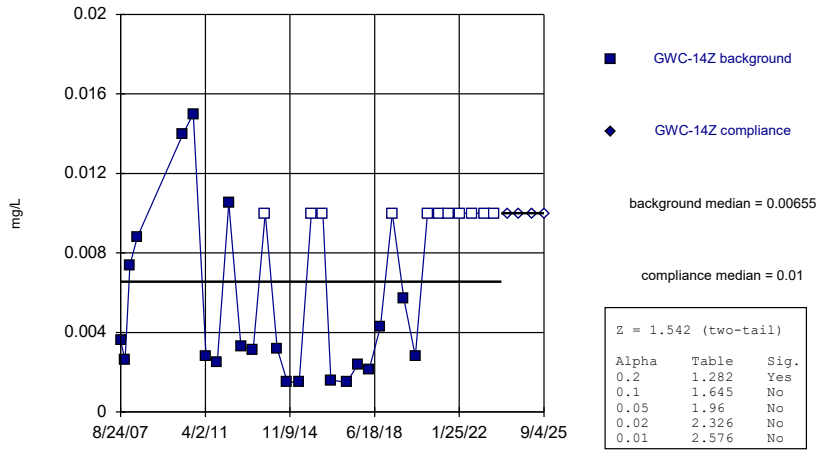

Z = 1.542 (two-tail)

Alpha	Table	Sig.
0.2	1.282	Yes
0.1	1.645	No
0.05	1.96	No
0.02	2.326	No
0.01	2.576	No

Constituent: Zinc Analysis Run 4/27/2026 2:23 PM View: Appendix I Mann-Whitney
Plant Bowen Client: Southern Company Data: Bowen 1, 2, 9, & 10

Sanitas™ v.10.1.06d Software licensed to Groundwater Stats Consulting. UG
Hollow symbols indicate censored values.

Mann-Whitney (Wilcoxon Rank Sum)

GWC-15R

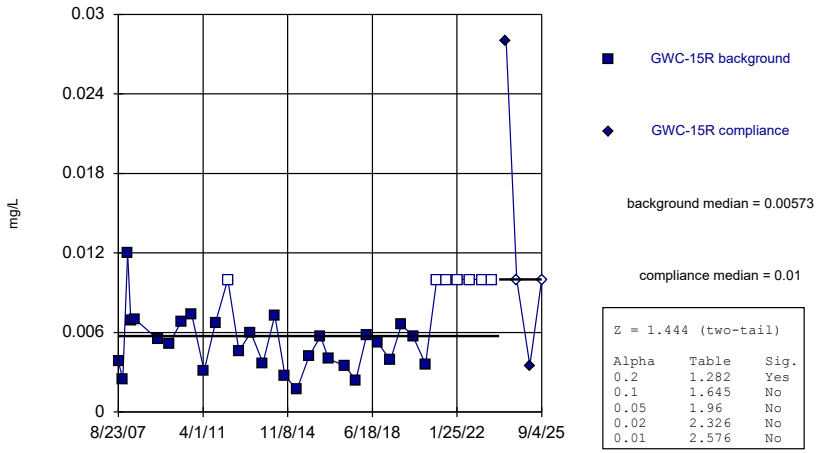

Z = 1.444 (two-tail)

Alpha	Table	Sig.
0.2	1.282	Yes
0.1	1.645	No
0.05	1.96	No
0.02	2.326	No
0.01	2.576	No

Constituent: Zinc Analysis Run 4/27/2026 2:23 PM View: Appendix I Mann-Whitney
Plant Bowen Client: Southern Company Data: Bowen 1, 2, 9, & 10

Sanitas™ v.10.1.06d Software licensed to Groundwater Stats Consulting. UG
Hollow symbols indicate censored values.

Mann-Whitney (Wilcoxon Rank Sum)

GWC-15Z

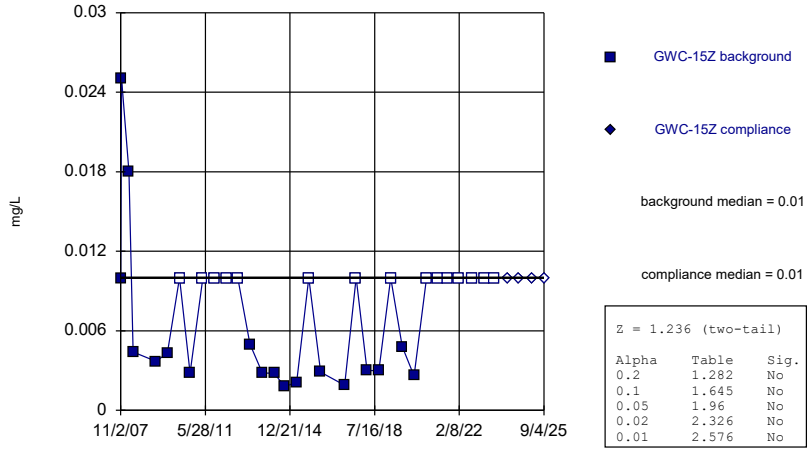

Z = 1.236 (two-tail)

Alpha	Table	Sig.
0.2	1.282	No
0.1	1.645	No
0.05	1.96	No
0.02	2.326	No
0.01	2.576	No

Constituent: Zinc Analysis Run 4/27/2026 2:24 PM View: Appendix I Mann-Whitney
Plant Bowen Client: Southern Company Data: Bowen 1, 2, 9, & 10

Sanitas™ v.10.1.06d Software licensed to Groundwater Stats Consulting. UG
Hollow symbols indicate censored values.

Mann-Whitney (Wilcoxon Rank Sum)

GWC-44

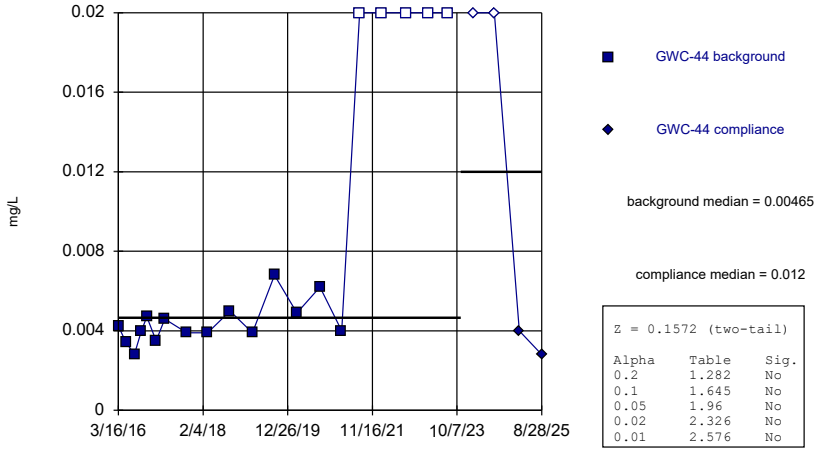

Z = 0.1572 (two-tail)

Alpha	Table	Sig.
0.2	1.282	No
0.1	1.645	No
0.05	1.96	No
0.02	2.326	No
0.01	2.576	No

Constituent: Zinc Analysis Run 4/27/2026 2:24 PM View: Appendix I Mann-Whitney
Plant Bowen Client: Southern Company Data: Bowen 1, 2, 9, & 10

Sanitas™ v.10.1.06d Software licensed to Groundwater Stats Consulting. UG
Hollow symbols indicate censored values.

Mann-Whitney (Wilcoxon Rank Sum)

GWC-45

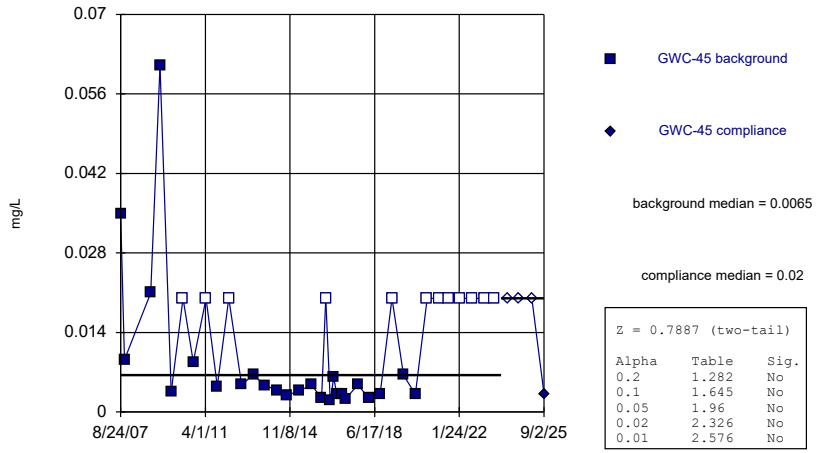

Z = 0.7887 (two-tail)

Alpha	Table	Sig.
0.2	1.282	No
0.1	1.645	No
0.05	1.96	No
0.02	2.326	No
0.01	2.576	No

Constituent: Zinc Analysis Run 4/27/2026 2:24 PM View: Appendix I Mann-Whitney
Plant Bowen Client: Southern Company Data: Bowen 1, 2, 9, & 10

Sanitas™ v.10.1.06d Software licensed to Groundwater Stats Consulting. UG
Hollow symbols indicate censored values.

Mann-Whitney (Wilcoxon Rank Sum)

GWC-45R

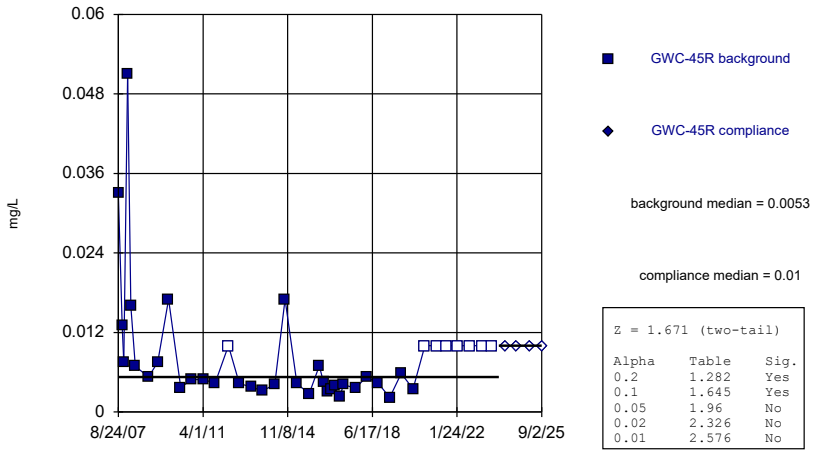

Z = 1.671 (two-tail)

Alpha	Table	Sig.
0.2	1.282	Yes
0.1	1.645	Yes
0.05	1.96	No
0.02	2.326	No
0.01	2.576	No

Constituent: Zinc Analysis Run 4/27/2026 2:24 PM View: Appendix I Mann-Whitney
Plant Bowen Client: Southern Company Data: Bowen 1, 2, 9, & 10

Sanitas™ v.10.1.06d Software licensed to Groundwater Stats Consulting. UG
Hollow symbols indicate censored values.

Mann-Whitney (Wilcoxon Rank Sum)

GWC-46R

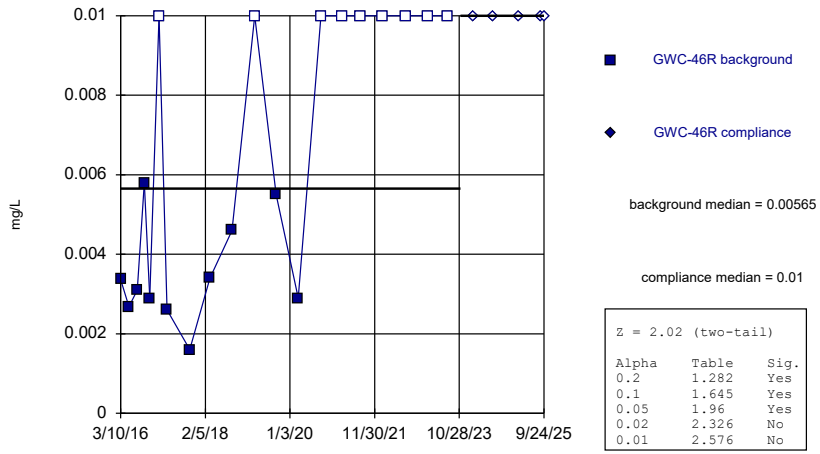

background median = 0.00565

compliance median = 0.01

Z = 2.02 (two-tail)

Alpha	Table	Sig.
0.2	1.282	Yes
0.1	1.645	Yes
0.05	1.96	Yes
0.02	2.326	No
0.01	2.576	No

Constituent: Zinc Analysis Run 4/27/2026 2:24 PM View: Appendix I Mann-Whitney
Plant Bowen Client: Southern Company Data: Bowen 1, 2, 9, & 10

Sanitas™ v.10.1.06d Software licensed to Groundwater Stats Consulting. UG

Mann-Whitney (Wilcoxon Rank Sum)

GWC-47

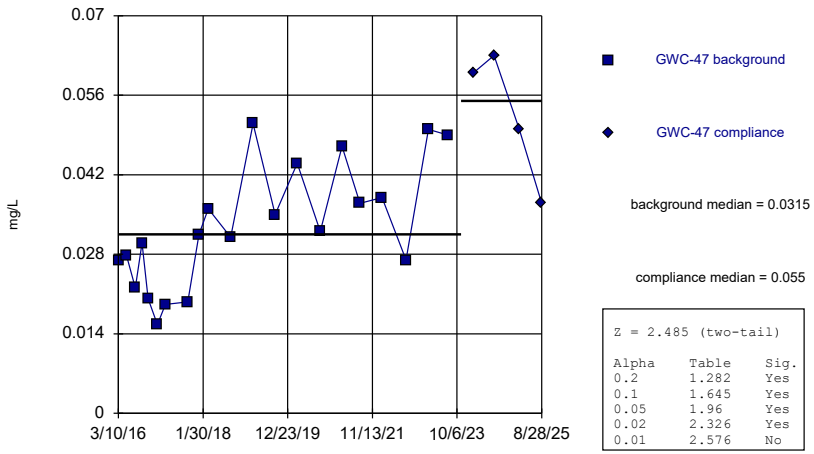

background median = 0.0315

compliance median = 0.055

Z = 2.485 (two-tail)

Alpha	Table	Sig.
0.2	1.282	Yes
0.1	1.645	Yes
0.05	1.96	Yes
0.02	2.326	Yes
0.01	2.576	No

Constituent: Zinc Analysis Run 4/27/2026 2:24 PM View: Appendix I Mann-Whitney
Plant Bowen Client: Southern Company Data: Bowen 1, 2, 9, & 10

Sanitas™ v.10.1.06d Software licensed to Groundwater Stats Consulting. UG
Hollow symbols indicate censored values.

Mann-Whitney (Wilcoxon Rank Sum)

GWC-47R

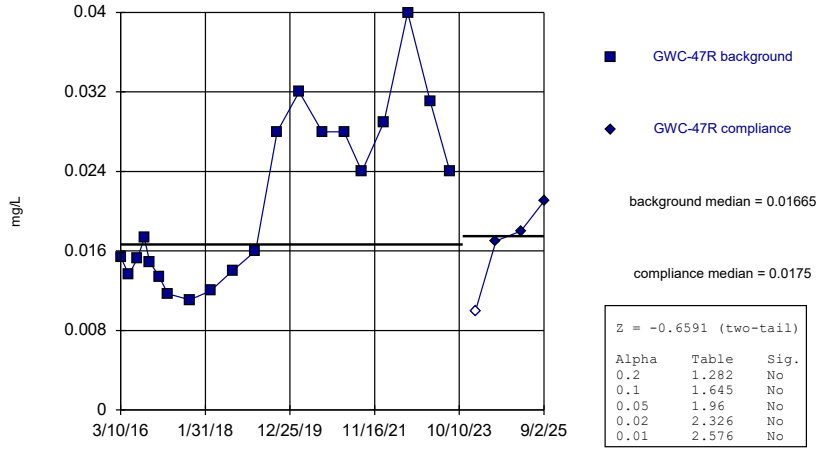

background median = 0.01665

compliance median = 0.0175

Z = -0.6591 (two-tail)

Alpha	Table	Sig.
0.2	1.282	No
0.1	1.645	No
0.05	1.96	No
0.02	2.326	No
0.01	2.576	No

Constituent: Zinc Analysis Run 4/27/2026 2:24 PM View: Appendix I Mann-Whitney
Plant Bowen Client: Southern Company Data: Bowen 1, 2, 9, & 10

Sanitas™ v.10.1.06d Software licensed to Groundwater Stats Consulting. UG
Hollow symbols indicate censored values.

Mann-Whitney (Wilcoxon Rank Sum)

GWC-48

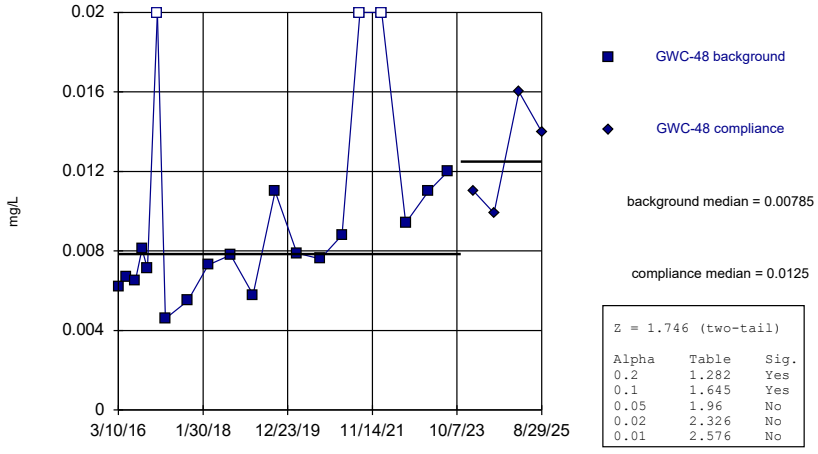

background median = 0.00785

compliance median = 0.0125

Z = 1.746 (two-tail)

Alpha	Table	Sig.
0.2	1.282	Yes
0.1	1.645	Yes
0.05	1.96	No
0.02	2.326	No
0.01	2.576	No

Constituent: Zinc Analysis Run 4/27/2026 2:24 PM View: Appendix I Mann-Whitney
Plant Bowen Client: Southern Company Data: Bowen 1, 2, 9, & 10

Sanitas™ v.10.1.06d Software licensed to Groundwater Stats Consulting. UG
Hollow symbols indicate censored values.

Mann-Whitney (Wilcoxon Rank Sum)

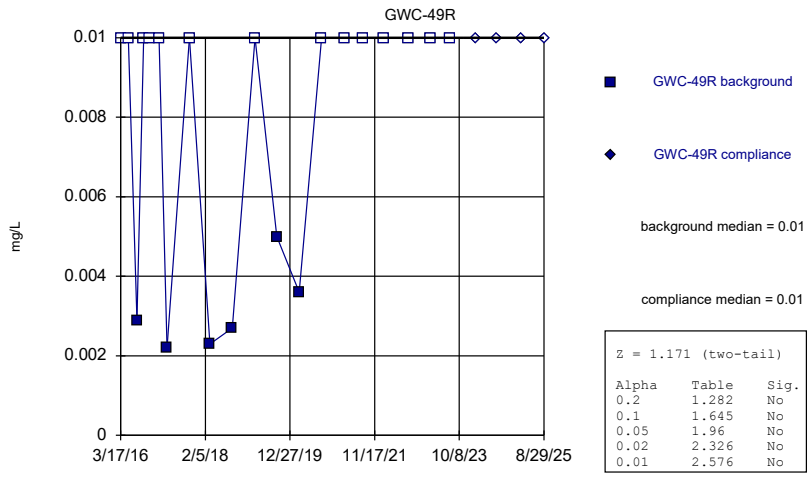

Z = 1.171 (two-tail)

Alpha	Table	Sig.
0.2	1.282	No
0.1	1.645	No
0.05	1.96	No
0.02	2.326	No
0.01	2.576	No

Constituent: Zinc Analysis Run 4/27/2026 2:24 PM View: Appendix I Mann-Whitney
Plant Bowen Client: Southern Company Data: Bowen 1, 2, 9, & 10

Sanitas™ v.10.1.06d Software licensed to Groundwater Stats Consulting. UG
Hollow symbols indicate censored values.

Mann-Whitney (Wilcoxon Rank Sum)

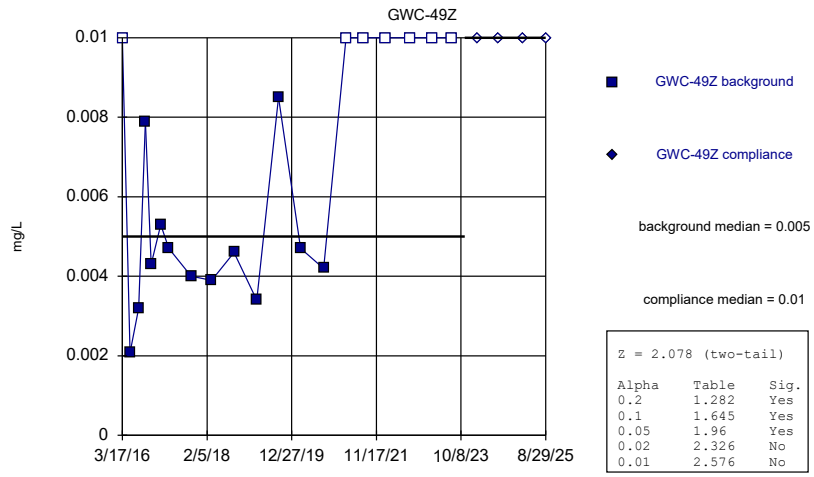

Z = 2.078 (two-tail)

Alpha	Table	Sig.
0.2	1.282	Yes
0.1	1.645	Yes
0.05	1.96	Yes
0.02	2.326	No
0.01	2.576	No

Constituent: Zinc Analysis Run 4/27/2026 2:24 PM View: Appendix I Mann-Whitney
Plant Bowen Client: Southern Company Data: Bowen 1, 2, 9, & 10

Mann-Whitney (Wilcoxon Rank Sum)

Constituent: Antimony (mg/L) Analysis Run 4/27/2026 2:26 PM View: Appendix I Mann-Whitney

Plant Bowen Client: Southern Company Data: Bowen 1, 2, 9, & 10

	GWA-1	GWA-1
8/23/2007	<0.003	
10/23/2007	<0.003	
11/18/2007	<0.003	
1/30/2008	<0.003	
3/10/2008	<0.003	
5/13/2008	<0.003	
12/5/2008	<0.003	
4/15/2009	<0.003	
10/7/2009	<0.003	
5/3/2010	<0.003	
10/12/2010	<0.003	
4/27/2011	<0.003	
10/17/2011	0.0054	
5/2/2012	<0.003	
10/8/2012	<0.003	
4/12/2013	0.0058	
10/16/2013	0.01	
4/11/2014	0.0035 (J)	
9/30/2014	0.0068	
3/30/2015	0.0074	
10/13/2015	0.017	
3/22/2016	0.00567	
5/19/2016	0.00319	
7/29/2016	0.0025 (J)	
9/23/2016	0.0051	
11/9/2016	0.0097	
1/30/2017	0.0032	
3/30/2017	0.0028 (J)	
6/9/2017	0.0018 (J)	
10/2/2017	0.0014 (J)	
3/16/2018	0.0014 (J)	
9/17/2018	0.001 (J)	
3/20/2019	<0.003	
9/12/2019	0.0037	
3/11/2020	0.00079 (J)	
9/15/2020	0.0061	
3/16/2021	0.0014 (J)	
8/9/2021	0.0027 (J)	
2/1/2022	0.0028 (J)	
8/16/2022	0.0084	
2/16/2023	0.016	
7/27/2023	0.011	
2/22/2024		0.0014 (J)
8/7/2024		0.0028 (J)
2/27/2025		0.00062 (J)
9/2/2025		0.0016 (J)

ND substitution: RL or RL/2 if <15% NDs.

Mann-Whitney (Wilcoxon Rank Sum)

Constituent: Antimony (mg/L) Analysis Run 4/27/2026 2:26 PM View: Appendix I Mann-Whitney

Plant Bowen Client: Southern Company Data: Bowen 1, 2, 9, & 10

	GWA-2	GWA-2
8/23/2007	<0.002	
10/24/2007	<0.002	
11/18/2007	<0.002	
1/31/2008	<0.002	
3/11/2008	<0.002	
5/6/2008	<0.002	
12/4/2008	<0.002	
4/21/2009	<0.002	
10/7/2009	<0.002	
4/26/2010	<0.002	
10/4/2010	<0.002	
4/13/2011	<0.002	
10/5/2011	<0.002	
4/11/2012	<0.002	
10/9/2012	<0.002	
4/15/2013	<0.002	
10/15/2013	<0.002	
4/22/2014	<0.002	
9/30/2014	<0.002	
3/30/2015	<0.002	
10/13/2015	<0.002	
3/23/2016	<0.002	
5/20/2016	<0.002	
7/29/2016	<0.002	
9/23/2016	<0.002	
11/9/2016	0.001 (J)	
1/31/2017	<0.002	
3/30/2017	<0.002	
6/12/2017	0.0006 (J)	
10/2/2017	<0.002	
3/19/2018	<0.002	
9/14/2018	<0.002	
3/20/2019	<0.002	
9/12/2019	<0.002	
3/11/2020	<0.002	
9/15/2020	<0.002	
3/17/2021	<0.002	
8/9/2021	<0.002	
2/1/2022	<0.002	
8/16/2022	<0.002	
2/16/2023	<0.002	
7/27/2023	<0.002	
2/22/2024		<0.002
8/7/2024		<0.002
2/27/2025		<0.002
9/2/2025		<0.002

ND substitution: RL or RL/2 if <15% NDs.

Mann-Whitney (Wilcoxon Rank Sum)

Constituent: Antimony (mg/L) Analysis Run 4/27/2026 2:26 PM View: Appendix I Mann-Whitney

Plant Bowen Client: Southern Company Data: Bowen 1, 2, 9, & 10

	GWA-2R	GWA-2R
8/23/2007	<0.005	
10/24/2007	<0.005	
11/18/2007	<0.005	
1/31/2008	<0.005	
3/10/2008	<0.005	
5/13/2008	<0.005	
12/4/2008	<0.005	
4/21/2009	<0.005	
10/8/2009	<0.005	
4/21/2010	<0.005	
9/28/2010	<0.005	
4/12/2011	<0.005	
10/4/2011	<0.005	
4/3/2012	0.0053	
10/9/2012	<0.005	
4/11/2013	0.0075	
10/16/2013	<0.005	
4/10/2014	0.0081	
9/30/2014	0.0022 (J)	
3/30/2015	0.011	
10/13/2015	0.0045 (J)	
3/23/2016	0.00281 (J)	
5/19/2016	0.00264 (J)	
7/29/2016	0.0069	
9/22/2016	0.0066	
11/10/2016	0.0024 (J)	
1/31/2017	0.0064	
4/3/2017	0.0049	
6/9/2017	0.0024 (J)	
10/2/2017	0.0045	
3/16/2018	0.021 (O)	
9/14/2018	0.0054	
3/19/2019	0.0019 (J)	
9/13/2019	0.0044	
3/11/2020	0.002 (J)	
9/15/2020	0.0037	
3/16/2021	0.005	
8/9/2021	0.0033	
2/1/2022	0.0029 (J)	
8/16/2022	0.002 (J)	
2/16/2023	0.0048	
7/27/2023	0.0095	
2/26/2024		0.0019 (J)
8/6/2024		0.0021 (J)
2/27/2025		0.0042
9/2/2025		0.0024

ND substitution: RL or RL/2 if <15% NDs.

Mann-Whitney (Wilcoxon Rank Sum)

Constituent: Antimony (mg/L) Analysis Run 4/27/2026 2:26 PM View: Appendix I Mann-Whitney

Plant Bowen Client: Southern Company Data: Bowen 1, 2, 9, & 10

	GWA-3A	GWA-3A
8/23/2007	<0.002	
11/2/2007	<0.002	
11/18/2007	<0.002	
1/31/2008	<0.002	
3/11/2008	<0.002	
5/14/2008	<0.002	
12/5/2008	<0.002	
4/15/2009	<0.002	
10/8/2009	<0.002	
4/28/2010	<0.002	
10/6/2010	<0.002	
4/21/2011	<0.002	
10/13/2011	<0.002	
5/1/2012	<0.002	
10/9/2012	<0.002	
4/11/2013	<0.002	
10/16/2013	<0.002	
4/23/2014	<0.002	
10/4/2014	0.0031 (J)	
3/31/2015	0.0068	
10/12/2015	<0.002	
3/23/2016	0.0035	
5/23/2016	<0.002	
7/29/2016	0.0029 (J)	
9/22/2016	0.0041	
11/10/2016	0.0048	
1/31/2017	<0.002	
3/30/2017	0.001 (J)	
6/12/2017	0.0016 (J)	
10/4/2017	0.0009 (J)	
3/19/2018	0.0019 (J)	
9/17/2018	0.0011 (J)	
3/20/2019	0.0019 (J)	
9/13/2019	0.0013 (J)	
3/11/2020	0.0045	
3/29/2021	<0.002	
8/9/2021	<0.002	
2/2/2022	<0.002	
8/16/2022	<0.002	
2/17/2023	<0.002	
8/1/2023	<0.002	
2/22/2024		<0.002
8/8/2024		<0.002
2/26/2025		<0.002
9/2/2025		<0.002

ND substitution: RL or RL/2 if <15% NDs.

Mann-Whitney (Wilcoxon Rank Sum)

Constituent: Antimony (mg/L) Analysis Run 4/27/2026 2:26 PM View: Appendix I Mann-Whitney

Plant Bowen Client: Southern Company Data: Bowen 1, 2, 9, & 10

	GWA-4RZ	GWA-4RZ
5/20/2009	<0.002	
10/19/2009	<0.002	
4/27/2010	<0.002	
10/4/2010	<0.002	
4/14/2011	<0.002	
10/5/2011	<0.002	
4/11/2012	<0.002	
10/2/2012	<0.002	
4/11/2013	<0.002	
10/21/2013	<0.002	
4/23/2014	<0.002	
10/4/2014	<0.002	
3/31/2015	<0.002	
10/11/2015	<0.002	
2/22/2017	0.0018 (J)	
4/7/2017	0.0008 (J)	
6/14/2017	0.0011 (J)	
7/12/2017	0.0015 (J)	
7/20/2017	<0.002	
7/28/2017	<0.002	
8/9/2017	<0.002	
8/24/2017	0.0007 (J)	
10/3/2017	<0.002	
3/21/2018	<0.002	
9/18/2018	<0.002	
3/21/2019	<0.002	
9/13/2019	0.00052 (J)	
3/12/2020	0.0017 (J)	
9/17/2020	0.00087 (J)	
3/16/2021	0.00082 (J)	
8/10/2021	0.0013 (J)	
2/3/2022	<0.002	
8/17/2022	<0.002	
2/17/2023	<0.002	
7/28/2023	<0.002	
2/27/2024		<0.002
8/8/2024		<0.002
2/28/2025		<0.002
9/3/2025		<0.002

ND substitution: RL or RL/2 if <15% NDs.

Mann-Whitney (Wilcoxon Rank Sum)

Constituent: Antimony (mg/L) Analysis Run 4/27/2026 2:26 PM View: Appendix I Mann-Whitney

Plant Bowen Client: Southern Company Data: Bowen 1, 2, 9, & 10

	GWA-39RZ	GWA-39RZ
2/21/2017	0.0057	
3/27/2017	0.0013 (J)	
6/8/2017	0.0035	
7/17/2017	0.005	
7/27/2017	0.0033	
8/9/2017	0.0012 (J)	
9/29/2017	0.0013 (J)	
3/16/2018	0.0078	
9/14/2018	0.0056	
3/14/2019	0.014 (O)	
9/11/2019	0.0098	
3/9/2020	0.0013 (J)	
9/16/2020	0.0028 (J)	
3/16/2021	0.00041 (J)	
8/6/2021	<0.003	
2/2/2022	<0.003	
8/16/2022	0.001 (J)	
2/14/2023	0.0019 (J)	
7/25/2023	<0.003	
2/19/2024		0.0016 (J)
8/1/2024		0.00097 (J)
2/26/2025		0.0022 (J)
8/28/2025		0.0011 (J)

ND substitution: RL or RL/2 if <15% NDs.

Mann-Whitney (Wilcoxon Rank Sum)

Constituent: Antimony (mg/L) Analysis Run 4/27/2026 2:26 PM View: Appendix I Mann-Whitney

Plant Bowen Client: Southern Company Data: Bowen 1, 2, 9, & 10

	GWA-39Z	GWA-39Z
3/14/2016	<0.002	
5/11/2016	0.000839 (J)	
7/19/2016	0.0024 (J)	
9/15/2016	0.0009 (J)	
11/2/2016	0.001 (J)	
1/18/2017	0.0017 (J)	
3/28/2017	0.0006 (J)	
6/7/2017	0.0003 (J)	
9/26/2017	<0.002	
3/14/2018	<0.002	
9/12/2018	<0.002	
3/15/2019	<0.002	
9/9/2019	0.00079 (J)	
3/9/2020	0.0011 (J)	
9/10/2020	0.0003 (J)	
3/12/2021	0.0039	
8/4/2021	0.00083 (J)	
1/31/2022	<0.002	
8/10/2022	<0.002	
2/13/2023	0.00087 (J)	
7/26/2023	0.0028 (J)	
2/19/2024		0.00081 (J)
8/1/2024		<0.002
2/25/2025		<0.002
8/28/2025		<0.002

ND substitution: RL or RL/2 if <15% NDs.

Mann-Whitney (Wilcoxon Rank Sum)

Constituent: Antimony (mg/L) Analysis Run 4/27/2026 2:26 PM View: Appendix I Mann-Whitney

Plant Bowen Client: Southern Company Data: Bowen 1, 2, 9, & 10

	GWA-40	GWA-40
3/15/2016	<0.002	
5/11/2016	<0.002	
7/21/2016	<0.002	
9/15/2016	<0.002	
11/3/2016	0.0021 (J)	
1/17/2017	<0.002	
3/24/2017	<0.002	
5/24/2017	<0.002	
9/26/2017	<0.002	
3/14/2018	<0.002	
9/12/2018	<0.002	
3/13/2019	<0.002	
9/9/2019	<0.002	
3/9/2020	<0.002	
9/11/2020	<0.002	
3/10/2021	<0.002	
8/4/2021	<0.002	
1/31/2022	0.0014 (J)	
8/12/2022	<0.002	
2/13/2023	<0.002	
7/26/2023	<0.002	
2/19/2024		<0.002
8/1/2024		<0.002
2/25/2025		<0.002
8/27/2025		<0.002

ND substitution: RL or RL/2 if <15% NDs.

Mann-Whitney (Wilcoxon Rank Sum)

Constituent: Antimony (mg/L) Analysis Run 4/27/2026 2:26 PM View: Appendix I Mann-Whitney

Plant Bowen Client: Southern Company Data: Bowen 1, 2, 9, & 10

	GWA-41	GWA-41
3/15/2016	<0.002	
5/12/2016	<0.002	
7/20/2016	<0.002	
9/15/2016	<0.002	
11/3/2016	<0.002	
1/18/2017	<0.002	
3/24/2017	<0.002	
6/6/2017	<0.002	
9/25/2017	<0.002	
3/14/2018	<0.002	
9/12/2018	<0.002	
3/14/2019	<0.002	
9/10/2019	<0.002	
3/6/2020	<0.002	
9/10/2020	<0.002	
3/11/2021	0.00038 (J)	
8/4/2021	<0.002	
1/31/2022	<0.002	
8/11/2022	<0.002	
2/13/2023	<0.002	
7/25/2023	0.0029 (J)	
2/19/2024		<0.002
8/1/2024		<0.002
2/25/2025		<0.002
8/28/2025		<0.002

ND substitution: RL or RL/2 if <15% NDs.

Mann-Whitney (Wilcoxon Rank Sum)

Constituent: Antimony (mg/L) Analysis Run 4/27/2026 2:26 PM View: Appendix I Mann-Whitney

Plant Bowen Client: Southern Company Data: Bowen 1, 2, 9, & 10

	GWA-41R	GWA-41R
3/15/2016	<0.003	
5/13/2016	<0.003	
7/21/2016	0.0007 (J)	
9/21/2016	<0.003	
11/3/2016	<0.003	
1/17/2017	<0.003	
3/27/2017	0.0008 (J)	
6/6/2017	<0.003	
9/25/2017	0.0035	
3/14/2018	<0.003	
9/12/2018	0.003 (J)	
3/14/2019	<0.003	
9/10/2019	0.0029 (J)	
3/9/2020	0.0037	
9/10/2020	0.0019 (J)	
3/10/2021	0.00037 (J)	
8/4/2021	<0.003	
1/31/2022	0.0011 (J)	
8/11/2022	<0.003	
2/13/2023	0.0045	
7/25/2023	0.0021 (J)	
2/19/2024		<0.003
8/1/2024		0.00085 (J)
2/25/2025		0.0089
8/27/2025		0.0027

ND substitution: RL or RL/2 if <15% NDs.

Mann-Whitney (Wilcoxon Rank Sum)

Constituent: Antimony (mg/L) Analysis Run 4/27/2026 2:26 PM View: Appendix I Mann-Whitney

Plant Bowen Client: Southern Company Data: Bowen 1, 2, 9, & 10

	GWA-42	GWA-42
3/11/2016	<0.002	
5/16/2016	<0.002	
7/22/2016	0.002 (J)	
9/19/2016	<0.002	
11/3/2016	<0.002	
1/17/2017	<0.002	
3/27/2017	<0.002	
6/7/2017	<0.002	
9/26/2017	<0.002	
3/14/2018	<0.002	
9/14/2018	<0.002	
3/14/2019	<0.002	
9/10/2019	<0.002	
3/6/2020	<0.002	
9/10/2020	<0.002	
3/11/2021	<0.002	
8/4/2021	<0.002	
1/31/2022	<0.002	
8/10/2022	<0.002	
2/13/2023	<0.002	
7/26/2023	<0.002	
2/20/2024		<0.002
8/1/2024		<0.002
2/25/2025		<0.002
8/28/2025		<0.002

ND substitution: RL or RL/2 if <15% NDs.

Mann-Whitney (Wilcoxon Rank Sum)

Constituent: Antimony (mg/L) Analysis Run 4/27/2026 2:26 PM View: Appendix I Mann-Whitney

Plant Bowen Client: Southern Company Data: Bowen 1, 2, 9, & 10

	GWA-43	GWA-43
3/11/2016	<0.002	
5/13/2016	<0.002	
7/19/2016	0.0004 (J)	
9/16/2016	<0.002	
11/2/2016	<0.002	
1/18/2017	<0.002	
3/28/2017	<0.002	
6/6/2017	<0.002	
9/22/2017	<0.002	
3/14/2018	<0.002	
9/12/2018	<0.002	
3/13/2019	<0.002	
9/11/2019	<0.002	
3/9/2020	0.00062 (J)	
9/11/2020	<0.002	
3/11/2021	<0.002	
8/6/2021	<0.002	
1/31/2022	<0.002	
8/11/2022	<0.002	
2/14/2023	<0.002	
7/25/2023	<0.002	
2/20/2024		<0.002
8/2/2024		<0.002
2/25/2025		<0.002
8/28/2025		<0.002

ND substitution: RL or RL/2 if <15% NDs.

Mann-Whitney (Wilcoxon Rank Sum)

Constituent: Antimony (mg/L) Analysis Run 4/27/2026 2:26 PM View: Appendix I Mann-Whitney

Plant Bowen Client: Southern Company Data: Bowen 1, 2, 9, & 10

	GWA-43R	GWA-43R
3/11/2016	<0.002	
5/13/2016	<0.002	
7/19/2016	<0.002	
9/16/2016	<0.002	
11/2/2016	<0.002	
1/18/2017	0.0013 (J)	
3/28/2017	<0.002	
6/6/2017	0.0007 (J)	
9/22/2017	0.0012 (J)	
3/15/2018	<0.002	
9/12/2018	<0.002	
3/13/2019	<0.002	
9/11/2019	0.00029 (J)	
3/9/2020	0.00037 (J)	
9/14/2020	<0.002	
3/11/2021	0.00074 (J)	
8/5/2021	<0.002	
1/31/2022	<0.002	
8/10/2022	<0.002	
2/13/2023	<0.002	
7/25/2023	<0.002	
2/20/2024		0.0015 (J)
8/2/2024		0.00086 (J)
2/25/2025		<0.002
8/28/2025		<0.002

ND substitution: RL or RL/2 if <15% NDs.

Mann-Whitney (Wilcoxon Rank Sum)

Constituent: Antimony (mg/L) Analysis Run 4/27/2026 2:26 PM View: Appendix I Mann-Whitney

Plant Bowen Client: Southern Company Data: Bowen 1, 2, 9, & 10

	GWA-50	GWA-50
12/12/2008	<0.002	
4/23/2009	<0.002	
10/6/2009	<0.002	
4/27/2010	<0.002	
9/30/2010	<0.002	
4/14/2011	<0.002	
10/5/2011	<0.002	
4/11/2012	<0.002	
10/2/2012	<0.002	
4/9/2013	<0.002	
10/15/2013	<0.002	
4/10/2014	<0.002	
10/1/2014	<0.002	
3/30/2015	<0.002	
10/11/2015	<0.002	
3/28/2016	0.00139 (J)	
5/23/2016	0.000677 (J)	
8/1/2016	0.001 (J)	
9/26/2016	<0.002	
11/10/2016	0.0022 (J)	
1/30/2017	<0.002	
4/7/2017	<0.002	
6/12/2017	0.001 (J)	
10/2/2017	<0.002	
3/16/2018	<0.002	
9/17/2018	<0.002	
3/19/2019	<0.002	
9/13/2019	<0.002	
3/11/2020	0.0005 (J)	
9/16/2020	<0.002	
3/17/2021	<0.002	
8/9/2021	<0.002	
2/1/2022	0.0015 (J)	
8/16/2022	<0.002	
2/16/2023	<0.002	
7/28/2023	<0.002	
2/22/2024		<0.002
8/8/2024		<0.002
2/27/2025		<0.002
9/2/2025		<0.002

ND substitution: RL or RL/2 if <15% NDs.

Mann-Whitney (Wilcoxon Rank Sum)

Constituent: Antimony (mg/L) Analysis Run 4/27/2026 2:26 PM View: Appendix I Mann-Whitney

Plant Bowen Client: Southern Company Data: Bowen 1, 2, 9, & 10

	GWA-50R	GWA-50R
12/12/2008	<0.002	
4/23/2009	<0.002	
10/6/2009	<0.002	
5/3/2010	<0.002	
10/11/2010	<0.002	
4/27/2011	<0.002	
10/19/2011	<0.002	
5/1/2012	<0.002	
10/2/2012	<0.002	
4/10/2013	<0.002	
10/16/2013	<0.002	
4/22/2014	<0.002	
10/1/2014	<0.002	
3/30/2015	<0.002	
10/11/2015	<0.002	
3/28/2016	<0.002	
5/25/2016	<0.002	
8/1/2016	0.0009 (J)	
9/26/2016	<0.002	
11/11/2016	<0.002	
1/30/2017	<0.002	
4/3/2017	<0.002	
6/12/2017	<0.002	
10/2/2017	<0.002	
3/16/2018	<0.002	
9/18/2018	<0.002	
3/19/2019	<0.002	
9/12/2019	<0.002	
3/11/2020	<0.002	
9/15/2020	0.00048 (J)	
3/17/2021	<0.002	
8/9/2021	<0.002	
2/2/2022	<0.002	
8/17/2022	<0.002	
2/16/2023	<0.002	
7/28/2023	<0.002	
2/22/2024		<0.002
8/8/2024		<0.002
2/28/2025		<0.002
9/2/2025		<0.002

ND substitution: RL or RL/2 if <15% NDs.

Mann-Whitney (Wilcoxon Rank Sum)

Constituent: Antimony (mg/L) Analysis Run 4/27/2026 2:26 PM View: Appendix I Mann-Whitney

Plant Bowen Client: Southern Company Data: Bowen 1, 2, 9, & 10

	GWC-5	GWC-5
8/23/2007	<0.002	
10/25/2007	<0.002	
11/19/2007	<0.002	
1/23/2008	<0.002	
3/11/2008	<0.002	
5/12/2008	<0.002	
12/11/2008	<0.002	
4/15/2009	<0.002	
10/9/2009	<0.002	
5/4/2010	<0.002	
10/12/2010	<0.002	
4/28/2011	<0.002	
10/19/2011	<0.002	
5/2/2012	<0.002	
10/9/2012	<0.002	
4/11/2013	<0.002	
10/16/2013	<0.002	
4/23/2014	<0.002	
10/3/2014	<0.002	
3/31/2015	<0.002	
10/12/2015	<0.002	
3/28/2016	0.00104 (J)	
5/25/2016	0.000686 (J)	
8/1/2016	0.0006 (J)	
9/27/2016	<0.002	
11/11/2016	<0.002	
1/31/2017	<0.002	
4/3/2017	<0.002	
6/12/2017	<0.002	
10/3/2017	<0.002	
3/19/2018	<0.002	
9/17/2018	<0.002	
3/20/2019	<0.002	
9/16/2019	<0.002	
3/16/2020	0.00031 (J)	
9/16/2020	<0.002	
3/17/2021	<0.002	
8/9/2021	<0.002	
2/2/2022	<0.002	
8/16/2022	<0.002	
2/20/2023	<0.002	
7/28/2023	<0.002	
2/26/2024		<0.002
8/8/2024		<0.002
2/27/2025		<0.002
9/3/2025		<0.002

ND substitution: RL or RL/2 if <15% NDs.

Mann-Whitney (Wilcoxon Rank Sum)

Constituent: Antimony (mg/L) Analysis Run 4/27/2026 2:26 PM View: Appendix I Mann-Whitney

Plant Bowen Client: Southern Company Data: Bowen 1, 2, 9, & 10

	GWC-6	GWC-6
8/22/2007	<0.002	
10/25/2007	<0.002	
11/20/2007	<0.002	
1/23/2008	<0.002	
3/11/2008	<0.002	
5/14/2008	<0.002	
12/11/2008	<0.002	
4/23/2009	<0.002	
10/9/2009	<0.002	
5/4/2010	<0.002	
10/11/2010	<0.002	
4/26/2011	<0.002	
10/18/2011	<0.002	
5/2/2012	<0.002	
10/8/2012	<0.002	
4/10/2013	<0.002	
10/8/2013	<0.002	
4/14/2014	<0.002	
10/3/2014	<0.002	
4/1/2015	0.0035 (J)	
10/9/2015	<0.002	
3/29/2016	<0.002	
5/24/2016	<0.002	
8/1/2016	<0.002	
9/26/2016	<0.002	
11/18/2016	<0.002	
2/1/2017	0.0009 (J)	
4/6/2017	0.001 (J)	
6/13/2017	0.0012 (J)	
10/3/2017	<0.002	
3/19/2018	<0.002	
9/17/2018	<0.002	
3/21/2019	<0.002	
9/16/2019	<0.002	
3/12/2020	0.00052 (J)	
9/16/2020	<0.002	
3/17/2021	<0.002	
8/10/2021	<0.002	
2/2/2022	<0.002	
8/17/2022	<0.002	
2/17/2023	<0.002	
7/31/2023	<0.002	
2/26/2024		<0.002
8/8/2024		<0.002
2/27/2025		<0.002
9/3/2025		<0.002

ND substitution: RL or RL/2 if <15% NDs.

Mann-Whitney (Wilcoxon Rank Sum)

Constituent: Antimony (mg/L) Analysis Run 4/27/2026 2:26 PM View: Appendix I Mann-Whitney

Plant Bowen Client: Southern Company Data: Bowen 1, 2, 9, & 10

	GWC-6RZ	GWC-6RZ
5/26/2015	<0.002	
6/18/2015	<0.002	
7/2/2015	<0.002	
10/9/2015	<0.002	
3/29/2016	0.000768 (J)	
5/24/2016	<0.002	
8/1/2016	0.0003 (J)	
9/26/2016	<0.002	
11/14/2016	<0.002	
2/1/2017	<0.002	
4/6/2017	0.0006 (J)	
6/13/2017	0.0011 (J)	
10/3/2017	<0.002	
3/20/2018	<0.002	
9/17/2018	0.0023 (J)	
3/21/2019	<0.002	
9/16/2019	<0.002	
3/12/2020	0.0011 (J)	
9/16/2020	<0.002	
3/17/2021	<0.002	
8/10/2021	0.0028 (J)	
2/2/2022	<0.002	
8/17/2022	<0.002	
2/17/2023	<0.002	
7/28/2023	<0.002	
2/26/2024		<0.002
8/8/2024		<0.002
2/27/2025		<0.002
9/2/2025		<0.002

ND substitution: RL or RL/2 if <15% NDs.

Mann-Whitney (Wilcoxon Rank Sum)

Constituent: Antimony (mg/L) Analysis Run 4/27/2026 2:26 PM View: Appendix I Mann-Whitney

Plant Bowen Client: Southern Company Data: Bowen 1, 2, 9, & 10

	GWC-7Z	GWC-7Z
8/22/2007	<0.003	
10/25/2007	0.0058	
11/20/2007	<0.003	
1/16/2008	<0.003	
3/6/2008	<0.003	
5/13/2008	<0.003	
12/13/2008	<0.003	
4/15/2009	<0.003	
10/9/2009	<0.003	
4/27/2010	<0.003	
10/5/2010	<0.003	
4/19/2011	<0.003	
10/12/2011	<0.003	
4/24/2012	<0.003	
10/3/2012	<0.003	
4/9/2013	<0.003	
10/8/2013	<0.003	
4/10/2014	<0.003	
10/2/2014	<0.003	
4/2/2015	0.0024 (J)	
10/10/2015	<0.003	
5/31/2016	<0.003	
8/2/2016	<0.003	
9/27/2016	<0.003	
11/21/2016	<0.003	
2/1/2017	<0.003	
4/6/2017	<0.003	
6/13/2017	0.0008 (J)	
7/14/2017	0.0008 (J)	
10/3/2017	<0.003	
3/20/2018	<0.003	
9/18/2018	<0.003	
3/21/2019	<0.003	
9/13/2019	0.002 (J)	
3/12/2020	0.00066 (J)	
9/16/2020	0.0012 (J)	
3/17/2021	0.00099 (J)	
8/10/2021	0.0017 (J)	
2/2/2022	0.00093 (J)	
8/17/2022	0.0011 (J)	
2/20/2023	0.0012 (J)	
7/31/2023	<0.003	
2/26/2024		0.00086 (J)
8/8/2024		0.0012 (J)
2/27/2025		0.00071 (J)
9/3/2025		0.0007 (J)

ND substitution: RL or RL/2 if <15% NDs.

Mann-Whitney (Wilcoxon Rank Sum)

Constituent: Antimony (mg/L) Analysis Run 4/27/2026 2:26 PM View: Appendix I Mann-Whitney

Plant Bowen Client: Southern Company Data: Bowen 1, 2, 9, & 10

	GWC-8RR	GWC-8RR
8/22/2007	<0.002	
10/26/2007	<0.002	
11/20/2007	<0.002	
1/23/2008	<0.002	
3/10/2008	<0.002	
5/6/2008	<0.002	
12/12/2008	<0.002	
4/23/2009	<0.002	
10/8/2009	<0.002	
5/4/2010	<0.002	
10/7/2010	<0.002	
4/26/2011	<0.002	
10/18/2011	<0.002	
4/30/2012	<0.002	
10/3/2012	<0.002	
4/8/2013	<0.002	
10/9/2013	<0.002	
4/10/2014	<0.002	
10/2/2014	0.0025 (J)	
4/3/2015	<0.002	
10/8/2015	<0.002	
3/30/2016	<0.002	
5/24/2016	<0.002	
8/2/2016	0.0002 (J)	
9/27/2016	<0.002	
11/22/2016	<0.002	
2/6/2017	0.0015 (J)	
4/6/2017	0.0007 (J)	
6/14/2017	0.001 (J)	
10/4/2017	<0.002	
3/21/2018	<0.002	
9/18/2018	<0.002	
3/27/2019	<0.002	
9/16/2019	<0.002	
3/12/2020	0.00043 (J)	
9/17/2020	0.00082 (J)	
3/17/2021	<0.002	
8/10/2021	0.0015 (J)	
2/2/2022	0.0015 (J)	
8/17/2022	<0.002	
2/21/2023	<0.002	
7/31/2023	<0.002	
2/27/2024		<0.002
8/12/2024		<0.002
3/4/2025		<0.002
9/3/2025		<0.002

ND substitution: RL or RL/2 if <15% NDs.

Mann-Whitney (Wilcoxon Rank Sum)

Constituent: Antimony (mg/L) Analysis Run 4/27/2026 2:26 PM View: Appendix I Mann-Whitney

Plant Bowen Client: Southern Company Data: Bowen 1, 2, 9, & 10

	GWC-8Z	GWC-8Z
8/22/2007	<0.002	
11/1/2007	<0.002	
11/20/2007	<0.002	
1/23/2008	<0.002	
3/10/2008	<0.002	
5/12/2008	<0.002	
12/12/2008	<0.002	
4/22/2009	<0.002	
10/8/2009	<0.002	
4/28/2010	<0.002	
10/7/2010	<0.002	
4/20/2011	<0.002	
10/12/2011	<0.002	
4/30/2012	<0.002	
10/3/2012	<0.002	
4/9/2013	<0.002	
10/9/2013	<0.002	
4/9/2014	<0.002	
10/2/2014	<0.002	
4/2/2015	<0.002	
5/26/2015	<0.002	
6/18/2015	<0.002	
7/2/2015	<0.002	
10/8/2015	<0.002	
3/22/2016	<0.002	
5/25/2016	<0.002	
8/2/2016	<0.002	
9/26/2016	<0.002	
11/21/2016	<0.002	
2/3/2017	<0.002	
4/7/2017	<0.002	
6/13/2017	0.001 (J)	
10/3/2017	<0.002	
3/20/2018	<0.002	
9/18/2018	<0.002	
5/6/2019	<0.002	
9/16/2019	<0.002	
3/16/2020	<0.002	
9/17/2020	<0.002	
3/18/2021	<0.002	
8/10/2021	<0.002	
2/2/2022	<0.002	
8/17/2022	0.001 (J)	
2/20/2023	<0.002	
7/31/2023	<0.002	
2/26/2024		<0.002
8/12/2024		<0.002
2/28/2025		<0.002
9/3/2025		<0.002

ND substitution: RL or RL/2 if <15% NDs.

Mann-Whitney (Wilcoxon Rank Sum)

Constituent: Antimony (mg/L) Analysis Run 4/27/2026 2:26 PM View: Appendix I Mann-Whitney

Plant Bowen Client: Southern Company Data: Bowen 1, 2, 9, & 10

	GWC-9	GWC-9
8/23/2007	<0.002	
11/1/2007	<0.002	
11/19/2007	<0.002	
1/15/2008	<0.002	
3/6/2008	<0.002	
5/13/2008	<0.002	
12/12/2008	<0.002	
4/16/2009	<0.002	
10/13/2009	<0.002	
4/21/2010	<0.002	
9/29/2010	<0.002	
4/13/2011	<0.002	
10/5/2011	<0.002	
4/4/2012	<0.002	
10/8/2012	<0.002	
4/8/2013	<0.002	
10/9/2013	<0.002	
4/9/2014	<0.002	
9/30/2014	<0.002	
4/2/2015	<0.002	
10/10/2015	<0.002	
3/30/2016	<0.002	
5/26/2016	<0.002	
8/5/2016	0.0006 (J)	
9/28/2016	<0.002	
11/21/2016	<0.002	
2/6/2017	<0.002	
4/6/2017	<0.002	
6/13/2017	<0.002	
10/3/2017	<0.002	
3/20/2018	0.001 (J)	
9/18/2018	<0.002	
3/21/2019	<0.002	
9/16/2019	<0.002	
3/12/2020	<0.002	
9/17/2020	<0.002	
3/18/2021	<0.002	
8/10/2021	<0.002	
2/2/2022	<0.002	
8/17/2022	<0.002	
2/21/2023	<0.002	
7/31/2023	<0.002	
2/27/2024		<0.002
8/12/2024		<0.002
2/28/2025		<0.002
9/3/2025		<0.002

ND substitution: RL or RL/2 if <15% NDs.

Mann-Whitney (Wilcoxon Rank Sum)

Constituent: Antimony (mg/L) Analysis Run 4/27/2026 2:26 PM View: Appendix I Mann-Whitney

Plant Bowen Client: Southern Company Data: Bowen 1, 2, 9, & 10

	GWC-10	GWC-10
8/21/2007	<0.002	
11/1/2007	<0.002	
11/20/2007	<0.002	
1/30/2008	<0.002	
3/6/2008	<0.002	
5/12/2008	<0.002	
12/13/2008	<0.002	
4/29/2009	<0.002	
10/20/2009	<0.002	
4/26/2010	<0.002	
9/29/2010	<0.002	
4/13/2011	<0.002	
10/5/2011	<0.002	
4/4/2012	<0.002	
10/3/2012	<0.002	
4/3/2013	<0.002	
10/15/2013	<0.002	
4/9/2014	<0.002	
10/2/2014	<0.002	
4/2/2015	<0.002	
10/10/2015	<0.002	
3/31/2016	<0.002	
5/26/2016	<0.002	
8/5/2016	<0.002	
9/28/2016	<0.002	
11/22/2016	<0.002	
2/7/2017	<0.002	
4/10/2017	<0.002	
6/14/2017	0.0006 (J)	
10/4/2017	<0.002	
3/20/2018	<0.002	
9/18/2018	<0.002	
3/22/2019	<0.002	
9/17/2019	<0.002	
3/12/2020	<0.002	
9/17/2020	<0.002	
3/18/2021	<0.002	
8/10/2021	<0.002	
2/4/2022	<0.002	
8/17/2022	<0.002	
2/20/2023	<0.002	
7/31/2023	<0.002	
2/27/2024		<0.002
8/12/2024		<0.002
2/28/2025		<0.002
9/3/2025		<0.002

ND substitution: RL or RL/2 if <15% NDs.

Mann-Whitney (Wilcoxon Rank Sum)

Constituent: Antimony (mg/L) Analysis Run 4/27/2026 2:26 PM View: Appendix I Mann-Whitney

Plant Bowen Client: Southern Company Data: Bowen 1, 2, 9, & 10

	GWC-10R	GWC-10R
8/21/2007	<0.003	
11/1/2007	<0.003	
11/20/2007	<0.003	
1/30/2008	<0.003	
3/6/2008	<0.003	
5/8/2008	<0.003	
12/14/2008	<0.003	
4/29/2009	<0.003	
10/21/2009	<0.003	
4/21/2010	<0.003	
9/28/2010	<0.003	
4/12/2011	<0.003	
10/4/2011	<0.003	
4/3/2012	<0.003	
10/8/2012	<0.003	
4/3/2013	<0.003	
10/15/2013	<0.003	
4/9/2014	<0.003	
10/2/2014	<0.003	
4/2/2015	<0.003	
10/12/2015	<0.003	
3/31/2016	<0.003	
5/26/2016	0.000659 (J)	
8/3/2016	0.0025 (J)	
9/28/2016	0.0037 (O)	
11/22/2016	<0.003	
2/7/2017	<0.003	
4/10/2017	<0.003	
6/14/2017	0.0007 (J)	
10/4/2017	<0.003	
3/21/2018	<0.003	
9/18/2018	<0.003	
3/22/2019	<0.003	
9/17/2019	<0.003	
3/12/2020	<0.003	
9/17/2020	<0.003	
3/18/2021	<0.003	
8/11/2021	<0.003	
2/4/2022	0.0016 (J)	
8/18/2022	<0.003	
2/20/2023	<0.003	
7/31/2023	<0.003	
2/27/2024		<0.003
8/12/2024		<0.003
3/3/2025		<0.003
9/3/2025		0.00079 (J)

ND substitution: RL or RL/2 if <15% NDs.

Mann-Whitney (Wilcoxon Rank Sum)

Constituent: Antimony (mg/L) Analysis Run 4/27/2026 2:26 PM View: Appendix I Mann-Whitney

Plant Bowen Client: Southern Company Data: Bowen 1, 2, 9, & 10

	GWC-11	GWC-11
8/21/2007	<0.002	
11/1/2007	<0.002	
11/18/2007	<0.002	
1/30/2008	<0.002	
3/5/2008	<0.002	
5/7/2008	<0.002	
12/14/2008	<0.002	
4/29/2009	<0.002	
10/22/2009	<0.002	
4/21/2010	<0.002	
9/28/2010	<0.002	
4/12/2011	<0.002	
10/4/2011	<0.002	
4/3/2012	<0.002	
10/3/2012	<0.002	
4/3/2013	<0.002	
10/9/2013	<0.002	
4/2/2014	<0.002	
10/2/2014	<0.002	
4/1/2015	<0.002	
10/11/2015	<0.002	
4/4/2016	<0.002	
5/26/2016	0.000722 (J)	
8/3/2016	0.0013 (J)	
9/28/2016	<0.002	
11/22/2016	<0.002	
2/8/2017	<0.002	
4/10/2017	<0.002	
6/15/2017	0.0006 (J)	
10/4/2017	<0.002	
3/21/2018	<0.002	
9/18/2018	<0.002	
3/23/2019	0.00094 (J)	
9/17/2019	0.00041 (J)	
3/12/2020	0.0013 (J)	
9/21/2020	0.00091 (J)	
3/19/2021	0.00032 (J)	
8/11/2021	<0.002	
2/4/2022	<0.002	
8/18/2022	<0.002	
2/20/2023	<0.002	
8/1/2023	<0.002	
2/28/2024		<0.002
8/13/2024		<0.002
3/4/2025		<0.002
9/3/2025		<0.002

ND substitution: RL or RL/2 if <15% NDs.

Mann-Whitney (Wilcoxon Rank Sum)

Constituent: Antimony (mg/L) Analysis Run 4/27/2026 2:26 PM View: Appendix I Mann-Whitney

Plant Bowen Client: Southern Company Data: Bowen 1, 2, 9, & 10

	GWC-11R	GWC-11R
8/21/2007	<0.003	
11/1/2007	<0.003	
11/18/2007	<0.003	
1/30/2008	<0.003	
3/6/2008	<0.003	
5/7/2008	<0.003	
12/14/2008	<0.003	
4/29/2009	<0.003	
10/22/2009	<0.003	
4/21/2010	<0.003	
9/29/2010	<0.003	
4/13/2011	<0.003	
10/4/2011	<0.003	
4/4/2012	<0.003	
10/3/2012	<0.003	
4/3/2013	<0.003	
10/9/2013	<0.003	
4/2/2014	<0.003	
10/2/2014	0.0044 (J)	
4/1/2015	0.0087	
10/11/2015	0.007	
4/4/2016	0.00252 (J)	
5/26/2016	0.00351	
8/4/2016	0.0022 (J)	
9/28/2016	0.0012 (J)	
11/22/2016	0.0042	
2/8/2017	<0.003	
4/10/2017	<0.003	
6/15/2017	<0.003	
10/4/2017	<0.003	
3/22/2018	<0.003	
9/18/2018	<0.003	
3/23/2019	<0.003	
9/17/2019	0.0013 (J)	
3/12/2020	0.001 (J)	
9/21/2020	0.0053	
3/19/2021	0.012	
5/26/2021	0.0037	
8/11/2021	<0.003	
2/4/2022	<0.003	
8/18/2022	<0.003	
2/20/2023	<0.003	
8/1/2023	<0.003	
2/28/2024		<0.003
8/12/2024		0.00086 (J)
3/3/2025		<0.003
9/3/2025		0.00051 (J)

ND substitution: RL or RL/2 if <15% NDs.

Mann-Whitney (Wilcoxon Rank Sum)

Constituent: Antimony (mg/L) Analysis Run 4/27/2026 2:26 PM View: Appendix I Mann-Whitney

Plant Bowen Client: Southern Company Data: Bowen 1, 2, 9, & 10

	GWC-12	GWC-12
8/21/2007	<0.002	
11/1/2007	<0.002	
11/19/2007	<0.002	
1/16/2008	<0.002	
3/5/2008	<0.002	
5/13/2008	<0.002	
12/13/2008	<0.002	
4/16/2009	<0.002	
10/21/2009	<0.002	
4/27/2010	<0.002	
10/5/2010	<0.002	
4/19/2011	<0.002	
10/12/2011	<0.002	
4/24/2012	<0.002	
10/2/2012	<0.002	
4/2/2013	<0.002	
10/9/2013	<0.002	
4/1/2014	<0.002	
10/2/2014	<0.002	
4/1/2015	<0.002	
10/14/2015	<0.002	
4/4/2016	<0.002	
5/27/2016	<0.002	
8/3/2016	0.0005 (J)	
9/30/2016	<0.002	
11/22/2016	<0.002	
2/13/2017	<0.002	
4/11/2017	<0.002	
6/14/2017	<0.002	
10/4/2017	<0.002	
3/22/2018	<0.002	
9/18/2018	<0.002	
3/23/2019	<0.002	
9/17/2019	<0.002	
3/12/2020	<0.002	
9/21/2020	<0.002	
3/19/2021	<0.002	
8/11/2021	<0.002	
2/2/2022	<0.002	
8/18/2022	<0.002	
2/21/2023	0.0017 (J)	
8/1/2023	<0.002	
2/27/2024		<0.002
8/12/2024		<0.002
3/4/2025		<0.002
9/3/2025		<0.002

ND substitution: RL or RL/2 if <15% NDs.

Mann-Whitney (Wilcoxon Rank Sum)

Constituent: Antimony (mg/L) Analysis Run 4/27/2026 2:26 PM View: Appendix I Mann-Whitney

Plant Bowen Client: Southern Company Data: Bowen 1, 2, 9, & 10

	GWC-13	GWC-13
8/21/2007	<0.003	
11/1/2007	<0.003	
11/19/2007	<0.003	
1/31/2008	<0.003	
3/5/2008	<0.003	
5/12/2008	<0.003	
12/13/2008	<0.003	
4/28/2009	<0.003	
10/21/2009	<0.003	
4/28/2010	<0.003	
10/5/2010	<0.003	
4/19/2011	<0.003	
10/18/2011	<0.003	
4/25/2012	<0.003	
10/2/2012	<0.003	
4/2/2013	<0.003	
10/8/2013	<0.003	
4/1/2014	<0.003	
10/1/2014	<0.003	
4/1/2015	<0.003	
10/15/2015	<0.003	
4/4/2016	<0.003	
5/31/2016	<0.003	
8/4/2016	0.0003 (J)	
9/29/2016	0.0024 (J)	
11/28/2016	<0.003	
2/9/2017	<0.003	
4/12/2017	<0.003	
6/16/2017	0.0009 (J)	
10/9/2017	<0.003	
3/21/2018	<0.003	
9/19/2018	<0.003	
3/23/2019	<0.003	
9/18/2019	0.0012 (J)	
3/13/2020	0.0023 (J)	
9/22/2020	<0.003	
3/18/2021	0.00078 (J)	
8/11/2021	0.0019 (J)	
2/17/2022	<0.003	
8/18/2022	<0.003	
2/22/2023	<0.003	
8/1/2023	<0.003	
2/27/2024		<0.003
8/12/2024		0.0021 (J)
3/3/2025		<0.003
9/3/2025		0.00062 (J)

ND substitution: RL or RL/2 if <15% NDs.

Mann-Whitney (Wilcoxon Rank Sum)

Constituent: Antimony (mg/L) Analysis Run 4/27/2026 2:27 PM View: Appendix I Mann-Whitney

Plant Bowen Client: Southern Company Data: Bowen 1, 2, 9, & 10

	GWC-13RZ	GWC-13RZ
8/21/2007	<0.002	
11/1/2007	<0.002	
11/19/2007	<0.002	
1/31/2008	<0.002	
3/5/2008	<0.002	
5/7/2008	<0.002	
12/12/2008	<0.002	
4/29/2009	<0.002	
10/21/2009	<0.002	
4/28/2010	<0.002	
10/6/2010	<0.002	
4/20/2011	<0.002	
10/12/2011	<0.002	
4/25/2012	<0.002	
10/2/2012	<0.002	
4/2/2013	0.007 (O)	
10/8/2013	0.01 (O)	
4/1/2014	0.011 (O)	
10/1/2014	0.018 (O)	
3/31/2015	0.011 (O)	
10/14/2015	0.0083 (O)	
4/4/2016	0.00447	
6/1/2016	0.00377	
2/22/2017	0.0044	
4/11/2017	0.0019 (J)	
6/16/2017	0.0015 (J)	
7/12/2017	0.0018 (J)	
7/28/2017	0.0011 (J)	
8/10/2017	0.0012 (J)	
10/6/2017	0.0013 (J)	
3/23/2018	0.0015 (J)	
9/20/2018	0.0013 (J)	
3/22/2019	0.0014 (J)	
9/19/2019	0.00077 (J)	
3/17/2020	0.0009 (J)	
9/22/2020	0.00079 (J)	
3/19/2021	0.0011 (J)	
8/12/2021	<0.002	
2/4/2022	<0.002	
8/19/2022	<0.002	
2/22/2023	<0.002	
8/2/2023	<0.002	
2/28/2024		0.00057 (J)
8/13/2024		<0.002
3/4/2025		<0.002
9/4/2025		<0.002

ND substitution: RL or RL/2 if <15% NDs.

Mann-Whitney (Wilcoxon Rank Sum)

Constituent: Antimony (mg/L) Analysis Run 4/27/2026 2:27 PM View: Appendix I Mann-Whitney

Plant Bowen Client: Southern Company Data: Bowen 1, 2, 9, & 10

	GWC-14Z	GWC-14Z
8/24/2007	0.005	
11/2/2007	<0.002	
11/17/2007	<0.002	
1/15/2008	<0.002	
3/5/2008	<0.002	
5/7/2008	<0.002	
12/2/2008	<0.002	
4/16/2009	<0.002	
10/20/2009	<0.002	
4/20/2010	<0.002	
9/29/2010	<0.002	
4/12/2011	<0.002	
10/4/2011	<0.002	
4/4/2012	<0.002	
10/10/2012	<0.002	
4/15/2013	<0.002	
10/22/2013	<0.002	
4/21/2014	<0.002	
9/30/2014	<0.002	
4/3/2015	<0.002	
10/7/2015	<0.002	
4/5/2016	<0.002	
6/1/2016	0.000895 (J)	
8/9/2016	0.0004 (J)	
11/28/2016	<0.002	
2/9/2017	<0.002	
4/11/2017	<0.002	
6/14/2017	0.0006 (J)	
7/12/2017	<0.002	
10/5/2017	<0.002	
3/22/2018	<0.002	
9/19/2018	<0.002	
3/22/2019	<0.002	
9/17/2019	<0.002	
3/13/2020	0.00053 (J)	
9/21/2020	<0.002	
3/18/2021	<0.002	
8/11/2021	<0.002	
2/4/2022	<0.002	
8/18/2022	<0.002	
2/22/2023	<0.002	
8/1/2023	<0.002	
2/28/2024		<0.002
8/13/2024		<0.002
3/3/2025		<0.002
9/4/2025		<0.002

ND substitution: RL or RL/2 if <15% NDs.

Mann-Whitney (Wilcoxon Rank Sum)

Constituent: Antimony (mg/L) Analysis Run 4/27/2026 2:27 PM View: Appendix I Mann-Whitney

Plant Bowen Client: Southern Company Data: Bowen 1, 2, 9, & 10

	GWC-15R	GWC-15R
8/23/2007	<0.002	
11/2/2007	<0.002	
11/17/2007	<0.002	
1/15/2008	<0.002	
3/6/2008	<0.002	
5/7/2008	<0.002	
12/2/2008	<0.002	
4/28/2009	<0.002	
10/19/2009	<0.002	
4/27/2010	<0.002	
10/4/2010	<0.002	
4/18/2011	<0.002	
10/12/2011	0.0052	
4/23/2012	<0.002	
10/10/2012	<0.002	
4/15/2013	<0.002	
10/22/2013	<0.002	
4/21/2014	0.0024 (J)	
9/30/2014	0.0024 (J)	
4/3/2015	0.0072	
10/7/2015	0.0045 (J)	
4/5/2016	0.00727	
5/31/2016	0.00649	
8/4/2016	0.0038	
9/29/2016	0.0106	
11/23/2016	0.0098	
2/10/2017	0.0014 (J)	
4/12/2017	0.0026 (J)	
6/15/2017	0.0024 (J)	
10/6/2017	0.0008 (J)	
3/23/2018	0.001 (J)	
9/19/2018	0.0011 (J)	
3/25/2019	<0.002	
9/17/2019	0.0017 (J)	
3/13/2020	0.00056 (J)	
9/21/2020	0.0021 (J)	
3/18/2021	0.00045 (J)	
8/11/2021	<0.002	
2/4/2022	<0.002	
8/19/2022	0.0011 (J)	
2/22/2023	<0.002	
8/2/2023	<0.002	
2/28/2024		0.001 (J)
8/13/2024		0.0013 (J)
3/3/2025		0.00058 (J)
9/4/2025		<0.002

ND substitution: RL or RL/2 if <15% NDs.

Mann-Whitney (Wilcoxon Rank Sum)

Constituent: Antimony (mg/L) Analysis Run 4/27/2026 2:27 PM View: Appendix I Mann-Whitney

Plant Bowen Client: Southern Company Data: Bowen 1, 2, 9, & 10

	GWC-15Z	GWC-15Z
8/24/2007	<0.002	
11/2/2007	<0.002	
11/18/2007	<0.002	
1/15/2008	<0.002	
3/10/2008	<0.002	
5/13/2008	<0.002	
12/2/2008	<0.002	
4/28/2009	<0.002	
10/20/2009	<0.002	
4/27/2010	<0.002	
10/5/2010	<0.002	
4/19/2011	<0.002	
10/12/2011	<0.002	
4/25/2012	<0.002	
10/10/2012	<0.002	
4/16/2013	0.0053	
10/22/2013	<0.002	
4/21/2014	0.002 (J)	
9/30/2014	<0.002	
4/3/2015	<0.002	
10/6/2015	0.0025 (J)	
4/5/2016	0.00105 (J)	
5/31/2016	0.00088 (J)	
11/23/2016	<0.002	
2/10/2017	<0.002	
4/11/2017	<0.002	
6/15/2017	0.0006 (J)	
7/12/2017	<0.002	
7/26/2017	<0.002	
10/6/2017	<0.002	
3/23/2018	0.00089 (J)	
9/19/2018	<0.002	
3/22/2019	<0.002	
9/17/2019	<0.002	
3/13/2020	<0.002	
9/21/2020	<0.002	
3/18/2021	<0.002	
8/11/2021	<0.002	
2/7/2022	<0.002	
8/19/2022	<0.002	
2/22/2023	<0.002	
8/1/2023	0.0028 (J)	
2/28/2024		<0.002
8/13/2024		<0.002
3/3/2025		<0.002
9/4/2025		<0.002

ND substitution: RL or RL/2 if <15% NDs.

Mann-Whitney (Wilcoxon Rank Sum)

Constituent: Antimony (mg/L) Analysis Run 4/27/2026 2:27 PM View: Appendix I Mann-Whitney

Plant Bowen Client: Southern Company Data: Bowen 1, 2, 9, & 10

	GWC-44	GWC-44
3/16/2016	0.00108 (J)	
5/16/2016	<0.002	
7/25/2016	0.0004 (J)	
9/19/2016	<0.002	
11/3/2016	<0.002	
1/19/2017	<0.002	
3/28/2017	<0.002	
6/5/2017	<0.002	
9/26/2017	<0.002	
3/15/2018	<0.002	
9/12/2018	<0.002	
3/14/2019	<0.002	
9/11/2019	<0.002	
3/10/2020	<0.002	
9/15/2020	<0.002	
3/11/2021	<0.002	
8/4/2021	<0.002	
1/31/2022	<0.002	
8/15/2022	<0.002	
2/14/2023	<0.002	
7/26/2023	<0.002	
2/20/2024		<0.002
8/6/2024		<0.002
2/26/2025		<0.002
8/28/2025		<0.002

ND substitution: RL or RL/2 if <15% NDs.

Mann-Whitney (Wilcoxon Rank Sum)

Constituent: Antimony (mg/L) Analysis Run 4/27/2026 2:27 PM View: Appendix I Mann-Whitney

Plant Bowen Client: Southern Company Data: Bowen 1, 2, 9, & 10

	GWC-45	GWC-45
8/24/2007	<0.003	
10/23/2007	<0.003	
11/18/2007	<0.003	
1/15/2008	0.0062	
3/5/2008	<0.003	
5/14/2008	<0.003	
12/2/2008	<0.003	
4/28/2009	<0.003	
10/20/2009	<0.003	
4/20/2010	<0.003	
9/28/2010	<0.003	
4/12/2011	<0.003	
10/4/2011	<0.003	
4/3/2012	<0.003	
10/15/2012	<0.003	
4/16/2013	<0.003	
10/22/2013	<0.003	
4/23/2014	<0.003	
10/1/2014	<0.003	
4/3/2015	<0.003	
10/7/2015	<0.003	
3/16/2016	<0.003	
5/16/2016	0.00109 (J)	
7/25/2016	0.0007 (J)	
9/19/2016	<0.003	
11/4/2016	<0.003	
1/23/2017	<0.003	
3/29/2017	0.0018 (J)	
6/7/2017	0.0009 (J)	
9/27/2017	0.0111	
12/29/2017	0.0012 (J)	
3/15/2018	0.00086 (J)	
9/13/2018	0.0029 (J)	
3/14/2019	0.0015 (J)	
9/11/2019	0.014	
10/21/2019	0.0057	
3/10/2020	0.00087 (J)	
9/11/2020	0.0076	
12/15/2020	0.0014	
3/11/2021	0.00062 (J)	
8/6/2021	0.0017 (J)	
2/1/2022	0.002 (J)	
8/12/2022	0.0072	
2/15/2023	<0.003	
7/26/2023	0.013	
2/20/2024		0.00062 (J)
8/5/2024		0.0041
2/26/2025		<0.003
9/2/2025		0.0059

ND substitution: RL or RL/2 if <15% NDs.

Mann-Whitney (Wilcoxon Rank Sum)

Constituent: Antimony (mg/L) Analysis Run 4/27/2026 2:27 PM View: Appendix I Mann-Whitney

Plant Bowen Client: Southern Company Data: Bowen 1, 2, 9, & 10

	GWC-45R	GWC-45R
8/24/2007	<0.002	
10/23/2007	<0.002	
11/18/2007	<0.002	
1/15/2008	<0.002	
3/5/2008	<0.002	
5/12/2008	<0.002	
12/2/2008	<0.002	
4/28/2009	<0.002	
10/13/2009	<0.002	
4/21/2010	<0.002	
10/4/2010	<0.002	
4/18/2011	<0.002	
10/5/2011	<0.002	
5/3/2012	<0.002	
10/15/2012	<0.002	
4/16/2013	<0.002	
10/22/2013	<0.002	
4/23/2014	<0.002	
10/1/2014	0.003 (J)	
4/3/2015	0.0025 (J)	
10/9/2015	<0.002	
3/16/2016	0.00426	
5/16/2016	0.00267 (J)	
7/25/2016	0.0017 (J)	
9/19/2016	<0.002	
11/3/2016	0.0017 (J)	
1/20/2017	0.001 (J)	
3/29/2017	0.001 (J)	
6/7/2017	0.0009 (J)	
9/27/2017	0.0012 (J)	
3/15/2018	<0.002	
9/13/2018	<0.002	
3/14/2019	<0.002	
9/11/2019	<0.002	
3/10/2020	<0.002	
9/11/2020	0.00043 (J)	
3/11/2021	<0.002	
8/6/2021	<0.002	
2/1/2022	<0.002	
8/12/2022	<0.002	
2/15/2023	<0.002	
7/26/2023	<0.002	
2/20/2024		<0.002
8/5/2024		<0.002
2/26/2025		<0.002
9/2/2025		<0.002

ND substitution: RL or RL/2 if <15% NDs.

Mann-Whitney (Wilcoxon Rank Sum)

Constituent: Antimony (mg/L) Analysis Run 4/27/2026 2:27 PM View: Appendix I Mann-Whitney

Plant Bowen Client: Southern Company Data: Bowen 1, 2, 9, & 10

	GWC-46R	GWC-46R
3/10/2016	<0.002	
5/17/2016	<0.002	
7/26/2016	<0.002	
9/20/2016	0.001 (J)	
11/4/2016	<0.002	
1/20/2017	<0.002	
3/28/2017	<0.002	
6/7/2017	<0.002	
9/29/2017	<0.002	
3/15/2018	<0.002	
9/13/2018	<0.002	
3/18/2019	<0.002	
9/11/2019	<0.002	
3/10/2020	<0.002	
9/14/2020	<0.002	
3/11/2021	<0.002	
8/5/2021	<0.002	
1/31/2022	<0.002	
8/15/2022	<0.002	
2/14/2023	<0.002	
7/26/2023	<0.002	
2/21/2024		<0.002
8/5/2024		<0.002
2/26/2025		<0.002
8/29/2025		<0.002
9/24/2025		<0.002

ND substitution: RL or RL/2 if <15% NDs.

Mann-Whitney (Wilcoxon Rank Sum)

Constituent: Antimony (mg/L) Analysis Run 4/27/2026 2:27 PM View: Appendix I Mann-Whitney

Plant Bowen Client: Southern Company Data: Bowen 1, 2, 9, & 10

	GWC-47	GWC-47
3/10/2016	<0.002	
5/18/2016	<0.002	
7/27/2016	0.0006 (J)	
9/20/2016	<0.002	
11/7/2016	<0.002	
1/23/2017	<0.002	
3/29/2017	<0.002	
6/8/2017	<0.002	
9/27/2017	<0.002	
3/15/2018	<0.002	
9/13/2018	<0.002	
3/15/2019	<0.002	
9/12/2019	<0.002	
3/9/2020	0.00032 (J)	
9/14/2020	<0.002	
3/11/2021	<0.002	
8/5/2021	<0.002	
2/1/2022	<0.002	
8/15/2022	0.0022 (J)	
2/15/2023	<0.002	
7/27/2023	<0.002	
2/21/2024		0.0013 (J)
8/5/2024		<0.002
2/26/2025		<0.002
8/28/2025		<0.002

ND substitution: RL or RL/2 if <15% NDs.

Mann-Whitney (Wilcoxon Rank Sum)

Constituent: Antimony (mg/L) Analysis Run 4/27/2026 2:27 PM View: Appendix I Mann-Whitney

Plant Bowen Client: Southern Company Data: Bowen 1, 2, 9, & 10

	GWC-47R	GWC-47R
3/10/2016	<0.003	
5/18/2016	0.000987 (J)	
7/27/2016	0.0008 (J)	
9/20/2016	0.0012 (J)	
11/4/2016	0.001 (J)	
1/20/2017	0.0013 (J)	
3/29/2017	0.0004 (J)	
6/8/2017	0.0007 (J)	
9/27/2017	<0.003	
3/16/2018	<0.003	
9/13/2018	<0.003	
3/19/2019	<0.003	
9/11/2019	0.00099 (J)	
3/9/2020	0.00056 (J)	
9/15/2020	0.00053 (J)	
3/11/2021	0.00038 (J)	
8/5/2021	0.00082 (J)	
2/1/2022	0.0024 (J)	
8/15/2022	<0.003	
2/15/2023	0.0022 (J)	
7/27/2023	0.0048	
2/21/2024		0.0013 (J)
8/5/2024		0.00069 (J)
2/26/2025		<0.003
9/2/2025		0.0014 (J)

ND substitution: RL or RL/2 if <15% NDs.

Mann-Whitney (Wilcoxon Rank Sum)

Constituent: Antimony (mg/L) Analysis Run 4/27/2026 2:27 PM View: Appendix I Mann-Whitney

Plant Bowen Client: Southern Company Data: Bowen 1, 2, 9, & 10

	GWC-48	GWC-48
3/10/2016	<0.003	
5/17/2016	<0.003	
7/27/2016	0.0006 (J)	
9/20/2016	0.0018 (J)	
11/4/2016	<0.003	
1/23/2017	<0.003	
3/28/2017	<0.003	
6/8/2017	0.0008 (J)	
9/29/2017	<0.003	
3/15/2018	<0.003	
9/13/2018	<0.003	
3/15/2019	<0.003	
9/11/2019	<0.003	
3/9/2020	<0.003	
9/14/2020	<0.003	
3/11/2021	<0.003	
8/4/2021	<0.003	
1/31/2022	<0.003	
8/15/2022	<0.003	
2/15/2023	<0.003	
7/26/2023	<0.003	
2/21/2024		<0.003
8/5/2024		<0.003
2/26/2025		<0.003
8/29/2025		0.0008 (J)

ND substitution: RL or RL/2 if <15% NDs.

Mann-Whitney (Wilcoxon Rank Sum)

Constituent: Antimony (mg/L) Analysis Run 4/27/2026 2:27 PM View: Appendix I Mann-Whitney

Plant Bowen Client: Southern Company Data: Bowen 1, 2, 9, & 10

	GWC-49R	GWC-49R
3/17/2016	<0.003	
5/18/2016	<0.003	
7/27/2016	0.0023 (J)	
9/21/2016	0.0013 (J)	
11/4/2016	<0.003	
1/24/2017	<0.003	
3/29/2017	<0.003	
6/8/2017	0.0006 (J)	
9/29/2017	<0.003	
3/15/2018	<0.003	
9/13/2018	<0.003	
3/18/2019	<0.003	
9/11/2019	0.0032	
3/11/2020	0.0012 (J)	
9/11/2020	0.0011 (J)	
3/15/2021	0.0019 (J)	
8/11/2021	0.0033	
2/1/2022	<0.003	
8/15/2022	0.0012 (J)	
2/14/2023	0.0037	
7/27/2023	0.0017 (J)	
2/21/2024		0.002 (J)
8/6/2024		0.00082 (J)
2/26/2025		0.00083 (J)
8/29/2025		0.00067 (J)

ND substitution: RL or RL/2 if <15% NDs.

Mann-Whitney (Wilcoxon Rank Sum)

Constituent: Antimony (mg/L) Analysis Run 4/27/2026 2:27 PM View: Appendix I Mann-Whitney

Plant Bowen Client: Southern Company Data: Bowen 1, 2, 9, & 10

	GWC-49Z	GWC-49Z
3/17/2016	<0.002	
5/18/2016	<0.002	
7/28/2016	<0.002	
9/21/2016	<0.002	
11/7/2016	0.0022 (J)	
1/24/2017	0.0024 (J)	
3/30/2017	0.0011 (J)	
6/9/2017	0.0014 (J)	
9/29/2017	0.0009 (J)	
3/15/2018	0.0012 (J)	
9/14/2018	0.00083 (J)	
3/19/2019	0.0011 (J)	
9/11/2019	0.00065 (J)	
3/9/2020	0.0018 (J)	
9/14/2020	0.0017 (J)	
3/15/2021	0.00086 (J)	
8/5/2021	0.0024 (J)	
2/1/2022	0.00097 (J)	
8/15/2022	<0.002	
2/14/2023	<0.002	
7/27/2023	<0.002	
2/21/2024		<0.002
8/6/2024		0.0013 (J)
2/26/2025		0.0011 (J)
8/29/2025		<0.002

ND substitution: RL or RL/2 if <15% NDs.

Mann-Whitney (Wilcoxon Rank Sum)

Constituent: Arsenic (mg/L) Analysis Run 4/27/2026 2:27 PM View: Appendix I Mann-Whitney

Plant Bowen Client: Southern Company Data: Bowen 1, 2, 9, & 10

	GWA-1	GWA-1
8/23/2007	<0.002	
10/23/2007	<0.002	
11/18/2007	<0.002	
1/30/2008	<0.002	
3/10/2008	<0.002	
5/13/2008	<0.002	
12/5/2008	<0.002	
4/15/2009	<0.002	
10/7/2009	<0.002	
5/3/2010	<0.002	
10/12/2010	<0.002	
4/27/2011	<0.002	
10/17/2011	<0.002	
5/2/2012	<0.002	
10/8/2012	<0.002	
4/12/2013	<0.002	
10/16/2013	<0.002	
4/11/2014	<0.002	
9/30/2014	<0.002	
3/30/2015	<0.002	
10/13/2015	<0.002	
3/22/2016	<0.002	
5/19/2016	<0.002	
7/29/2016	<0.002	
9/23/2016	<0.002	
11/9/2016	<0.002	
1/30/2017	<0.002	
3/30/2017	<0.002	
6/9/2017	0.0005 (J)	
10/2/2017	<0.002	
3/16/2018	0.00085 (J)	
9/17/2018	<0.002	
3/20/2019	<0.002	
9/12/2019	0.0004 (J)	
3/11/2020	0.00088 (J)	
9/15/2020	<0.002	
3/16/2021	<0.002	
8/9/2021	<0.002	
2/1/2022	<0.002	
8/16/2022	<0.002	
2/16/2023	<0.002	
7/27/2023	<0.002	
2/22/2024		<0.002
8/7/2024		<0.002
2/27/2025		<0.002
9/2/2025		<0.002

ND substitution: RL or RL/2 if <15% NDs.

Mann-Whitney (Wilcoxon Rank Sum)

Constituent: Arsenic (mg/L) Analysis Run 4/27/2026 2:27 PM View: Appendix I Mann-Whitney

Plant Bowen Client: Southern Company Data: Bowen 1, 2, 9, & 10

	GWA-2	GWA-2
8/23/2007	<0.002	
10/24/2007	<0.002	
11/18/2007	<0.002	
1/31/2008	<0.002	
3/11/2008	<0.002	
5/6/2008	<0.002	
12/4/2008	0.012 (O)	
4/21/2009	<0.002	
10/7/2009	<0.002	
4/26/2010	<0.002	
10/4/2010	<0.002	
4/13/2011	<0.002	
10/5/2011	<0.002	
4/11/2012	<0.002	
10/9/2012	<0.002	
4/15/2013	<0.002	
10/15/2013	<0.002	
4/22/2014	<0.002	
9/30/2014	<0.002	
3/30/2015	<0.002	
10/13/2015	<0.002	
3/23/2016	<0.002	
5/20/2016	<0.002	
7/29/2016	<0.002	
9/23/2016	<0.002	
11/9/2016	<0.002	
1/31/2017	<0.002	
3/30/2017	<0.002	
6/12/2017	<0.002	
10/2/2017	<0.002	
3/19/2018	<0.002	
9/14/2018	<0.002	
3/20/2019	<0.002	
9/12/2019	<0.002	
3/11/2020	<0.002	
9/15/2020	<0.002	
3/17/2021	<0.002	
8/9/2021	<0.002	
2/1/2022	0.0019 (J)	
8/16/2022	<0.002	
2/16/2023	<0.002	
7/27/2023	<0.002	
2/22/2024		<0.002
8/7/2024		<0.002
2/27/2025		<0.002
9/2/2025		<0.002

ND substitution: RL or RL/2 if <15% NDs.

Mann-Whitney (Wilcoxon Rank Sum)

Constituent: Arsenic (mg/L) Analysis Run 4/27/2026 2:27 PM View: Appendix I Mann-Whitney

Plant Bowen Client: Southern Company Data: Bowen 1, 2, 9, & 10

	GWA-2R	GWA-2R
8/23/2007	<0.002	
10/24/2007	<0.002	
11/18/2007	<0.002	
1/31/2008	0.005	
3/10/2008	<0.002	
5/13/2008	<0.002	
12/4/2008	<0.002	
4/21/2009	<0.002	
10/8/2009	<0.002	
4/21/2010	<0.002	
9/28/2010	<0.002	
4/12/2011	<0.002	
10/4/2011	<0.002	
4/3/2012	<0.002	
10/9/2012	<0.002	
4/11/2013	<0.002	
10/16/2013	0.0056	
4/10/2014	<0.002	
9/30/2014	<0.002	
3/30/2015	<0.002	
10/13/2015	<0.002	
3/23/2016	<0.002	
5/19/2016	<0.002	
7/29/2016	0.0008 (J)	
9/22/2016	<0.002	
11/10/2016	<0.002	
1/31/2017	<0.002	
4/3/2017	0.0007 (J)	
6/9/2017	0.0006 (J)	
10/2/2017	0.0005 (J)	
3/16/2018	0.001 (J)	
9/14/2018	<0.002	
3/19/2019	<0.002	
9/13/2019	0.00051 (J)	
3/11/2020	0.00044 (J)	
9/15/2020	0.00081 (J)	
3/16/2021	<0.002	
8/9/2021	0.0031 (J)	
2/1/2022	0.0053	
8/16/2022	0.0033 (J)	
2/16/2023	<0.002	
7/27/2023	<0.002	
2/26/2024		<0.002
8/6/2024		<0.002
2/27/2025		<0.002
9/2/2025		<0.002

ND substitution: RL or RL/2 if <15% NDs.

Mann-Whitney (Wilcoxon Rank Sum)

Constituent: Arsenic (mg/L) Analysis Run 4/27/2026 2:27 PM View: Appendix I Mann-Whitney

Plant Bowen Client: Southern Company Data: Bowen 1, 2, 9, & 10

	GWA-3A	GWA-3A
8/23/2007	<0.002	
11/2/2007	<0.002	
11/18/2007	<0.002	
1/31/2008	<0.002	
3/11/2008	<0.002	
5/14/2008	<0.002	
12/5/2008	<0.002	
4/15/2009	<0.002	
10/8/2009	<0.002	
4/28/2010	<0.002	
10/6/2010	<0.002	
4/21/2011	<0.002	
10/13/2011	<0.002	
5/1/2012	<0.002	
10/9/2012	<0.002	
4/11/2013	<0.002	
10/16/2013	<0.002	
4/23/2014	<0.002	
10/4/2014	<0.002	
3/31/2015	<0.002	
10/12/2015	<0.002	
3/23/2016	<0.002	
5/23/2016	<0.002	
7/29/2016	<0.002	
9/22/2016	<0.002	
11/10/2016	<0.002	
1/31/2017	<0.002	
3/30/2017	<0.002	
6/12/2017	<0.002	
10/4/2017	<0.002	
3/19/2018	<0.002	
9/17/2018	<0.002	
3/20/2019	<0.002	
9/13/2019	<0.002	
3/11/2020	<0.002	
3/29/2021	0.001 (J)	
8/9/2021	<0.002	
2/2/2022	<0.002	
8/16/2022	<0.002	
2/17/2023	<0.002	
8/1/2023	<0.002	
2/22/2024		<0.002
8/8/2024		<0.002
2/26/2025		<0.002
9/2/2025		<0.002

ND substitution: RL or RL/2 if <15% NDs.

Mann-Whitney (Wilcoxon Rank Sum)

Constituent: Arsenic (mg/L) Analysis Run 4/27/2026 2:27 PM View: Appendix I Mann-Whitney

Plant Bowen Client: Southern Company Data: Bowen 1, 2, 9, & 10

	GWA-4RZ	GWA-4RZ
5/20/2009	<0.002	
10/19/2009	<0.002	
4/27/2010	<0.002	
10/4/2010	<0.002	
4/14/2011	<0.002	
10/5/2011	<0.002	
4/11/2012	<0.002	
10/2/2012	<0.002	
4/11/2013	<0.002	
10/21/2013	<0.002	
4/23/2014	<0.002	
10/4/2014	0.0051	
3/31/2015	<0.002	
10/11/2015	0.0022 (J)	
2/22/2017	0.0019 (J)	
4/7/2017	0.0008 (J)	
6/14/2017	0.0006 (J)	
7/12/2017	<0.002	
7/20/2017	0.0009 (J)	
7/28/2017	<0.002	
8/9/2017	0.0011 (J)	
8/24/2017	0.0007 (J)	
10/3/2017	0.0005 (J)	
3/21/2018	0.0012 (J)	
9/18/2018	0.0011 (J)	
3/21/2019	<0.002	
9/13/2019	0.0006 (J)	
3/12/2020	0.0033 (J)	
9/17/2020	0.0011 (J)	
3/16/2021	0.00098 (J)	
8/10/2021	0.0025 (J)	
2/3/2022	0.0034 (J)	
8/17/2022	<0.002	
2/17/2023	<0.002	
7/28/2023	<0.002	
2/27/2024		<0.002
8/8/2024		0.0016 (J)
2/28/2025		<0.002
9/3/2025		<0.002

ND substitution: RL or RL/2 if <15% NDs.

Mann-Whitney (Wilcoxon Rank Sum)

Constituent: Arsenic (mg/L) Analysis Run 4/27/2026 2:27 PM View: Appendix I Mann-Whitney

Plant Bowen Client: Southern Company Data: Bowen 1, 2, 9, & 10

	GWA-39RZ	GWA-39RZ
2/21/2017	<0.002	
3/27/2017	0.0007 (J)	
6/8/2017	0.0007 (J)	
7/17/2017	0.0005 (J)	
7/27/2017	<0.002	
8/9/2017	0.0008 (J)	
9/29/2017	<0.002	
3/16/2018	0.00066 (J)	
9/14/2018	<0.002	
3/14/2019	<0.002	
9/11/2019	0.00062 (J)	
3/9/2020	0.00083 (J)	
9/16/2020	<0.002	
3/16/2021	<0.002	
8/6/2021	<0.002	
2/2/2022	<0.002	
8/16/2022	<0.002	
2/14/2023	<0.002	
7/25/2023	<0.002	
2/19/2024		<0.002
8/1/2024		0.0018 (J)
2/26/2025		<0.002
8/28/2025		<0.002

ND substitution: RL or RL/2 if <15% NDs.

Mann-Whitney (Wilcoxon Rank Sum)

Constituent: Arsenic (mg/L) Analysis Run 4/27/2026 2:27 PM View: Appendix I Mann-Whitney

Plant Bowen Client: Southern Company Data: Bowen 1, 2, 9, & 10

	GWA-39Z	GWA-39Z
3/14/2016	<0.002	
5/11/2016	<0.002	
7/19/2016	<0.002	
9/15/2016	<0.002	
11/2/2016	<0.002	
1/18/2017	<0.002	
3/28/2017	0.0007 (J)	
6/7/2017	<0.002	
9/26/2017	<0.002	
3/14/2018	<0.002	
9/12/2018	<0.002	
3/15/2019	<0.002	
9/9/2019	0.00043 (J)	
3/9/2020	<0.002	
9/10/2020	<0.002	
3/12/2021	<0.002	
8/4/2021	<0.002	
1/31/2022	0.0021 (J)	
8/10/2022	<0.002	
2/13/2023	<0.002	
7/26/2023	<0.002	
2/19/2024		<0.002
8/1/2024		0.0011 (J)
2/25/2025		<0.002
8/28/2025		<0.002

ND substitution: RL or RL/2 if <15% NDs.

Mann-Whitney (Wilcoxon Rank Sum)

Constituent: Arsenic (mg/L) Analysis Run 4/27/2026 2:27 PM View: Appendix I Mann-Whitney

Plant Bowen Client: Southern Company Data: Bowen 1, 2, 9, & 10

	GWA-40	GWA-40
3/15/2016	<0.002	
5/11/2016	<0.002	
7/21/2016	<0.002	
9/15/2016	<0.002	
11/3/2016	<0.002	
1/17/2017	<0.002	
3/24/2017	<0.002	
5/24/2017	<0.002	
9/26/2017	0.0005 (J)	
3/14/2018	0.00075 (J)	
9/12/2018	<0.002	
3/13/2019	<0.002	
9/9/2019	0.00068 (J)	
3/9/2020	<0.002	
9/11/2020	<0.002	
3/10/2021	<0.002	
8/4/2021	<0.002	
1/31/2022	<0.002	
8/12/2022	<0.002	
2/13/2023	<0.002	
7/26/2023	<0.002	
2/19/2024		<0.002
8/1/2024		0.0011 (J)
2/25/2025		<0.002
8/27/2025		<0.002

ND substitution: RL or RL/2 if <15% NDs.

Mann-Whitney (Wilcoxon Rank Sum)

Constituent: Arsenic (mg/L) Analysis Run 4/27/2026 2:27 PM View: Appendix I Mann-Whitney

Plant Bowen Client: Southern Company Data: Bowen 1, 2, 9, & 10

	GWA-41	GWA-41
3/15/2016	<0.002	
5/12/2016	<0.002	
7/20/2016	<0.002	
9/15/2016	<0.002	
11/3/2016	<0.002	
1/18/2017	<0.002	
3/24/2017	<0.002	
6/6/2017	0.0005 (J)	
9/25/2017	<0.002	
3/14/2018	0.00096 (J)	
9/12/2018	<0.002	
3/14/2019	<0.002	
9/10/2019	<0.002	
3/6/2020	<0.002	
9/10/2020	<0.002	
3/11/2021	<0.002	
8/4/2021	<0.002	
1/31/2022	<0.002	
8/11/2022	<0.002	
2/13/2023	<0.002	
7/25/2023	<0.002	
2/19/2024		<0.002
8/1/2024		0.00092 (J)
2/25/2025		<0.002
8/28/2025		<0.002

ND substitution: RL or RL/2 if <15% NDs.

Mann-Whitney (Wilcoxon Rank Sum)

Constituent: Arsenic (mg/L) Analysis Run 4/27/2026 2:27 PM View: Appendix I Mann-Whitney

Plant Bowen Client: Southern Company Data: Bowen 1, 2, 9, & 10

	GWA-41R	GWA-41R
3/15/2016	<0.002	
5/13/2016	<0.002	
7/21/2016	0.0012 (J)	
9/21/2016	<0.002	
11/3/2016	<0.002	
1/17/2017	<0.002	
3/27/2017	0.0008 (J)	
6/6/2017	0.0011 (J)	
9/25/2017	0.001 (J)	
3/14/2018	0.00093 (J)	
9/12/2018	<0.002	
3/14/2019	<0.002	
9/10/2019	<0.002	
3/9/2020	<0.002	
9/10/2020	<0.002	
3/10/2021	<0.002	
8/4/2021	<0.002	
1/31/2022	<0.002	
8/11/2022	<0.002	
2/13/2023	<0.002	
7/25/2023	<0.002	
2/19/2024		<0.002
8/1/2024		0.0015 (J)
2/25/2025		<0.002
8/27/2025		<0.002

ND substitution: RL or RL/2 if <15% NDs.

Mann-Whitney (Wilcoxon Rank Sum)

Constituent: Arsenic (mg/L) Analysis Run 4/27/2026 2:27 PM View: Appendix I Mann-Whitney

Plant Bowen Client: Southern Company Data: Bowen 1, 2, 9, & 10

	GWA-42	GWA-42
3/11/2016	<0.002	
5/16/2016	<0.002	
7/22/2016	<0.002	
9/19/2016	<0.002	
11/3/2016	<0.002	
1/17/2017	<0.002	
3/27/2017	<0.002	
6/7/2017	0.0007 (J)	
9/26/2017	<0.002	
3/14/2018	0.00079 (J)	
9/14/2018	<0.002	
3/14/2019	<0.002	
9/10/2019	<0.002	
3/6/2020	<0.002	
9/10/2020	<0.002	
3/11/2021	<0.002	
8/4/2021	<0.002	
1/31/2022	<0.002	
8/10/2022	<0.002	
2/13/2023	<0.002	
7/26/2023	<0.002	
2/20/2024		0.001 (J)
8/1/2024		<0.002
2/25/2025		<0.002
8/28/2025		<0.002

ND substitution: RL or RL/2 if <15% NDs.

Mann-Whitney (Wilcoxon Rank Sum)

Constituent: Arsenic (mg/L) Analysis Run 4/27/2026 2:27 PM View: Appendix I Mann-Whitney

Plant Bowen Client: Southern Company Data: Bowen 1, 2, 9, & 10

	GWA-43	GWA-43
3/11/2016	<0.002	
5/13/2016	<0.002	
7/19/2016	<0.002	
9/16/2016	<0.002	
11/2/2016	<0.002	
1/18/2017	<0.002	
3/28/2017	<0.002	
6/6/2017	0.0006 (J)	
9/22/2017	<0.002	
3/14/2018	<0.002	
9/12/2018	<0.002	
3/13/2019	<0.002	
9/11/2019	<0.002	
3/9/2020	<0.002	
9/11/2020	<0.002	
3/11/2021	<0.002	
8/6/2021	<0.002	
1/31/2022	0.0013 (J)	
8/11/2022	<0.002	
2/14/2023	<0.002	
7/25/2023	<0.002	
2/20/2024		<0.002
8/2/2024		<0.002
2/25/2025		<0.002
8/28/2025		<0.002

ND substitution: RL or RL/2 if <15% NDs.

Mann-Whitney (Wilcoxon Rank Sum)

Constituent: Arsenic (mg/L) Analysis Run 4/27/2026 2:27 PM View: Appendix I Mann-Whitney

Plant Bowen Client: Southern Company Data: Bowen 1, 2, 9, & 10

	GWA-43R	GWA-43R
3/11/2016	<0.002	
5/13/2016	<0.002	
7/19/2016	<0.002	
9/16/2016	<0.002	
11/2/2016	<0.002	
1/18/2017	<0.002	
3/28/2017	0.0005 (J)	
6/6/2017	0.0013 (J)	
9/22/2017	<0.002	
3/15/2018	0.00065 (J)	
9/12/2018	<0.002	
3/13/2019	<0.002	
9/11/2019	<0.002	
3/9/2020	<0.002	
9/14/2020	<0.002	
3/11/2021	<0.002	
8/5/2021	<0.002	
1/31/2022	<0.002	
8/10/2022	<0.002	
2/13/2023	<0.002	
7/25/2023	<0.002	
2/20/2024		<0.002
8/2/2024		<0.002
2/25/2025		<0.002
8/28/2025		<0.002

ND substitution: RL or RL/2 if <15% NDs.

Mann-Whitney (Wilcoxon Rank Sum)

Constituent: Arsenic (mg/L) Analysis Run 4/27/2026 2:27 PM View: Appendix I Mann-Whitney

Plant Bowen Client: Southern Company Data: Bowen 1, 2, 9, & 10

	GWA-50R	GWA-50R
12/12/2008	<0.002	
4/23/2009	<0.002	
10/6/2009	<0.002	
5/3/2010	0.012 (O)	
10/11/2010	<0.002	
4/27/2011	<0.002	
10/19/2011	<0.002	
5/1/2012	<0.002	
10/2/2012	<0.002	
4/10/2013	<0.002	
10/16/2013	<0.002	
4/22/2014	<0.002	
10/1/2014	<0.002	
3/30/2015	<0.002	
10/11/2015	<0.002	
3/28/2016	<0.002	
5/25/2016	<0.002	
8/1/2016	<0.002	
9/26/2016	<0.002	
11/11/2016	<0.002	
1/30/2017	<0.002	
4/3/2017	<0.002	
6/12/2017	<0.002	
10/2/2017	<0.002	
3/16/2018	<0.002	
9/18/2018	0.00058 (J)	
3/19/2019	<0.002	
9/12/2019	<0.002	
3/11/2020	<0.002	
9/15/2020	<0.002	
3/17/2021	<0.002	
8/9/2021	<0.002	
2/2/2022	<0.002	
8/17/2022	<0.002	
2/16/2023	<0.002	
7/28/2023	<0.002	
2/22/2024		<0.002
8/8/2024		<0.002
2/28/2025		<0.002
9/2/2025		<0.002

ND substitution: RL or RL/2 if <15% NDs.

Mann-Whitney (Wilcoxon Rank Sum)

Constituent: Arsenic (mg/L) Analysis Run 4/27/2026 2:27 PM View: Appendix I Mann-Whitney

Plant Bowen Client: Southern Company Data: Bowen 1, 2, 9, & 10

	GWC-5	GWC-5
8/23/2007	<0.002	
10/25/2007	<0.002	
11/19/2007	<0.002	
1/23/2008	<0.002	
3/11/2008	<0.002	
5/12/2008	<0.002	
12/11/2008	<0.002	
4/15/2009	<0.002	
10/9/2009	<0.002	
5/4/2010	<0.002	
10/12/2010	<0.002	
4/28/2011	<0.002	
10/19/2011	<0.002	
5/2/2012	<0.002	
10/9/2012	<0.002	
4/11/2013	<0.002	
10/16/2013	<0.002	
4/23/2014	<0.002	
10/3/2014	<0.002	
3/31/2015	<0.002	
10/12/2015	<0.002	
3/28/2016	<0.002	
5/25/2016	<0.002	
8/1/2016	<0.002	
9/27/2016	<0.002	
11/11/2016	<0.002	
1/31/2017	<0.002	
4/3/2017	<0.002	
6/12/2017	0.0006 (J)	
10/3/2017	<0.002	
3/19/2018	<0.002	
9/17/2018	<0.002	
3/20/2019	<0.002	
9/16/2019	<0.002	
3/16/2020	<0.002	
9/16/2020	<0.002	
3/17/2021	<0.002	
8/9/2021	<0.002	
2/2/2022	<0.002	
8/16/2022	<0.002	
2/20/2023	<0.002	
7/28/2023	<0.002	
2/26/2024		<0.002
8/8/2024		<0.002
2/27/2025		<0.002
9/3/2025		<0.002

ND substitution: RL or RL/2 if <15% NDs.

Mann-Whitney (Wilcoxon Rank Sum)

Constituent: Arsenic (mg/L) Analysis Run 4/27/2026 2:27 PM View: Appendix I Mann-Whitney

Plant Bowen Client: Southern Company Data: Bowen 1, 2, 9, & 10

	GWC-6	GWC-6
8/22/2007	<0.002	
10/25/2007	<0.002	
11/20/2007	<0.002	
1/23/2008	<0.002	
3/11/2008	<0.002	
5/14/2008	<0.002	
12/11/2008	<0.002	
4/23/2009	<0.002	
10/9/2009	<0.002	
5/4/2010	0.014 (O)	
10/11/2010	<0.002	
4/26/2011	<0.002	
10/18/2011	<0.002	
5/2/2012	<0.002	
10/8/2012	<0.002	
4/10/2013	<0.002	
10/8/2013	<0.002	
4/14/2014	<0.002	
10/3/2014	<0.002	
4/1/2015	<0.002	
10/9/2015	<0.002	
3/29/2016	<0.002	
5/24/2016	<0.002	
8/1/2016	<0.002	
9/26/2016	<0.002	
11/18/2016	<0.002	
2/1/2017	<0.002	
4/6/2017	0.0006 (J)	
6/13/2017	<0.002	
10/3/2017	<0.002	
3/19/2018	0.00089 (J)	
9/17/2018	<0.002	
3/21/2019	<0.002	
9/16/2019	0.00071 (J)	
3/12/2020	0.00055 (J)	
9/16/2020	<0.002	
3/17/2021	0.0013 (J)	
8/10/2021	0.0016 (J)	
2/2/2022	<0.002	
8/17/2022	<0.002	
2/17/2023	<0.002	
7/31/2023	<0.002	
2/26/2024		<0.002
8/8/2024		<0.002
2/27/2025		<0.002
9/3/2025		<0.002

ND substitution: RL or RL/2 if <15% NDs.

Mann-Whitney (Wilcoxon Rank Sum)

Constituent: Arsenic (mg/L) Analysis Run 4/27/2026 2:27 PM View: Appendix I Mann-Whitney

Plant Bowen Client: Southern Company Data: Bowen 1, 2, 9, & 10

	GWC-6RZ	GWC-6RZ
5/26/2015	<0.002	
6/18/2015	<0.002	
7/2/2015	<0.002	
10/9/2015	<0.002	
3/29/2016	<0.002	
5/24/2016	<0.002	
8/1/2016	<0.002	
9/26/2016	<0.002	
11/14/2016	<0.002	
2/1/2017	<0.002	
4/6/2017	<0.002	
6/13/2017	<0.002	
10/3/2017	<0.002	
3/20/2018	<0.002	
9/17/2018	<0.002	
3/21/2019	<0.002	
9/16/2019	0.00038 (J)	
3/12/2020	<0.002	
9/16/2020	<0.002	
3/17/2021	<0.002	
8/10/2021	<0.002	
2/2/2022	0.0012 (J)	
8/17/2022	<0.002	
2/17/2023	<0.002	
7/28/2023	<0.002	
2/26/2024		<0.002
8/8/2024		<0.002
2/27/2025		<0.002
9/2/2025		<0.002

ND substitution: RL or RL/2 if <15% NDs.

Mann-Whitney (Wilcoxon Rank Sum)

Constituent: Arsenic (mg/L) Analysis Run 4/27/2026 2:27 PM View: Appendix I Mann-Whitney

Plant Bowen Client: Southern Company Data: Bowen 1, 2, 9, & 10

	GWC-7Z	GWC-7Z
8/22/2007	<0.002	
10/25/2007	<0.002	
11/20/2007	<0.002	
1/16/2008	<0.002	
3/6/2008	<0.002	
5/13/2008	<0.002	
12/13/2008	<0.002	
4/15/2009	<0.002	
10/9/2009	<0.002	
4/27/2010	0.015 (o)	
10/5/2010	<0.002	
4/19/2011	<0.002	
10/12/2011	<0.002	
4/24/2012	<0.002	
10/3/2012	<0.002	
4/9/2013	<0.002	
10/8/2013	<0.002	
4/10/2014	0.0042 (J)	
10/2/2014	<0.002	
4/2/2015	<0.002	
10/10/2015	0.0023 (J)	
5/31/2016	<0.002	
8/2/2016	0.0031 (J)	
9/27/2016	0.0028 (J)	
11/21/2016	0.0031 (J)	
2/1/2017	0.0031 (J)	
4/6/2017	0.003 (J)	
6/13/2017	0.0024 (J)	
7/14/2017	0.0029 (J)	
10/3/2017	0.0018 (J)	
3/20/2018	0.0024 (J)	
9/18/2018	0.0031 (J)	
3/21/2019	0.00077 (J)	
9/13/2019	0.0017 (J)	
3/12/2020	0.00044 (J)	
9/16/2020	<0.002	
3/17/2021	<0.002	
8/10/2021	0.0013 (J)	
2/2/2022	0.002 (J)	
8/17/2022	<0.002	
2/20/2023	<0.002	
7/31/2023	<0.002	
2/26/2024		<0.002
8/8/2024		<0.002
2/27/2025		<0.002
9/3/2025		<0.002

ND substitution: RL or RL/2 if <15% NDs.

Mann-Whitney (Wilcoxon Rank Sum)

Constituent: Arsenic (mg/L) Analysis Run 4/27/2026 2:27 PM View: Appendix I Mann-Whitney

Plant Bowen Client: Southern Company Data: Bowen 1, 2, 9, & 10

	GWC-8RR	GWC-8RR
8/22/2007	<0.002	
10/26/2007	<0.002	
11/20/2007	<0.002	
1/23/2008	<0.002	
3/10/2008	<0.002	
5/6/2008	<0.002	
12/12/2008	0.036 (o)	
4/23/2009	<0.002	
10/8/2009	0.012 (o)	
5/4/2010	0.015 (o)	
10/7/2010	0.013 (o)	
4/26/2011	<0.002	
10/18/2011	<0.002	
4/30/2012	<0.002	
10/3/2012	<0.002	
4/8/2013	<0.002	
10/9/2013	<0.002	
4/10/2014	<0.002	
10/2/2014	<0.002	
4/3/2015	<0.002	
10/8/2015	0.0029 (J)	
3/30/2016	<0.002	
5/24/2016	<0.002	
8/2/2016	<0.002	
9/27/2016	<0.002	
11/22/2016	<0.002	
2/6/2017	<0.002	
4/6/2017	<0.002	
6/14/2017	<0.002	
10/4/2017	<0.002	
3/21/2018	0.00077 (J)	
9/18/2018	0.001 (J)	
3/27/2019	<0.002	
9/16/2019	0.00039 (J)	
3/12/2020	0.00039 (J)	
9/17/2020	<0.002	
3/17/2021	<0.002	
8/10/2021	<0.002	
2/2/2022	0.0013 (J)	
8/17/2022	<0.002	
2/21/2023	<0.002	
7/31/2023	<0.002	
2/27/2024		<0.002
8/12/2024		<0.002
3/4/2025		<0.002
9/3/2025		<0.002

ND substitution: RL or RL/2 if <15% NDs.

Mann-Whitney (Wilcoxon Rank Sum)

Constituent: Arsenic (mg/L) Analysis Run 4/27/2026 2:27 PM View: Appendix I Mann-Whitney

Plant Bowen Client: Southern Company Data: Bowen 1, 2, 9, & 10

	GWC-8Z	GWC-8Z
8/22/2007	<0.002	
11/1/2007	<0.002	
11/20/2007	<0.002	
1/23/2008	0.01 (o)	
3/10/2008	<0.002	
5/12/2008	<0.002	
12/12/2008	<0.002	
4/22/2009	<0.002	
10/8/2009	<0.002	
4/28/2010	<0.002	
10/7/2010	<0.002	
4/20/2011	<0.002	
10/12/2011	<0.002	
4/30/2012	<0.002	
10/3/2012	<0.002	
4/9/2013	<0.002	
10/9/2013	<0.002	
4/9/2014	<0.002	
10/2/2014	0.0025 (J)	
4/2/2015	0.0037 (J)	
5/26/2015	<0.002	
6/18/2015	<0.002	
7/2/2015	<0.002	
10/8/2015	<0.002	
3/22/2016	<0.002	
5/25/2016	<0.002	
8/2/2016	<0.002	
9/26/2016	<0.002	
11/21/2016	<0.002	
2/3/2017	<0.002	
4/7/2017	<0.002	
6/13/2017	<0.002	
10/3/2017	<0.002	
3/20/2018	0.0006 (J)	
9/18/2018	0.00074 (J)	
5/6/2019	0.00063 (J)	
9/16/2019	0.00043 (J)	
3/16/2020	<0.002	
9/17/2020	<0.002	
3/18/2021	0.00082 (J)	
8/10/2021	<0.002	
2/2/2022	0.0011 (J)	
8/17/2022	<0.002	
2/20/2023	<0.002	
7/31/2023	<0.002	
2/26/2024		<0.002
8/12/2024		<0.002
2/28/2025		<0.002
9/3/2025		<0.002

ND substitution: RL or RL/2 if <15% NDs.

Mann-Whitney (Wilcoxon Rank Sum)

Constituent: Arsenic (mg/L) Analysis Run 4/27/2026 2:27 PM View: Appendix I Mann-Whitney

Plant Bowen Client: Southern Company Data: Bowen 1, 2, 9, & 10

	GWC-9	GWC-9
8/23/2007	<0.002	
11/1/2007	<0.002	
11/19/2007	<0.002	
1/15/2008	0.0086	
3/6/2008	<0.002	
5/13/2008	<0.002	
12/12/2008	0.0065	
4/16/2009	<0.002	
10/13/2009	<0.002	
4/21/2010	<0.002	
9/29/2010	<0.002	
4/13/2011	<0.002	
10/5/2011	<0.002	
4/4/2012	<0.002	
10/8/2012	<0.002	
4/8/2013	<0.002	
10/9/2013	<0.002	
4/9/2014	<0.002	
9/30/2014	<0.002	
4/2/2015	<0.002	
10/10/2015	<0.002	
3/30/2016	0.00116 (J)	
5/26/2016	<0.002	
8/5/2016	<0.002	
9/28/2016	<0.002	
11/21/2016	<0.002	
2/6/2017	<0.002	
4/6/2017	<0.002	
6/13/2017	<0.002	
10/3/2017	<0.002	
3/20/2018	<0.002	
9/18/2018	0.00067 (J)	
3/21/2019	<0.002	
9/16/2019	0.00044 (J)	
3/12/2020	<0.002	
9/17/2020	<0.002	
3/18/2021	<0.002	
8/10/2021	<0.002	
2/2/2022	0.0013 (J)	
8/17/2022	<0.002	
2/21/2023	0.0028 (J)	
7/31/2023	<0.002	
2/27/2024		<0.002
8/12/2024		<0.002
2/28/2025		<0.002
9/3/2025		<0.002

ND substitution: RL or RL/2 if <15% NDs.

Mann-Whitney (Wilcoxon Rank Sum)

Constituent: Arsenic (mg/L) Analysis Run 4/27/2026 2:27 PM View: Appendix I Mann-Whitney

Plant Bowen Client: Southern Company Data: Bowen 1, 2, 9, & 10

	GWC-10	GWC-10
8/21/2007	<0.002	
11/1/2007	<0.002	
11/20/2007	0.0079	
1/30/2008	<0.002	
3/6/2008	<0.002	
5/12/2008	<0.002	
12/13/2008	0.015 (O)	
4/29/2009	<0.002	
10/20/2009	<0.002	
4/26/2010	<0.002	
9/29/2010	<0.002	
4/13/2011	<0.002	
10/5/2011	<0.002	
4/4/2012	<0.002	
10/3/2012	<0.002	
4/3/2013	<0.002	
10/15/2013	<0.002	
4/9/2014	<0.002	
10/2/2014	<0.002	
4/2/2015	<0.002	
10/10/2015	<0.002	
3/31/2016	<0.002	
5/26/2016	<0.002	
8/5/2016	<0.002	
9/28/2016	<0.002	
11/22/2016	<0.002	
2/7/2017	<0.002	
4/10/2017	<0.002	
6/14/2017	<0.002	
10/4/2017	0.0006 (J)	
3/20/2018	0.00079 (J)	
9/18/2018	0.0011 (J)	
3/22/2019	<0.002	
9/17/2019	<0.002	
3/12/2020	<0.002	
9/17/2020	<0.002	
3/18/2021	<0.002	
8/10/2021	<0.002	
2/4/2022	0.0023 (J)	
8/17/2022	<0.002	
2/20/2023	<0.002	
7/31/2023	<0.002	
2/27/2024		<0.002
8/12/2024		<0.002
2/28/2025		<0.002
9/3/2025		<0.002

ND substitution: RL or RL/2 if <15% NDs.

Mann-Whitney (Wilcoxon Rank Sum)

Constituent: Arsenic (mg/L) Analysis Run 4/27/2026 2:27 PM View: Appendix I Mann-Whitney

Plant Bowen Client: Southern Company Data: Bowen 1, 2, 9, & 10

	GWC-10R	GWC-10R
8/21/2007	<0.002	
11/1/2007	<0.002	
11/20/2007	<0.002	
1/30/2008	<0.002	
3/6/2008	<0.002	
5/8/2008	<0.002	
12/14/2008	<0.002	
4/29/2009	<0.002	
10/21/2009	<0.002	
4/21/2010	<0.002	
9/28/2010	<0.002	
4/12/2011	<0.002	
10/4/2011	<0.002	
4/3/2012	<0.002	
10/8/2012	<0.002	
4/3/2013	<0.002	
10/15/2013	<0.002	
4/9/2014	<0.002	
10/2/2014	<0.002	
4/2/2015	<0.002	
10/12/2015	<0.002	
3/31/2016	<0.002	
5/26/2016	<0.002	
8/3/2016	<0.002	
9/28/2016	<0.002	
11/22/2016	<0.002	
2/7/2017	<0.002	
4/10/2017	<0.002	
6/14/2017	<0.002	
10/4/2017	<0.002	
3/21/2018	<0.002	
9/18/2018	0.00088 (J)	
3/22/2019	<0.002	
9/17/2019	<0.002	
3/12/2020	<0.002	
9/17/2020	<0.002	
3/18/2021	<0.002	
8/11/2021	<0.002	
2/4/2022	0.0019 (J)	
8/18/2022	<0.002	
2/20/2023	<0.002	
7/31/2023	<0.002	
2/27/2024		<0.002
8/12/2024		<0.002
3/3/2025		<0.002
9/3/2025		<0.002

ND substitution: RL or RL/2 if <15% NDs.

Mann-Whitney (Wilcoxon Rank Sum)

Constituent: Arsenic (mg/L) Analysis Run 4/27/2026 2:27 PM View: Appendix I Mann-Whitney

Plant Bowen Client: Southern Company Data: Bowen 1, 2, 9, & 10

	GWC-11	GWC-11
8/21/2007	<0.002	
11/1/2007	<0.002	
11/18/2007	<0.002	
1/30/2008	<0.002	
3/5/2008	<0.002	
5/7/2008	<0.002	
12/14/2008	<0.002	
4/29/2009	<0.002	
10/22/2009	<0.002	
4/21/2010	<0.002	
9/28/2010	<0.002	
4/12/2011	<0.002	
10/4/2011	<0.002	
4/3/2012	<0.002	
10/3/2012	<0.002	
4/3/2013	<0.002	
10/9/2013	<0.002	
4/2/2014	<0.002	
10/2/2014	<0.002	
4/1/2015	<0.002	
10/11/2015	<0.002	
4/4/2016	<0.002	
5/26/2016	<0.002	
8/3/2016	<0.002	
9/28/2016	<0.002	
11/22/2016	<0.002	
2/8/2017	<0.002	
4/10/2017	<0.002	
6/15/2017	<0.002	
10/4/2017	<0.002	
3/21/2018	0.00058 (J)	
9/18/2018	0.00097 (J)	
3/23/2019	<0.002	
9/17/2019	<0.002	
3/12/2020	<0.002	
9/21/2020	<0.002	
3/19/2021	<0.002	
8/11/2021	<0.002	
2/4/2022	0.0023 (J)	
8/18/2022	<0.002	
2/20/2023	<0.002	
8/1/2023	<0.002	
2/28/2024		<0.002
8/13/2024		<0.002
3/4/2025		<0.002
9/3/2025		<0.002

ND substitution: RL or RL/2 if <15% NDs.

Mann-Whitney (Wilcoxon Rank Sum)

Constituent: Arsenic (mg/L) Analysis Run 4/27/2026 2:27 PM View: Appendix I Mann-Whitney

Plant Bowen Client: Southern Company Data: Bowen 1, 2, 9, & 10

	GWC-11R	GWC-11R
8/21/2007	<0.005	
11/1/2007	<0.005	
11/18/2007	<0.005	
1/30/2008	<0.005	
3/6/2008	<0.005	
5/7/2008	<0.005	
12/14/2008	<0.005	
4/29/2009	0.0057	
10/22/2009	<0.005	
4/21/2010	<0.005	
9/29/2010	<0.005	
4/13/2011	<0.005	
10/4/2011	<0.005	
4/4/2012	<0.005	
10/3/2012	<0.005	
4/3/2013	<0.005	
10/9/2013	0.006	
4/2/2014	0.0049 (J)	
10/2/2014	0.0036 (J)	
4/1/2015	0.0077	
10/11/2015	0.0071	
4/4/2016	0.00315 (J)	
5/26/2016	0.00313 (J)	
8/4/2016	0.0032 (J)	
9/28/2016	0.0029 (J)	
11/22/2016	0.0048 (J)	
2/8/2017	0.0022 (J)	
4/10/2017	0.002 (J)	
6/15/2017	0.0014 (J)	
10/4/2017	0.002 (J)	
3/22/2018	0.0022 (J)	
9/18/2018	0.0027 (J)	
3/23/2019	0.0016 (J)	
9/17/2019	0.0016 (J)	
3/12/2020	0.0012 (J)	
9/21/2020	0.0012 (J)	
3/19/2021	0.0013 (J)	
8/11/2021	0.0017 (J)	
2/4/2022	0.0035 (J)	
8/18/2022	<0.005	
2/20/2023	<0.005	
8/1/2023	<0.005	
2/28/2024		<0.005
8/12/2024		0.0017 (J)
3/3/2025		<0.005
9/3/2025		0.0015 (J)

ND substitution: RL or RL/2 if <15% NDs.

Mann-Whitney (Wilcoxon Rank Sum)

Constituent: Arsenic (mg/L) Analysis Run 4/27/2026 2:27 PM View: Appendix I Mann-Whitney

Plant Bowen Client: Southern Company Data: Bowen 1, 2, 9, & 10

	GWC-12	GWC-12
8/21/2007	<0.005	
11/1/2007	<0.005	
11/19/2007	<0.005	
1/16/2008	0.0086	
3/5/2008	<0.005	
5/13/2008	<0.005	
12/13/2008	0.012	
4/16/2009	0.008	
10/21/2009	0.0081	
4/27/2010	0.021 (o)	
10/5/2010	0.0067	
4/19/2011	<0.005	
10/12/2011	<0.005	
4/24/2012	0.0086	
10/2/2012	<0.005	
4/2/2013	<0.005	
10/9/2013	0.0094	
4/1/2014	0.0097	
10/2/2014	0.0055	
4/1/2015	0.011	
10/14/2015	0.007	
4/4/2016	0.00645	
5/27/2016	0.00692	
8/3/2016	0.0068	
9/30/2016	0.0065	
11/22/2016	0.0066	
2/13/2017	0.0092	
4/11/2017	0.0051	
6/14/2017	0.0056	
10/4/2017	0.0068	
3/22/2018	0.0055	
9/18/2018	0.0064	
3/23/2019	0.0055	
9/17/2019	0.0047 (J)	
3/12/2020	0.0053	
9/21/2020	0.0065	
3/19/2021	0.0052	
8/11/2021	0.0042 (J)	
2/2/2022	0.0027 (J)	
8/18/2022	0.0037 (J)	
2/21/2023	0.0094	
8/1/2023	0.0065	
2/27/2024		0.0028 (J)
8/12/2024		0.0039 (J)
3/4/2025		0.0053
9/3/2025		0.0054

ND substitution: RL or RL/2 if <15% NDs.

Mann-Whitney (Wilcoxon Rank Sum)

Constituent: Arsenic (mg/L) Analysis Run 4/27/2026 2:27 PM View: Appendix I Mann-Whitney

Plant Bowen Client: Southern Company Data: Bowen 1, 2, 9, & 10

	GWC-13	GWC-13
8/21/2007	<0.002	
11/1/2007	<0.002	
11/19/2007	<0.002	
1/31/2008	<0.002	
3/5/2008	<0.002	
5/12/2008	<0.002	
12/13/2008	0.0096	
4/28/2009	<0.002	
10/21/2009	<0.002	
4/28/2010	<0.002	
10/5/2010	<0.002	
4/19/2011	<0.002	
10/18/2011	<0.002	
4/25/2012	<0.002	
10/2/2012	<0.002	
4/2/2013	<0.002	
10/8/2013	<0.002	
4/1/2014	<0.002	
10/1/2014	0.0022 (J)	
4/1/2015	<0.002	
10/15/2015	<0.002	
4/4/2016	0.00124 (J)	
5/31/2016	<0.002	
8/4/2016	<0.002	
9/29/2016	<0.002	
11/28/2016	<0.002	
2/9/2017	<0.002	
4/12/2017	0.001 (J)	
6/16/2017	0.0007 (J)	
10/9/2017	0.0006 (J)	
3/21/2018	0.0013 (J)	
9/19/2018	0.0016 (J)	
3/23/2019	0.00067 (J)	
9/18/2019	0.00052 (J)	
3/13/2020	0.00096 (J)	
9/22/2020	0.00098 (J)	
3/18/2021	<0.002	
8/11/2021	<0.002	
2/17/2022	<0.002	
8/18/2022	<0.002	
2/22/2023	<0.002	
8/1/2023	<0.002	
2/27/2024		<0.002
8/12/2024		<0.002
3/3/2025		<0.002
9/3/2025		<0.002

ND substitution: RL or RL/2 if <15% NDs.

Mann-Whitney (Wilcoxon Rank Sum)

Constituent: Arsenic (mg/L) Analysis Run 4/27/2026 2:27 PM View: Appendix I Mann-Whitney

Plant Bowen Client: Southern Company Data: Bowen 1, 2, 9, & 10

	GWC-13RZ	GWC-13RZ
8/21/2007	<0.002	
11/1/2007	<0.002	
11/19/2007	<0.002	
1/31/2008	<0.002	
3/5/2008	<0.002	
5/7/2008	<0.002	
12/12/2008	0.02 (O)	
4/29/2009	0.0066	
10/21/2009	<0.002	
4/28/2010	0.016 (O)	
10/6/2010	<0.002	
4/20/2011	<0.002	
10/12/2011	<0.002	
4/25/2012	<0.002	
10/2/2012	<0.002	
4/2/2013	<0.002	
10/8/2013	<0.002	
4/1/2014	<0.002	
10/1/2014	0.0021 (J)	
3/31/2015	<0.002	
10/14/2015	<0.002	
4/4/2016	0.00144 (J)	
6/1/2016	0.0011 (J)	
2/22/2017	<0.002	
4/11/2017	0.0011 (J)	
6/16/2017	0.0043 (J)	
7/12/2017	0.0013 (J)	
7/28/2017	0.0013 (J)	
8/10/2017	0.0011 (J)	
10/6/2017	0.0013 (J)	
3/23/2018	0.0017 (J)	
9/20/2018	0.0016 (J)	
3/22/2019	0.00097 (J)	
9/19/2019	0.00045 (J)	
3/17/2020	0.00067 (J)	
9/22/2020	0.00086 (J)	
3/19/2021	0.00084 (J)	
8/12/2021	<0.002	
2/4/2022	0.0035 (J)	
8/19/2022	<0.002	
2/22/2023	0.0031 (J)	
8/2/2023	<0.002	
2/28/2024		<0.002
8/13/2024		0.0013 (J)
3/4/2025		<0.002
9/4/2025		<0.002

ND substitution: RL or RL/2 if <15% NDs.

Mann-Whitney (Wilcoxon Rank Sum)

Constituent: Arsenic (mg/L) Analysis Run 4/27/2026 2:27 PM View: Appendix I Mann-Whitney

Plant Bowen Client: Southern Company Data: Bowen 1, 2, 9, & 10

	GWC-14Z	GWC-14Z
8/24/2007	<0.002	
11/2/2007	<0.002	
11/17/2007	<0.002	
1/15/2008	<0.002	
3/5/2008	0.0079	
5/7/2008	<0.002	
12/2/2008	0.014 (O)	
4/16/2009	0.0069	
10/20/2009	0.0054	
4/20/2010	<0.002	
9/29/2010	<0.002	
4/12/2011	<0.002	
10/4/2011	<0.002	
4/4/2012	<0.002	
10/10/2012	<0.002	
4/15/2013	<0.002	
10/22/2013	<0.002	
4/21/2014	<0.002	
9/30/2014	<0.002	
4/3/2015	<0.002	
10/7/2015	<0.002	
4/5/2016	<0.002	
6/1/2016	<0.002	
8/9/2016	<0.002	
11/28/2016	<0.002	
2/9/2017	<0.002	
4/11/2017	<0.002	
6/14/2017	<0.002	
7/12/2017	<0.002	
10/5/2017	<0.002	
3/22/2018	0.00096 (J)	
9/19/2018	0.0018 (J)	
3/22/2019	<0.002	
9/17/2019	<0.002	
3/13/2020	<0.002	
9/21/2020	<0.002	
3/18/2021	<0.002	
8/11/2021	<0.002	
2/4/2022	0.0019 (J)	
8/18/2022	<0.002	
2/22/2023	<0.002	
8/1/2023	<0.002	
2/28/2024		<0.002
8/13/2024		<0.002
3/3/2025		<0.002
9/4/2025		<0.002

ND substitution: RL or RL/2 if <15% NDs.

Mann-Whitney (Wilcoxon Rank Sum)

Constituent: Arsenic (mg/L) Analysis Run 4/27/2026 2:27 PM View: Appendix I Mann-Whitney

Plant Bowen Client: Southern Company Data: Bowen 1, 2, 9, & 10

	GWC-15R	GWC-15R
8/23/2007	<0.002	
11/2/2007	<0.002	
11/17/2007	<0.002	
1/15/2008	<0.002	
3/6/2008	<0.002	
5/7/2008	<0.002	
12/2/2008	<0.002	
4/28/2009	<0.002	
10/19/2009	<0.002	
4/27/2010	<0.002	
10/4/2010	<0.002	
4/18/2011	<0.002	
10/12/2011	<0.002	
4/23/2012	<0.002	
10/10/2012	<0.002	
4/15/2013	<0.002	
10/22/2013	<0.002	
4/21/2014	<0.002	
9/30/2014	<0.002	
4/3/2015	<0.002	
10/7/2015	<0.002	
4/5/2016	<0.002	
5/31/2016	<0.002	
8/4/2016	<0.002	
9/29/2016	<0.002	
11/23/2016	<0.002	
2/10/2017	<0.002	
4/12/2017	0.0005 (J)	
6/15/2017	<0.002	
10/6/2017	0.0008 (J)	
3/23/2018	0.00071 (J)	
9/19/2018	0.001 (J)	
3/25/2019	<0.002	
9/17/2019	<0.002	
3/13/2020	0.00047 (J)	
9/21/2020	<0.002	
3/18/2021	<0.002	
8/11/2021	<0.002	
2/4/2022	0.0026 (J)	
8/19/2022	<0.002	
2/22/2023	<0.002	
8/2/2023	<0.002	
2/28/2024		<0.002
8/13/2024		<0.002
3/3/2025		<0.002
9/4/2025		<0.002

ND substitution: RL or RL/2 if <15% NDs.

Mann-Whitney (Wilcoxon Rank Sum)

Constituent: Arsenic (mg/L) Analysis Run 4/27/2026 2:27 PM View: Appendix I Mann-Whitney

Plant Bowen Client: Southern Company Data: Bowen 1, 2, 9, & 10

	GWC-15Z	GWC-15Z
8/24/2007	<0.002	
11/2/2007	<0.002	
11/18/2007	<0.002	
1/15/2008	0.0077	
3/10/2008	<0.002	
5/13/2008	<0.002	
12/2/2008	0.0061	
4/28/2009	<0.002	
10/20/2009	<0.002	
4/27/2010	<0.002	
10/5/2010	<0.002	
4/19/2011	<0.002	
10/12/2011	<0.002	
4/25/2012	<0.002	
10/10/2012	<0.002	
4/16/2013	<0.002	
10/22/2013	<0.002	
4/21/2014	0.0029 (J)	
9/30/2014	0.0025 (J)	
4/3/2015	<0.002	
10/6/2015	<0.002	
4/5/2016	0.00153 (J)	
5/31/2016	0.00261 (J)	
11/23/2016	<0.002	
2/10/2017	<0.002	
4/11/2017	0.0007 (J)	
6/15/2017	<0.002	
7/12/2017	<0.002	
7/26/2017	<0.002	
10/6/2017	0.0009 (J)	
3/23/2018	0.00097 (J)	
9/19/2018	0.0015 (J)	
3/22/2019	<0.002	
9/17/2019	<0.002	
3/13/2020	0.00052 (J)	
9/21/2020	<0.002	
3/18/2021	<0.002	
8/11/2021	<0.002	
2/7/2022	0.0025 (J)	
8/19/2022	<0.002	
2/22/2023	<0.002	
8/1/2023	<0.002	
2/28/2024		<0.002
8/13/2024		<0.002
3/3/2025		<0.002
9/4/2025		<0.002

ND substitution: RL or RL/2 if <15% NDs.

Mann-Whitney (Wilcoxon Rank Sum)

Constituent: Arsenic (mg/L) Analysis Run 4/27/2026 2:27 PM View: Appendix I Mann-Whitney

Plant Bowen Client: Southern Company Data: Bowen 1, 2, 9, & 10

	GWC-44	GWC-44
3/16/2016	0.00101 (J)	
5/16/2016	<0.002	
7/25/2016	<0.002	
9/19/2016	<0.002	
11/3/2016	<0.002	
1/19/2017	<0.002	
3/28/2017	0.0009 (J)	
6/5/2017	0.0033 (J)	
9/26/2017	0.0008 (J)	
3/15/2018	0.0011 (J)	
9/12/2018	<0.002	
3/14/2019	<0.002	
9/11/2019	<0.002	
3/10/2020	0.0013 (J)	
9/15/2020	<0.002	
3/11/2021	<0.002	
8/4/2021	<0.002	
1/31/2022	<0.002	
8/15/2022	<0.002	
2/14/2023	<0.002	
7/26/2023	0.0038 (J)	
2/20/2024		<0.002
8/6/2024		<0.002
2/26/2025		<0.002
8/28/2025		<0.002

ND substitution: RL or RL/2 if <15% NDs.

Mann-Whitney (Wilcoxon Rank Sum)

Constituent: Arsenic (mg/L) Analysis Run 4/27/2026 2:27 PM View: Appendix I Mann-Whitney

Plant Bowen Client: Southern Company Data: Bowen 1, 2, 9, & 10

	GWC-45	GWC-45
8/24/2007	<0.002	
10/23/2007	<0.002	
11/18/2007	0.0099	
1/15/2008	0.0078	
3/5/2008	<0.002	
5/14/2008	<0.002	
12/2/2008	<0.002	
4/28/2009	<0.002	
10/20/2009	<0.002	
4/20/2010	<0.002	
9/28/2010	<0.002	
4/12/2011	<0.002	
10/4/2011	<0.002	
4/3/2012	<0.002	
10/15/2012	<0.002	
4/16/2013	<0.002	
10/22/2013	<0.002	
4/23/2014	<0.002	
10/1/2014	<0.002	
4/3/2015	<0.002	
10/7/2015	<0.002	
3/16/2016	<0.002	
5/16/2016	<0.002	
7/25/2016	<0.002	
9/19/2016	<0.002	
11/4/2016	<0.002	
1/23/2017	<0.002	
3/29/2017	<0.002	
6/7/2017	<0.002	
9/27/2017	<0.002	
3/15/2018	<0.002	
9/13/2018	<0.002	
3/14/2019	<0.002	
9/11/2019	<0.002	
3/10/2020	<0.002	
9/11/2020	<0.002	
3/11/2021	<0.002	
8/6/2021	<0.002	
2/1/2022	<0.002	
8/12/2022	<0.002	
2/15/2023	<0.002	
7/26/2023	0.0038 (J)	
2/20/2024		<0.002
8/5/2024		<0.002
2/26/2025		<0.002
9/2/2025		<0.002

ND substitution: RL or RL/2 if <15% NDs.

Mann-Whitney (Wilcoxon Rank Sum)

Constituent: Arsenic (mg/L) Analysis Run 4/27/2026 2:27 PM View: Appendix I Mann-Whitney

Plant Bowen Client: Southern Company Data: Bowen 1, 2, 9, & 10

	GWC-45R	GWC-45R
8/24/2007	<0.002	
10/23/2007	<0.002	
11/18/2007	<0.002	
1/15/2008	<0.002	
3/5/2008	<0.002	
5/12/2008	<0.002	
12/2/2008	<0.002	
4/28/2009	<0.002	
10/13/2009	<0.002	
4/21/2010	<0.002	
10/4/2010	<0.002	
4/18/2011	<0.002	
10/5/2011	<0.002	
5/3/2012	<0.002	
10/15/2012	<0.002	
4/16/2013	<0.002	
10/22/2013	<0.002	
4/23/2014	<0.002	
10/1/2014	<0.002	
4/3/2015	<0.002	
10/9/2015	<0.002	
3/16/2016	<0.002	
5/16/2016	<0.002	
7/25/2016	<0.002	
9/19/2016	<0.002	
11/3/2016	<0.002	
1/20/2017	<0.002	
3/29/2017	<0.002	
6/7/2017	0.0007 (J)	
9/27/2017	0.0006 (J)	
3/15/2018	0.00061 (J)	
9/13/2018	<0.002	
3/14/2019	<0.002	
9/11/2019	<0.002	
3/10/2020	<0.002	
9/11/2020	<0.002	
3/11/2021	<0.002	
8/6/2021	<0.002	
2/1/2022	<0.002	
8/12/2022	<0.002	
2/15/2023	<0.002	
7/26/2023	<0.002	
2/20/2024		<0.002
8/5/2024		<0.002
2/26/2025		<0.002
9/2/2025		<0.002

ND substitution: RL or RL/2 if <15% NDs.

Mann-Whitney (Wilcoxon Rank Sum)

Constituent: Arsenic (mg/L) Analysis Run 4/27/2026 2:27 PM View: Appendix I Mann-Whitney

Plant Bowen Client: Southern Company Data: Bowen 1, 2, 9, & 10

	GWC-46R	GWC-46R
3/10/2016	<0.002	
5/17/2016	<0.002	
7/26/2016	<0.002	
9/20/2016	<0.002	
11/4/2016	<0.002	
1/20/2017	<0.002	
3/28/2017	0.0004 (J)	
6/7/2017	0.001 (J)	
9/29/2017	<0.002	
3/15/2018	0.00094 (J)	
9/13/2018	<0.002	
3/18/2019	<0.002	
9/11/2019	<0.002	
3/10/2020	<0.002	
9/14/2020	<0.002	
3/11/2021	<0.002	
8/5/2021	<0.002	
1/31/2022	<0.002	
8/15/2022	<0.002	
2/14/2023	<0.002	
7/26/2023	<0.002	
2/21/2024		<0.002
8/5/2024		<0.002
2/26/2025		<0.002
8/29/2025		<0.002
9/24/2025		<0.002

ND substitution: RL or RL/2 if <15% NDs.

Mann-Whitney (Wilcoxon Rank Sum)

Constituent: Arsenic (mg/L) Analysis Run 4/27/2026 2:27 PM View: Appendix I Mann-Whitney

Plant Bowen Client: Southern Company Data: Bowen 1, 2, 9, & 10

	GWC-47	GWC-47
3/10/2016	<0.002	
5/18/2016	<0.002	
7/27/2016	<0.002	
9/20/2016	<0.002	
11/7/2016	<0.002	
1/23/2017	<0.002	
3/29/2017	<0.002	
6/8/2017	0.0006 (J)	
9/27/2017	<0.002	
3/15/2018	0.00061 (J)	
9/13/2018	<0.002	
3/15/2019	<0.002	
9/12/2019	<0.002	
3/9/2020	<0.002	
9/14/2020	<0.002	
3/11/2021	<0.002	
8/5/2021	<0.002	
2/1/2022	<0.002	
8/15/2022	<0.002	
2/15/2023	<0.002	
7/27/2023	<0.002	
2/21/2024		<0.002
8/5/2024		<0.002
2/26/2025		<0.002
8/28/2025		<0.002

ND substitution: RL or RL/2 if <15% NDs.

Mann-Whitney (Wilcoxon Rank Sum)

Constituent: Arsenic (mg/L) Analysis Run 4/27/2026 2:27 PM View: Appendix I Mann-Whitney

Plant Bowen Client: Southern Company Data: Bowen 1, 2, 9, & 10

	GWC-47R	GWC-47R
3/10/2016	0.00136 (J)	
5/18/2016	0.00127 (J)	
7/27/2016	0.0012 (J)	
9/20/2016	<0.002	
11/4/2016	<0.002	
1/20/2017	<0.002	
3/29/2017	<0.002	
6/8/2017	0.001 (J)	
9/27/2017	0.0009 (J)	
3/16/2018	0.001 (J)	
9/13/2018	0.00091 (J)	
3/19/2019	<0.002	
9/11/2019	0.00067 (J)	
3/9/2020	0.00051 (J)	
9/15/2020	<0.002	
3/11/2021	<0.002	
8/5/2021	0.0012 (J)	
2/1/2022	<0.002	
8/15/2022	<0.002	
2/15/2023	<0.002	
7/27/2023	0.0039 (J)	
2/21/2024		<0.002
8/5/2024		<0.002
2/26/2025		<0.002
9/2/2025		<0.002

ND substitution: RL or RL/2 if <15% NDs.

Mann-Whitney (Wilcoxon Rank Sum)

Constituent: Arsenic (mg/L) Analysis Run 4/27/2026 2:27 PM View: Appendix I Mann-Whitney

Plant Bowen Client: Southern Company Data: Bowen 1, 2, 9, & 10

	GWC-48	GWC-48
3/10/2016	<0.002	
5/17/2016	<0.002	
7/27/2016	<0.002	
9/20/2016	<0.002	
11/4/2016	<0.002	
1/23/2017	<0.002	
3/28/2017	<0.002	
6/8/2017	<0.002	
9/29/2017	<0.002	
3/15/2018	<0.002	
9/13/2018	<0.002	
3/15/2019	<0.002	
9/11/2019	<0.002	
3/9/2020	<0.002	
9/14/2020	<0.002	
3/11/2021	<0.002	
8/4/2021	<0.002	
1/31/2022	<0.002	
8/15/2022	<0.002	
2/15/2023	<0.002	
7/26/2023	<0.002	
2/21/2024		<0.002
8/5/2024		<0.002
2/26/2025		0.0013 (J)
8/29/2025		<0.002

ND substitution: RL or RL/2 if <15% NDs.

Mann-Whitney (Wilcoxon Rank Sum)

Constituent: Arsenic (mg/L) Analysis Run 4/27/2026 2:27 PM View: Appendix I Mann-Whitney

Plant Bowen Client: Southern Company Data: Bowen 1, 2, 9, & 10

	GWC-49R	GWC-49R
3/17/2016	<0.002	
5/18/2016	<0.002	
7/27/2016	<0.002	
9/21/2016	<0.002	
11/4/2016	<0.002	
1/24/2017	<0.002	
3/29/2017	<0.002	
6/8/2017	<0.002	
9/29/2017	<0.002	
3/15/2018	0.00063 (J)	
9/13/2018	<0.002	
3/18/2019	<0.002	
9/11/2019	<0.002	
3/11/2020	0.00041 (J)	
9/11/2020	<0.002	
3/15/2021	<0.002	
8/11/2021	<0.002	
2/1/2022	<0.002	
8/15/2022	<0.002	
2/14/2023	<0.002	
7/27/2023	<0.002	
2/21/2024		<0.002
8/6/2024		<0.002
2/26/2025		<0.002
8/29/2025		<0.002

ND substitution: RL or RL/2 if <15% NDs.

Mann-Whitney (Wilcoxon Rank Sum)

Constituent: Arsenic (mg/L) Analysis Run 4/27/2026 2:27 PM View: Appendix I Mann-Whitney

Plant Bowen Client: Southern Company Data: Bowen 1, 2, 9, & 10

	GWC-49Z	GWC-49Z
3/17/2016	<0.002	
5/18/2016	<0.002	
7/28/2016	<0.002	
9/21/2016	<0.002	
11/7/2016	<0.002	
1/24/2017	<0.002	
3/30/2017	<0.002	
6/9/2017	<0.002	
9/29/2017	<0.002	
3/15/2018	<0.002	
9/14/2018	<0.002	
3/19/2019	<0.002	
9/11/2019	<0.002	
3/9/2020	<0.002	
9/14/2020	<0.002	
3/15/2021	<0.002	
8/5/2021	<0.002	
2/1/2022	<0.002	
8/15/2022	<0.002	
2/14/2023	<0.002	
7/27/2023	0.0044 (J)	
2/21/2024		<0.002
8/6/2024		<0.002
2/26/2025		<0.002
8/29/2025		<0.002

ND substitution: RL or RL/2 if <15% NDs.

Mann-Whitney (Wilcoxon Rank Sum)

Constituent: Barium (mg/L) Analysis Run 4/27/2026 2:27 PM View: Appendix I Mann-Whitney

Plant Bowen Client: Southern Company Data: Bowen 1, 2, 9, & 10

	GWA-1	GWA-1
8/23/2007	0.02	
10/23/2007	0.039	
11/18/2007	0.04	
1/30/2008	0.04	
3/10/2008	0.033	
5/13/2008	0.03	
12/5/2008	0.0087	
4/15/2009	0.023	
10/7/2009	0.15 (O)	
5/3/2010	0.025	
10/12/2010	0.029	
4/27/2011	0.026	
10/17/2011	0.021	
5/2/2012	0.0212	
10/8/2012	0.019	
4/12/2013	0.022	
10/16/2013	0.02	
4/11/2014	0.018	
9/30/2014	0.013	
3/30/2015	0.021	
10/13/2015	0.012	
3/22/2016	0.0182	
5/19/2016	0.0193	
7/29/2016	0.0174	
9/23/2016	0.0168	
11/9/2016	0.0171	
1/30/2017	0.019	
3/30/2017	0.0184	
6/9/2017	0.0174	
10/2/2017	0.0167	
3/16/2018	0.016	
9/17/2018	0.015	
3/20/2019	0.019	
9/12/2019	0.018	
3/11/2020	0.016	
9/15/2020	0.019	
3/16/2021	0.018	
8/9/2021	0.019	
2/1/2022	0.015	
8/16/2022	0.017	
2/16/2023	0.018	
7/27/2023	0.018	
2/22/2024		0.018
8/7/2024		0.015
2/27/2025		0.017
9/2/2025		0.017

Mann-Whitney (Wilcoxon Rank Sum)

Constituent: Barium (mg/L) Analysis Run 4/27/2026 2:27 PM View: Appendix I Mann-Whitney

Plant Bowen Client: Southern Company Data: Bowen 1, 2, 9, & 10

	GWA-2	GWA-2
8/23/2007	0.0073	
10/24/2007	0.027	
11/18/2007	0.13 (O)	
1/31/2008	0.0077	
3/11/2008	0.015	
5/6/2008	0.017	
12/4/2008	0.14 (O)	
4/21/2009	0.018	
10/7/2009	0.014	
4/26/2010	0.017	
10/4/2010	0.011	
4/13/2011	0.026	
10/5/2011	0.021	
4/11/2012	0.0311	
10/9/2012	0.018	
4/15/2013	0.056	
10/15/2013	0.018	
4/22/2014	0.035	
9/30/2014	0.0041	
3/30/2015	0.036	
10/13/2015	0.0048	
3/23/2016	0.0271	
5/20/2016	0.0206	
7/29/2016	0.0275	
9/23/2016	0.0384	
11/9/2016	0.0266	
1/31/2017	0.0094 (J)	
3/30/2017	0.0262	
6/12/2017	0.0288	
10/2/2017	0.0048 (J)	
3/19/2018	0.037	
9/14/2018	0.0059 (J)	
3/20/2019	0.0072 (J)	
9/12/2019	0.0056 (J)	
3/11/2020	0.035	
9/15/2020	0.019	
3/17/2021	0.025	
8/9/2021	0.024	
2/1/2022	0.026	
8/16/2022	0.021	
2/16/2023	0.029	
7/27/2023	0.02	
2/22/2024		0.021
8/7/2024		0.017
2/27/2025		0.024
9/2/2025		0.022

Mann-Whitney (Wilcoxon Rank Sum)

Constituent: Barium (mg/L) Analysis Run 4/27/2026 2:27 PM View: Appendix I Mann-Whitney

Plant Bowen Client: Southern Company Data: Bowen 1, 2, 9, & 10

	GWA-2R	GWA-2R
8/23/2007	0.0098	
10/24/2007	0.015	
11/18/2007	0.011	
1/31/2008	0.13 (O)	
3/10/2008	0.0078	
5/13/2008	0.0077	
12/4/2008	0.0089	
4/21/2009	0.013	
10/8/2009	0.008	
4/21/2010	0.01	
9/28/2010	0.0036	
4/12/2011	0.0084	
10/4/2011	0.0066	
4/3/2012	0.0625 (O)	
10/9/2012	0.01	
4/11/2013	0.021	
10/16/2013	0.033	
4/10/2014	0.021	
9/30/2014	0.0062	
3/30/2015	0.011	
10/13/2015	0.0065	
3/23/2016	0.0206	
5/19/2016	0.0109	
7/29/2016	0.007 (J)	
9/22/2016	0.0071 (J)	
11/10/2016	0.0052 (J)	
1/31/2017	0.0076 (J)	
4/3/2017	0.007 (J)	
6/9/2017	0.0074 (J)	
10/2/2017	0.0085 (J)	
3/16/2018	0.015	
9/14/2018	0.0095 (J)	
3/19/2019	0.024	
9/13/2019	0.012	
3/11/2020	0.027	
9/15/2020	0.013	
3/16/2021	0.013	
8/9/2021	0.029	
2/1/2022	0.024	
8/16/2022	0.027	
2/16/2023	0.028	
7/27/2023	0.024	
2/26/2024		0.021
8/6/2024		0.015
2/27/2025		0.028
9/2/2025		0.014

Mann-Whitney (Wilcoxon Rank Sum)

Constituent: Barium (mg/L) Analysis Run 4/27/2026 2:27 PM View: Appendix I Mann-Whitney

Plant Bowen Client: Southern Company Data: Bowen 1, 2, 9, & 10

	GWA-3A	GWA-3A
8/23/2007	0.015 (O)	
11/2/2007	0.017 (O)	
11/18/2007	0.019 (O)	
1/31/2008	0.011 (O)	
3/11/2008	0.016 (O)	
5/14/2008	0.013 (O)	
12/5/2008	0.021 (O)	
4/15/2009	0.012 (O)	
10/8/2009	0.011 (O)	
4/28/2010	0.0081	
10/6/2010	0.0083	
4/21/2011	0.0053	
10/13/2011	0.0071	
5/1/2012	0.0067	
10/9/2012	0.0055	
4/11/2013	0.0061	
10/16/2013	0.0062	
4/23/2014	0.0047	
10/4/2014	0.0055	
3/31/2015	0.0076	
10/12/2015	0.0049	
3/23/2016	0.00742 (J)	
5/23/2016	0.00532 (J)	
7/29/2016	0.0053 (J)	
9/22/2016	0.0058 (J)	
11/10/2016	0.0051 (J)	
1/31/2017	0.0054 (J)	
3/30/2017	0.0049 (J)	
6/12/2017	0.005 (J)	
10/4/2017	0.0047 (J)	
3/19/2018	0.0047 (J)	
9/17/2018	0.0041 (J)	
3/20/2019	0.0042 (J)	
9/13/2019	0.0042 (J)	
3/11/2020	0.0041 (J)	
3/29/2021	0.0073	
8/9/2021	0.0073	
2/2/2022	0.0064	
8/16/2022	0.0067	
2/17/2023	0.0065	
8/1/2023	0.0074	
2/22/2024		0.0074
8/8/2024		0.0068
2/26/2025		0.0075
9/2/2025		0.0078

Mann-Whitney (Wilcoxon Rank Sum)

Constituent: Barium (mg/L) Analysis Run 4/27/2026 2:27 PM View: Appendix I Mann-Whitney

Plant Bowen Client: Southern Company Data: Bowen 1, 2, 9, & 10

	GWA-4RZ	GWA-4RZ
5/20/2009	0.025	
10/19/2009	0.019	
4/27/2010	0.015	
10/4/2010	0.022	
4/14/2011	0.01	
10/5/2011	0.012	
4/11/2012	0.0113	
10/2/2012	0.017	
4/11/2013	0.019	
10/21/2013	0.011	
4/23/2014	0.0098	
10/4/2014	0.021	
3/31/2015	0.012	
10/11/2015	0.012	
2/22/2017	0.0273	
4/7/2017	0.024	
6/14/2017	0.027	
7/12/2017	0.027	
7/20/2017	0.0304	
7/28/2017	0.0269	
8/9/2017	0.0254	
8/24/2017	0.0285	
10/3/2017	0.0294	
3/21/2018	0.03	
9/18/2018	0.032	
3/21/2019	0.04	
9/13/2019	0.034	
3/12/2020	0.053	
9/17/2020	0.036	
3/16/2021	0.042	
8/10/2021	0.045	
2/3/2022	0.063	
8/17/2022	0.034	
2/17/2023	0.043	
7/28/2023	0.043	
2/27/2024		0.046
8/8/2024		0.053
2/28/2025		0.043
9/3/2025		0.038

Mann-Whitney (Wilcoxon Rank Sum)

Constituent: Barium (mg/L) Analysis Run 4/27/2026 2:27 PM View: Appendix I Mann-Whitney

Plant Bowen Client: Southern Company Data: Bowen 1, 2, 9, & 10

	GWA-39RZ	GWA-39RZ
2/21/2017	0.0178	
3/27/2017	0.0162	
6/8/2017	0.0156	
7/17/2017	0.016	
7/27/2017	0.0184	
8/9/2017	0.0162	
9/29/2017	0.0159	
3/16/2018	0.016	
9/14/2018	0.015	
3/14/2019	0.018	
9/11/2019	0.02	
3/9/2020	0.017	
9/16/2020	0.027	
3/16/2021	0.014	
8/6/2021	0.014	
2/2/2022	0.013	
8/16/2022	0.013	
2/14/2023	0.014	
7/25/2023	0.014	
2/19/2024		0.015
8/1/2024		0.014
2/26/2025		0.016
8/28/2025		0.015

Mann-Whitney (Wilcoxon Rank Sum)

Constituent: Barium (mg/L) Analysis Run 4/27/2026 2:27 PM View: Appendix I Mann-Whitney

Plant Bowen Client: Southern Company Data: Bowen 1, 2, 9, & 10

	GWA-39Z	GWA-39Z
3/14/2016	0.0234	
5/11/2016	0.00793 (J)	
7/19/2016	0.0045 (J)	
9/15/2016	0.0057 (J)	
11/2/2016	0.0043 (J)	
1/18/2017	0.0085 (J)	
3/28/2017	0.0188	
6/7/2017	0.0273	
9/26/2017	0.0236	
3/14/2018	0.027	
9/12/2018	0.022	
3/15/2019	0.019	
9/9/2019	0.015	
3/9/2020	0.0072 (J)	
9/10/2020	0.0042 (J)	
3/12/2021	0.014	
8/4/2021	0.011	
1/31/2022	0.013	
8/10/2022	0.01	
2/13/2023	0.018	
7/26/2023	0.016	
2/19/2024		0.013
8/1/2024		0.011
2/25/2025		0.019
8/28/2025		0.013

Mann-Whitney (Wilcoxon Rank Sum)

Constituent: Barium (mg/L) Analysis Run 4/27/2026 2:27 PM View: Appendix I Mann-Whitney

Plant Bowen Client: Southern Company Data: Bowen 1, 2, 9, & 10

	GWA-40	GWA-40
3/15/2016	0.0101	
5/11/2016	0.00992 (J)	
7/21/2016	0.009 (J)	
9/15/2016	0.0109	
11/3/2016	0.0115	
1/17/2017	0.0101	
3/24/2017	0.0086 (J)	
5/24/2017	0.0087 (J)	
9/26/2017	0.0075 (J)	
3/14/2018	0.0064 (J)	
9/12/2018	0.0075 (J)	
3/13/2019	0.0076 (J)	
9/9/2019	0.0078 (J)	
3/9/2020	0.0088 (J)	
9/11/2020	0.0079 (J)	
3/10/2021	0.0083	
8/4/2021	0.008	
1/31/2022	0.0081	
8/12/2022	0.0076	
2/13/2023	0.0075	
7/26/2023	0.0081	
2/19/2024		0.0083
8/1/2024		0.0073
2/25/2025		0.0083
8/27/2025		0.0073

Mann-Whitney (Wilcoxon Rank Sum)

Constituent: Barium (mg/L) Analysis Run 4/27/2026 2:27 PM View: Appendix I Mann-Whitney

Plant Bowen Client: Southern Company Data: Bowen 1, 2, 9, & 10

	GWA-41	GWA-41
3/15/2016	0.0291	
5/12/2016	0.0322	
7/20/2016	0.0313	
9/15/2016	0.0217	
11/3/2016	0.0272	
1/18/2017	0.0286	
3/24/2017	0.0307	
6/6/2017	0.0242	
9/25/2017	0.0252	
3/14/2018	0.021	
9/12/2018	0.025	
3/14/2019	0.028	
9/10/2019	0.018	
3/6/2020	0.022	
9/10/2020	0.024	
3/11/2021	0.024	
8/4/2021	0.021	
1/31/2022	0.022	
8/11/2022	0.022	
2/13/2023	0.029	
7/25/2023	0.018	
2/19/2024		0.017
8/1/2024		0.014
2/25/2025		0.019
8/28/2025		0.015

Mann-Whitney (Wilcoxon Rank Sum)

Constituent: Barium (mg/L) Analysis Run 4/27/2026 2:27 PM View: Appendix I Mann-Whitney

Plant Bowen Client: Southern Company Data: Bowen 1, 2, 9, & 10

	GWA-41R	GWA-41R
3/15/2016	0.0462	
5/13/2016	0.0265	
7/21/2016	0.0243	
9/21/2016	0.0145	
11/3/2016	0.0082 (J)	
1/17/2017	0.007 (J)	
3/27/2017	0.016	
6/6/2017	0.0301	
9/25/2017	0.0169	
3/14/2018	0.036	
9/12/2018	0.021	
3/14/2019	0.04	
9/10/2019	0.031	
3/9/2020	0.031	
9/10/2020	0.031	
3/10/2021	0.023	
8/4/2021	0.021	
1/31/2022	0.031	
8/11/2022	0.019	
2/13/2023	0.028	
7/25/2023	0.023	
2/19/2024		0.027
8/1/2024		0.044
2/25/2025		0.037
8/27/2025		0.025

Mann-Whitney (Wilcoxon Rank Sum)

Constituent: Barium (mg/L) Analysis Run 4/27/2026 2:27 PM View: Appendix I Mann-Whitney

Plant Bowen Client: Southern Company Data: Bowen 1, 2, 9, & 10

	GWA-42	GWA-42
3/11/2016	0.00639 (J)	
5/16/2016	0.00622 (J)	
7/22/2016	0.0062 (J)	
9/19/2016	0.0064 (J)	
11/3/2016	0.0058 (J)	
1/17/2017	0.0061 (J)	
3/27/2017	0.0063 (J)	
6/7/2017	0.0064 (J)	
9/26/2017	0.006 (J)	
3/14/2018	0.0065 (J)	
9/14/2018	0.0065 (J)	
3/14/2019	0.0066 (J)	
9/10/2019	0.0068 (J)	
3/6/2020	0.0066 (J)	
9/10/2020	0.0059 (J)	
3/11/2021	0.0061	
8/4/2021	0.0061	
1/31/2022	0.0063	
8/10/2022	0.0063	
2/13/2023	0.0061	
7/26/2023	0.0064	
2/20/2024		0.007
8/1/2024		0.0063
2/25/2025		0.0071
8/28/2025		0.0065

Mann-Whitney (Wilcoxon Rank Sum)

Constituent: Barium (mg/L) Analysis Run 4/27/2026 2:27 PM View: Appendix I Mann-Whitney

Plant Bowen Client: Southern Company Data: Bowen 1, 2, 9, & 10

	GWA-43	GWA-43
3/11/2016	0.0116	
5/13/2016	0.0361	
7/19/2016	0.036	
9/16/2016	0.0259	
11/2/2016	0.037	
1/18/2017	0.0248	
3/28/2017	0.0222	
6/6/2017	0.02	
9/22/2017	0.0179	
3/14/2018	0.016	
9/12/2018	0.017	
3/13/2019	0.014	
9/11/2019	0.015	
3/9/2020	0.012	
9/11/2020	0.024	
3/11/2021	0.0096	
8/6/2021	0.015	
1/31/2022	0.014	
8/11/2022	0.016	
2/14/2023	0.011	
7/25/2023	0.012	
2/20/2024		0.011
8/2/2024		0.0099
2/25/2025		0.01
8/28/2025		0.012

Mann-Whitney (Wilcoxon Rank Sum)

Constituent: Barium (mg/L) Analysis Run 4/27/2026 2:27 PM View: Appendix I Mann-Whitney

Plant Bowen Client: Southern Company Data: Bowen 1, 2, 9, & 10

	GWA-43R	GWA-43R
3/11/2016	0.00819 (J)	
5/13/2016	0.00756 (J)	
7/19/2016	0.0079 (J)	
9/16/2016	0.0078 (J)	
11/2/2016	0.0082 (J)	
1/18/2017	0.0085 (J)	
3/28/2017	0.0084 (J)	
6/6/2017	0.0078 (J)	
9/22/2017	0.0076 (J)	
3/15/2018	0.0092 (J)	
9/12/2018	0.008 (J)	
3/13/2019	0.0077 (J)	
9/11/2019	0.0079 (J)	
3/9/2020	0.0069 (J)	
9/14/2020	0.0075 (J)	
3/11/2021	0.0069	
8/5/2021	0.0069	
1/31/2022	0.0076	
8/10/2022	0.0066	
2/13/2023	0.0064	
7/25/2023	0.0073	
2/20/2024		0.0074
8/2/2024		0.0072
2/25/2025		0.0074
8/28/2025		0.0072

Mann-Whitney (Wilcoxon Rank Sum)

Constituent: Barium (mg/L) Analysis Run 4/27/2026 2:27 PM View: Appendix I Mann-Whitney

Plant Bowen Client: Southern Company Data: Bowen 1, 2, 9, & 10

	GWA-50	GWA-50
12/12/2008	0.098 (O)	
4/23/2009	0.013	
10/6/2009	0.011	
4/27/2010	0.016	
9/30/2010	0.013	
4/14/2011	0.011	
10/5/2011	0.015	
4/11/2012	0.0102	
10/2/2012	0.0091	
4/9/2013	0.01	
10/15/2013	0.0098	
4/10/2014	0.011	
10/1/2014	0.0033	
3/30/2015	0.0043	
10/11/2015	0.0038	
3/28/2016	0.0133	
5/23/2016	0.0109	
8/1/2016	0.0058 (J)	
9/26/2016	0.0092 (J)	
11/10/2016	0.0083 (J)	
1/30/2017	0.0117	
4/7/2017	0.0109	
6/12/2017	0.0094 (J)	
10/2/2017	0.0122	
3/16/2018	0.0084 (J)	
9/17/2018	0.01	
3/19/2019	0.012	
9/13/2019	0.0088 (J)	
3/11/2020	0.0077 (J)	
9/16/2020	0.0081 (J)	
3/17/2021	0.0074	
8/9/2021	0.0071	
2/1/2022	0.0065	
8/16/2022	0.0072	
2/16/2023	0.0067	
7/28/2023	0.0075	
2/22/2024		0.0073
8/8/2024		0.0073
2/27/2025		0.0074
9/2/2025		0.0075

Mann-Whitney (Wilcoxon Rank Sum)

Constituent: Barium (mg/L) Analysis Run 4/27/2026 2:27 PM View: Appendix I Mann-Whitney

Plant Bowen Client: Southern Company Data: Bowen 1, 2, 9, & 10

	GWA-50R	GWA-50R
12/12/2008	0.016	
4/23/2009	0.14 (O)	
10/6/2009	0.12 (O)	
5/3/2010	0.12 (O)	
10/11/2010	0.019	
4/27/2011	0.02	
10/19/2011	0.014	
5/1/2012	0.013	
10/2/2012	0.015	
4/10/2013	0.016	
10/16/2013	0.017	
4/22/2014	0.017	
10/1/2014	0.013	
3/30/2015	0.014	
10/11/2015	0.0093	
3/28/2016	0.0155	
5/25/2016	0.0143	
8/1/2016	0.0129	
9/26/2016	0.0177	
11/11/2016	0.0117	
1/30/2017	0.0113	
4/3/2017	0.0166	
6/12/2017	0.017	
10/2/2017	0.0157	
3/16/2018	0.012	
9/18/2018	0.0099 (J)	
3/19/2019	0.013	
9/12/2019	0.011	
3/11/2020	0.0095 (J)	
9/15/2020	0.0089 (J)	
3/17/2021	0.012	
8/9/2021	0.0089	
2/2/2022	0.009	
8/17/2022	0.0091	
2/16/2023	0.0081	
7/28/2023	0.0079	
2/22/2024		0.008
8/8/2024		0.0079
2/28/2025		0.0081
9/2/2025		0.008

Mann-Whitney (Wilcoxon Rank Sum)

Constituent: Barium (mg/L) Analysis Run 4/27/2026 2:27 PM View: Appendix I Mann-Whitney

Plant Bowen Client: Southern Company Data: Bowen 1, 2, 9, & 10

	GWC-5	GWC-5
8/23/2007	0.017	
10/25/2007	0.023	
11/19/2007	0.024	
1/23/2008	0.028	
3/11/2008	0.022	
5/12/2008	0.021	
12/11/2008	0.022	
4/15/2009	0.13 (O)	
10/9/2009	0.026	
5/4/2010	0.018	
10/12/2010	0.019	
4/28/2011	0.015	
10/19/2011	0.016	
5/2/2012	0.0191	
10/9/2012	0.019	
4/11/2013	0.013	
10/16/2013	0.017	
4/23/2014	0.015	
10/3/2014	0.02	
3/31/2015	0.014	
10/12/2015	0.017	
3/28/2016	0.0173	
5/25/2016	0.0175	
8/1/2016	0.0145	
9/27/2016	0.0139	
11/11/2016	0.0135	
1/31/2017	0.0153	
4/3/2017	0.0135	
6/12/2017	0.0154	
10/3/2017	0.0138	
3/19/2018	0.013	
9/17/2018	0.014	
3/20/2019	0.018	
9/16/2019	0.022	
3/16/2020	0.024	
9/16/2020	0.013	
3/17/2021	0.014	
8/9/2021	0.012	
2/2/2022	0.012	
8/16/2022	0.013	
2/20/2023	0.012	
7/28/2023	0.012	
2/26/2024		0.012
8/8/2024		0.012
2/27/2025		0.013
9/3/2025		0.012

Mann-Whitney (Wilcoxon Rank Sum)

Constituent: Barium (mg/L) Analysis Run 4/27/2026 2:27 PM View: Appendix I Mann-Whitney

Plant Bowen Client: Southern Company Data: Bowen 1, 2, 9, & 10

	GWC-6	GWC-6
8/22/2007	0.023	
10/25/2007	0.018	
11/20/2007	0.1 (O)	
1/23/2008	0.031	
3/11/2008	0.016	
5/14/2008	0.024	
12/11/2008	0.022	
4/23/2009	0.012	
10/9/2009	0.11 (O)	
5/4/2010	0.096 (O)	
10/11/2010	0.018	
4/26/2011	0.01	
10/18/2011	0.012	
5/2/2012	0.0119	
10/8/2012	0.01	
4/10/2013	0.013	
10/8/2013	0.014	
4/14/2014	0.01	
10/3/2014	0.014	
4/1/2015	0.013	
10/9/2015	0.008	
3/29/2016	0.00738 (J)	
5/24/2016	0.00902 (J)	
8/1/2016	0.0091 (J)	
9/26/2016	0.0124	
11/18/2016	0.0117	
2/1/2017	0.0086 (J)	
4/6/2017	0.0083 (J)	
6/13/2017	0.0074 (J)	
10/3/2017	0.0084 (J)	
3/19/2018	0.0079 (J)	
9/17/2018	0.0065 (J)	
3/21/2019	0.0074 (J)	
9/16/2019	0.0075 (J)	
3/12/2020	0.0075 (J)	
9/16/2020	0.0074 (J)	
3/17/2021	0.0075	
8/10/2021	0.0074	
2/2/2022	0.0064	
8/17/2022	0.0065	
2/17/2023	0.0067	
7/31/2023	0.0067	
2/26/2024		0.006
8/8/2024		0.0064
2/27/2025		0.0066
9/3/2025		0.0065

Mann-Whitney (Wilcoxon Rank Sum)

Constituent: Barium (mg/L) Analysis Run 4/27/2026 2:27 PM View: Appendix I Mann-Whitney

Plant Bowen Client: Southern Company Data: Bowen 1, 2, 9, & 10

	GWC-6RZ	GWC-6RZ
5/26/2015	0.016	
6/18/2015	0.015	
7/2/2015	0.014	
10/9/2015	0.012	
3/29/2016	0.00786 (J)	
5/24/2016	0.00847 (J)	
8/1/2016	0.0086 (J)	
9/26/2016	0.0086 (J)	
11/14/2016	0.0083 (J)	
2/1/2017	0.0096 (J)	
4/6/2017	0.0087 (J)	
6/13/2017	0.0088 (J)	
10/3/2017	0.0098 (J)	
3/20/2018	0.0088 (J)	
9/17/2018	0.0082 (J)	
3/21/2019	0.0075 (J)	
9/16/2019	0.0072 (J)	
3/12/2020	0.0072 (J)	
9/16/2020	0.0066 (J)	
3/17/2021	0.0072	
8/10/2021	0.0072	
2/2/2022	0.0066	
8/17/2022	0.0068	
2/17/2023	0.0067	
7/28/2023	0.0062	
2/26/2024		0.0067
8/8/2024		0.0058
2/27/2025		0.0068
9/2/2025		0.0062

Mann-Whitney (Wilcoxon Rank Sum)

Constituent: Barium (mg/L) Analysis Run 4/27/2026 2:27 PM View: Appendix I Mann-Whitney
Plant Bowen Client: Southern Company Data: Bowen 1, 2, 9, & 10

	GWC-7Z	GWC-7Z
8/22/2007	0.01	
10/25/2007	0.02	
11/20/2007	0.1 (o)	
1/16/2008	0.017	
3/6/2008	0.012	
5/13/2008	0.014	
12/13/2008	0.11 (o)	
4/15/2009	0.12 (o)	
10/9/2009	0.021	
4/27/2010	0.098 (o)	
10/5/2010	0.016	
4/19/2011	0.012	
10/12/2011	0.014	
4/24/2012	0.0124	
10/3/2012	0.015	
4/9/2013	0.013	
10/8/2013	0.019	
4/10/2014	0.018	
10/2/2014	0.01	
4/2/2015	0.01	
10/10/2015	0.015	
5/31/2016	0.0178	
8/2/2016	0.0394	
9/27/2016	0.032	
11/21/2016	0.0316 (J)	
2/1/2017	0.0264	
4/6/2017	0.0245	
6/13/2017	0.0247	
7/14/2017	0.0245	
10/3/2017	0.0218	
3/20/2018	0.024	
9/18/2018	0.027	
3/21/2019	0.03	
9/13/2019	0.031	
3/12/2020	0.022	
9/16/2020	0.02	
3/17/2021	0.022	
8/10/2021	0.02	
2/2/2022	0.015	
8/17/2022	0.014	
2/20/2023	0.015	
7/31/2023	0.014	
2/26/2024		0.013
8/8/2024		0.011
2/27/2025		0.01
9/3/2025		0.011

Mann-Whitney (Wilcoxon Rank Sum)

Constituent: Barium (mg/L) Analysis Run 4/27/2026 2:27 PM View: Appendix I Mann-Whitney

Plant Bowen Client: Southern Company Data: Bowen 1, 2, 9, & 10

	GWC-8RR	GWC-8RR
8/22/2007	0.018	
10/26/2007	0.03	
11/20/2007	0.033	
1/23/2008	0.04	
3/10/2008	0.035	
5/6/2008	0.04	
12/12/2008	0.17 (o)	
4/23/2009	0.041	
10/8/2009	0.059	
5/4/2010	0.053	
10/7/2010	0.049	
4/26/2011	0.028	
10/18/2011	0.015	
4/30/2012	0.0192	
10/3/2012	0.017	
4/8/2013	0.018	
10/9/2013	0.021	
4/10/2014	0.019	
10/2/2014	0.014	
4/3/2015	0.014	
10/8/2015	0.024	
3/30/2016	0.0163	
5/24/2016	0.0137	
8/2/2016	0.0152	
9/27/2016	0.0147	
11/22/2016	0.0174 (J)	
2/6/2017	0.0144	
4/6/2017	0.0149	
6/14/2017	0.0139	
10/4/2017	0.015	
3/21/2018	0.015	
9/18/2018	0.014	
3/27/2019	0.014	
9/16/2019	0.015	
3/12/2020	0.014	
9/17/2020	0.014	
3/17/2021	0.014	
8/10/2021	0.014	
2/2/2022	0.013	
8/17/2022	0.013	
2/21/2023	0.011	
7/31/2023	0.012	
2/27/2024		0.013
8/12/2024		0.013
3/4/2025		0.013
9/3/2025		0.013

Mann-Whitney (Wilcoxon Rank Sum)

Constituent: Barium (mg/L) Analysis Run 4/27/2026 2:27 PM View: Appendix I Mann-Whitney

Plant Bowen Client: Southern Company Data: Bowen 1, 2, 9, & 10

	GWC-8Z	GWC-8Z
8/22/2007	0.053	
11/1/2007	0.039	
11/20/2007	0.021	
1/23/2008	0.15 (o)	
3/10/2008	0.024	
5/12/2008	0.067	
12/12/2008	0.049	
4/22/2009	0.093	
10/8/2009	0.06	
4/28/2010	0.073	
10/7/2010	0.051	
4/20/2011	0.065	
10/12/2011	0.038	
4/30/2012	0.0292	
10/3/2012	0.019	
4/9/2013	0.052	
10/9/2013	0.071	
4/9/2014	0.035	
10/2/2014	0.031	
4/2/2015	0.025	
5/26/2015	0.06	
6/18/2015	0.047	
7/2/2015	0.04	
10/8/2015	0.032	
3/22/2016	0.0263	
5/25/2016	0.0178	
8/2/2016	0.0265	
9/26/2016	0.0267	
11/21/2016	0.0309 (J)	
2/3/2017	0.0289	
4/7/2017	0.029	
6/13/2017	0.027	
10/3/2017	0.0292	
3/20/2018	0.029	
9/18/2018	0.025	
5/6/2019	0.017	
9/16/2019	0.026	
3/16/2020	0.027	
9/17/2020	0.025	
3/18/2021	0.018	
8/10/2021	0.029	
2/2/2022	0.024	
8/17/2022	0.017	
2/20/2023	0.024	
7/31/2023	0.024	
2/26/2024		0.025
8/12/2024		0.026
2/28/2025		0.023
9/3/2025		0.026

Mann-Whitney (Wilcoxon Rank Sum)

Constituent: Barium (mg/L) Analysis Run 4/27/2026 2:27 PM View: Appendix I Mann-Whitney

Plant Bowen Client: Southern Company Data: Bowen 1, 2, 9, & 10

	GWC-9	GWC-9
8/23/2007	0.043	
11/1/2007	0.032	
11/19/2007	0.049	
1/15/2008	0.12 (O)	
3/6/2008	0.075 (O)	
5/13/2008	0.055	
12/12/2008	0.16 (O)	
4/16/2009	0.15 (O)	
10/13/2009	0.05	
4/21/2010	0.039	
9/29/2010	0.033	
4/13/2011	0.033	
10/5/2011	0.035	
4/4/2012	0.0422	
10/8/2012	0.029	
4/8/2013	0.042	
10/9/2013	0.04	
4/9/2014	0.038	
9/30/2014	0.038	
4/2/2015	0.039	
10/10/2015	0.04	
3/30/2016	0.0412	
5/26/2016	0.0357	
8/5/2016	0.03	
9/28/2016	0.0308	
11/21/2016	0.0356 (J)	
2/6/2017	0.0391	
4/6/2017	0.0402	
6/13/2017	0.0394	
10/3/2017	0.0381	
3/20/2018	0.039	
9/18/2018	0.037	
3/21/2019	0.042	
9/16/2019	0.035	
3/12/2020	0.044	
9/17/2020	0.031	
3/18/2021	0.041	
8/10/2021	0.043	
2/2/2022	0.044	
8/17/2022	0.047	
2/21/2023	0.042	
7/31/2023	0.046	
2/27/2024		0.043
8/12/2024		0.039
2/28/2025		0.05
9/3/2025		0.035

Mann-Whitney (Wilcoxon Rank Sum)

Constituent: Barium (mg/L) Analysis Run 4/27/2026 2:27 PM View: Appendix I Mann-Whitney

Plant Bowen Client: Southern Company Data: Bowen 1, 2, 9, & 10

	GWC-10	GWC-10
8/21/2007	0.021	
11/1/2007	0.017	
11/20/2007	0.1 (O)	
1/30/2008	0.035	
3/6/2008	0.042	
5/12/2008	0.0087	
12/13/2008	0.12 (O)	
4/29/2009	0.11 (O)	
10/20/2009	0.016	
4/26/2010	0.016	
9/29/2010	0.016	
4/13/2011	0.012	
10/5/2011	0.014	
4/4/2012	0.017	
10/3/2012	0.015	
4/3/2013	0.018	
10/15/2013	0.018	
4/9/2014	0.019	
10/2/2014	0.016	
4/2/2015	0.017	
10/10/2015	0.014	
3/31/2016	0.0179	
5/26/2016	0.0186	
8/5/2016	0.0138	
9/28/2016	0.0153	
11/22/2016	0.0184 (J)	
2/7/2017	0.0215	
4/10/2017	0.0247	
6/14/2017	0.0227	
10/4/2017	0.0172	
3/20/2018	0.021	
9/18/2018	0.02	
3/22/2019	0.024	
9/17/2019	0.016	
3/12/2020	0.026	
9/17/2020	0.013	
3/18/2021	0.025	
8/10/2021	0.023	
2/4/2022	0.022	
8/17/2022	0.016	
2/20/2023	0.02	
7/31/2023	0.015	
2/27/2024		0.024
8/12/2024		0.014
2/28/2025		0.024
9/3/2025		0.015

Mann-Whitney (Wilcoxon Rank Sum)

Constituent: Barium (mg/L) Analysis Run 4/27/2026 2:27 PM View: Appendix I Mann-Whitney

Plant Bowen Client: Southern Company Data: Bowen 1, 2, 9, & 10

	GWC-10R	GWC-10R
8/21/2007	0.027	
11/1/2007	0.024	
11/20/2007	0.022	
1/30/2008	0.033	
3/6/2008	0.019	
5/8/2008	0.017	
12/14/2008	0.02	
4/29/2009	0.017	
10/21/2009	0.021	
4/21/2010	0.019	
9/28/2010	0.018	
4/12/2011	0.017	
10/4/2011	0.022	
4/3/2012	0.0212	
10/8/2012	0.019	
4/3/2013	0.021	
10/15/2013	0.022	
4/9/2014	0.02	
10/2/2014	0.023	
4/2/2015	0.022	
10/12/2015	0.028	
3/31/2016	0.0273	
5/26/2016	0.0305	
8/3/2016	0.0284	
9/28/2016	0.036	
11/22/2016	0.0341 (J)	
2/7/2017	0.0309	
4/10/2017	0.0235	
6/14/2017	0.0258	
10/4/2017	0.0234	
3/21/2018	0.022	
9/18/2018	0.03	
3/22/2019	0.022	
9/17/2019	0.03	
3/12/2020	0.028	
9/17/2020	0.022	
3/18/2021	0.027	
8/11/2021	0.027	
2/4/2022	0.028	
8/18/2022	0.025	
2/20/2023	0.024	
7/31/2023	0.024	
2/27/2024		0.028
8/12/2024		0.029
3/3/2025		0.025
9/3/2025		0.026

Mann-Whitney (Wilcoxon Rank Sum)

Constituent: Barium (mg/L) Analysis Run 4/27/2026 2:27 PM View: Appendix I Mann-Whitney

Plant Bowen Client: Southern Company Data: Bowen 1, 2, 9, & 10

	GWC-11	GWC-11
8/21/2007	0.034	
11/1/2007	0.036	
11/18/2007	0.036	
1/30/2008	0.031	
3/5/2008	0.018	
5/7/2008	0.015	
12/14/2008	0.12 (O)	
4/29/2009	0.0079	
10/22/2009	0.007	
4/21/2010	0.0074	
9/28/2010	0.0068	
4/12/2011	0.0089	
10/4/2011	0.012	
4/3/2012	0.0169	
10/3/2012	0.03	
4/3/2013	0.008	
10/9/2013	0.0093	
4/2/2014	0.031	
10/2/2014	0.035	
4/1/2015	0.013	
10/11/2015	0.0079	
4/4/2016	0.0119	
5/26/2016	0.0127	
8/3/2016	0.0121	
9/28/2016	0.0112	
11/22/2016	0.0155 (J)	
2/8/2017	0.0115	
4/10/2017	0.0117	
6/15/2017	0.0112	
10/4/2017	0.0093 (J)	
3/21/2018	0.012	
9/18/2018	0.011	
3/23/2019	0.0081 (J)	
9/17/2019	0.011	
3/12/2020	0.0086 (J)	
9/21/2020	0.0093 (J)	
3/19/2021	0.011	
8/11/2021	0.0086	
2/4/2022	0.01	
8/18/2022	0.0078	
2/20/2023	0.0071	
8/1/2023	0.0096	
2/28/2024		0.01
8/13/2024		0.0068
3/4/2025		0.01
9/3/2025		0.009

Mann-Whitney (Wilcoxon Rank Sum)

Constituent: Barium (mg/L) Analysis Run 4/27/2026 2:27 PM View: Appendix I Mann-Whitney

Plant Bowen Client: Southern Company Data: Bowen 1, 2, 9, & 10

	GWC-11R	GWC-11R
8/21/2007	0.01	
11/1/2007	0.012	
11/18/2007	0.011	
1/30/2008	0.013	
3/6/2008	0.017	
5/7/2008	0.0066	
12/14/2008	0.013	
4/29/2009	0.0098	
10/22/2009	0.013	
4/21/2010	0.0069	
9/29/2010	0.0049	
4/13/2011	0.0074	
10/4/2011	0.0062	
4/4/2012	0.0091	
10/3/2012	0.0089	
4/3/2013	0.012	
10/9/2013	0.0079	
4/2/2014	0.0086	
10/2/2014	0.01	
4/1/2015	0.019	
10/11/2015	0.014	
4/4/2016	0.0176	
5/26/2016	0.0195	
8/4/2016	0.0151	
9/28/2016	0.0132	
11/22/2016	0.0186 (J)	
2/8/2017	0.015	
4/10/2017	0.0172	
6/15/2017	0.0167	
10/4/2017	0.0156	
3/22/2018	0.017	
9/18/2018	0.017	
3/23/2019	0.019	
9/17/2019	0.018	
3/12/2020	0.021	
9/21/2020	0.016	
3/19/2021	0.021	
8/11/2021	0.021	
2/4/2022	0.021	
8/18/2022	0.019	
2/20/2023	0.02	
8/1/2023	0.018	
2/28/2024		0.02
8/12/2024		0.019
3/3/2025		0.021
9/3/2025		0.018

Mann-Whitney (Wilcoxon Rank Sum)

Constituent: Barium (mg/L) Analysis Run 4/27/2026 2:27 PM View: Appendix I Mann-Whitney

Plant Bowen Client: Southern Company Data: Bowen 1, 2, 9, & 10

	GWC-12	GWC-12
8/21/2007	0.023	
11/1/2007	0.034	
11/19/2007	0.043	
1/16/2008	0.13 (O)	
3/5/2008	0.07 (O)	
5/13/2008	0.039	
12/13/2008	0.13 (O)	
4/16/2009	0.13 (O)	
10/21/2009	0.033	
4/27/2010	0.11 (O)	
10/5/2010	0.027	
4/19/2011	0.025	
10/12/2011	0.025	
4/24/2012	0.027	
10/2/2012	0.013	
4/2/2013	0.031	
10/9/2013	0.025	
4/1/2014	0.023	
10/2/2014	0.025	
4/1/2015	0.025	
10/14/2015	0.027	
4/4/2016	0.0285	
5/27/2016	0.0257	
8/3/2016	0.0237	
9/30/2016	0.0279	
11/22/2016	0.0286 (J)	
2/13/2017	0.0313	
4/11/2017	0.0254	
6/14/2017	0.0241	
10/4/2017	0.0256	
3/22/2018	0.024	
9/18/2018	0.025	
3/23/2019	0.024	
9/17/2019	0.025	
3/12/2020	0.023	
9/21/2020	0.023	
3/19/2021	0.024	
8/11/2021	0.025	
2/2/2022	0.023	
8/18/2022	0.022	
2/21/2023	0.023	
8/1/2023	0.022	
2/27/2024		0.023
8/12/2024		0.024
3/4/2025		0.023
9/3/2025		0.024

Mann-Whitney (Wilcoxon Rank Sum)

Constituent: Barium (mg/L) Analysis Run 4/27/2026 2:27 PM View: Appendix I Mann-Whitney

Plant Bowen Client: Southern Company Data: Bowen 1, 2, 9, & 10

	GWC-13	GWC-13
8/21/2007	0.065	
11/1/2007	0.019	
11/19/2007	0.015	
1/31/2008	0.022	
3/5/2008	0.012	
5/12/2008	0.014	
12/13/2008	0.11 (O)	
4/28/2009	0.12 (O)	
10/21/2009	0.023	
4/28/2010	0.019	
10/5/2010	0.018	
4/19/2011	0.019	
10/18/2011	0.025	
4/25/2012	0.024	
10/2/2012	0.019	
4/2/2013	0.021	
10/8/2013	0.027	
4/1/2014	0.023	
10/1/2014	0.014	
4/1/2015	0.027	
10/15/2015	0.033	
4/4/2016	0.027	
5/31/2016	0.0283	
8/4/2016	0.0358	
9/29/2016	0.0437	
11/28/2016	0.0419 (J)	
2/9/2017	0.0472	
4/12/2017	0.0383	
6/16/2017	0.0457	
10/9/2017	0.0406	
3/21/2018	0.032	
9/19/2018	0.034	
3/23/2019	0.023	
9/18/2019	0.033	
3/13/2020	0.023	
9/22/2020	0.027	
3/18/2021	0.023	
8/11/2021	0.025	
2/17/2022	0.02	
8/18/2022	0.021	
2/22/2023	0.022	
8/1/2023	0.026	
2/27/2024		0.025
8/12/2024		0.026
3/3/2025		0.025
9/3/2025		0.028

Mann-Whitney (Wilcoxon Rank Sum)

Constituent: Barium (mg/L) Analysis Run 4/27/2026 2:27 PM View: Appendix I Mann-Whitney

Plant Bowen Client: Southern Company Data: Bowen 1, 2, 9, & 10

	GWC-13RZ	GWC-13RZ
8/21/2007	0.0095	
11/1/2007	0.02	
11/19/2007	0.023	
1/31/2008	0.028	
3/5/2008	0.022	
5/7/2008	0.019	
12/12/2008	0.19 (O)	
4/29/2009	0.14 (O)	
10/21/2009	0.034	
4/28/2010	0.11 (O)	
10/6/2010	0.018	
4/20/2011	0.015	
10/12/2011	0.019	
4/25/2012	0.0158	
10/2/2012	0.036	
4/2/2013	0.039	
10/8/2013	0.016	
4/1/2014	0.017	
10/1/2014	0.018	
3/31/2015	0.021	
10/14/2015	0.013	
4/4/2016	0.0222	
6/1/2016	0.0283	
2/22/2017	0.0561	
4/11/2017	0.0748	
6/16/2017	0.0661	
7/12/2017	0.0932	
7/28/2017	0.0808	
8/10/2017	0.0743	
10/6/2017	0.0699	
12/28/2017	0.082	
3/23/2018	0.086	
9/20/2018	0.093	
3/22/2019	0.086	
9/19/2019	0.097	
3/17/2020	0.097	
9/22/2020	0.095	
3/19/2021	0.086	
8/12/2021	0.094	
2/4/2022	0.11	
8/19/2022	0.1	
2/22/2023	0.099	
8/2/2023	0.092	
2/28/2024		0.097
8/13/2024		0.087
3/4/2025		0.095
9/4/2025		0.095

Mann-Whitney (Wilcoxon Rank Sum)

Constituent: Barium (mg/L) Analysis Run 4/27/2026 2:27 PM View: Appendix I Mann-Whitney

Plant Bowen Client: Southern Company Data: Bowen 1, 2, 9, & 10

	GWC-14Z	GWC-14Z
8/24/2007	0.0089	
11/2/2007	0.0091	
11/17/2007	0.021	
1/15/2008	0.013	
3/5/2008	0.11 (O)	
5/7/2008	0.01	
12/2/2008	0.12 (O)	
4/16/2009	0.13 (O)	
10/20/2009	0.05	
4/20/2010	0.019	
9/29/2010	0.017	
4/12/2011	0.014	
10/4/2011	0.017	
4/4/2012	0.0182	
10/10/2012	0.048	
4/15/2013	0.03	
10/22/2013	0.033	
4/21/2014	0.033	
9/30/2014	0.027	
4/3/2015	0.13 (O)	
10/7/2015	0.047	
4/5/2016	0.0279	
6/1/2016	0.0249	
8/9/2016	0.0268	
11/28/2016	0.0119 (J)	
2/9/2017	0.0119	
4/11/2017	0.0112	
6/14/2017	0.0096 (J)	
7/12/2017	0.0105	
10/5/2017	0.0099 (J)	
3/22/2018	0.011	
9/19/2018	0.013	
3/22/2019	0.014	
9/17/2019	0.015	
3/13/2020	0.017	
9/21/2020	0.013	
3/18/2021	0.014	
8/11/2021	0.016	
2/4/2022	0.014	
8/18/2022	0.014	
2/22/2023	0.014	
8/1/2023	0.013	
2/28/2024		0.012
8/13/2024		0.013
3/3/2025		0.014
9/4/2025		0.013

Mann-Whitney (Wilcoxon Rank Sum)

Constituent: Barium (mg/L) Analysis Run 4/27/2026 2:27 PM View: Appendix I Mann-Whitney

Plant Bowen Client: Southern Company Data: Bowen 1, 2, 9, & 10

	GWC-15R	GWC-15R
8/23/2007	0.015	
11/2/2007	0.024	
11/17/2007	0.027	
1/15/2008	0.022	
3/6/2008	0.021	
5/7/2008	0.023	
12/2/2008	0.024	
4/28/2009	0.031	
10/19/2009	0.027	
4/27/2010	0.051 (O)	
10/4/2010	0.028	
4/18/2011	0.026	
10/12/2011	0.026	
4/23/2012	0.0224	
10/10/2012	0.024	
4/15/2013	0.029	
10/22/2013	0.022	
4/21/2014	0.025	
9/30/2014	0.022	
4/3/2015	0.022	
10/7/2015	0.023	
4/5/2016	0.0308	
5/31/2016	0.0255	
8/4/2016	0.0227	
9/29/2016	0.0258	
11/23/2016	0.0263 (J)	
2/10/2017	0.025	
4/12/2017	0.026	
6/15/2017	0.0244	
10/6/2017	0.0254	
3/23/2018	0.021	
9/19/2018	0.02	
3/25/2019	0.021	
9/17/2019	0.023	
3/13/2020	0.02	
9/21/2020	0.021	
3/18/2021	0.02	
8/11/2021	0.019	
2/4/2022	0.017	
8/19/2022	0.016	
2/22/2023	0.016	
8/2/2023	0.015	
2/28/2024		0.014
8/13/2024		0.012
3/3/2025		0.013
9/4/2025		0.013

Mann-Whitney (Wilcoxon Rank Sum)

Constituent: Barium (mg/L) Analysis Run 4/27/2026 2:27 PM View: Appendix I Mann-Whitney

Plant Bowen Client: Southern Company Data: Bowen 1, 2, 9, & 10

	GWC-15Z	GWC-15Z
8/24/2007	0.017	
11/2/2007	0.011	
11/18/2007	0.012	
1/15/2008	0.088 (O)	
3/10/2008	0.0077	
5/13/2008	0.0055	
12/2/2008	0.0097	
4/28/2009	0.0042	
10/20/2009	0.0056	
4/27/2010	0.0039	
10/5/2010	0.0047	
4/19/2011	0.0071	
10/12/2011	0.0098	
4/25/2012	0.0088	
10/10/2012	0.0093	
4/16/2013	0.0098	
10/22/2013	0.0097	
4/21/2014	0.008	
9/30/2014	0.0074	
4/3/2015	0.0076	
10/6/2015	0.0088	
4/5/2016	0.00971 (J)	
5/31/2016	0.00589 (J)	
11/23/2016	0.0123 (J)	
2/10/2017	0.0233	
4/11/2017	0.0162	
6/15/2017	0.0148	
7/12/2017	0.0166	
7/26/2017	0.0146	
10/6/2017	0.015	
3/23/2018	0.013	
9/19/2018	0.015	
3/22/2019	0.014	
9/17/2019	0.014	
3/13/2020	0.014	
9/21/2020	0.013	
3/18/2021	0.012	
8/11/2021	0.013	
2/7/2022	0.012	
8/19/2022	0.011	
2/22/2023	0.01	
8/1/2023	0.011	
2/28/2024		0.01
8/13/2024		0.01
3/3/2025		0.011
9/4/2025		0.011

Mann-Whitney (Wilcoxon Rank Sum)

Constituent: Barium (mg/L) Analysis Run 4/27/2026 2:27 PM View: Appendix I Mann-Whitney

Plant Bowen Client: Southern Company Data: Bowen 1, 2, 9, & 10

	GWC-44	GWC-44
3/16/2016	0.0545	
5/16/2016	0.0418	
7/25/2016	0.0179	
9/19/2016	0.0152	
11/3/2016	0.0127	
1/19/2017	0.0172	
3/28/2017	0.0437	
6/5/2017	0.0747	
9/26/2017	0.0338	
3/15/2018	0.059	
9/12/2018	0.032	
3/14/2019	0.077	
9/11/2019	0.036	
3/10/2020	0.059	
9/15/2020	0.035	
3/11/2021	0.046	
8/4/2021	0.047	
1/31/2022	0.047	
8/15/2022	0.04	
2/14/2023	0.042	
7/26/2023	0.02	
2/20/2024		0.033
8/6/2024		0.013
2/26/2025		0.03
8/28/2025		0.012

Mann-Whitney (Wilcoxon Rank Sum)

Constituent: Barium (mg/L) Analysis Run 4/27/2026 2:27 PM View: Appendix I Mann-Whitney

Plant Bowen Client: Southern Company Data: Bowen 1, 2, 9, & 10

	GWC-45	GWC-45
8/24/2007	0.032 (o)	
10/23/2007	0.011	
11/18/2007	0.11 (o)	
1/15/2008	0.1 (o)	
3/5/2008	0.1 (o)	
5/14/2008	0.011	
12/2/2008	0.071 (o)	
4/28/2009	0.11 (o)	
10/20/2009	0.0064	
4/20/2010	0.0062	
9/28/2010	0.0055	
4/12/2011	0.0057	
10/4/2011	0.0065	
4/3/2012	0.0059	
10/15/2012	0.0061	
4/16/2013	0.0064	
10/22/2013	0.007	
4/23/2014	0.0057	
10/1/2014	0.0065	
4/3/2015	0.0057	
10/7/2015	0.006	
3/16/2016	0.00599 (J)	
5/16/2016	0.006 (J)	
7/25/2016	0.0056 (J)	
9/19/2016	0.0059 (J)	
11/4/2016	0.0054 (J)	
1/23/2017	0.006 (J)	
3/29/2017	0.0058 (J)	
6/7/2017	0.0062 (J)	
9/27/2017	0.0056 (J)	
3/15/2018	0.0057 (J)	
9/13/2018	0.0057 (J)	
3/14/2019	0.0066 (J)	
9/11/2019	0.0061 (J)	
3/10/2020	0.0061 (J)	
9/11/2020	0.006 (J)	
3/11/2021	0.0059	
8/6/2021	0.0061	
2/1/2022	0.0072	
8/12/2022	0.0064	
2/15/2023	0.0067	
7/26/2023	0.007	
2/20/2024		0.0078
8/5/2024		0.0064
2/26/2025		0.0069
9/2/2025		0.0069

Mann-Whitney (Wilcoxon Rank Sum)

Constituent: Barium (mg/L) Analysis Run 4/27/2026 2:27 PM View: Appendix I Mann-Whitney

Plant Bowen Client: Southern Company Data: Bowen 1, 2, 9, & 10

	GWC-45R	GWC-45R
8/24/2007	0.013	
10/23/2007	0.022	
11/18/2007	0.015	
1/15/2008	0.018	
3/5/2008	0.017	
5/12/2008	0.019	
12/2/2008	0.016	
4/28/2009	0.025	
10/13/2009	0.021	
4/21/2010	0.024	
10/4/2010	0.02	
4/18/2011	0.025	
10/5/2011	0.022	
5/3/2012	0.022	
10/15/2012	0.019	
4/16/2013	0.018	
10/22/2013	0.02	
4/23/2014	0.017	
10/1/2014	0.018	
4/3/2015	0.016	
10/9/2015	0.017	
3/16/2016	0.0244	
5/16/2016	0.0222	
7/25/2016	0.02	
9/19/2016	0.019	
11/3/2016	0.0177	
1/20/2017	0.0173	
3/29/2017	0.0184	
6/7/2017	0.019	
9/27/2017	0.0197	
3/15/2018	0.021	
9/13/2018	0.022	
3/14/2019	0.024	
9/11/2019	0.021	
3/10/2020	0.024	
9/11/2020	0.021	
3/11/2021	0.022	
8/6/2021	0.023	
2/1/2022	0.026	
8/12/2022	0.022	
2/15/2023	0.025	
7/26/2023	0.022	
2/20/2024		0.02
8/5/2024		0.02
2/26/2025		0.02
9/2/2025		0.021

Mann-Whitney (Wilcoxon Rank Sum)

Constituent: Barium (mg/L) Analysis Run 4/27/2026 2:27 PM View: Appendix I Mann-Whitney

Plant Bowen Client: Southern Company Data: Bowen 1, 2, 9, & 10

	GWC-46R	GWC-46R
3/10/2016	0.0209	
5/17/2016	0.0202	
7/26/2016	0.0165	
9/20/2016	0.0132	
11/4/2016	0.012	
1/20/2017	0.0133	
3/28/2017	0.0161	
6/7/2017	0.0141	
9/29/2017	0.0151	
3/15/2018	0.015	
9/13/2018	0.014	
3/18/2019	0.014	
9/11/2019	0.013	
3/10/2020	0.013	
9/14/2020	0.013	
3/11/2021	0.012	
8/5/2021	0.013	
1/31/2022	0.011	
8/15/2022	0.0098	
2/14/2023	0.011	
7/26/2023	0.011	
2/21/2024		0.011
8/5/2024		0.01
2/26/2025		0.012
8/29/2025		0.013
9/24/2025		0.014

Mann-Whitney (Wilcoxon Rank Sum)

Constituent: Barium (mg/L) Analysis Run 4/27/2026 2:27 PM View: Appendix I Mann-Whitney

Plant Bowen Client: Southern Company Data: Bowen 1, 2, 9, & 10

	GWC-47	GWC-47
3/10/2016	0.0144	
5/18/2016	0.0136	
7/27/2016	0.013	
9/20/2016	0.0146	
11/7/2016	0.0124	
1/23/2017	0.0158	
3/29/2017	0.017	
6/8/2017	0.0149	
9/27/2017	0.012	
3/15/2018	0.011	
9/13/2018	0.011	
3/15/2019	0.01	
9/12/2019	0.0085 (J)	
3/9/2020	0.0089 (J)	
9/14/2020	0.0082 (J)	
3/11/2021	0.0083	
8/5/2021	0.0077	
2/1/2022	0.0081	
8/15/2022	0.0074	
2/15/2023	0.0075	
7/27/2023	0.0083	
2/21/2024		0.0087
8/5/2024		0.0083
2/26/2025		0.009
8/28/2025		0.0074

Mann-Whitney (Wilcoxon Rank Sum)

Constituent: Barium (mg/L) Analysis Run 4/27/2026 2:27 PM View: Appendix I Mann-Whitney

Plant Bowen Client: Southern Company Data: Bowen 1, 2, 9, & 10

	GWC-47R	GWC-47R
3/10/2016	0.0344 (o)	
5/18/2016	0.0184	
7/27/2016	0.0146	
9/20/2016	0.0122	
11/4/2016	0.0119	
1/20/2017	0.0114	
3/29/2017	0.0116	
6/8/2017	0.011	
9/27/2017	0.0098 (J)	
3/16/2018	0.01	
9/13/2018	0.0092 (J)	
3/19/2019	0.0088 (J)	
9/11/2019	0.0097 (J)	
3/9/2020	0.0082 (J)	
9/15/2020	0.0084 (J)	
3/11/2021	0.0073	
8/5/2021	0.0069	
2/1/2022	0.0077	
8/15/2022	0.0077	
2/15/2023	0.0072	
7/27/2023	0.0076	
2/21/2024		0.0075
8/5/2024		0.0076
2/26/2025		0.0084
9/2/2025		0.008

Mann-Whitney (Wilcoxon Rank Sum)

Constituent: Barium (mg/L) Analysis Run 4/27/2026 2:27 PM View: Appendix I Mann-Whitney

Plant Bowen Client: Southern Company Data: Bowen 1, 2, 9, & 10

	GWC-48	GWC-48
3/10/2016	0.0361	
5/17/2016	0.0277	
7/27/2016	0.0276	
9/20/2016	0.0266	
11/4/2016	0.0239	
1/23/2017	<0.01	
3/28/2017	0.024	
6/8/2017	0.0317	
9/29/2017	0.0265	
3/15/2018	0.029	
9/13/2018	0.026	
3/15/2019	0.026	
9/11/2019	0.031	
3/9/2020	0.029	
9/14/2020	0.035	
3/11/2021	0.038	
5/26/2021	0.039	
8/4/2021	0.034	
1/31/2022	0.038	
8/15/2022	0.045	
2/15/2023	0.04	
7/26/2023	0.048	
2/21/2024		0.049
8/5/2024		0.045
2/26/2025		0.055
8/29/2025		0.057

ND substitution: RL or RL/2 if <15% NDs.

Mann-Whitney (Wilcoxon Rank Sum)

Constituent: Barium (mg/L) Analysis Run 4/27/2026 2:27 PM View: Appendix I Mann-Whitney

Plant Bowen Client: Southern Company Data: Bowen 1, 2, 9, & 10

	GWC-49R	GWC-49R
3/17/2016	0.0112	
5/18/2016	0.0107	
7/27/2016	0.0104	
9/21/2016	0.0106	
11/4/2016	0.0098 (J)	
1/24/2017	0.0101	
3/29/2017	0.0103	
6/8/2017	0.0106	
9/29/2017	0.0097 (J)	
3/15/2018	0.0093 (J)	
9/13/2018	0.01 (J)	
3/18/2019	0.015	
9/11/2019	0.017	
3/11/2020	0.026	
9/11/2020	0.012	
3/15/2021	0.012	
8/11/2021	0.025	
2/1/2022	0.011	
8/15/2022	0.0098	
2/14/2023	0.013	
7/27/2023	0.011	
2/21/2024		0.011
8/6/2024		0.01
2/26/2025		0.011
8/29/2025		0.012

Mann-Whitney (Wilcoxon Rank Sum)

Constituent: Barium (mg/L) Analysis Run 4/27/2026 2:27 PM View: Appendix I Mann-Whitney

Plant Bowen Client: Southern Company Data: Bowen 1, 2, 9, & 10

	GWC-49Z	GWC-49Z
3/17/2016	0.0121	
5/18/2016	0.0117	
7/28/2016	0.0081 (J)	
9/21/2016	0.0106	
11/7/2016	0.0047 (J)	
1/24/2017	0.0071 (J)	
3/30/2017	0.0043 (J)	
6/9/2017	0.0059 (J)	
9/29/2017	0.004 (J)	
3/15/2018	0.0032 (J)	
9/14/2018	0.004 (J)	
3/19/2019	0.0033 (J)	
9/11/2019	0.0038 (J)	
3/9/2020	0.0045 (J)	
9/14/2020	0.0027 (J)	
3/15/2021	0.0028 (J)	
8/5/2021	0.0036 (J)	
2/1/2022	0.003 (J)	
8/15/2022	0.0041 (J)	
2/14/2023	0.0041 (J)	
7/27/2023	0.0036 (J)	
2/21/2024		0.004 (J)
8/6/2024		0.0044 (J)
2/26/2025		0.0045 (J)
8/29/2025		0.0042 (J)

Mann-Whitney (Wilcoxon Rank Sum)

Constituent: Cadmium (mg/L) Analysis Run 4/27/2026 2:27 PM View: Appendix I Mann-Whitney

Plant Bowen Client: Southern Company Data: Bowen 1, 2, 9, & 10

	GWA-1	GWA-1
8/23/2007	<0.0005	
10/23/2007	<0.0005	
11/18/2007	<0.0005	
1/30/2008	<0.0005	
3/10/2008	<0.0005	
5/13/2008	<0.0005	
12/5/2008	<0.0005	
4/15/2009	<0.0005	
10/7/2009	<0.0005	
5/3/2010	<0.0005	
10/12/2010	<0.0005	
4/27/2011	<0.0005	
10/17/2011	<0.0005	
5/2/2012	<0.0005	
10/8/2012	<0.0005	
4/12/2013	<0.0005	
10/16/2013	<0.0005	
4/11/2014	<0.0005	
9/30/2014	<0.0005	
3/30/2015	<0.0005	
10/13/2015	0.0003 (J)	
3/22/2016	<0.0005	
5/19/2016	<0.0005	
7/29/2016	<0.0005	
9/23/2016	<0.0005	
11/9/2016	<0.0005	
1/30/2017	<0.0005	
3/30/2017	<0.0005	
6/9/2017	<0.0005	
10/2/2017	<0.0005	
3/16/2018	<0.0005	
9/17/2018	<0.0005	
3/20/2019	<0.0005	
9/12/2019	<0.0005	
3/11/2020	<0.0005	
9/15/2020	<0.0005	
3/16/2021	<0.0005	
8/9/2021	<0.0005	
2/1/2022	<0.0005	
8/16/2022	<0.0005	
2/16/2023	<0.0005	
7/27/2023	<0.0005	
2/22/2024		<0.0005
8/7/2024		<0.0005
2/27/2025		<0.0005
9/2/2025		<0.0005

ND substitution: RL or RL/2 if <15% NDs.

Mann-Whitney (Wilcoxon Rank Sum)

Constituent: Cadmium (mg/L) Analysis Run 4/27/2026 2:27 PM View: Appendix I Mann-Whitney

Plant Bowen Client: Southern Company Data: Bowen 1, 2, 9, & 10

	GWA-39Z	GWA-39Z
3/14/2016	0.000188 (J)	
5/11/2016	0.000177 (J)	
7/19/2016	0.0001 (J)	
9/15/2016	8E-05 (J)	
11/2/2016	<0.0005	
1/18/2017	<0.0005	
3/28/2017	<0.0005	
6/7/2017	<0.0005	
9/26/2017	<0.0005	
3/14/2018	<0.0005	
9/12/2018	<0.0005	
3/15/2019	<0.0005	
9/9/2019	<0.0005	
3/9/2020	<0.0005	
9/10/2020	<0.0005	
3/12/2021	<0.0005	
8/4/2021	<0.0005	
1/31/2022	<0.0005	
8/10/2022	<0.0005	
2/13/2023	<0.0005	
7/26/2023	<0.0005	
2/19/2024		<0.0005
8/1/2024		<0.0005
2/25/2025		<0.0005
8/28/2025		<0.0005

ND substitution: RL or RL/2 if <15% NDs.

Mann-Whitney (Wilcoxon Rank Sum)

Constituent: Cadmium (mg/L) Analysis Run 4/27/2026 2:27 PM View: Appendix I Mann-Whitney

Plant Bowen Client: Southern Company Data: Bowen 1, 2, 9, & 10

	GWA-42	GWA-42
3/11/2016	0.000121 (J)	
5/16/2016	0.000145 (J)	
7/22/2016	<0.0005	
9/19/2016	0.0001 (J)	
11/3/2016	8E-05 (J)	
1/17/2017	0.0001 (J)	
3/27/2017	0.0002 (J)	
6/7/2017	0.0001 (J)	
9/26/2017	<0.0005	
3/14/2018	0.00011 (J)	
9/14/2018	0.00013 (J)	
3/14/2019	0.00013 (J)	
9/10/2019	0.00014 (J)	
3/6/2020	0.00014 (J)	
9/10/2020	0.00015 (J)	
3/11/2021	0.00017 (J)	
8/4/2021	0.00014 (J)	
1/31/2022	0.00018 (J)	
8/10/2022	0.00034 (J)	
2/13/2023	<0.0005	
7/26/2023	0.00013 (J)	
2/20/2024		0.00016 (J)
8/1/2024		0.00016 (J)
2/25/2025		0.00016 (J)
8/28/2025		0.00013 (J)

ND substitution: RL or RL/2 if <15% NDs.

Mann-Whitney (Wilcoxon Rank Sum)

Constituent: Cadmium (mg/L) Analysis Run 4/27/2026 2:27 PM View: Appendix I Mann-Whitney

Plant Bowen Client: Southern Company Data: Bowen 1, 2, 9, & 10

	GWA-43	GWA-43
3/11/2016	<0.0005	
5/13/2016	<0.0005	
7/19/2016	<0.0005	
9/16/2016	<0.0005	
11/2/2016	<0.0005	
1/18/2017	<0.0005	
3/28/2017	<0.0005	
6/6/2017	8E-05 (J)	
9/22/2017	<0.0005	
3/14/2018	<0.0005	
9/12/2018	<0.0005	
3/13/2019	<0.0005	
9/11/2019	<0.0005	
3/9/2020	<0.0005	
9/11/2020	<0.0005	
3/11/2021	<0.0005	
8/6/2021	<0.0005	
1/31/2022	<0.0005	
8/11/2022	<0.0005	
2/14/2023	<0.0005	
7/25/2023	<0.0005	
2/20/2024		<0.0005
8/2/2024		<0.0005
2/25/2025		<0.0005
8/28/2025		<0.0005

ND substitution: RL or RL/2 if <15% NDs.

Mann-Whitney (Wilcoxon Rank Sum)

Constituent: Cadmium (mg/L) Analysis Run 4/27/2026 2:27 PM View: Appendix I Mann-Whitney

Plant Bowen Client: Southern Company Data: Bowen 1, 2, 9, & 10

	GWA-50	GWA-50
12/12/2008	<0.0005	
4/23/2009	<0.0005	
10/6/2009	<0.0005	
4/27/2010	<0.0005	
9/30/2010	<0.0005	
4/14/2011	<0.0005	
10/5/2011	<0.0005	
4/11/2012	<0.0005	
10/2/2012	<0.0005	
4/9/2013	<0.0005	
10/15/2013	<0.0005	
4/10/2014	<0.0005	
10/1/2014	<0.0005	
3/30/2015	<0.0005	
10/11/2015	0.00026 (J)	
3/28/2016	<0.0005	
5/23/2016	<0.0005	
8/1/2016	<0.0005	
9/26/2016	<0.0005	
11/10/2016	<0.0005	
1/30/2017	<0.0005	
4/7/2017	<0.0005	
6/12/2017	<0.0005	
10/2/2017	<0.0005	
3/16/2018	<0.0005	
9/17/2018	<0.0005	
3/19/2019	<0.0005	
9/13/2019	<0.0005	
3/11/2020	<0.0005	
9/16/2020	<0.0005	
3/17/2021	0.00012 (J)	
8/9/2021	<0.0005	
2/1/2022	<0.0005	
8/16/2022	<0.0005	
2/16/2023	<0.0005	
7/28/2023	<0.0005	
2/22/2024		<0.0005
8/8/2024		<0.0005
2/27/2025		<0.0005
9/2/2025		<0.0005

ND substitution: RL or RL/2 if <15% NDs.

Mann-Whitney (Wilcoxon Rank Sum)

Constituent: Cadmium (mg/L) Analysis Run 4/27/2026 2:27 PM View: Appendix I Mann-Whitney

Plant Bowen Client: Southern Company Data: Bowen 1, 2, 9, & 10

	GWC-5	GWC-5
8/23/2007	<0.0005	
10/25/2007	<0.0005	
11/19/2007	<0.0005	
1/23/2008	<0.0005	
3/11/2008	<0.0005	
5/12/2008	<0.0005	
12/11/2008	<0.0005	
4/15/2009	<0.0005	
10/9/2009	<0.0005	
5/4/2010	<0.0005	
10/12/2010	<0.0005	
4/28/2011	<0.0005	
10/19/2011	<0.0005	
5/2/2012	<0.0005	
10/9/2012	<0.0005	
4/11/2013	<0.0005	
10/16/2013	<0.0005	
4/23/2014	<0.0005	
10/3/2014	0.00033 (J)	
3/31/2015	<0.0005	
10/12/2015	<0.0005	
3/28/2016	0.000102 (J)	
5/25/2016	0.000148 (J)	
8/1/2016	0.0001 (J)	
9/27/2016	0.0001 (J)	
11/11/2016	9E-05 (J)	
1/31/2017	<0.0005	
4/3/2017	0.0001 (J)	
6/12/2017	<0.0005	
10/3/2017	<0.0005	
3/19/2018	<0.0005	
9/17/2018	<0.0005	
3/20/2019	<0.0005	
9/16/2019	<0.0005	
3/16/2020	<0.0005	
9/16/2020	<0.0005	
3/17/2021	0.00013 (J)	
8/9/2021	<0.0005	
2/2/2022	<0.0005	
8/16/2022	<0.0005	
2/20/2023	<0.0005	
7/28/2023	<0.0005	
2/26/2024		<0.0005
8/8/2024		<0.0005
2/27/2025		<0.0005
9/3/2025		<0.0005

ND substitution: RL or RL/2 if <15% NDs.

Mann-Whitney (Wilcoxon Rank Sum)

Constituent: Cadmium (mg/L) Analysis Run 4/27/2026 2:27 PM View: Appendix I Mann-Whitney

Plant Bowen Client: Southern Company Data: Bowen 1, 2, 9, & 10

	GWC-6	GWC-6
8/22/2007	<0.0005	
10/25/2007	<0.0005	
11/20/2007	<0.0005	
1/23/2008	<0.0005	
3/11/2008	<0.0005	
5/14/2008	<0.0005	
12/11/2008	<0.0005	
4/23/2009	<0.0005	
10/9/2009	<0.0005	
5/4/2010	<0.0005	
10/11/2010	<0.0005	
4/26/2011	<0.0005	
10/18/2011	<0.0005	
5/2/2012	<0.0005	
10/8/2012	<0.0005	
4/10/2013	<0.0005	
10/8/2013	<0.0005	
4/14/2014	<0.0005	
10/3/2014	<0.0005	
4/1/2015	<0.0005	
10/9/2015	<0.0005	
3/29/2016	<0.0005	
5/24/2016	<0.0005	
8/1/2016	<0.0005	
9/26/2016	8E-05 (J)	
11/18/2016	8E-05 (J)	
2/1/2017	<0.0005	
4/6/2017	<0.0005	
6/13/2017	<0.0005	
10/3/2017	<0.0005	
3/19/2018	<0.0005	
9/17/2018	<0.0005	
3/21/2019	<0.0005	
9/16/2019	<0.0005	
3/12/2020	<0.0005	
9/16/2020	<0.0005	
3/17/2021	<0.0005	
8/10/2021	<0.0005	
2/2/2022	<0.0005	
8/17/2022	<0.0005	
2/17/2023	<0.0005	
7/31/2023	<0.0005	
2/26/2024		<0.0005
8/8/2024		<0.0005
2/27/2025		<0.0005
9/3/2025		<0.0005

ND substitution: RL or RL/2 if <15% NDs.

Mann-Whitney (Wilcoxon Rank Sum)

Constituent: Cadmium (mg/L) Analysis Run 4/27/2026 2:27 PM View: Appendix I Mann-Whitney

Plant Bowen Client: Southern Company Data: Bowen 1, 2, 9, & 10

	GWC-7Z	GWC-7Z
8/22/2007	<0.0005	
10/25/2007	<0.0005	
11/20/2007	<0.0005	
1/16/2008	<0.0005	
3/6/2008	<0.0005	
5/13/2008	<0.0005	
12/13/2008	<0.0005	
4/15/2009	<0.0005	
10/9/2009	<0.0005	
4/27/2010	<0.0005	
10/5/2010	<0.0005	
4/19/2011	<0.0005	
10/12/2011	<0.0005	
4/24/2012	<0.0005	
10/3/2012	<0.0005	
4/9/2013	<0.0005	
10/8/2013	<0.0005	
4/10/2014	<0.0005	
10/2/2014	<0.0005	
4/2/2015	<0.0005	
10/10/2015	<0.0005	
5/31/2016	<0.0005	
8/2/2016	<0.0005	
9/27/2016	<0.0005	
11/21/2016	<0.0005	
2/1/2017	9E-05 (J)	
4/6/2017	<0.0005	
6/13/2017	<0.0005	
7/14/2017	<0.0005	
10/3/2017	<0.0005	
3/20/2018	<0.0005	
9/18/2018	<0.0005	
3/21/2019	<0.0005	
9/13/2019	<0.0005	
3/12/2020	<0.0005	
9/16/2020	<0.0005	
3/17/2021	<0.0005	
8/10/2021	<0.0005	
2/2/2022	<0.0005	
8/17/2022	<0.0005	
2/20/2023	<0.0005	
7/31/2023	<0.0005	
2/26/2024		<0.0005
8/8/2024		<0.0005
2/27/2025		<0.0005
9/3/2025		<0.0005

ND substitution: RL or RL/2 if <15% NDs.

Mann-Whitney (Wilcoxon Rank Sum)

Constituent: Cadmium (mg/L) Analysis Run 4/27/2026 2:27 PM View: Appendix I Mann-Whitney

Plant Bowen Client: Southern Company Data: Bowen 1, 2, 9, & 10

	GWC-8Z	GWC-8Z
8/22/2007	<0.0005	
11/1/2007	<0.0005	
11/20/2007	<0.0005	
1/23/2008	<0.0005	
3/10/2008	<0.0005	
5/12/2008	<0.0005	
12/12/2008	<0.0005	
4/22/2009	<0.0005	
10/8/2009	<0.0005	
4/28/2010	<0.0005	
10/7/2010	<0.0005	
4/20/2011	<0.0005	
10/12/2011	<0.0005	
4/30/2012	<0.0005	
10/3/2012	<0.0005	
4/9/2013	<0.0005	
10/9/2013	<0.0005	
4/9/2014	<0.0005	
10/2/2014	<0.0005	
4/2/2015	<0.0005	
5/26/2015	<0.0005	
6/18/2015	<0.0005	
7/2/2015	<0.0005	
10/8/2015	<0.0005	
3/22/2016	<0.0005	
5/25/2016	<0.0005	
8/2/2016	<0.0005	
9/26/2016	<0.0005	
11/21/2016	<0.0005	
2/3/2017	0.0001 (J)	
4/7/2017	<0.0005	
6/13/2017	0.0002 (J)	
10/3/2017	<0.0005	
3/20/2018	<0.0005	
9/18/2018	<0.0005	
5/6/2019	<0.0005	
9/16/2019	<0.0005	
3/16/2020	<0.0005	
9/17/2020	<0.0005	
3/18/2021	<0.0005	
8/10/2021	<0.0005	
2/2/2022	<0.0005	
8/17/2022	<0.0005	
2/20/2023	<0.0005	
7/31/2023	<0.0005	
2/26/2024		<0.0005
8/12/2024		<0.0005
2/28/2025		<0.0005
9/3/2025		<0.0005

ND substitution: RL or RL/2 if <15% NDs.

Mann-Whitney (Wilcoxon Rank Sum)

Constituent: Cadmium (mg/L) Analysis Run 4/27/2026 2:27 PM View: Appendix I Mann-Whitney

Plant Bowen Client: Southern Company Data: Bowen 1, 2, 9, & 10

	GWC-10	GWC-10
8/21/2007	<0.0005	
11/1/2007	<0.0005	
11/20/2007	<0.0005	
1/30/2008	<0.0005	
3/6/2008	<0.0005	
5/12/2008	<0.0005	
12/13/2008	<0.0005	
4/29/2009	<0.0005	
10/20/2009	<0.0005	
4/26/2010	<0.0005	
9/29/2010	<0.0005	
4/13/2011	<0.0005	
10/5/2011	<0.0005	
4/4/2012	<0.0005	
10/3/2012	<0.0005	
4/3/2013	<0.0005	
10/15/2013	<0.0005	
4/9/2014	<0.0005	
10/2/2014	<0.0005	
4/2/2015	<0.0005	
10/10/2015	<0.0005	
3/31/2016	<0.0005	
5/26/2016	<0.0005	
8/5/2016	<0.0005	
9/28/2016	<0.0005	
11/22/2016	<0.0005	
2/7/2017	<0.0005	
4/10/2017	<0.0005	
6/14/2017	<0.0005	
10/4/2017	<0.0005	
3/20/2018	<0.0005	
9/18/2018	<0.0005	
3/22/2019	<0.0005	
9/17/2019	<0.0005	
3/12/2020	<0.0005	
9/17/2020	<0.0005	
3/18/2021	<0.0005	
8/10/2021	<0.0005	
2/4/2022	<0.0005	
8/17/2022	0.00018 (J)	
2/20/2023	<0.0005	
7/31/2023	<0.0005	
2/27/2024		<0.0005
8/12/2024		<0.0005
2/28/2025		<0.0005
9/3/2025		<0.0005

ND substitution: RL or RL/2 if <15% NDs.

Mann-Whitney (Wilcoxon Rank Sum)

Constituent: Cadmium (mg/L) Analysis Run 4/27/2026 2:27 PM View: Appendix I Mann-Whitney

Plant Bowen Client: Southern Company Data: Bowen 1, 2, 9, & 10

	GWC-10R	GWC-10R
8/21/2007	<0.0005	
11/1/2007	<0.0005	
11/20/2007	<0.0005	
1/30/2008	<0.0005	
3/6/2008	<0.0005	
5/8/2008	<0.0005	
12/14/2008	<0.0005	
4/29/2009	<0.0005	
10/21/2009	<0.0005	
4/21/2010	<0.0005	
9/28/2010	<0.0005	
4/12/2011	<0.0005	
10/4/2011	<0.0005	
4/3/2012	<0.0005	
10/8/2012	<0.0005	
4/3/2013	<0.0005	
10/15/2013	<0.0005	
4/9/2014	<0.0005	
10/2/2014	<0.0005	
4/2/2015	<0.0005	
10/12/2015	<0.0005	
3/31/2016	<0.0005	
5/26/2016	<0.0005	
8/3/2016	<0.0005	
9/28/2016	0.0002 (J)	
11/22/2016	<0.0005	
2/7/2017	<0.0005	
4/10/2017	<0.0005	
6/14/2017	<0.0005	
10/4/2017	<0.0005	
3/21/2018	<0.0005	
9/18/2018	<0.0005	
3/22/2019	<0.0005	
9/17/2019	<0.0005	
3/12/2020	<0.0005	
9/17/2020	<0.0005	
3/18/2021	<0.0005	
8/11/2021	<0.0005	
2/4/2022	<0.0005	
8/18/2022	<0.0005	
2/20/2023	<0.0005	
7/31/2023	<0.0005	
2/27/2024		<0.0005
8/12/2024		<0.0005
3/3/2025		<0.0005
9/3/2025		<0.0005

ND substitution: RL or RL/2 if <15% NDs.

Mann-Whitney (Wilcoxon Rank Sum)

Constituent: Cadmium (mg/L) Analysis Run 4/27/2026 2:27 PM View: Appendix I Mann-Whitney

Plant Bowen Client: Southern Company Data: Bowen 1, 2, 9, & 10

	GWC-11R	GWC-11R
8/21/2007	<0.0005	
11/1/2007	<0.0005	
11/18/2007	<0.0005	
1/30/2008	<0.0005	
3/6/2008	<0.0005	
5/7/2008	<0.0005	
12/14/2008	<0.0005	
4/29/2009	<0.0005	
10/22/2009	<0.0005	
4/21/2010	<0.0005	
9/29/2010	<0.0005	
4/13/2011	<0.0005	
10/4/2011	<0.0005	
4/4/2012	<0.0005	
10/3/2012	<0.0005	
4/3/2013	<0.0005	
10/9/2013	<0.0005	
4/2/2014	<0.0005	
10/2/2014	<0.0005	
4/1/2015	0.00033 (J)	
10/11/2015	0.00056 (J)	
4/4/2016	<0.0005	
5/26/2016	<0.0005	
8/4/2016	<0.0005	
9/28/2016	<0.0005	
11/22/2016	<0.0005	
2/8/2017	<0.0005	
4/10/2017	<0.0005	
6/15/2017	<0.0005	
10/4/2017	<0.0005	
3/22/2018	<0.0005	
9/18/2018	<0.0005	
3/23/2019	<0.0005	
9/17/2019	<0.0005	
3/12/2020	<0.0005	
9/21/2020	<0.0005	
3/19/2021	<0.0005	
8/11/2021	<0.0005	
2/4/2022	<0.0005	
8/18/2022	<0.0005	
2/20/2023	<0.0005	
8/1/2023	<0.0005	
2/28/2024		<0.0005
8/12/2024		<0.0005
3/3/2025		<0.0005
9/3/2025		<0.0005

ND substitution: RL or RL/2 if <15% NDs.

Mann-Whitney (Wilcoxon Rank Sum)

Constituent: Cadmium (mg/L) Analysis Run 4/27/2026 2:27 PM View: Appendix I Mann-Whitney

Plant Bowen Client: Southern Company Data: Bowen 1, 2, 9, & 10

	GWC-12	GWC-12
8/21/2007	<0.001	
11/1/2007	<0.001	
11/19/2007	<0.001	
1/16/2008	<0.001	
3/5/2008	<0.001	
5/13/2008	<0.001	
12/13/2008	<0.001	
4/16/2009	<0.001	
10/21/2009	<0.001	
4/27/2010	<0.001	
10/5/2010	<0.001	
4/19/2011	<0.001	
10/12/2011	<0.001	
4/24/2012	<0.001	
10/2/2012	<0.001	
4/2/2013	<0.001	
10/9/2013	<0.001	
4/1/2014	<0.001	
10/2/2014	<0.001	
4/1/2015	<0.001	
10/14/2015	0.00025 (J)	
4/4/2016	0.000136 (J)	
5/27/2016	0.000131 (J)	
8/3/2016	<0.001	
9/30/2016	9E-05 (J)	
11/22/2016	<0.001	
2/13/2017	0.0001 (J)	
4/11/2017	0.0003 (J)	
6/14/2017	0.0003 (J)	
10/4/2017	0.0002 (J)	
3/22/2018	0.00032 (J)	
9/18/2018	0.00057 (J)	
3/23/2019	0.00035 (J)	
9/17/2019	0.00057 (J)	
3/12/2020	0.00089 (J)	
9/21/2020	0.00025 (J)	
3/19/2021	0.00027 (J)	
8/11/2021	0.00048 (J)	
2/2/2022	0.0012	
4/28/2022	0.00067	
8/18/2022	0.00052	
2/21/2023	0.0004 (J)	
8/1/2023	0.00035 (J)	
2/27/2024		0.00071
8/12/2024		0.00063
3/4/2025		0.00067
9/3/2025		0.00041 (J)

ND substitution: RL or RL/2 if <15% NDs.

Mann-Whitney (Wilcoxon Rank Sum)

Constituent: Cadmium (mg/L) Analysis Run 4/27/2026 2:27 PM View: Appendix I Mann-Whitney

Plant Bowen Client: Southern Company Data: Bowen 1, 2, 9, & 10

	GWC-14Z	GWC-14Z
8/24/2007	<0.0005	
11/2/2007	<0.0005	
11/17/2007	<0.0005	
1/15/2008	<0.0005	
3/5/2008	<0.0005	
5/7/2008	<0.0005	
12/2/2008	<0.0005	
4/16/2009	<0.0005	
10/20/2009	<0.0005	
4/20/2010	<0.0005	
9/29/2010	<0.0005	
4/12/2011	<0.0005	
10/4/2011	<0.0005	
4/4/2012	<0.0005	
10/10/2012	<0.0005	
4/15/2013	<0.0005	
10/22/2013	<0.0005	
4/21/2014	<0.0005	
9/30/2014	<0.0005	
4/3/2015	<0.0005	
10/7/2015	<0.0005	
4/5/2016	<0.0005	
6/1/2016	<0.0005	
8/9/2016	<0.0005	
11/28/2016	<0.0005	
2/9/2017	0.0001 (J)	
4/11/2017	<0.0005	
6/14/2017	<0.0005	
7/12/2017	<0.0005	
10/5/2017	<0.0005	
3/22/2018	<0.0005	
9/19/2018	<0.0005	
3/22/2019	<0.0005	
9/17/2019	<0.0005	
3/13/2020	<0.0005	
9/21/2020	<0.0005	
3/18/2021	<0.0005	
8/11/2021	<0.0005	
2/4/2022	<0.0005	
8/18/2022	<0.0005	
2/22/2023	<0.0005	
8/1/2023	<0.0005	
2/28/2024		<0.0005
8/13/2024		<0.0005
3/3/2025		<0.0005
9/4/2025		<0.0005

ND substitution: RL or RL/2 if <15% NDs.

Mann-Whitney (Wilcoxon Rank Sum)

Constituent: Cadmium (mg/L) Analysis Run 4/27/2026 2:27 PM View: Appendix I Mann-Whitney

Plant Bowen Client: Southern Company Data: Bowen 1, 2, 9, & 10

	GWC-15R	GWC-15R
8/23/2007	<0.0005	
11/2/2007	<0.0005	
11/17/2007	<0.0005	
1/15/2008	<0.0005	
3/6/2008	<0.0005	
5/7/2008	<0.0005	
12/2/2008	<0.0005	
4/28/2009	<0.0005	
10/19/2009	<0.0005	
4/27/2010	<0.0005	
10/4/2010	<0.0005	
4/18/2011	<0.0005	
10/12/2011	<0.0005	
4/23/2012	<0.0005	
10/10/2012	<0.0005	
4/15/2013	<0.0005	
10/22/2013	<0.0005	
4/21/2014	<0.0005	
9/30/2014	<0.0005	
4/3/2015	<0.0005	
10/7/2015	0.00028 (J)	
4/5/2016	0.000194 (J)	
5/31/2016	0.000206 (J)	
8/4/2016	<0.0005	
9/29/2016	0.0002 (J)	
11/23/2016	0.0001 (J)	
2/10/2017	<0.0005	
4/12/2017	<0.0005	
6/15/2017	<0.0005	
10/6/2017	<0.0005	
3/23/2018	<0.0005	
9/19/2018	<0.0005	
3/25/2019	<0.0005	
9/17/2019	<0.0005	
3/13/2020	<0.0005	
9/21/2020	<0.0005	
3/18/2021	<0.0005	
8/11/2021	<0.0005	
2/4/2022	<0.0005	
8/19/2022	<0.0005	
2/22/2023	<0.0005	
8/2/2023	<0.0005	
2/28/2024		<0.0005
8/13/2024		<0.0005
3/3/2025		<0.0005
9/4/2025		<0.0005

ND substitution: RL or RL/2 if <15% NDs.

Mann-Whitney (Wilcoxon Rank Sum)

Constituent: Cadmium (mg/L) Analysis Run 4/27/2026 2:27 PM View: Appendix I Mann-Whitney

Plant Bowen Client: Southern Company Data: Bowen 1, 2, 9, & 10

	GWC-44	GWC-44
3/16/2016	<0.0005	
5/16/2016	<0.0005	
7/25/2016	<0.0005	
9/19/2016	<0.0005	
11/3/2016	<0.0005	
1/19/2017	<0.0005	
3/28/2017	<0.0005	
6/5/2017	8E-05 (J)	
9/26/2017	<0.0005	
3/15/2018	<0.0005	
9/12/2018	<0.0005	
3/14/2019	<0.0005	
9/11/2019	<0.0005	
3/10/2020	<0.0005	
9/15/2020	<0.0005	
3/11/2021	<0.0005	
8/4/2021	<0.0005	
1/31/2022	<0.0005	
8/15/2022	<0.0005	
2/14/2023	<0.0005	
7/26/2023	<0.0005	
2/20/2024		<0.0005
8/6/2024		<0.0005
2/26/2025		<0.0005
8/28/2025		<0.0005

ND substitution: RL or RL/2 if <15% NDs.

Mann-Whitney (Wilcoxon Rank Sum)

Constituent: Cadmium (mg/L) Analysis Run 4/27/2026 2:27 PM View: Appendix I Mann-Whitney

Plant Bowen Client: Southern Company Data: Bowen 1, 2, 9, & 10

	GWC-45R	GWC-45R
8/24/2007	<0.0005	
10/23/2007	<0.0005	
11/18/2007	<0.0005	
1/15/2008	<0.0005	
3/5/2008	<0.0005	
5/12/2008	<0.0005	
12/2/2008	<0.0005	
4/28/2009	<0.0005	
10/13/2009	<0.0005	
4/21/2010	<0.0005	
10/4/2010	<0.0005	
4/18/2011	<0.0005	
10/5/2011	<0.0005	
5/3/2012	<0.0005	
10/15/2012	<0.0005	
4/16/2013	<0.0005	
10/22/2013	<0.0005	
4/23/2014	<0.0005	
10/1/2014	0.00037 (J)	
4/3/2015	<0.0005	
10/9/2015	<0.0005	
3/16/2016	0.000113 (J)	
5/16/2016	<0.0005	
7/25/2016	<0.0005	
9/19/2016	<0.0005	
11/3/2016	<0.0005	
1/20/2017	<0.0005	
3/29/2017	<0.0005	
6/7/2017	<0.0005	
9/27/2017	<0.0005	
3/15/2018	<0.0005	
9/13/2018	<0.0005	
3/14/2019	<0.0005	
9/11/2019	<0.0005	
3/10/2020	<0.0005	
9/11/2020	<0.0005	
3/11/2021	<0.0005	
8/6/2021	<0.0005	
2/1/2022	<0.0005	
8/12/2022	<0.0005	
2/15/2023	<0.0005	
7/26/2023	<0.0005	
2/20/2024		<0.0005
8/5/2024		<0.0005
2/26/2025		<0.0005
9/2/2025		<0.0005

ND substitution: RL or RL/2 if <15% NDs.

Mann-Whitney (Wilcoxon Rank Sum)

Constituent: Cadmium (mg/L) Analysis Run 4/27/2026 2:27 PM View: Appendix I Mann-Whitney

Plant Bowen Client: Southern Company Data: Bowen 1, 2, 9, & 10

	GWC-47	GWC-47
3/10/2016	<0.0005	
5/18/2016	<0.0005	
7/27/2016	<0.0005	
9/20/2016	8E-05 (J)	
11/7/2016	<0.0005	
1/23/2017	<0.0005	
3/29/2017	<0.0005	
6/8/2017	<0.0005	
9/27/2017	<0.0005	
3/15/2018	9.3E-05 (J)	
9/13/2018	<0.0005	
3/15/2019	0.00015 (J)	
9/12/2019	<0.0005	
3/9/2020	0.00015 (J)	
9/14/2020	0.00014 (J)	
3/11/2021	0.00018 (J)	
8/5/2021	<0.0005	
2/1/2022	0.00014 (J)	
8/15/2022	<0.0005	
2/15/2023	<0.0005	
7/27/2023	0.00017 (J)	
2/21/2024		0.0002 (J)
8/5/2024		0.00019 (J)
2/26/2025		0.00017 (J)
8/28/2025		0.00013 (J)

ND substitution: RL or RL/2 if <15% NDs.

Mann-Whitney (Wilcoxon Rank Sum)

Constituent: Cadmium (mg/L) Analysis Run 4/27/2026 2:27 PM View: Appendix I Mann-Whitney

Plant Bowen Client: Southern Company Data: Bowen 1, 2, 9, & 10

	GWC-47R	GWC-47R
3/10/2016	<0.0005	
5/18/2016	<0.0005	
7/27/2016	<0.0005	
9/20/2016	<0.0005	
11/4/2016	<0.0005	
1/20/2017	<0.0005	
3/29/2017	<0.0005	
6/8/2017	<0.0005	
9/27/2017	<0.0005	
3/16/2018	<0.0005	
9/13/2018	<0.0005	
3/19/2019	<0.0005	
9/11/2019	<0.0005	
3/9/2020	<0.0005	
9/15/2020	<0.0005	
3/11/2021	<0.0005	
8/5/2021	<0.0005	
2/1/2022	<0.0005	
8/15/2022	0.00016 (J)	
2/15/2023	<0.0005	
7/27/2023	<0.0005	
2/21/2024		<0.0005
8/5/2024		<0.0005
2/26/2025		<0.0005
9/2/2025		<0.0005

ND substitution: RL or RL/2 if <15% NDs.

Mann-Whitney (Wilcoxon Rank Sum)

Constituent: Cadmium (mg/L) Analysis Run 4/27/2026 2:27 PM View: Appendix I Mann-Whitney

Plant Bowen Client: Southern Company Data: Bowen 1, 2, 9, & 10

	GWC-48	GWC-48
3/10/2016	0.000148 (J)	
5/17/2016	0.000251 (J)	
7/27/2016	0.0002 (J)	
9/20/2016	0.0002 (J)	
11/4/2016	0.0001 (J)	
1/23/2017	<0.001	
3/28/2017	0.0001 (J)	
6/8/2017	0.0002 (J)	
9/29/2017	0.0002 (J)	
3/15/2018	0.00018 (J)	
9/13/2018	0.00012 (J)	
3/15/2019	0.00018 (J)	
9/11/2019	0.00024 (J)	
3/9/2020	0.00016 (J)	
9/14/2020	0.00019 (J)	
3/11/2021	0.00021 (J)	
8/4/2021	0.0002 (J)	
1/31/2022	0.0002 (J)	
8/15/2022	0.00022 (J)	
2/15/2023	0.00015 (J)	
7/26/2023	0.00033 (J)	
2/21/2024		0.00027 (J)
8/5/2024		0.00021 (J)
2/26/2025		0.0003 (J)
8/29/2025		0.00027 (J)

ND substitution: RL or RL/2 if <15% NDs.

Mann-Whitney (Wilcoxon Rank Sum)

Constituent: Cadmium (mg/L) Analysis Run 4/27/2026 2:27 PM View: Appendix I Mann-Whitney

Plant Bowen Client: Southern Company Data: Bowen 1, 2, 9, & 10

	GWC-49Z	GWC-49Z
3/17/2016	<0.0005	
5/18/2016	<0.0005	
7/28/2016	<0.0005	
9/21/2016	9E-05 (J)	
11/7/2016	0.0001 (J)	
1/24/2017	0.0002 (J)	
3/30/2017	0.0002 (J)	
6/9/2017	0.0002 (J)	
9/29/2017	0.0002 (J)	
3/15/2018	0.0001 (J)	
9/14/2018	<0.0005	
3/19/2019	<0.0005	
9/11/2019	<0.0005	
3/9/2020	<0.0005	
9/14/2020	<0.0005	
3/15/2021	<0.0005	
8/5/2021	<0.0005	
2/1/2022	<0.0005	
8/15/2022	<0.0005	
2/14/2023	<0.0005	
7/27/2023	<0.0005	
2/21/2024		<0.0005
8/6/2024		<0.0005
2/26/2025		<0.0005
8/29/2025		<0.0005

ND substitution: RL or RL/2 if <15% NDs.

Mann-Whitney (Wilcoxon Rank Sum)

Constituent: Chromium (mg/L) Analysis Run 4/27/2026 2:27 PM View: Appendix I Mann-Whitney

Plant Bowen Client: Southern Company Data: Bowen 1, 2, 9, & 10

	GWA-1	GWA-1
8/23/2007	<0.005	
10/23/2007	0.011	
11/18/2007	0.038 (O)	
1/30/2008	0.11 (O)	
3/10/2008	0.038 (O)	
5/13/2008	0.012	
12/5/2008	<0.005	
4/15/2009	<0.005	
10/7/2009	0.0065	
5/3/2010	<0.005	
10/12/2010	<0.005	
4/27/2011	<0.005	
10/17/2011	<0.005	
5/2/2012	<0.005	
10/8/2012	<0.005	
4/12/2013	0.0019	
10/16/2013	0.0024	
4/11/2014	0.0011 (J)	
9/30/2014	<0.005	
3/30/2015	0.0047	
10/13/2015	<0.005	
3/22/2016	<0.005	
5/19/2016	<0.005	
7/29/2016	<0.005	
9/23/2016	<0.005	
11/9/2016	0.0011 (J)	
1/30/2017	<0.005	
3/30/2017	<0.005	
6/9/2017	<0.005	
10/2/2017	<0.005	
3/16/2018	<0.005	
9/17/2018	<0.005	
3/20/2019	<0.005	
9/12/2019	<0.005	
3/11/2020	0.0012 (J)	
9/15/2020	<0.005	
3/16/2021	<0.005	
8/9/2021	<0.005	
2/1/2022	<0.005	
8/16/2022	<0.005	
2/16/2023	<0.005	
7/27/2023	<0.005	
2/22/2024		<0.005
8/7/2024		<0.005
2/27/2025		<0.005
9/2/2025		<0.005

ND substitution: RL or RL/2 if <15% NDs.

Mann-Whitney (Wilcoxon Rank Sum)

Constituent: Chromium (mg/L) Analysis Run 4/27/2026 2:27 PM View: Appendix I Mann-Whitney

Plant Bowen Client: Southern Company Data: Bowen 1, 2, 9, & 10

	GWA-2	GWA-2
8/23/2007	0.0045	
10/24/2007	0.039 (O)	
11/18/2007	0.059 (O)	
1/31/2008	0.0067	
3/11/2008	0.03 (O)	
5/6/2008	0.0062	
12/4/2008	0.009	
4/21/2009	0.0022	
10/7/2009	<0.005	
4/26/2010	<0.005	
10/4/2010	<0.005	
4/13/2011	<0.005	
10/5/2011	<0.005	
4/11/2012	<0.005	
10/9/2012	<0.005	
4/15/2013	0.0013	
10/15/2013	0.0023	
4/22/2014	<0.005	
9/30/2014	<0.005	
3/30/2015	0.0011 (J)	
10/13/2015	<0.005	
3/23/2016	<0.005	
5/20/2016	<0.005	
7/29/2016	0.0006 (J)	
9/23/2016	<0.005	
11/9/2016	<0.005	
1/31/2017	<0.005	
3/30/2017	0.0005 (J)	
6/12/2017	0.0008 (J)	
10/2/2017	<0.005	
3/19/2018	0.0031 (J)	
9/14/2018	<0.005	
3/20/2019	<0.005	
9/12/2019	<0.005	
3/11/2020	0.0025 (J)	
9/15/2020	0.00086 (J)	
3/17/2021	<0.005	
8/9/2021	<0.005	
2/1/2022	<0.005	
8/16/2022	<0.005	
2/16/2023	<0.005	
7/27/2023	<0.005	
2/22/2024		<0.005
8/7/2024		<0.005
2/27/2025		<0.005
9/2/2025		<0.005

ND substitution: RL or RL/2 if <15% NDs.

Mann-Whitney (Wilcoxon Rank Sum)

Constituent: Chromium (mg/L) Analysis Run 4/27/2026 2:27 PM View: Appendix I Mann-Whitney

Plant Bowen Client: Southern Company Data: Bowen 1, 2, 9, & 10

	GWA-2R	GWA-2R
8/23/2007	<0.005	
10/24/2007	0.0033	
11/18/2007	0.012	
1/31/2008	0.052 (O)	
3/10/2008	0.01	
5/13/2008	0.0068	
12/4/2008	0.0017	
4/21/2009	<0.005	
10/8/2009	<0.005	
4/21/2010	<0.005	
9/28/2010	<0.005	
4/12/2011	<0.005	
10/4/2011	<0.005	
4/3/2012	<0.005	
10/9/2012	<0.005	
4/11/2013	<0.005	
10/16/2013	<0.005	
4/10/2014	<0.005	
9/30/2014	<0.005	
3/30/2015	<0.005	
10/13/2015	<0.005	
3/23/2016	<0.005	
5/19/2016	<0.005	
7/29/2016	0.0005 (J)	
9/22/2016	<0.005	
11/10/2016	<0.005	
1/31/2017	<0.005	
4/3/2017	0.0003 (J)	
6/9/2017	<0.005	
10/2/2017	<0.005	
3/16/2018	<0.005	
9/14/2018	<0.005	
3/19/2019	<0.005	
9/13/2019	<0.005	
3/11/2020	0.0042 (J)	
9/15/2020	<0.005	
3/16/2021	<0.005	
8/9/2021	<0.005	
2/1/2022	<0.005	
8/16/2022	<0.005	
2/16/2023	<0.005	
7/27/2023	<0.005	
2/26/2024		<0.005
8/6/2024		<0.005
2/27/2025		<0.005
9/2/2025		<0.005

ND substitution: RL or RL/2 if <15% NDs.

Mann-Whitney (Wilcoxon Rank Sum)

Constituent: Chromium (mg/L) Analysis Run 4/27/2026 2:27 PM View: Appendix I Mann-Whitney

Plant Bowen Client: Southern Company Data: Bowen 1, 2, 9, & 10

	GWA-3A	GWA-3A
8/23/2007	<0.005	
11/2/2007	0.027 (O)	
11/18/2007	0.17 (O)	
1/31/2008	0.012	
3/11/2008	0.063 (O)	
5/14/2008	0.057 (O)	
12/5/2008	<0.005	
4/15/2009	<0.005	
10/8/2009	<0.005	
4/28/2010	<0.005	
10/6/2010	<0.005	
4/21/2011	<0.005	
10/13/2011	<0.005	
5/1/2012	<0.005	
10/9/2012	<0.005	
4/11/2013	<0.005	
10/16/2013	0.0013	
4/23/2014	<0.005	
10/4/2014	<0.005	
3/31/2015	<0.005	
10/12/2015	<0.005	
3/23/2016	<0.005	
5/23/2016	<0.005	
7/29/2016	<0.005	
9/22/2016	0.0013 (J)	
11/10/2016	<0.005	
1/31/2017	<0.005	
3/30/2017	<0.005	
6/12/2017	<0.005	
10/4/2017	<0.005	
3/19/2018	<0.005	
9/17/2018	<0.005	
3/20/2019	<0.005	
9/13/2019	0.00073 (J)	
3/11/2020	0.00095 (J)	
3/29/2021	0.00062 (J)	
8/9/2021	<0.005	
2/2/2022	0.0069	
8/16/2022	<0.005	
2/17/2023	<0.005	
8/1/2023	<0.005	
2/22/2024		<0.005
8/8/2024		<0.005
2/26/2025		<0.005
9/2/2025		<0.005

ND substitution: RL or RL/2 if <15% NDs.

Mann-Whitney (Wilcoxon Rank Sum)

Constituent: Chromium (mg/L) Analysis Run 4/27/2026 2:27 PM View: Appendix I Mann-Whitney

Plant Bowen Client: Southern Company Data: Bowen 1, 2, 9, & 10

	GWA-4RZ	GWA-4RZ
5/20/2009	0.0054	
10/19/2009	<0.005	
4/27/2010	<0.005	
10/4/2010	0.007	
4/14/2011	<0.005	
10/5/2011	<0.005	
4/11/2012	<0.005	
10/2/2012	0.0067	
4/11/2013	0.0046	
10/21/2013	<0.005	
4/23/2014	<0.005	
10/4/2014	0.012	
3/31/2015	0.0027	
10/11/2015	0.0022	
2/22/2017	<0.005	
4/7/2017	<0.005	
6/14/2017	<0.005	
7/12/2017	<0.005	
7/20/2017	<0.005	
7/28/2017	<0.005	
8/9/2017	<0.005	
8/24/2017	<0.005	
10/3/2017	<0.005	
3/21/2018	<0.005	
9/18/2018	<0.005	
3/21/2019	<0.005	
9/13/2019	<0.005	
3/12/2020	<0.005	
9/17/2020	<0.005	
3/16/2021	<0.005	
8/10/2021	<0.005	
2/3/2022	<0.005	
8/17/2022	<0.005	
2/17/2023	<0.005	
7/28/2023	<0.005	
2/27/2024		<0.005
8/8/2024		<0.005
2/28/2025		<0.005
9/3/2025		<0.005

ND substitution: RL or RL/2 if <15% NDs.

Mann-Whitney (Wilcoxon Rank Sum)

Constituent: Chromium (mg/L) Analysis Run 4/27/2026 2:27 PM View: Appendix I Mann-Whitney

Plant Bowen Client: Southern Company Data: Bowen 1, 2, 9, & 10

	GWA-39RZ	GWA-39RZ
2/21/2017	0.001 (J)	
3/27/2017	<0.005	
6/8/2017	<0.005	
7/17/2017	<0.005	
7/27/2017	0.0005 (J)	
8/9/2017	0.0005 (J)	
9/29/2017	0.0006 (J)	
3/16/2018	<0.005	
9/14/2018	<0.005	
3/14/2019	0.004 (J)	
9/11/2019	<0.005	
3/9/2020	0.0016 (J)	
9/16/2020	0.00058 (J)	
3/16/2021	0.0008 (J)	
8/6/2021	<0.005	
2/2/2022	0.0012 (J)	
8/16/2022	<0.005	
2/14/2023	<0.005	
7/25/2023	<0.005	
2/19/2024		<0.005
8/1/2024		<0.005
2/26/2025		<0.005
8/28/2025		<0.005

ND substitution: RL or RL/2 if <15% NDs.

Mann-Whitney (Wilcoxon Rank Sum)

Constituent: Chromium (mg/L) Analysis Run 4/27/2026 2:27 PM View: Appendix I Mann-Whitney

Plant Bowen Client: Southern Company Data: Bowen 1, 2, 9, & 10

	GWA-39Z	GWA-39Z
3/14/2016	<0.005	
5/11/2016	<0.005	
7/19/2016	<0.005	
9/15/2016	<0.005	
11/2/2016	<0.005	
1/18/2017	<0.005	
3/28/2017	0.0004 (J)	
6/7/2017	<0.005	
9/26/2017	<0.005	
3/14/2018	<0.005	
9/12/2018	<0.005	
3/15/2019	<0.005	
9/9/2019	<0.005	
3/9/2020	0.069 (O)	
9/10/2020	<0.005	
3/12/2021	0.00064 (J)	
8/4/2021	<0.005	
1/31/2022	<0.005	
8/10/2022	<0.005	
2/13/2023	<0.005	
7/26/2023	<0.005	
2/19/2024		<0.005
8/1/2024		<0.005
2/25/2025		<0.005
8/28/2025		<0.005

ND substitution: RL or RL/2 if <15% NDs.

Mann-Whitney (Wilcoxon Rank Sum)

Constituent: Chromium (mg/L) Analysis Run 4/27/2026 2:27 PM View: Appendix I Mann-Whitney

Plant Bowen Client: Southern Company Data: Bowen 1, 2, 9, & 10

	GWA-40	GWA-40
3/15/2016	<0.005	
5/11/2016	<0.005	
7/21/2016	<0.005	
9/15/2016	<0.005	
11/3/2016	<0.005	
1/17/2017	<0.005	
3/24/2017	0.0013 (J)	
5/24/2017	0.0008 (J)	
9/26/2017	0.0005 (J)	
3/14/2018	<0.005	
9/12/2018	<0.005	
3/13/2019	<0.005	
9/9/2019	<0.005	
3/9/2020	0.0009 (J)	
9/11/2020	<0.005	
3/10/2021	0.00075 (J)	
8/4/2021	<0.005	
1/31/2022	<0.005	
8/12/2022	<0.005	
2/13/2023	<0.005	
7/26/2023	<0.005	
2/19/2024		<0.005
8/1/2024		<0.005
2/25/2025		<0.005
8/27/2025		<0.005

ND substitution: RL or RL/2 if <15% NDs.

Mann-Whitney (Wilcoxon Rank Sum)

Constituent: Chromium (mg/L) Analysis Run 4/27/2026 2:27 PM View: Appendix I Mann-Whitney

Plant Bowen Client: Southern Company Data: Bowen 1, 2, 9, & 10

	GWA-41	GWA-41
3/15/2016	<0.005	
5/12/2016	<0.005	
7/20/2016	<0.005	
9/15/2016	<0.005	
11/3/2016	<0.005	
1/18/2017	<0.005	
3/24/2017	0.0007 (J)	
6/6/2017	<0.005	
9/25/2017	<0.005	
3/14/2018	<0.005	
9/12/2018	<0.005	
3/14/2019	<0.005	
9/10/2019	<0.005	
3/6/2020	0.015	
9/10/2020	<0.005	
3/11/2021	0.0015 (J)	
8/4/2021	<0.005	
1/31/2022	<0.005	
8/11/2022	<0.005	
2/13/2023	<0.005	
7/25/2023	<0.005	
2/19/2024		<0.005
8/1/2024		<0.005
2/25/2025		<0.005
8/28/2025		<0.005

ND substitution: RL or RL/2 if <15% NDs.

Mann-Whitney (Wilcoxon Rank Sum)

Constituent: Chromium (mg/L) Analysis Run 4/27/2026 2:27 PM View: Appendix I Mann-Whitney

Plant Bowen Client: Southern Company Data: Bowen 1, 2, 9, & 10

	GWA-41R	GWA-41R
3/15/2016	<0.005	
5/13/2016	<0.005	
7/21/2016	<0.005	
9/21/2016	<0.005	
11/3/2016	<0.005	
1/17/2017	<0.005	
3/27/2017	<0.005	
6/6/2017	0.0004 (J)	
9/25/2017	<0.005	
3/14/2018	<0.005	
9/12/2018	<0.005	
3/14/2019	<0.005	
9/10/2019	<0.005	
3/9/2020	0.0004 (J)	
9/10/2020	<0.005	
3/10/2021	<0.005	
8/4/2021	<0.005	
1/31/2022	<0.005	
8/11/2022	<0.005	
2/13/2023	<0.005	
7/25/2023	<0.005	
2/19/2024		<0.005
8/1/2024		<0.005
2/25/2025		<0.005
8/27/2025		<0.005

ND substitution: RL or RL/2 if <15% NDs.

Mann-Whitney (Wilcoxon Rank Sum)

Constituent: Chromium (mg/L) Analysis Run 4/27/2026 2:27 PM View: Appendix I Mann-Whitney

Plant Bowen Client: Southern Company Data: Bowen 1, 2, 9, & 10

	GWA-42	GWA-42
3/11/2016	<0.005	
5/16/2016	<0.005	
7/22/2016	<0.005	
9/19/2016	<0.005	
11/3/2016	<0.005	
1/17/2017	<0.005	
3/27/2017	<0.005	
6/7/2017	<0.005	
9/26/2017	<0.005	
3/14/2018	<0.005	
9/14/2018	<0.005	
3/14/2019	<0.005	
9/10/2019	<0.005	
3/6/2020	0.00045 (J)	
9/10/2020	<0.005	
3/11/2021	<0.005	
8/4/2021	<0.005	
1/31/2022	<0.005	
8/10/2022	<0.005	
2/13/2023	<0.005	
7/26/2023	<0.005	
2/20/2024		<0.005
8/1/2024		<0.005
2/25/2025		<0.005
8/28/2025		<0.005

ND substitution: RL or RL/2 if <15% NDs.

Mann-Whitney (Wilcoxon Rank Sum)

Constituent: Chromium (mg/L) Analysis Run 4/27/2026 2:27 PM View: Appendix I Mann-Whitney

Plant Bowen Client: Southern Company Data: Bowen 1, 2, 9, & 10

	GWA-43	GWA-43
3/11/2016	<0.005	
5/13/2016	<0.005	
7/19/2016	<0.005	
9/16/2016	<0.005	
11/2/2016	<0.005	
1/18/2017	<0.005	
3/28/2017	0.0007 (J)	
6/6/2017	0.0004 (J)	
9/22/2017	0.0008 (J)	
3/14/2018	<0.005	
9/12/2018	<0.005	
3/13/2019	<0.005	
9/11/2019	0.00051 (J)	
3/9/2020	0.0033 (J)	
9/11/2020	<0.005	
3/11/2021	<0.005	
8/6/2021	<0.005	
1/31/2022	<0.005	
8/11/2022	<0.005	
2/14/2023	0.0016 (J)	
7/25/2023	<0.005	
2/20/2024		<0.005
8/2/2024		<0.005
2/25/2025		<0.005
8/28/2025		<0.005

ND substitution: RL or RL/2 if <15% NDs.

Mann-Whitney (Wilcoxon Rank Sum)

Constituent: Chromium (mg/L) Analysis Run 4/27/2026 2:27 PM View: Appendix I Mann-Whitney

Plant Bowen Client: Southern Company Data: Bowen 1, 2, 9, & 10

	GWA-43R	GWA-43R
3/11/2016	0.00212 (J)	
5/13/2016	<0.005	
7/19/2016	0.0006 (J)	
9/16/2016	<0.005	
11/2/2016	<0.005	
1/18/2017	0.0014 (J)	
3/28/2017	0.0011 (J)	
6/6/2017	0.0009 (J)	
9/22/2017	0.0006 (J)	
3/15/2018	0.0017 (J)	
9/12/2018	<0.005	
3/13/2019	<0.005	
9/11/2019	0.00066 (J)	
3/9/2020	0.0014 (J)	
9/14/2020	0.0011 (J)	
3/11/2021	0.0011 (J)	
8/5/2021	<0.005	
1/31/2022	0.0011 (J)	
8/10/2022	<0.005	
2/13/2023	<0.005	
7/25/2023	<0.005	
2/20/2024		<0.005
8/2/2024		<0.005
2/25/2025		<0.005
8/28/2025		<0.005

ND substitution: RL or RL/2 if <15% NDs.

Mann-Whitney (Wilcoxon Rank Sum)

Constituent: Chromium (mg/L) Analysis Run 4/27/2026 2:27 PM View: Appendix I Mann-Whitney

Plant Bowen Client: Southern Company Data: Bowen 1, 2, 9, & 10

	GWA-50	GWA-50
12/12/2008	<0.005	
4/23/2009	<0.005	
10/6/2009	<0.005	
4/27/2010	<0.005	
9/30/2010	0.0014	
4/14/2011	0.0014	
10/5/2011	<0.005	
4/11/2012	<0.005	
10/2/2012	<0.005	
4/9/2013	<0.005	
10/15/2013	<0.005	
4/10/2014	0.0012 (J)	
10/1/2014	<0.005	
3/30/2015	<0.005	
10/11/2015	<0.005	
3/28/2016	<0.005	
5/23/2016	<0.005	
8/1/2016	0.0004 (J)	
9/26/2016	<0.005	
11/10/2016	<0.005	
1/30/2017	<0.005	
4/7/2017	<0.005	
6/12/2017	<0.005	
10/2/2017	<0.005	
3/16/2018	<0.005	
9/17/2018	<0.005	
3/19/2019	<0.005	
9/13/2019	<0.005	
3/11/2020	0.0011 (J)	
9/16/2020	<0.005	
3/17/2021	<0.005	
8/9/2021	<0.005	
2/1/2022	<0.005	
8/16/2022	<0.005	
2/16/2023	<0.005	
7/28/2023	<0.005	
2/22/2024		<0.005
8/8/2024		<0.005
2/27/2025		<0.005
9/2/2025		<0.005

ND substitution: RL or RL/2 if <15% NDs.

Mann-Whitney (Wilcoxon Rank Sum)

Constituent: Chromium (mg/L) Analysis Run 4/27/2026 2:27 PM View: Appendix I Mann-Whitney

Plant Bowen Client: Southern Company Data: Bowen 1, 2, 9, & 10

	GWA-50R	GWA-50R
12/12/2008	<0.005	
4/23/2009	0.0031	
10/6/2009	0.0024	
5/3/2010	<0.005	
10/11/2010	0.0028	
4/27/2011	0.0041	
10/19/2011	<0.005	
5/1/2012	<0.005	
10/2/2012	0.0019	
4/10/2013	0.0027	
10/16/2013	0.0029	
4/22/2014	0.0024	
10/1/2014	<0.005	
3/30/2015	0.0022	
10/11/2015	<0.005	
3/28/2016	<0.005	
5/25/2016	<0.005	
8/1/2016	<0.005	
9/26/2016	<0.005	
11/11/2016	0.0053 (J)	
1/30/2017	<0.005	
4/3/2017	0.0005 (J)	
6/12/2017	0.0005 (J)	
10/2/2017	<0.005	
3/16/2018	<0.005	
9/18/2018	<0.005	
3/19/2019	<0.005	
9/12/2019	<0.005	
3/11/2020	<0.005	
9/15/2020	<0.005	
3/17/2021	<0.005	
8/9/2021	<0.005	
2/2/2022	<0.005	
8/17/2022	<0.005	
2/16/2023	<0.005	
7/28/2023	<0.005	
2/22/2024		<0.005
8/8/2024		<0.005
2/28/2025		<0.005
9/2/2025		<0.005

ND substitution: RL or RL/2 if <15% NDs.

Mann-Whitney (Wilcoxon Rank Sum)

Constituent: Chromium (mg/L) Analysis Run 4/27/2026 2:27 PM View: Appendix I Mann-Whitney

Plant Bowen Client: Southern Company Data: Bowen 1, 2, 9, & 10

	GWC-5	GWC-5
8/23/2007	0.0076	
10/25/2007	0.015	
11/19/2007	0.013	
1/23/2008	0.032 (o)	
3/11/2008	0.024 (o)	
5/12/2008	0.016	
12/11/2008	0.013	
4/15/2009	0.0073	
10/9/2009	0.0037	
5/4/2010	<0.005	
10/12/2010	0.0023	
4/28/2011	0.002	
10/19/2011	0.0015	
5/2/2012	<0.005	
10/9/2012	<0.005	
4/11/2013	0.0015	
10/16/2013	<0.005	
4/23/2014	0.0011 (J)	
10/3/2014	<0.005	
3/31/2015	<0.005	
10/12/2015	<0.005	
3/28/2016	<0.005	
5/25/2016	<0.005	
8/1/2016	<0.005	
9/27/2016	<0.005	
11/11/2016	0.0053 (J)	
1/31/2017	<0.005	
4/3/2017	<0.005	
6/12/2017	0.0005 (J)	
10/3/2017	<0.005	
3/19/2018	<0.005	
9/17/2018	<0.005	
3/20/2019	<0.005	
9/16/2019	<0.005	
3/16/2020	0.00078 (J)	
9/16/2020	<0.005	
3/17/2021	0.00069 (J)	
8/9/2021	<0.005	
2/2/2022	<0.005	
8/16/2022	<0.005	
2/20/2023	<0.005	
7/28/2023	<0.005	
2/26/2024		<0.005
8/8/2024		<0.005
2/27/2025		<0.005
9/3/2025		<0.005

ND substitution: RL or RL/2 if <15% NDs.

Mann-Whitney (Wilcoxon Rank Sum)

Constituent: Chromium (mg/L) Analysis Run 4/27/2026 2:27 PM View: Appendix I Mann-Whitney

Plant Bowen Client: Southern Company Data: Bowen 1, 2, 9, & 10

	GWC-6	GWC-6
8/22/2007	<0.005	
10/25/2007	0.002	
11/20/2007	0.017	
1/23/2008	0.064 (O)	
3/11/2008	0.013	
5/14/2008	0.027	
12/11/2008	<0.005	
4/23/2009	<0.005	
10/9/2009	0.0014	
5/4/2010	<0.005	
10/11/2010	0.0027	
4/26/2011	0.0015	
10/18/2011	<0.005	
5/2/2012	<0.005	
10/8/2012	<0.005	
4/10/2013	0.0013	
10/8/2013	0.0017	
4/14/2014	0.004	
10/3/2014	0.0017	
4/1/2015	0.0027	
10/9/2015	0.0016	
3/29/2016	0.00363 (J)	
5/24/2016	0.00263 (J)	
8/1/2016	0.0022 (J)	
9/26/2016	0.0014 (J)	
11/18/2016	0.0012 (J)	
2/1/2017	0.0024 (J)	
4/6/2017	0.0016 (J)	
6/13/2017	0.0031 (J)	
10/3/2017	0.0025 (J)	
3/19/2018	0.0035 (J)	
9/17/2018	0.0024 (J)	
3/21/2019	0.0029 (J)	
9/16/2019	0.002 (J)	
3/12/2020	0.0034 (J)	
9/16/2020	0.0022 (J)	
3/17/2021	0.0027 (J)	
8/10/2021	0.0027 (J)	
2/2/2022	0.0026 (J)	
8/17/2022	0.0025 (J)	
2/17/2023	0.0031 (J)	
7/31/2023	0.0024 (J)	
2/26/2024		0.0024 (J)
8/8/2024		<0.005
2/27/2025		0.003 (J)
9/3/2025		0.0014 (J)

ND substitution: RL or RL/2 if <15% NDs.

Mann-Whitney (Wilcoxon Rank Sum)

Constituent: Chromium (mg/L) Analysis Run 4/27/2026 2:27 PM View: Appendix I Mann-Whitney

Plant Bowen Client: Southern Company Data: Bowen 1, 2, 9, & 10

	GWC-6RZ	GWC-6RZ
5/26/2015	0.0015	
6/18/2015	0.0012 (J)	
7/2/2015	0.0014	
10/9/2015	0.0015	
3/29/2016	<0.005	
5/24/2016	<0.005	
8/1/2016	0.0021 (J)	
9/26/2016	0.002 (J)	
11/14/2016	0.0076 (J,o)	
2/1/2017	0.0017 (J)	
4/6/2017	0.0016 (J)	
6/13/2017	0.0015 (J)	
10/3/2017	0.0018 (J)	
3/20/2018	0.0017 (J)	
9/17/2018	0.002 (J)	
3/21/2019	0.0025 (J)	
9/16/2019	0.002 (J)	
3/12/2020	0.0028 (J)	
9/16/2020	0.0023 (J)	
3/17/2021	0.0021 (J)	
8/10/2021	0.0021 (J)	
2/2/2022	0.0024 (J)	
8/17/2022	0.0024 (J)	
2/17/2023	0.0022 (J)	
7/28/2023	0.0023 (J)	
2/26/2024		0.002 (J)
8/8/2024		<0.005
2/27/2025		0.0026 (J)
9/2/2025		0.0019 (J)

ND substitution: RL or RL/2 if <15% NDs.

Mann-Whitney (Wilcoxon Rank Sum)

Constituent: Chromium (mg/L) Analysis Run 4/27/2026 2:27 PM View: Appendix I Mann-Whitney

Plant Bowen Client: Southern Company Data: Bowen 1, 2, 9, & 10

	GWC-7Z	GWC-7Z
8/22/2007	<0.005	
10/25/2007	0.0072	
11/20/2007	0.056 (o)	
1/16/2008	0.16 (o)	
3/6/2008	0.067 (o)	
5/13/2008	0.018	
12/13/2008	0.0025	
4/15/2009	0.0022	
10/9/2009	0.0026	
4/27/2010	0.0033	
10/5/2010	0.0023	
4/19/2011	0.0021	
10/12/2011	0.0014	
4/24/2012	<0.005	
10/3/2012	0.0016	
4/9/2013	0.0013	
10/8/2013	0.0034	
4/10/2014	0.0033	
10/2/2014	<0.005	
4/2/2015	<0.005	
10/10/2015	0.0018	
5/31/2016	<0.005	
8/2/2016	<0.005	
9/27/2016	<0.005	
11/21/2016	<0.005	
2/1/2017	<0.005	
4/6/2017	0.0004 (J)	
6/13/2017	<0.005	
7/14/2017	<0.005	
10/3/2017	<0.005	
3/20/2018	<0.005	
9/18/2018	<0.005	
3/21/2019	<0.005	
9/13/2019	<0.005	
3/12/2020	0.0014 (J)	
9/16/2020	<0.005	
3/17/2021	<0.005	
8/10/2021	<0.005	
2/2/2022	<0.005	
8/17/2022	<0.005	
2/20/2023	0.0012 (J)	
7/31/2023	<0.005	
2/26/2024		<0.005
8/8/2024		<0.005
2/27/2025		<0.005
9/3/2025		<0.005

ND substitution: RL or RL/2 if <15% NDs.

Mann-Whitney (Wilcoxon Rank Sum)

Constituent: Chromium (mg/L) Analysis Run 4/27/2026 2:27 PM View: Appendix I Mann-Whitney

Plant Bowen Client: Southern Company Data: Bowen 1, 2, 9, & 10

	GWC-8RR	GWC-8RR
8/22/2007	<0.005	
10/26/2007	0.0049	
11/20/2007	0.0066	
1/23/2008	0.032	
3/10/2008	0.02	
5/6/2008	0.0047	
12/12/2008	0.024	
4/23/2009	0.0015	
10/8/2009	0.0082	
5/4/2010	0.0081	
10/7/2010	0.013	
4/26/2011	0.0016	
10/18/2011	<0.005	
4/30/2012	<0.005	
10/3/2012	<0.005	
4/8/2013	<0.005	
10/9/2013	0.0019	
4/10/2014	0.0034	
10/2/2014	0.0056	
4/3/2015	0.0022	
10/8/2015	0.0033	
3/30/2016	0.00308 (J)	
5/24/2016	<0.005	
8/2/2016	0.001 (J)	
9/27/2016	<0.005	
11/22/2016	<0.005	
2/6/2017	<0.005	
4/6/2017	0.0008 (J)	
6/14/2017	0.0009 (J)	
10/4/2017	<0.005	
3/21/2018	<0.005	
9/18/2018	<0.005	
3/27/2019	0.0021 (J)	
9/16/2019	0.00046 (J)	
3/12/2020	0.0031 (J)	
9/17/2020	0.00086 (J)	
3/17/2021	0.00079 (J)	
8/10/2021	0.0014 (J)	
2/2/2022	0.0015 (J)	
8/17/2022	0.0011 (J)	
2/21/2023	0.0053	
7/31/2023	<0.005	
2/27/2024		<0.005
8/12/2024		<0.005
3/4/2025		<0.005
9/3/2025		<0.005

ND substitution: RL or RL/2 if <15% NDs.

Mann-Whitney (Wilcoxon Rank Sum)

Constituent: Chromium (mg/L) Analysis Run 4/27/2026 2:27 PM View: Appendix I Mann-Whitney

Plant Bowen Client: Southern Company Data: Bowen 1, 2, 9, & 10

	GWC-8Z	GWC-8Z
8/22/2007	0.0076	
11/1/2007	0.016	
11/20/2007	0.0059	
1/23/2008	0.049 (o)	
3/10/2008	0.0076	
5/12/2008	0.0039	
12/12/2008	0.0019	
4/22/2009	0.0027	
10/8/2009	0.0025	
4/28/2010	0.0065	
10/7/2010	0.0032	
4/20/2011	0.0056	
10/12/2011	0.0028	
4/30/2012	<0.005	
10/3/2012	0.0031	
4/9/2013	0.0061	
10/9/2013	0.0082	
4/9/2014	0.0055	
10/2/2014	0.006	
4/2/2015	0.0073	
5/26/2015	<0.005	
6/18/2015	0.0024	
7/2/2015	<0.005	
10/8/2015	<0.005	
3/22/2016	0.00302 (J)	
5/25/2016	0.00441 (J)	
8/2/2016	0.0025 (J)	
9/26/2016	0.002 (J)	
11/21/2016	0.0017 (J)	
2/3/2017	0.0018 (J)	
4/7/2017	0.0024 (J)	
6/13/2017	0.0019 (J)	
10/3/2017	0.0022 (J)	
3/20/2018	0.0017 (J)	
9/18/2018	<0.005	
5/6/2019	0.0048 (J)	
9/16/2019	0.002 (J)	
3/16/2020	0.0015 (J)	
9/17/2020	0.0017 (J)	
3/18/2021	0.0015 (J)	
8/10/2021	0.0019 (J)	
2/2/2022	0.0021 (J)	
8/17/2022	0.0014 (J)	
2/20/2023	<0.005	
7/31/2023	0.0016 (J)	
2/26/2024		<0.005
8/12/2024		<0.005
2/28/2025		0.0013 (J)
9/3/2025		0.0014 (J)

ND substitution: RL or RL/2 if <15% NDs.

Mann-Whitney (Wilcoxon Rank Sum)

Constituent: Chromium (mg/L) Analysis Run 4/27/2026 2:27 PM View: Appendix I Mann-Whitney

Plant Bowen Client: Southern Company Data: Bowen 1, 2, 9, & 10

	GWC-9	GWC-9
8/23/2007	<0.005	
11/1/2007	0.0061	
11/19/2007	0.018	
1/15/2008	0.078 (O)	
3/6/2008	0.054 (O)	
5/13/2008	0.0085	
12/12/2008	0.0023	
4/16/2009	<0.005	
10/13/2009	<0.005	
4/21/2010	<0.005	
9/29/2010	<0.005	
4/13/2011	<0.005	
10/5/2011	<0.005	
4/4/2012	<0.005	
10/8/2012	<0.005	
4/8/2013	<0.005	
10/9/2013	0.0013	
4/9/2014	<0.005	
9/30/2014	<0.005	
4/2/2015	<0.005	
10/10/2015	0.001 (J)	
3/30/2016	<0.005	
5/26/2016	<0.005	
8/5/2016	0.0004 (J)	
9/28/2016	<0.005	
11/21/2016	<0.005	
2/6/2017	<0.005	
4/6/2017	<0.005	
6/13/2017	<0.005	
10/3/2017	<0.005	
3/20/2018	<0.005	
9/18/2018	<0.005	
3/21/2019	<0.005	
9/16/2019	<0.005	
3/12/2020	0.00045 (J)	
9/17/2020	<0.005	
3/18/2021	<0.005	
8/10/2021	<0.005	
2/2/2022	<0.005	
8/17/2022	<0.005	
2/21/2023	<0.005	
7/31/2023	<0.005	
2/27/2024		<0.005
8/12/2024		<0.005
2/28/2025		<0.005
9/3/2025		<0.005

ND substitution: RL or RL/2 if <15% NDs.

Mann-Whitney (Wilcoxon Rank Sum)

Constituent: Chromium (mg/L) Analysis Run 4/27/2026 2:27 PM View: Appendix I Mann-Whitney

Plant Bowen Client: Southern Company Data: Bowen 1, 2, 9, & 10

	GWC-10	GWC-10
8/21/2007	0.0015	
11/1/2007	0.011	
11/20/2007	0.042 (O)	
1/30/2008	0.034	
3/6/2008	0.027	
5/12/2008	0.015	
12/13/2008	0.0036	
4/29/2009	<0.005	
10/20/2009	<0.005	
4/26/2010	<0.005	
9/29/2010	0.0034	
4/13/2011	<0.005	
10/5/2011	0.0032	
4/4/2012	<0.005	
10/3/2012	0.0047	
4/3/2013	0.0014	
10/15/2013	0.002	
4/9/2014	<0.005	
10/2/2014	<0.005	
4/2/2015	<0.005	
10/10/2015	0.0013	
3/31/2016	<0.005	
5/26/2016	<0.005	
8/5/2016	0.0009 (J)	
9/28/2016	<0.005	
11/22/2016	0.0024 (J)	
2/7/2017	0.0015 (J)	
4/10/2017	0.003 (J)	
6/14/2017	0.0006 (J)	
10/4/2017	0.0027 (J)	
3/20/2018	<0.005	
9/18/2018	<0.005	
3/22/2019	<0.005	
9/17/2019	0.0009 (J)	
3/12/2020	0.00047 (J)	
9/17/2020	0.0011 (J)	
3/18/2021	0.00068 (J)	
8/10/2021	<0.005	
2/4/2022	<0.005	
8/17/2022	0.0013 (J)	
2/20/2023	<0.005	
7/31/2023	0.0019 (J)	
2/27/2024		<0.005
8/12/2024		<0.005
2/28/2025		<0.005
9/3/2025		0.0021 (J)

ND substitution: RL or RL/2 if <15% NDs.

Mann-Whitney (Wilcoxon Rank Sum)

Constituent: Chromium (mg/L) Analysis Run 4/27/2026 2:27 PM View: Appendix I Mann-Whitney

Plant Bowen Client: Southern Company Data: Bowen 1, 2, 9, & 10

	GWC-10R	GWC-10R
8/21/2007	0.036 (O)	
11/1/2007	0.01	
11/20/2007	0.0039	
1/30/2008	0.019 (O)	
3/6/2008	<0.005	
5/8/2008	0.01	
12/14/2008	0.0038	
4/29/2009	<0.005	
10/21/2009	<0.005	
4/21/2010	<0.005	
9/28/2010	<0.005	
4/12/2011	<0.005	
10/4/2011	0.0019	
4/3/2012	<0.005	
10/8/2012	<0.005	
4/3/2013	<0.005	
10/15/2013	<0.005	
4/9/2014	<0.005	
10/2/2014	<0.005	
4/2/2015	<0.005	
10/12/2015	<0.005	
3/31/2016	<0.005	
5/26/2016	<0.005	
8/3/2016	0.0004 (J)	
9/28/2016	<0.005	
11/22/2016	<0.005	
2/7/2017	0.0019 (J)	
4/10/2017	0.0005 (J)	
6/14/2017	<0.005	
10/4/2017	<0.005	
3/21/2018	<0.005	
9/18/2018	<0.005	
3/22/2019	<0.005	
9/17/2019	0.00067 (J)	
3/12/2020	<0.005	
9/17/2020	<0.005	
3/18/2021	0.002 (J)	
8/11/2021	<0.005	
2/4/2022	<0.005	
8/18/2022	<0.005	
2/20/2023	<0.005	
7/31/2023	<0.005	
2/27/2024		<0.005
8/12/2024		<0.005
3/3/2025		<0.005
9/3/2025		<0.005

ND substitution: RL or RL/2 if <15% NDs.

Mann-Whitney (Wilcoxon Rank Sum)

Constituent: Chromium (mg/L) Analysis Run 4/27/2026 2:27 PM View: Appendix I Mann-Whitney

Plant Bowen Client: Southern Company Data: Bowen 1, 2, 9, & 10

	GWC-11	GWC-11
8/21/2007	<0.005	
11/1/2007	<0.005	
11/18/2007	<0.005	
1/30/2008	<0.005	
3/5/2008	<0.005	
5/7/2008	0.025 (O)	
12/14/2008	0.0021	
4/29/2009	0.011	
10/22/2009	0.01	
4/21/2010	0.0053	
9/28/2010	0.0076	
4/12/2011	0.0095	
10/4/2011	0.0091	
4/3/2012	0.0076	
10/3/2012	0.0039	
4/3/2013	<0.005	
10/9/2013	0.0089	
4/2/2014	<0.005	
10/2/2014	<0.005	
4/1/2015	0.0062	
10/11/2015	<0.005	
4/4/2016	0.00656 (J)	
5/26/2016	0.00752 (J)	
8/3/2016	0.0067 (J)	
9/28/2016	0.0082 (J)	
11/22/2016	0.0045 (J)	
2/8/2017	0.0101	
4/10/2017	0.0094 (J)	
6/15/2017	0.009 (J)	
10/4/2017	0.0008 (J)	
3/21/2018	0.0079 (J)	
9/18/2018	0.0081 (J)	
3/23/2019	<0.005	
9/17/2019	0.0079 (J)	
3/12/2020	0.00084 (J)	
9/21/2020	0.0081 (J)	
3/19/2021	0.0073	
8/11/2021	<0.005	
2/4/2022	0.0071	
8/18/2022	<0.005	
2/20/2023	0.0015 (J)	
8/1/2023	0.0074	
2/28/2024		0.0074
8/13/2024		<0.005
3/4/2025		0.0072
9/3/2025		0.0074

ND substitution: RL or RL/2 if <15% NDs.

Mann-Whitney (Wilcoxon Rank Sum)

Constituent: Chromium (mg/L) Analysis Run 4/27/2026 2:27 PM View: Appendix I Mann-Whitney

Plant Bowen Client: Southern Company Data: Bowen 1, 2, 9, & 10

	GWC-11R	GWC-11R
8/21/2007	0.037	
11/1/2007	0.04	
11/18/2007	0.045	
1/30/2008	0.041	
3/6/2008	0.042	
5/7/2008	0.029	
12/14/2008	0.032	
4/29/2009	0.017	
10/22/2009	0.022	
4/21/2010	0.021	
9/29/2010	0.024	
4/13/2011	0.014	
10/4/2011	0.017	
4/4/2012	0.014	
10/3/2012	0.0033	
4/3/2013	0.017	
10/9/2013	0.015	
4/2/2014	0.014	
10/2/2014	0.0048	
4/1/2015	0.0084	
10/11/2015	0.019	
4/4/2016	0.00728 (J)	
5/26/2016	0.00553 (J)	
8/4/2016	0.0071 (J)	
9/28/2016	0.0093 (J)	
11/22/2016	0.0058 (J)	
2/8/2017	0.0072 (J)	
4/10/2017	0.0062 (J)	
6/15/2017	0.0066 (J)	
10/4/2017	0.0079 (J)	
3/22/2018	0.0062 (J)	
9/18/2018	0.0062 (J)	
3/23/2019	0.0048 (J)	
9/17/2019	0.0042 (J)	
3/12/2020	0.0042 (J)	
9/21/2020	0.0056 (J)	
3/19/2021	0.0079	
8/11/2021	0.0042 (J)	
2/4/2022	0.0042 (J)	
8/18/2022	0.0046 (J)	
2/20/2023	0.0037 (J)	
8/1/2023	0.005 (J)	
2/28/2024		0.0037 (J)
8/12/2024		0.004 (J)
3/3/2025		0.0039 (J)
9/3/2025		0.0048 (J)

Mann-Whitney (Wilcoxon Rank Sum)

Constituent: Chromium (mg/L) Analysis Run 4/27/2026 2:27 PM View: Appendix I Mann-Whitney

Plant Bowen Client: Southern Company Data: Bowen 1, 2, 9, & 10

	GWC-12	GWC-12
8/21/2007	0.0013	
11/1/2007	<0.005	
11/19/2007	0.0056	
1/16/2008	0.039 (O)	
3/5/2008	0.03 (O)	
5/13/2008	0.0057	
12/13/2008	<0.005	
4/16/2009	<0.005	
10/21/2009	0.0015	
4/27/2010	0.0036	
10/5/2010	<0.005	
4/19/2011	0.003	
10/12/2011	<0.005	
4/24/2012	<0.005	
10/2/2012	<0.005	
4/2/2013	0.0018	
10/9/2013	<0.005	
4/1/2014	<0.005	
10/2/2014	<0.005	
4/1/2015	<0.005	
10/14/2015	<0.005	
4/4/2016	<0.005	
5/27/2016	<0.005	
8/3/2016	<0.005	
9/30/2016	<0.005	
11/22/2016	<0.005	
2/13/2017	<0.005	
4/11/2017	<0.005	
6/14/2017	<0.005	
10/4/2017	<0.005	
3/22/2018	<0.005	
9/18/2018	<0.005	
3/23/2019	<0.005	
9/17/2019	<0.005	
3/12/2020	<0.005	
9/21/2020	<0.005	
3/19/2021	<0.005	
8/11/2021	<0.005	
2/2/2022	<0.005	
8/18/2022	<0.005	
2/21/2023	<0.005	
8/1/2023	0.0016 (J)	
2/27/2024		<0.005
8/12/2024		<0.005
3/4/2025		<0.005
9/3/2025		<0.005

ND substitution: RL or RL/2 if <15% NDs.

Mann-Whitney (Wilcoxon Rank Sum)

Constituent: Chromium (mg/L) Analysis Run 4/27/2026 2:27 PM View: Appendix I Mann-Whitney

Plant Bowen Client: Southern Company Data: Bowen 1, 2, 9, & 10

	GWC-13	GWC-13
8/21/2007	0.0019	
11/1/2007	0.01	
11/19/2007	0.021	
1/31/2008	0.035	
3/5/2008	0.012	
5/12/2008	0.02	
12/13/2008	0.014	
4/28/2009	0.0079	
10/21/2009	0.0092	
4/28/2010	0.0086	
10/5/2010	0.0085	
4/19/2011	0.0089	
10/18/2011	0.0093	
4/25/2012	0.0075	
10/2/2012	0.017	
4/2/2013	0.0097	
10/8/2013	0.011	
4/1/2014	0.0074	
10/1/2014	0.0049	
4/1/2015	0.0072	
10/15/2015	0.0077	
4/4/2016	0.00615 (J)	
5/31/2016	0.00588 (J)	
8/4/2016	0.0056 (J)	
9/29/2016	0.0065 (J)	
11/28/2016	0.0064 (J)	
2/9/2017	0.0078 (J)	
4/12/2017	0.0077 (J)	
6/16/2017	0.0072 (J)	
10/9/2017	0.0079 (J)	
3/21/2018	0.0055 (J)	
9/19/2018	0.0059 (J)	
3/23/2019	0.0058 (J)	
9/18/2019	0.0063 (J)	
3/13/2020	0.0054 (J)	
9/22/2020	0.0062 (J)	
3/18/2021	0.0058	
8/11/2021	0.0074	
2/17/2022	0.0053	
8/18/2022	0.0044 (J)	
2/22/2023	0.0038 (J)	
8/1/2023	0.0047 (J)	
2/27/2024		0.0038 (J)
8/12/2024		0.003 (J)
3/3/2025		0.0035 (J)
9/3/2025		0.0035 (J)

Mann-Whitney (Wilcoxon Rank Sum)

Constituent: Chromium (mg/L) Analysis Run 4/27/2026 2:27 PM View: Appendix I Mann-Whitney

Plant Bowen Client: Southern Company Data: Bowen 1, 2, 9, & 10

	GWC-13RZ	GWC-13RZ
8/21/2007	<0.005	
11/1/2007	0.0042	
11/19/2007	0.0049	
1/31/2008	<0.005	
3/5/2008	<0.005	
5/7/2008	<0.005	
12/12/2008	0.019 (O)	
4/29/2009	0.002	
10/21/2009	0.002	
4/28/2010	0.0049	
10/6/2010	<0.005	
4/20/2011	<0.005	
10/12/2011	<0.005	
4/25/2012	<0.005	
10/2/2012	0.0015	
4/2/2013	0.0017	
10/8/2013	<0.005	
4/1/2014	<0.005	
10/1/2014	<0.005	
3/31/2015	<0.005	
10/14/2015	<0.005	
4/4/2016	<0.005	
6/1/2016	<0.005	
2/22/2017	0.0012 (J)	
4/11/2017	0.0033 (J)	
6/16/2017	<0.005	
7/12/2017	<0.005	
7/28/2017	<0.005	
8/10/2017	<0.005	
10/6/2017	<0.005	
3/23/2018	<0.005	
9/20/2018	<0.005	
3/22/2019	<0.005	
9/19/2019	<0.005	
3/17/2020	0.002 (J)	
9/22/2020	<0.005	
3/19/2021	<0.005	
8/12/2021	<0.005	
2/4/2022	<0.005	
8/19/2022	<0.005	
2/22/2023	0.0024 (J)	
8/2/2023	<0.005	
2/28/2024		<0.005
8/13/2024		<0.005
3/4/2025		<0.005
9/4/2025		<0.005

ND substitution: RL or RL/2 if <15% NDs.

Mann-Whitney (Wilcoxon Rank Sum)

Constituent: Chromium (mg/L) Analysis Run 4/27/2026 2:27 PM View: Appendix I Mann-Whitney

Plant Bowen Client: Southern Company Data: Bowen 1, 2, 9, & 10

	GWC-14Z	GWC-14Z
8/24/2007	0.083 (O)	
11/2/2007	0.0071	
11/17/2007	0.012	
1/15/2008	0.043 (O)	
3/5/2008	0.0044	
5/7/2008	0.0084	
12/2/2008	0.0056	
4/16/2009	0.0042	
10/20/2009	0.0037	
4/20/2010	<0.005	
9/29/2010	0.0028	
4/12/2011	<0.005	
10/4/2011	0.0015	
4/4/2012	<0.005	
10/10/2012	0.0029	
4/15/2013	0.0036	
10/22/2013	0.0048	
4/21/2014	0.0043	
9/30/2014	0.0037	
4/3/2015	0.016	
10/7/2015	0.0092	
4/5/2016	0.00605 (J)	
6/1/2016	0.006 (J)	
8/9/2016	0.0072 (J)	
11/28/2016	<0.005	
2/9/2017	<0.005	
4/11/2017	0.0005 (J)	
6/14/2017	0.0006 (J)	
7/12/2017	0.0005 (J)	
10/5/2017	0.0006 (J)	
3/22/2018	<0.005	
9/19/2018	<0.005	
3/22/2019	<0.005	
9/17/2019	0.00046 (J)	
3/13/2020	0.00093 (J)	
9/21/2020	<0.005	
3/18/2021	0.0023 (J)	
8/11/2021	<0.005	
2/4/2022	<0.005	
8/18/2022	<0.005	
2/22/2023	<0.005	
8/1/2023	<0.005	
2/28/2024		<0.005
8/13/2024		<0.005
3/3/2025		<0.005
9/4/2025		<0.005

ND substitution: RL or RL/2 if <15% NDs.

Mann-Whitney (Wilcoxon Rank Sum)

Constituent: Chromium (mg/L) Analysis Run 4/27/2026 2:27 PM View: Appendix I Mann-Whitney

Plant Bowen Client: Southern Company Data: Bowen 1, 2, 9, & 10

	GWC-15R	GWC-15R
8/23/2007	0.014	
11/2/2007	0.0036	
11/17/2007	0.031 (O)	
1/15/2008	0.011	
3/6/2008	0.0027	
5/7/2008	0.008	
12/2/2008	0.0059	
4/28/2009	<0.005	
10/19/2009	<0.005	
4/27/2010	<0.005	
10/4/2010	0.0013	
4/18/2011	<0.005	
10/12/2011	0.0014	
4/23/2012	<0.005	
10/10/2012	<0.005	
4/15/2013	0.0021	
10/22/2013	<0.005	
4/21/2014	0.0011 (J)	
9/30/2014	<0.005	
4/3/2015	<0.005	
10/7/2015	<0.005	
4/5/2016	<0.005	
5/31/2016	<0.005	
8/4/2016	0.0005 (J)	
9/29/2016	<0.005	
11/23/2016	<0.005	
2/10/2017	<0.005	
4/12/2017	0.0005 (J)	
6/15/2017	0.0005 (J)	
10/6/2017	<0.005	
3/23/2018	<0.005	
9/19/2018	<0.005	
3/25/2019	<0.005	
9/17/2019	0.00044 (J)	
3/13/2020	0.0011 (J)	
9/21/2020	0.0016 (J)	
3/18/2021	0.00089 (J)	
8/11/2021	<0.005	
2/4/2022	<0.005	
8/19/2022	<0.005	
2/22/2023	<0.005	
8/2/2023	<0.005	
2/28/2024		<0.005
8/13/2024		<0.005
3/3/2025		<0.005
9/4/2025		<0.005

ND substitution: RL or RL/2 if <15% NDs.

Mann-Whitney (Wilcoxon Rank Sum)

Constituent: Chromium (mg/L) Analysis Run 4/27/2026 2:27 PM View: Appendix I Mann-Whitney

Plant Bowen Client: Southern Company Data: Bowen 1, 2, 9, & 10

	GWC-15Z	GWC-15Z
8/24/2007	0.061 (O)	
11/2/2007	0.078 (O)	
11/18/2007	0.085 (O)	
1/15/2008	0.079 (O)	
3/10/2008	0.062 (O)	
5/13/2008	0.044 (O)	
12/2/2008	0.027	
4/28/2009	0.016	
10/20/2009	0.018	
4/27/2010	0.012	
10/5/2010	0.0067	
4/19/2011	0.0081	
10/12/2011	<0.005	
4/25/2012	<0.005	
10/10/2012	<0.005	
4/16/2013	0.0029	
10/22/2013	<0.005	
4/21/2014	<0.005	
9/30/2014	<0.005	
4/3/2015	<0.005	
10/6/2015	<0.005	
4/5/2016	<0.005	
5/31/2016	<0.005	
11/23/2016	<0.005	
2/10/2017	<0.005	
4/11/2017	0.0007 (J)	
6/15/2017	0.0005 (J)	
7/12/2017	0.0008 (J)	
7/26/2017	0.0006 (J)	
10/6/2017	0.0008 (J)	
3/23/2018	<0.005	
9/19/2018	<0.005	
3/22/2019	<0.005	
9/17/2019	0.00064 (J)	
3/13/2020	0.0012 (J)	
9/21/2020	0.00089 (J)	
3/18/2021	0.00078 (J)	
8/11/2021	<0.005	
2/7/2022	0.0011 (J)	
8/19/2022	<0.005	
2/22/2023	0.0014 (J)	
8/1/2023	<0.005	
2/28/2024		<0.005
8/13/2024		<0.005
3/3/2025		<0.005
9/4/2025		<0.005

ND substitution: RL or RL/2 if <15% NDs.

Mann-Whitney (Wilcoxon Rank Sum)

Constituent: Chromium (mg/L) Analysis Run 4/27/2026 2:27 PM View: Appendix I Mann-Whitney

Plant Bowen Client: Southern Company Data: Bowen 1, 2, 9, & 10

	GWC-44	GWC-44
3/16/2016	<0.005	
5/16/2016	<0.005	
7/25/2016	<0.005	
9/19/2016	<0.005	
11/3/2016	<0.005	
1/19/2017	<0.005	
3/28/2017	<0.005	
6/5/2017	<0.005	
9/26/2017	<0.005	
3/15/2018	<0.005	
9/12/2018	<0.005	
3/14/2019	<0.005	
9/11/2019	<0.005	
3/10/2020	0.00074 (J)	
9/15/2020	<0.005	
3/11/2021	<0.005	
8/4/2021	<0.005	
1/31/2022	<0.005	
8/15/2022	<0.005	
2/14/2023	0.0015 (J)	
7/26/2023	<0.005	
2/20/2024		<0.005
8/6/2024		<0.005
2/26/2025		<0.005
8/28/2025		<0.005

ND substitution: RL or RL/2 if <15% NDs.

Mann-Whitney (Wilcoxon Rank Sum)

Constituent: Chromium (mg/L) Analysis Run 4/27/2026 2:27 PM View: Appendix I Mann-Whitney

Plant Bowen Client: Southern Company Data: Bowen 1, 2, 9, & 10

	GWC-45	GWC-45
8/24/2007	0.002	
10/23/2007	0.0056	
11/18/2007	0.38 (o)	
1/15/2008	0.66 (o)	
3/5/2008	0.22 (o)	
5/14/2008	0.19 (o)	
12/2/2008	0.0019	
4/28/2009	<0.005	
10/20/2009	<0.005	
4/20/2010	<0.005	
9/28/2010	<0.005	
4/12/2011	<0.005	
10/4/2011	<0.005	
4/3/2012	<0.005	
10/15/2012	<0.005	
4/16/2013	<0.005	
10/22/2013	<0.005	
4/23/2014	<0.005	
10/1/2014	<0.005	
4/3/2015	<0.005	
10/7/2015	<0.005	
3/16/2016	<0.005	
5/16/2016	<0.005	
7/25/2016	<0.005	
9/19/2016	<0.005	
11/4/2016	<0.005	
1/23/2017	<0.005	
3/29/2017	<0.005	
6/7/2017	<0.005	
9/27/2017	<0.005	
3/15/2018	<0.005	
9/13/2018	<0.005	
3/14/2019	<0.005	
9/11/2019	<0.005	
3/10/2020	0.0007 (J)	
9/11/2020	<0.005	
3/11/2021	<0.005	
8/6/2021	<0.005	
2/1/2022	<0.005	
8/12/2022	<0.005	
2/15/2023	<0.005	
7/26/2023	<0.005	
2/20/2024		<0.005
8/5/2024		<0.005
2/26/2025		<0.005
9/2/2025		<0.005

ND substitution: RL or RL/2 if <15% NDs.

Mann-Whitney (Wilcoxon Rank Sum)

Constituent: Chromium (mg/L) Analysis Run 4/27/2026 2:27 PM View: Appendix I Mann-Whitney

Plant Bowen Client: Southern Company Data: Bowen 1, 2, 9, & 10

	GWC-45R	GWC-45R
8/24/2007	0.0022	
10/23/2007	0.011	
11/18/2007	0.0065	
1/15/2008	0.025	
3/5/2008	<0.005	
5/12/2008	0.0048	
12/2/2008	<0.005	
4/28/2009	<0.005	
10/13/2009	<0.005	
4/21/2010	<0.005	
10/4/2010	<0.005	
4/18/2011	<0.005	
10/5/2011	<0.005	
5/3/2012	<0.005	
10/15/2012	<0.005	
4/16/2013	<0.005	
10/22/2013	<0.005	
4/23/2014	<0.005	
10/1/2014	<0.005	
4/3/2015	<0.005	
10/9/2015	<0.005	
3/16/2016	<0.005	
5/16/2016	<0.005	
7/25/2016	<0.005	
9/19/2016	<0.005	
11/3/2016	<0.005	
1/20/2017	<0.005	
3/29/2017	<0.005	
6/7/2017	0.0004 (J)	
9/27/2017	<0.005	
3/15/2018	<0.005	
9/13/2018	<0.005	
3/14/2019	<0.005	
9/11/2019	<0.005	
3/10/2020	0.00092 (J)	
9/11/2020	0.00067 (J)	
3/11/2021	<0.005	
8/6/2021	<0.005	
2/1/2022	<0.005	
8/12/2022	<0.005	
2/15/2023	0.0058	
7/26/2023	<0.005	
2/20/2024		<0.005
8/5/2024		<0.005
2/26/2025		<0.005
9/2/2025		<0.005

ND substitution: RL or RL/2 if <15% NDs.

Mann-Whitney (Wilcoxon Rank Sum)

Constituent: Chromium (mg/L) Analysis Run 4/27/2026 2:27 PM View: Appendix I Mann-Whitney

Plant Bowen Client: Southern Company Data: Bowen 1, 2, 9, & 10

	GWC-46R	GWC-46R
3/10/2016	<0.01	
5/17/2016	<0.01	
7/26/2016	0.0017 (J)	
9/20/2016	0.0015 (J)	
11/4/2016	0.0016 (J)	
1/20/2017	0.0018 (J)	
3/28/2017	0.0024 (J)	
6/7/2017	0.0018 (J)	
9/29/2017	0.0033 (J)	
3/15/2018	0.0021 (J)	
9/13/2018	0.0041 (J)	
3/18/2019	0.0022 (J)	
9/11/2019	0.0038 (J)	
3/10/2020	0.0035 (J)	
9/14/2020	0.006 (J)	
3/11/2021	0.0059	
5/26/2021	0.0052	
8/5/2021	0.0057	
1/31/2022	0.0051	
8/15/2022	0.006	
2/14/2023	0.005 (J)	
7/26/2023	0.0073	
2/21/2024		0.0066
8/5/2024		0.005 (J)
2/26/2025		0.0039 (J)
8/29/2025		0.0046 (J)
9/24/2025		0.0049 (J)

ND substitution: RL or RL/2 if <15% NDs.

Mann-Whitney (Wilcoxon Rank Sum)

Constituent: Chromium (mg/L) Analysis Run 4/27/2026 2:27 PM View: Appendix I Mann-Whitney

Plant Bowen Client: Southern Company Data: Bowen 1, 2, 9, & 10

	GWC-47	GWC-47
3/10/2016	0.00202 (J)	
5/18/2016	0.00248 (J)	
7/27/2016	0.0021 (J)	
9/20/2016	0.002 (J)	
11/7/2016	0.0023 (J)	
1/23/2017	0.0011 (J)	
3/29/2017	0.0012 (J)	
6/8/2017	0.0015 (J)	
9/27/2017	0.0021 (J)	
3/15/2018	0.0023 (J)	
9/13/2018	<0.005	
3/15/2019	<0.005	
9/12/2019	0.0014 (J)	
3/9/2020	0.0012 (J)	
9/14/2020	0.0022 (J)	
3/11/2021	0.0013 (J)	
8/5/2021	0.0014 (J)	
2/1/2022	0.0015 (J)	
8/15/2022	0.0015 (J)	
2/15/2023	0.0018 (J)	
7/27/2023	0.0014 (J)	
2/21/2024		0.0021 (J)
8/5/2024		<0.005
2/26/2025		0.0021 (J)
8/28/2025		0.0014 (J)

ND substitution: RL or RL/2 if <15% NDs.

Mann-Whitney (Wilcoxon Rank Sum)

Constituent: Chromium (mg/L) Analysis Run 4/27/2026 2:27 PM View: Appendix I Mann-Whitney

Plant Bowen Client: Southern Company Data: Bowen 1, 2, 9, & 10

	GWC-47R	GWC-47R
3/10/2016	0.00668 (J)	
5/18/2016	0.00606	
7/27/2016	0.0023 (J)	
9/20/2016	0.0021 (J)	
11/4/2016	0.0016 (J)	
1/20/2017	0.0016 (J)	
3/29/2017	0.001 (J)	
6/8/2017	0.0024 (J)	
9/27/2017	0.0021 (J)	
3/16/2018	0.003 (J)	
9/13/2018	0.0017 (J)	
3/19/2019	0.018 (o)	
9/11/2019	0.0015 (J)	
3/9/2020	0.0023 (J)	
9/15/2020	0.0017 (J)	
3/11/2021	0.0019 (J)	
8/5/2021	0.0022 (J)	
2/1/2022	0.0022 (J)	
8/15/2022	0.0013 (J)	
2/15/2023	0.0027 (J)	
7/27/2023	0.0028 (J)	
2/21/2024		0.0046 (J)
8/5/2024		<0.005
2/26/2025		0.004 (J)
9/2/2025		0.0025 (J)

ND substitution: RL or RL/2 if <15% NDs.

Mann-Whitney (Wilcoxon Rank Sum)

Constituent: Chromium (mg/L) Analysis Run 4/27/2026 2:27 PM View: Appendix I Mann-Whitney

Plant Bowen Client: Southern Company Data: Bowen 1, 2, 9, & 10

	GWC-48	GWC-48
3/10/2016	0.00207 (J)	
5/17/2016	<0.005	
7/27/2016	0.0017 (J)	
9/20/2016	0.0024 (J)	
11/4/2016	0.0013 (J)	
1/23/2017	<0.005	
3/28/2017	0.0015 (J)	
6/8/2017	0.0016 (J)	
9/29/2017	0.002 (J)	
3/15/2018	<0.005	
9/13/2018	<0.005	
3/15/2019	0.0023 (J)	
9/11/2019	0.0016 (J)	
3/9/2020	0.0023 (J)	
9/14/2020	0.0024 (J)	
3/11/2021	0.0021 (J)	
8/4/2021	0.0018 (J)	
1/31/2022	0.002 (J)	
8/15/2022	0.0019 (J)	
2/15/2023	0.0019 (J)	
7/26/2023	0.002 (J)	
2/21/2024		<0.005
8/5/2024		<0.005
2/26/2025		0.0013 (J)
8/29/2025		0.0018 (J)

ND substitution: RL or RL/2 if <15% NDs.

Mann-Whitney (Wilcoxon Rank Sum)

Constituent: Chromium (mg/L) Analysis Run 4/27/2026 2:27 PM View: Appendix I Mann-Whitney

Plant Bowen Client: Southern Company Data: Bowen 1, 2, 9, & 10

	GWC-49R	GWC-49R
3/17/2016	<0.005	
5/18/2016	<0.005	
7/27/2016	0.0006 (J)	
9/21/2016	0.0011 (J)	
11/4/2016	<0.005	
1/24/2017	<0.005	
3/29/2017	0.0004 (J)	
6/8/2017	0.0005 (J)	
9/29/2017	0.0005 (J)	
3/15/2018	<0.005	
9/13/2018	<0.005	
3/18/2019	<0.005	
9/11/2019	0.00063 (J)	
3/11/2020	0.0012 (J)	
9/11/2020	<0.005	
3/15/2021	0.00076 (J)	
8/11/2021	<0.005	
2/1/2022	<0.005	
8/15/2022	<0.005	
2/14/2023	<0.005	
7/27/2023	<0.005	
2/21/2024		<0.005
8/6/2024		<0.005
2/26/2025		<0.005
8/29/2025		<0.005

ND substitution: RL or RL/2 if <15% NDs.

Mann-Whitney (Wilcoxon Rank Sum)

Constituent: Chromium (mg/L) Analysis Run 4/27/2026 2:27 PM View: Appendix I Mann-Whitney

Plant Bowen Client: Southern Company Data: Bowen 1, 2, 9, & 10

	GWC-49Z	GWC-49Z
3/17/2016	0.00778 (J)	
5/18/2016	<0.005	
7/28/2016	0.0014 (J)	
9/21/2016	0.0009 (J)	
11/7/2016	<0.005	
1/24/2017	<0.005	
3/30/2017	<0.005	
6/9/2017	<0.005	
9/29/2017	<0.005	
3/15/2018	<0.005	
9/14/2018	<0.005	
3/19/2019	0.0017 (J)	
9/11/2019	0.002 (J)	
3/9/2020	0.00096 (J)	
9/14/2020	<0.005	
3/15/2021	<0.005	
8/5/2021	<0.005	
2/1/2022	<0.005	
8/15/2022	<0.005	
2/14/2023	<0.005	
7/27/2023	<0.005	
2/21/2024		<0.005
8/6/2024		<0.005
2/26/2025		<0.005
8/29/2025		<0.005

ND substitution: RL or RL/2 if <15% NDs.

Mann-Whitney (Wilcoxon Rank Sum)

Constituent: Cobalt (mg/L) Analysis Run 4/27/2026 2:27 PM View: Appendix I Mann-Whitney

Plant Bowen Client: Southern Company Data: Bowen 1, 2, 9, & 10

	GWA-1	GWA-1
8/23/2007	<0.005	
10/23/2007	<0.005	
11/18/2007	<0.005	
1/30/2008	0.0045	
3/10/2008	<0.005	
5/13/2008	<0.005	
12/5/2008	<0.005	
4/15/2009	<0.005	
10/7/2009	0.0041	
5/3/2010	<0.005	
10/12/2010	<0.005	
4/27/2011	<0.005	
10/17/2011	<0.005	
5/2/2012	<0.005	
10/8/2012	<0.005	
4/12/2013	<0.005	
10/16/2013	<0.005	
4/11/2014	<0.005	
9/30/2014	<0.005	
3/30/2015	0.0012 (J)	
10/13/2015	<0.005	
3/22/2016	<0.005	
5/19/2016	<0.005	
7/29/2016	0.0004 (J)	
9/23/2016	<0.005	
11/9/2016	<0.005	
1/30/2017	<0.005	
3/30/2017	<0.005	
6/9/2017	<0.005	
10/2/2017	<0.005	
3/16/2018	<0.005	
9/17/2018	<0.005	
3/20/2019	0.00078 (J)	
9/12/2019	0.00047 (J)	
3/11/2020	0.00037 (J)	
9/15/2020	0.00048 (J)	
3/16/2021	<0.005	
8/9/2021	<0.005	
2/1/2022	<0.005	
8/16/2022	<0.005	
2/16/2023	<0.005	
7/27/2023	<0.005	
2/22/2024		<0.005
8/7/2024		<0.005
2/27/2025		<0.005
9/2/2025		<0.005

ND substitution: RL or RL/2 if <15% NDs.

Mann-Whitney (Wilcoxon Rank Sum)

Constituent: Cobalt (mg/L) Analysis Run 4/27/2026 2:27 PM View: Appendix I Mann-Whitney

Plant Bowen Client: Southern Company Data: Bowen 1, 2, 9, & 10

	GWA-2	GWA-2
8/23/2007	<0.005	
10/24/2007	0.013	
11/18/2007	0.0041	
1/31/2008	<0.005	
3/11/2008	<0.005	
5/6/2008	<0.005	
12/4/2008	0.012	
4/21/2009	<0.005	
10/7/2009	<0.005	
4/26/2010	<0.005	
10/4/2010	<0.005	
4/13/2011	<0.005	
10/5/2011	<0.005	
4/11/2012	<0.005	
10/9/2012	<0.005	
4/15/2013	<0.005	
10/15/2013	<0.005	
4/22/2014	<0.005	
9/30/2014	<0.005	
3/30/2015	<0.005	
10/13/2015	<0.005	
3/23/2016	<0.005	
5/20/2016	<0.005	
7/29/2016	<0.005	
9/23/2016	<0.005	
11/9/2016	<0.005	
1/31/2017	<0.005	
3/30/2017	<0.005	
6/12/2017	<0.005	
10/2/2017	<0.005	
3/19/2018	<0.005	
9/14/2018	<0.005	
3/20/2019	<0.005	
9/12/2019	<0.005	
3/11/2020	<0.005	
9/15/2020	<0.005	
3/17/2021	<0.005	
8/9/2021	<0.005	
2/1/2022	<0.005	
8/16/2022	<0.005	
2/16/2023	<0.005	
7/27/2023	<0.005	
2/22/2024		<0.005
8/7/2024		<0.005
2/27/2025		<0.005
9/2/2025		<0.005

ND substitution: RL or RL/2 if <15% NDs.

Mann-Whitney (Wilcoxon Rank Sum)

Constituent: Cobalt (mg/L) Analysis Run 4/27/2026 2:27 PM View: Appendix I Mann-Whitney

Plant Bowen Client: Southern Company Data: Bowen 1, 2, 9, & 10

	GWA-2R	GWA-2R
8/23/2007	<0.005	
10/24/2007	<0.005	
11/18/2007	<0.005	
1/31/2008	0.0083 (O)	
3/10/2008	<0.005	
5/13/2008	<0.005	
12/4/2008	<0.005	
4/21/2009	<0.005	
10/8/2009	<0.005	
4/21/2010	<0.005	
9/28/2010	<0.005	
4/12/2011	<0.005	
10/4/2011	<0.005	
4/3/2012	<0.005	
10/9/2012	<0.005	
4/11/2013	<0.005	
10/16/2013	<0.005	
4/10/2014	<0.005	
9/30/2014	<0.005	
3/30/2015	<0.005	
10/13/2015	<0.005	
3/23/2016	<0.005	
5/19/2016	<0.005	
7/29/2016	<0.005	
9/22/2016	<0.005	
11/10/2016	<0.005	
1/31/2017	<0.005	
4/3/2017	<0.005	
6/9/2017	<0.005	
10/2/2017	<0.005	
3/16/2018	<0.005	
9/14/2018	<0.005	
3/19/2019	<0.005	
9/13/2019	<0.005	
3/11/2020	<0.005	
9/15/2020	0.001 (J)	
3/16/2021	<0.005	
8/9/2021	0.0016 (J)	
2/1/2022	0.00093 (J)	
8/16/2022	0.0004 (J)	
2/16/2023	0.00065 (J)	
7/27/2023	<0.005	
2/26/2024		<0.005
8/6/2024		<0.005
2/27/2025		<0.005
9/2/2025		<0.005

ND substitution: RL or RL/2 if <15% NDs.

Mann-Whitney (Wilcoxon Rank Sum)

Constituent: Cobalt (mg/L) Analysis Run 4/27/2026 2:27 PM View: Appendix I Mann-Whitney

Plant Bowen Client: Southern Company Data: Bowen 1, 2, 9, & 10

	GWA-3A	GWA-3A
8/23/2007	0.0033	
11/2/2007	0.0046	
11/18/2007	0.0057	
1/31/2008	0.0055	
3/11/2008	0.0033	
5/14/2008	0.0044	
12/5/2008	0.0035	
4/15/2009	<0.005	
10/8/2009	<0.005	
4/28/2010	<0.005	
10/6/2010	<0.005	
4/21/2011	<0.005	
10/13/2011	<0.005	
5/1/2012	<0.005	
10/9/2012	<0.005	
4/11/2013	<0.005	
10/16/2013	<0.005	
4/23/2014	0.00074 (J)	
10/4/2014	0.00081 (J)	
3/31/2015	0.0021	
10/12/2015	0.00078 (J)	
3/23/2016	<0.005	
5/23/2016	<0.005	
7/29/2016	0.0007 (J)	
9/22/2016	0.0007 (J)	
11/10/2016	0.0007 (J)	
1/31/2017	0.0007 (J)	
3/30/2017	0.0007 (J)	
6/12/2017	0.0007 (J)	
10/4/2017	0.0006 (J)	
3/19/2018	0.00059 (J)	
9/17/2018	0.00057 (J)	
3/20/2019	<0.005	
9/13/2019	0.00046 (J)	
3/11/2020	0.00041 (J)	
3/29/2021	<0.005	
8/9/2021	<0.005	
2/2/2022	<0.005	
8/16/2022	<0.005	
2/17/2023	<0.005	
8/1/2023	<0.005	
2/22/2024		<0.005
8/8/2024		<0.005
2/26/2025		<0.005
9/2/2025		<0.005

ND substitution: RL or RL/2 if <15% NDs.

Mann-Whitney (Wilcoxon Rank Sum)

Constituent: Cobalt (mg/L) Analysis Run 4/27/2026 2:27 PM View: Appendix I Mann-Whitney

Plant Bowen Client: Southern Company Data: Bowen 1, 2, 9, & 10

	GWA-4RZ	GWA-4RZ
5/20/2009	<0.01	
10/19/2009	<0.01	
4/27/2010	<0.01	
10/4/2010	0.0058	
4/14/2011	<0.01	
10/5/2011	<0.01	
4/11/2012	<0.01	
10/2/2012	0.0022	
4/11/2013	0.002	
10/21/2013	<0.01	
4/23/2014	<0.01	
10/4/2014	0.0052	
3/31/2015	0.0007 (J)	
10/11/2015	0.00073 (J)	
2/22/2017	<0.01	
4/7/2017	0.0018 (J)	
6/14/2017	0.0045 (J)	
7/12/2017	0.0046 (J)	
7/20/2017	0.0109	
7/28/2017	0.0104	
8/9/2017	0.0022 (J)	
8/24/2017	0.0076 (J)	
10/3/2017	0.0028 (J)	
3/21/2018	0.014	
9/18/2018	0.017	
3/21/2019	0.022	
9/13/2019	0.02	
3/12/2020	0.013	
9/17/2020	0.019	
3/16/2021	0.015	
8/10/2021	0.011	
2/3/2022	0.0059	
8/17/2022	0.015	
2/17/2023	0.017	
7/28/2023	0.02	
2/27/2024		0.017
8/8/2024		0.0056
2/28/2025		0.019
9/3/2025		0.015

ND substitution: RL or RL/2 if <15% NDs.

Mann-Whitney (Wilcoxon Rank Sum)

Constituent: Cobalt (mg/L) Analysis Run 4/27/2026 2:27 PM View: Appendix I Mann-Whitney

Plant Bowen Client: Southern Company Data: Bowen 1, 2, 9, & 10

	GWA-39Z	GWA-39Z
3/14/2016	0.00503 (J)	
5/11/2016	0.0114	
7/19/2016	0.0013 (J)	
9/15/2016	0.002 (J)	
11/2/2016	0.0005 (J)	
1/18/2017	0.0015 (J)	
3/28/2017	0.0025 (J)	
6/7/2017	0.0023 (J)	
9/26/2017	0.0011 (J)	
3/14/2018	0.00058 (J)	
9/12/2018	<0.005	
3/15/2019	<0.005	
9/9/2019	<0.005	
3/9/2020	0.00075 (J)	
9/10/2020	<0.005	
3/12/2021	0.00079 (J)	
8/4/2021	<0.005	
1/31/2022	<0.005	
8/10/2022	<0.005	
2/13/2023	<0.005	
7/26/2023	<0.005	
2/19/2024		<0.005
8/1/2024		<0.005
2/25/2025		<0.005
8/28/2025		<0.005

ND substitution: RL or RL/2 if <15% NDs.

Mann-Whitney (Wilcoxon Rank Sum)

Constituent: Cobalt (mg/L) Analysis Run 4/27/2026 2:27 PM View: Appendix I Mann-Whitney

Plant Bowen Client: Southern Company Data: Bowen 1, 2, 9, & 10

	GWA-41R	GWA-41R
3/15/2016	<0.005	
5/13/2016	<0.005	
7/21/2016	0.0006 (J)	
9/21/2016	<0.005	
11/3/2016	<0.005	
1/17/2017	<0.005	
3/27/2017	0.0005 (J)	
6/6/2017	<0.005	
9/25/2017	0.0006 (J)	
3/14/2018	<0.005	
9/12/2018	0.0011 (J)	
3/14/2019	<0.005	
9/10/2019	<0.005	
3/9/2020	<0.005	
9/10/2020	<0.005	
3/10/2021	<0.005	
8/4/2021	<0.005	
1/31/2022	<0.005	
8/11/2022	<0.005	
2/13/2023	<0.005	
7/25/2023	0.00053 (J)	
2/19/2024		<0.005
8/1/2024		0.0011 (J)
2/25/2025		<0.005
8/27/2025		<0.005

ND substitution: RL or RL/2 if <15% NDs.

Mann-Whitney (Wilcoxon Rank Sum)

Constituent: Cobalt (mg/L) Analysis Run 4/27/2026 2:27 PM View: Appendix I Mann-Whitney

Plant Bowen Client: Southern Company Data: Bowen 1, 2, 9, & 10

	GWA-42	GWA-42
3/11/2016	<0.005	
5/16/2016	<0.005	
7/22/2016	0.0004 (J)	
9/19/2016	<0.005	
11/3/2016	<0.005	
1/17/2017	<0.005	
3/27/2017	<0.005	
6/7/2017	<0.005	
9/26/2017	<0.005	
3/14/2018	<0.005	
9/14/2018	<0.005	
3/14/2019	<0.005	
9/10/2019	<0.005	
3/6/2020	0.00039 (J)	
9/10/2020	<0.005	
3/11/2021	<0.005	
8/4/2021	<0.005	
1/31/2022	<0.005	
8/10/2022	<0.005	
2/13/2023	0.00039 (J)	
7/26/2023	<0.005	
2/20/2024		<0.005
8/1/2024		<0.005
2/25/2025		<0.005
8/28/2025		<0.005

ND substitution: RL or RL/2 if <15% NDs.

Mann-Whitney (Wilcoxon Rank Sum)

Constituent: Cobalt (mg/L) Analysis Run 4/27/2026 2:27 PM View: Appendix I Mann-Whitney

Plant Bowen Client: Southern Company Data: Bowen 1, 2, 9, & 10

	GWA-43	GWA-43
3/11/2016	<0.005	
5/13/2016	<0.005	
7/19/2016	<0.005	
9/16/2016	<0.005	
11/2/2016	<0.005	
1/18/2017	<0.005	
3/28/2017	<0.005	
6/6/2017	<0.005	
9/22/2017	<0.005	
3/14/2018	<0.005	
9/12/2018	<0.005	
3/13/2019	<0.005	
9/11/2019	<0.005	
3/9/2020	0.00039 (J)	
9/11/2020	<0.005	
3/11/2021	<0.005	
8/6/2021	<0.005	
1/31/2022	<0.005	
8/11/2022	<0.005	
2/14/2023	<0.005	
7/25/2023	<0.005	
2/20/2024		<0.005
8/2/2024		<0.005
2/25/2025		<0.005
8/28/2025		<0.005

ND substitution: RL or RL/2 if <15% NDs.

Mann-Whitney (Wilcoxon Rank Sum)

Constituent: Cobalt (mg/L) Analysis Run 4/27/2026 2:27 PM View: Appendix I Mann-Whitney

Plant Bowen Client: Southern Company Data: Bowen 1, 2, 9, & 10

	GWA-50R	GWA-50R
12/12/2008	<0.005	
4/23/2009	0.0029	
10/6/2009	<0.005	
5/3/2010	<0.005	
10/11/2010	<0.005	
4/27/2011	0.0028	
10/19/2011	<0.005	
5/1/2012	<0.005	
10/2/2012	<0.005	
4/10/2013	0.0014	
10/16/2013	0.0014	
4/22/2014	0.0013	
10/1/2014	<0.005	
3/30/2015	0.00079 (J)	
10/11/2015	<0.005	
3/28/2016	<0.005	
5/25/2016	<0.005	
8/1/2016	<0.005	
9/26/2016	<0.005	
11/11/2016	<0.005	
1/30/2017	<0.005	
4/3/2017	<0.005	
6/12/2017	<0.005	
10/2/2017	<0.005	
3/16/2018	<0.005	
9/18/2018	<0.005	
3/19/2019	<0.005	
9/12/2019	<0.005	
3/11/2020	<0.005	
9/15/2020	<0.005	
3/17/2021	<0.005	
8/9/2021	<0.005	
2/2/2022	<0.005	
8/17/2022	<0.005	
2/16/2023	<0.005	
7/28/2023	<0.005	
2/22/2024		<0.005
8/8/2024		<0.005
2/28/2025		<0.005
9/2/2025		<0.005

ND substitution: RL or RL/2 if <15% NDs.

Mann-Whitney (Wilcoxon Rank Sum)

Constituent: Cobalt (mg/L) Analysis Run 4/27/2026 2:27 PM View: Appendix I Mann-Whitney

Plant Bowen Client: Southern Company Data: Bowen 1, 2, 9, & 10

	GWC-5	GWC-5
8/23/2007	<0.005	
10/25/2007	<0.005	
11/19/2007	<0.005	
1/23/2008	0.0073	
3/11/2008	0.0025	
5/12/2008	<0.005	
12/11/2008	<0.005	
4/15/2009	<0.005	
10/9/2009	<0.005	
5/4/2010	<0.005	
10/12/2010	<0.005	
4/28/2011	<0.005	
10/19/2011	<0.005	
5/2/2012	<0.005	
10/9/2012	0.0024	
4/11/2013	0.002	
10/16/2013	0.0023	
4/23/2014	0.003	
10/3/2014	0.0034	
3/31/2015	0.00079 (J)	
10/12/2015	0.00063 (J)	
3/28/2016	<0.005	
5/25/2016	<0.005	
8/1/2016	0.0005 (J)	
9/27/2016	<0.005	
11/11/2016	0.0006 (J)	
1/31/2017	0.0007 (J)	
4/3/2017	0.0005 (J)	
6/12/2017	0.0004 (J)	
10/3/2017	0.0003 (J)	
3/19/2018	<0.005	
9/17/2018	<0.005	
3/20/2019	<0.005	
9/16/2019	<0.005	
3/16/2020	0.00031 (J)	
9/16/2020	<0.005	
3/17/2021	<0.005	
8/9/2021	<0.005	
2/2/2022	<0.005	
8/16/2022	<0.005	
2/20/2023	<0.005	
7/28/2023	<0.005	
2/26/2024		<0.005
8/8/2024		<0.005
2/27/2025		<0.005
9/3/2025		<0.005

ND substitution: RL or RL/2 if <15% NDs.

Mann-Whitney (Wilcoxon Rank Sum)

Constituent: Cobalt (mg/L) Analysis Run 4/27/2026 2:27 PM View: Appendix I Mann-Whitney

Plant Bowen Client: Southern Company Data: Bowen 1, 2, 9, & 10

	GWC-6	GWC-6
8/22/2007	<0.005	
10/25/2007	0.0038	
11/20/2007	<0.005	
1/23/2008	0.0047	
3/11/2008	<0.005	
5/14/2008	<0.005	
12/11/2008	<0.005	
4/23/2009	<0.005	
10/9/2009	<0.005	
5/4/2010	<0.005	
10/11/2010	<0.005	
4/26/2011	<0.005	
10/18/2011	<0.005	
5/2/2012	<0.005	
10/8/2012	<0.005	
4/10/2013	<0.005	
10/8/2013	<0.005	
4/14/2014	0.00063 (J)	
10/3/2014	0.00071 (J)	
4/1/2015	<0.005	
10/9/2015	<0.005	
3/29/2016	<0.005	
5/24/2016	<0.005	
8/1/2016	<0.005	
9/26/2016	<0.005	
11/18/2016	<0.005	
2/1/2017	<0.005	
4/6/2017	<0.005	
6/13/2017	<0.005	
10/3/2017	<0.005	
3/19/2018	<0.005	
9/17/2018	<0.005	
3/21/2019	<0.005	
9/16/2019	<0.005	
3/12/2020	<0.005	
9/16/2020	<0.005	
3/17/2021	<0.005	
8/10/2021	<0.005	
2/2/2022	<0.005	
8/17/2022	<0.005	
2/17/2023	<0.005	
7/31/2023	<0.005	
2/26/2024		<0.005
8/8/2024		<0.005
2/27/2025		<0.005
9/3/2025		<0.005

ND substitution: RL or RL/2 if <15% NDs.

Mann-Whitney (Wilcoxon Rank Sum)

Constituent: Cobalt (mg/L) Analysis Run 4/27/2026 2:27 PM View: Appendix I Mann-Whitney

Plant Bowen Client: Southern Company Data: Bowen 1, 2, 9, & 10

	GWC-7Z	GWC-7Z
8/22/2007	<0.005	
10/25/2007	<0.005	
11/20/2007	<0.005	
1/16/2008	0.0055	
3/6/2008	0.0036	
5/13/2008	<0.005	
12/13/2008	0.0044	
4/15/2009	0.0029	
10/9/2009	<0.005	
4/27/2010	<0.005	
10/5/2010	<0.005	
4/19/2011	<0.005	
10/12/2011	<0.005	
4/24/2012	<0.005	
10/3/2012	<0.005	
4/9/2013	<0.005	
10/8/2013	0.0033	
4/10/2014	0.0035	
10/2/2014	<0.005	
4/2/2015	<0.005	
10/10/2015	0.0015	
5/31/2016	<0.005	
8/2/2016	0.0018 (J)	
9/27/2016	0.0011 (J)	
11/21/2016	0.0008 (J)	
2/1/2017	0.0008 (J)	
4/6/2017	0.0008 (J)	
6/13/2017	0.0007 (J)	
7/14/2017	0.0005 (J)	
10/3/2017	0.0007 (J)	
3/20/2018	0.00076 (J)	
9/18/2018	0.00055 (J)	
3/21/2019	0.00059 (J)	
9/13/2019	0.00099 (J)	
3/12/2020	0.00031 (J)	
9/16/2020	0.00072 (J)	
3/17/2021	0.00045 (J)	
8/10/2021	0.00087 (J)	
2/2/2022	0.00042 (J)	
8/17/2022	<0.005	
2/20/2023	<0.005	
7/31/2023	<0.005	
2/26/2024		<0.005
8/8/2024		<0.005
2/27/2025		<0.005
9/3/2025		<0.005

ND substitution: RL or RL/2 if <15% NDs.

Mann-Whitney (Wilcoxon Rank Sum)

Constituent: Cobalt (mg/L) Analysis Run 4/27/2026 2:27 PM View: Appendix I Mann-Whitney

Plant Bowen Client: Southern Company Data: Bowen 1, 2, 9, & 10

	GWC-8RR	GWC-8RR
8/22/2007	<0.005	
10/26/2007	<0.005	
11/20/2007	<0.005	
1/23/2008	<0.005	
3/10/2008	0.0034	
5/6/2008	<0.005	
12/12/2008	0.016	
4/23/2009	<0.005	
10/8/2009	0.0056	
5/4/2010	0.0075	
10/7/2010	0.0059	
4/26/2011	<0.005	
10/18/2011	<0.005	
4/30/2012	<0.005	
10/3/2012	<0.005	
4/8/2013	<0.005	
10/9/2013	<0.005	
4/10/2014	0.00077 (J)	
10/2/2014	<0.005	
4/3/2015	<0.005	
10/8/2015	0.0014	
3/30/2016	<0.005	
5/24/2016	<0.005	
8/2/2016	<0.005	
9/27/2016	<0.005	
11/22/2016	<0.005	
2/6/2017	<0.005	
4/6/2017	<0.005	
6/14/2017	<0.005	
10/4/2017	<0.005	
3/21/2018	<0.005	
9/18/2018	<0.005	
3/27/2019	<0.005	
9/16/2019	<0.005	
3/12/2020	<0.005	
9/17/2020	<0.005	
3/17/2021	<0.005	
8/10/2021	<0.005	
2/2/2022	<0.005	
8/17/2022	<0.005	
2/21/2023	<0.005	
7/31/2023	<0.005	
2/27/2024		<0.005
8/12/2024		<0.005
3/4/2025		<0.005
9/3/2025		<0.005

ND substitution: RL or RL/2 if <15% NDs.

Mann-Whitney (Wilcoxon Rank Sum)

Constituent: Cobalt (mg/L) Analysis Run 4/27/2026 2:27 PM View: Appendix I Mann-Whitney

Plant Bowen Client: Southern Company Data: Bowen 1, 2, 9, & 10

	GWC-8Z	GWC-8Z
8/22/2007	<0.005	
11/1/2007	<0.005	
11/20/2007	<0.005	
1/23/2008	0.011	
3/10/2008	<0.005	
5/12/2008	<0.005	
12/12/2008	0.018	
4/22/2009	<0.005	
10/8/2009	<0.005	
4/28/2010	<0.005	
10/7/2010	<0.005	
4/20/2011	<0.005	
10/12/2011	<0.005	
4/30/2012	<0.005	
10/3/2012	<0.005	
4/9/2013	<0.005	
10/9/2013	<0.005	
4/9/2014	<0.005	
10/2/2014	<0.005	
4/2/2015	<0.005	
5/26/2015	0.0018	
6/18/2015	0.0018	
7/2/2015	0.0013	
10/8/2015	<0.005	
3/22/2016	<0.005	
5/25/2016	<0.005	
8/2/2016	<0.005	
9/26/2016	<0.005	
11/21/2016	<0.005	
2/3/2017	<0.005	
4/7/2017	<0.005	
6/13/2017	<0.005	
10/3/2017	<0.005	
3/20/2018	<0.005	
9/18/2018	<0.005	
5/6/2019	<0.005	
9/16/2019	<0.005	
3/16/2020	<0.005	
9/17/2020	<0.005	
3/18/2021	<0.005	
8/10/2021	<0.005	
2/2/2022	<0.005	
8/17/2022	<0.005	
2/20/2023	<0.005	
7/31/2023	<0.005	
2/26/2024		<0.005
8/12/2024		<0.005
2/28/2025		<0.005
9/3/2025		<0.005

ND substitution: RL or RL/2 if <15% NDs.

Mann-Whitney (Wilcoxon Rank Sum)

Constituent: Cobalt (mg/L) Analysis Run 4/27/2026 2:27 PM View: Appendix I Mann-Whitney

Plant Bowen Client: Southern Company Data: Bowen 1, 2, 9, & 10

	GWC-9	GWC-9
8/23/2007	<0.005	
11/1/2007	<0.005	
11/19/2007	0.0034	
1/15/2008	0.0067	
3/6/2008	0.13 (O)	
5/13/2008	<0.005	
12/12/2008	0.0042	
4/16/2009	0.0047	
10/13/2009	0.0037	
4/21/2010	<0.005	
9/29/2010	<0.005	
4/13/2011	<0.005	
10/5/2011	<0.005	
4/4/2012	<0.005	
10/8/2012	<0.005	
4/8/2013	<0.005	
10/9/2013	0.0013	
4/9/2014	0.0006 (J)	
9/30/2014	<0.005	
4/2/2015	0.00064 (J)	
10/10/2015	0.0017	
3/30/2016	<0.005	
5/26/2016	<0.005	
8/5/2016	<0.005	
9/28/2016	<0.005	
11/21/2016	<0.005	
2/6/2017	<0.005	
4/6/2017	<0.005	
6/13/2017	<0.005	
10/3/2017	<0.005	
3/20/2018	<0.005	
9/18/2018	<0.005	
3/21/2019	<0.005	
9/16/2019	<0.005	
3/12/2020	0.00044 (J)	
9/17/2020	<0.005	
3/18/2021	<0.005	
8/10/2021	<0.005	
2/2/2022	0.00043 (J)	
8/17/2022	0.00043 (J)	
2/21/2023	0.00043 (J)	
7/31/2023	<0.005	
2/27/2024		0.0004 (J)
8/12/2024		<0.005
2/28/2025		<0.005
9/3/2025		<0.005

ND substitution: RL or RL/2 if <15% NDs.

Mann-Whitney (Wilcoxon Rank Sum)

Constituent: Cobalt (mg/L) Analysis Run 4/27/2026 2:27 PM View: Appendix I Mann-Whitney

Plant Bowen Client: Southern Company Data: Bowen 1, 2, 9, & 10

	GWC-10	GWC-10
8/21/2007	<0.005	
11/1/2007	<0.005	
11/20/2007	0.0046	
1/30/2008	0.0079	
3/6/2008	0.0037	
5/12/2008	<0.005	
12/13/2008	0.013	
4/29/2009	<0.005	
10/20/2009	<0.005	
4/26/2010	<0.005	
9/29/2010	<0.005	
4/13/2011	<0.005	
10/5/2011	<0.005	
4/4/2012	<0.005	
10/3/2012	0.0018	
4/3/2013	0.0014	
10/15/2013	0.0018	
4/9/2014	0.0007 (J)	
10/2/2014	<0.005	
4/2/2015	<0.005	
10/10/2015	<0.005	
3/31/2016	<0.005	
5/26/2016	<0.005	
8/5/2016	<0.005	
9/28/2016	<0.005	
11/22/2016	0.0006 (J)	
2/7/2017	0.0017 (J)	
4/10/2017	<0.005	
6/14/2017	<0.005	
10/4/2017	<0.005	
3/20/2018	0.0021 (J)	
9/18/2018	<0.005	
3/22/2019	0.0011 (J)	
9/17/2019	<0.005	
3/12/2020	0.0017 (J)	
9/17/2020	<0.005	
3/18/2021	0.001 (J)	
8/10/2021	0.00075 (J)	
2/4/2022	0.0018 (J)	
8/17/2022	0.00051 (J)	
2/20/2023	0.0026 (J)	
7/31/2023	0.0007 (J)	
2/27/2024		0.0015 (J)
8/12/2024		0.00067 (J)
2/28/2025		0.0029 (J)
9/3/2025		<0.005

ND substitution: RL or RL/2 if <15% NDs.

Mann-Whitney (Wilcoxon Rank Sum)

Constituent: Cobalt (mg/L) Analysis Run 4/27/2026 2:27 PM View: Appendix I Mann-Whitney

Plant Bowen Client: Southern Company Data: Bowen 1, 2, 9, & 10

	GWC-11	GWC-11
8/21/2007	0.0031	
11/1/2007	0.0034	
11/18/2007	0.0045	
1/30/2008	0.0027	
3/5/2008	<0.005	
5/7/2008	<0.005	
12/14/2008	<0.005	
4/29/2009	<0.005	
10/22/2009	<0.005	
4/21/2010	<0.005	
9/28/2010	<0.005	
4/12/2011	<0.005	
10/4/2011	<0.005	
4/3/2012	<0.005	
10/3/2012	0.0037	
4/3/2013	<0.005	
10/9/2013	<0.005	
4/2/2014	0.0036	
10/2/2014	0.016	
4/1/2015	<0.005	
10/11/2015	<0.005	
4/4/2016	<0.005	
5/26/2016	<0.005	
8/3/2016	<0.005	
9/28/2016	<0.005	
11/22/2016	<0.005	
2/8/2017	<0.005	
4/10/2017	<0.005	
6/15/2017	<0.005	
10/4/2017	<0.005	
3/21/2018	<0.005	
9/18/2018	<0.005	
3/23/2019	<0.005	
9/17/2019	<0.005	
3/12/2020	<0.005	
9/21/2020	<0.005	
3/19/2021	<0.005	
8/11/2021	<0.005	
2/4/2022	<0.005	
8/18/2022	<0.005	
2/20/2023	<0.005	
8/1/2023	<0.005	
2/28/2024		<0.005
8/13/2024		<0.005
3/4/2025		<0.005
9/3/2025		<0.005

ND substitution: RL or RL/2 if <15% NDs.

Mann-Whitney (Wilcoxon Rank Sum)

Constituent: Cobalt (mg/L) Analysis Run 4/27/2026 2:27 PM View: Appendix I Mann-Whitney

Plant Bowen Client: Southern Company Data: Bowen 1, 2, 9, & 10

	GWC-11R	GWC-11R
8/21/2007	<0.005	
11/1/2007	<0.005	
11/18/2007	<0.005	
1/30/2008	<0.005	
3/6/2008	0.11 (O)	
5/7/2008	<0.005	
12/14/2008	<0.005	
4/29/2009	<0.005	
10/22/2009	<0.005	
4/21/2010	<0.005	
9/29/2010	<0.005	
4/13/2011	<0.005	
10/4/2011	<0.005	
4/4/2012	<0.005	
10/3/2012	<0.005	
4/3/2013	<0.005	
10/9/2013	<0.005	
4/2/2014	<0.005	
10/2/2014	<0.005	
4/1/2015	0.0026	
10/11/2015	0.00065 (J)	
4/4/2016	<0.005	
5/26/2016	<0.005	
8/4/2016	<0.005	
9/28/2016	<0.005	
11/22/2016	<0.005	
2/8/2017	<0.005	
4/10/2017	<0.005	
6/15/2017	<0.005	
10/4/2017	<0.005	
3/22/2018	<0.005	
9/18/2018	<0.005	
3/23/2019	<0.005	
9/17/2019	<0.005	
3/12/2020	<0.005	
9/21/2020	<0.005	
3/19/2021	<0.005	
8/11/2021	<0.005	
2/4/2022	<0.005	
8/18/2022	<0.005	
2/20/2023	<0.005	
8/1/2023	<0.005	
2/28/2024		<0.005
8/12/2024		<0.005
3/3/2025		<0.005
9/3/2025		<0.005

ND substitution: RL or RL/2 if <15% NDs.

Mann-Whitney (Wilcoxon Rank Sum)

Constituent: Cobalt (mg/L) Analysis Run 4/27/2026 2:27 PM View: Appendix I Mann-Whitney

Plant Bowen Client: Southern Company Data: Bowen 1, 2, 9, & 10

	GWC-12	GWC-12
8/21/2007	<0.0013	
11/1/2007	0.0041	
11/19/2007	0.0055	
1/16/2008	0.008	
3/5/2008	0.98 (O)	
5/13/2008	0.01	
12/13/2008	0.0073	
4/16/2009	0.0033	
10/21/2009	0.0039	
4/27/2010	0.0044	
10/5/2010	0.005	
4/19/2011	0.0039	
10/12/2011	0.0032	
4/24/2012	<0.0013	
10/2/2012	<0.0013	
4/2/2013	0.0038	
10/9/2013	0.003	
4/1/2014	0.0027	
10/2/2014	0.0027	
4/1/2015	0.0028	
10/14/2015	0.003	
4/4/2016	0.00351 (J)	
5/27/2016	0.00332 (J)	
8/3/2016	0.003 (J)	
9/30/2016	0.0035 (J)	
11/22/2016	0.0027 (J)	
2/13/2017	0.003 (J)	
4/11/2017	0.0031 (J)	
6/14/2017	0.0031 (J)	
10/4/2017	0.0032 (J)	
3/22/2018	0.0033 (J)	
9/18/2018	0.0031 (J)	
3/23/2019	0.0032 (J)	
9/17/2019	0.003 (J)	
3/12/2020	0.0031 (J)	
9/21/2020	0.0029 (J)	
3/19/2021	0.0029 (J)	
8/11/2021	0.0026 (J)	
2/2/2022	0.0034 (J)	
8/18/2022	0.0028 (J)	
2/21/2023	0.0029 (J)	
8/1/2023	0.0032 (J)	
2/27/2024		0.0029 (J)
8/12/2024		0.0027 (J)
3/4/2025		0.0033 (J)
9/3/2025		0.003 (J)

ND substitution: RL or RL/2 if <15% NDs.

Mann-Whitney (Wilcoxon Rank Sum)

Constituent: Cobalt (mg/L) Analysis Run 4/27/2026 2:27 PM View: Appendix I Mann-Whitney

Plant Bowen Client: Southern Company Data: Bowen 1, 2, 9, & 10

	GWC-13	GWC-13
8/21/2007	0.01	
11/1/2007	<0.005	
11/19/2007	<0.005	
1/31/2008	0.0037	
3/5/2008	<0.005	
5/12/2008	<0.005	
12/13/2008	0.011	
4/28/2009	<0.005	
10/21/2009	<0.005	
4/28/2010	<0.005	
10/5/2010	<0.005	
4/19/2011	<0.005	
10/18/2011	<0.005	
4/25/2012	<0.005	
10/2/2012	<0.005	
4/2/2013	<0.005	
10/8/2013	<0.005	
4/1/2014	<0.005	
10/1/2014	<0.005	
4/1/2015	<0.005	
10/15/2015	0.00051 (J)	
4/4/2016	<0.005	
5/31/2016	<0.005	
8/4/2016	<0.005	
9/29/2016	<0.005	
11/28/2016	<0.005	
2/9/2017	<0.005	
4/12/2017	<0.005	
6/16/2017	<0.005	
10/9/2017	<0.005	
3/21/2018	<0.005	
9/19/2018	<0.005	
3/23/2019	<0.005	
9/18/2019	0.0005 (J)	
3/13/2020	<0.005	
9/22/2020	<0.005	
3/18/2021	<0.005	
8/11/2021	<0.005	
2/17/2022	<0.005	
8/18/2022	<0.005	
2/22/2023	<0.005	
8/1/2023	<0.005	
2/27/2024		<0.005
8/12/2024		<0.005
3/3/2025		<0.005
9/3/2025		<0.005

ND substitution: RL or RL/2 if <15% NDs.

Mann-Whitney (Wilcoxon Rank Sum)

Constituent: Cobalt (mg/L) Analysis Run 4/27/2026 2:27 PM View: Appendix I Mann-Whitney

Plant Bowen Client: Southern Company Data: Bowen 1, 2, 9, & 10

	GWC-13RZ	GWC-13RZ
8/21/2007	<0.005	
11/1/2007	<0.005	
11/19/2007	<0.005	
1/31/2008	<0.005	
3/5/2008	<0.005	
5/7/2008	<0.005	
12/12/2008	0.0079	
4/29/2009	<0.005	
10/21/2009	<0.005	
4/28/2010	<0.005	
10/6/2010	<0.005	
4/20/2011	<0.005	
10/12/2011	<0.005	
4/25/2012	<0.005	
10/2/2012	<0.005	
4/2/2013	<0.005	
10/8/2013	<0.005	
4/1/2014	<0.005	
10/1/2014	<0.005	
3/31/2015	<0.005	
10/14/2015	<0.005	
4/4/2016	<0.005	
6/1/2016	<0.005	
2/22/2017	<0.005	
4/11/2017	<0.005	
6/16/2017	<0.005	
7/12/2017	<0.005	
7/28/2017	<0.005	
8/10/2017	<0.005	
10/6/2017	<0.005	
3/23/2018	<0.005	
9/20/2018	<0.005	
3/22/2019	<0.005	
9/19/2019	<0.005	
3/17/2020	<0.005	
9/22/2020	<0.005	
3/19/2021	<0.005	
8/12/2021	<0.005	
2/4/2022	<0.005	
8/19/2022	<0.005	
2/22/2023	<0.005	
8/2/2023	<0.005	
2/28/2024		<0.005
8/13/2024		<0.005
3/4/2025		<0.005
9/4/2025		<0.005

ND substitution: RL or RL/2 if <15% NDs.

Mann-Whitney (Wilcoxon Rank Sum)

Constituent: Cobalt (mg/L) Analysis Run 4/27/2026 2:27 PM View: Appendix I Mann-Whitney

Plant Bowen Client: Southern Company Data: Bowen 1, 2, 9, & 10

	GWC-14Z	GWC-14Z
8/24/2007	<0.005	
11/2/2007	<0.005	
11/17/2007	0.0039	
1/15/2008	<0.005	
3/5/2008	0.005	
5/7/2008	<0.005	
12/2/2008	0.011	
4/16/2009	0.005	
10/20/2009	0.0074	
4/20/2010	<0.005	
9/29/2010	<0.005	
4/12/2011	<0.005	
10/4/2011	<0.005	
4/4/2012	<0.005	
10/10/2012	<0.005	
4/15/2013	<0.005	
10/22/2013	<0.005	
4/21/2014	<0.005	
9/30/2014	<0.005	
4/3/2015	<0.005	
10/7/2015	<0.005	
4/5/2016	<0.005	
6/1/2016	<0.005	
8/9/2016	0.0003 (J)	
11/28/2016	<0.005	
2/9/2017	<0.005	
4/11/2017	<0.005	
6/14/2017	<0.005	
7/12/2017	<0.005	
10/5/2017	<0.005	
3/22/2018	<0.005	
9/19/2018	0.00058 (J)	
3/22/2019	<0.005	
9/17/2019	<0.005	
3/13/2020	<0.005	
9/21/2020	<0.005	
3/18/2021	<0.005	
8/11/2021	<0.005	
2/4/2022	<0.005	
8/18/2022	<0.005	
2/22/2023	<0.005	
8/1/2023	<0.005	
2/28/2024		<0.005
8/13/2024		<0.005
3/3/2025		<0.005
9/4/2025		<0.005

ND substitution: RL or RL/2 if <15% NDs.

Mann-Whitney (Wilcoxon Rank Sum)

Constituent: Cobalt (mg/L) Analysis Run 4/27/2026 2:27 PM View: Appendix I Mann-Whitney

Plant Bowen Client: Southern Company Data: Bowen 1, 2, 9, & 10

	GWC-15R	GWC-15R
8/23/2007	<0.005	
11/2/2007	<0.005	
11/17/2007	<0.005	
1/15/2008	<0.005	
3/6/2008	<0.005	
5/7/2008	<0.005	
12/2/2008	<0.005	
4/28/2009	<0.005	
10/19/2009	<0.005	
4/27/2010	<0.005	
10/4/2010	<0.005	
4/18/2011	<0.005	
10/12/2011	<0.005	
4/23/2012	<0.005	
10/10/2012	<0.005	
4/15/2013	<0.005	
10/22/2013	<0.005	
4/21/2014	<0.005	
9/30/2014	<0.005	
4/3/2015	<0.005	
10/7/2015	<0.005	
4/5/2016	<0.005	
5/31/2016	<0.005	
8/4/2016	<0.005	
9/29/2016	<0.005	
11/23/2016	<0.005	
2/10/2017	<0.005	
4/12/2017	0.0006 (J)	
6/15/2017	0.0004 (J)	
10/6/2017	<0.005	
3/23/2018	<0.005	
9/19/2018	<0.005	
3/25/2019	<0.005	
9/17/2019	<0.005	
3/13/2020	<0.005	
9/21/2020	<0.005	
3/18/2021	<0.005	
8/11/2021	<0.005	
2/4/2022	<0.005	
8/19/2022	<0.005	
2/22/2023	<0.005	
8/2/2023	<0.005	
2/28/2024		<0.005
8/13/2024		<0.005
3/3/2025		<0.005
9/4/2025		<0.005

ND substitution: RL or RL/2 if <15% NDs.

Mann-Whitney (Wilcoxon Rank Sum)

Constituent: Cobalt (mg/L) Analysis Run 4/27/2026 2:27 PM View: Appendix I Mann-Whitney

Plant Bowen Client: Southern Company Data: Bowen 1, 2, 9, & 10

	GWC-15Z	GWC-15Z
8/24/2007	<0.005	
11/2/2007	<0.005	
11/18/2007	<0.005	
1/15/2008	0.0029	
3/10/2008	0.069 (O)	
5/13/2008	<0.005	
12/2/2008	0.0027	
4/28/2009	<0.005	
10/20/2009	<0.005	
4/27/2010	<0.005	
10/5/2010	<0.005	
4/19/2011	<0.005	
10/12/2011	<0.005	
4/25/2012	<0.005	
10/10/2012	<0.005	
4/16/2013	<0.005	
10/22/2013	<0.005	
4/21/2014	<0.005	
9/30/2014	<0.005	
4/3/2015	<0.005	
10/6/2015	<0.005	
4/5/2016	<0.005	
5/31/2016	<0.005	
11/23/2016	<0.005	
2/10/2017	<0.005	
4/11/2017	<0.005	
6/15/2017	<0.005	
7/12/2017	<0.005	
7/26/2017	<0.005	
10/6/2017	<0.005	
3/23/2018	<0.005	
9/19/2018	<0.005	
3/22/2019	<0.005	
9/17/2019	<0.005	
3/13/2020	<0.005	
9/21/2020	<0.005	
3/18/2021	<0.005	
8/11/2021	<0.005	
2/7/2022	<0.005	
8/19/2022	<0.005	
2/22/2023	<0.005	
8/1/2023	<0.005	
2/28/2024		<0.005
8/13/2024		<0.005
3/3/2025		<0.005
9/4/2025		<0.005

ND substitution: RL or RL/2 if <15% NDs.

Mann-Whitney (Wilcoxon Rank Sum)

Constituent: Cobalt (mg/L) Analysis Run 4/27/2026 2:27 PM View: Appendix I Mann-Whitney

Plant Bowen Client: Southern Company Data: Bowen 1, 2, 9, & 10

	GWC-44	GWC-44
3/16/2016	0.002 (J)	
5/16/2016	<0.005	
7/25/2016	0.0015 (J)	
9/19/2016	0.0014 (J)	
11/3/2016	0.0013 (J)	
1/19/2017	0.0013 (J)	
3/28/2017	0.0019 (J)	
6/5/2017	0.0022 (J)	
9/26/2017	0.0018 (J)	
3/15/2018	0.0018 (J)	
9/12/2018	0.0016 (J)	
3/14/2019	0.0022 (J)	
9/11/2019	0.0018 (J)	
3/10/2020	0.0021 (J)	
9/15/2020	0.0015 (J)	
3/11/2021	0.0016 (J)	
8/4/2021	0.0016 (J)	
1/31/2022	0.0017 (J)	
8/15/2022	0.0014 (J)	
2/14/2023	0.0014 (J)	
7/26/2023	0.0015 (J)	
2/20/2024		0.0016 (J)
8/6/2024		0.0011 (J)
2/26/2025		0.0019 (J)
8/28/2025		<0.005

ND substitution: RL or RL/2 if <15% NDs.

Mann-Whitney (Wilcoxon Rank Sum)

Constituent: Cobalt (mg/L) Analysis Run 4/27/2026 2:27 PM View: Appendix I Mann-Whitney

Plant Bowen Client: Southern Company Data: Bowen 1, 2, 9, & 10

	GWC-45	GWC-45
8/24/2007	0.028	
10/23/2007	0.021	
11/18/2007	0.034	
1/15/2008	0.2 (o)	
3/5/2008	0.02	
5/14/2008	0.014	
12/2/2008	0.012	
4/28/2009	0.0065	
10/20/2009	0.003	
4/20/2010	<0.01	
9/28/2010	<0.01	
4/12/2011	<0.01	
10/4/2011	0.0028	
4/3/2012	<0.01	
10/15/2012	0.0029	
4/16/2013	0.0025	
10/22/2013	0.0034	
4/23/2014	0.002	
10/1/2014	0.0036	
4/3/2015	0.0018	
10/7/2015	0.0018	
3/16/2016	<0.01	
5/16/2016	<0.01	
7/25/2016	0.0017 (J)	
9/19/2016	0.0017 (J)	
11/4/2016	0.0013 (J)	
1/23/2017	0.0013 (J)	
3/29/2017	0.0013 (J)	
6/7/2017	0.0011 (J)	
9/27/2017	0.0013 (J)	
3/15/2018	0.0012 (J)	
9/13/2018	0.001 (J)	
3/14/2019	0.0015 (J)	
9/11/2019	0.0014 (J)	
3/10/2020	0.0012 (J)	
9/11/2020	0.0012 (J)	
3/11/2021	0.0011 (J)	
8/6/2021	0.0011 (J)	
2/1/2022	0.0013 (J)	
8/12/2022	0.0011 (J)	
2/15/2023	0.0012 (J)	
7/26/2023	0.0013 (J)	
2/20/2024		0.0014 (J)
8/5/2024		0.0011 (J)
2/26/2025		0.0015 (J)
9/2/2025		0.0014 (J)

ND substitution: RL or RL/2 if <15% NDs.

Mann-Whitney (Wilcoxon Rank Sum)

Constituent: Cobalt (mg/L) Analysis Run 4/27/2026 2:27 PM View: Appendix I Mann-Whitney

Plant Bowen Client: Southern Company Data: Bowen 1, 2, 9, & 10

	GWC-45R	GWC-45R
8/24/2007	<0.005	
10/23/2007	0.012	
11/18/2007	<0.005	
1/15/2008	0.0028	
3/5/2008	<0.005	
5/12/2008	<0.005	
12/2/2008	<0.005	
4/28/2009	<0.005	
10/13/2009	<0.005	
4/21/2010	<0.005	
10/4/2010	<0.005	
4/18/2011	<0.005	
10/5/2011	<0.005	
5/3/2012	<0.005	
10/15/2012	<0.005	
4/16/2013	<0.005	
10/22/2013	<0.005	
4/23/2014	<0.005	
10/1/2014	<0.005	
4/3/2015	<0.005	
10/9/2015	<0.005	
3/16/2016	<0.005	
5/16/2016	<0.005	
7/25/2016	<0.005	
9/19/2016	<0.005	
11/3/2016	<0.005	
1/20/2017	<0.005	
3/29/2017	<0.005	
6/7/2017	<0.005	
9/27/2017	<0.005	
3/15/2018	<0.005	
9/13/2018	<0.005	
3/14/2019	<0.005	
9/11/2019	<0.005	
3/10/2020	<0.005	
9/11/2020	<0.005	
3/11/2021	<0.005	
8/6/2021	<0.005	
2/1/2022	<0.005	
8/12/2022	<0.005	
2/15/2023	<0.005	
7/26/2023	<0.005	
2/20/2024		<0.005
8/5/2024		<0.005
2/26/2025		<0.005
9/2/2025		<0.005

ND substitution: RL or RL/2 if <15% NDs.

Mann-Whitney (Wilcoxon Rank Sum)

Constituent: Cobalt (mg/L) Analysis Run 4/27/2026 2:27 PM View: Appendix I Mann-Whitney

Plant Bowen Client: Southern Company Data: Bowen 1, 2, 9, & 10

	GWC-46R	GWC-46R
3/10/2016	<0.005	
5/17/2016	<0.005	
7/26/2016	0.0006 (J)	
9/20/2016	<0.005	
11/4/2016	<0.005	
1/20/2017	<0.005	
3/28/2017	<0.005	
6/7/2017	<0.005	
9/29/2017	<0.005	
3/15/2018	<0.005	
9/13/2018	<0.005	
3/18/2019	<0.005	
9/11/2019	<0.005	
3/10/2020	<0.005	
9/14/2020	<0.005	
3/11/2021	<0.005	
8/5/2021	<0.005	
1/31/2022	<0.005	
8/15/2022	<0.005	
2/14/2023	<0.005	
7/26/2023	<0.005	
2/21/2024		<0.005
8/5/2024		<0.005
2/26/2025		<0.005
8/29/2025		<0.005
9/24/2025		<0.005

ND substitution: RL or RL/2 if <15% NDs.

Mann-Whitney (Wilcoxon Rank Sum)

Constituent: Cobalt (mg/L) Analysis Run 4/27/2026 2:27 PM View: Appendix I Mann-Whitney

Plant Bowen Client: Southern Company Data: Bowen 1, 2, 9, & 10

	GWC-48	GWC-48
3/10/2016	0.00235 (J)	
5/17/2016	0.0025 (J)	
7/27/2016	0.0014 (J)	
9/20/2016	0.0015 (J)	
11/4/2016	0.0014 (J)	
1/23/2017	<0.01	
3/28/2017	0.0015 (J)	
6/8/2017	0.0016 (J)	
9/29/2017	0.0015 (J)	
3/15/2018	0.0013 (J)	
9/13/2018	0.0013 (J)	
3/15/2019	0.0012 (J)	
9/11/2019	0.0013 (J)	
3/9/2020	0.0016 (J)	
9/14/2020	0.0017 (J)	
3/11/2021	0.0025 (J)	
8/4/2021	0.0017 (J)	
1/31/2022	0.0021 (J)	
8/15/2022	0.0027 (J)	
2/15/2023	0.0025 (J)	
7/26/2023	0.0029 (J)	
2/21/2024		0.0025 (J)
8/5/2024		0.0026 (J)
2/26/2025		0.0035 (J)
8/29/2025		0.0039 (J)

ND substitution: RL or RL/2 if <15% NDs.

Mann-Whitney (Wilcoxon Rank Sum)

Constituent: Cobalt (mg/L) Analysis Run 4/27/2026 2:27 PM View: Appendix I Mann-Whitney

Plant Bowen Client: Southern Company Data: Bowen 1, 2, 9, & 10

	GWC-49Z	GWC-49Z
3/17/2016	<0.005	
5/18/2016	<0.005	
7/28/2016	0.0026 (J)	
9/21/2016	0.0044 (J)	
11/7/2016	0.0044 (J)	
1/24/2017	0.0049 (J)	
3/30/2017	0.0041 (J)	
6/9/2017	0.0054 (J)	
9/29/2017	0.0038 (J)	
3/15/2018	0.0026 (J)	
9/14/2018	0.0017 (J)	
3/19/2019	0.00069 (J)	
9/11/2019	0.00075 (J)	
3/9/2020	0.0028 (J)	
9/14/2020	0.0014 (J)	
3/15/2021	0.00056 (J)	
8/5/2021	0.0025 (J)	
2/1/2022	0.00066 (J)	
8/15/2022	0.0015 (J)	
2/14/2023	0.00096 (J)	
7/27/2023	0.00044 (J)	
2/21/2024		0.00037 (J)
8/6/2024		0.0021 (J)
2/26/2025		0.0014 (J)
8/29/2025		<0.005

ND substitution: RL or RL/2 if <15% NDs.

Mann-Whitney (Wilcoxon Rank Sum)

Constituent: Copper (mg/L) Analysis Run 4/27/2026 2:27 PM View: Appendix I Mann-Whitney

Plant Bowen Client: Southern Company Data: Bowen 1, 2, 9, & 10

	GWA-1	GWA-1
8/23/2007	0.0066	
10/23/2007	0.0076	
11/18/2007	0.0055	
1/30/2008	0.0094	
3/10/2008	0.0056	
5/13/2008	0.0027	
12/5/2008	<0.005	
4/15/2009	0.0025	
10/7/2009	0.0076	
5/3/2010	<0.005	
10/12/2010	<0.005	
4/27/2011	<0.005	
10/17/2011	<0.005	
5/2/2012	<0.005	
10/8/2012	<0.005	
4/12/2013	<0.005	
10/16/2013	<0.005	
4/11/2014	0.00094 (J)	
9/30/2014	<0.005	
3/30/2015	0.0033 (J)	
10/13/2015	0.0013 (J)	
3/22/2016	<0.005	
7/29/2016	<0.005	
3/30/2017	0.0004 (J)	
10/2/2017	0.0003 (J)	
3/16/2018	<0.005	
9/17/2018	<0.005	
3/20/2019	<0.005	
9/12/2019	<0.005	
3/11/2020	<0.005	
9/15/2020	<0.005	
3/16/2021	<0.005	
8/9/2021	<0.005	
2/1/2022	<0.005	
8/16/2022	<0.005	
2/16/2023	<0.005	
7/27/2023	0.0012 (J)	
2/22/2024		<0.005
8/7/2024		<0.005
2/27/2025		<0.005
9/2/2025		<0.005

ND substitution: RL or RL/2 if <15% NDs.

Mann-Whitney (Wilcoxon Rank Sum)

Constituent: Copper (mg/L) Analysis Run 4/27/2026 2:27 PM View: Appendix I Mann-Whitney

Plant Bowen Client: Southern Company Data: Bowen 1, 2, 9, & 10

	GWA-2	GWA-2
8/23/2007	<0.005	
10/24/2007	0.0088	
11/18/2007	0.0075	
1/31/2008	<0.005	
3/11/2008	0.0068	
5/6/2008	<0.005	
12/4/2008	0.013	
4/21/2009	<0.005	
10/7/2009	<0.005	
4/26/2010	<0.005	
10/4/2010	0.0027	
4/13/2011	0.0029	
10/5/2011	<0.005	
4/11/2012	<0.005	
10/9/2012	<0.005	
4/15/2013	<0.005	
10/15/2013	<0.005	
4/22/2014	<0.005	
9/30/2014	<0.005	
3/30/2015	<0.005	
10/13/2015	<0.005	
3/23/2016	<0.005	
7/29/2016	0.0032 (J)	
3/30/2017	<0.005	
10/2/2017	<0.005	
3/19/2018	0.0025 (J)	
9/14/2018	<0.005	
3/20/2019	<0.005	
9/12/2019	<0.005	
3/11/2020	0.0002 (J)	
9/15/2020	<0.005	
3/17/2021	<0.005	
8/9/2021	<0.005	
2/1/2022	<0.005	
8/16/2022	<0.005	
2/16/2023	<0.005	
7/27/2023	<0.005	
2/22/2024		<0.005
8/7/2024		0.00082 (J)
2/27/2025		<0.005
9/2/2025		<0.005

ND substitution: RL or RL/2 if <15% NDs.

Mann-Whitney (Wilcoxon Rank Sum)

Constituent: Copper (mg/L) Analysis Run 4/27/2026 2:27 PM View: Appendix I Mann-Whitney

Plant Bowen Client: Southern Company Data: Bowen 1, 2, 9, & 10

	GWA-2R	GWA-2R
8/23/2007	0.0036	
10/24/2007	<0.005	
11/18/2007	0.013	
1/31/2008	0.0069	
3/10/2008	0.0044	
5/13/2008	0.0033	
12/4/2008	<0.005	
4/21/2009	<0.005	
10/8/2009	<0.005	
4/21/2010	<0.005	
9/28/2010	<0.005	
4/12/2011	<0.005	
10/4/2011	<0.005	
4/3/2012	<0.005	
10/9/2012	<0.005	
4/11/2013	<0.005	
10/16/2013	<0.005	
4/10/2014	0.0011 (J)	
9/30/2014	<0.005	
3/30/2015	<0.005	
10/13/2015	<0.005	
3/23/2016	<0.005	
7/29/2016	0.0006 (J)	
4/3/2017	0.0004 (J)	
10/2/2017	0.0003 (J)	
3/16/2018	<0.005	
9/14/2018	<0.005	
3/19/2019	<0.005	
9/13/2019	0.00055 (J)	
3/11/2020	0.0011 (J)	
9/15/2020	<0.005	
3/16/2021	<0.005	
8/9/2021	0.0013 (J)	
2/1/2022	0.00096 (J)	
8/16/2022	<0.005	
2/16/2023	0.0011 (J)	
7/27/2023	0.0017 (J)	
2/26/2024		<0.005
8/6/2024		<0.005
2/27/2025		<0.005
9/2/2025		<0.005

ND substitution: RL or RL/2 if <15% NDs.

Mann-Whitney (Wilcoxon Rank Sum)

Constituent: Copper (mg/L) Analysis Run 4/27/2026 2:27 PM View: Appendix I Mann-Whitney

Plant Bowen Client: Southern Company Data: Bowen 1, 2, 9, & 10

	GWA-4RZ	GWA-4RZ
5/20/2009	0.0079	
10/19/2009	0.0038	
4/27/2010	0.0029	
10/4/2010	0.02	
4/14/2011	0.0034	
10/5/2011	<0.005	
4/11/2012	<0.005	
10/2/2012	0.0065	
4/11/2013	0.0066	
10/21/2013	<0.005	
4/23/2014	<0.005	
10/4/2014	0.017	
3/31/2015	0.0023 (J)	
10/11/2015	0.0031 (J)	
4/7/2017	0.0004 (J)	
10/3/2017	<0.005	
3/21/2018	<0.005	
9/18/2018	<0.005	
3/21/2019	<0.005	
9/13/2019	0.00045 (J)	
3/12/2020	0.0002 (J)	
9/17/2020	<0.005	
3/16/2021	<0.005	
8/10/2021	<0.005	
2/3/2022	<0.005	
8/17/2022	<0.005	
2/17/2023	<0.005	
7/28/2023	<0.005	
2/27/2024		<0.005
8/8/2024		<0.005
2/28/2025		<0.005
9/3/2025		<0.005

ND substitution: RL or RL/2 if <15% NDs.

Mann-Whitney (Wilcoxon Rank Sum)

Constituent: Copper (mg/L) Analysis Run 4/27/2026 2:27 PM View: Appendix I Mann-Whitney

Plant Bowen Client: Southern Company Data: Bowen 1, 2, 9, & 10

	GWA-39RZ	GWA-39RZ
2/21/2017	<0.005	
3/27/2017	<0.005	
9/29/2017	<0.005	
3/16/2018	<0.005	
9/14/2018	0.002 (J)	
3/14/2019	<0.005	
9/11/2019	0.0014 (J)	
3/9/2020	0.011 (J)	
9/16/2020	<0.005	
3/16/2021	<0.005	
8/6/2021	<0.005	
2/2/2022	<0.005	
8/16/2022	<0.005	
2/14/2023	<0.005	
7/25/2023	<0.005	
2/19/2024		<0.005
8/1/2024		<0.005
2/26/2025		<0.005
8/28/2025		<0.005

ND substitution: RL or RL/2 if <15% NDs.

Mann-Whitney (Wilcoxon Rank Sum)

Constituent: Copper (mg/L) Analysis Run 4/27/2026 2:27 PM View: Appendix I Mann-Whitney

Plant Bowen Client: Southern Company Data: Bowen 1, 2, 9, & 10

	GWA-39Z	GWA-39Z
3/14/2016	<0.005	
5/11/2016	<0.005	
7/19/2016	0.0005 (J)	
9/15/2016	<0.005	
11/2/2016	<0.005	
1/18/2017	<0.005	
3/28/2017	0.0005 (J)	
9/26/2017	0.0005 (J)	
3/14/2018	<0.005	
9/12/2018	<0.005	
3/15/2019	<0.005	
9/9/2019	<0.005	
3/9/2020	0.0007 (J)	
9/10/2020	<0.005	
3/12/2021	<0.005	
8/4/2021	<0.005	
1/31/2022	<0.005	
8/10/2022	<0.005	
2/13/2023	<0.005	
7/26/2023	<0.005	
2/19/2024		<0.005
8/1/2024		<0.005
2/25/2025		<0.005
8/28/2025		<0.005

ND substitution: RL or RL/2 if <15% NDs.

Mann-Whitney (Wilcoxon Rank Sum)

Constituent: Copper (mg/L) Analysis Run 4/27/2026 2:27 PM View: Appendix I Mann-Whitney

Plant Bowen Client: Southern Company Data: Bowen 1, 2, 9, & 10

	GWA-40	GWA-40
3/15/2016	<0.005	
5/11/2016	<0.005	
7/21/2016	<0.005	
9/15/2016	<0.005	
11/3/2016	<0.005	
1/17/2017	<0.005	
3/24/2017	<0.005	
9/26/2017	<0.005	
3/14/2018	<0.005	
9/12/2018	<0.005	
3/13/2019	<0.005	
9/9/2019	0.0022 (J)	
3/9/2020	<0.005	
9/11/2020	<0.005	
3/10/2021	<0.005	
8/4/2021	<0.005	
1/31/2022	<0.005	
8/12/2022	<0.005	
2/13/2023	<0.005	
7/26/2023	<0.005	
2/19/2024		<0.005
8/1/2024		<0.005
2/25/2025		<0.005
8/27/2025		<0.005

ND substitution: RL or RL/2 if <15% NDs.

Mann-Whitney (Wilcoxon Rank Sum)

Constituent: Copper (mg/L) Analysis Run 4/27/2026 2:27 PM View: Appendix I Mann-Whitney

Plant Bowen Client: Southern Company Data: Bowen 1, 2, 9, & 10

	GWA-41	GWA-41
3/15/2016	<0.005	
5/12/2016	<0.005	
7/20/2016	<0.005	
9/15/2016	0.0007 (J)	
11/3/2016	<0.005	
1/18/2017	<0.005	
3/24/2017	<0.005	
9/25/2017	0.0003 (J)	
3/14/2018	<0.005	
9/12/2018	<0.005	
3/14/2019	<0.005	
9/10/2019	0.00044 (J)	
3/6/2020	0.00093 (J)	
9/10/2020	<0.005	
3/11/2021	<0.005	
8/4/2021	<0.005	
1/31/2022	<0.005	
8/11/2022	<0.005	
2/13/2023	<0.005	
7/25/2023	<0.005	
2/19/2024		<0.005
8/1/2024		<0.005
2/25/2025		<0.005
8/28/2025		<0.005

ND substitution: RL or RL/2 if <15% NDs.

Mann-Whitney (Wilcoxon Rank Sum)

Constituent: Copper (mg/L) Analysis Run 4/27/2026 2:27 PM View: Appendix I Mann-Whitney

Plant Bowen Client: Southern Company Data: Bowen 1, 2, 9, & 10

	GWA-41R	GWA-41R
3/15/2016	<0.005	
5/13/2016	<0.005	
7/21/2016	0.0005 (J)	
9/21/2016	<0.005	
11/3/2016	<0.005	
1/17/2017	<0.005	
3/27/2017	<0.005	
9/25/2017	0.0007 (J)	
3/14/2018	0.0021 (J)	
9/12/2018	<0.005	
3/14/2019	0.0022 (J)	
9/10/2019	0.0022 (J)	
3/9/2020	0.0014 (J)	
9/10/2020	<0.005	
3/10/2021	<0.005	
8/4/2021	0.0008 (J)	
1/31/2022	0.0028 (J)	
8/11/2022	<0.005	
2/13/2023	0.0012 (J)	
7/25/2023	<0.005	
2/19/2024		0.0011 (J)
8/1/2024		0.00053 (J)
2/25/2025		0.0035 (J)
8/27/2025		<0.005

ND substitution: RL or RL/2 if <15% NDs.

Mann-Whitney (Wilcoxon Rank Sum)

Constituent: Copper (mg/L) Analysis Run 4/27/2026 2:27 PM View: Appendix I Mann-Whitney

Plant Bowen Client: Southern Company Data: Bowen 1, 2, 9, & 10

	GWA-42	GWA-42
3/11/2016	<0.005	
5/16/2016	<0.005	
7/22/2016	<0.005	
9/19/2016	0.003 (J)	
11/3/2016	<0.005	
1/17/2017	<0.005	
3/27/2017	<0.005	
9/26/2017	<0.005	
3/14/2018	<0.005	
9/14/2018	<0.005	
3/14/2019	<0.005	
9/10/2019	<0.005	
3/6/2020	0.00019 (J)	
9/10/2020	<0.005	
3/11/2021	<0.005	
8/4/2021	<0.005	
1/31/2022	<0.005	
8/10/2022	<0.005	
2/13/2023	<0.005	
7/26/2023	<0.005	
2/20/2024		<0.005
8/1/2024		<0.005
2/25/2025		<0.005
8/28/2025		<0.005

ND substitution: RL or RL/2 if <15% NDs.

Mann-Whitney (Wilcoxon Rank Sum)

Constituent: Copper (mg/L) Analysis Run 4/27/2026 2:27 PM View: Appendix I Mann-Whitney

Plant Bowen Client: Southern Company Data: Bowen 1, 2, 9, & 10

	GWA-43	GWA-43
3/11/2016	<0.005	
5/13/2016	<0.005	
7/19/2016	<0.005	
9/16/2016	<0.005	
11/2/2016	<0.005	
1/18/2017	<0.005	
3/28/2017	0.0004 (J)	
9/22/2017	0.0004 (J)	
3/14/2018	<0.005	
9/12/2018	<0.005	
3/13/2019	<0.005	
9/11/2019	0.00036 (J)	
3/9/2020	0.00035 (J)	
9/11/2020	<0.005	
3/11/2021	<0.005	
8/6/2021	<0.005	
1/31/2022	0.0014 (J)	
8/11/2022	<0.005	
2/14/2023	<0.005	
7/25/2023	<0.005	
2/20/2024		0.00068 (J)
8/2/2024		<0.005
2/25/2025		<0.005
8/28/2025		<0.005

ND substitution: RL or RL/2 if <15% NDs.

Mann-Whitney (Wilcoxon Rank Sum)

Constituent: Copper (mg/L) Analysis Run 4/27/2026 2:27 PM View: Appendix I Mann-Whitney

Plant Bowen Client: Southern Company Data: Bowen 1, 2, 9, & 10

	GWA-43R	GWA-43R
3/11/2016	<0.005	
5/13/2016	<0.005	
7/19/2016	<0.005	
9/16/2016	<0.005	
11/2/2016	<0.005	
1/18/2017	<0.005	
3/28/2017	0.0005 (J)	
9/22/2017	0.0006 (J)	
3/15/2018	<0.005	
9/12/2018	<0.005	
3/13/2019	0.0015 (J)	
9/11/2019	0.00026 (J)	
3/9/2020	0.00035 (J)	
9/14/2020	<0.005	
3/11/2021	<0.005	
8/5/2021	<0.005	
1/31/2022	<0.005	
8/10/2022	<0.005	
2/13/2023	<0.005	
7/25/2023	<0.005	
2/20/2024		<0.005
8/2/2024		<0.005
2/25/2025		<0.005
8/28/2025		<0.005

ND substitution: RL or RL/2 if <15% NDs.

Mann-Whitney (Wilcoxon Rank Sum)

Constituent: Copper (mg/L) Analysis Run 4/27/2026 2:27 PM View: Appendix I Mann-Whitney

Plant Bowen Client: Southern Company Data: Bowen 1, 2, 9, & 10

	GWA-50	GWA-50
12/12/2008	0.018	
4/23/2009	0.013	
10/6/2009	0.012	
4/27/2010	0.0095	
9/30/2010	0.0087	
4/14/2011	0.0061	
10/5/2011	<0.025	
4/11/2012	<0.025	
10/2/2012	<0.025	
4/9/2013	0.0053	
10/15/2013	0.0076	
4/10/2014	0.005	
10/1/2014	0.0047 (J)	
3/30/2015	0.0048 (J)	
10/11/2015	0.0055	
3/28/2016	<0.025	
8/1/2016	0.0025 (J)	
4/7/2017	0.003 (J)	
10/2/2017	0.0031 (J)	
3/16/2018	0.0037 (J)	
9/17/2018	0.0028 (J)	
3/19/2019	0.0023 (J)	
9/13/2019	0.0023 (J)	
3/11/2020	0.0026 (J)	
9/16/2020	0.0018 (J)	
3/17/2021	0.0019 (J)	
8/9/2021	0.0017 (J)	
2/1/2022	0.0017 (J)	
8/16/2022	0.0014 (J)	
2/16/2023	0.0015 (J)	
7/28/2023	0.0023 (J)	
2/22/2024		0.0015 (J)
8/8/2024		0.0018 (J)
2/27/2025		0.0017 (J)
9/2/2025		0.0016 (J)

ND substitution: RL or RL/2 if <15% NDs.

Mann-Whitney (Wilcoxon Rank Sum)

Constituent: Copper (mg/L) Analysis Run 4/27/2026 2:27 PM View: Appendix I Mann-Whitney

Plant Bowen Client: Southern Company Data: Bowen 1, 2, 9, & 10

	GWA-50R	GWA-50R
12/12/2008	0.064 (O)	
4/23/2009	0.034	
10/6/2009	0.026	
5/3/2010	0.014	
10/11/2010	0.014	
4/27/2011	0.028	
10/19/2011	<0.005	
5/1/2012	<0.005	
10/2/2012	0.011	
4/10/2013	0.018	
10/16/2013	0.016	
4/22/2014	0.014	
10/1/2014	0.0041 (J)	
3/30/2015	0.012	
10/11/2015	0.0049 (J)	
3/28/2016	0.00734 (J)	
8/1/2016	0.0049 (J)	
4/3/2017	0.0023 (J)	
10/2/2017	0.0023 (J)	
3/16/2018	0.0035 (J)	
9/18/2018	0.0041 (J)	
3/19/2019	0.0029 (J)	
9/12/2019	0.0028 (J)	
3/11/2020	0.0035 (J)	
9/15/2020	0.0031 (J)	
3/17/2021	0.0024 (J)	
8/9/2021	0.0028 (J)	
2/2/2022	0.0033 (J)	
8/17/2022	0.0098	
2/16/2023	0.0028 (J)	
7/28/2023	0.0034 (J)	
2/22/2024		0.003 (J)
8/8/2024		0.0027 (J)
2/28/2025		0.004 (J)
9/2/2025		0.0032 (J)

Mann-Whitney (Wilcoxon Rank Sum)

Constituent: Copper (mg/L) Analysis Run 4/27/2026 2:27 PM View: Appendix I Mann-Whitney

Plant Bowen Client: Southern Company Data: Bowen 1, 2, 9, & 10

	GWC-5	GWC-5
8/23/2007	0.0064	
10/25/2007	0.0081	
11/19/2007	0.0059	
1/23/2008	0.018	
3/11/2008	0.027	
5/12/2008	0.016	
12/11/2008	0.016	
4/15/2009	0.017	
10/9/2009	0.045	
5/4/2010	0.031	
10/12/2010	0.024	
4/28/2011	0.0044	
10/19/2011	0.038	
5/2/2012	0.0865 (O)	
10/9/2012	0.053	
4/11/2013	0.04	
10/16/2013	0.054	
4/23/2014	0.054	
10/3/2014	0.066	
3/31/2015	0.025	
10/12/2015	0.018	
3/28/2016	0.0256	
8/1/2016	0.0178 (J)	
4/3/2017	0.0272	
10/3/2017	0.0239 (J)	
3/19/2018	0.021 (J)	
9/17/2018	0.018 (J)	
3/20/2019	0.023 (J)	
9/16/2019	0.016 (J)	
3/16/2020	0.012 (J)	
9/16/2020	0.017 (J)	
3/17/2021	0.019	
8/9/2021	0.026	
2/2/2022	0.024	
8/16/2022	0.021	
2/20/2023	0.023	
7/28/2023	0.024	
2/26/2024		0.019
8/8/2024		0.018
2/27/2025		0.016
9/3/2025		0.032

Mann-Whitney (Wilcoxon Rank Sum)

Constituent: Copper (mg/L) Analysis Run 4/27/2026 2:27 PM View: Appendix I Mann-Whitney

Plant Bowen Client: Southern Company Data: Bowen 1, 2, 9, & 10

	GWC-6	GWC-6
8/22/2007	0.0033	
10/25/2007	<0.005	
11/20/2007	0.0052	
1/23/2008	0.0069	
3/11/2008	0.0029	
5/14/2008	0.0035	
12/11/2008	<0.005	
4/23/2009	0.0038	
10/9/2009	0.0032	
5/4/2010	<0.005	
10/11/2010	0.0029	
4/26/2011	<0.005	
10/18/2011	<0.005	
5/2/2012	<0.005	
10/8/2012	<0.005	
4/10/2013	<0.005	
10/8/2013	<0.005	
4/14/2014	0.001 (J)	
10/3/2014	0.00091 (J)	
4/1/2015	0.0011 (J)	
10/9/2015	<0.005	
3/29/2016	<0.005	
8/1/2016	<0.005	
4/6/2017	<0.005	
10/3/2017	<0.005	
3/19/2018	<0.005	
9/17/2018	<0.005	
3/21/2019	0.0018 (J)	
9/16/2019	<0.005	
3/12/2020	<0.005	
9/16/2020	<0.005	
3/17/2021	<0.005	
8/10/2021	<0.005	
2/2/2022	<0.005	
8/17/2022	<0.005	
2/17/2023	<0.005	
7/31/2023	<0.005	
2/26/2024		<0.005
8/8/2024		<0.005
2/27/2025		<0.005
9/3/2025		<0.005

ND substitution: RL or RL/2 if <15% NDs.

Mann-Whitney (Wilcoxon Rank Sum)

Constituent: Copper (mg/L) Analysis Run 4/27/2026 2:27 PM View: Appendix I Mann-Whitney

Plant Bowen Client: Southern Company Data: Bowen 1, 2, 9, & 10

	GWC-6RZ	GWC-6RZ
5/26/2015	<0.005	
6/18/2015	<0.005	
7/2/2015	<0.005	
10/9/2015	<0.005	
3/29/2016	<0.005	
8/1/2016	<0.005	
4/6/2017	<0.005	
10/3/2017	<0.005	
3/20/2018	<0.005	
9/17/2018	<0.005	
3/21/2019	<0.005	
9/16/2019	<0.005	
3/12/2020	0.00028 (J)	
9/16/2020	<0.005	
3/17/2021	<0.005	
8/10/2021	<0.005	
2/2/2022	<0.005	
8/17/2022	<0.005	
2/17/2023	<0.005	
7/28/2023	<0.005	
2/26/2024		<0.005
8/8/2024		<0.005
2/27/2025		<0.005
9/2/2025		<0.005

ND substitution: RL or RL/2 if <15% NDs.

Mann-Whitney (Wilcoxon Rank Sum)

Constituent: Copper (mg/L) Analysis Run 4/27/2026 2:27 PM View: Appendix I Mann-Whitney

Plant Bowen Client: Southern Company Data: Bowen 1, 2, 9, & 10

	GWC-7Z	GWC-7Z
8/22/2007	0.0029	
10/25/2007	0.0046	
11/20/2007	0.014	
1/16/2008	0.014	
3/6/2008	0.033	
5/13/2008	0.0052	
12/13/2008	0.0037	
4/15/2009	0.0043	
10/9/2009	0.0029	
4/27/2010	0.0077	
10/5/2010	0.0035	
4/19/2011	<0.005	
10/12/2011	<0.005	
4/24/2012	<0.005	
10/3/2012	<0.005	
4/9/2013	<0.005	
10/8/2013	<0.005	
4/10/2014	0.0044 (J)	
10/2/2014	<0.005	
4/2/2015	0.00093 (J)	
10/10/2015	0.0029 (J)	
8/2/2016	<0.005	
4/6/2017	0.0004 (J)	
10/3/2017	0.0006 (J)	
3/20/2018	<0.005	
9/18/2018	<0.005	
3/21/2019	<0.005	
9/13/2019	0.00025 (J)	
3/12/2020	0.00021 (J)	
9/16/2020	<0.005	
3/17/2021	<0.005	
8/10/2021	<0.005	
2/2/2022	<0.005	
8/17/2022	<0.005	
2/20/2023	<0.005	
7/31/2023	<0.005	
2/26/2024		<0.005
8/8/2024		<0.005
2/27/2025		<0.005
9/3/2025		0.0021 (J)

ND substitution: RL or RL/2 if <15% NDs.

Mann-Whitney (Wilcoxon Rank Sum)

Constituent: Copper (mg/L) Analysis Run 4/27/2026 2:27 PM View: Appendix I Mann-Whitney

Plant Bowen Client: Southern Company Data: Bowen 1, 2, 9, & 10

	GWC-8RR	GWC-8RR
8/22/2007	0.0033	
10/26/2007	<0.005	
11/20/2007	<0.005	
1/23/2008	0.0026	
3/10/2008	0.0033	
5/6/2008	<0.005	
12/12/2008	0.023	
4/23/2009	0.0031	
10/8/2009	0.0088	
5/4/2010	0.014	
10/7/2010	0.013	
4/26/2011	0.013	
10/18/2011	<0.005	
4/30/2012	<0.005	
10/3/2012	<0.005	
4/8/2013	<0.005	
10/9/2013	<0.005	
4/10/2014	<0.005	
10/2/2014	<0.005	
4/3/2015	<0.005	
10/8/2015	0.002 (J)	
3/30/2016	<0.005	
8/2/2016	<0.005	
4/6/2017	<0.005	
10/4/2017	<0.005	
3/21/2018	<0.005	
9/18/2018	<0.005	
3/27/2019	<0.005	
9/16/2019	<0.005	
3/12/2020	<0.005	
9/17/2020	<0.005	
3/17/2021	<0.005	
8/10/2021	<0.005	
2/2/2022	<0.005	
8/17/2022	<0.005	
2/21/2023	<0.005	
7/31/2023	<0.005	
2/27/2024		<0.005
8/12/2024		<0.005
3/4/2025		<0.005
9/3/2025		<0.005

ND substitution: RL or RL/2 if <15% NDs.

Mann-Whitney (Wilcoxon Rank Sum)

Constituent: Copper (mg/L) Analysis Run 4/27/2026 2:27 PM View: Appendix I Mann-Whitney

Plant Bowen Client: Southern Company Data: Bowen 1, 2, 9, & 10

	GWC-8Z	GWC-8Z
8/22/2007	<0.005	
11/1/2007	0.0039	
11/20/2007	0.0032	
1/23/2008	0.007	
3/10/2008	<0.005	
5/12/2008	<0.005	
12/12/2008	<0.005	
4/22/2009	<0.005	
10/8/2009	<0.005	
4/28/2010	<0.005	
10/7/2010	<0.005	
4/20/2011	<0.005	
10/12/2011	<0.005	
4/30/2012	<0.005	
10/3/2012	<0.005	
4/9/2013	<0.005	
10/9/2013	<0.005	
4/9/2014	<0.005	
10/2/2014	<0.005	
4/2/2015	<0.005	
5/26/2015	<0.005	
6/18/2015	0.00087 (J)	
7/2/2015	<0.005	
10/8/2015	0.00091 (J)	
3/22/2016	<0.005	
8/2/2016	<0.005	
4/7/2017	<0.005	
10/3/2017	0.0003 (J)	
3/20/2018	<0.005	
9/18/2018	<0.005	
5/6/2019	<0.005	
9/16/2019	<0.005	
3/16/2020	0.00024 (J)	
9/17/2020	<0.005	
3/18/2021	<0.005	
8/10/2021	<0.005	
2/2/2022	<0.005	
8/17/2022	<0.005	
2/20/2023	<0.005	
7/31/2023	<0.005	
2/26/2024		<0.005
8/12/2024		<0.005
2/28/2025		<0.005
9/3/2025		<0.005

ND substitution: RL or RL/2 if <15% NDs.

Mann-Whitney (Wilcoxon Rank Sum)

Constituent: Copper (mg/L) Analysis Run 4/27/2026 2:27 PM View: Appendix I Mann-Whitney

Plant Bowen Client: Southern Company Data: Bowen 1, 2, 9, & 10

	GWC-9	GWC-9
8/23/2007	<0.005	
11/1/2007	0.0047	
11/19/2007	0.0067	
1/15/2008	0.01	
3/6/2008	0.007	
5/13/2008	<0.005	
12/12/2008	0.0048	
4/16/2009	0.0042	
10/13/2009	0.0034	
4/21/2010	<0.005	
9/29/2010	<0.005	
4/13/2011	<0.005	
10/5/2011	<0.005	
4/4/2012	<0.005	
10/8/2012	<0.005	
4/8/2013	<0.005	
10/9/2013	<0.005	
4/9/2014	<0.005	
9/30/2014	<0.005	
4/2/2015	<0.005	
10/10/2015	0.0019 (J)	
3/30/2016	<0.005	
8/5/2016	<0.005	
4/6/2017	0.0003 (J)	
10/3/2017	<0.005	
3/20/2018	<0.005	
9/18/2018	<0.005	
3/21/2019	<0.005	
9/16/2019	0.00021 (J)	
3/12/2020	0.00031 (J)	
9/17/2020	<0.005	
3/18/2021	<0.005	
8/10/2021	<0.005	
2/2/2022	<0.005	
8/17/2022	<0.005	
2/21/2023	<0.005	
7/31/2023	<0.005	
2/27/2024		<0.005
8/12/2024		<0.005
2/28/2025		<0.005
9/3/2025		<0.005

ND substitution: RL or RL/2 if <15% NDs.

Mann-Whitney (Wilcoxon Rank Sum)

Constituent: Copper (mg/L) Analysis Run 4/27/2026 2:27 PM View: Appendix I Mann-Whitney

Plant Bowen Client: Southern Company Data: Bowen 1, 2, 9, & 10

	GWC-10	GWC-10
8/21/2007	0.0058	
11/1/2007	<0.005	
11/20/2007	0.006	
1/30/2008	0.0037	
3/6/2008	0.004	
5/12/2008	<0.005	
12/13/2008	0.0051	
4/29/2009	0.003	
10/20/2009	<0.005	
4/26/2010	<0.005	
9/29/2010	<0.005	
4/13/2011	<0.005	
10/5/2011	<0.005	
4/4/2012	<0.005	
10/3/2012	<0.005	
4/3/2013	<0.005	
10/15/2013	<0.005	
4/9/2014	<0.005	
10/2/2014	<0.005	
4/2/2015	<0.005	
10/10/2015	0.0027 (J)	
3/31/2016	<0.005	
8/5/2016	<0.005	
4/10/2017	<0.005	
10/4/2017	<0.005	
3/20/2018	0.0016 (J)	
9/18/2018	<0.005	
3/22/2019	<0.005	
9/17/2019	<0.005	
3/12/2020	<0.005	
9/17/2020	<0.005	
3/18/2021	<0.005	
8/10/2021	<0.005	
2/4/2022	<0.005	
8/17/2022	<0.005	
2/20/2023	<0.005	
7/31/2023	<0.005	
2/27/2024		<0.005
8/12/2024		<0.005
2/28/2025		<0.005
9/3/2025		<0.005

ND substitution: RL or RL/2 if <15% NDs.

Mann-Whitney (Wilcoxon Rank Sum)

Constituent: Copper (mg/L) Analysis Run 4/27/2026 2:27 PM View: Appendix I Mann-Whitney

Plant Bowen Client: Southern Company Data: Bowen 1, 2, 9, & 10

	GWC-10R	GWC-10R
8/21/2007	0.007	
11/1/2007	<0.005	
11/20/2007	0.0032	
1/30/2008	0.0039	
3/6/2008	<0.005	
5/8/2008	0.0039	
12/14/2008	0.0046	
4/29/2009	<0.005	
10/21/2009	<0.005	
4/21/2010	<0.005	
9/28/2010	<0.005	
4/12/2011	<0.005	
10/4/2011	<0.005	
4/3/2012	<0.005	
10/8/2012	<0.005	
4/3/2013	<0.005	
10/15/2013	<0.005	
4/9/2014	<0.005	
10/2/2014	<0.005	
4/2/2015	<0.005	
10/12/2015	<0.005	
3/31/2016	<0.005	
8/3/2016	<0.005	
4/10/2017	<0.005	
10/4/2017	<0.005	
3/21/2018	<0.005	
9/18/2018	<0.005	
3/22/2019	<0.005	
9/17/2019	0.00029 (J)	
3/12/2020	<0.005	
9/17/2020	<0.005	
3/18/2021	<0.005	
8/11/2021	<0.005	
2/4/2022	<0.005	
8/18/2022	<0.005	
2/20/2023	<0.005	
7/31/2023	<0.005	
2/27/2024		<0.005
8/12/2024		<0.005
3/3/2025		<0.005
9/3/2025		<0.005

ND substitution: RL or RL/2 if <15% NDs.

Mann-Whitney (Wilcoxon Rank Sum)

Constituent: Copper (mg/L) Analysis Run 4/27/2026 2:27 PM View: Appendix I Mann-Whitney

Plant Bowen Client: Southern Company Data: Bowen 1, 2, 9, & 10

	GWC-11	GWC-11
8/21/2007	<0.005	
11/1/2007	<0.005	
11/18/2007	<0.005	
1/30/2008	<0.005	
3/5/2008	<0.005	
5/7/2008	0.0037	
12/14/2008	<0.005	
4/29/2009	<0.005	
10/22/2009	<0.005	
4/21/2010	<0.005	
9/28/2010	0.0028	
4/12/2011	<0.005	
10/4/2011	0.013	
4/3/2012	<0.005	
10/3/2012	<0.005	
4/3/2013	<0.005	
10/9/2013	<0.005	
4/2/2014	<0.005	
10/2/2014	0.00084 (J)	
4/1/2015	<0.005	
10/11/2015	<0.005	
4/4/2016	<0.005	
8/3/2016	<0.005	
4/10/2017	<0.005	
10/4/2017	<0.005	
3/21/2018	<0.005	
9/18/2018	<0.005	
3/23/2019	<0.005	
9/17/2019	<0.005	
3/12/2020	0.00023 (J)	
9/21/2020	<0.005	
3/19/2021	<0.005	
8/11/2021	<0.005	
2/4/2022	<0.005	
8/18/2022	<0.005	
2/20/2023	<0.005	
8/1/2023	<0.005	
2/28/2024		<0.005
8/13/2024		<0.005
3/4/2025		<0.005
9/3/2025		<0.005

ND substitution: RL or RL/2 if <15% NDs.

Mann-Whitney (Wilcoxon Rank Sum)

Constituent: Copper (mg/L) Analysis Run 4/27/2026 2:27 PM View: Appendix I Mann-Whitney

Plant Bowen Client: Southern Company Data: Bowen 1, 2, 9, & 10

	GWC-11R	GWC-11R
8/21/2007	0.0032	
11/1/2007	0.0031	
11/18/2007	<0.005	
1/30/2008	<0.005	
3/6/2008	<0.005	
5/7/2008	0.0029	
12/14/2008	<0.005	
4/29/2009	<0.005	
10/22/2009	<0.005	
4/21/2010	<0.005	
9/29/2010	<0.005	
4/13/2011	<0.005	
10/4/2011	<0.005	
4/4/2012	<0.005	
10/3/2012	<0.005	
4/3/2013	<0.005	
10/9/2013	<0.005	
4/2/2014	0.0013 (J)	
10/2/2014	0.0022 (J)	
4/1/2015	0.019	
10/11/2015	0.013	
4/4/2016	<0.005	
8/4/2016	<0.005	
4/10/2017	<0.005	
10/4/2017	<0.005	
3/22/2018	<0.005	
9/18/2018	<0.005	
3/23/2019	<0.005	
9/17/2019	0.00031 (J)	
3/12/2020	0.00032 (J)	
9/21/2020	<0.005	
3/19/2021	0.0018 (J)	
8/11/2021	<0.005	
2/4/2022	<0.005	
8/18/2022	<0.005	
2/20/2023	<0.005	
8/1/2023	<0.005	
2/28/2024		<0.005
8/12/2024		<0.005
3/3/2025		<0.005
9/3/2025		<0.005

ND substitution: RL or RL/2 if <15% NDs.

Mann-Whitney (Wilcoxon Rank Sum)

Constituent: Copper (mg/L) Analysis Run 4/27/2026 2:27 PM View: Appendix I Mann-Whitney

Plant Bowen Client: Southern Company Data: Bowen 1, 2, 9, & 10

	GWC-12	GWC-12
8/21/2007	<0.005	
11/1/2007	<0.005	
11/19/2007	0.0029	
1/16/2008	0.0067	
3/5/2008	0.0058	
5/13/2008	<0.005	
12/13/2008	<0.005	
4/16/2009	0.0032	
10/21/2009	<0.005	
4/27/2010	0.0034	
10/5/2010	<0.005	
4/19/2011	<0.005	
10/12/2011	<0.005	
4/24/2012	<0.005	
10/2/2012	<0.005	
4/2/2013	0.0063	
10/9/2013	<0.005	
4/1/2014	<0.005	
10/2/2014	<0.005	
4/1/2015	<0.005	
10/14/2015	0.0017 (J)	
4/4/2016	<0.005	
8/3/2016	<0.005	
4/11/2017	0.0003 (J)	
10/4/2017	<0.005	
3/22/2018	<0.005	
9/18/2018	<0.005	
3/23/2019	<0.005	
9/17/2019	<0.005	
3/12/2020	<0.005	
9/21/2020	<0.005	
3/19/2021	<0.005	
8/11/2021	<0.005	
2/2/2022	<0.005	
8/18/2022	<0.005	
2/21/2023	<0.005	
8/1/2023	0.0039 (J)	
2/27/2024		<0.005
8/12/2024		0.00048 (J)
3/4/2025		<0.005
9/3/2025		<0.005

ND substitution: RL or RL/2 if <15% NDs.

Mann-Whitney (Wilcoxon Rank Sum)

Constituent: Copper (mg/L) Analysis Run 4/27/2026 2:27 PM View: Appendix I Mann-Whitney

Plant Bowen Client: Southern Company Data: Bowen 1, 2, 9, & 10

	GWC-13	GWC-13
8/21/2007	<0.005	
11/1/2007	<0.005	
11/19/2007	0.0035	
1/31/2008	<0.005	
3/5/2008	<0.005	
5/12/2008	<0.005	
12/13/2008	0.0028	
4/28/2009	<0.005	
10/21/2009	0.0025	
4/28/2010	<0.005	
10/5/2010	<0.005	
4/19/2011	<0.005	
10/18/2011	<0.005	
4/25/2012	<0.005	
10/2/2012	<0.005	
4/2/2013	<0.005	
10/8/2013	<0.005	
4/1/2014	<0.005	
10/1/2014	<0.005	
4/1/2015	<0.005	
10/15/2015	<0.005	
4/4/2016	<0.005	
8/4/2016	<0.005	
4/12/2017	0.0003 (J)	
10/9/2017	0.0005 (J)	
3/21/2018	<0.005	
9/19/2018	<0.005	
3/23/2019	<0.005	
9/18/2019	0.00057 (J)	
3/13/2020	0.00033 (J)	
9/22/2020	<0.005	
3/18/2021	<0.005	
8/11/2021	<0.005	
2/17/2022	<0.005	
8/18/2022	<0.005	
2/22/2023	<0.005	
8/1/2023	<0.005	
2/27/2024		<0.005
8/12/2024		<0.005
3/3/2025		<0.005
9/3/2025		<0.005

ND substitution: RL or RL/2 if <15% NDs.

Mann-Whitney (Wilcoxon Rank Sum)

Constituent: Copper (mg/L) Analysis Run 4/27/2026 2:27 PM View: Appendix I Mann-Whitney

Plant Bowen Client: Southern Company Data: Bowen 1, 2, 9, & 10

	GWC-13RZ	GWC-13RZ
8/21/2007	<0.005	
11/1/2007	<0.005	
11/19/2007	0.0043	
1/31/2008	<0.005	
3/5/2008	<0.005	
5/7/2008	<0.005	
12/12/2008	0.013	
4/29/2009	0.0029	
10/21/2009	<0.005	
4/28/2010	0.0032	
10/6/2010	<0.005	
4/20/2011	<0.005	
10/12/2011	<0.005	
4/25/2012	<0.005	
10/2/2012	<0.005	
4/2/2013	<0.005	
10/8/2013	<0.005	
4/1/2014	0.00091 (J)	
10/1/2014	<0.005	
3/31/2015	<0.005	
10/14/2015	<0.005	
4/4/2016	<0.005	
4/11/2017	<0.005	
10/6/2017	<0.005	
3/23/2018	<0.005	
9/20/2018	<0.005	
3/22/2019	<0.005	
9/19/2019	0.00021 (J)	
3/17/2020	0.00045 (J)	
9/22/2020	<0.005	
3/19/2021	<0.005	
8/12/2021	<0.005	
2/4/2022	<0.005	
8/19/2022	<0.005	
2/22/2023	0.0014 (J)	
8/2/2023	0.0011 (J)	
2/28/2024		<0.005
8/13/2024		<0.005
3/4/2025		<0.005
9/4/2025		<0.005

ND substitution: RL or RL/2 if <15% NDs.

Mann-Whitney (Wilcoxon Rank Sum)

Constituent: Copper (mg/L) Analysis Run 4/27/2026 2:27 PM View: Appendix I Mann-Whitney

Plant Bowen Client: Southern Company Data: Bowen 1, 2, 9, & 10

	GWC-14Z	GWC-14Z
8/24/2007	0.0048	
11/2/2007	<0.005	
11/17/2007	0.0031	
1/15/2008	0.0033	
3/5/2008	0.0026	
5/7/2008	0.0028	
12/2/2008	0.0029	
4/16/2009	0.0035	
10/20/2009	0.0056	
4/20/2010	<0.005	
9/29/2010	<0.005	
4/12/2011	<0.005	
10/4/2011	<0.005	
4/4/2012	<0.005	
10/10/2012	<0.005	
4/15/2013	<0.005	
10/22/2013	<0.005	
4/21/2014	<0.005	
9/30/2014	<0.005	
4/3/2015	<0.005	
10/7/2015	0.0012 (J)	
4/5/2016	<0.005	
8/9/2016	<0.005	
4/11/2017	<0.005	
10/5/2017	<0.005	
3/22/2018	<0.005	
9/19/2018	<0.005	
3/22/2019	<0.005	
9/17/2019	<0.005	
3/13/2020	<0.005	
9/21/2020	<0.005	
3/18/2021	<0.005	
8/11/2021	<0.005	
2/4/2022	<0.005	
8/18/2022	<0.005	
2/22/2023	<0.005	
8/1/2023	<0.005	
2/28/2024		<0.005
8/13/2024		<0.005
3/3/2025		<0.005
9/4/2025		<0.005

ND substitution: RL or RL/2 if <15% NDs.

Mann-Whitney (Wilcoxon Rank Sum)

Constituent: Copper (mg/L) Analysis Run 4/27/2026 2:27 PM View: Appendix I Mann-Whitney

Plant Bowen Client: Southern Company Data: Bowen 1, 2, 9, & 10

	GWC-15R	GWC-15R
8/23/2007	<0.005	
11/2/2007	<0.005	
11/17/2007	0.02	
1/15/2008	0.0043	
3/6/2008	<0.005	
5/7/2008	0.0026	
12/2/2008	<0.005	
4/28/2009	0.003	
10/19/2009	<0.005	
4/27/2010	<0.005	
10/4/2010	0.0025	
4/18/2011	<0.005	
10/12/2011	<0.005	
4/23/2012	<0.005	
10/10/2012	<0.005	
4/15/2013	<0.005	
10/22/2013	<0.005	
4/21/2014	<0.005	
9/30/2014	<0.005	
4/3/2015	<0.005	
10/7/2015	0.00093 (J)	
4/5/2016	<0.005	
8/4/2016	0.0007 (J)	
4/12/2017	<0.005	
10/6/2017	0.0003 (J)	
3/23/2018	<0.005	
9/19/2018	<0.005	
3/25/2019	<0.005	
9/17/2019	<0.005	
3/13/2020	0.00029 (J)	
9/21/2020	<0.005	
3/18/2021	<0.005	
8/11/2021	<0.005	
2/4/2022	<0.005	
8/19/2022	<0.005	
2/22/2023	<0.005	
8/2/2023	<0.005	
2/28/2024		<0.005
8/13/2024		<0.005
3/3/2025		<0.005
9/4/2025		<0.005

ND substitution: RL or RL/2 if <15% NDs.

Mann-Whitney (Wilcoxon Rank Sum)

Constituent: Copper (mg/L) Analysis Run 4/27/2026 2:27 PM View: Appendix I Mann-Whitney

Plant Bowen Client: Southern Company Data: Bowen 1, 2, 9, & 10

	GWC-15Z	GWC-15Z
8/24/2007	0.021	
11/2/2007	0.0037	
11/18/2007	0.007	
1/15/2008	0.0055	
3/10/2008	0.0042	
5/13/2008	<0.005	
12/2/2008	0.0039	
4/28/2009	<0.005	
10/20/2009	<0.005	
4/27/2010	<0.005	
10/5/2010	<0.005	
4/19/2011	<0.005	
10/12/2011	<0.005	
4/25/2012	<0.005	
10/10/2012	<0.005	
4/16/2013	<0.005	
10/22/2013	<0.005	
4/21/2014	0.00094 (J)	
9/30/2014	<0.005	
4/3/2015	<0.005	
10/6/2015	<0.005	
4/5/2016	<0.005	
4/11/2017	0.0003 (J)	
10/6/2017	<0.005	
3/23/2018	<0.005	
9/19/2018	<0.005	
3/22/2019	<0.005	
9/17/2019	<0.005	
3/13/2020	0.0002 (J)	
9/21/2020	<0.005	
3/18/2021	<0.005	
8/11/2021	<0.005	
2/7/2022	<0.005	
8/19/2022	<0.005	
2/22/2023	<0.005	
8/1/2023	<0.005	
2/28/2024		<0.005
8/13/2024		<0.005
3/3/2025		<0.005
9/4/2025		<0.005

ND substitution: RL or RL/2 if <15% NDs.

Mann-Whitney (Wilcoxon Rank Sum)

Constituent: Copper (mg/L) Analysis Run 4/27/2026 2:27 PM View: Appendix I Mann-Whitney

Plant Bowen Client: Southern Company Data: Bowen 1, 2, 9, & 10

	GWC-44	GWC-44
3/16/2016	<0.005	
5/16/2016	<0.005	
7/25/2016	0.0005 (J)	
9/19/2016	<0.005	
11/3/2016	<0.005	
1/19/2017	<0.005	
3/28/2017	0.0007 (J)	
9/26/2017	0.0006 (J)	
3/15/2018	<0.005	
9/12/2018	<0.005	
3/14/2019	<0.005	
9/11/2019	0.00043 (J)	
3/10/2020	0.00067 (J)	
9/15/2020	<0.005	
3/11/2021	<0.005	
8/4/2021	0.0006 (J)	
1/31/2022	0.00053 (J)	
8/15/2022	<0.005	
2/14/2023	0.0054	
7/26/2023	<0.005	
2/20/2024		0.0005 (J)
8/6/2024		<0.005
2/26/2025		<0.005
8/28/2025		<0.005

ND substitution: RL or RL/2 if <15% NDs.

Mann-Whitney (Wilcoxon Rank Sum)

Constituent: Copper (mg/L) Analysis Run 4/27/2026 2:27 PM View: Appendix I Mann-Whitney

Plant Bowen Client: Southern Company Data: Bowen 1, 2, 9, & 10

	GWC-45	GWC-45
8/24/2007	0.0081	
10/23/2007	<0.005	
11/18/2007	0.033 (o)	
1/15/2008	0.034 (o)	
3/5/2008	0.066 (o)	
5/14/2008	0.018	
12/2/2008	0.0029	
4/28/2009	<0.005	
10/20/2009	<0.005	
4/20/2010	<0.005	
9/28/2010	<0.005	
4/12/2011	<0.005	
10/4/2011	<0.005	
4/3/2012	<0.005	
10/15/2012	<0.005	
4/16/2013	<0.005	
10/22/2013	<0.005	
4/23/2014	<0.005	
10/1/2014	<0.005	
4/3/2015	<0.005	
10/7/2015	0.001 (J)	
3/16/2016	<0.005	
5/16/2016	<0.005	
7/25/2016	<0.005	
9/19/2016	0.0032 (J)	
11/4/2016	0.0006 (J)	
1/23/2017	0.0008 (J)	
3/29/2017	0.0005 (J)	
9/27/2017	0.0014 (J)	
3/15/2018	<0.005	
9/13/2018	<0.005	
3/14/2019	<0.005	
9/11/2019	0.012 (J)	
10/21/2019	0.00021 (J)	
3/10/2020	0.00031 (J)	
9/11/2020	<0.005	
3/11/2021	<0.005	
8/6/2021	<0.005	
2/1/2022	<0.005	
8/12/2022	<0.005	
2/15/2023	<0.005	
7/26/2023	<0.005	
2/20/2024		0.00067 (J)
8/5/2024		<0.005
2/26/2025		<0.005
9/2/2025		<0.005

ND substitution: RL or RL/2 if <15% NDs.

Mann-Whitney (Wilcoxon Rank Sum)

Constituent: Copper (mg/L) Analysis Run 4/27/2026 2:27 PM View: Appendix I Mann-Whitney

Plant Bowen Client: Southern Company Data: Bowen 1, 2, 9, & 10

	GWC-45R	GWC-45R
8/24/2007	0.016	
10/23/2007	0.0049	
11/18/2007	0.0037	
1/15/2008	0.0092	
3/5/2008	0.0028	
5/12/2008	<0.005	
12/2/2008	<0.005	
4/28/2009	<0.005	
10/13/2009	0.0036	
4/21/2010	<0.005	
10/4/2010	<0.005	
4/18/2011	<0.005	
10/5/2011	<0.005	
5/3/2012	<0.005	
10/15/2012	<0.005	
4/16/2013	<0.005	
10/22/2013	<0.005	
4/23/2014	<0.005	
10/1/2014	<0.005	
4/3/2015	<0.005	
10/9/2015	0.00084 (J)	
3/16/2016	<0.005	
5/16/2016	<0.005	
7/25/2016	<0.005	
9/19/2016	<0.005	
11/3/2016	<0.005	
1/20/2017	<0.005	
3/29/2017	0.0022 (J)	
9/27/2017	<0.005	
3/15/2018	<0.005	
9/13/2018	<0.005	
3/14/2019	<0.005	
9/11/2019	<0.005	
3/10/2020	<0.005	
9/11/2020	<0.005	
3/11/2021	<0.005	
8/6/2021	<0.005	
2/1/2022	<0.005	
8/12/2022	<0.005	
2/15/2023	<0.005	
7/26/2023	<0.005	
2/20/2024		<0.005
8/5/2024		<0.005
2/26/2025		<0.005
9/2/2025		<0.005

ND substitution: RL or RL/2 if <15% NDs.

Mann-Whitney (Wilcoxon Rank Sum)

Constituent: Copper (mg/L) Analysis Run 4/27/2026 2:27 PM View: Appendix I Mann-Whitney

Plant Bowen Client: Southern Company Data: Bowen 1, 2, 9, & 10

	GWC-46R	GWC-46R
3/10/2016	<0.005	
5/17/2016	<0.005	
7/26/2016	<0.005	
9/20/2016	0.0008 (J)	
11/4/2016	<0.005	
1/20/2017	<0.005	
3/28/2017	<0.005	
9/29/2017	<0.005	
3/15/2018	<0.005	
9/13/2018	<0.005	
3/18/2019	<0.005	
9/11/2019	<0.005	
3/10/2020	<0.005	
9/14/2020	<0.005	
3/11/2021	<0.005	
8/5/2021	<0.005	
1/31/2022	<0.005	
8/15/2022	<0.005	
2/14/2023	<0.005	
7/26/2023	<0.005	
2/21/2024		<0.005
8/5/2024		<0.005
2/26/2025		<0.005
8/29/2025		<0.005
9/24/2025		<0.005

ND substitution: RL or RL/2 if <15% NDs.

Mann-Whitney (Wilcoxon Rank Sum)

Constituent: Copper (mg/L) Analysis Run 4/27/2026 2:27 PM View: Appendix I Mann-Whitney

Plant Bowen Client: Southern Company Data: Bowen 1, 2, 9, & 10

	GWC-47	GWC-47
3/10/2016	<0.005	
5/18/2016	<0.005	
7/27/2016	<0.005	
9/20/2016	0.0011 (J)	
11/7/2016	<0.005	
1/23/2017	<0.005	
3/29/2017	0.0003 (J)	
9/27/2017	<0.005	
3/15/2018	<0.005	
9/13/2018	<0.005	
3/15/2019	<0.005	
9/12/2019	<0.005	
3/9/2020	<0.005	
9/14/2020	<0.005	
3/11/2021	<0.005	
8/5/2021	<0.005	
2/1/2022	<0.005	
8/15/2022	<0.005	
2/15/2023	0.0016 (J)	
7/27/2023	<0.005	
2/21/2024		<0.005
8/5/2024		<0.005
2/26/2025		<0.005
8/28/2025		<0.005

ND substitution: RL or RL/2 if <15% NDs.

Mann-Whitney (Wilcoxon Rank Sum)

Constituent: Copper (mg/L) Analysis Run 4/27/2026 2:27 PM View: Appendix I Mann-Whitney

Plant Bowen Client: Southern Company Data: Bowen 1, 2, 9, & 10

	GWC-47R	GWC-47R
3/10/2016	<0.005	
5/18/2016	<0.005	
7/27/2016	<0.005	
9/20/2016	0.001 (J)	
11/4/2016	<0.005	
1/20/2017	<0.005	
3/29/2017	0.0003 (J)	
9/27/2017	0.0011 (J)	
3/16/2018	<0.005	
9/13/2018	<0.005	
3/19/2019	<0.005	
9/11/2019	0.0008 (J)	
3/9/2020	0.00032 (J)	
9/15/2020	<0.005	
3/11/2021	<0.005	
8/5/2021	<0.005	
2/1/2022	<0.005	
8/15/2022	<0.005	
2/15/2023	<0.005	
7/27/2023	<0.005	
2/21/2024		<0.005
8/5/2024		<0.005
2/26/2025		<0.005
9/2/2025		<0.005

ND substitution: RL or RL/2 if <15% NDs.

Mann-Whitney (Wilcoxon Rank Sum)

Constituent: Copper (mg/L) Analysis Run 4/27/2026 2:27 PM View: Appendix I Mann-Whitney

Plant Bowen Client: Southern Company Data: Bowen 1, 2, 9, & 10

	GWC-48	GWC-48
3/10/2016	<0.005	
5/17/2016	<0.005	
7/27/2016	<0.005	
9/20/2016	0.0018 (J)	
11/4/2016	<0.005	
1/23/2017	<0.005	
3/28/2017	0.0005 (J)	
9/29/2017	0.0003 (J)	
3/15/2018	<0.005	
9/13/2018	<0.005	
3/15/2019	<0.005	
9/11/2019	0.00073 (J)	
3/9/2020	0.00035 (J)	
9/14/2020	<0.005	
3/11/2021	<0.005	
8/4/2021	<0.005	
1/31/2022	<0.005	
8/15/2022	<0.005	
2/15/2023	<0.005	
7/26/2023	<0.005	
2/21/2024		0.00045 (J)
8/5/2024		<0.005
2/26/2025		<0.005
8/29/2025		<0.005

ND substitution: RL or RL/2 if <15% NDs.

Mann-Whitney (Wilcoxon Rank Sum)

Constituent: Copper (mg/L) Analysis Run 4/27/2026 2:27 PM View: Appendix I Mann-Whitney

Plant Bowen Client: Southern Company Data: Bowen 1, 2, 9, & 10

	GWC-49Z	GWC-49Z
3/17/2016	<0.005	
5/18/2016	<0.005	
7/28/2016	0.0007 (J)	
9/21/2016	0.0018 (J)	
11/7/2016	<0.005	
1/24/2017	<0.005	
3/30/2017	0.0003 (J)	
9/29/2017	<0.005	
3/15/2018	<0.005	
9/14/2018	<0.005	
3/19/2019	<0.005	
9/11/2019	0.00021 (J)	
3/9/2020	0.00035 (J)	
9/14/2020	<0.005	
3/15/2021	<0.005	
8/5/2021	0.00061 (J)	
2/1/2022	<0.005	
8/15/2022	<0.005	
2/14/2023	<0.005	
7/27/2023	<0.005	
2/21/2024		<0.005
8/6/2024		<0.005
2/26/2025		<0.005
8/29/2025		<0.005

ND substitution: RL or RL/2 if <15% NDs.

Mann-Whitney (Wilcoxon Rank Sum)

Constituent: Lead (mg/L) Analysis Run 4/27/2026 2:27 PM View: Appendix I Mann-Whitney

Plant Bowen Client: Southern Company Data: Bowen 1, 2, 9, & 10

	GWA-1	GWA-1
8/23/2007	<0.001	
10/23/2007	<0.001	
11/18/2007	<0.001	
1/30/2008	<0.001	
3/10/2008	<0.001	
5/13/2008	<0.001	
12/5/2008	<0.001	
4/15/2009	<0.001	
10/7/2009	<0.001	
5/3/2010	<0.001	
10/12/2010	<0.001	
4/27/2011	<0.001	
10/17/2011	<0.001	
5/2/2012	<0.001	
10/8/2012	<0.001	
4/12/2013	<0.001	
10/16/2013	<0.001	
4/11/2014	<0.001	
9/30/2014	<0.001	
3/30/2015	0.0028 (J)	
10/13/2015	<0.001	
3/22/2016	<0.001	
5/19/2016	<0.001	
7/29/2016	0.0002 (J)	
9/23/2016	0.0001 (J)	
11/9/2016	0.0004 (J)	
1/30/2017	0.0002 (J)	
3/30/2017	8E-05 (J)	
6/9/2017	0.0001 (J)	
10/2/2017	0.0002 (J)	
3/16/2018	<0.001	
9/17/2018	<0.001	
3/20/2019	<0.001	
9/12/2019	<0.001	
3/11/2020	<0.001	
9/15/2020	9.3E-05 (J)	
3/16/2021	5.2E-05 (J)	
8/9/2021	<0.001	
2/1/2022	<0.001	
8/16/2022	<0.001	
2/16/2023	<0.001	
7/27/2023	<0.001	
2/22/2024		<0.001
8/7/2024		<0.001
2/27/2025		<0.001
9/2/2025		<0.001

ND substitution: RL or RL/2 if <15% NDs.

Mann-Whitney (Wilcoxon Rank Sum)

Constituent: Lead (mg/L) Analysis Run 4/27/2026 2:27 PM View: Appendix I Mann-Whitney

Plant Bowen Client: Southern Company Data: Bowen 1, 2, 9, & 10

	GWA-2	GWA-2
8/23/2007	<0.001	
10/24/2007	<0.001	
11/18/2007	<0.001	
1/31/2008	<0.001	
3/11/2008	<0.001	
5/6/2008	<0.001	
12/4/2008	<0.001	
4/21/2009	<0.001	
10/7/2009	<0.001	
4/26/2010	<0.001	
10/4/2010	<0.001	
4/13/2011	<0.001	
10/5/2011	<0.001	
4/11/2012	<0.001	
10/9/2012	<0.001	
4/15/2013	<0.001	
10/15/2013	<0.001	
4/22/2014	<0.001	
9/30/2014	<0.001	
3/30/2015	<0.001	
10/13/2015	<0.001	
3/23/2016	<0.001	
5/20/2016	<0.001	
7/29/2016	0.0001 (J)	
9/23/2016	<0.001	
11/9/2016	<0.001	
1/31/2017	0.0005 (J)	
3/30/2017	<0.001	
6/12/2017	<0.001	
10/2/2017	<0.001	
3/19/2018	<0.001	
9/14/2018	<0.001	
3/20/2019	<0.001	
9/12/2019	7.2E-05 (J)	
3/11/2020	<0.001	
9/15/2020	<0.001	
3/17/2021	<0.001	
8/9/2021	<0.001	
2/1/2022	<0.001	
8/16/2022	<0.001	
2/16/2023	<0.001	
7/27/2023	<0.001	
2/22/2024		<0.001
8/7/2024		<0.001
2/27/2025		<0.001
9/2/2025		<0.001

ND substitution: RL or RL/2 if <15% NDs.

Mann-Whitney (Wilcoxon Rank Sum)

Constituent: Lead (mg/L) Analysis Run 4/27/2026 2:27 PM View: Appendix I Mann-Whitney

Plant Bowen Client: Southern Company Data: Bowen 1, 2, 9, & 10

	GWA-2R	GWA-2R
8/23/2007	<0.001	
10/24/2007	<0.001	
11/18/2007	<0.001	
1/31/2008	<0.001	
3/10/2008	<0.001	
5/13/2008	<0.001	
12/4/2008	<0.001	
4/21/2009	<0.001	
10/8/2009	<0.001	
4/21/2010	<0.001	
9/28/2010	<0.001	
4/12/2011	<0.001	
10/4/2011	<0.001	
4/3/2012	<0.001	
10/9/2012	<0.001	
4/11/2013	<0.001	
10/16/2013	<0.001	
4/10/2014	<0.001	
9/30/2014	<0.001	
3/30/2015	<0.001	
10/13/2015	<0.001	
3/23/2016	<0.001	
5/19/2016	<0.001	
7/29/2016	<0.001	
9/22/2016	<0.001	
11/10/2016	<0.001	
1/31/2017	<0.001	
4/3/2017	<0.001	
6/9/2017	<0.001	
10/2/2017	<0.001	
3/16/2018	<0.001	
9/14/2018	<0.001	
3/19/2019	<0.001	
9/13/2019	<0.001	
3/11/2020	5.8E-05 (J)	
9/15/2020	5E-05 (J)	
3/16/2021	7E-05 (J)	
8/9/2021	<0.001	
2/1/2022	<0.001	
8/16/2022	<0.001	
2/16/2023	<0.001	
7/27/2023	<0.001	
2/26/2024		<0.001
8/6/2024		<0.001
2/27/2025		<0.001
9/2/2025		<0.001

ND substitution: RL or RL/2 if <15% NDs.

Mann-Whitney (Wilcoxon Rank Sum)

Constituent: Lead (mg/L) Analysis Run 4/27/2026 2:27 PM View: Appendix I Mann-Whitney

Plant Bowen Client: Southern Company Data: Bowen 1, 2, 9, & 10

	GWA-3A	GWA-3A
8/23/2007	<0.001	
11/2/2007	<0.001	
11/18/2007	<0.001	
1/31/2008	<0.001	
3/11/2008	<0.001	
5/14/2008	<0.001	
12/5/2008	<0.001	
4/15/2009	<0.001	
10/8/2009	<0.001	
4/28/2010	<0.001	
10/6/2010	<0.001	
4/21/2011	<0.001	
10/13/2011	<0.001	
5/1/2012	<0.001	
10/9/2012	<0.001	
4/11/2013	<0.001	
10/16/2013	<0.001	
4/23/2014	<0.001	
10/4/2014	<0.001	
3/31/2015	<0.001	
10/12/2015	<0.001	
3/23/2016	<0.001	
5/23/2016	<0.001	
7/29/2016	<0.001	
9/22/2016	0.0002 (J)	
11/10/2016	<0.001	
1/31/2017	<0.001	
3/30/2017	<0.001	
6/12/2017	<0.001	
10/4/2017	<0.001	
3/19/2018	<0.001	
9/17/2018	<0.001	
3/20/2019	<0.001	
9/13/2019	<0.001	
3/11/2020	<0.001	
3/29/2021	<0.001	
8/9/2021	<0.001	
2/2/2022	<0.001	
8/16/2022	<0.001	
2/17/2023	<0.001	
8/1/2023	<0.001	
2/22/2024		<0.001
8/8/2024		<0.001
2/26/2025		<0.001
9/2/2025		<0.001

ND substitution: RL or RL/2 if <15% NDs.

Mann-Whitney (Wilcoxon Rank Sum)

Constituent: Lead (mg/L) Analysis Run 4/27/2026 2:27 PM View: Appendix I Mann-Whitney

Plant Bowen Client: Southern Company Data: Bowen 1, 2, 9, & 10

	GWA-4RZ	GWA-4RZ
5/20/2009	<0.001	
10/19/2009	<0.001	
4/27/2010	<0.001	
10/4/2010	<0.001	
4/14/2011	<0.001	
10/5/2011	<0.001	
4/11/2012	<0.001	
10/2/2012	<0.001	
4/11/2013	<0.001	
10/21/2013	<0.001	
4/23/2014	<0.001	
10/4/2014	0.0044 (J)	
3/31/2015	<0.001	
10/11/2015	<0.001	
2/22/2017	0.0002 (J)	
4/7/2017	<0.001	
6/14/2017	<0.001	
7/12/2017	<0.001	
7/20/2017	<0.001	
7/28/2017	<0.001	
8/9/2017	<0.001	
8/24/2017	<0.001	
10/3/2017	<0.001	
3/21/2018	<0.001	
9/18/2018	<0.001	
3/21/2019	<0.001	
9/13/2019	6.5E-05 (J)	
3/12/2020	<0.001	
9/17/2020	<0.001	
3/16/2021	<0.001	
8/10/2021	<0.001	
2/3/2022	<0.001	
8/17/2022	<0.001	
2/17/2023	<0.001	
7/28/2023	<0.001	
2/27/2024		<0.001
8/8/2024		<0.001
2/28/2025		<0.001
9/3/2025		<0.001

ND substitution: RL or RL/2 if <15% NDs.

Mann-Whitney (Wilcoxon Rank Sum)

Constituent: Lead (mg/L) Analysis Run 4/27/2026 2:27 PM View: Appendix I Mann-Whitney

Plant Bowen Client: Southern Company Data: Bowen 1, 2, 9, & 10

	GWA-39RZ	GWA-39RZ
2/21/2017	<0.001	
3/27/2017	<0.001	
6/8/2017	<0.001	
7/17/2017	<0.001	
7/27/2017	0.0001 (J)	
8/9/2017	<0.001	
9/29/2017	<0.001	
3/16/2018	<0.001	
9/14/2018	<0.001	
3/14/2019	<0.001	
9/11/2019	<0.001	
3/9/2020	0.00027 (J)	
9/16/2020	0.0005 (J)	
3/16/2021	0.0002 (J)	
8/6/2021	<0.001	
2/2/2022	<0.001	
8/16/2022	<0.001	
2/14/2023	<0.001	
7/25/2023	0.00014 (J)	
2/19/2024		<0.001
8/1/2024		<0.001
2/26/2025		<0.001
8/28/2025		0.00035 (J)

ND substitution: RL or RL/2 if <15% NDs.

Mann-Whitney (Wilcoxon Rank Sum)

Constituent: Lead (mg/L) Analysis Run 4/27/2026 2:27 PM View: Appendix I Mann-Whitney

Plant Bowen Client: Southern Company Data: Bowen 1, 2, 9, & 10

	GWA-39Z	GWA-39Z
3/14/2016	<0.001	
5/11/2016	<0.001	
7/19/2016	<0.001	
9/15/2016	<0.001	
11/2/2016	<0.001	
1/18/2017	<0.001	
3/28/2017	0.0002 (J)	
6/7/2017	8E-05 (J)	
9/26/2017	0.0002 (J)	
3/14/2018	<0.001	
9/12/2018	<0.001	
3/15/2019	<0.001	
9/9/2019	<0.001	
3/9/2020	5.5E-05 (J)	
9/10/2020	<0.001	
3/12/2021	0.0002 (J)	
8/4/2021	<0.001	
1/31/2022	<0.001	
8/10/2022	<0.001	
2/13/2023	<0.001	
7/26/2023	<0.001	
2/19/2024		<0.001
8/1/2024		<0.001
2/25/2025		<0.001
8/28/2025		<0.001

ND substitution: RL or RL/2 if <15% NDs.

Mann-Whitney (Wilcoxon Rank Sum)

Constituent: Lead (mg/L) Analysis Run 4/27/2026 2:27 PM View: Appendix I Mann-Whitney

Plant Bowen Client: Southern Company Data: Bowen 1, 2, 9, & 10

	GWA-40	GWA-40
3/15/2016	<0.001	
5/11/2016	<0.001	
7/21/2016	<0.001	
9/15/2016	<0.001	
11/3/2016	<0.001	
1/17/2017	<0.001	
3/24/2017	0.0001 (J)	
5/24/2017	0.0001 (J)	
9/26/2017	0.0001 (J)	
3/14/2018	0.00046 (J)	
9/12/2018	<0.001	
3/13/2019	<0.001	
9/9/2019	<0.001	
3/9/2020	9.5E-05 (J)	
9/11/2020	<0.001	
3/10/2021	<0.001	
8/4/2021	<0.001	
1/31/2022	<0.001	
8/12/2022	<0.001	
2/13/2023	<0.001	
7/26/2023	<0.001	
2/19/2024		<0.001
8/1/2024		<0.001
2/25/2025		<0.001
8/27/2025		<0.001

ND substitution: RL or RL/2 if <15% NDs.

Mann-Whitney (Wilcoxon Rank Sum)

Constituent: Lead (mg/L) Analysis Run 4/27/2026 2:27 PM View: Appendix I Mann-Whitney

Plant Bowen Client: Southern Company Data: Bowen 1, 2, 9, & 10

	GWA-41	GWA-41
3/15/2016	<0.001	
5/12/2016	<0.001	
7/20/2016	<0.001	
9/15/2016	<0.001	
11/3/2016	<0.001	
1/18/2017	<0.001	
3/24/2017	<0.001	
6/6/2017	<0.001	
9/25/2017	<0.001	
3/14/2018	<0.001	
9/12/2018	<0.001	
3/14/2019	<0.001	
9/10/2019	<0.001	
3/6/2020	9.1E-05 (J)	
9/10/2020	<0.001	
3/11/2021	<0.001	
8/4/2021	<0.001	
1/31/2022	<0.001	
8/11/2022	<0.001	
2/13/2023	<0.001	
7/25/2023	<0.001	
2/19/2024		<0.001
8/1/2024		<0.001
2/25/2025		<0.001
8/28/2025		<0.001

ND substitution: RL or RL/2 if <15% NDs.

Mann-Whitney (Wilcoxon Rank Sum)

Constituent: Lead (mg/L) Analysis Run 4/27/2026 2:27 PM View: Appendix I Mann-Whitney

Plant Bowen Client: Southern Company Data: Bowen 1, 2, 9, & 10

	GWA-41R	GWA-41R
3/15/2016	<0.001	
5/13/2016	<0.001	
7/21/2016	0.0001 (J)	
9/21/2016	<0.001	
11/3/2016	<0.001	
1/17/2017	<0.001	
3/27/2017	<0.001	
6/6/2017	<0.001	
9/25/2017	0.0001 (J)	
3/14/2018	0.00031 (J)	
9/12/2018	<0.001	
3/14/2019	0.00031 (J)	
9/10/2019	<0.001	
3/9/2020	4.9E-05 (J)	
9/10/2020	<0.001	
3/10/2021	0.00012 (J)	
8/4/2021	<0.001	
1/31/2022	<0.001	
8/11/2022	<0.001	
2/13/2023	<0.001	
7/25/2023	<0.001	
2/19/2024		<0.001
8/1/2024		<0.001
2/25/2025		<0.001
8/27/2025		<0.001

ND substitution: RL or RL/2 if <15% NDs.

Mann-Whitney (Wilcoxon Rank Sum)

Constituent: Lead (mg/L) Analysis Run 4/27/2026 2:27 PM View: Appendix I Mann-Whitney

Plant Bowen Client: Southern Company Data: Bowen 1, 2, 9, & 10

	GWA-42	GWA-42
3/11/2016	<0.001	
5/16/2016	<0.001	
7/22/2016	0.0001 (J)	
9/19/2016	0.0002 (J)	
11/3/2016	<0.001	
1/17/2017	<0.001	
3/27/2017	<0.001	
6/7/2017	<0.001	
9/26/2017	<0.001	
3/14/2018	<0.001	
9/14/2018	<0.001	
3/14/2019	<0.001	
9/10/2019	<0.001	
3/6/2020	0.00011 (J)	
9/10/2020	<0.001	
3/11/2021	<0.001	
8/4/2021	<0.001	
1/31/2022	<0.001	
8/10/2022	<0.001	
2/13/2023	<0.001	
7/26/2023	<0.001	
2/20/2024		<0.001
8/1/2024		<0.001
2/25/2025		<0.001
8/28/2025		<0.001

ND substitution: RL or RL/2 if <15% NDs.

Mann-Whitney (Wilcoxon Rank Sum)

Constituent: Lead (mg/L) Analysis Run 4/27/2026 2:27 PM View: Appendix I Mann-Whitney

Plant Bowen Client: Southern Company Data: Bowen 1, 2, 9, & 10

	GWA-43	GWA-43
3/11/2016	<0.001	
5/13/2016	<0.001	
7/19/2016	<0.001	
9/16/2016	<0.001	
11/2/2016	<0.001	
1/18/2017	<0.001	
3/28/2017	<0.001	
6/6/2017	7E-05 (J)	
9/22/2017	8E-05 (J)	
3/14/2018	<0.001	
9/12/2018	<0.001	
3/13/2019	<0.001	
9/11/2019	0.0001 (J)	
3/9/2020	9.1E-05 (J)	
9/11/2020	4.6E-05 (J)	
3/11/2021	6.3E-05 (J)	
8/6/2021	<0.001	
1/31/2022	<0.001	
8/11/2022	<0.001	
2/14/2023	<0.001	
7/25/2023	0.00018 (J)	
2/20/2024		<0.001
8/2/2024		<0.001
2/25/2025		<0.001
8/28/2025		<0.001

ND substitution: RL or RL/2 if <15% NDs.

Mann-Whitney (Wilcoxon Rank Sum)

Constituent: Lead (mg/L) Analysis Run 4/27/2026 2:27 PM View: Appendix I Mann-Whitney

Plant Bowen Client: Southern Company Data: Bowen 1, 2, 9, & 10

	GWA-43R	GWA-43R
3/11/2016	<0.001	
5/13/2016	<0.001	
7/19/2016	<0.001	
9/16/2016	<0.001	
11/2/2016	<0.001	
1/18/2017	<0.001	
3/28/2017	<0.001	
6/6/2017	0.0001 (J)	
9/22/2017	7E-05 (J)	
3/15/2018	0.0038 (J)	
9/12/2018	<0.001	
3/13/2019	<0.001	
9/11/2019	9.2E-05 (J)	
3/9/2020	9.6E-05 (J)	
9/14/2020	6.6E-05 (J)	
3/11/2021	0.00013 (J)	
8/5/2021	<0.001	
1/31/2022	<0.001	
8/10/2022	<0.001	
2/13/2023	<0.001	
7/25/2023	<0.001	
2/20/2024		<0.001
8/2/2024		<0.001
2/25/2025		<0.001
8/28/2025		<0.001

ND substitution: RL or RL/2 if <15% NDs.

Mann-Whitney (Wilcoxon Rank Sum)

Constituent: Lead (mg/L) Analysis Run 4/27/2026 2:27 PM View: Appendix I Mann-Whitney

Plant Bowen Client: Southern Company Data: Bowen 1, 2, 9, & 10

	GWA-50	GWA-50
12/12/2008	<0.001	
4/23/2009	<0.001	
10/6/2009	<0.001	
4/27/2010	<0.001	
9/30/2010	<0.001	
4/14/2011	<0.001	
10/5/2011	<0.001	
4/11/2012	<0.001	
10/2/2012	<0.001	
4/9/2013	<0.001	
10/15/2013	<0.001	
4/10/2014	<0.001	
10/1/2014	<0.001	
3/30/2015	<0.001	
10/11/2015	<0.001	
3/28/2016	<0.001	
5/23/2016	<0.001	
8/1/2016	<0.001	
9/26/2016	0.0001 (J)	
11/10/2016	<0.001	
1/30/2017	<0.001	
4/7/2017	<0.001	
6/12/2017	<0.001	
10/2/2017	0.0003 (J)	
3/16/2018	<0.001	
9/17/2018	<0.001	
3/19/2019	<0.001	
9/13/2019	<0.001	
3/11/2020	<0.001	
9/16/2020	9.3E-05 (J)	
3/17/2021	<0.001	
8/9/2021	<0.001	
2/1/2022	<0.001	
8/16/2022	<0.001	
2/16/2023	<0.001	
7/28/2023	<0.001	
2/22/2024		<0.001
8/8/2024		<0.001
2/27/2025		<0.001
9/2/2025		<0.001

ND substitution: RL or RL/2 if <15% NDs.

Mann-Whitney (Wilcoxon Rank Sum)

Constituent: Lead (mg/L) Analysis Run 4/27/2026 2:27 PM View: Appendix I Mann-Whitney

Plant Bowen Client: Southern Company Data: Bowen 1, 2, 9, & 10

	GWC-5	GWC-5
8/23/2007	<0.001	
10/25/2007	<0.001	
11/19/2007	<0.001	
1/23/2008	<0.001	
3/11/2008	<0.001	
5/12/2008	<0.001	
12/11/2008	<0.001	
4/15/2009	<0.001	
10/9/2009	<0.001	
5/4/2010	<0.001	
10/12/2010	<0.001	
4/28/2011	<0.001	
10/19/2011	<0.001	
5/2/2012	<0.001	
10/9/2012	<0.001	
4/11/2013	<0.001	
10/16/2013	<0.001	
4/23/2014	<0.001	
10/3/2014	<0.001	
3/31/2015	<0.001	
10/12/2015	<0.001	
3/28/2016	<0.001	
5/25/2016	<0.001	
8/1/2016	<0.001	
9/27/2016	<0.001	
11/11/2016	<0.001	
1/31/2017	<0.001	
4/3/2017	<0.001	
6/12/2017	<0.001	
10/3/2017	<0.001	
3/19/2018	<0.001	
9/17/2018	<0.001	
3/20/2019	<0.001	
9/16/2019	<0.001	
3/16/2020	5.1E-05 (J)	
9/16/2020	<0.001	
3/17/2021	<0.001	
8/9/2021	<0.001	
2/2/2022	<0.001	
8/16/2022	<0.001	
2/20/2023	<0.001	
7/28/2023	<0.001	
2/26/2024		<0.001
8/8/2024		<0.001
2/27/2025		<0.001
9/3/2025		<0.001

ND substitution: RL or RL/2 if <15% NDs.

Mann-Whitney (Wilcoxon Rank Sum)

Constituent: Lead (mg/L) Analysis Run 4/27/2026 2:27 PM View: Appendix I Mann-Whitney

Plant Bowen Client: Southern Company Data: Bowen 1, 2, 9, & 10

	GWC-6	GWC-6
8/22/2007	<0.001	
10/25/2007	<0.001	
11/20/2007	<0.001	
1/23/2008	<0.001	
3/11/2008	<0.001	
5/14/2008	<0.001	
12/11/2008	<0.001	
4/23/2009	<0.001	
10/9/2009	<0.001	
5/4/2010	<0.001	
10/11/2010	<0.001	
4/26/2011	<0.001	
10/18/2011	<0.001	
5/2/2012	<0.001	
10/8/2012	<0.001	
4/10/2013	<0.001	
10/8/2013	<0.001	
4/14/2014	<0.001	
10/3/2014	<0.001	
4/1/2015	<0.001	
10/9/2015	<0.001	
3/29/2016	<0.001	
5/24/2016	<0.001	
8/1/2016	<0.001	
9/26/2016	0.0003 (J)	
11/18/2016	<0.001	
2/1/2017	<0.001	
4/6/2017	7E-05 (J)	
6/13/2017	<0.001	
10/3/2017	<0.001	
3/19/2018	<0.001	
9/17/2018	<0.001	
3/21/2019	<0.001	
9/16/2019	0.0001 (J)	
3/12/2020	0.0001 (J)	
9/16/2020	0.00012 (J)	
3/17/2021	7.4E-05 (J)	
8/10/2021	<0.001	
2/2/2022	<0.001	
8/17/2022	<0.001	
2/17/2023	<0.001	
7/31/2023	<0.001	
2/26/2024		<0.001
8/8/2024		<0.001
2/27/2025		<0.001
9/3/2025		<0.001

ND substitution: RL or RL/2 if <15% NDs.

Mann-Whitney (Wilcoxon Rank Sum)

Constituent: Lead (mg/L) Analysis Run 4/27/2026 2:27 PM View: Appendix I Mann-Whitney

Plant Bowen Client: Southern Company Data: Bowen 1, 2, 9, & 10

	GWC-6RZ	GWC-6RZ
5/26/2015	<0.001	
6/18/2015	<0.001	
7/2/2015	<0.001	
10/9/2015	<0.001	
3/29/2016	<0.001	
5/24/2016	<0.001	
8/1/2016	<0.001	
9/26/2016	<0.001	
11/14/2016	<0.001	
2/1/2017	<0.001	
4/6/2017	7E-05 (J)	
6/13/2017	8E-05 (J)	
10/3/2017	<0.001	
3/20/2018	<0.001	
9/17/2018	<0.001	
3/21/2019	<0.001	
9/16/2019	<0.001	
3/12/2020	7E-05 (J)	
9/16/2020	<0.001	
3/17/2021	<0.001	
8/10/2021	<0.001	
2/2/2022	<0.001	
8/17/2022	<0.001	
2/17/2023	<0.001	
7/28/2023	<0.001	
2/26/2024		<0.001
8/8/2024		<0.001
2/27/2025		<0.001
9/2/2025		<0.001

ND substitution: RL or RL/2 if <15% NDs.

Mann-Whitney (Wilcoxon Rank Sum)

Constituent: Lead (mg/L) Analysis Run 4/27/2026 2:27 PM View: Appendix I Mann-Whitney

Plant Bowen Client: Southern Company Data: Bowen 1, 2, 9, & 10

	GWC-7Z	GWC-7Z
8/22/2007	<0.001	
10/25/2007	<0.001	
11/20/2007	<0.001	
1/16/2008	<0.001	
3/6/2008	<0.001	
5/13/2008	<0.001	
12/13/2008	<0.001	
4/15/2009	<0.001	
10/9/2009	<0.001	
4/27/2010	<0.001	
10/5/2010	<0.001	
4/19/2011	<0.001	
10/12/2011	<0.001	
4/24/2012	<0.001	
10/3/2012	<0.001	
4/9/2013	<0.001	
10/8/2013	<0.001	
4/10/2014	<0.001	
10/2/2014	<0.001	
4/2/2015	<0.001	
10/10/2015	<0.001	
5/31/2016	<0.001	
8/2/2016	0.0001 (J)	
9/27/2016	0.0001 (J)	
11/21/2016	0.0001 (J)	
2/1/2017	0.0001 (J)	
4/6/2017	0.0002 (J)	
6/13/2017	<0.001	
7/14/2017	<0.001	
10/3/2017	9E-05 (J)	
3/20/2018	<0.001	
9/18/2018	<0.001	
3/21/2019	<0.001	
9/13/2019	<0.001	
3/12/2020	8.2E-05 (J)	
9/16/2020	0.00011 (J)	
3/17/2021	4.9E-05 (J)	
8/10/2021	<0.001	
2/2/2022	<0.001	
8/17/2022	<0.001	
2/20/2023	<0.001	
7/31/2023	<0.001	
2/26/2024		<0.001
8/8/2024		<0.001
2/27/2025		<0.001
9/3/2025		<0.001

ND substitution: RL or RL/2 if <15% NDs.

Mann-Whitney (Wilcoxon Rank Sum)

Constituent: Lead (mg/L) Analysis Run 4/27/2026 2:27 PM View: Appendix I Mann-Whitney

Plant Bowen Client: Southern Company Data: Bowen 1, 2, 9, & 10

	GWC-8RR	GWC-8RR
8/22/2007	<0.001	
10/26/2007	<0.001	
11/20/2007	<0.001	
1/23/2008	<0.001	
3/10/2008	<0.001	
5/6/2008	<0.001	
12/12/2008	0.015 (o)	
4/23/2009	<0.001	
10/8/2009	<0.001	
5/4/2010	<0.001	
10/7/2010	<0.001	
4/26/2011	<0.001	
10/18/2011	<0.001	
4/30/2012	<0.001	
10/3/2012	<0.001	
4/8/2013	<0.001	
10/9/2013	<0.001	
4/10/2014	<0.001	
10/2/2014	<0.001	
4/3/2015	<0.001	
10/8/2015	<0.001	
3/30/2016	<0.001	
5/24/2016	<0.001	
8/2/2016	<0.001	
9/27/2016	<0.001	
11/22/2016	<0.001	
2/6/2017	<0.001	
4/6/2017	0.0001 (J)	
6/14/2017	<0.001	
10/4/2017	<0.001	
3/21/2018	<0.001	
9/18/2018	<0.001	
3/27/2019	<0.001	
9/16/2019	<0.001	
3/12/2020	5.6E-05 (J)	
9/17/2020	8E-05 (J)	
3/17/2021	<0.001	
8/10/2021	<0.001	
2/2/2022	<0.001	
8/17/2022	<0.001	
2/21/2023	<0.001	
7/31/2023	<0.001	
2/27/2024		<0.001
8/12/2024		<0.001
3/4/2025		<0.001
9/3/2025		<0.001

ND substitution: RL or RL/2 if <15% NDs.

Mann-Whitney (Wilcoxon Rank Sum)

Constituent: Lead (mg/L) Analysis Run 4/27/2026 2:27 PM View: Appendix I Mann-Whitney

Plant Bowen Client: Southern Company Data: Bowen 1, 2, 9, & 10

	GWC-8Z	GWC-8Z
8/22/2007	<0.001	
11/1/2007	<0.001	
11/20/2007	<0.001	
1/23/2008	<0.001	
3/10/2008	<0.001	
5/12/2008	<0.001	
12/12/2008	<0.001	
4/22/2009	<0.001	
10/8/2009	<0.001	
4/28/2010	<0.001	
10/7/2010	<0.001	
4/20/2011	<0.001	
10/12/2011	<0.001	
4/30/2012	<0.001	
10/3/2012	<0.001	
4/9/2013	<0.001	
10/9/2013	<0.001	
4/9/2014	<0.001	
10/2/2014	<0.001	
4/2/2015	<0.001	
5/26/2015	<0.001	
6/18/2015	<0.001	
7/2/2015	<0.001	
10/8/2015	<0.001	
3/22/2016	<0.001	
5/25/2016	<0.001	
8/2/2016	0.0002 (J)	
9/26/2016	0.0001 (J)	
11/21/2016	0.0001 (J)	
2/3/2017	0.0002 (J)	
4/7/2017	0.0002 (J)	
6/13/2017	0.0002 (J)	
10/3/2017	0.0002 (J)	
3/20/2018	0.00042 (J)	
9/18/2018	<0.001	
5/6/2019	0.00032 (J)	
9/16/2019	5.4E-05 (J)	
3/16/2020	0.00016 (J)	
9/17/2020	6.5E-05 (J)	
3/18/2021	0.00011 (J)	
8/10/2021	<0.001	
2/2/2022	<0.001	
8/17/2022	<0.001	
2/20/2023	<0.001	
7/31/2023	<0.001	
2/26/2024		<0.001
8/12/2024		<0.001
2/28/2025		<0.001
9/3/2025		<0.001

ND substitution: RL or RL/2 if <15% NDs.

Mann-Whitney (Wilcoxon Rank Sum)

Constituent: Lead (mg/L) Analysis Run 4/27/2026 2:27 PM View: Appendix I Mann-Whitney

Plant Bowen Client: Southern Company Data: Bowen 1, 2, 9, & 10

	GWC-9	GWC-9
8/23/2007	<0.001	
11/1/2007	<0.001	
11/19/2007	<0.001	
1/15/2008	<0.001	
3/6/2008	<0.001	
5/13/2008	<0.001	
12/12/2008	<0.001	
4/16/2009	<0.001	
10/13/2009	<0.001	
4/21/2010	<0.001	
9/29/2010	<0.001	
4/13/2011	<0.001	
10/5/2011	<0.001	
4/4/2012	0.0012	
10/8/2012	<0.001	
4/8/2013	<0.001	
10/9/2013	<0.001	
4/9/2014	<0.001	
9/30/2014	<0.001	
4/2/2015	<0.001	
10/10/2015	<0.001	
3/30/2016	<0.001	
5/26/2016	<0.001	
8/5/2016	0.0001 (J)	
9/28/2016	0.0002 (J)	
11/21/2016	0.0002 (J)	
2/6/2017	0.0001 (J)	
4/6/2017	0.0001 (J)	
6/13/2017	8E-05 (J)	
10/3/2017	<0.001	
3/20/2018	<0.001	
9/18/2018	<0.001	
3/21/2019	<0.001	
9/16/2019	6.1E-05 (J)	
3/12/2020	0.00016 (J)	
9/17/2020	7.9E-05 (J)	
3/18/2021	0.0001 (J)	
8/10/2021	<0.001	
2/2/2022	<0.001	
8/17/2022	<0.001	
2/21/2023	<0.001	
7/31/2023	<0.001	
2/27/2024		<0.001
8/12/2024		<0.001
2/28/2025		<0.001
9/3/2025		<0.001

ND substitution: RL or RL/2 if <15% NDs.

Mann-Whitney (Wilcoxon Rank Sum)

Constituent: Lead (mg/L) Analysis Run 4/27/2026 2:27 PM View: Appendix I Mann-Whitney

Plant Bowen Client: Southern Company Data: Bowen 1, 2, 9, & 10

	GWC-10	GWC-10
8/21/2007	<0.001	
11/1/2007	<0.001	
11/20/2007	<0.001	
1/30/2008	<0.001	
3/6/2008	<0.001	
5/12/2008	<0.001	
12/13/2008	<0.001	
4/29/2009	<0.001	
10/20/2009	<0.001	
4/26/2010	<0.001	
9/29/2010	<0.001	
4/13/2011	<0.001	
10/5/2011	<0.001	
4/4/2012	<0.001	
10/3/2012	<0.001	
4/3/2013	<0.001	
10/15/2013	<0.001	
4/9/2014	<0.001	
10/2/2014	<0.001	
4/2/2015	<0.001	
10/10/2015	<0.001	
3/31/2016	<0.001	
5/26/2016	<0.001	
8/5/2016	<0.001	
9/28/2016	<0.001	
11/22/2016	<0.001	
2/7/2017	<0.001	
4/10/2017	<0.001	
6/14/2017	<0.001	
10/4/2017	<0.001	
3/20/2018	<0.001	
9/18/2018	<0.001	
3/22/2019	<0.001	
9/17/2019	4.7E-05 (J)	
3/12/2020	<0.001	
9/17/2020	<0.001	
3/18/2021	<0.001	
8/10/2021	<0.001	
2/4/2022	<0.001	
8/17/2022	<0.001	
2/20/2023	<0.001	
7/31/2023	<0.001	
2/27/2024		<0.001
8/12/2024		<0.001
2/28/2025		<0.001
9/3/2025		<0.001

ND substitution: RL or RL/2 if <15% NDs.

Mann-Whitney (Wilcoxon Rank Sum)

Constituent: Lead (mg/L) Analysis Run 4/27/2026 2:27 PM View: Appendix I Mann-Whitney

Plant Bowen Client: Southern Company Data: Bowen 1, 2, 9, & 10

	GWC-10R	GWC-10R
8/21/2007	<0.001	
11/1/2007	<0.001	
11/20/2007	<0.001	
1/30/2008	<0.001	
3/6/2008	<0.001	
5/8/2008	<0.001	
12/14/2008	<0.001	
4/29/2009	<0.001	
10/21/2009	<0.001	
4/21/2010	<0.001	
9/28/2010	<0.001	
4/12/2011	<0.001	
10/4/2011	<0.001	
4/3/2012	<0.001	
10/8/2012	<0.001	
4/3/2013	<0.001	
10/15/2013	<0.001	
4/9/2014	<0.001	
10/2/2014	<0.001	
4/2/2015	<0.001	
10/12/2015	<0.001	
3/31/2016	<0.001	
5/26/2016	<0.001	
8/3/2016	<0.001	
9/28/2016	<0.001	
11/22/2016	<0.001	
2/7/2017	<0.001	
4/10/2017	<0.001	
6/14/2017	<0.001	
10/4/2017	<0.001	
3/21/2018	<0.001	
9/18/2018	<0.001	
3/22/2019	<0.001	
9/17/2019	0.00017 (J)	
3/12/2020	<0.001	
9/17/2020	<0.001	
3/18/2021	<0.001	
8/11/2021	<0.001	
2/4/2022	<0.001	
8/18/2022	<0.001	
2/20/2023	<0.001	
7/31/2023	<0.001	
2/27/2024		<0.001
8/12/2024		<0.001
3/3/2025		<0.001
9/3/2025		<0.001

ND substitution: RL or RL/2 if <15% NDs.

Mann-Whitney (Wilcoxon Rank Sum)

Constituent: Lead (mg/L) Analysis Run 4/27/2026 2:27 PM View: Appendix I Mann-Whitney

Plant Bowen Client: Southern Company Data: Bowen 1, 2, 9, & 10

	GWC-11	GWC-11
8/21/2007	<0.001	
11/1/2007	<0.001	
11/18/2007	<0.001	
1/30/2008	<0.001	
3/5/2008	<0.001	
5/7/2008	<0.001	
12/14/2008	<0.001	
4/29/2009	<0.001	
10/22/2009	<0.001	
4/21/2010	<0.001	
9/28/2010	<0.001	
4/12/2011	<0.001	
10/4/2011	<0.001	
4/3/2012	<0.001	
10/3/2012	<0.001	
4/3/2013	<0.001	
10/9/2013	<0.001	
4/2/2014	<0.001	
10/2/2014	<0.001	
4/1/2015	<0.001	
10/11/2015	<0.001	
4/4/2016	<0.001	
5/26/2016	<0.001	
8/3/2016	<0.001	
9/28/2016	<0.001	
11/22/2016	<0.001	
2/8/2017	<0.001	
4/10/2017	<0.001	
6/15/2017	9E-05 (J)	
10/4/2017	<0.001	
3/21/2018	<0.001	
9/18/2018	<0.001	
3/23/2019	<0.001	
9/17/2019	4.6E-05 (J)	
3/12/2020	5.2E-05 (J)	
9/21/2020	<0.001	
3/19/2021	<0.001	
8/11/2021	<0.001	
2/4/2022	<0.001	
8/18/2022	<0.001	
2/20/2023	<0.001	
8/1/2023	<0.001	
2/28/2024		<0.001
8/13/2024		<0.001
3/4/2025		<0.001
9/3/2025		<0.001

ND substitution: RL or RL/2 if <15% NDs.

Mann-Whitney (Wilcoxon Rank Sum)

Constituent: Lead (mg/L) Analysis Run 4/27/2026 2:27 PM View: Appendix I Mann-Whitney

Plant Bowen Client: Southern Company Data: Bowen 1, 2, 9, & 10

	GWC-11R	GWC-11R
8/21/2007	<0.001	
11/1/2007	<0.001	
11/18/2007	<0.001	
1/30/2008	<0.001	
3/6/2008	<0.001	
5/7/2008	<0.001	
12/14/2008	<0.001	
4/29/2009	<0.001	
10/22/2009	<0.001	
4/21/2010	<0.001	
9/29/2010	<0.001	
4/13/2011	<0.001	
10/4/2011	<0.001	
4/4/2012	<0.001	
10/3/2012	<0.001	
4/3/2013	<0.001	
10/9/2013	<0.001	
4/2/2014	<0.001	
10/2/2014	<0.001	
4/1/2015	<0.001	
10/11/2015	<0.001	
4/4/2016	<0.001	
5/26/2016	<0.001	
8/4/2016	<0.001	
9/28/2016	<0.001	
11/22/2016	<0.001	
2/8/2017	<0.001	
4/10/2017	<0.001	
6/15/2017	<0.001	
10/4/2017	<0.001	
3/22/2018	<0.001	
9/18/2018	<0.001	
3/23/2019	<0.001	
9/17/2019	8.2E-05 (J)	
3/12/2020	4.6E-05 (J)	
9/21/2020	<0.001	
3/19/2021	0.00018 (J)	
8/11/2021	<0.001	
2/4/2022	<0.001	
8/18/2022	<0.001	
2/20/2023	<0.001	
8/1/2023	<0.001	
2/28/2024		<0.001
8/12/2024		<0.001
3/3/2025		<0.001
9/3/2025		<0.001

ND substitution: RL or RL/2 if <15% NDs.

Mann-Whitney (Wilcoxon Rank Sum)

Constituent: Lead (mg/L) Analysis Run 4/27/2026 2:27 PM View: Appendix I Mann-Whitney

Plant Bowen Client: Southern Company Data: Bowen 1, 2, 9, & 10

	GWC-12	GWC-12
8/21/2007	<0.001	
11/1/2007	<0.001	
11/19/2007	<0.001	
1/16/2008	<0.001	
3/5/2008	<0.001	
5/13/2008	<0.001	
12/13/2008	<0.001	
4/16/2009	<0.001	
10/21/2009	<0.001	
4/27/2010	<0.001	
10/5/2010	<0.001	
4/19/2011	<0.001	
10/12/2011	<0.001	
4/24/2012	<0.001	
10/2/2012	<0.001	
4/2/2013	<0.001	
10/9/2013	<0.001	
4/1/2014	<0.001	
10/2/2014	<0.001	
4/1/2015	<0.001	
10/14/2015	<0.001	
4/4/2016	<0.001	
5/27/2016	<0.001	
8/3/2016	<0.001	
9/30/2016	<0.001	
11/22/2016	<0.001	
2/13/2017	<0.001	
4/11/2017	7E-05 (J)	
6/14/2017	<0.001	
10/4/2017	<0.001	
3/22/2018	<0.001	
9/18/2018	<0.001	
3/23/2019	<0.001	
9/17/2019	<0.001	
3/12/2020	<0.001	
9/21/2020	<0.001	
3/19/2021	<0.001	
8/11/2021	<0.001	
2/2/2022	<0.001	
8/18/2022	<0.001	
2/21/2023	<0.001	
8/1/2023	<0.001	
2/27/2024		<0.001
8/12/2024		<0.001
3/4/2025		<0.001
9/3/2025		<0.001

ND substitution: RL or RL/2 if <15% NDs.

Mann-Whitney (Wilcoxon Rank Sum)

Constituent: Lead (mg/L) Analysis Run 4/27/2026 2:27 PM View: Appendix I Mann-Whitney

Plant Bowen Client: Southern Company Data: Bowen 1, 2, 9, & 10

	GWC-13	GWC-13
8/21/2007	<0.001	
11/1/2007	<0.001	
11/19/2007	<0.001	
1/31/2008	<0.001	
3/5/2008	<0.001	
5/12/2008	<0.001	
12/13/2008	<0.001	
4/28/2009	<0.001	
10/21/2009	<0.001	
4/28/2010	<0.001	
10/5/2010	<0.001	
4/19/2011	<0.001	
10/18/2011	<0.001	
4/25/2012	<0.001	
10/2/2012	<0.001	
4/2/2013	<0.001	
10/8/2013	<0.001	
4/1/2014	<0.001	
10/1/2014	<0.001	
4/1/2015	<0.001	
10/15/2015	<0.001	
4/4/2016	<0.001	
5/31/2016	<0.001	
8/4/2016	0.0001 (J)	
9/29/2016	0.0001 (J)	
11/28/2016	<0.001	
2/9/2017	0.0001 (J)	
4/12/2017	0.0002 (J)	
6/16/2017	0.0002 (J)	
10/9/2017	0.0001 (J)	
3/21/2018	<0.001	
9/19/2018	<0.001	
3/23/2019	<0.001	
9/18/2019	0.0002 (J)	
3/13/2020	0.00013 (J)	
9/22/2020	0.00015 (J)	
3/18/2021	0.00024 (J)	
8/11/2021	<0.001	
2/17/2022	<0.001	
8/18/2022	<0.001	
2/22/2023	<0.001	
8/1/2023	<0.001	
2/27/2024		<0.001
8/12/2024		<0.001
3/3/2025		<0.001
9/3/2025		<0.001

ND substitution: RL or RL/2 if <15% NDs.

Mann-Whitney (Wilcoxon Rank Sum)

Constituent: Lead (mg/L) Analysis Run 4/27/2026 2:27 PM View: Appendix I Mann-Whitney

Plant Bowen Client: Southern Company Data: Bowen 1, 2, 9, & 10

	GWC-13RZ	GWC-13RZ
8/21/2007	<0.001	
11/1/2007	<0.001	
11/19/2007	<0.001	
1/31/2008	<0.001	
3/5/2008	<0.001	
5/7/2008	<0.001	
12/12/2008	0.013 (o)	
4/29/2009	<0.001	
10/21/2009	<0.001	
4/28/2010	<0.001	
10/6/2010	<0.001	
4/20/2011	<0.001	
10/12/2011	<0.001	
4/25/2012	<0.001	
10/2/2012	<0.001	
4/2/2013	<0.001	
10/8/2013	<0.001	
4/1/2014	<0.001	
10/1/2014	<0.001	
3/31/2015	<0.001	
10/14/2015	<0.001	
4/4/2016	<0.001	
6/1/2016	<0.001	
2/22/2017	0.0003 (J)	
4/11/2017	<0.001	
6/16/2017	<0.001	
7/12/2017	<0.001	
7/28/2017	<0.001	
8/10/2017	<0.001	
10/6/2017	<0.001	
3/23/2018	<0.001	
9/20/2018	<0.001	
3/22/2019	<0.001	
9/19/2019	4.8E-05 (J)	
3/17/2020	<0.001	
9/22/2020	7.1E-05 (J)	
3/19/2021	7.4E-05 (J)	
8/12/2021	<0.001	
2/4/2022	<0.001	
8/19/2022	<0.001	
2/22/2023	<0.001	
8/2/2023	<0.001	
2/28/2024		<0.001
8/13/2024		<0.001
3/4/2025		<0.001
9/4/2025		<0.001

ND substitution: RL or RL/2 if <15% NDs.

Mann-Whitney (Wilcoxon Rank Sum)

Constituent: Lead (mg/L) Analysis Run 4/27/2026 2:27 PM View: Appendix I Mann-Whitney

Plant Bowen Client: Southern Company Data: Bowen 1, 2, 9, & 10

	GWC-14Z	GWC-14Z
8/24/2007	<0.001	
11/2/2007	<0.001	
11/17/2007	<0.001	
1/15/2008	<0.001	
3/5/2008	<0.001	
5/7/2008	<0.001	
12/2/2008	<0.001	
4/16/2009	<0.001	
10/20/2009	<0.001	
4/20/2010	<0.001	
9/29/2010	<0.001	
4/12/2011	<0.001	
10/4/2011	<0.001	
4/4/2012	<0.001	
10/10/2012	<0.001	
4/15/2013	<0.001	
10/22/2013	<0.001	
4/21/2014	<0.001	
9/30/2014	<0.001	
4/3/2015	<0.001	
10/7/2015	<0.001	
4/5/2016	<0.001	
6/1/2016	<0.001	
8/9/2016	<0.001	
11/28/2016	<0.001	
2/9/2017	0.0002 (J)	
4/11/2017	<0.001	
6/14/2017	<0.001	
7/12/2017	<0.001	
10/5/2017	<0.001	
3/22/2018	<0.001	
9/19/2018	<0.001	
3/22/2019	<0.001	
9/17/2019	<0.001	
3/13/2020	<0.001	
9/21/2020	0.00023 (J)	
3/18/2021	<0.001	
8/11/2021	<0.001	
2/4/2022	<0.001	
8/18/2022	<0.001	
2/22/2023	<0.001	
8/1/2023	<0.001	
2/28/2024		<0.001
8/13/2024		<0.001
3/3/2025		<0.001
9/4/2025		<0.001

ND substitution: RL or RL/2 if <15% NDs.

Mann-Whitney (Wilcoxon Rank Sum)

Constituent: Lead (mg/L) Analysis Run 4/27/2026 2:27 PM View: Appendix I Mann-Whitney

Plant Bowen Client: Southern Company Data: Bowen 1, 2, 9, & 10

	GWC-15R	GWC-15R
8/23/2007	<0.001	
11/2/2007	<0.001	
11/17/2007	<0.001	
1/15/2008	<0.001	
3/6/2008	<0.001	
5/7/2008	<0.001	
12/2/2008	<0.001	
4/28/2009	<0.001	
10/19/2009	<0.001	
4/27/2010	<0.001	
10/4/2010	<0.001	
4/18/2011	<0.001	
10/12/2011	<0.001	
4/23/2012	<0.001	
10/10/2012	<0.001	
4/15/2013	<0.001	
10/22/2013	<0.001	
4/21/2014	<0.001	
9/30/2014	<0.001	
4/3/2015	<0.001	
10/7/2015	<0.001	
4/5/2016	<0.001	
5/31/2016	<0.001	
8/4/2016	<0.001	
9/29/2016	0.0008 (J)	
11/23/2016	0.0011 (J)	
2/10/2017	<0.001	
4/12/2017	0.0003 (J)	
6/15/2017	0.0005 (J)	
10/6/2017	0.0004 (J)	
3/23/2018	0.00028 (J)	
9/19/2018	0.00029 (J)	
3/25/2019	0.00047 (J)	
9/17/2019	0.00016 (J)	
3/13/2020	0.00037 (J)	
9/21/2020	0.00093 (J)	
3/18/2021	0.00036 (J)	
8/11/2021	<0.001	
2/4/2022	<0.001	
8/19/2022	<0.001	
2/22/2023	<0.001	
8/2/2023	0.00024 (J)	
2/28/2024		0.00023 (J)
8/13/2024		0.00023 (J)
3/3/2025		0.0004 (J)
9/4/2025		<0.001

ND substitution: RL or RL/2 if <15% NDs.

Mann-Whitney (Wilcoxon Rank Sum)

Constituent: Lead (mg/L) Analysis Run 4/27/2026 2:27 PM View: Appendix I Mann-Whitney

Plant Bowen Client: Southern Company Data: Bowen 1, 2, 9, & 10

	GWC-15Z	GWC-15Z
8/24/2007	<0.001	
11/2/2007	<0.001	
11/18/2007	<0.001	
1/15/2008	<0.001	
3/10/2008	<0.001	
5/13/2008	<0.001	
12/2/2008	<0.001	
4/28/2009	<0.001	
10/20/2009	<0.001	
4/27/2010	<0.001	
10/5/2010	<0.001	
4/19/2011	<0.001	
10/12/2011	<0.001	
4/25/2012	<0.001	
10/10/2012	<0.001	
4/16/2013	<0.001	
10/22/2013	<0.001	
4/21/2014	<0.001	
9/30/2014	<0.001	
4/3/2015	<0.001	
10/6/2015	<0.001	
4/5/2016	<0.001	
5/31/2016	<0.001	
11/23/2016	<0.001	
2/10/2017	<0.001	
4/11/2017	0.0001 (J)	
6/15/2017	<0.001	
7/12/2017	<0.001	
7/26/2017	<0.001	
10/6/2017	<0.001	
3/23/2018	<0.001	
9/19/2018	<0.001	
3/22/2019	<0.001	
9/17/2019	<0.001	
3/13/2020	4.8E-05 (J)	
9/21/2020	7.5E-05 (J)	
3/18/2021	4E-05 (J)	
8/11/2021	<0.001	
2/7/2022	<0.001	
8/19/2022	<0.001	
2/22/2023	<0.001	
8/1/2023	<0.001	
2/28/2024		<0.001
8/13/2024		<0.001
3/3/2025		<0.001
9/4/2025		<0.001

ND substitution: RL or RL/2 if <15% NDs.

Mann-Whitney (Wilcoxon Rank Sum)

Constituent: Lead (mg/L) Analysis Run 4/27/2026 2:27 PM View: Appendix I Mann-Whitney

Plant Bowen Client: Southern Company Data: Bowen 1, 2, 9, & 10

	GWC-44	GWC-44
3/16/2016	<0.001	
5/16/2016	<0.001	
7/25/2016	0.0003 (J)	
9/19/2016	0.0002 (J)	
11/3/2016	0.0002 (J)	
1/19/2017	0.0003 (J)	
3/28/2017	0.0005 (J)	
6/5/2017	0.0007 (J)	
9/26/2017	0.0004 (J)	
3/15/2018	0.00064 (J)	
9/12/2018	0.00037 (J)	
3/14/2019	0.00077 (J)	
9/11/2019	0.00047 (J)	
3/10/2020	0.00066 (J)	
9/15/2020	0.00045 (J)	
3/11/2021	0.00053 (J)	
8/4/2021	<0.001	
1/31/2022	<0.001	
8/15/2022	<0.001	
2/14/2023	<0.001	
7/26/2023	0.0002 (J)	
2/20/2024		0.00041 (J)
8/6/2024		0.00022 (J)
2/26/2025		0.00043 (J)
8/28/2025		<0.001

ND substitution: RL or RL/2 if <15% NDs.

Mann-Whitney (Wilcoxon Rank Sum)

Constituent: Lead (mg/L) Analysis Run 4/27/2026 2:27 PM View: Appendix I Mann-Whitney

Plant Bowen Client: Southern Company Data: Bowen 1, 2, 9, & 10

	GWC-45	GWC-45
8/24/2007	<0.001	
10/23/2007	<0.001	
11/18/2007	0.018 (o)	
1/15/2008	0.047 (o)	
3/5/2008	<0.001	
5/14/2008	<0.001	
12/2/2008	<0.001	
4/28/2009	<0.001	
10/20/2009	<0.001	
4/20/2010	<0.001	
9/28/2010	<0.001	
4/12/2011	<0.001	
10/4/2011	<0.001	
4/3/2012	<0.001	
10/15/2012	<0.001	
4/16/2013	<0.001	
10/22/2013	<0.001	
4/23/2014	<0.001	
10/1/2014	<0.001	
4/3/2015	<0.001	
10/7/2015	<0.001	
3/16/2016	<0.001	
5/16/2016	<0.001	
7/25/2016	0.0002 (J)	
9/19/2016	0.0004 (J)	
11/4/2016	0.0002 (J)	
1/23/2017	0.0001 (J)	
3/29/2017	0.0001 (J)	
6/7/2017	0.0001 (J)	
9/27/2017	0.0003 (J)	
3/15/2018	<0.001	
9/13/2018	<0.001	
3/14/2019	<0.001	
9/11/2019	0.00016 (J)	
3/10/2020	0.00014 (J)	
9/11/2020	0.00012 (J)	
3/11/2021	0.00012 (J)	
8/6/2021	<0.001	
2/1/2022	<0.001	
8/12/2022	<0.001	
2/15/2023	<0.001	
7/26/2023	<0.001	
2/20/2024		0.00021 (J)
8/5/2024		<0.001
2/26/2025		<0.001
9/2/2025		<0.001

ND substitution: RL or RL/2 if <15% NDs.

Mann-Whitney (Wilcoxon Rank Sum)

Constituent: Lead (mg/L) Analysis Run 4/27/2026 2:27 PM View: Appendix I Mann-Whitney

Plant Bowen Client: Southern Company Data: Bowen 1, 2, 9, & 10

	GWC-45R	GWC-45R
8/24/2007	<0.001	
10/23/2007	<0.001	
11/18/2007	<0.001	
1/15/2008	<0.001	
3/5/2008	<0.001	
5/12/2008	<0.001	
12/2/2008	<0.001	
4/28/2009	<0.001	
10/13/2009	<0.001	
4/21/2010	<0.001	
10/4/2010	<0.001	
4/18/2011	<0.001	
10/5/2011	<0.001	
5/3/2012	<0.001	
10/15/2012	<0.001	
4/16/2013	<0.001	
10/22/2013	<0.001	
4/23/2014	<0.001	
10/1/2014	<0.001	
4/3/2015	<0.001	
10/9/2015	<0.001	
3/16/2016	<0.001	
5/16/2016	<0.001	
7/25/2016	0.0001 (J)	
9/19/2016	<0.001	
11/3/2016	<0.001	
1/20/2017	<0.001	
3/29/2017	0.0001 (J)	
6/7/2017	8E-05 (J)	
9/27/2017	9E-05 (J)	
3/15/2018	<0.001	
9/13/2018	<0.001	
3/14/2019	<0.001	
9/11/2019	<0.001	
3/10/2020	<0.001	
9/11/2020	<0.001	
3/11/2021	4.5E-05 (J)	
8/6/2021	<0.001	
2/1/2022	<0.001	
8/12/2022	<0.001	
2/15/2023	<0.001	
7/26/2023	<0.001	
2/20/2024		<0.001
8/5/2024		<0.001
2/26/2025		<0.001
9/2/2025		<0.001

ND substitution: RL or RL/2 if <15% NDs.

Mann-Whitney (Wilcoxon Rank Sum)

Constituent: Lead (mg/L) Analysis Run 4/27/2026 2:27 PM View: Appendix I Mann-Whitney

Plant Bowen Client: Southern Company Data: Bowen 1, 2, 9, & 10

	GWC-47	GWC-47
3/10/2016	<0.001	
5/18/2016	<0.001	
7/27/2016	9E-05 (J)	
9/20/2016	0.0003 (J)	
11/7/2016	<0.001	
1/23/2017	<0.001	
3/29/2017	<0.001	
6/8/2017	0.0001 (J)	
9/27/2017	<0.001	
3/15/2018	<0.001	
9/13/2018	<0.001	
3/15/2019	<0.001	
9/12/2019	<0.001	
3/9/2020	5.8E-05 (J)	
9/14/2020	<0.001	
3/11/2021	4.8E-05 (J)	
8/5/2021	<0.001	
2/1/2022	<0.001	
8/15/2022	<0.001	
2/15/2023	<0.001	
7/27/2023	<0.001	
2/21/2024		<0.001
8/5/2024		<0.001
2/26/2025		<0.001
8/28/2025		<0.001

ND substitution: RL or RL/2 if <15% NDs.

Mann-Whitney (Wilcoxon Rank Sum)

Constituent: Lead (mg/L) Analysis Run 4/27/2026 2:27 PM View: Appendix I Mann-Whitney

Plant Bowen Client: Southern Company Data: Bowen 1, 2, 9, & 10

	GWC-47R	GWC-47R
3/10/2016	<0.001	
5/18/2016	<0.001	
7/27/2016	9E-05 (J)	
9/20/2016	0.0001 (J)	
11/4/2016	<0.001	
1/20/2017	<0.001	
3/29/2017	<0.001	
6/8/2017	<0.001	
9/27/2017	<0.001	
3/16/2018	<0.001	
9/13/2018	<0.001	
3/19/2019	<0.001	
9/11/2019	8.5E-05 (J)	
3/9/2020	8E-05 (J)	
9/15/2020	<0.001	
3/11/2021	<0.001	
8/5/2021	<0.001	
2/1/2022	<0.001	
8/15/2022	<0.001	
2/15/2023	<0.001	
7/27/2023	<0.001	
2/21/2024		<0.001
8/5/2024		<0.001
2/26/2025		<0.001
9/2/2025		<0.001

ND substitution: RL or RL/2 if <15% NDs.

Mann-Whitney (Wilcoxon Rank Sum)

Constituent: Lead (mg/L) Analysis Run 4/27/2026 2:27 PM View: Appendix I Mann-Whitney

Plant Bowen Client: Southern Company Data: Bowen 1, 2, 9, & 10

	GWC-48	GWC-48
3/10/2016	<0.001	
5/17/2016	<0.001	
7/27/2016	<0.001	
9/20/2016	0.0002 (J)	
11/4/2016	<0.001	
1/23/2017	<0.001	
3/28/2017	0.0003 (J)	
6/8/2017	<0.001	
9/29/2017	<0.001	
3/15/2018	<0.001	
9/13/2018	<0.001	
3/15/2019	<0.001	
9/11/2019	5.8E-05 (J)	
3/9/2020	<0.001	
9/14/2020	<0.001	
3/11/2021	<0.001	
8/4/2021	<0.001	
1/31/2022	<0.001	
8/15/2022	<0.001	
2/15/2023	<0.001	
7/26/2023	<0.001	
2/21/2024		<0.001
8/5/2024		<0.001
2/26/2025		<0.001
8/29/2025		<0.001

ND substitution: RL or RL/2 if <15% NDs.

Mann-Whitney (Wilcoxon Rank Sum)

Constituent: Lead (mg/L) Analysis Run 4/27/2026 2:27 PM View: Appendix I Mann-Whitney

Plant Bowen Client: Southern Company Data: Bowen 1, 2, 9, & 10

	GWC-49Z	GWC-49Z
3/17/2016	<0.001	
5/18/2016	<0.001	
7/28/2016	0.0002 (J)	
9/21/2016	0.0003 (J)	
11/7/2016	<0.001	
1/24/2017	0.0002 (J)	
3/30/2017	<0.001	
6/9/2017	<0.001	
9/29/2017	<0.001	
3/15/2018	<0.001	
9/14/2018	<0.001	
3/19/2019	<0.001	
9/11/2019	8.2E-05 (J)	
3/9/2020	0.00017 (J)	
9/14/2020	7.8E-05 (J)	
3/15/2021	4.6E-05 (J)	
8/5/2021	<0.001	
2/1/2022	<0.001	
8/15/2022	<0.001	
2/14/2023	<0.001	
7/27/2023	<0.001	
2/21/2024		<0.001
8/6/2024		<0.001
2/26/2025		<0.001
8/29/2025		<0.001

ND substitution: RL or RL/2 if <15% NDs.

Mann-Whitney (Wilcoxon Rank Sum)

Constituent: Nickel (mg/L) Analysis Run 4/27/2026 2:27 PM View: Appendix I Mann-Whitney

Plant Bowen Client: Southern Company Data: Bowen 1, 2, 9, & 10

	GWA-1	GWA-1
8/23/2007	<0.005	
10/23/2007	0.0096	
11/18/2007	0.023	
1/30/2008	0.11 (O)	
3/10/2008	0.024	
5/13/2008	0.006	
12/5/2008	<0.005	
4/15/2009	<0.005	
10/7/2009	0.0096	
5/3/2010	<0.005	
10/12/2010	<0.005	
4/27/2011	<0.005	
10/17/2011	<0.005	
5/2/2012	<0.005	
10/8/2012	<0.005	
4/12/2013	<0.005	
10/16/2013	<0.005	
4/11/2014	<0.005	
9/30/2014	<0.005	
3/30/2015	0.004	
10/13/2015	<0.005	
3/22/2016	<0.005	
7/29/2016	0.0006 (J)	
3/30/2017	0.0004 (J)	
10/2/2017	<0.005	
3/16/2018	<0.005	
9/17/2018	<0.005	
3/20/2019	<0.005	
9/12/2019	0.00038 (J)	
3/11/2020	0.00068 (J)	
9/15/2020	<0.005	
3/16/2021	<0.005	
8/9/2021	<0.005	
2/1/2022	<0.005	
8/16/2022	<0.005	
2/16/2023	<0.005	
7/27/2023	<0.005	
2/22/2024		<0.005
8/7/2024		<0.005
2/27/2025		<0.005
9/2/2025		<0.005

ND substitution: RL or RL/2 if <15% NDs.

Mann-Whitney (Wilcoxon Rank Sum)

Constituent: Nickel (mg/L) Analysis Run 4/27/2026 2:27 PM View: Appendix I Mann-Whitney

Plant Bowen Client: Southern Company Data: Bowen 1, 2, 9, & 10

	GWA-2	GWA-2
8/23/2007	<0.005	
10/24/2007	0.026 (O)	
11/18/2007	0.043 (O)	
1/31/2008	0.0075	
3/11/2008	0.019	
5/6/2008	0.004	
12/4/2008	0.02	
4/21/2009	<0.005	
10/7/2009	<0.005	
4/26/2010	<0.005	
10/4/2010	<0.005	
4/13/2011	<0.005	
10/5/2011	<0.005	
4/11/2012	<0.005	
10/9/2012	<0.005	
4/15/2013	<0.005	
10/15/2013	0.0028	
4/22/2014	<0.005	
9/30/2014	<0.005	
3/30/2015	0.0018 (J)	
10/13/2015	<0.005	
3/23/2016	<0.005	
7/29/2016	0.001 (J)	
3/30/2017	0.0006 (J)	
10/2/2017	<0.005	
3/19/2018	<0.005	
9/14/2018	<0.005	
3/20/2019	<0.005	
9/12/2019	<0.005	
3/11/2020	0.0014 (J)	
9/15/2020	<0.005	
3/17/2021	<0.005	
8/9/2021	<0.005	
2/1/2022	<0.005	
8/16/2022	<0.005	
2/16/2023	<0.005	
7/27/2023	<0.005	
2/22/2024		<0.005
8/7/2024		<0.005
2/27/2025		<0.005
9/2/2025		<0.005

ND substitution: RL or RL/2 if <15% NDs.

Mann-Whitney (Wilcoxon Rank Sum)

Constituent: Nickel (mg/L) Analysis Run 4/27/2026 2:27 PM View: Appendix I Mann-Whitney

Plant Bowen Client: Southern Company Data: Bowen 1, 2, 9, & 10

	GWA-2R	GWA-2R
8/23/2007	<0.005	
10/24/2007	0.0025	
11/18/2007	0.0093	
1/31/2008	0.054 (O)	
3/10/2008	0.0054	
5/13/2008	0.0043	
12/4/2008	<0.005	
4/21/2009	<0.005	
10/8/2009	<0.005	
4/21/2010	<0.005	
9/28/2010	<0.005	
4/12/2011	<0.005	
10/4/2011	<0.005	
4/3/2012	<0.005	
10/9/2012	<0.005	
4/11/2013	<0.005	
10/16/2013	<0.005	
4/10/2014	<0.005	
9/30/2014	<0.005	
3/30/2015	<0.005	
10/13/2015	<0.005	
3/23/2016	<0.005	
7/29/2016	<0.005	
4/3/2017	<0.005	
10/2/2017	<0.005	
3/16/2018	<0.005	
9/14/2018	<0.005	
3/19/2019	<0.005	
9/13/2019	<0.005	
3/11/2020	0.002 (J)	
9/15/2020	0.0013 (J)	
3/16/2021	<0.005	
8/9/2021	0.00081 (J)	
2/1/2022	<0.005	
8/16/2022	<0.005	
2/16/2023	<0.005	
7/27/2023	<0.005	
2/26/2024		<0.005
8/6/2024		<0.005
2/27/2025		<0.005
9/2/2025		<0.005

ND substitution: RL or RL/2 if <15% NDs.

Mann-Whitney (Wilcoxon Rank Sum)

Constituent: Nickel (mg/L) Analysis Run 4/27/2026 2:27 PM View: Appendix I Mann-Whitney

Plant Bowen Client: Southern Company Data: Bowen 1, 2, 9, & 10

	GWA-4RZ	GWA-4RZ
5/20/2009	0.0043	
10/19/2009	0.0037	
4/27/2010	0.0049	
10/4/2010	0.0095	
4/14/2011	<0.005	
10/5/2011	<0.005	
4/11/2012	<0.005	
10/2/2012	0.0049	
4/11/2013	0.0041	
10/21/2013	<0.005	
4/23/2014	0.0017 (J)	
10/4/2014	0.011	
3/31/2015	0.0023 (J)	
10/11/2015	0.0025	
4/7/2017	<0.005	
10/3/2017	<0.005	
3/21/2018	<0.005	
9/18/2018	<0.005	
3/21/2019	<0.005	
9/13/2019	0.00032 (J)	
3/12/2020	0.00034 (J)	
9/17/2020	<0.005	
3/16/2021	<0.005	
8/10/2021	<0.005	
2/3/2022	<0.005	
8/17/2022	<0.005	
2/17/2023	<0.005	
7/28/2023	<0.005	
2/27/2024		<0.005
8/8/2024		<0.005
2/28/2025		<0.005
9/3/2025		<0.005

ND substitution: RL or RL/2 if <15% NDs.

Mann-Whitney (Wilcoxon Rank Sum)

Constituent: Nickel (mg/L) Analysis Run 4/27/2026 2:27 PM View: Appendix I Mann-Whitney

Plant Bowen Client: Southern Company Data: Bowen 1, 2, 9, & 10

	GWA-39RZ	GWA-39RZ
2/21/2017	0.0007 (J)	
3/27/2017	<0.005	
9/29/2017	<0.005	
3/16/2018	<0.005	
9/14/2018	<0.005	
3/14/2019	0.0017 (J)	
9/11/2019	<0.005	
3/9/2020	0.00083 (J)	
9/16/2020	<0.005	
3/16/2021	<0.005	
8/6/2021	<0.005	
2/2/2022	<0.005	
8/16/2022	<0.005	
2/14/2023	<0.005	
7/25/2023	<0.005	
2/19/2024		<0.005
8/1/2024		<0.005
2/26/2025		<0.005
8/28/2025		<0.005

ND substitution: RL or RL/2 if <15% NDs.

Mann-Whitney (Wilcoxon Rank Sum)

Constituent: Nickel (mg/L) Analysis Run 4/27/2026 2:27 PM View: Appendix I Mann-Whitney

Plant Bowen Client: Southern Company Data: Bowen 1, 2, 9, & 10

	GWA-39Z	GWA-39Z
3/14/2016	0.00544 (J)	
5/11/2016	0.0149	
7/19/2016	0.0044 (J)	
9/15/2016	0.0047 (J)	
11/2/2016	0.0025 (J)	
1/18/2017	0.004 (J)	
3/28/2017	0.0034 (J)	
9/26/2017	0.0016 (J)	
3/14/2018	<0.005	
9/12/2018	<0.005	
3/15/2019	<0.005	
9/9/2019	0.0014 (J)	
3/9/2020	0.04 (O)	
9/10/2020	<0.005	
3/12/2021	0.0015 (J)	
8/4/2021	<0.005	
1/31/2022	<0.005	
8/10/2022	<0.005	
2/13/2023	0.00095 (J)	
7/26/2023	0.0013 (J)	
2/19/2024		<0.005
8/1/2024		<0.005
2/25/2025		<0.005
8/28/2025		<0.005

ND substitution: RL or RL/2 if <15% NDs.

Mann-Whitney (Wilcoxon Rank Sum)

Constituent: Nickel (mg/L) Analysis Run 4/27/2026 2:27 PM View: Appendix I Mann-Whitney

Plant Bowen Client: Southern Company Data: Bowen 1, 2, 9, & 10

	GWA-40	GWA-40
3/15/2016	<0.005	
5/11/2016	<0.005	
7/21/2016	<0.005	
9/15/2016	<0.005	
11/3/2016	<0.005	
1/17/2017	<0.005	
3/24/2017	0.0006 (J)	
9/26/2017	<0.005	
3/14/2018	<0.005	
9/12/2018	<0.005	
3/13/2019	<0.005	
9/9/2019	<0.005	
3/9/2020	<0.005	
9/11/2020	<0.005	
3/10/2021	<0.005	
8/4/2021	<0.005	
1/31/2022	<0.005	
8/12/2022	<0.005	
2/13/2023	<0.005	
7/26/2023	<0.005	
2/19/2024		<0.005
8/1/2024		<0.005
2/25/2025		<0.005
8/27/2025		<0.005

ND substitution: RL or RL/2 if <15% NDs.

Mann-Whitney (Wilcoxon Rank Sum)

Constituent: Nickel (mg/L) Analysis Run 4/27/2026 2:27 PM View: Appendix I Mann-Whitney

Plant Bowen Client: Southern Company Data: Bowen 1, 2, 9, & 10

	GWA-41	GWA-41
3/15/2016	<0.005	
5/12/2016	<0.005	
7/20/2016	0.0006 (J)	
9/15/2016	0.0009 (J)	
11/3/2016	0.0011 (J)	
1/18/2017	0.0007 (J)	
3/24/2017	0.0005 (J)	
9/25/2017	<0.005	
3/14/2018	<0.005	
9/12/2018	<0.005	
3/14/2019	<0.005	
9/10/2019	0.00041 (J)	
3/6/2020	0.0089 (J)	
9/10/2020	<0.005	
3/11/2021	<0.005	
8/4/2021	<0.005	
1/31/2022	<0.005	
8/11/2022	0.00083 (J)	
2/13/2023	<0.005	
7/25/2023	0.00073 (J)	
2/19/2024		<0.005
8/1/2024		<0.005
2/25/2025		<0.005
8/28/2025		<0.005

ND substitution: RL or RL/2 if <15% NDs.

Mann-Whitney (Wilcoxon Rank Sum)

Constituent: Nickel (mg/L) Analysis Run 4/27/2026 2:27 PM View: Appendix I Mann-Whitney

Plant Bowen Client: Southern Company Data: Bowen 1, 2, 9, & 10

	GWA-41R	GWA-41R
3/15/2016	<0.005	
5/13/2016	<0.005	
7/21/2016	0.0009 (J)	
9/21/2016	<0.005	
11/3/2016	<0.005	
1/17/2017	<0.005	
3/27/2017	0.0005 (J)	
9/25/2017	0.0012 (J)	
3/14/2018	0.0014 (J)	
9/12/2018	0.0011 (J)	
3/14/2019	0.001 (J)	
9/10/2019	0.00084 (J)	
3/9/2020	0.00036 (J)	
9/10/2020	<0.005	
3/10/2021	<0.005	
8/4/2021	<0.005	
1/31/2022	0.00091 (J)	
8/11/2022	<0.005	
2/13/2023	<0.005	
7/25/2023	<0.005	
2/19/2024		<0.005
8/1/2024		<0.005
2/25/2025		0.0016 (J)
8/27/2025		<0.005

ND substitution: RL or RL/2 if <15% NDs.

Mann-Whitney (Wilcoxon Rank Sum)

Constituent: Nickel (mg/L) Analysis Run 4/27/2026 2:27 PM View: Appendix I Mann-Whitney

Plant Bowen Client: Southern Company Data: Bowen 1, 2, 9, & 10

	GWA-42	GWA-42
3/11/2016	<0.005	
5/16/2016	0.00233 (J)	
7/22/2016	0.0014 (J)	
9/19/2016	0.0014 (J)	
11/3/2016	0.0013 (J)	
1/17/2017	0.0011 (J)	
3/27/2017	0.0011 (J)	
9/26/2017	0.0011 (J)	
3/14/2018	0.0012 (J)	
9/14/2018	0.0012 (J)	
3/14/2019	0.0015 (J)	
9/10/2019	0.0012 (J)	
3/6/2020	0.0015 (J)	
9/10/2020	0.0011 (J)	
3/11/2021	0.0011 (J)	
8/4/2021	0.0011 (J)	
1/31/2022	0.0011 (J)	
8/10/2022	0.0016 (J)	
2/13/2023	0.0013 (J)	
7/26/2023	0.0015 (J)	
2/20/2024		<0.005
8/1/2024		<0.005
2/25/2025		0.0015 (J)
8/28/2025		<0.005

ND substitution: RL or RL/2 if <15% NDs.

Mann-Whitney (Wilcoxon Rank Sum)

Constituent: Nickel (mg/L) Analysis Run 4/27/2026 2:27 PM View: Appendix I Mann-Whitney

Plant Bowen Client: Southern Company Data: Bowen 1, 2, 9, & 10

	GWA-43	GWA-43
3/11/2016	0.00288 (J)	
5/13/2016	<0.005	
7/19/2016	0.0006 (J)	
9/16/2016	0.0008 (J)	
11/2/2016	0.0007 (J)	
1/18/2017	0.0006 (J)	
3/28/2017	0.0009 (J)	
9/22/2017	0.0007 (J)	
3/14/2018	<0.005	
9/12/2018	<0.005	
3/13/2019	<0.005	
9/11/2019	0.00082 (J)	
3/9/2020	0.00082 (J)	
9/11/2020	0.00089 (J)	
3/11/2021	<0.005	
8/6/2021	0.00084 (J)	
1/31/2022	0.00077 (J)	
8/11/2022	<0.005	
2/14/2023	<0.005	
7/25/2023	<0.005	
2/20/2024		<0.005
8/2/2024		<0.005
2/25/2025		<0.005
8/28/2025		<0.005

ND substitution: RL or RL/2 if <15% NDs.

Mann-Whitney (Wilcoxon Rank Sum)

Constituent: Nickel (mg/L) Analysis Run 4/27/2026 2:27 PM View: Appendix I Mann-Whitney

Plant Bowen Client: Southern Company Data: Bowen 1, 2, 9, & 10

	GWA-43R	GWA-43R
3/11/2016	<0.005	
5/13/2016	<0.005	
7/19/2016	<0.005	
9/16/2016	<0.005	
11/2/2016	<0.005	
1/18/2017	0.0006 (J)	
3/28/2017	0.0004 (J)	
9/22/2017	<0.005	
3/15/2018	<0.005	
9/12/2018	<0.005	
3/13/2019	<0.005	
9/11/2019	<0.005	
3/9/2020	<0.005	
9/14/2020	<0.005	
3/11/2021	<0.005	
8/5/2021	<0.005	
1/31/2022	<0.005	
8/10/2022	<0.005	
2/13/2023	<0.005	
7/25/2023	<0.005	
2/20/2024		<0.005
8/2/2024		<0.005
2/25/2025		<0.005
8/28/2025		<0.005

ND substitution: RL or RL/2 if <15% NDs.

Mann-Whitney (Wilcoxon Rank Sum)

Constituent: Nickel (mg/L) Analysis Run 4/27/2026 2:27 PM View: Appendix I Mann-Whitney

Plant Bowen Client: Southern Company Data: Bowen 1, 2, 9, & 10

	GWA-50	GWA-50
12/12/2008	0.0035	
4/23/2009	0.0032	
10/6/2009	<0.005	
4/27/2010	<0.005	
9/30/2010	<0.005	
4/14/2011	0.0028	
10/5/2011	0.0028	
4/11/2012	<0.005	
10/2/2012	0.0026	
4/9/2013	<0.005	
10/15/2013	<0.005	
4/10/2014	0.0019 (J)	
10/1/2014	<0.005	
3/30/2015	0.0015 (J)	
10/11/2015	0.0013 (J)	
3/28/2016	<0.005	
8/1/2016	0.0012 (J)	
4/7/2017	0.0011 (J)	
10/2/2017	0.0013 (J)	
3/16/2018	<0.005	
9/17/2018	0.00096 (J)	
3/19/2019	<0.005	
9/13/2019	0.00063 (J)	
3/11/2020	0.00084 (J)	
9/16/2020	<0.005	
3/17/2021	<0.005	
8/9/2021	0.00077 (J)	
2/1/2022	0.0008 (J)	
8/16/2022	0.00071 (J)	
2/16/2023	0.00082 (J)	
7/28/2023	0.00094 (J)	
2/22/2024		<0.005
8/8/2024		<0.005
2/27/2025		<0.005
9/2/2025		<0.005

ND substitution: RL or RL/2 if <15% NDs.

Mann-Whitney (Wilcoxon Rank Sum)

Constituent: Nickel (mg/L) Analysis Run 4/27/2026 2:27 PM View: Appendix I Mann-Whitney

Plant Bowen Client: Southern Company Data: Bowen 1, 2, 9, & 10

	GWA-50R	GWA-50R
12/12/2008	0.0096	
4/23/2009	0.015	
10/6/2009	0.008	
5/3/2010	0.0053	
10/11/2010	0.0061	
4/27/2011	0.0087	
10/19/2011	0.0039	
5/1/2012	<0.005	
10/2/2012	0.0044	
4/10/2013	0.0053	
10/16/2013	0.0047	
4/22/2014	0.0045	
10/1/2014	0.0018 (J)	
3/30/2015	0.0037	
10/11/2015	0.0018 (J)	
3/28/2016	0.0028 (J)	
8/1/2016	0.0015 (J)	
4/3/2017	0.0022 (J)	
10/2/2017	0.0021 (J)	
3/16/2018	0.0014 (J)	
9/18/2018	0.0012 (J)	
3/19/2019	0.0016 (J)	
9/12/2019	0.0015 (J)	
3/11/2020	0.001 (J)	
9/15/2020	0.0012 (J)	
3/17/2021	0.0012 (J)	
8/9/2021	0.00097 (J)	
2/2/2022	0.00089 (J)	
8/17/2022	0.0011 (J)	
2/16/2023	0.00081 (J)	
7/28/2023	0.00092 (J)	
2/22/2024		<0.005
8/8/2024		<0.005
2/28/2025		<0.005
9/2/2025		<0.005

ND substitution: RL or RL/2 if <15% NDs.

Mann-Whitney (Wilcoxon Rank Sum)

Constituent: Nickel (mg/L) Analysis Run 4/27/2026 2:27 PM View: Appendix I Mann-Whitney

Plant Bowen Client: Southern Company Data: Bowen 1, 2, 9, & 10

	GWC-5	GWC-5
8/23/2007	0.0069	
10/25/2007	0.038	
11/19/2007	0.025	
1/23/2008	0.047	
3/11/2008	0.042	
5/12/2008	0.031	
12/11/2008	0.027	
4/15/2009	0.025	
10/9/2009	0.051	
5/4/2010	0.025	
10/12/2010	0.024	
4/28/2011	0.01	
10/19/2011	0.03	
5/2/2012	0.0429	
10/9/2012	0.033	
4/11/2013	0.02	
10/16/2013	0.028	
4/23/2014	0.024	
10/3/2014	0.032	
3/31/2015	0.012	
10/12/2015	0.012	
3/28/2016	0.0172	
8/1/2016	0.0113	
4/3/2017	0.0114	
10/3/2017	0.0098 (J)	
3/19/2018	0.0092 (J)	
9/17/2018	0.0085 (J)	
3/20/2019	0.008 (J)	
9/16/2019	0.008 (J)	
3/16/2020	0.015	
9/16/2020	0.0075 (J)	
3/17/2021	0.0077	
8/9/2021	0.0089	
2/2/2022	0.0088	
8/16/2022	0.0087	
2/20/2023	0.0087	
7/28/2023	0.009	
2/26/2024		0.0085
8/8/2024		0.0078
2/27/2025		0.0093
9/3/2025		0.014

Mann-Whitney (Wilcoxon Rank Sum)

Constituent: Nickel (mg/L) Analysis Run 4/27/2026 2:27 PM View: Appendix I Mann-Whitney

Plant Bowen Client: Southern Company Data: Bowen 1, 2, 9, & 10

	GWC-6	GWC-6
8/22/2007	<0.005	
10/25/2007	0.0028	
11/20/2007	0.012	
1/23/2008	0.046 (O)	
3/11/2008	0.0091	
5/14/2008	0.022	
12/11/2008	0.005	
4/23/2009	0.0031	
10/9/2009	0.0053	
5/4/2010	<0.005	
10/11/2010	0.0042	
4/26/2011	0.0051	
10/18/2011	<0.005	
5/2/2012	<0.005	
10/8/2012	<0.005	
4/10/2013	<0.005	
10/8/2013	0.0025	
4/14/2014	0.002 (J)	
10/3/2014	0.0021 (J)	
4/1/2015	0.0026	
10/9/2015	<0.005	
3/29/2016	<0.005	
8/1/2016	<0.005	
4/6/2017	0.0005 (J)	
10/3/2017	<0.005	
3/19/2018	<0.005	
9/17/2018	<0.005	
3/21/2019	<0.005	
9/16/2019	<0.005	
3/12/2020	<0.005	
9/16/2020	<0.005	
3/17/2021	<0.005	
8/10/2021	<0.005	
2/2/2022	<0.005	
8/17/2022	<0.005	
2/17/2023	<0.005	
7/31/2023	<0.005	
2/26/2024		<0.005
8/8/2024		<0.005
2/27/2025		<0.005
9/3/2025		<0.005

ND substitution: RL or RL/2 if <15% NDs.

Mann-Whitney (Wilcoxon Rank Sum)

Constituent: Nickel (mg/L) Analysis Run 4/27/2026 2:27 PM View: Appendix I Mann-Whitney

Plant Bowen Client: Southern Company Data: Bowen 1, 2, 9, & 10

	GWC-7Z	GWC-7Z
8/22/2007	<0.005	
10/25/2007	0.0078	
11/20/2007	0.035	
1/16/2008	0.11 (o)	
3/6/2008	0.048	
5/13/2008	0.011	
12/13/2008	0.0041	
4/15/2009	0.0039	
10/9/2009	0.0036	
4/27/2010	0.0045	
10/5/2010	0.003	
4/19/2011	<0.005	
10/12/2011	<0.005	
4/24/2012	<0.005	
10/3/2012	<0.005	
4/9/2013	<0.005	
10/8/2013	0.0054	
4/10/2014	0.0055	
10/2/2014	<0.005	
4/2/2015	<0.005	
10/10/2015	0.0034	
8/2/2016	0.0011 (J)	
4/6/2017	0.0011 (J)	
10/3/2017	0.0012 (J)	
3/20/2018	<0.005	
9/18/2018	<0.005	
3/21/2019	0.00099 (J)	
9/13/2019	0.00061 (J)	
3/12/2020	0.00078 (J)	
9/16/2020	<0.005	
3/17/2021	<0.005	
8/10/2021	0.0009 (J)	
2/2/2022	<0.005	
8/17/2022	<0.005	
2/20/2023	<0.005	
7/31/2023	<0.005	
2/26/2024		<0.005
8/8/2024		<0.005
2/27/2025		<0.005
9/3/2025		<0.005

ND substitution: RL or RL/2 if <15% NDs.

Mann-Whitney (Wilcoxon Rank Sum)

Constituent: Nickel (mg/L) Analysis Run 4/27/2026 2:27 PM View: Appendix I Mann-Whitney

Plant Bowen Client: Southern Company Data: Bowen 1, 2, 9, & 10

	GWC-8RR	GWC-8RR
8/22/2007	<0.005	
10/26/2007	<0.005	
11/20/2007	0.0041	
1/23/2008	0.029	
3/10/2008	0.01	
5/6/2008	0.0026	
12/12/2008	0.039	
4/23/2009	0.004	
10/8/2009	0.014	
5/4/2010	0.019	
10/7/2010	0.017	
4/26/2011	<0.005	
10/18/2011	<0.005	
4/30/2012	<0.005	
10/3/2012	<0.005	
4/8/2013	<0.005	
10/9/2013	<0.005	
4/10/2014	<0.005	
10/2/2014	<0.005	
4/3/2015	<0.005	
10/8/2015	0.003	
3/30/2016	<0.005	
8/2/2016	<0.005	
4/6/2017	0.0003 (J)	
10/4/2017	<0.005	
3/21/2018	<0.005	
9/18/2018	<0.005	
3/27/2019	<0.005	
9/16/2019	<0.005	
3/12/2020	<0.005	
9/17/2020	<0.005	
3/17/2021	<0.005	
8/10/2021	<0.005	
2/2/2022	<0.005	
8/17/2022	<0.005	
2/21/2023	<0.005	
7/31/2023	<0.005	
2/27/2024		<0.005
8/12/2024		<0.005
3/4/2025		<0.005
9/3/2025		<0.005

ND substitution: RL or RL/2 if <15% NDs.

Mann-Whitney (Wilcoxon Rank Sum)

Constituent: Nickel (mg/L) Analysis Run 4/27/2026 2:27 PM View: Appendix I Mann-Whitney

Plant Bowen Client: Southern Company Data: Bowen 1, 2, 9, & 10

	GWC-8Z	GWC-8Z
8/22/2007	<0.005	
11/1/2007	0.007	
11/20/2007	<0.005	
1/23/2008	0.043	
3/10/2008	0.0035	
5/12/2008	<0.005	
12/12/2008	<0.005	
4/22/2009	<0.005	
10/8/2009	<0.005	
4/28/2010	0.0027	
10/7/2010	<0.005	
4/20/2011	<0.005	
10/12/2011	<0.005	
4/30/2012	<0.005	
10/3/2012	<0.005	
4/9/2013	<0.005	
10/9/2013	<0.005	
4/9/2014	<0.005	
10/2/2014	<0.005	
4/2/2015	<0.005	
5/26/2015	0.002 (J)	
6/18/2015	0.0016 (J)	
7/2/2015	<0.005	
10/8/2015	<0.005	
3/22/2016	<0.005	
8/2/2016	0.0005 (J)	
4/7/2017	0.0007 (J)	
10/3/2017	0.0006 (J)	
3/20/2018	<0.005	
9/18/2018	<0.005	
5/6/2019	<0.005	
9/16/2019	<0.005	
3/16/2020	0.0006 (J)	
9/17/2020	<0.005	
3/18/2021	<0.005	
8/10/2021	<0.005	
2/2/2022	<0.005	
8/17/2022	<0.005	
2/20/2023	<0.005	
7/31/2023	<0.005	
2/26/2024		<0.005
8/12/2024		<0.005
2/28/2025		<0.005
9/3/2025		<0.005

ND substitution: RL or RL/2 if <15% NDs.

Mann-Whitney (Wilcoxon Rank Sum)

Constituent: Nickel (mg/L) Analysis Run 4/27/2026 2:27 PM View: Appendix I Mann-Whitney

Plant Bowen Client: Southern Company Data: Bowen 1, 2, 9, & 10

	GWC-9	GWC-9
8/23/2007	0.0046	
11/1/2007	0.0057	
11/19/2007	0.014	
1/15/2008	0.057 (O)	
3/6/2008	0.046 (O)	
5/13/2008	0.0069	
12/12/2008	0.0061	
4/16/2009	0.0067	
10/13/2009	0.0054	
4/21/2010	<0.005	
9/29/2010	<0.005	
4/13/2011	<0.005	
10/5/2011	<0.005	
4/4/2012	<0.005	
10/8/2012	<0.005	
4/8/2013	<0.005	
10/9/2013	0.0029	
4/9/2014	0.0016 (J)	
9/30/2014	<0.005	
4/2/2015	0.0016 (J)	
10/10/2015	0.0034	
3/30/2016	0.00202 (J)	
8/5/2016	<0.005	
4/6/2017	0.001 (J)	
10/3/2017	0.0007 (J)	
3/20/2018	0.00097 (J)	
9/18/2018	<0.005	
3/21/2019	0.001 (J)	
9/16/2019	0.00062 (J)	
3/12/2020	0.0011 (J)	
9/17/2020	<0.005	
3/18/2021	0.001 (J)	
8/10/2021	0.001 (J)	
2/2/2022	0.0011 (J)	
8/17/2022	0.0011 (J)	
2/21/2023	0.001 (J)	
7/31/2023	0.00071 (J)	
2/27/2024		<0.005
8/12/2024		<0.005
2/28/2025		0.0013 (J)
9/3/2025		<0.005

ND substitution: RL or RL/2 if <15% NDs.

Mann-Whitney (Wilcoxon Rank Sum)

Constituent: Nickel (mg/L) Analysis Run 4/27/2026 2:27 PM View: Appendix I Mann-Whitney

Plant Bowen Client: Southern Company Data: Bowen 1, 2, 9, & 10

	GWC-10	GWC-10
8/21/2007	<0.005	
11/1/2007	0.0042	
11/20/2007	0.026	
1/30/2008	0.032	
3/6/2008	0.019	
5/12/2008	0.0072	
12/13/2008	0.024	
4/29/2009	0.0026	
10/20/2009	<0.005	
4/26/2010	<0.005	
9/29/2010	0.0042	
4/13/2011	<0.005	
10/5/2011	<0.005	
4/4/2012	<0.005	
10/3/2012	0.004	
4/3/2013	0.0028	
10/15/2013	0.0036	
4/9/2014	0.0019 (J)	
10/2/2014	<0.005	
4/2/2015	<0.005	
10/10/2015	<0.005	
3/31/2016	<0.005	
8/5/2016	0.0007 (J)	
4/10/2017	0.0016 (J)	
10/4/2017	<0.005	
3/20/2018	0.0016 (J)	
9/18/2018	<0.005	
3/22/2019	0.0022 (J)	
9/17/2019	<0.005	
3/12/2020	0.0015 (J)	
9/17/2020	<0.005	
3/18/2021	0.00094 (J)	
8/10/2021	0.00081 (J)	
2/4/2022	0.0014 (J)	
8/17/2022	<0.005	
2/20/2023	0.0019 (J)	
7/31/2023	<0.005	
2/27/2024		<0.005
8/12/2024		<0.005
2/28/2025		<0.005
9/3/2025		<0.005

ND substitution: RL or RL/2 if <15% NDs.

Mann-Whitney (Wilcoxon Rank Sum)

Constituent: Nickel (mg/L) Analysis Run 4/27/2026 2:27 PM View: Appendix I Mann-Whitney

Plant Bowen Client: Southern Company Data: Bowen 1, 2, 9, & 10

	GWC-10R	GWC-10R
8/21/2007	<0.005	
11/1/2007	0.006	
11/20/2007	<0.005	
1/30/2008	0.029 (O)	
3/6/2008	<0.005	
5/8/2008	0.0057	
12/14/2008	<0.005	
4/29/2009	<0.005	
10/21/2009	<0.005	
4/21/2010	<0.005	
9/28/2010	<0.005	
4/12/2011	<0.005	
10/4/2011	<0.005	
4/3/2012	<0.005	
10/8/2012	<0.005	
4/3/2013	<0.005	
10/15/2013	<0.005	
4/9/2014	<0.005	
10/2/2014	<0.005	
4/2/2015	<0.005	
10/12/2015	<0.005	
3/31/2016	<0.005	
8/3/2016	0.0006 (J)	
4/10/2017	0.0006 (J)	
10/4/2017	0.0006 (J)	
3/21/2018	<0.005	
9/18/2018	<0.005	
3/22/2019	<0.005	
9/17/2019	<0.005	
3/12/2020	0.00043 (J)	
9/17/2020	<0.005	
3/18/2021	0.0011 (J)	
8/11/2021	<0.005	
2/4/2022	<0.005	
8/18/2022	<0.005	
2/20/2023	<0.005	
7/31/2023	<0.005	
2/27/2024		<0.005
8/12/2024		<0.005
3/3/2025		<0.005
9/3/2025		<0.005

ND substitution: RL or RL/2 if <15% NDs.

Mann-Whitney (Wilcoxon Rank Sum)

Constituent: Nickel (mg/L) Analysis Run 4/27/2026 2:27 PM View: Appendix I Mann-Whitney

Plant Bowen Client: Southern Company Data: Bowen 1, 2, 9, & 10

	GWC-11	GWC-11
8/21/2007	<0.005	
11/1/2007	<0.005	
11/18/2007	<0.005	
1/30/2008	<0.005	
3/5/2008	<0.005	
5/7/2008	0.0087	
12/14/2008	<0.005	
4/29/2009	<0.005	
10/22/2009	<0.005	
4/21/2010	<0.005	
9/28/2010	<0.005	
4/12/2011	<0.005	
10/4/2011	<0.005	
4/3/2012	<0.005	
10/3/2012	0.0042	
4/3/2013	<0.005	
10/9/2013	<0.005	
4/2/2014	0.0015 (J)	
10/2/2014	0.0016 (J)	
4/1/2015	<0.005	
10/11/2015	<0.005	
4/4/2016	<0.005	
8/3/2016	<0.005	
4/10/2017	0.0004 (J)	
10/4/2017	<0.005	
3/21/2018	<0.005	
9/18/2018	<0.005	
3/23/2019	<0.005	
9/17/2019	<0.005	
3/12/2020	<0.005	
9/21/2020	<0.005	
3/19/2021	<0.005	
8/11/2021	<0.005	
2/4/2022	<0.005	
8/18/2022	<0.005	
2/20/2023	<0.005	
8/1/2023	<0.005	
2/28/2024		<0.005
8/13/2024		<0.005
3/4/2025		<0.005
9/3/2025		<0.005

ND substitution: RL or RL/2 if <15% NDs.

Mann-Whitney (Wilcoxon Rank Sum)

Constituent: Nickel (mg/L) Analysis Run 4/27/2026 2:27 PM View: Appendix I Mann-Whitney

Plant Bowen Client: Southern Company Data: Bowen 1, 2, 9, & 10

	GWC-11R	GWC-11R
8/21/2007	<0.005	
11/1/2007	<0.005	
11/18/2007	<0.005	
1/30/2008	<0.005	
3/6/2008	0.0046	
5/7/2008	<0.005	
12/14/2008	<0.005	
4/29/2009	<0.005	
10/22/2009	<0.005	
4/21/2010	<0.005	
9/29/2010	<0.005	
4/13/2011	<0.005	
10/4/2011	<0.005	
4/4/2012	<0.005	
10/3/2012	<0.005	
4/3/2013	<0.005	
10/9/2013	<0.005	
4/2/2014	<0.005	
10/2/2014	<0.005	
4/1/2015	0.0041	
10/11/2015	<0.005	
4/4/2016	<0.005	
8/4/2016	<0.005	
4/10/2017	<0.005	
10/4/2017	<0.005	
3/22/2018	<0.005	
9/18/2018	<0.005	
3/23/2019	<0.005	
9/17/2019	<0.005	
3/12/2020	<0.005	
9/21/2020	<0.005	
3/19/2021	<0.005	
8/11/2021	<0.005	
2/4/2022	<0.005	
8/18/2022	<0.005	
2/20/2023	<0.005	
8/1/2023	<0.005	
2/28/2024		<0.005
8/12/2024		<0.005
3/3/2025		<0.005
9/3/2025		<0.005

ND substitution: RL or RL/2 if <15% NDs.

Mann-Whitney (Wilcoxon Rank Sum)

Constituent: Nickel (mg/L) Analysis Run 4/27/2026 2:27 PM View: Appendix I Mann-Whitney

Plant Bowen Client: Southern Company Data: Bowen 1, 2, 9, & 10

	GWC-12	GWC-12
8/21/2007	<0.005	
11/1/2007	<0.005	
11/19/2007	0.0047	
1/16/2008	0.029	
3/5/2008	0.023	
5/13/2008	0.0032	
12/13/2008	<0.005	
4/16/2009	<0.005	
10/21/2009	<0.005	
4/27/2010	<0.005	
10/5/2010	<0.005	
4/19/2011	0.0025	
10/12/2011	<0.005	
4/24/2012	<0.005	
10/2/2012	<0.005	
4/2/2013	0.003	
10/9/2013	<0.005	
4/1/2014	0.0015 (J)	
10/2/2014	<0.005	
4/1/2015	0.0014 (J)	
10/14/2015	0.0021 (J)	
4/4/2016	0.00264 (J)	
8/3/2016	0.002 (J)	
4/11/2017	0.0027 (J)	
10/4/2017	0.0022 (J)	
3/22/2018	0.0025 (J)	
9/18/2018	0.0024 (J)	
3/23/2019	0.0026 (J)	
9/17/2019	0.0021 (J)	
3/12/2020	0.0022 (J)	
9/21/2020	0.0019 (J)	
3/19/2021	0.0022 (J)	
8/11/2021	0.0019 (J)	
2/2/2022	0.0025 (J)	
8/18/2022	0.0023 (J)	
2/21/2023	0.0022 (J)	
8/1/2023	0.0034 (J)	
2/27/2024		0.0023 (J)
8/12/2024		<0.005
3/4/2025		0.0026 (J)
9/3/2025		0.0023 (J)

ND substitution: RL or RL/2 if <15% NDs.

Mann-Whitney (Wilcoxon Rank Sum)

Constituent: Nickel (mg/L) Analysis Run 4/27/2026 2:27 PM View: Appendix I Mann-Whitney

Plant Bowen Client: Southern Company Data: Bowen 1, 2, 9, & 10

	GWC-13	GWC-13
8/21/2007	0.0076	
11/1/2007	0.0043	
11/19/2007	0.0061	
1/31/2008	0.015	
3/5/2008	<0.005	
5/12/2008	0.0035	
12/13/2008	0.0079	
4/28/2009	<0.005	
10/21/2009	<0.005	
4/28/2010	<0.005	
10/5/2010	<0.005	
4/19/2011	<0.005	
10/18/2011	0.0031	
4/25/2012	<0.005	
10/2/2012	<0.005	
4/2/2013	<0.005	
10/8/2013	<0.005	
4/1/2014	<0.005	
10/1/2014	<0.005	
4/1/2015	<0.005	
10/15/2015	<0.005	
4/4/2016	<0.005	
8/4/2016	<0.005	
4/12/2017	0.0004 (J)	
10/9/2017	<0.005	
3/21/2018	<0.005	
9/19/2018	<0.005	
3/23/2019	<0.005	
9/18/2019	0.00046 (J)	
3/13/2020	<0.005	
9/22/2020	<0.005	
3/18/2021	<0.005	
8/11/2021	<0.005	
2/17/2022	<0.005	
8/18/2022	<0.005	
2/22/2023	<0.005	
8/1/2023	<0.005	
2/27/2024		<0.005
8/12/2024		<0.005
3/3/2025		<0.005
9/3/2025		<0.005

ND substitution: RL or RL/2 if <15% NDs.

Mann-Whitney (Wilcoxon Rank Sum)

Constituent: Nickel (mg/L) Analysis Run 4/27/2026 2:27 PM View: Appendix I Mann-Whitney

Plant Bowen Client: Southern Company Data: Bowen 1, 2, 9, & 10

	GWC-13RZ	GWC-13RZ
8/21/2007	<0.005	
11/1/2007	0.0033	
11/19/2007	0.0029	
1/31/2008	0.0039	
3/5/2008	<0.005	
5/7/2008	<0.005	
12/12/2008	0.022 (O)	
4/29/2009	0.0034	
10/21/2009	<0.005	
4/28/2010	0.0026	
10/6/2010	<0.005	
4/20/2011	<0.005	
10/12/2011	<0.005	
4/25/2012	<0.005	
10/2/2012	<0.005	
4/2/2013	<0.005	
10/8/2013	<0.005	
4/1/2014	<0.005	
10/1/2014	<0.005	
3/31/2015	<0.005	
10/14/2015	<0.005	
4/4/2016	<0.005	
4/11/2017	0.0003 (J)	
10/6/2017	<0.005	
3/23/2018	<0.005	
9/20/2018	<0.005	
3/22/2019	<0.005	
9/19/2019	<0.005	
3/17/2020	0.00082 (J)	
9/22/2020	<0.005	
3/19/2021	<0.005	
8/12/2021	<0.005	
2/4/2022	<0.005	
8/19/2022	<0.005	
2/22/2023	<0.005	
8/2/2023	<0.005	
2/28/2024		<0.005
8/13/2024		<0.005
3/4/2025		<0.005
9/4/2025		<0.005

ND substitution: RL or RL/2 if <15% NDs.

Mann-Whitney (Wilcoxon Rank Sum)

Constituent: Nickel (mg/L) Analysis Run 4/27/2026 2:27 PM View: Appendix I Mann-Whitney

Plant Bowen Client: Southern Company Data: Bowen 1, 2, 9, & 10

	GWC-14Z	GWC-14Z
8/24/2007	<0.005	
11/2/2007	0.0029	
11/17/2007	0.0086	
1/15/2008	0.011	
3/5/2008	0.0072	
5/7/2008	0.0045	
12/2/2008	0.011	
4/16/2009	0.0061	
10/20/2009	0.01	
4/20/2010	<0.005	
9/29/2010	<0.005	
4/12/2011	<0.005	
10/4/2011	<0.005	
4/4/2012	<0.005	
10/10/2012	<0.005	
4/15/2013	<0.005	
10/22/2013	<0.005	
4/21/2014	<0.005	
9/30/2014	<0.005	
4/3/2015	<0.005	
10/7/2015	<0.005	
4/5/2016	<0.005	
8/9/2016	0.0021 (J)	
4/11/2017	<0.005	
10/5/2017	<0.005	
3/22/2018	<0.005	
9/19/2018	0.00096 (J)	
3/22/2019	<0.005	
9/17/2019	0.0007 (J)	
3/13/2020	0.00078 (J)	
9/21/2020	<0.005	
3/18/2021	<0.005	
8/11/2021	<0.005	
2/4/2022	<0.005	
8/18/2022	<0.005	
2/22/2023	<0.005	
8/1/2023	<0.005	
2/28/2024		<0.005
8/13/2024		<0.005
3/3/2025		<0.005
9/4/2025		<0.005

ND substitution: RL or RL/2 if <15% NDs.

Mann-Whitney (Wilcoxon Rank Sum)

Constituent: Nickel (mg/L) Analysis Run 4/27/2026 2:27 PM View: Appendix I Mann-Whitney

Plant Bowen Client: Southern Company Data: Bowen 1, 2, 9, & 10

	GWC-15R	GWC-15R
8/23/2007	0.0089	
11/2/2007	0.0036	
11/17/2007	0.014 (O)	
1/15/2008	0.0096	
3/6/2008	0.0038	
5/7/2008	0.0056	
12/2/2008	0.003	
4/28/2009	<0.005	
10/19/2009	<0.005	
4/27/2010	0.004	
10/4/2010	<0.005	
4/18/2011	<0.005	
10/12/2011	<0.005	
4/23/2012	<0.005	
10/10/2012	<0.005	
4/15/2013	<0.005	
10/22/2013	<0.005	
4/21/2014	<0.005	
9/30/2014	<0.005	
4/3/2015	<0.005	
10/7/2015	<0.005	
4/5/2016	<0.005	
8/4/2016	0.0008 (J)	
4/12/2017	0.0015 (J)	
10/6/2017	0.001 (J)	
3/23/2018	<0.005	
9/19/2018	<0.005	
3/25/2019	0.0011 (J)	
9/17/2019	0.00057 (J)	
3/13/2020	0.00072 (J)	
9/21/2020	0.0015 (J)	
3/18/2021	0.00079 (J)	
8/11/2021	<0.005	
2/4/2022	0.00093 (J)	
8/19/2022	<0.005	
2/22/2023	<0.005	
8/2/2023	<0.005	
2/28/2024		<0.005
8/13/2024		<0.005
3/3/2025		<0.005
9/4/2025		<0.005

ND substitution: RL or RL/2 if <15% NDs.

Mann-Whitney (Wilcoxon Rank Sum)

Constituent: Nickel (mg/L) Analysis Run 4/27/2026 2:27 PM View: Appendix I Mann-Whitney

Plant Bowen Client: Southern Company Data: Bowen 1, 2, 9, & 10

	GWC-15Z	GWC-15Z
8/24/2007	<0.005	
11/2/2007	<0.005	
11/18/2007	0.0088	
1/15/2008	0.019	
3/10/2008	0.017	
5/13/2008	0.0058	
12/2/2008	0.0043	
4/28/2009	<0.005	
10/20/2009	<0.005	
4/27/2010	<0.005	
10/5/2010	<0.005	
4/19/2011	<0.005	
10/12/2011	<0.005	
4/25/2012	<0.005	
10/10/2012	<0.005	
4/16/2013	<0.005	
10/22/2013	<0.005	
4/21/2014	<0.005	
9/30/2014	<0.005	
4/3/2015	<0.005	
10/6/2015	<0.005	
4/5/2016	<0.005	
4/11/2017	0.0004 (J)	
10/6/2017	<0.005	
3/23/2018	<0.005	
9/19/2018	<0.005	
3/22/2019	<0.005	
9/17/2019	<0.005	
3/13/2020	<0.005	
9/21/2020	<0.005	
3/18/2021	<0.005	
8/11/2021	<0.005	
2/7/2022	<0.005	
8/19/2022	<0.005	
2/22/2023	<0.005	
8/1/2023	<0.005	
2/28/2024		<0.005
8/13/2024		<0.005
3/3/2025		<0.005
9/4/2025		<0.005

ND substitution: RL or RL/2 if <15% NDs.

Mann-Whitney (Wilcoxon Rank Sum)

Constituent: Nickel (mg/L) Analysis Run 4/27/2026 2:27 PM View: Appendix I Mann-Whitney

Plant Bowen Client: Southern Company Data: Bowen 1, 2, 9, & 10

	GWC-44	GWC-44
3/16/2016	<0.005	
5/16/2016	<0.005	
7/25/2016	0.0006 (J)	
9/19/2016	0.0008 (J)	
11/3/2016	0.0007 (J)	
1/19/2017	0.0009 (J)	
3/28/2017	0.0008 (J)	
9/26/2017	0.0007 (J)	
3/15/2018	<0.005	
9/12/2018	<0.005	
3/14/2019	<0.005	
9/11/2019	0.00058 (J)	
3/10/2020	0.00086 (J)	
9/15/2020	<0.005	
3/11/2021	<0.005	
8/4/2021	<0.005	
1/31/2022	<0.005	
8/15/2022	<0.005	
2/14/2023	0.00073 (J)	
7/26/2023	<0.005	
2/20/2024		<0.005
8/6/2024		<0.005
2/26/2025		<0.005
8/28/2025		<0.005

ND substitution: RL or RL/2 if <15% NDs.

Mann-Whitney (Wilcoxon Rank Sum)

Constituent: Nickel (mg/L) Analysis Run 4/27/2026 2:27 PM View: Appendix I Mann-Whitney

Plant Bowen Client: Southern Company Data: Bowen 1, 2, 9, & 10

	GWC-45	GWC-45
8/24/2007	0.0095	
10/23/2007	0.0099	
11/18/2007	0.27 (o)	
1/15/2008	0.53 (o)	
3/5/2008	0.15 (o)	
5/14/2008	0.13 (o)	
12/2/2008	0.009	
4/28/2009	0.005	
10/20/2009	<0.005	
4/20/2010	<0.005	
9/28/2010	0.0025	
4/12/2011	<0.005	
10/4/2011	<0.005	
4/3/2012	<0.005	
10/15/2012	<0.005	
4/16/2013	<0.005	
10/22/2013	0.0025	
4/23/2014	0.0014 (J)	
10/1/2014	0.0021 (J)	
4/3/2015	<0.005	
10/7/2015	0.0017 (J)	
3/16/2016	<0.005	
5/16/2016	0.00316 (J)	
7/25/2016	0.0013 (J)	
9/19/2016	0.0013 (J)	
11/4/2016	0.0015 (J)	
1/23/2017	0.0015 (J)	
3/29/2017	0.0012 (J)	
9/27/2017	0.0014 (J)	
3/15/2018	0.0011 (J)	
9/13/2018	0.001 (J)	
3/14/2019	0.001 (J)	
9/11/2019	0.0012 (J)	
3/10/2020	0.0012 (J)	
9/11/2020	0.00099 (J)	
3/11/2021	0.00092 (J)	
8/6/2021	0.00098 (J)	
2/1/2022	0.0011 (J)	
8/12/2022	0.00086 (J)	
2/15/2023	0.00092 (J)	
7/26/2023	0.0012 (J)	
2/20/2024		<0.005
8/5/2024		<0.005
2/26/2025		0.0013 (J)
9/2/2025		<0.005

ND substitution: RL or RL/2 if <15% NDs.

Mann-Whitney (Wilcoxon Rank Sum)

Constituent: Nickel (mg/L) Analysis Run 4/27/2026 2:27 PM View: Appendix I Mann-Whitney

Plant Bowen Client: Southern Company Data: Bowen 1, 2, 9, & 10

	GWC-45R	GWC-45R
8/24/2007	<0.005	
10/23/2007	0.0087	
11/18/2007	0.0053	
1/15/2008	0.026 (o)	
3/5/2008	<0.005	
5/12/2008	<0.005	
12/2/2008	<0.005	
4/28/2009	<0.005	
10/13/2009	<0.005	
4/21/2010	<0.005	
10/4/2010	<0.005	
4/18/2011	<0.005	
10/5/2011	<0.005	
5/3/2012	<0.005	
10/15/2012	<0.005	
4/16/2013	<0.005	
10/22/2013	<0.005	
4/23/2014	<0.005	
10/1/2014	<0.005	
4/3/2015	<0.005	
10/9/2015	0.0062	
3/16/2016	<0.005	
5/16/2016	<0.005	
7/25/2016	<0.005	
9/19/2016	<0.005	
11/3/2016	<0.005	
1/20/2017	<0.005	
3/29/2017	<0.005	
9/27/2017	<0.005	
3/15/2018	<0.005	
9/13/2018	<0.005	
3/14/2019	<0.005	
9/11/2019	<0.005	
3/10/2020	<0.005	
9/11/2020	<0.005	
3/11/2021	<0.005	
8/6/2021	0.00095 (J)	
2/1/2022	<0.005	
8/12/2022	<0.005	
2/15/2023	0.004 (J)	
7/26/2023	<0.005	
2/20/2024		<0.005
8/5/2024		<0.005
2/26/2025		<0.005
9/2/2025		<0.005

ND substitution: RL or RL/2 if <15% NDs.

Mann-Whitney (Wilcoxon Rank Sum)

Constituent: Nickel (mg/L) Analysis Run 4/27/2026 2:27 PM View: Appendix I Mann-Whitney

Plant Bowen Client: Southern Company Data: Bowen 1, 2, 9, & 10

	GWC-46R	GWC-46R
3/10/2016	<0.005	
5/17/2016	<0.005	
7/26/2016	<0.005	
9/20/2016	0.0013 (J)	
11/4/2016	<0.005	
1/20/2017	<0.005	
3/28/2017	<0.005	
9/29/2017	<0.005	
3/15/2018	<0.005	
9/13/2018	<0.005	
3/18/2019	<0.005	
9/11/2019	<0.005	
3/10/2020	<0.005	
9/14/2020	<0.005	
3/11/2021	<0.005	
8/5/2021	<0.005	
1/31/2022	<0.005	
8/15/2022	<0.005	
2/14/2023	<0.005	
7/26/2023	<0.005	
2/21/2024		<0.005
8/5/2024		<0.005
2/26/2025		<0.005
8/29/2025		<0.005
9/24/2025		<0.005

ND substitution: RL or RL/2 if <15% NDs.

Mann-Whitney (Wilcoxon Rank Sum)

Constituent: Nickel (mg/L) Analysis Run 4/27/2026 2:27 PM View: Appendix I Mann-Whitney

Plant Bowen Client: Southern Company Data: Bowen 1, 2, 9, & 10

	GWC-47	GWC-47
3/10/2016	<0.005	
5/18/2016	<0.005	
7/27/2016	<0.005	
9/20/2016	<0.005	
11/7/2016	<0.005	
1/23/2017	<0.005	
3/29/2017	0.0004 (J)	
9/27/2017	<0.005	
3/15/2018	<0.005	
9/13/2018	<0.005	
3/15/2019	<0.005	
9/12/2019	<0.005	
3/9/2020	<0.005	
9/14/2020	<0.005	
3/11/2021	<0.005	
8/5/2021	<0.005	
2/1/2022	<0.005	
8/15/2022	<0.005	
2/15/2023	<0.005	
7/27/2023	<0.005	
2/21/2024		<0.005
8/5/2024		<0.005
2/26/2025		<0.005
8/28/2025		<0.005

ND substitution: RL or RL/2 if <15% NDs.

Mann-Whitney (Wilcoxon Rank Sum)

Constituent: Nickel (mg/L) Analysis Run 4/27/2026 2:27 PM View: Appendix I Mann-Whitney

Plant Bowen Client: Southern Company Data: Bowen 1, 2, 9, & 10

	GWC-47R	GWC-47R
3/10/2016	<0.005	
5/18/2016	<0.005	
7/27/2016	0.0007 (J)	
9/20/2016	0.0007 (J)	
11/4/2016	0.0006 (J)	
1/20/2017	<0.005	
3/29/2017	0.0003 (J)	
9/27/2017	<0.005	
3/16/2018	<0.005	
9/13/2018	<0.005	
3/19/2019	0.0042 (J)	
9/11/2019	0.0014 (J)	
3/9/2020	<0.005	
9/15/2020	<0.005	
3/11/2021	<0.005	
8/5/2021	<0.005	
2/1/2022	<0.005	
8/15/2022	<0.005	
2/15/2023	<0.005	
7/27/2023	<0.005	
2/21/2024		<0.005
8/5/2024		<0.005
2/26/2025		<0.005
9/2/2025		<0.005

ND substitution: RL or RL/2 if <15% NDs.

Mann-Whitney (Wilcoxon Rank Sum)

Constituent: Nickel (mg/L) Analysis Run 4/27/2026 2:27 PM View: Appendix I Mann-Whitney

Plant Bowen Client: Southern Company Data: Bowen 1, 2, 9, & 10

	GWC-48	GWC-48
3/10/2016	0.00432 (J)	
5/17/2016	0.00489 (J)	
7/27/2016	0.0036 (J)	
9/20/2016	0.0035 (J)	
11/4/2016	0.0035 (J)	
1/23/2017	<0.01	
3/28/2017	0.0033 (J)	
9/29/2017	0.0036 (J)	
3/15/2018	0.0033 (J)	
9/13/2018	0.0038 (J)	
3/15/2019	0.0033 (J)	
9/11/2019	0.004 (J)	
3/9/2020	0.0039 (J)	
9/14/2020	0.0046 (J)	
3/11/2021	0.0047 (J)	
8/4/2021	0.0045 (J)	
1/31/2022	0.0052	
8/15/2022	0.0056	
2/15/2023	0.0058	
7/26/2023	0.0075	
2/21/2024		0.0076
8/5/2024		0.0061
2/26/2025		0.0097
8/29/2025		0.0086

ND substitution: RL or RL/2 if <15% NDs.

Mann-Whitney (Wilcoxon Rank Sum)

Constituent: Nickel (mg/L) Analysis Run 4/27/2026 2:27 PM View: Appendix I Mann-Whitney

Plant Bowen Client: Southern Company Data: Bowen 1, 2, 9, & 10

	GWC-49R	GWC-49R
3/17/2016	<0.005	
5/18/2016	<0.005	
7/27/2016	<0.005	
9/21/2016	<0.005	
11/4/2016	<0.005	
1/24/2017	<0.005	
3/29/2017	<0.005	
9/29/2017	<0.005	
3/15/2018	<0.005	
9/13/2018	<0.005	
3/18/2019	<0.005	
9/11/2019	<0.005	
3/11/2020	0.0004 (J)	
9/11/2020	<0.005	
3/15/2021	<0.005	
8/11/2021	<0.005	
2/1/2022	<0.005	
8/15/2022	<0.005	
2/14/2023	<0.005	
7/27/2023	<0.005	
2/21/2024		<0.005
8/6/2024		<0.005
2/26/2025		<0.005
8/29/2025		<0.005

ND substitution: RL or RL/2 if <15% NDs.

Mann-Whitney (Wilcoxon Rank Sum)

Constituent: Nickel (mg/L) Analysis Run 4/27/2026 2:27 PM View: Appendix I Mann-Whitney

Plant Bowen Client: Southern Company Data: Bowen 1, 2, 9, & 10

	GWC-49Z	GWC-49Z
3/17/2016	0.00421 (J)	
5/18/2016	<0.005	
7/28/2016	0.0024 (J)	
9/21/2016	0.0044 (J)	
11/7/2016	0.0035 (J)	
1/24/2017	0.005 (J)	
3/30/2017	0.0046 (J)	
9/29/2017	0.004 (J)	
3/15/2018	0.0028 (J)	
9/14/2018	0.0024 (J)	
3/19/2019	0.0047 (J)	
9/11/2019	0.0012 (J)	
3/9/2020	0.003 (J)	
9/14/2020	0.0014 (J)	
3/15/2021	0.0013 (J)	
8/5/2021	0.0023 (J)	
2/1/2022	0.0014 (J)	
8/15/2022	0.0022 (J)	
2/14/2023	0.0018 (J)	
7/27/2023	0.0017 (J)	
2/21/2024		<0.005
8/6/2024		0.0022 (J)
2/26/2025		0.0022 (J)
8/29/2025		0.0016 (J)

ND substitution: RL or RL/2 if <15% NDs.

Mann-Whitney (Wilcoxon Rank Sum)

Constituent: Selenium (mg/L) Analysis Run 4/27/2026 2:27 PM View: Appendix I Mann-Whitney

Plant Bowen Client: Southern Company Data: Bowen 1, 2, 9, & 10

	GWA-2	GWA-2
8/23/2007	<0.005	
10/24/2007	<0.005	
11/18/2007	<0.005	
1/31/2008	<0.005	
3/11/2008	<0.005	
5/6/2008	<0.005	
12/4/2008	<0.005	
4/21/2009	<0.005	
10/7/2009	<0.005	
4/26/2010	<0.005	
10/4/2010	<0.005	
4/13/2011	<0.005	
10/5/2011	<0.005	
4/11/2012	<0.005	
10/9/2012	<0.005	
4/15/2013	<0.005	
10/15/2013	<0.005	
4/22/2014	<0.005	
9/30/2014	<0.005	
3/30/2015	<0.005	
10/13/2015	<0.005	
3/23/2016	<0.005	
5/20/2016	0.00216 (J)	
7/29/2016	0.001 (J)	
9/23/2016	<0.005	
11/9/2016	<0.005	
1/31/2017	<0.005	
3/30/2017	<0.005	
6/12/2017	<0.005	
10/2/2017	<0.005	
3/19/2018	0.0016 (J)	
9/14/2018	<0.005	
3/20/2019	<0.005	
9/12/2019	<0.005	
3/11/2020	0.0021 (J)	
9/15/2020	<0.005	
3/17/2021	0.0045 (J)	
8/9/2021	<0.005	
2/1/2022	<0.005	
8/16/2022	<0.005	
2/16/2023	0.0014 (J)	
7/27/2023	<0.005	
2/22/2024		<0.005
8/7/2024		<0.005
2/27/2025		<0.005
9/2/2025		<0.005

ND substitution: RL or RL/2 if <15% NDs.

Mann-Whitney (Wilcoxon Rank Sum)

Constituent: Selenium (mg/L) Analysis Run 4/27/2026 2:27 PM View: Appendix I Mann-Whitney

Plant Bowen Client: Southern Company Data: Bowen 1, 2, 9, & 10

	GWA-2R	GWA-2R
8/23/2007	<0.005	
10/24/2007	<0.005	
11/18/2007	<0.005	
1/31/2008	<0.005	
3/10/2008	<0.005	
5/13/2008	<0.005	
12/4/2008	<0.005	
4/21/2009	<0.005	
10/8/2009	<0.005	
4/21/2010	<0.005	
9/28/2010	<0.005	
4/12/2011	<0.005	
10/4/2011	<0.005	
4/3/2012	<0.005	
10/9/2012	<0.005	
4/11/2013	<0.005	
10/16/2013	<0.005	
4/10/2014	<0.005	
9/30/2014	<0.005	
3/30/2015	<0.005	
10/13/2015	<0.005	
3/23/2016	<0.005	
5/19/2016	<0.005	
7/29/2016	<0.005	
9/22/2016	<0.005	
11/10/2016	<0.005	
1/31/2017	<0.005	
4/3/2017	<0.005	
6/9/2017	<0.005	
10/2/2017	<0.005	
3/16/2018	<0.005	
9/14/2018	<0.005	
3/19/2019	<0.005	
9/13/2019	<0.005	
3/11/2020	<0.005	
9/15/2020	<0.005	
3/16/2021	0.0021 (J)	
8/9/2021	<0.005	
2/1/2022	<0.005	
8/16/2022	<0.005	
2/16/2023	<0.005	
7/27/2023	<0.005	
2/26/2024		<0.005
8/6/2024		<0.005
2/27/2025		<0.005
9/2/2025		<0.005

ND substitution: RL or RL/2 if <15% NDs.

Mann-Whitney (Wilcoxon Rank Sum)

Constituent: Selenium (mg/L) Analysis Run 4/27/2026 2:27 PM View: Appendix I Mann-Whitney

Plant Bowen Client: Southern Company Data: Bowen 1, 2, 9, & 10

	GWA-43	GWA-43
3/11/2016	0.00236 (J)	
5/13/2016	<0.005	
7/19/2016	<0.005	
9/16/2016	<0.005	
11/2/2016	<0.005	
1/18/2017	<0.005	
3/28/2017	<0.005	
6/6/2017	<0.005	
9/22/2017	<0.005	
3/14/2018	<0.005	
9/12/2018	<0.005	
3/13/2019	<0.005	
9/11/2019	<0.005	
3/9/2020	<0.005	
9/11/2020	<0.005	
3/11/2021	<0.005	
8/6/2021	<0.005	
1/31/2022	<0.005	
8/11/2022	<0.005	
2/14/2023	<0.005	
7/25/2023	<0.005	
2/20/2024		<0.005
8/2/2024		<0.005
2/25/2025		<0.005
8/28/2025		<0.005

ND substitution: RL or RL/2 if <15% NDs.

Mann-Whitney (Wilcoxon Rank Sum)

Constituent: Selenium (mg/L) Analysis Run 4/27/2026 2:27 PM View: Appendix I Mann-Whitney

Plant Bowen Client: Southern Company Data: Bowen 1, 2, 9, & 10

	GWC-5	GWC-5
8/23/2007	<0.005	
10/25/2007	<0.005	
11/19/2007	<0.005	
1/23/2008	<0.005	
3/11/2008	<0.005	
5/12/2008	<0.005	
12/11/2008	<0.005	
4/15/2009	<0.005	
10/9/2009	0.015 (O)	
5/4/2010	<0.005	
10/12/2010	<0.005	
4/28/2011	<0.005	
10/19/2011	<0.005	
5/2/2012	<0.005	
10/9/2012	0.0054	
4/11/2013	0.0072	
10/16/2013	<0.005	
4/23/2014	0.0067	
10/3/2014	<0.005	
3/31/2015	<0.005	
10/12/2015	<0.005	
3/28/2016	<0.005	
5/25/2016	<0.005	
8/1/2016	<0.005	
9/27/2016	<0.005	
11/11/2016	<0.005	
1/31/2017	<0.005	
4/3/2017	<0.005	
6/12/2017	<0.005	
10/3/2017	<0.005	
3/19/2018	<0.005	
9/17/2018	<0.005	
3/20/2019	<0.005	
9/16/2019	<0.005	
3/16/2020	<0.005	
9/16/2020	<0.005	
3/17/2021	0.0019 (J)	
8/9/2021	<0.005	
2/2/2022	<0.005	
8/16/2022	<0.005	
2/20/2023	<0.005	
7/28/2023	<0.005	
2/26/2024		<0.005
8/8/2024		<0.005
2/27/2025		<0.005
9/3/2025		<0.005

ND substitution: RL or RL/2 if <15% NDs.

Mann-Whitney (Wilcoxon Rank Sum)

Constituent: Selenium (mg/L) Analysis Run 4/27/2026 2:27 PM View: Appendix I Mann-Whitney

Plant Bowen Client: Southern Company Data: Bowen 1, 2, 9, & 10

	GWC-6RZ	GWC-6RZ
5/26/2015	<0.005	
6/18/2015	<0.005	
7/2/2015	<0.005	
10/9/2015	<0.005	
3/29/2016	<0.005	
5/24/2016	<0.005	
8/1/2016	<0.005	
9/26/2016	<0.005	
11/14/2016	<0.005	
2/1/2017	<0.005	
4/6/2017	<0.005	
6/13/2017	<0.005	
10/3/2017	<0.005	
3/20/2018	<0.005	
9/17/2018	<0.005	
3/21/2019	<0.005	
9/16/2019	<0.005	
3/12/2020	<0.005	
9/16/2020	<0.005	
3/17/2021	0.0038 (J)	
8/10/2021	<0.005	
2/2/2022	<0.005	
8/17/2022	<0.005	
2/17/2023	<0.005	
7/28/2023	<0.005	
2/26/2024		<0.005
8/8/2024		<0.005
2/27/2025		<0.005
9/2/2025		<0.005

ND substitution: RL or RL/2 if <15% NDs.

Mann-Whitney (Wilcoxon Rank Sum)

Constituent: Selenium (mg/L) Analysis Run 4/27/2026 2:27 PM View: Appendix I Mann-Whitney

Plant Bowen Client: Southern Company Data: Bowen 1, 2, 9, & 10

	GWC-8Z	GWC-8Z
8/22/2007	<0.005	
11/1/2007	<0.005	
11/20/2007	<0.005	
1/23/2008	<0.005	
3/10/2008	<0.005	
5/12/2008	<0.005	
12/12/2008	<0.005	
4/22/2009	<0.005	
10/8/2009	<0.005	
4/28/2010	<0.005	
10/7/2010	<0.005	
4/20/2011	<0.005	
10/12/2011	<0.005	
4/30/2012	<0.005	
10/3/2012	<0.005	
4/9/2013	<0.005	
10/9/2013	<0.005	
4/9/2014	<0.005	
10/2/2014	<0.005	
4/2/2015	<0.005	
5/26/2015	<0.005	
6/18/2015	<0.005	
7/2/2015	<0.005	
10/8/2015	<0.005	
3/22/2016	<0.005	
5/25/2016	<0.005	
8/2/2016	<0.005	
9/26/2016	<0.005	
11/21/2016	<0.005	
2/3/2017	<0.005	
4/7/2017	<0.005	
6/13/2017	<0.005	
10/3/2017	<0.005	
3/20/2018	<0.005	
9/18/2018	<0.005	
5/6/2019	<0.005	
9/16/2019	<0.005	
3/16/2020	<0.005	
9/17/2020	<0.005	
3/18/2021	0.0089	
8/10/2021	<0.005	
2/2/2022	<0.005	
8/17/2022	<0.005	
2/20/2023	<0.005	
7/31/2023	<0.005	
2/26/2024		<0.005
8/12/2024		<0.005
2/28/2025		<0.005
9/3/2025		<0.005

ND substitution: RL or RL/2 if <15% NDs.

Mann-Whitney (Wilcoxon Rank Sum)

Constituent: Selenium (mg/L) Analysis Run 4/27/2026 2:27 PM View: Appendix I Mann-Whitney

Plant Bowen Client: Southern Company Data: Bowen 1, 2, 9, & 10

	GWC-9	GWC-9
8/23/2007	<0.005	
11/1/2007	<0.005	
11/19/2007	<0.005	
1/15/2008	<0.005	
3/6/2008	<0.005	
5/13/2008	<0.005	
12/12/2008	<0.005	
4/16/2009	<0.005	
10/13/2009	<0.005	
4/21/2010	<0.005	
9/29/2010	<0.005	
4/13/2011	<0.005	
10/5/2011	<0.005	
4/4/2012	<0.005	
10/8/2012	<0.005	
4/8/2013	<0.005	
10/9/2013	<0.005	
4/9/2014	<0.005	
9/30/2014	<0.005	
4/2/2015	<0.005	
10/10/2015	<0.005	
3/30/2016	0.00388 (J)	
5/26/2016	<0.005	
8/5/2016	<0.005	
9/28/2016	<0.005	
11/21/2016	<0.005	
2/6/2017	<0.005	
4/6/2017	<0.005	
6/13/2017	<0.005	
10/3/2017	<0.005	
3/20/2018	<0.005	
9/18/2018	<0.005	
3/21/2019	<0.005	
9/16/2019	<0.005	
3/12/2020	<0.005	
9/17/2020	<0.005	
3/18/2021	<0.005	
8/10/2021	<0.005	
2/2/2022	<0.005	
8/17/2022	<0.005	
2/21/2023	<0.005	
7/31/2023	<0.005	
2/27/2024		<0.005
8/12/2024		<0.005
2/28/2025		0.0013 (J)
9/3/2025		<0.005

ND substitution: RL or RL/2 if <15% NDs.

Mann-Whitney (Wilcoxon Rank Sum)

Constituent: Selenium (mg/L) Analysis Run 4/27/2026 2:27 PM View: Appendix I Mann-Whitney

Plant Bowen Client: Southern Company Data: Bowen 1, 2, 9, & 10

	GWC-13	GWC-13
8/21/2007	<0.005	
11/1/2007	<0.005	
11/19/2007	<0.005	
1/31/2008	<0.005	
3/5/2008	<0.005	
5/12/2008	<0.005	
12/13/2008	<0.005	
4/28/2009	<0.005	
10/21/2009	<0.005	
4/28/2010	<0.005	
10/5/2010	<0.005	
4/19/2011	<0.005	
10/18/2011	<0.005	
4/25/2012	<0.005	
10/2/2012	<0.005	
4/2/2013	<0.005	
10/8/2013	<0.005	
4/1/2014	<0.005	
10/1/2014	<0.005	
4/1/2015	<0.005	
10/15/2015	0.0055	
4/4/2016	0.00286 (J)	
5/31/2016	0.00303 (J)	
8/4/2016	0.005 (J)	
9/29/2016	0.0074 (J)	
11/28/2016	0.0073 (J)	
2/9/2017	0.0067 (J)	
4/12/2017	0.0048 (J)	
6/16/2017	0.007 (J)	
10/9/2017	0.0048 (J)	
3/21/2018	0.0021 (J)	
9/19/2018	0.0019 (J)	
3/23/2019	<0.005	
9/18/2019	0.0018 (J)	
3/13/2020	0.0019 (J)	
9/22/2020	<0.005	
3/18/2021	0.0021 (J)	
8/11/2021	<0.005	
2/17/2022	<0.005	
8/18/2022	<0.005	
2/22/2023	<0.005	
8/1/2023	<0.005	
2/27/2024		<0.005
8/12/2024		0.0014 (J)
3/3/2025		<0.005
9/3/2025		<0.005

ND substitution: RL or RL/2 if <15% NDs.

Mann-Whitney (Wilcoxon Rank Sum)

Constituent: Selenium (mg/L) Analysis Run 4/27/2026 2:27 PM View: Appendix I Mann-Whitney

Plant Bowen Client: Southern Company Data: Bowen 1, 2, 9, & 10

	GWC-13RZ	GWC-13RZ
8/21/2007	<0.005	
11/1/2007	<0.005	
11/19/2007	<0.005	
1/31/2008	<0.005	
3/5/2008	<0.005	
5/7/2008	<0.005	
12/12/2008	<0.005	
4/29/2009	<0.005	
10/21/2009	<0.005	
4/28/2010	<0.005	
10/6/2010	<0.005	
4/20/2011	<0.005	
10/12/2011	<0.005	
4/25/2012	<0.005	
10/2/2012	<0.005	
4/2/2013	<0.005	
10/8/2013	<0.005	
4/1/2014	<0.005	
10/1/2014	<0.005	
3/31/2015	<0.005	
10/14/2015	<0.005	
4/4/2016	<0.005	
6/1/2016	<0.005	
2/22/2017	0.0014 (J)	
4/11/2017	0.0024 (J)	
6/16/2017	<0.005	
7/12/2017	0.0019 (J)	
7/28/2017	<0.005	
8/10/2017	0.0019 (J)	
10/6/2017	<0.005	
3/23/2018	<0.005	
9/20/2018	<0.005	
3/22/2019	<0.005	
9/19/2019	<0.005	
3/17/2020	<0.005	
9/22/2020	<0.005	
3/19/2021	<0.005	
8/12/2021	<0.005	
2/4/2022	<0.005	
8/19/2022	<0.005	
2/22/2023	<0.005	
8/2/2023	<0.005	
2/28/2024		<0.005
8/13/2024		0.001 (J)
3/4/2025		<0.005
9/4/2025		<0.005

ND substitution: RL or RL/2 if <15% NDs.

Mann-Whitney (Wilcoxon Rank Sum)

Constituent: Selenium (mg/L) Analysis Run 4/27/2026 2:27 PM View: Appendix I Mann-Whitney

Plant Bowen Client: Southern Company Data: Bowen 1, 2, 9, & 10

	GWC-14Z	GWC-14Z
8/24/2007	<0.005	
11/2/2007	<0.005	
11/17/2007	<0.005	
1/15/2008	<0.005	
3/5/2008	<0.005	
5/7/2008	<0.005	
12/2/2008	<0.005	
4/16/2009	<0.005	
10/20/2009	<0.005	
4/20/2010	<0.005	
9/29/2010	<0.005	
4/12/2011	<0.005	
10/4/2011	<0.005	
4/4/2012	<0.005	
10/10/2012	<0.005	
4/15/2013	<0.005	
10/22/2013	<0.005	
4/21/2014	<0.005	
9/30/2014	<0.005	
4/3/2015	<0.005	
10/7/2015	<0.005	
4/5/2016	<0.005	
6/1/2016	<0.005	
8/9/2016	<0.005	
11/28/2016	<0.005	
2/9/2017	<0.005	
4/11/2017	<0.005	
6/14/2017	<0.005	
7/12/2017	<0.005	
10/5/2017	<0.005	
3/22/2018	<0.005	
9/19/2018	<0.005	
3/22/2019	<0.005	
9/17/2019	<0.005	
3/13/2020	0.0016 (J)	
9/21/2020	<0.005	
3/18/2021	0.0016 (J)	
8/11/2021	<0.005	
2/4/2022	<0.005	
8/18/2022	<0.005	
2/22/2023	<0.005	
8/1/2023	<0.005	
2/28/2024		<0.005
8/13/2024		<0.005
3/3/2025		<0.005
9/4/2025		<0.005

ND substitution: RL or RL/2 if <15% NDs.

Mann-Whitney (Wilcoxon Rank Sum)

Constituent: Selenium (mg/L) Analysis Run 4/27/2026 2:27 PM View: Appendix I Mann-Whitney

Plant Bowen Client: Southern Company Data: Bowen 1, 2, 9, & 10

	GWC-15R	GWC-15R
8/23/2007	<0.005	
11/2/2007	<0.005	
11/17/2007	<0.005	
1/15/2008	<0.005	
3/6/2008	<0.005	
5/7/2008	<0.005	
12/2/2008	<0.005	
4/28/2009	<0.005	
10/19/2009	<0.005	
4/27/2010	<0.005	
10/4/2010	<0.005	
4/18/2011	<0.005	
10/12/2011	<0.005	
4/23/2012	<0.005	
10/10/2012	<0.005	
4/15/2013	<0.005	
10/22/2013	<0.005	
4/21/2014	<0.005	
9/30/2014	<0.005	
4/3/2015	<0.005	
10/7/2015	<0.005	
4/5/2016	<0.005	
5/31/2016	<0.005	
8/4/2016	<0.005	
9/29/2016	<0.005	
11/23/2016	0.0016 (J)	
2/10/2017	<0.005	
4/12/2017	<0.005	
6/15/2017	<0.005	
10/6/2017	<0.005	
3/23/2018	<0.005	
9/19/2018	<0.005	
3/25/2019	<0.005	
9/17/2019	<0.005	
3/13/2020	<0.005	
9/21/2020	<0.005	
3/18/2021	<0.005	
8/11/2021	<0.005	
2/4/2022	<0.005	
8/19/2022	<0.005	
2/22/2023	<0.005	
8/2/2023	<0.005	
2/28/2024		<0.005
8/13/2024		<0.005
3/3/2025		<0.005
9/4/2025		<0.005

ND substitution: RL or RL/2 if <15% NDs.

Mann-Whitney (Wilcoxon Rank Sum)

Constituent: Selenium (mg/L) Analysis Run 4/27/2026 2:27 PM View: Appendix I Mann-Whitney

Plant Bowen Client: Southern Company Data: Bowen 1, 2, 9, & 10

	GWC-44	GWC-44
3/16/2016	0.00622 (J)	
5/16/2016	0.0021 (J)	
7/25/2016	<0.005	
9/19/2016	<0.005	
11/3/2016	<0.005	
1/19/2017	<0.005	
3/28/2017	0.0033 (J)	
6/5/2017	0.0068 (J)	
9/26/2017	0.0037 (J)	
3/15/2018	0.0031 (J)	
9/12/2018	<0.005	
3/14/2019	0.0042 (J)	
9/11/2019	0.0021 (J)	
3/10/2020	0.0063 (J)	
9/15/2020	<0.005	
3/11/2021	<0.005	
8/4/2021	0.0036 (J)	
1/31/2022	0.0018 (J)	
8/15/2022	<0.005	
2/14/2023	<0.005	
7/26/2023	<0.005	
2/20/2024		<0.005
8/6/2024		<0.005
2/26/2025		0.0026 (J)
8/28/2025		<0.005

ND substitution: RL or RL/2 if <15% NDs.

Mann-Whitney (Wilcoxon Rank Sum)

Constituent: Selenium (mg/L) Analysis Run 4/27/2026 2:27 PM View: Appendix I Mann-Whitney

Plant Bowen Client: Southern Company Data: Bowen 1, 2, 9, & 10

	GWC-46R	GWC-46R
3/10/2016	<0.005	
5/17/2016	<0.005	
7/26/2016	0.0009 (J)	
9/20/2016	<0.005	
11/4/2016	<0.005	
1/20/2017	<0.005	
3/28/2017	<0.005	
6/7/2017	<0.005	
9/29/2017	<0.005	
3/15/2018	<0.005	
9/13/2018	<0.005	
3/18/2019	<0.005	
9/11/2019	<0.005	
3/10/2020	<0.005	
9/14/2020	<0.005	
3/11/2021	<0.005	
8/5/2021	<0.005	
1/31/2022	<0.005	
8/15/2022	<0.005	
2/14/2023	<0.005	
7/26/2023	<0.005	
2/21/2024		<0.005
8/5/2024		<0.005
2/26/2025		<0.005
8/29/2025		<0.005
9/24/2025		<0.005

ND substitution: RL or RL/2 if <15% NDs.

Mann-Whitney (Wilcoxon Rank Sum)

Constituent: Selenium (mg/L) Analysis Run 4/27/2026 2:27 PM View: Appendix I Mann-Whitney

Plant Bowen Client: Southern Company Data: Bowen 1, 2, 9, & 10

	GWC-48	GWC-48
3/10/2016	<0.005	
5/17/2016	<0.005	
7/27/2016	0.0009 (J)	
9/20/2016	<0.005	
11/4/2016	<0.005	
1/23/2017	<0.005	
3/28/2017	<0.005	
6/8/2017	<0.005	
9/29/2017	<0.005	
3/15/2018	<0.005	
9/13/2018	<0.005	
3/15/2019	<0.005	
9/11/2019	<0.005	
3/9/2020	<0.005	
9/14/2020	<0.005	
3/11/2021	<0.005	
8/4/2021	<0.005	
1/31/2022	<0.005	
8/15/2022	<0.005	
2/15/2023	<0.005	
7/26/2023	0.0016 (J)	
2/21/2024		0.0011 (J)
8/5/2024		0.0013 (J)
2/26/2025		0.0069
5/1/2025		0.006
8/29/2025		0.0035 (J)

ND substitution: RL or RL/2 if <15% NDs.

Mann-Whitney (Wilcoxon Rank Sum)

Constituent: Silver (mg/L) Analysis Run 4/27/2026 2:27 PM View: Appendix I Mann-Whitney

Plant Bowen Client: Southern Company Data: Bowen 1, 2, 9, & 10

	GWA-50	GWA-50
12/12/2008	<0.005	
4/23/2009	<0.005	
10/6/2009	<0.005	
4/27/2010	<0.005	
9/30/2010	<0.005	
4/14/2011	<0.005	
10/5/2011	<0.005	
4/11/2012	<0.005	
10/2/2012	<0.005	
4/9/2013	<0.005	
10/15/2013	<0.005	
4/10/2014	0.00075 (J)	
10/1/2014	<0.005	
3/30/2015	<0.005	
10/11/2015	<0.005	
3/28/2016	<0.005	
8/1/2016	0.0004 (J)	
4/7/2017	0.0005 (J)	
10/2/2017	0.0006 (J)	
3/16/2018	<0.005	
9/17/2018	<0.005	
3/19/2019	<0.005	
9/13/2019	0.00045 (J)	
3/11/2020	0.00039 (J)	
9/16/2020	0.00042 (J)	
3/17/2021	0.00044 (J)	
8/9/2021	<0.005	
2/1/2022	<0.005	
8/16/2022	<0.005	
2/16/2023	<0.005	
7/28/2023	0.00044 (J)	
2/22/2024		0.00052 (J)
8/8/2024		0.00056 (J)
2/27/2025		0.00061 (J)
9/2/2025		0.00048 (J)

ND substitution: RL or RL/2 if <15% NDs.

Mann-Whitney (Wilcoxon Rank Sum)

Constituent: Silver (mg/L) Analysis Run 4/27/2026 2:27 PM View: Appendix I Mann-Whitney

Plant Bowen Client: Southern Company Data: Bowen 1, 2, 9, & 10

	GWA-50R	GWA-50R
12/12/2008	<0.0025	
4/23/2009	<0.0025	
10/6/2009	0.0048	
5/3/2010	<0.0025	
10/11/2010	<0.0025	
4/27/2011	0.004	
10/19/2011	<0.0025	
5/1/2012	<0.0025	
10/2/2012	<0.0025	
4/10/2013	<0.0025	
10/16/2013	0.0034	
4/22/2014	0.0034	
10/1/2014	0.0012 (J)	
3/30/2015	0.003	
10/11/2015	0.0018 (J)	
3/28/2016	0.0022 (J)	
8/1/2016	0.0016 (J)	
4/3/2017	0.0022 (J)	
10/2/2017	0.0021 (J)	
3/16/2018	0.0023 (J)	
9/18/2018	0.0017 (J)	
3/19/2019	0.0017 (J)	
9/12/2019	0.0028 (J)	
3/11/2020	0.0013 (J)	
9/15/2020	0.0012 (J)	
3/17/2021	0.0026 (J)	
8/9/2021	0.0015 (J)	
2/2/2022	0.0012 (J)	
8/17/2022	0.0021 (J)	
2/16/2023	0.0011 (J)	
7/28/2023	0.00091 (J)	
2/22/2024		0.0013 (J)
8/8/2024		0.0011 (J)
2/28/2025		0.0016 (J)
9/2/2025		0.001

ND substitution: RL or RL/2 if <15% NDs.

Mann-Whitney (Wilcoxon Rank Sum)

Constituent: Silver (mg/L) Analysis Run 4/27/2026 2:27 PM View: Appendix I Mann-Whitney

Plant Bowen Client: Southern Company Data: Bowen 1, 2, 9, & 10

	GWC-12	GWC-12
8/21/2007	<0.001	
11/1/2007	<0.001	
11/19/2007	<0.001	
1/16/2008	<0.001	
3/5/2008	0.0046	
5/13/2008	<0.001	
12/13/2008	<0.001	
4/16/2009	<0.001	
10/21/2009	<0.001	
4/27/2010	<0.001	
10/5/2010	<0.001	
4/19/2011	<0.001	
10/12/2011	<0.001	
4/24/2012	<0.001	
10/2/2012	<0.001	
4/2/2013	<0.001	
10/9/2013	<0.001	
4/1/2014	<0.001	
10/2/2014	<0.001	
4/1/2015	<0.001	
10/14/2015	<0.001	
4/4/2016	<0.001	
8/3/2016	<0.001	
4/11/2017	<0.001	
10/4/2017	<0.001	
3/22/2018	<0.001	
9/18/2018	<0.001	
3/23/2019	<0.001	
9/17/2019	<0.001	
3/12/2020	<0.001	
9/21/2020	<0.001	
3/19/2021	<0.001	
8/11/2021	<0.001	
2/2/2022	<0.001	
8/18/2022	<0.001	
2/21/2023	<0.001	
8/1/2023	<0.001	
2/27/2024		<0.001
8/12/2024		<0.001
3/4/2025		<0.001
9/3/2025		<0.001

ND substitution: RL or RL/2 if <15% NDs.

Mann-Whitney (Wilcoxon Rank Sum)

Constituent: Silver (mg/L) Analysis Run 4/27/2026 2:27 PM View: Appendix I Mann-Whitney

Plant Bowen Client: Southern Company Data: Bowen 1, 2, 9, & 10

	GWC-13RZ	GWC-13RZ
8/21/2007	<0.001	
11/1/2007	<0.001	
11/19/2007	<0.001	
1/31/2008	<0.001	
3/5/2008	<0.001	
5/7/2008	<0.001	
12/12/2008	<0.001	
4/29/2009	0.0026	
10/21/2009	<0.001	
4/28/2010	<0.001	
10/6/2010	<0.001	
4/20/2011	<0.001	
10/12/2011	<0.001	
4/25/2012	<0.001	
10/2/2012	<0.001	
4/2/2013	<0.001	
10/8/2013	<0.001	
4/1/2014	<0.001	
10/1/2014	<0.001	
3/31/2015	<0.001	
10/14/2015	<0.001	
4/4/2016	<0.001	
4/11/2017	<0.001	
10/6/2017	<0.001	
3/23/2018	<0.001	
9/20/2018	<0.001	
3/22/2019	<0.001	
9/19/2019	<0.001	
3/17/2020	<0.001	
9/22/2020	<0.001	
3/19/2021	<0.001	
8/12/2021	<0.001	
2/4/2022	<0.001	
8/19/2022	<0.001	
2/22/2023	<0.001	
8/2/2023	<0.001	
2/28/2024		<0.001
8/13/2024		<0.001
3/4/2025		<0.001
9/4/2025		<0.001

ND substitution: RL or RL/2 if <15% NDs.

Mann-Whitney (Wilcoxon Rank Sum)

Constituent: Silver (mg/L) Analysis Run 4/27/2026 2:27 PM View: Appendix I Mann-Whitney

Plant Bowen Client: Southern Company Data: Bowen 1, 2, 9, & 10

	GWC-45	GWC-45
8/24/2007	<0.001	
10/23/2007	<0.001	
11/18/2007	<0.001	
1/15/2008	<0.001	
3/5/2008	<0.001	
5/14/2008	<0.001	
12/2/2008	<0.001	
4/28/2009	0.0025	
10/20/2009	<0.001	
4/20/2010	<0.001	
9/28/2010	<0.001	
4/12/2011	<0.001	
10/4/2011	<0.001	
4/3/2012	<0.001	
10/15/2012	<0.001	
4/16/2013	<0.001	
10/22/2013	<0.001	
4/23/2014	<0.001	
10/1/2014	<0.001	
4/3/2015	<0.001	
10/7/2015	<0.001	
3/16/2016	<0.001	
5/16/2016	<0.001	
7/25/2016	<0.001	
9/19/2016	<0.001	
11/4/2016	<0.001	
1/23/2017	<0.001	
3/29/2017	<0.001	
9/27/2017	<0.001	
3/15/2018	<0.001	
9/13/2018	<0.001	
3/14/2019	<0.001	
9/11/2019	<0.001	
3/10/2020	<0.001	
9/11/2020	<0.001	
3/11/2021	<0.001	
8/6/2021	<0.001	
2/1/2022	<0.001	
8/12/2022	<0.001	
2/15/2023	<0.001	
7/26/2023	<0.001	
2/20/2024		<0.001
8/5/2024		<0.001
2/26/2025		<0.001
9/2/2025		<0.001

ND substitution: RL or RL/2 if <15% NDs.

Mann-Whitney (Wilcoxon Rank Sum)

Constituent: Silver (mg/L) Analysis Run 4/27/2026 2:27 PM View: Appendix I Mann-Whitney

Plant Bowen Client: Southern Company Data: Bowen 1, 2, 9, & 10

	GWC-45R	GWC-45R
8/24/2007	<0.001	
10/23/2007	<0.001	
11/18/2007	<0.001	
1/15/2008	<0.001	
3/5/2008	<0.001	
5/12/2008	<0.001	
12/2/2008	<0.001	
4/28/2009	0.0028	
10/13/2009	<0.001	
4/21/2010	<0.001	
10/4/2010	<0.001	
4/18/2011	<0.001	
10/5/2011	<0.001	
5/3/2012	<0.001	
10/15/2012	<0.001	
4/16/2013	<0.001	
10/22/2013	<0.001	
4/23/2014	<0.001	
10/1/2014	<0.001	
4/3/2015	<0.001	
10/9/2015	<0.001	
3/16/2016	<0.001	
5/16/2016	<0.001	
7/25/2016	<0.001	
9/19/2016	<0.001	
11/3/2016	<0.001	
1/20/2017	<0.001	
3/29/2017	<0.001	
9/27/2017	<0.001	
3/15/2018	<0.001	
9/13/2018	<0.001	
3/14/2019	<0.001	
9/11/2019	<0.001	
3/10/2020	<0.001	
9/11/2020	<0.001	
3/11/2021	<0.001	
8/6/2021	<0.001	
2/1/2022	<0.001	
8/12/2022	<0.001	
2/15/2023	<0.001	
7/26/2023	<0.001	
2/20/2024		<0.001
8/5/2024		<0.001
2/26/2025		<0.001
9/2/2025		<0.001

ND substitution: RL or RL/2 if <15% NDs.

Mann-Whitney (Wilcoxon Rank Sum)

Constituent: Vanadium (mg/L) Analysis Run 4/27/2026 2:27 PM View: Appendix I Mann-Whitney

Plant Bowen Client: Southern Company Data: Bowen 1, 2, 9, & 10

	GWA-1	GWA-1
8/23/2007	<0.005	
10/23/2007	<0.005	
11/18/2007	<0.005	
1/30/2008	<0.005	
3/10/2008	<0.005	
5/13/2008	<0.005	
12/5/2008	<0.005	
4/15/2009	<0.005	
10/7/2009	0.0099	
5/3/2010	<0.005	
10/12/2010	<0.005	
4/27/2011	<0.005	
10/17/2011	<0.005	
5/2/2012	<0.005	
10/8/2012	<0.005	
4/12/2013	<0.005	
10/16/2013	<0.005	
4/11/2014	<0.005	
9/30/2014	<0.005	
3/30/2015	0.0067	
10/13/2015	<0.005	
3/22/2016	0.00214 (J)	
7/29/2016	<0.005	
3/30/2017	<0.005	
10/2/2017	<0.005	
3/16/2018	<0.005	
9/17/2018	<0.005	
3/20/2019	<0.005	
9/12/2019	<0.005	
3/11/2020	<0.005	
9/15/2020	<0.005	
3/16/2021	<0.005	
8/9/2021	<0.005	
2/1/2022	<0.005	
8/16/2022	<0.005	
2/16/2023	<0.005	
7/27/2023	<0.005	
2/22/2024		<0.005
8/7/2024		<0.005
2/27/2025		<0.005
9/2/2025		<0.005

ND substitution: RL or RL/2 if <15% NDs.

Mann-Whitney (Wilcoxon Rank Sum)

Constituent: Vanadium (mg/L) Analysis Run 4/27/2026 2:27 PM View: Appendix I Mann-Whitney

Plant Bowen Client: Southern Company Data: Bowen 1, 2, 9, & 10

	GWA-2	GWA-2
8/23/2007	<0.005	
10/24/2007	<0.005	
11/18/2007	0.0051	
1/31/2008	<0.005	
3/11/2008	0.0032	
5/6/2008	<0.005	
12/4/2008	0.016 (O)	
4/21/2009	0.005	
10/7/2009	<0.005	
4/26/2010	<0.005	
10/4/2010	0.0025	
4/13/2011	<0.005	
10/5/2011	<0.005	
4/11/2012	<0.005	
10/9/2012	<0.005	
4/15/2013	<0.005	
10/15/2013	<0.005	
4/22/2014	<0.005	
9/30/2014	<0.005	
3/30/2015	0.0016 (J)	
10/13/2015	<0.005	
3/23/2016	<0.005	
7/29/2016	<0.005	
3/30/2017	<0.005	
10/2/2017	<0.005	
3/19/2018	<0.005	
9/14/2018	<0.005	
3/20/2019	<0.005	
9/12/2019	<0.005	
3/11/2020	<0.005	
9/15/2020	<0.005	
3/17/2021	<0.005	
8/9/2021	<0.005	
2/1/2022	<0.005	
8/16/2022	<0.005	
2/16/2023	<0.005	
7/27/2023	<0.005	
2/22/2024		<0.005
8/7/2024		<0.005
2/27/2025		<0.005
9/2/2025		<0.005

ND substitution: RL or RL/2 if <15% NDs.

Mann-Whitney (Wilcoxon Rank Sum)

Constituent: Vanadium (mg/L) Analysis Run 4/27/2026 2:27 PM View: Appendix I Mann-Whitney

Plant Bowen Client: Southern Company Data: Bowen 1, 2, 9, & 10

	GWA-2R	GWA-2R
8/23/2007	<0.005	
10/24/2007	<0.005	
11/18/2007	<0.005	
1/31/2008	0.0078	
3/10/2008	<0.005	
5/13/2008	<0.005	
12/4/2008	<0.005	
4/21/2009	0.0036	
10/8/2009	<0.005	
4/21/2010	<0.005	
9/28/2010	<0.005	
4/12/2011	<0.005	
10/4/2011	<0.005	
4/3/2012	<0.005	
10/9/2012	<0.005	
4/11/2013	<0.005	
10/16/2013	<0.005	
4/10/2014	0.0012 (J)	
9/30/2014	<0.005	
3/30/2015	<0.005	
10/13/2015	<0.005	
3/23/2016	<0.005	
7/29/2016	<0.005	
4/3/2017	<0.005	
10/2/2017	<0.005	
3/16/2018	<0.005	
9/14/2018	<0.005	
3/19/2019	<0.005	
9/13/2019	0.001 (J)	
3/11/2020	0.00084 (J)	
9/15/2020	<0.005	
3/16/2021	<0.005	
8/9/2021	<0.005	
2/1/2022	<0.005	
8/16/2022	<0.005	
2/16/2023	<0.005	
7/27/2023	<0.005	
2/26/2024		<0.005
8/6/2024		0.0015 (J)
2/27/2025		<0.005
9/2/2025		<0.005

ND substitution: RL or RL/2 if <15% NDs.

Mann-Whitney (Wilcoxon Rank Sum)

Constituent: Vanadium (mg/L) Analysis Run 4/27/2026 2:27 PM View: Appendix I Mann-Whitney

Plant Bowen Client: Southern Company Data: Bowen 1, 2, 9, & 10

	GWA-3A	GWA-3A
8/23/2007	<0.005	
11/2/2007	<0.005	
11/18/2007	0.0046	
1/31/2008	<0.005	
3/11/2008	<0.005	
5/14/2008	<0.005	
12/5/2008	<0.005	
4/15/2009	<0.005	
10/8/2009	<0.005	
4/28/2010	<0.005	
10/6/2010	<0.005	
4/21/2011	<0.005	
10/13/2011	<0.005	
5/1/2012	<0.005	
10/9/2012	<0.005	
4/11/2013	<0.005	
10/16/2013	<0.005	
4/23/2014	<0.005	
10/4/2014	<0.005	
3/31/2015	0.0023 (J)	
10/12/2015	<0.005	
3/23/2016	<0.005	
7/29/2016	<0.005	
3/30/2017	<0.005	
10/4/2017	<0.005	
3/19/2018	<0.005	
9/17/2018	<0.005	
3/20/2019	<0.005	
9/13/2019	<0.005	
3/11/2020	<0.005	
3/29/2021	<0.005	
8/9/2021	<0.005	
2/2/2022	<0.005	
8/16/2022	<0.005	
2/17/2023	<0.005	
8/1/2023	<0.005	
2/22/2024		<0.005
8/8/2024		<0.005
2/26/2025		<0.005
9/2/2025		<0.005

ND substitution: RL or RL/2 if <15% NDs.

Mann-Whitney (Wilcoxon Rank Sum)

Constituent: Vanadium (mg/L) Analysis Run 4/27/2026 2:27 PM View: Appendix I Mann-Whitney

Plant Bowen Client: Southern Company Data: Bowen 1, 2, 9, & 10

	GWA-4RZ	GWA-4RZ
5/20/2009	0.0052	
10/19/2009	<0.005	
4/27/2010	<0.005	
10/4/2010	0.01	
4/14/2011	<0.005	
10/5/2011	<0.005	
4/11/2012	<0.005	
10/2/2012	0.0053	
4/11/2013	<0.005	
10/21/2013	<0.005	
4/23/2014	<0.005	
10/4/2014	0.0089	
3/31/2015	0.0025 (J)	
10/11/2015	0.0019 (J)	
4/7/2017	<0.005	
10/3/2017	<0.005	
3/21/2018	<0.005	
9/18/2018	<0.005	
3/21/2019	<0.005	
9/13/2019	0.00084 (J)	
3/12/2020	<0.005	
9/17/2020	<0.005	
3/16/2021	<0.005	
8/10/2021	<0.005	
2/3/2022	<0.005	
8/17/2022	<0.005	
2/17/2023	<0.005	
7/28/2023	<0.005	
2/27/2024		<0.005
8/8/2024		<0.005
2/28/2025		<0.005
9/3/2025		<0.005

ND substitution: RL or RL/2 if <15% NDs.

Mann-Whitney (Wilcoxon Rank Sum)

Constituent: Vanadium (mg/L) Analysis Run 4/27/2026 2:27 PM View: Appendix I Mann-Whitney

Plant Bowen Client: Southern Company Data: Bowen 1, 2, 9, & 10

	GWA-39RZ	GWA-39RZ
2/21/2017	<0.005	
3/27/2017	<0.005	
9/29/2017	<0.005	
3/16/2018	<0.005	
9/14/2018	<0.005	
3/14/2019	<0.005	
9/11/2019	0.00086 (J)	
3/9/2020	<0.005	
9/16/2020	<0.005	
3/16/2021	<0.005	
8/6/2021	<0.005	
2/2/2022	<0.005	
8/16/2022	<0.005	
2/14/2023	<0.005	
7/25/2023	<0.005	
2/19/2024		0.001 (J)
8/1/2024		<0.005
2/26/2025		<0.005
8/28/2025		<0.005

ND substitution: RL or RL/2 if <15% NDs.

Mann-Whitney (Wilcoxon Rank Sum)

Constituent: Vanadium (mg/L) Analysis Run 4/27/2026 2:27 PM View: Appendix I Mann-Whitney

Plant Bowen Client: Southern Company Data: Bowen 1, 2, 9, & 10

	GWA-41R	GWA-41R
3/15/2016	<0.005	
5/13/2016	<0.005	
7/21/2016	<0.005	
9/21/2016	<0.005	
11/3/2016	<0.005	
1/17/2017	<0.005	
3/27/2017	<0.005	
9/25/2017	<0.005	
3/14/2018	<0.005	
9/12/2018	<0.005	
3/14/2019	<0.005	
9/10/2019	<0.005	
3/9/2020	<0.005	
9/10/2020	<0.005	
3/10/2021	<0.005	
8/4/2021	<0.005	
1/31/2022	<0.005	
8/11/2022	<0.005	
2/13/2023	<0.005	
7/25/2023	<0.005	
2/19/2024		0.001 (J)
8/1/2024		<0.005
2/25/2025		<0.005
8/27/2025		<0.005

ND substitution: RL or RL/2 if <15% NDs.

Mann-Whitney (Wilcoxon Rank Sum)

Constituent: Vanadium (mg/L) Analysis Run 4/27/2026 2:27 PM View: Appendix I Mann-Whitney

Plant Bowen Client: Southern Company Data: Bowen 1, 2, 9, & 10

	GWA-42	GWA-42
3/11/2016	<0.005	
5/16/2016	<0.005	
7/22/2016	<0.005	
9/19/2016	<0.005	
11/3/2016	<0.005	
1/17/2017	<0.005	
3/27/2017	<0.005	
9/26/2017	<0.005	
3/14/2018	<0.005	
9/14/2018	<0.005	
3/14/2019	<0.005	
9/10/2019	<0.005	
3/6/2020	<0.005	
9/10/2020	<0.005	
3/11/2021	<0.005	
8/4/2021	<0.005	
1/31/2022	<0.005	
8/10/2022	<0.005	
2/13/2023	<0.005	
7/26/2023	<0.005	
2/20/2024		0.0015 (J)
8/1/2024		<0.005
2/25/2025		<0.005
8/28/2025		<0.005

ND substitution: RL or RL/2 if <15% NDs.

Mann-Whitney (Wilcoxon Rank Sum)

Constituent: Vanadium (mg/L) Analysis Run 4/27/2026 2:27 PM View: Appendix I Mann-Whitney

Plant Bowen Client: Southern Company Data: Bowen 1, 2, 9, & 10

	GWA-43	GWA-43
3/11/2016	0.00204 (J)	
5/13/2016	<0.005	
7/19/2016	<0.005	
9/16/2016	<0.005	
11/2/2016	<0.005	
1/18/2017	<0.005	
3/28/2017	<0.005	
9/22/2017	<0.005	
3/14/2018	<0.005	
9/12/2018	<0.005	
3/13/2019	<0.005	
9/11/2019	<0.005	
3/9/2020	<0.005	
9/11/2020	<0.005	
3/11/2021	<0.005	
8/6/2021	<0.005	
1/31/2022	<0.005	
8/11/2022	<0.005	
2/14/2023	<0.005	
7/25/2023	<0.005	
2/20/2024		0.0017 (J)
8/2/2024		<0.005
2/25/2025		<0.005
8/28/2025		<0.005

ND substitution: RL or RL/2 if <15% NDs.

Mann-Whitney (Wilcoxon Rank Sum)

Constituent: Vanadium (mg/L) Analysis Run 4/27/2026 2:27 PM View: Appendix I Mann-Whitney

Plant Bowen Client: Southern Company Data: Bowen 1, 2, 9, & 10

	GWA-43R	GWA-43R
3/11/2016	0.00202 (J)	
5/13/2016	<0.005	
7/19/2016	<0.005	
9/16/2016	<0.005	
11/2/2016	<0.005	
1/18/2017	<0.005	
3/28/2017	<0.005	
9/22/2017	<0.005	
3/15/2018	<0.005	
9/12/2018	<0.005	
3/13/2019	<0.005	
9/11/2019	<0.005	
3/9/2020	0.00074 (J)	
9/14/2020	<0.005	
3/11/2021	<0.005	
8/5/2021	<0.005	
1/31/2022	<0.005	
8/10/2022	<0.005	
2/13/2023	<0.005	
7/25/2023	<0.005	
2/20/2024		0.0016 (J)
8/2/2024		<0.005
2/25/2025		<0.005
8/28/2025		<0.005

ND substitution: RL or RL/2 if <15% NDs.

Mann-Whitney (Wilcoxon Rank Sum)

Constituent: Vanadium (mg/L) Analysis Run 4/27/2026 2:27 PM View: Appendix I Mann-Whitney

Plant Bowen Client: Southern Company Data: Bowen 1, 2, 9, & 10

	GWA-50R	GWA-50R
12/12/2008	<0.005	
4/23/2009	0.0065	
10/6/2009	0.0026	
5/3/2010	0.0028	
10/11/2010	0.0035	
4/27/2011	0.0047	
10/19/2011	<0.005	
5/1/2012	<0.005	
10/2/2012	<0.005	
4/10/2013	<0.005	
10/16/2013	<0.005	
4/22/2014	0.0038 (J)	
10/1/2014	<0.005	
3/30/2015	0.0032 (J)	
10/11/2015	<0.005	
3/28/2016	<0.005	
8/1/2016	<0.005	
4/3/2017	<0.005	
10/2/2017	<0.005	
3/16/2018	<0.005	
9/18/2018	<0.005	
3/19/2019	<0.005	
9/12/2019	<0.005	
3/11/2020	<0.005	
9/15/2020	<0.005	
3/17/2021	<0.005	
8/9/2021	<0.005	
2/2/2022	<0.005	
8/17/2022	<0.005	
2/16/2023	<0.005	
7/28/2023	<0.005	
2/22/2024		<0.005
8/8/2024		<0.005
2/28/2025		<0.005
9/2/2025		<0.005

ND substitution: RL or RL/2 if <15% NDs.

Mann-Whitney (Wilcoxon Rank Sum)

Constituent: Vanadium (mg/L) Analysis Run 4/27/2026 2:27 PM View: Appendix I Mann-Whitney

Plant Bowen Client: Southern Company Data: Bowen 1, 2, 9, & 10

	GWC-5	GWC-5
8/23/2007	0.0032	
10/25/2007	<0.005	
11/19/2007	<0.005	
1/23/2008	0.0025	
3/11/2008	<0.005	
5/12/2008	<0.005	
12/11/2008	<0.005	
4/15/2009	<0.005	
10/9/2009	<0.005	
5/4/2010	<0.005	
10/12/2010	<0.005	
4/28/2011	<0.005	
10/19/2011	<0.005	
5/2/2012	<0.005	
10/9/2012	<0.005	
4/11/2013	<0.005	
10/16/2013	<0.005	
4/23/2014	<0.005	
10/3/2014	0.00097 (J)	
3/31/2015	0.00096 (J)	
10/12/2015	<0.005	
3/28/2016	<0.005	
8/1/2016	<0.005	
4/3/2017	<0.005	
10/3/2017	<0.005	
3/19/2018	<0.005	
9/17/2018	<0.005	
3/20/2019	<0.005	
9/16/2019	<0.005	
3/16/2020	<0.005	
9/16/2020	<0.005	
3/17/2021	<0.005	
8/9/2021	<0.005	
2/2/2022	<0.005	
8/16/2022	<0.005	
2/20/2023	<0.005	
7/28/2023	<0.005	
2/26/2024		<0.005
8/8/2024		<0.005
2/27/2025		<0.005
9/3/2025		<0.005

ND substitution: RL or RL/2 if <15% NDs.

Mann-Whitney (Wilcoxon Rank Sum)

Constituent: Vanadium (mg/L) Analysis Run 4/27/2026 2:27 PM View: Appendix I Mann-Whitney

Plant Bowen Client: Southern Company Data: Bowen 1, 2, 9, & 10

	GWC-6	GWC-6
8/22/2007	<0.005	
10/25/2007	<0.005	
11/20/2007	<0.005	
1/23/2008	0.007	
3/11/2008	0.0033	
5/14/2008	0.0043	
12/11/2008	<0.005	
4/23/2009	<0.005	
10/9/2009	0.0043	
5/4/2010	0.0027	
10/11/2010	0.0034	
4/26/2011	<0.005	
10/18/2011	<0.005	
5/2/2012	<0.005	
10/8/2012	<0.005	
4/10/2013	<0.005	
10/8/2013	<0.005	
4/14/2014	0.0018 (J)	
10/3/2014	0.0016 (J)	
4/1/2015	0.0021 (J)	
10/9/2015	<0.005	
3/29/2016	<0.005	
8/1/2016	<0.005	
4/6/2017	<0.005	
10/3/2017	<0.005	
3/19/2018	<0.005	
9/17/2018	<0.005	
3/21/2019	<0.005	
9/16/2019	<0.005	
3/12/2020	<0.005	
9/16/2020	<0.005	
3/17/2021	<0.005	
8/10/2021	<0.005	
2/2/2022	<0.005	
8/17/2022	<0.005	
2/17/2023	<0.005	
7/31/2023	<0.005	
2/26/2024		<0.005
8/8/2024		<0.005
2/27/2025		<0.005
9/3/2025		<0.005

ND substitution: RL or RL/2 if <15% NDs.

Mann-Whitney (Wilcoxon Rank Sum)

Constituent: Vanadium (mg/L) Analysis Run 4/27/2026 2:27 PM View: Appendix I Mann-Whitney

Plant Bowen Client: Southern Company Data: Bowen 1, 2, 9, & 10

	GWC-7Z	GWC-7Z
8/22/2007	<0.005	
10/25/2007	<0.005	
11/20/2007	<0.005	
1/16/2008	0.0042	
3/6/2008	<0.005	
5/13/2008	0.0029	
12/13/2008	0.0032	
4/15/2009	0.0051	
10/9/2009	0.0035	
4/27/2010	0.0046	
10/5/2010	0.0036	
4/19/2011	<0.005	
10/12/2011	<0.005	
4/24/2012	<0.005	
10/3/2012	<0.005	
4/9/2013	<0.005	
10/8/2013	0.0058	
4/10/2014	0.0061	
10/2/2014	<0.005	
4/2/2015	<0.005	
10/10/2015	0.0029 (J)	
8/2/2016	<0.005	
4/6/2017	<0.005	
10/3/2017	<0.005	
3/20/2018	<0.005	
9/18/2018	<0.005	
3/21/2019	<0.005	
9/13/2019	<0.005	
3/12/2020	<0.005	
9/16/2020	<0.005	
3/17/2021	<0.005	
8/10/2021	<0.005	
2/2/2022	<0.005	
8/17/2022	<0.005	
2/20/2023	<0.005	
7/31/2023	<0.005	
2/26/2024		<0.005
8/8/2024		<0.005
2/27/2025		<0.005
9/3/2025		<0.005

ND substitution: RL or RL/2 if <15% NDs.

Mann-Whitney (Wilcoxon Rank Sum)

Constituent: Vanadium (mg/L) Analysis Run 4/27/2026 2:27 PM View: Appendix I Mann-Whitney

Plant Bowen Client: Southern Company Data: Bowen 1, 2, 9, & 10

	GWC-8RR	GWC-8RR
8/22/2007	<0.005	
10/26/2007	0.0048	
11/20/2007	0.0076	
1/23/2008	0.009	
3/10/2008	0.0072	
5/6/2008	0.0066	
12/12/2008	0.045 (o)	
4/23/2009	0.011	
10/8/2009	0.029 (o)	
5/4/2010	0.032 (o)	
10/7/2010	0.03 (o)	
4/26/2011	0.0047	
10/18/2011	<0.005	
4/30/2012	<0.005	
10/3/2012	<0.005	
4/8/2013	<0.005	
10/9/2013	<0.005	
4/10/2014	0.0026 (J)	
10/2/2014	<0.005	
4/3/2015	<0.005	
10/8/2015	0.0056	
3/30/2016	<0.005	
8/2/2016	<0.005	
4/6/2017	<0.005	
10/4/2017	<0.005	
3/21/2018	<0.005	
9/18/2018	<0.005	
3/27/2019	<0.005	
9/16/2019	<0.005	
3/12/2020	<0.005	
9/17/2020	<0.005	
3/17/2021	<0.005	
8/10/2021	<0.005	
2/2/2022	<0.005	
8/17/2022	<0.005	
2/21/2023	<0.005	
7/31/2023	<0.005	
2/27/2024		<0.005
8/12/2024		<0.005
3/4/2025		<0.005
9/3/2025		<0.005

ND substitution: RL or RL/2 if <15% NDs.

Mann-Whitney (Wilcoxon Rank Sum)

Constituent: Vanadium (mg/L) Analysis Run 4/27/2026 2:27 PM View: Appendix I Mann-Whitney

Plant Bowen Client: Southern Company Data: Bowen 1, 2, 9, & 10

	GWC-8Z	GWC-8Z
8/22/2007	0.0043	
11/1/2007	0.0048	
11/20/2007	0.0038	
1/23/2008	0.012	
3/10/2008	0.0036	
5/12/2008	<0.005	
12/12/2008	0.0039	
4/22/2009	0.0056	
10/8/2009	0.0036	
4/28/2010	0.0078	
10/7/2010	0.0081	
4/20/2011	0.0068	
10/12/2011	0.011	
4/30/2012	<0.005	
10/3/2012	0.0091	
4/9/2013	0.0098	
10/9/2013	0.0096	
4/9/2014	0.01	
10/2/2014	0.0088	
4/2/2015	0.0086	
5/26/2015	<0.005	
6/18/2015	0.0013 (J)	
7/2/2015	<0.005	
10/8/2015	<0.005	
3/22/2016	<0.005	
8/2/2016	<0.005	
4/7/2017	<0.005	
10/3/2017	<0.005	
3/20/2018	<0.005	
9/18/2018	<0.005	
5/6/2019	<0.005	
9/16/2019	<0.005	
3/16/2020	<0.005	
9/17/2020	<0.005	
3/18/2021	<0.005	
8/10/2021	<0.005	
2/2/2022	<0.005	
8/17/2022	<0.005	
2/20/2023	<0.005	
7/31/2023	<0.005	
2/26/2024		<0.005
8/12/2024		<0.005
2/28/2025		<0.005
9/3/2025		<0.005

ND substitution: RL or RL/2 if <15% NDs.

Mann-Whitney (Wilcoxon Rank Sum)

Constituent: Vanadium (mg/L) Analysis Run 4/27/2026 2:27 PM View: Appendix I Mann-Whitney

Plant Bowen Client: Southern Company Data: Bowen 1, 2, 9, & 10

	GWC-9	GWC-9
8/23/2007	<0.005	
11/1/2007	<0.005	
11/19/2007	0.0052	
1/15/2008	0.0065	
3/6/2008	0.0028	
5/13/2008	<0.005	
12/12/2008	<0.005	
4/16/2009	0.0033	
10/13/2009	<0.005	
4/21/2010	<0.005	
9/29/2010	<0.005	
4/13/2011	<0.005	
10/5/2011	<0.005	
4/4/2012	<0.005	
10/8/2012	<0.005	
4/8/2013	<0.005	
10/9/2013	<0.005	
4/9/2014	<0.005	
9/30/2014	<0.005	
4/2/2015	<0.005	
10/10/2015	0.0014 (J)	
3/30/2016	<0.005	
8/5/2016	<0.005	
4/6/2017	<0.005	
10/3/2017	<0.005	
3/20/2018	<0.005	
9/18/2018	<0.005	
3/21/2019	<0.005	
9/16/2019	<0.005	
3/12/2020	<0.005	
9/17/2020	<0.005	
3/18/2021	<0.005	
8/10/2021	<0.005	
2/2/2022	<0.005	
8/17/2022	<0.005	
2/21/2023	0.003 (J)	
7/31/2023	<0.005	
2/27/2024		<0.005
8/12/2024		<0.005
2/28/2025		<0.005
9/3/2025		<0.005

ND substitution: RL or RL/2 if <15% NDs.

Mann-Whitney (Wilcoxon Rank Sum)

Constituent: Vanadium (mg/L) Analysis Run 4/27/2026 2:27 PM View: Appendix I Mann-Whitney

Plant Bowen Client: Southern Company Data: Bowen 1, 2, 9, & 10

	GWC-10	GWC-10
8/21/2007	<0.005	
11/1/2007	<0.005	
11/20/2007	0.0034	
1/30/2008	0.005	
3/6/2008	0.0032	
5/12/2008	<0.005	
12/13/2008	0.0082	
4/29/2009	<0.005	
10/20/2009	<0.005	
4/26/2010	<0.005	
9/29/2010	<0.005	
4/13/2011	<0.005	
10/5/2011	<0.005	
4/4/2012	<0.005	
10/3/2012	<0.005	
4/3/2013	<0.005	
10/15/2013	<0.005	
4/9/2014	<0.005	
10/2/2014	<0.005	
4/2/2015	<0.005	
10/10/2015	<0.005	
3/31/2016	<0.005	
8/5/2016	<0.005	
4/10/2017	<0.005	
10/4/2017	<0.005	
3/20/2018	<0.005	
9/18/2018	<0.005	
3/22/2019	<0.005	
9/17/2019	<0.005	
3/12/2020	<0.005	
9/17/2020	<0.005	
3/18/2021	<0.005	
8/10/2021	<0.005	
2/4/2022	<0.005	
8/17/2022	<0.005	
2/20/2023	<0.005	
7/31/2023	<0.005	
2/27/2024		<0.005
8/12/2024		<0.005
2/28/2025		<0.005
9/3/2025		<0.005

ND substitution: RL or RL/2 if <15% NDs.

Mann-Whitney (Wilcoxon Rank Sum)

Constituent: Vanadium (mg/L) Analysis Run 4/27/2026 2:27 PM View: Appendix I Mann-Whitney

Plant Bowen Client: Southern Company Data: Bowen 1, 2, 9, & 10

	GWC-11	GWC-11
8/21/2007	<0.005	
11/1/2007	<0.005	
11/18/2007	<0.005	
1/30/2008	<0.005	
3/5/2008	<0.005	
5/7/2008	0.0029	
12/14/2008	0.0026	
4/29/2009	<0.005	
10/22/2009	0.0026	
4/21/2010	<0.005	
9/28/2010	<0.005	
4/12/2011	<0.005	
10/4/2011	<0.005	
4/3/2012	<0.005	
10/3/2012	<0.005	
4/3/2013	<0.005	
10/9/2013	<0.005	
4/2/2014	<0.005	
10/2/2014	<0.005	
4/1/2015	<0.005	
10/11/2015	<0.005	
4/4/2016	<0.005	
8/3/2016	<0.005	
4/10/2017	<0.005	
10/4/2017	<0.005	
3/21/2018	<0.005	
9/18/2018	<0.005	
3/23/2019	<0.005	
9/17/2019	<0.005	
3/12/2020	<0.005	
9/21/2020	<0.005	
3/19/2021	<0.005	
8/11/2021	<0.005	
2/4/2022	<0.005	
8/18/2022	<0.005	
2/20/2023	<0.005	
8/1/2023	<0.005	
2/28/2024		<0.005
8/13/2024		<0.005
3/4/2025		<0.005
9/3/2025		<0.005

ND substitution: RL or RL/2 if <15% NDs.

Mann-Whitney (Wilcoxon Rank Sum)

Constituent: Vanadium (mg/L) Analysis Run 4/27/2026 2:27 PM View: Appendix I Mann-Whitney

Plant Bowen Client: Southern Company Data: Bowen 1, 2, 9, & 10

	GWC-11R	GWC-11R
8/21/2007	<0.005	
11/1/2007	<0.005	
11/18/2007	<0.005	
1/30/2008	<0.005	
3/6/2008	0.0047	
5/7/2008	0.003	
12/14/2008	0.0056	
4/29/2009	0.018 (O)	
10/22/2009	0.0079	
4/21/2010	0.0075	
9/29/2010	0.0065	
4/13/2011	0.004	
10/4/2011	0.0054	
4/4/2012	<0.005	
10/3/2012	<0.005	
4/3/2013	<0.005	
10/9/2013	<0.005	
4/2/2014	0.0023 (J)	
10/2/2014	<0.005	
4/1/2015	0.0067	
10/11/2015	0.0049 (J)	
4/4/2016	0.00251 (J)	
8/4/2016	<0.005	
4/10/2017	<0.005	
10/4/2017	0.0015 (J)	
3/22/2018	<0.005	
9/18/2018	0.0022 (J)	
3/23/2019	<0.005	
9/17/2019	<0.005	
3/12/2020	<0.005	
9/21/2020	<0.005	
3/19/2021	<0.005	
8/11/2021	<0.005	
2/4/2022	<0.005	
8/18/2022	<0.005	
2/20/2023	<0.005	
8/1/2023	<0.005	
2/28/2024		<0.005
8/12/2024		<0.005
3/3/2025		<0.005
9/3/2025		<0.005

ND substitution: RL or RL/2 if <15% NDs.

Mann-Whitney (Wilcoxon Rank Sum)

Constituent: Vanadium (mg/L) Analysis Run 4/27/2026 2:27 PM View: Appendix I Mann-Whitney

Plant Bowen Client: Southern Company Data: Bowen 1, 2, 9, & 10

	GWC-12	GWC-12
8/21/2007	<0.005	
11/1/2007	<0.005	
11/19/2007	<0.005	
1/16/2008	0.0071	
3/5/2008	0.0031	
5/13/2008	<0.005	
12/13/2008	<0.005	
4/16/2009	0.0037	
10/21/2009	0.0047	
4/27/2010	0.0082	
10/5/2010	<0.005	
4/19/2011	0.0036	
10/12/2011	<0.005	
4/24/2012	<0.005	
10/2/2012	<0.005	
4/2/2013	<0.005	
10/9/2013	<0.005	
4/1/2014	<0.005	
10/2/2014	<0.005	
4/1/2015	<0.005	
10/14/2015	0.0022 (J)	
4/4/2016	<0.005	
8/3/2016	<0.005	
4/11/2017	<0.005	
10/4/2017	<0.005	
3/22/2018	<0.005	
9/18/2018	<0.005	
3/23/2019	<0.005	
9/17/2019	<0.005	
3/12/2020	<0.005	
9/21/2020	<0.005	
3/19/2021	<0.005	
8/11/2021	<0.005	
2/2/2022	<0.005	
8/18/2022	<0.005	
2/21/2023	0.0034 (J)	
8/1/2023	<0.005	
2/27/2024		<0.005
8/12/2024		<0.005
3/4/2025		<0.005
9/3/2025		<0.005

ND substitution: RL or RL/2 if <15% NDs.

Mann-Whitney (Wilcoxon Rank Sum)

Constituent: Vanadium (mg/L) Analysis Run 4/27/2026 2:27 PM View: Appendix I Mann-Whitney

Plant Bowen Client: Southern Company Data: Bowen 1, 2, 9, & 10

	GWC-13	GWC-13
8/21/2007	<0.005	
11/1/2007	<0.005	
11/19/2007	0.0035	
1/31/2008	0.0039	
3/5/2008	<0.005	
5/12/2008	0.0064	
12/13/2008	0.02 (O)	
4/28/2009	0.0039	
10/21/2009	0.0037	
4/28/2010	<0.005	
10/5/2010	<0.005	
4/19/2011	0.0025	
10/18/2011	0.0037	
4/25/2012	<0.005	
10/2/2012	<0.005	
4/2/2013	<0.005	
10/8/2013	<0.005	
4/1/2014	0.0025 (J)	
10/1/2014	<0.005	
4/1/2015	0.0019 (J)	
10/15/2015	<0.005	
4/4/2016	0.00211 (J)	
8/4/2016	<0.005	
4/12/2017	0.0016 (J)	
10/9/2017	<0.005	
3/21/2018	<0.005	
9/19/2018	0.0022 (J)	
3/23/2019	<0.005	
9/18/2019	<0.005	
3/13/2020	0.002 (J)	
9/22/2020	<0.005	
3/18/2021	<0.005	
8/11/2021	0.0021 (J)	
2/17/2022	<0.005	
8/18/2022	<0.005	
2/22/2023	0.0019 (J)	
8/1/2023	<0.005	
2/27/2024		0.0013 (J)
8/12/2024		0.0014 (J)
3/3/2025		<0.005
9/3/2025		<0.005

ND substitution: RL or RL/2 if <15% NDs.

Mann-Whitney (Wilcoxon Rank Sum)

Constituent: Vanadium (mg/L) Analysis Run 4/27/2026 2:27 PM View: Appendix I Mann-Whitney

Plant Bowen Client: Southern Company Data: Bowen 1, 2, 9, & 10

	GWC-13RZ	GWC-13RZ
8/21/2007	<0.005	
11/1/2007	0.0048	
11/19/2007	0.0054	
1/31/2008	0.003	
3/5/2008	<0.005	
5/7/2008	0.0041	
12/12/2008	0.023 (O)	
4/29/2009	0.006	
10/21/2009	0.022 (O)	
4/28/2010	0.011	
10/6/2010	0.0064	
4/20/2011	0.0046	
10/12/2011	<0.005	
4/25/2012	<0.005	
10/2/2012	<0.005	
4/2/2013	<0.005	
10/8/2013	<0.005	
4/1/2014	0.0015 (J)	
10/1/2014	<0.005	
3/31/2015	<0.005	
10/14/2015	<0.005	
4/4/2016	<0.005	
4/11/2017	<0.005	
10/6/2017	<0.005	
3/23/2018	<0.005	
9/20/2018	<0.005	
3/22/2019	<0.005	
9/19/2019	<0.005	
3/17/2020	<0.005	
9/22/2020	<0.005	
3/19/2021	<0.005	
8/12/2021	<0.005	
2/4/2022	<0.005	
8/19/2022	<0.005	
2/22/2023	<0.005	
8/2/2023	<0.005	
2/28/2024		<0.005
8/13/2024		0.00085 (J)
3/4/2025		<0.005
9/4/2025		<0.005

ND substitution: RL or RL/2 if <15% NDs.

Mann-Whitney (Wilcoxon Rank Sum)

Constituent: Vanadium (mg/L) Analysis Run 4/27/2026 2:27 PM View: Appendix I Mann-Whitney

Plant Bowen Client: Southern Company Data: Bowen 1, 2, 9, & 10

	GWC-14Z	GWC-14Z
8/24/2007	0.012	
11/2/2007	<0.005	
11/17/2007	0.0043	
1/15/2008	0.0037	
3/5/2008	0.0049	
5/7/2008	<0.005	
12/2/2008	0.0097	
4/16/2009	0.0061	
10/20/2009	0.0092	
4/20/2010	<0.005	
9/29/2010	<0.005	
4/12/2011	<0.005	
10/4/2011	<0.005	
4/4/2012	<0.005	
10/10/2012	<0.005	
4/15/2013	<0.005	
10/22/2013	<0.005	
4/21/2014	0.00095 (J)	
9/30/2014	<0.005	
4/3/2015	0.001 (J)	
10/7/2015	<0.005	
4/5/2016	<0.005	
8/9/2016	<0.005	
4/11/2017	<0.005	
10/5/2017	<0.005	
3/22/2018	<0.005	
9/19/2018	<0.005	
3/22/2019	<0.005	
9/17/2019	<0.005	
3/13/2020	<0.005	
9/21/2020	<0.005	
3/18/2021	<0.005	
8/11/2021	<0.005	
2/4/2022	<0.005	
8/18/2022	<0.005	
2/22/2023	<0.005	
8/1/2023	<0.005	
2/28/2024		<0.005
8/13/2024		<0.005
3/3/2025		<0.005
9/4/2025		<0.005

ND substitution: RL or RL/2 if <15% NDs.

Mann-Whitney (Wilcoxon Rank Sum)

Constituent: Vanadium (mg/L) Analysis Run 4/27/2026 2:27 PM View: Appendix I Mann-Whitney

Plant Bowen Client: Southern Company Data: Bowen 1, 2, 9, & 10

	GWC-15R	GWC-15R
8/23/2007	<0.005	
11/2/2007	<0.005	
11/17/2007	<0.005	
1/15/2008	<0.005	
3/6/2008	<0.005	
5/7/2008	<0.005	
12/2/2008	<0.005	
4/28/2009	<0.005	
10/19/2009	<0.005	
4/27/2010	<0.005	
10/4/2010	<0.005	
4/18/2011	<0.005	
10/12/2011	<0.005	
4/23/2012	<0.005	
10/10/2012	<0.005	
4/15/2013	<0.005	
10/22/2013	<0.005	
4/21/2014	<0.005	
9/30/2014	<0.005	
4/3/2015	<0.005	
10/7/2015	<0.005	
4/5/2016	<0.005	
8/4/2016	<0.005	
4/12/2017	<0.005	
10/6/2017	<0.005	
3/23/2018	<0.005	
9/19/2018	<0.005	
3/25/2019	<0.005	
9/17/2019	<0.005	
3/13/2020	0.00077 (J)	
9/21/2020	<0.005	
3/18/2021	<0.005	
8/11/2021	<0.005	
2/4/2022	<0.005	
8/19/2022	<0.005	
2/22/2023	<0.005	
8/2/2023	<0.005	
2/28/2024		<0.005
8/13/2024		<0.005
3/3/2025		<0.005
9/4/2025		<0.005

ND substitution: RL or RL/2 if <15% NDs.

Mann-Whitney (Wilcoxon Rank Sum)

Constituent: Vanadium (mg/L) Analysis Run 4/27/2026 2:27 PM View: Appendix I Mann-Whitney

Plant Bowen Client: Southern Company Data: Bowen 1, 2, 9, & 10

	GWC-15Z	GWC-15Z
8/24/2007	0.0027	
11/2/2007	0.012	
11/18/2007	0.016	
1/15/2008	0.018	
3/10/2008	0.014	
5/13/2008	0.013	
12/2/2008	0.016	
4/28/2009	0.016	
10/20/2009	0.021	
4/27/2010	0.012	
10/5/2010	0.011	
4/19/2011	0.012	
10/12/2011	0.0031	
4/25/2012	<0.005	
10/10/2012	<0.005	
4/16/2013	<0.005	
10/22/2013	<0.005	
4/21/2014	0.0013 (J)	
9/30/2014	<0.005	
4/3/2015	0.0016 (J)	
10/6/2015	0.002 (J)	
4/5/2016	0.00233 (J)	
4/11/2017	<0.005	
10/6/2017	<0.005	
3/23/2018	<0.005	
9/19/2018	<0.005	
3/22/2019	<0.005	
9/17/2019	<0.005	
3/13/2020	0.00095 (J)	
9/21/2020	<0.005	
3/18/2021	<0.005	
8/11/2021	<0.005	
2/7/2022	<0.005	
8/19/2022	<0.005	
2/22/2023	<0.005	
8/1/2023	<0.005	
2/28/2024		<0.005
8/13/2024		0.0013 (J)
3/3/2025		<0.005
9/4/2025		<0.005

ND substitution: RL or RL/2 if <15% NDs.

Mann-Whitney (Wilcoxon Rank Sum)

Constituent: Vanadium (mg/L) Analysis Run 4/27/2026 2:27 PM View: Appendix I Mann-Whitney

Plant Bowen Client: Southern Company Data: Bowen 1, 2, 9, & 10

	GWC-44	GWC-44
3/16/2016	<0.005	
5/16/2016	<0.005	
7/25/2016	<0.005	
9/19/2016	<0.005	
11/3/2016	<0.005	
1/19/2017	<0.005	
3/28/2017	<0.005	
9/26/2017	<0.005	
3/15/2018	<0.005	
9/12/2018	<0.005	
3/14/2019	<0.005	
9/11/2019	<0.005	
3/10/2020	<0.005	
9/15/2020	<0.005	
3/11/2021	<0.005	
8/4/2021	<0.005	
1/31/2022	<0.005	
8/15/2022	<0.005	
2/14/2023	<0.005	
7/26/2023	0.0026 (J)	
2/20/2024		0.00096 (J)
8/6/2024		<0.005
2/26/2025		<0.005
8/28/2025		<0.005

ND substitution: RL or RL/2 if <15% NDs.

Mann-Whitney (Wilcoxon Rank Sum)

Constituent: Vanadium (mg/L) Analysis Run 4/27/2026 2:27 PM View: Appendix I Mann-Whitney

Plant Bowen Client: Southern Company Data: Bowen 1, 2, 9, & 10

	GWC-45	GWC-45
8/24/2007	<0.005	
10/23/2007	<0.005	
11/18/2007	0.0094	
1/15/2008	0.0058	
3/5/2008	0.0029	
5/14/2008	0.0026	
12/2/2008	<0.005	
4/28/2009	<0.005	
10/20/2009	<0.005	
4/20/2010	<0.005	
9/28/2010	<0.005	
4/12/2011	<0.005	
10/4/2011	<0.005	
4/3/2012	<0.005	
10/15/2012	<0.005	
4/16/2013	<0.005	
10/22/2013	<0.005	
4/23/2014	<0.005	
10/1/2014	<0.005	
4/3/2015	<0.005	
10/7/2015	<0.005	
3/16/2016	<0.005	
5/16/2016	<0.005	
7/25/2016	0.0022 (J)	
9/19/2016	<0.005	
11/4/2016	<0.005	
1/23/2017	<0.005	
3/29/2017	<0.005	
9/27/2017	<0.005	
3/15/2018	<0.005	
9/13/2018	<0.005	
3/14/2019	<0.005	
9/11/2019	<0.005	
3/10/2020	<0.005	
9/11/2020	<0.005	
3/11/2021	<0.005	
8/6/2021	<0.005	
2/1/2022	<0.005	
8/12/2022	<0.005	
2/15/2023	<0.005	
7/26/2023	0.0026 (J)	
2/20/2024		0.00097 (J)
8/5/2024		<0.005
2/26/2025		<0.005
9/2/2025		<0.005

ND substitution: RL or RL/2 if <15% NDs.

Mann-Whitney (Wilcoxon Rank Sum)

Constituent: Vanadium (mg/L) Analysis Run 4/27/2026 2:27 PM View: Appendix I Mann-Whitney

Plant Bowen Client: Southern Company Data: Bowen 1, 2, 9, & 10

	GWC-45R	GWC-45R
8/24/2007	<0.005	
10/23/2007	<0.005	
11/18/2007	<0.005	
1/15/2008	<0.005	
3/5/2008	<0.005	
5/12/2008	<0.005	
12/2/2008	<0.005	
4/28/2009	<0.005	
10/13/2009	<0.005	
4/21/2010	<0.005	
10/4/2010	<0.005	
4/18/2011	<0.005	
10/5/2011	<0.005	
5/3/2012	<0.005	
10/15/2012	<0.005	
4/16/2013	<0.005	
10/22/2013	<0.005	
4/23/2014	<0.005	
10/1/2014	<0.005	
4/3/2015	<0.005	
10/9/2015	<0.005	
3/16/2016	<0.005	
5/16/2016	<0.005	
7/25/2016	<0.005	
9/19/2016	<0.005	
11/3/2016	<0.005	
1/20/2017	<0.005	
3/29/2017	<0.005	
9/27/2017	<0.005	
3/15/2018	<0.005	
9/13/2018	<0.005	
3/14/2019	<0.005	
9/11/2019	<0.005	
3/10/2020	<0.005	
9/11/2020	<0.005	
3/11/2021	<0.005	
8/6/2021	<0.005	
2/1/2022	<0.005	
8/12/2022	<0.005	
2/15/2023	<0.005	
7/26/2023	<0.005	
2/20/2024		0.0009 (J)
8/5/2024		<0.005
2/26/2025		<0.005
9/2/2025		<0.005

ND substitution: RL or RL/2 if <15% NDs.

Mann-Whitney (Wilcoxon Rank Sum)

Constituent: Vanadium (mg/L) Analysis Run 4/27/2026 2:27 PM View: Appendix I Mann-Whitney

Plant Bowen Client: Southern Company Data: Bowen 1, 2, 9, & 10

	GWC-47R	GWC-47R
3/10/2016	<0.005	
5/18/2016	<0.005	
7/27/2016	<0.005	
9/20/2016	<0.005	
11/4/2016	<0.005	
1/20/2017	<0.005	
3/29/2017	<0.005	
9/27/2017	<0.005	
3/16/2018	<0.005	
9/13/2018	<0.005	
3/19/2019	<0.005	
9/11/2019	<0.005	
3/9/2020	0.00075 (J)	
9/15/2020	<0.005	
3/11/2021	<0.005	
8/5/2021	<0.005	
2/1/2022	<0.005	
8/15/2022	<0.005	
2/15/2023	<0.005	
7/27/2023	<0.005	
2/21/2024		<0.005
8/5/2024		<0.005
2/26/2025		<0.005
9/2/2025		<0.005

ND substitution: RL or RL/2 if <15% NDs.

Mann-Whitney (Wilcoxon Rank Sum)

Constituent: Vanadium (mg/L) Analysis Run 4/27/2026 2:27 PM View: Appendix I Mann-Whitney

Plant Bowen Client: Southern Company Data: Bowen 1, 2, 9, & 10

	GWC-48	GWC-48
3/10/2016	<0.005	
5/17/2016	<0.005	
7/27/2016	<0.005	
9/20/2016	<0.005	
11/4/2016	<0.005	
1/23/2017	<0.005	
3/28/2017	<0.005	
9/29/2017	<0.005	
3/15/2018	<0.005	
9/13/2018	<0.005	
3/15/2019	<0.005	
9/11/2019	<0.005	
3/9/2020	<0.005	
9/14/2020	<0.005	
3/11/2021	<0.005	
8/4/2021	<0.005	
1/31/2022	<0.005	
8/15/2022	<0.005	
2/15/2023	<0.005	
7/26/2023	0.0028 (J)	
2/21/2024		<0.005
8/5/2024		<0.005
2/26/2025		<0.005
8/29/2025		<0.005

ND substitution: RL or RL/2 if <15% NDs.

Mann-Whitney (Wilcoxon Rank Sum)

Constituent: Zinc (mg/L) Analysis Run 4/27/2026 2:27 PM View: Appendix I Mann-Whitney

Plant Bowen Client: Southern Company Data: Bowen 1, 2, 9, & 10

	GWA-1	GWA-1
8/23/2007	0.032 (O)	
10/23/2007	0.0099	
11/18/2007	0.0095	
1/30/2008	0.022 (O)	
3/10/2008	0.014	
5/13/2008	0.0075	
12/5/2008	0.0056	
4/15/2009	0.0033	
10/7/2009	0.061 (O)	
5/3/2010	0.0033	
10/12/2010	0.0041	
4/27/2011	<0.02	
10/17/2011	0.0046	
5/2/2012	<0.02	
10/8/2012	0.0053	
4/12/2013	0.006	
10/16/2013	0.0048	
4/11/2014	0.0033	
9/30/2014	0.002 (J)	
3/30/2015	0.012	
10/13/2015	0.011	
3/22/2016	0.00346 (J)	
7/29/2016	0.0018 (J)	
3/30/2017	0.0015 (J)	
10/2/2017	<0.02	
3/16/2018	0.0061 (J)	
9/17/2018	0.005 (J)	
3/20/2019	<0.02	
9/12/2019	0.0047 (J)	
3/11/2020	0.0035 (J)	
9/15/2020	<0.02	
3/16/2021	0.0091 (J)	
8/9/2021	<0.02	
2/1/2022	<0.02	
8/16/2022	<0.02	
2/16/2023	<0.02	
7/27/2023	<0.02	
2/22/2024		<0.02
8/7/2024		<0.02
2/27/2025		<0.02
9/2/2025		0.0028 (J)

ND substitution: RL or RL/2 if <15% NDs.

Mann-Whitney (Wilcoxon Rank Sum)

Constituent: Zinc (mg/L) Analysis Run 4/27/2026 2:27 PM View: Appendix I Mann-Whitney

Plant Bowen Client: Southern Company Data: Bowen 1, 2, 9, & 10

	GWA-2	GWA-2
8/23/2007	0.0033	
10/24/2007	0.043 (O)	
11/18/2007	0.024	
1/31/2008	0.015	
3/11/2008	0.027	
5/6/2008	0.0032	
12/4/2008	0.081 (O)	
4/21/2009	0.0057	
10/7/2009	<0.01	
4/26/2010	<0.01	
10/4/2010	0.0057	
4/13/2011	<0.01	
10/5/2011	<0.01	
4/11/2012	<0.01	
10/9/2012	<0.01	
4/15/2013	0.0038	
10/15/2013	0.0044	
4/22/2014	0.0024 (J)	
9/30/2014	0.00076 (J)	
3/30/2015	0.0024 (J)	
10/13/2015	0.0017 (J)	
3/23/2016	<0.01	
7/29/2016	0.0023 (J)	
3/30/2017	0.0016 (J)	
10/2/2017	<0.01	
3/19/2018	<0.01	
9/14/2018	0.0025 (J)	
3/20/2019	<0.01	
9/12/2019	0.005 (J)	
3/11/2020	0.0028 (J)	
9/15/2020	<0.01	
3/17/2021	<0.01	
8/9/2021	<0.01	
2/1/2022	<0.01	
8/16/2022	<0.01	
2/16/2023	<0.01	
7/27/2023	0.011 (J)	
2/22/2024		<0.01
8/7/2024		<0.01
2/27/2025		<0.01
9/2/2025		<0.01

ND substitution: RL or RL/2 if <15% NDs.

Mann-Whitney (Wilcoxon Rank Sum)

Constituent: Zinc (mg/L) Analysis Run 4/27/2026 2:27 PM View: Appendix I Mann-Whitney

Plant Bowen Client: Southern Company Data: Bowen 1, 2, 9, & 10

	GWA-2R	GWA-2R
8/23/2007	0.0079	
10/24/2007	<0.01	
11/18/2007	0.015	
1/31/2008	0.063	
3/10/2008	0.013	
5/13/2008	0.0072	
12/4/2008	0.011	
4/21/2009	0.0041	
10/8/2009	<0.01	
4/21/2010	<0.01	
9/28/2010	0.0081	
4/12/2011	0.0025	
10/4/2011	0.0027	
4/3/2012	<0.01	
10/9/2012	0.0064	
4/11/2013	<0.01	
10/16/2013	<0.01	
4/10/2014	0.0026	
9/30/2014	0.0012 (J)	
3/30/2015	0.013	
10/13/2015	0.0043	
3/23/2016	<0.01	
7/29/2016	0.0032 (J)	
4/3/2017	0.0017 (J)	
10/2/2017	<0.01	
3/16/2018	<0.01	
9/14/2018	0.0028 (J)	
3/19/2019	<0.01	
9/13/2019	0.0078 (J)	
3/11/2020	0.0038 (J)	
9/15/2020	<0.01	
3/16/2021	<0.01	
8/9/2021	<0.01	
2/1/2022	<0.01	
8/16/2022	<0.01	
2/16/2023	<0.01	
7/27/2023	<0.01	
2/26/2024		0.055
8/6/2024		<0.01
2/27/2025		<0.01
9/2/2025		<0.01

ND substitution: RL or RL/2 if <15% NDs.

Mann-Whitney (Wilcoxon Rank Sum)

Constituent: Zinc (mg/L) Analysis Run 4/27/2026 2:27 PM View: Appendix I Mann-Whitney

Plant Bowen Client: Southern Company Data: Bowen 1, 2, 9, & 10

	GWA-4RZ	GWA-4RZ
5/20/2009	0.013	
10/19/2009	0.0063	
4/27/2010	0.0048	
10/4/2010	0.015	
4/14/2011	0.003	
10/5/2011	0.003	
4/11/2012	<0.01	
10/2/2012	0.0082	
4/11/2013	0.0064	
10/21/2013	<0.01	
4/23/2014	0.02	
10/4/2014	0.017	
3/31/2015	0.0032	
10/11/2015	0.0039	
4/7/2017	0.0031 (J)	
10/3/2017	<0.01	
3/21/2018	0.0034 (J)	
9/18/2018	0.0058 (J)	
3/21/2019	0.0034 (J)	
9/13/2019	0.0072 (J)	
3/12/2020	0.0027 (J)	
9/17/2020	0.0047 (J)	
3/16/2021	<0.01	
8/10/2021	<0.01	
2/3/2022	<0.01	
8/17/2022	<0.01	
2/17/2023	<0.01	
7/28/2023	<0.01	
2/27/2024		<0.01
8/8/2024		<0.01
2/28/2025		<0.01
9/3/2025		<0.01

ND substitution: RL or RL/2 if <15% NDs.

Mann-Whitney (Wilcoxon Rank Sum)

Constituent: Zinc (mg/L) Analysis Run 4/27/2026 2:27 PM View: Appendix I Mann-Whitney

Plant Bowen Client: Southern Company Data: Bowen 1, 2, 9, & 10

	GWA-39RZ	GWA-39RZ
2/21/2017	0.0049 (J)	
3/27/2017	0.0034 (J)	
9/29/2017	0.0012 (J)	
3/16/2018	0.0042 (J)	
9/14/2018	0.0038 (J)	
3/14/2019	0.0035 (J)	
9/11/2019	0.0085 (J)	
3/9/2020	0.009 (J)	
9/16/2020	<0.01	
3/16/2021	<0.01	
8/6/2021	<0.01	
2/2/2022	<0.01	
8/16/2022	<0.01	
2/14/2023	<0.01	
7/25/2023	<0.01	
2/19/2024		<0.01
8/1/2024		<0.01
2/26/2025		<0.01
8/28/2025		<0.01

ND substitution: RL or RL/2 if <15% NDs.

Mann-Whitney (Wilcoxon Rank Sum)

Constituent: Zinc (mg/L) Analysis Run 4/27/2026 2:27 PM View: Appendix I Mann-Whitney

Plant Bowen Client: Southern Company Data: Bowen 1, 2, 9, & 10

	GWA-39Z	GWA-39Z
3/14/2016	<0.01	
5/11/2016	0.00467 (J)	
7/19/2016	0.0055 (J)	
9/15/2016	0.0044 (J)	
11/2/2016	0.0043 (J)	
1/18/2017	0.0039 (J)	
3/28/2017	0.0041 (J)	
9/26/2017	0.0029 (J)	
3/14/2018	0.0062 (J)	
9/12/2018	0.0033 (J)	
3/15/2019	0.0023 (J)	
9/9/2019	0.0047 (J)	
3/9/2020	0.0035 (J)	
9/10/2020	<0.01	
3/12/2021	0.0065 (J)	
8/4/2021	<0.01	
1/31/2022	<0.01	
8/10/2022	<0.01	
2/13/2023	<0.01	
7/26/2023	<0.01	
2/19/2024		<0.01
8/1/2024		<0.01
2/25/2025		<0.01
8/28/2025		<0.01

ND substitution: RL or RL/2 if <15% NDs.

Mann-Whitney (Wilcoxon Rank Sum)

Constituent: Zinc (mg/L) Analysis Run 4/27/2026 2:27 PM View: Appendix I Mann-Whitney

Plant Bowen Client: Southern Company Data: Bowen 1, 2, 9, & 10

	GWA-40	GWA-40
3/15/2016	<0.01	
5/11/2016	<0.01	
7/21/2016	0.0013 (J)	
9/15/2016	<0.01	
11/3/2016	<0.01	
1/17/2017	<0.01	
3/24/2017	0.0021 (J)	
9/26/2017	0.0019 (J)	
3/14/2018	0.0021 (J)	
9/12/2018	0.0023 (J)	
3/13/2019	<0.01	
9/9/2019	0.0058 (J)	
3/9/2020	0.002 (J)	
9/11/2020	<0.01	
3/10/2021	<0.01	
8/4/2021	<0.01	
1/31/2022	<0.01	
8/12/2022	<0.01	
2/13/2023	<0.01	
7/26/2023	<0.01	
2/19/2024		<0.01
8/1/2024		<0.01
2/25/2025		<0.01
8/27/2025		<0.01

ND substitution: RL or RL/2 if <15% NDs.

Mann-Whitney (Wilcoxon Rank Sum)

Constituent: Zinc (mg/L) Analysis Run 4/27/2026 2:27 PM View: Appendix I Mann-Whitney

Plant Bowen Client: Southern Company Data: Bowen 1, 2, 9, & 10

	GWA-41	GWA-41
3/15/2016	<0.01	
5/12/2016	<0.01	
7/20/2016	<0.01	
9/15/2016	0.0027 (J)	
11/3/2016	<0.01	
1/18/2017	0.0027 (J)	
3/24/2017	0.0016 (J)	
9/25/2017	<0.01	
3/14/2018	0.0025 (J)	
9/12/2018	0.0026 (J)	
3/14/2019	<0.01	
9/10/2019	0.0061 (J)	
3/6/2020	0.0027 (J)	
9/10/2020	<0.01	
3/11/2021	<0.01	
8/4/2021	<0.01	
1/31/2022	<0.01	
8/11/2022	<0.01	
2/13/2023	<0.01	
7/25/2023	<0.01	
2/19/2024		<0.01
8/1/2024		<0.01
2/25/2025		<0.01
8/28/2025		<0.01

ND substitution: RL or RL/2 if <15% NDs.

Mann-Whitney (Wilcoxon Rank Sum)

Constituent: Zinc (mg/L) Analysis Run 4/27/2026 2:27 PM View: Appendix I Mann-Whitney

Plant Bowen Client: Southern Company Data: Bowen 1, 2, 9, & 10

	GWA-41R	GWA-41R
3/15/2016	0.00286 (J)	
5/13/2016	<0.01	
7/21/2016	0.0016 (J)	
9/21/2016	<0.01	
11/3/2016	<0.01	
1/17/2017	<0.01	
3/27/2017	0.003 (J)	
9/25/2017	0.0023 (J)	
3/14/2018	0.0031 (J)	
9/12/2018	0.0028 (J)	
3/14/2019	0.0021 (J)	
9/10/2019	0.0075 (J)	
3/9/2020	0.0024 (J)	
9/10/2020	<0.01	
3/10/2021	<0.01	
8/4/2021	<0.01	
1/31/2022	<0.01	
8/11/2022	<0.01	
2/13/2023	<0.01	
7/25/2023	<0.01	
2/19/2024		<0.01
8/1/2024		<0.01
2/25/2025		0.0032 (J)
8/27/2025		<0.01

ND substitution: RL or RL/2 if <15% NDs.

Mann-Whitney (Wilcoxon Rank Sum)

Constituent: Zinc (mg/L) Analysis Run 4/27/2026 2:27 PM View: Appendix I Mann-Whitney

Plant Bowen Client: Southern Company Data: Bowen 1, 2, 9, & 10

	GWA-42	GWA-42
3/11/2016	0.00862 (J)	
5/16/2016	0.00744 (J)	
7/22/2016	0.0078 (J)	
9/19/2016	0.0162	
11/3/2016	0.011	
1/17/2017	0.0104	
3/27/2017	0.0087 (J)	
9/26/2017	0.0094 (J)	
3/14/2018	0.01	
9/14/2018	0.0096 (J)	
3/14/2019	0.01	
9/10/2019	0.014	
3/6/2020	0.012	
9/10/2020	0.0073 (J)	
3/11/2021	0.0089 (J)	
8/4/2021	<0.02	
1/31/2022	<0.02	
8/10/2022	0.0089 (J)	
2/13/2023	0.011 (J)	
7/26/2023	<0.02	
2/20/2024		0.0095 (J)
8/1/2024		0.01 (J)
2/25/2025		0.01 (J)
8/28/2025		0.0093 (J)

ND substitution: RL or RL/2 if <15% NDs.

Mann-Whitney (Wilcoxon Rank Sum)

Constituent: Zinc (mg/L) Analysis Run 4/27/2026 2:27 PM View: Appendix I Mann-Whitney

Plant Bowen Client: Southern Company Data: Bowen 1, 2, 9, & 10

	GWA-43	GWA-43
3/11/2016	0.0093 (J)	
5/13/2016	0.00336 (J)	
7/19/2016	0.0015 (J)	
9/16/2016	0.0023 (J)	
11/2/2016	0.0047 (J)	
1/18/2017	<0.01	
3/28/2017	0.004 (J)	
9/22/2017	0.0013 (J)	
3/14/2018	<0.01	
9/12/2018	0.0033 (J)	
3/13/2019	0.0022 (J)	
9/11/2019	0.0065 (J)	
3/9/2020	0.002 (J)	
9/11/2020	<0.01	
3/11/2021	<0.01	
8/6/2021	<0.01	
1/31/2022	<0.01	
8/11/2022	<0.01	
2/14/2023	<0.01	
7/25/2023	<0.01	
2/20/2024		<0.01
8/2/2024		<0.01
2/25/2025		<0.01
8/28/2025		<0.01

ND substitution: RL or RL/2 if <15% NDs.

Mann-Whitney (Wilcoxon Rank Sum)

Constituent: Zinc (mg/L) Analysis Run 4/27/2026 2:27 PM View: Appendix I Mann-Whitney

Plant Bowen Client: Southern Company Data: Bowen 1, 2, 9, & 10

	GWA-43R	GWA-43R
3/11/2016	0.00722 (J)	
5/13/2016	0.00666 (J)	
7/19/2016	0.0021 (J)	
9/16/2016	<0.01	
11/2/2016	0.0057 (J)	
1/18/2017	0.0022 (J)	
3/28/2017	<0.01	
9/22/2017	0.0014 (J)	
3/15/2018	0.0034 (J)	
9/12/2018	0.0032 (J)	
3/13/2019	0.0023 (J)	
9/11/2019	0.0053 (J)	
3/9/2020	0.0022 (J)	
9/14/2020	<0.01	
3/11/2021	<0.01	
8/5/2021	<0.01	
1/31/2022	<0.01	
8/10/2022	<0.01	
2/13/2023	<0.01	
7/25/2023	<0.01	
2/20/2024		<0.01
8/2/2024		<0.01
2/25/2025		<0.01
8/28/2025		<0.01

ND substitution: RL or RL/2 if <15% NDs.

Mann-Whitney (Wilcoxon Rank Sum)

Constituent: Zinc (mg/L) Analysis Run 4/27/2026 2:27 PM View: Appendix I Mann-Whitney

Plant Bowen Client: Southern Company Data: Bowen 1, 2, 9, & 10

	GWA-50	GWA-50
12/12/2008	0.048 (O)	
4/23/2009	0.0075	
10/6/2009	0.0075	
4/27/2010	0.0051	
9/30/2010	0.0089	
4/14/2011	0.0043	
10/5/2011	0.0051	
4/11/2012	<0.01	
10/2/2012	0.006	
4/9/2013	0.0034	
10/15/2013	0.0042	
4/10/2014	0.0035	
10/1/2014	0.0019 (J)	
3/30/2015	0.0032	
10/11/2015	0.0048	
3/28/2016	0.00282 (J)	
8/1/2016	0.0014 (J)	
4/7/2017	0.0024 (J)	
10/2/2017	0.0015 (J)	
3/16/2018	<0.01	
9/17/2018	0.0033 (J)	
3/19/2019	<0.01	
9/13/2019	0.0061 (J)	
3/11/2020	0.0025 (J)	
9/16/2020	<0.01	
3/17/2021	<0.01	
8/9/2021	<0.01	
2/1/2022	<0.01	
8/16/2022	<0.01	
2/16/2023	<0.01	
7/28/2023	<0.01	
2/22/2024		<0.01
8/8/2024		<0.01
2/27/2025		<0.01
9/2/2025		<0.01

ND substitution: RL or RL/2 if <15% NDs.

Mann-Whitney (Wilcoxon Rank Sum)

Constituent: Zinc (mg/L) Analysis Run 4/27/2026 2:27 PM View: Appendix I Mann-Whitney

Plant Bowen Client: Southern Company Data: Bowen 1, 2, 9, & 10

	GWA-50R	GWA-50R
12/12/2008	0.013	
4/23/2009	0.075 (O)	
10/6/2009	0.056 (O)	
5/3/2010	0.051 (O)	
10/11/2010	0.016	
4/27/2011	0.025 (O)	
10/19/2011	0.0078	
5/1/2012	<0.01	
10/2/2012	0.012	
4/10/2013	0.018	
10/16/2013	0.015	
4/22/2014	0.015	
10/1/2014	0.0038	
3/30/2015	0.0097	
10/11/2015	0.0024 (J)	
3/28/2016	0.00703 (J)	
8/1/2016	0.0019 (J)	
4/3/2017	0.002 (J)	
10/2/2017	0.0016 (J)	
3/16/2018	0.0024 (J)	
9/18/2018	0.0037 (J)	
3/19/2019	<0.01	
9/12/2019	0.0058 (J)	
3/11/2020	0.0033 (J)	
9/15/2020	<0.01	
3/17/2021	<0.01	
8/9/2021	<0.01	
2/2/2022	<0.01	
8/17/2022	<0.01	
2/16/2023	<0.01	
7/28/2023	<0.01	
2/22/2024		<0.01
8/8/2024		<0.01
2/28/2025		<0.01
9/2/2025		<0.01

ND substitution: RL or RL/2 if <15% NDs.

Mann-Whitney (Wilcoxon Rank Sum)

Constituent: Zinc (mg/L) Analysis Run 4/27/2026 2:27 PM View: Appendix I Mann-Whitney

Plant Bowen Client: Southern Company Data: Bowen 1, 2, 9, & 10

	GWC-5	GWC-5
8/23/2007	0.016	
10/25/2007	0.061	
11/19/2007	0.053	
1/23/2008	0.14	
3/11/2008	0.13	
5/12/2008	0.11	
12/11/2008	0.04	
4/15/2009	0.11	
10/9/2009	0.15	
5/4/2010	0.077	
10/12/2010	0.077	
4/28/2011	0.032	
10/19/2011	0.11	
5/2/2012	0.138	
10/9/2012	0.097	
4/11/2013	0.047	
10/16/2013	0.098	
4/23/2014	0.066	
10/3/2014	0.13	
3/31/2015	0.05	
10/12/2015	0.048	
3/28/2016	0.0534	
8/1/2016	0.055	
4/3/2017	0.0436	
10/3/2017	0.0393	
3/19/2018	0.034	
9/17/2018	0.03	
3/20/2019	0.032	
9/16/2019	0.035	
3/16/2020	0.047	
9/16/2020	0.033	
3/17/2021	0.027	
8/9/2021	0.036	
2/2/2022	0.034	
8/16/2022	0.03	
2/20/2023	0.032	
7/28/2023	0.027	
2/26/2024		0.028
8/8/2024		0.026
2/27/2025		0.022
9/3/2025		0.037

Mann-Whitney (Wilcoxon Rank Sum)

Constituent: Zinc (mg/L) Analysis Run 4/27/2026 2:27 PM View: Appendix I Mann-Whitney

Plant Bowen Client: Southern Company Data: Bowen 1, 2, 9, & 10

	GWC-6	GWC-6
8/22/2007	0.04 (O)	
10/25/2007	0.0062	
11/20/2007	0.03 (O)	
1/23/2008	0.048 (O)	
3/11/2008	0.016	
5/14/2008	0.02	
12/11/2008	0.021	
4/23/2009	0.0058	
10/9/2009	0.055 (O)	
5/4/2010	0.045 (O)	
10/11/2010	0.015	
4/26/2011	0.0067	
10/18/2011	0.0055	
5/2/2012	<0.01	
10/8/2012	0.0043	
4/10/2013	0.0067	
10/8/2013	0.0091	
4/14/2014	0.0063	
10/3/2014	0.0065	
4/1/2015	0.0059	
10/9/2015	<0.01	
3/29/2016	<0.01	
8/1/2016	<0.01	
4/6/2017	0.0022 (J)	
10/3/2017	<0.01	
3/19/2018	0.0022 (J)	
9/17/2018	0.0024 (J)	
3/21/2019	<0.01	
9/16/2019	0.0058 (J)	
3/12/2020	0.0042 (J)	
9/16/2020	<0.01	
3/17/2021	<0.01	
8/10/2021	<0.01	
2/2/2022	<0.01	
8/17/2022	<0.01	
2/17/2023	<0.01	
7/31/2023	<0.01	
2/26/2024		<0.01
8/8/2024		<0.01
2/27/2025		<0.01
9/3/2025		<0.01

ND substitution: RL or RL/2 if <15% NDs.

Mann-Whitney (Wilcoxon Rank Sum)

Constituent: Zinc (mg/L) Analysis Run 4/27/2026 2:27 PM View: Appendix I Mann-Whitney

Plant Bowen Client: Southern Company Data: Bowen 1, 2, 9, & 10

	GWC-6RZ	GWC-6RZ
5/26/2015	0.0035	
6/18/2015	0.0018 (J)	
7/2/2015	0.0018 (J)	
10/9/2015	0.0019 (J)	
3/29/2016	0.00345 (J)	
8/1/2016	<0.01	
4/6/2017	0.0016 (J)	
10/3/2017	0.0014 (J)	
3/20/2018	<0.01	
9/17/2018	0.009 (J)	
3/21/2019	<0.01	
9/16/2019	0.0057 (J)	
3/12/2020	0.0032 (J)	
9/16/2020	<0.01	
3/17/2021	<0.01	
8/10/2021	<0.01	
2/2/2022	<0.01	
8/17/2022	<0.01	
2/17/2023	<0.01	
7/28/2023	<0.01	
2/26/2024		<0.01
8/8/2024		<0.01
2/27/2025		<0.01
9/2/2025		<0.01

ND substitution: RL or RL/2 if <15% NDs.

Mann-Whitney (Wilcoxon Rank Sum)

Constituent: Zinc (mg/L) Analysis Run 4/27/2026 2:27 PM View: Appendix I Mann-Whitney

Plant Bowen Client: Southern Company Data: Bowen 1, 2, 9, & 10

	GWC-7Z	GWC-7Z
8/22/2007	0.012	
10/25/2007	0.011	
11/20/2007	0.036	
1/16/2008	0.043	
3/6/2008	0.19 (o)	
5/13/2008	0.023	
12/13/2008	0.016	
4/15/2009	0.058	
10/9/2009	0.012	
4/27/2010	0.052	
10/5/2010	0.011	
4/19/2011	0.0059	
10/12/2011	0.0065	
4/24/2012	<0.01	
10/3/2012	0.0061	
4/9/2013	0.0068	
10/8/2013	0.015	
4/10/2014	0.014	
10/2/2014	0.0022 (J)	
4/2/2015	0.0022 (J)	
10/10/2015	0.0088	
8/2/2016	0.0018 (J)	
4/6/2017	0.0018 (J)	
10/3/2017	<0.01	
3/20/2018	0.0023 (J)	
9/18/2018	0.0035 (J)	
3/21/2019	<0.01	
9/13/2019	0.0053 (J)	
3/12/2020	0.0031 (J)	
9/16/2020	<0.01	
3/17/2021	<0.01	
8/10/2021	<0.01	
2/2/2022	<0.01	
8/17/2022	<0.01	
2/20/2023	<0.01	
7/31/2023	<0.01	
2/26/2024		0.066
8/8/2024		<0.01
2/27/2025		<0.01
9/3/2025		<0.01

ND substitution: RL or RL/2 if <15% NDs.

Mann-Whitney (Wilcoxon Rank Sum)

Constituent: Zinc (mg/L) Analysis Run 4/27/2026 2:27 PM View: Appendix I Mann-Whitney

Plant Bowen Client: Southern Company Data: Bowen 1, 2, 9, & 10

	GWC-8RR	GWC-8RR
8/22/2007	0.026	
10/26/2007	<0.01	
11/20/2007	0.0072	
1/23/2008	0.018	
3/10/2008	0.011	
5/6/2008	0.0061	
12/12/2008	0.24 (o)	
4/23/2009	0.015	
10/8/2009	0.063	
5/4/2010	0.098	
10/7/2010	0.085	
4/26/2011	<0.01	
10/18/2011	0.0032	
4/30/2012	<0.01	
10/3/2012	0.0034	
4/8/2013	0.0039	
10/9/2013	0.0078	
4/10/2014	0.0064	
10/2/2014	0.0009 (J)	
4/3/2015	<0.01	
10/8/2015	0.013	
3/30/2016	0.00323 (J)	
8/2/2016	0.0021 (J)	
4/6/2017	0.0032 (J)	
10/4/2017	<0.01	
3/21/2018	0.0039 (J)	
9/18/2018	0.0028 (J)	
3/27/2019	<0.01	
9/16/2019	0.0056 (J)	
3/12/2020	0.002 (J)	
9/17/2020	<0.01	
3/17/2021	<0.01	
8/10/2021	<0.01	
2/2/2022	<0.01	
8/17/2022	<0.01	
2/21/2023	<0.01	
7/31/2023	<0.01	
2/27/2024		<0.01
8/12/2024		<0.01
3/4/2025		<0.01
9/3/2025		<0.01

ND substitution: RL or RL/2 if <15% NDs.

Mann-Whitney (Wilcoxon Rank Sum)

Constituent: Zinc (mg/L) Analysis Run 4/27/2026 2:27 PM View: Appendix I Mann-Whitney

Plant Bowen Client: Southern Company Data: Bowen 1, 2, 9, & 10

	GWC-8Z	GWC-8Z
8/22/2007	<0.01	
11/1/2007	0.0062	
11/20/2007	0.0046	
1/23/2008	0.074	
3/10/2008	0.0036	
5/12/2008	0.0028	
12/12/2008	0.012	
4/22/2009	0.006	
10/8/2009	<0.01	
4/28/2010	<0.01	
10/7/2010	0.0044	
4/20/2011	0.0042	
10/12/2011	<0.01	
4/30/2012	<0.01	
10/3/2012	<0.01	
4/9/2013	<0.01	
10/9/2013	0.0026	
4/9/2014	0.0013 (J)	
10/2/2014	0.00075 (J)	
4/2/2015	0.003	
5/26/2015	0.0017 (J)	
6/18/2015	0.0052	
7/2/2015	0.0027	
10/8/2015	<0.01	
3/22/2016	0.00459 (J)	
8/2/2016	0.0022 (J)	
4/7/2017	0.0022 (J)	
10/3/2017	0.0022 (J)	
3/20/2018	0.0029 (J)	
9/18/2018	0.0039 (J)	
5/6/2019	0.0024 (J)	
9/16/2019	0.0065 (J)	
3/16/2020	0.0073 (J)	
9/17/2020	<0.01	
3/18/2021	<0.01	
8/10/2021	<0.01	
2/2/2022	<0.01	
8/17/2022	<0.01	
2/20/2023	<0.01	
7/31/2023	<0.01	
2/26/2024		0.057
8/12/2024		<0.01
2/28/2025		<0.01
9/3/2025		<0.01

ND substitution: RL or RL/2 if <15% NDs.

Mann-Whitney (Wilcoxon Rank Sum)

Constituent: Zinc (mg/L) Analysis Run 4/27/2026 2:27 PM View: Appendix I Mann-Whitney

Plant Bowen Client: Southern Company Data: Bowen 1, 2, 9, & 10

	GWC-9	GWC-9
8/23/2007	0.011	
11/1/2007	0.012	
11/19/2007	0.026	
1/15/2008	0.075 (O)	
3/6/2008	0.051 (O)	
5/13/2008	0.0084	
12/12/2008	0.077 (O)	
4/16/2009	0.064 (O)	
10/13/2009	0.013	
4/21/2010	0.0035	
9/29/2010	0.0085	
4/13/2011	0.0028	
10/5/2011	0.0038	
4/4/2012	0.0126	
10/8/2012	0.0043	
4/8/2013	0.0068	
10/9/2013	0.0082	
4/9/2014	0.0043	
9/30/2014	0.0029	
4/2/2015	0.0056	
10/10/2015	0.0089	
3/30/2016	0.00487 (J)	
8/5/2016	0.003 (J)	
4/6/2017	0.0038 (J)	
10/3/2017	0.0023 (J)	
3/20/2018	0.0056 (J)	
9/18/2018	0.005 (J)	
3/21/2019	0.0024 (J)	
9/16/2019	0.0062 (J)	
3/12/2020	0.0045 (J)	
9/17/2020	<0.01	
3/18/2021	<0.01	
8/10/2021	<0.01	
2/2/2022	<0.01	
8/17/2022	<0.01	
2/21/2023	<0.01	
7/31/2023	<0.01	
2/27/2024		<0.01
8/12/2024		<0.01
2/28/2025		0.0032 (J)
9/3/2025		<0.01

ND substitution: RL or RL/2 if <15% NDs.

Mann-Whitney (Wilcoxon Rank Sum)

Constituent: Zinc (mg/L) Analysis Run 4/27/2026 2:27 PM View: Appendix I Mann-Whitney

Plant Bowen Client: Southern Company Data: Bowen 1, 2, 9, & 10

	GWC-10	GWC-10
8/21/2007	0.031	
11/1/2007	0.0041	
11/20/2007	0.056	
1/30/2008	0.032	
3/6/2008	0.03	
5/12/2008	0.008	
12/13/2008	0.056	
4/29/2009	0.057	
10/20/2009	0.0037	
4/26/2010	<0.01	
9/29/2010	0.012	
4/13/2011	<0.01	
10/5/2011	0.0031	
4/4/2012	<0.01	
10/3/2012	0.0085	
4/3/2013	0.0061	
10/15/2013	0.008	
4/9/2014	0.0048	
10/2/2014	0.0023 (J)	
4/2/2015	0.0023 (J)	
10/10/2015	0.0024 (J)	
3/31/2016	<0.01	
8/5/2016	0.0032 (J)	
4/10/2017	<0.01	
10/4/2017	0.0012 (J)	
3/20/2018	0.003 (J)	
9/18/2018	0.0036 (J)	
3/22/2019	<0.01	
9/17/2019	0.0052 (J)	
3/12/2020	0.0024 (J)	
9/17/2020	<0.01	
3/18/2021	<0.01	
8/10/2021	<0.01	
2/4/2022	<0.01	
8/17/2022	<0.01	
2/20/2023	<0.01	
7/31/2023	<0.01	
2/27/2024		<0.01
8/12/2024		<0.01
2/28/2025		<0.01
9/3/2025		<0.01

ND substitution: RL or RL/2 if <15% NDs.

Mann-Whitney (Wilcoxon Rank Sum)

Constituent: Zinc (mg/L) Analysis Run 4/27/2026 2:27 PM View: Appendix I Mann-Whitney

Plant Bowen Client: Southern Company Data: Bowen 1, 2, 9, & 10

	GWC-10R	GWC-10R
8/21/2007	0.0066	
11/1/2007	0.0086	
11/20/2007	0.005	
1/30/2008	0.0084	
3/6/2008	0.0073	
5/8/2008	0.0084	
12/14/2008	0.0075	
4/29/2009	0.0028	
10/21/2009	<0.01	
4/21/2010	<0.01	
9/28/2010	0.005	
4/12/2011	<0.01	
10/4/2011	0.0088	
4/3/2012	<0.01	
10/8/2012	0.0034	
4/3/2013	<0.01	
10/15/2013	0.0027	
4/9/2014	0.0018 (J)	
10/2/2014	0.0027	
4/2/2015	0.002 (J)	
10/12/2015	<0.01	
3/31/2016	0.00266 (J)	
8/3/2016	0.0017 (J)	
4/10/2017	<0.01	
10/4/2017	<0.01	
3/21/2018	0.0038 (J)	
9/18/2018	0.0031 (J)	
3/22/2019	<0.01	
9/17/2019	0.0048 (J)	
3/12/2020	0.0027 (J)	
9/17/2020	<0.01	
3/18/2021	<0.01	
8/11/2021	<0.01	
2/4/2022	<0.01	
8/18/2022	<0.01	
2/20/2023	<0.01	
7/31/2023	<0.01	
2/27/2024		0.063
8/12/2024		<0.01
3/3/2025		<0.01
9/3/2025		<0.01

ND substitution: RL or RL/2 if <15% NDs.

Mann-Whitney (Wilcoxon Rank Sum)

Constituent: Zinc (mg/L) Analysis Run 4/27/2026 2:27 PM View: Appendix I Mann-Whitney

Plant Bowen Client: Southern Company Data: Bowen 1, 2, 9, & 10

	GWC-11	GWC-11
8/21/2007	<0.01	
11/1/2007	<0.01	
11/18/2007	<0.01	
1/30/2008	<0.01	
3/5/2008	<0.01	
5/7/2008	0.015	
12/14/2008	0.0086	
4/29/2009	0.0037	
10/22/2009	<0.01	
4/21/2010	<0.01	
9/28/2010	0.0042	
4/12/2011	<0.01	
10/4/2011	0.012	
4/3/2012	<0.01	
10/3/2012	<0.01	
4/3/2013	<0.01	
10/9/2013	<0.01	
4/2/2014	0.0063	
10/2/2014	0.0023 (J)	
4/1/2015	0.0017 (J)	
10/11/2015	0.0016 (J)	
4/4/2016	<0.01	
8/3/2016	0.0021 (J)	
4/10/2017	<0.01	
10/4/2017	0.0014 (J)	
3/21/2018	<0.01	
9/18/2018	0.0029 (J)	
3/23/2019	<0.01	
9/17/2019	0.0056 (J)	
3/12/2020	0.0038 (J)	
9/21/2020	<0.01	
3/19/2021	<0.01	
8/11/2021	<0.01	
2/4/2022	<0.01	
8/18/2022	<0.01	
2/20/2023	<0.01	
8/1/2023	<0.01	
2/28/2024		<0.01
8/13/2024		<0.01
3/4/2025		<0.01
9/3/2025		<0.01

ND substitution: RL or RL/2 if <15% NDs.

Mann-Whitney (Wilcoxon Rank Sum)

Constituent: Zinc (mg/L) Analysis Run 4/27/2026 2:27 PM View: Appendix I Mann-Whitney

Plant Bowen Client: Southern Company Data: Bowen 1, 2, 9, & 10

	GWC-11R	GWC-11R
8/21/2007	<0.01	
11/1/2007	<0.01	
11/18/2007	<0.01	
1/30/2008	<0.01	
3/6/2008	0.0038	
5/7/2008	<0.01	
12/14/2008	0.0031	
4/29/2009	0.0031	
10/22/2009	0.0029	
4/21/2010	0.0027	
9/29/2010	<0.01	
4/13/2011	<0.01	
10/4/2011	0.003	
4/4/2012	<0.01	
10/3/2012	0.0029	
4/3/2013	0.0035	
10/9/2013	<0.01	
4/2/2014	0.0033	
10/2/2014	0.0027	
4/1/2015	0.013	
10/11/2015	0.017	
4/4/2016	0.00419 (J)	
8/4/2016	0.0021 (J)	
4/10/2017	<0.01	
10/4/2017	0.0014 (J)	
3/22/2018	<0.01	
9/18/2018	0.003 (J)	
3/23/2019	<0.01	
9/17/2019	0.0075 (J)	
3/12/2020	0.0053 (J)	
9/21/2020	0.0037 (J)	
3/19/2021	<0.01	
8/11/2021	<0.01	
2/4/2022	<0.01	
8/18/2022	<0.01	
2/20/2023	<0.01	
8/1/2023	<0.01	
2/28/2024		<0.01
8/12/2024		<0.01
3/3/2025		<0.01
9/3/2025		<0.01

ND substitution: RL or RL/2 if <15% NDs.

Mann-Whitney (Wilcoxon Rank Sum)

Constituent: Zinc (mg/L) Analysis Run 4/27/2026 2:27 PM View: Appendix I Mann-Whitney

Plant Bowen Client: Southern Company Data: Bowen 1, 2, 9, & 10

	GWC-12	GWC-12
8/21/2007	0.036	
11/1/2007	0.0041	
11/19/2007	0.015	
1/16/2008	0.074	
3/5/2008	0.055	
5/13/2008	0.035	
12/13/2008	0.012	
4/16/2009	0.053	
10/21/2009	0.0063	
4/27/2010	0.045	
10/5/2010	0.0047	
4/19/2011	0.0068	
10/12/2011	0.0048	
4/24/2012	<0.02	
10/2/2012	<0.02	
4/2/2013	0.0081	
10/9/2013	0.0032	
4/1/2014	0.0021 (J)	
10/2/2014	0.0023 (J)	
4/1/2015	0.0035	
10/14/2015	0.0066	
4/4/2016	0.00858 (J)	
8/3/2016	0.0102	
4/11/2017	0.0104	
10/4/2017	0.0104	
3/22/2018	0.014	
9/18/2018	0.013	
3/23/2019	0.012	
9/17/2019	0.016	
3/12/2020	0.015	
9/21/2020	0.0065 (J)	
3/19/2021	0.0076 (J)	
8/11/2021	0.011 (J)	
2/2/2022	0.019 (J)	
8/18/2022	0.014 (J)	
2/21/2023	<0.02	
8/1/2023	<0.02	
2/27/2024		0.017 (J)
8/12/2024		0.015 (J)
3/4/2025		0.017 (J)
9/3/2025		0.015

ND substitution: RL or RL/2 if <15% NDs.

Mann-Whitney (Wilcoxon Rank Sum)

Constituent: Zinc (mg/L) Analysis Run 4/27/2026 2:27 PM View: Appendix I Mann-Whitney

Plant Bowen Client: Southern Company Data: Bowen 1, 2, 9, & 10

	GWC-13	GWC-13
8/21/2007	0.0064	
11/1/2007	<0.01	
11/19/2007	0.015	
1/31/2008	0.032 (O)	
3/5/2008	0.0061	
5/12/2008	0.012	
12/13/2008	0.087 (O)	
4/28/2009	0.067 (O)	
10/21/2009	0.025 (O)	
4/28/2010	0.014	
10/5/2010	0.012	
4/19/2011	0.012	
10/18/2011	0.025	
4/25/2012	0.014	
10/2/2012	0.0089	
4/2/2013	0.0082	
10/8/2013	0.015	
4/1/2014	0.0074	
10/1/2014	0.00077 (J)	
4/1/2015	0.0082	
10/15/2015	0.0082	
4/4/2016	0.00818 (J)	
8/4/2016	0.0032 (J)	
4/12/2017	0.0041 (J)	
10/9/2017	<0.01	
3/21/2018	0.0045 (J)	
9/19/2018	0.0047 (J)	
3/23/2019	0.021	
9/18/2019	0.007 (J)	
3/13/2020	0.0043 (J)	
9/22/2020	<0.01	
3/18/2021	<0.01	
8/11/2021	<0.01	
2/17/2022	<0.01	
8/18/2022	<0.01	
2/22/2023	<0.01	
8/1/2023	<0.01	
2/27/2024		<0.01
8/12/2024		<0.01
3/3/2025		<0.01
9/3/2025		<0.01

ND substitution: RL or RL/2 if <15% NDs.

Mann-Whitney (Wilcoxon Rank Sum)

Constituent: Zinc (mg/L) Analysis Run 4/27/2026 2:27 PM View: Appendix I Mann-Whitney

Plant Bowen Client: Southern Company Data: Bowen 1, 2, 9, & 10

	GWC-13RZ	GWC-13RZ
8/21/2007	<0.02	
11/1/2007	0.0038	
11/19/2007	0.0055	
1/31/2008	0.0063	
3/5/2008	0.0037	
5/7/2008	0.0033	
12/12/2008	0.097 (O)	
4/29/2009	0.068 (O)	
10/21/2009	0.011	
4/28/2010	0.048 (O)	
10/6/2010	0.003	
4/20/2011	0.0038	
10/12/2011	0.0027	
4/25/2012	<0.02	
10/2/2012	0.0059	
4/2/2013	0.008	
10/8/2013	0.0062	
4/1/2014	0.0067	
10/1/2014	0.0024 (J)	
3/31/2015	0.0046	
10/14/2015	0.002 (J)	
4/4/2016	<0.02	
4/11/2017	0.0031 (J)	
10/6/2017	<0.02	
3/23/2018	0.005 (J)	
9/20/2018	0.0049 (J)	
3/22/2019	0.0048 (J)	
9/19/2019	0.0091 (J)	
3/17/2020	0.0057 (J)	
9/22/2020	<0.02	
3/19/2021	<0.02	
8/12/2021	<0.02	
2/4/2022	<0.02	
8/19/2022	<0.02	
2/22/2023	<0.02	
8/2/2023	<0.02	
2/28/2024		<0.02
8/13/2024		<0.02
3/4/2025		0.0025 (J)
9/4/2025		0.0032 (J)

ND substitution: RL or RL/2 if <15% NDs.

Mann-Whitney (Wilcoxon Rank Sum)

Constituent: Zinc (mg/L) Analysis Run 4/27/2026 2:27 PM View: Appendix I Mann-Whitney

Plant Bowen Client: Southern Company Data: Bowen 1, 2, 9, & 10

	GWC-14Z	GWC-14Z
8/24/2007	0.0036	
11/2/2007	0.0026	
11/17/2007	0.024 (O)	
1/15/2008	0.0074	
3/5/2008	0.075 (O)	
5/7/2008	0.0088	
12/2/2008	0.11 (O)	
4/16/2009	0.091 (O)	
10/20/2009	0.056 (O)	
4/20/2010	0.014	
9/29/2010	0.015	
4/12/2011	0.0028	
10/4/2011	0.0025	
4/4/2012	0.0105	
10/10/2012	0.0033	
4/15/2013	0.0031	
10/22/2013	<0.01	
4/21/2014	0.0032	
9/30/2014	0.0015 (J)	
4/3/2015	0.0015 (J)	
10/7/2015	<0.01	
4/5/2016	<0.01	
8/9/2016	0.0016 (J)	
4/11/2017	0.0015 (J)	
10/5/2017	0.0024 (J)	
3/22/2018	0.0021 (J)	
9/19/2018	0.0043 (J)	
3/22/2019	<0.01	
9/17/2019	0.0057 (J)	
3/13/2020	0.0028 (J)	
9/21/2020	<0.01	
3/18/2021	<0.01	
8/11/2021	<0.01	
2/4/2022	<0.01	
8/18/2022	<0.01	
2/22/2023	<0.01	
8/1/2023	<0.01	
2/28/2024		<0.01
8/13/2024		<0.01
3/3/2025		<0.01
9/4/2025		<0.01

ND substitution: RL or RL/2 if <15% NDs.

Mann-Whitney (Wilcoxon Rank Sum)

Constituent: Zinc (mg/L) Analysis Run 4/27/2026 2:27 PM View: Appendix I Mann-Whitney

Plant Bowen Client: Southern Company Data: Bowen 1, 2, 9, & 10

	GWC-15R	GWC-15R
8/23/2007	0.0038	
11/2/2007	0.0025	
11/17/2007	0.023 (O)	
1/15/2008	0.012	
3/6/2008	0.0069	
5/7/2008	0.007	
12/2/2008	0.021 (O)	
4/28/2009	0.0055	
10/19/2009	0.0051	
4/27/2010	0.0068	
10/4/2010	0.0074	
4/18/2011	0.0031	
10/12/2011	0.0067	
4/23/2012	<0.01	
10/10/2012	0.0046	
4/15/2013	0.006	
10/22/2013	0.0037	
4/21/2014	0.0073	
9/30/2014	0.0027	
4/3/2015	0.0017 (J)	
10/7/2015	0.0042	
4/5/2016	0.00573 (J)	
8/4/2016	0.004 (J)	
4/12/2017	0.0035 (J)	
10/6/2017	0.0024 (J)	
3/23/2018	0.0058 (J)	
9/19/2018	0.0052 (J)	
3/25/2019	0.0039 (J)	
9/17/2019	0.0066 (J)	
3/13/2020	0.0057 (J)	
9/21/2020	0.0036 (J)	
3/18/2021	<0.01	
8/11/2021	<0.01	
2/4/2022	<0.01	
8/19/2022	<0.01	
2/22/2023	<0.01	
8/2/2023	<0.01	
2/28/2024		0.028
8/13/2024		<0.01
3/3/2025		0.0035 (J)
9/4/2025		<0.01

ND substitution: RL or RL/2 if <15% NDs.

Mann-Whitney (Wilcoxon Rank Sum)

Constituent: Zinc (mg/L) Analysis Run 4/27/2026 2:27 PM View: Appendix I Mann-Whitney

Plant Bowen Client: Southern Company Data: Bowen 1, 2, 9, & 10

	GWC-15Z	GWC-15Z
8/24/2007	0.052 (O)	
11/2/2007	0.01	
11/18/2007	0.025	
1/15/2008	0.055 (O)	
3/10/2008	0.018	
5/13/2008	0.0044	
12/2/2008	0.065 (O)	
4/28/2009	0.0037	
10/20/2009	0.0043	
4/27/2010	<0.01	
10/5/2010	0.0028	
4/19/2011	<0.01	
10/12/2011	<0.01	
4/25/2012	<0.01	
10/10/2012	<0.01	
4/16/2013	0.005	
10/22/2013	0.0028	
4/21/2014	0.0028	
9/30/2014	0.0018 (J)	
4/3/2015	0.0021 (J)	
10/6/2015	<0.01	
4/5/2016	0.00288 (J)	
4/11/2017	0.0019 (J)	
10/6/2017	<0.01	
3/23/2018	0.003 (J)	
9/19/2018	0.003 (J)	
3/22/2019	<0.01	
9/17/2019	0.0048 (J)	
3/13/2020	0.0026 (J)	
9/21/2020	<0.01	
3/18/2021	<0.01	
8/11/2021	<0.01	
2/7/2022	<0.01	
8/19/2022	<0.01	
2/22/2023	<0.01	
8/1/2023	<0.01	
2/28/2024		<0.01
8/13/2024		<0.01
3/3/2025		<0.01
9/4/2025		<0.01

ND substitution: RL or RL/2 if <15% NDs.

Mann-Whitney (Wilcoxon Rank Sum)

Constituent: Zinc (mg/L) Analysis Run 4/27/2026 2:27 PM View: Appendix I Mann-Whitney

Plant Bowen Client: Southern Company Data: Bowen 1, 2, 9, & 10

	GWC-44	GWC-44
3/16/2016	0.00424 (J)	
5/16/2016	0.00345 (J)	
7/25/2016	0.0028 (J)	
9/19/2016	0.004 (J)	
11/3/2016	0.0047 (J)	
1/19/2017	0.0035 (J)	
3/28/2017	0.0046 (J)	
9/26/2017	0.0039 (J)	
3/15/2018	0.0039 (J)	
9/12/2018	0.005 (J)	
3/14/2019	0.0039 (J)	
9/11/2019	0.0068 (J)	
3/10/2020	0.0049 (J)	
9/15/2020	0.0062 (J)	
3/11/2021	0.004 (J)	
8/4/2021	<0.02	
1/31/2022	<0.02	
8/15/2022	<0.02	
2/14/2023	<0.02	
7/26/2023	<0.02	
2/20/2024		<0.02
8/6/2024		<0.02
2/26/2025		0.004 (J)
8/28/2025		0.0028 (J)

ND substitution: RL or RL/2 if <15% NDs.

Mann-Whitney (Wilcoxon Rank Sum)

Constituent: Zinc (mg/L) Analysis Run 4/27/2026 2:27 PM View: Appendix I Mann-Whitney

Plant Bowen Client: Southern Company Data: Bowen 1, 2, 9, & 10

	GWC-45	GWC-45
8/24/2007	0.035	
10/23/2007	0.0092	
11/18/2007	0.11 (o)	
1/15/2008	0.16 (o)	
3/5/2008	0.31 (o)	
5/14/2008	0.11 (o)	
12/2/2008	0.021	
4/28/2009	0.061	
10/20/2009	0.0035	
4/20/2010	<0.02	
9/28/2010	0.0088	
4/12/2011	<0.02	
10/4/2011	0.0045	
4/3/2012	<0.02	
10/15/2012	0.0048	
4/16/2013	0.0065	
10/22/2013	0.0047	
4/23/2014	0.0038	
10/1/2014	0.003	
4/3/2015	0.0037	
10/7/2015	0.0048	
3/16/2016	0.00244 (J)	
5/16/2016	<0.02	
7/25/2016	0.002 (J)	
9/19/2016	0.0061 (J)	
11/4/2016	0.0032 (J)	
1/23/2017	0.0031 (J)	
3/29/2017	0.0023 (J)	
9/27/2017	0.0048 (J)	
3/15/2018	0.0025 (J)	
9/13/2018	0.0032 (J)	
3/14/2019	<0.02	
9/11/2019	0.0065 (J)	
3/10/2020	0.0031 (J)	
9/11/2020	<0.02	
3/11/2021	<0.02	
8/6/2021	<0.02	
2/1/2022	<0.02	
8/12/2022	<0.02	
2/15/2023	<0.02	
7/26/2023	<0.02	
2/20/2024		<0.02
8/5/2024		<0.02
2/26/2025		<0.02
9/2/2025		0.0032 (J)

ND substitution: RL or RL/2 if <15% NDs.

Mann-Whitney (Wilcoxon Rank Sum)

Constituent: Zinc (mg/L) Analysis Run 4/27/2026 2:27 PM View: Appendix I Mann-Whitney

Plant Bowen Client: Southern Company Data: Bowen 1, 2, 9, & 10

	GWC-45R	GWC-45R
8/24/2007	0.033	
10/23/2007	0.013	
11/18/2007	0.0075	
1/15/2008	0.051	
3/5/2008	0.016	
5/12/2008	0.0069	
12/2/2008	0.0053	
4/28/2009	0.0075	
10/13/2009	0.017	
4/21/2010	0.0037	
10/4/2010	0.0049	
4/18/2011	0.0049	
10/5/2011	0.0043	
5/3/2012	<0.01	
10/15/2012	0.0043	
4/16/2013	0.0038	
10/22/2013	0.0032	
4/23/2014	0.0042	
10/1/2014	0.017	
4/3/2015	0.0043	
10/9/2015	0.0027	
3/16/2016	0.00697 (J)	
5/16/2016	0.00452 (J)	
7/25/2016	0.003 (J)	
9/19/2016	0.0034 (J)	
11/3/2016	0.0039 (J)	
1/20/2017	0.0023 (J)	
3/29/2017	0.0041 (J)	
9/27/2017	0.0036 (J)	
3/15/2018	0.0053 (J)	
9/13/2018	0.0044 (J)	
3/14/2019	0.0022 (J)	
9/11/2019	0.0058 (J)	
3/10/2020	0.0035 (J)	
9/11/2020	<0.01	
3/11/2021	<0.01	
8/6/2021	<0.01	
2/1/2022	<0.01	
8/12/2022	<0.01	
2/15/2023	<0.01	
7/26/2023	<0.01	
2/20/2024		<0.01
8/5/2024		<0.01
2/26/2025		<0.01
9/2/2025		<0.01

ND substitution: RL or RL/2 if <15% NDs.

Mann-Whitney (Wilcoxon Rank Sum)

Constituent: Zinc (mg/L) Analysis Run 4/27/2026 2:27 PM View: Appendix I Mann-Whitney

Plant Bowen Client: Southern Company Data: Bowen 1, 2, 9, & 10

	GWC-46R	GWC-46R
3/10/2016	0.00337 (J)	
5/17/2016	0.00268 (J)	
7/26/2016	0.0031 (J)	
9/20/2016	0.0058 (J)	
11/4/2016	0.0029 (J)	
1/20/2017	<0.01	
3/28/2017	0.0026 (J)	
9/29/2017	0.0016 (J)	
3/15/2018	0.0034 (J)	
9/13/2018	0.0046 (J)	
3/18/2019	<0.01	
9/11/2019	0.0055 (J)	
3/10/2020	0.0029 (J)	
9/14/2020	<0.01	
3/11/2021	<0.01	
8/5/2021	<0.01	
1/31/2022	<0.01	
8/15/2022	<0.01	
2/14/2023	<0.01	
7/26/2023	<0.01	
2/21/2024		<0.01
8/5/2024		<0.01
2/26/2025		<0.01
8/29/2025		<0.01
9/24/2025		<0.01

ND substitution: RL or RL/2 if <15% NDs.

Mann-Whitney (Wilcoxon Rank Sum)

Constituent: Zinc (mg/L) Analysis Run 4/27/2026 2:27 PM View: Appendix I Mann-Whitney

Plant Bowen Client: Southern Company Data: Bowen 1, 2, 9, & 10

	GWC-47	GWC-47
3/10/2016	0.027	
5/18/2016	0.0277	
7/27/2016	0.0221	
9/20/2016	0.03	
11/7/2016	0.0202	
1/23/2017	0.0156	
3/29/2017	0.0192	
9/27/2017	0.0196	
12/28/2017	0.0315	
3/15/2018	0.036	
9/13/2018	0.031	
3/15/2019	0.051	
9/12/2019	0.035	
3/9/2020	0.044	
9/14/2020	0.032	
3/11/2021	0.047	
8/5/2021	0.037	
2/1/2022	0.038	
8/15/2022	0.027	
2/15/2023	0.05	
7/27/2023	0.049	
2/21/2024		0.06
8/5/2024		0.063
2/26/2025		0.05
8/28/2025		0.037

Mann-Whitney (Wilcoxon Rank Sum)

Constituent: Zinc (mg/L) Analysis Run 4/27/2026 2:27 PM View: Appendix I Mann-Whitney

Plant Bowen Client: Southern Company Data: Bowen 1, 2, 9, & 10

	GWC-47R	GWC-47R
3/10/2016	0.0154	
5/18/2016	0.0136	
7/27/2016	0.0153	
9/20/2016	0.0173	
11/4/2016	0.0149	
1/20/2017	0.0134	
3/29/2017	0.0117	
9/27/2017	0.0111	
3/16/2018	0.012	
9/13/2018	0.014	
3/19/2019	0.016	
9/11/2019	0.028	
3/9/2020	0.032	
9/15/2020	0.028	
3/11/2021	0.028	
8/5/2021	0.024	
2/1/2022	0.029	
8/15/2022	0.04	
2/15/2023	0.031	
7/27/2023	0.024	
2/21/2024		<0.02
8/5/2024		0.017 (J)
2/26/2025		0.018 (J)
9/2/2025		0.021

ND substitution: RL or RL/2 if <15% NDs.

Mann-Whitney (Wilcoxon Rank Sum)

Constituent: Zinc (mg/L) Analysis Run 4/27/2026 2:27 PM View: Appendix I Mann-Whitney

Plant Bowen Client: Southern Company Data: Bowen 1, 2, 9, & 10

	GWC-48	GWC-48
3/10/2016	0.00618 (J)	
5/17/2016	0.00672 (J)	
7/27/2016	0.0065 (J)	
9/20/2016	0.0081 (J)	
11/4/2016	0.0071 (J)	
1/23/2017	<0.02	
3/28/2017	0.0046 (J)	
9/29/2017	0.0055 (J)	
3/15/2018	0.0073 (J)	
9/13/2018	0.0078 (J)	
3/15/2019	0.0058 (J)	
9/11/2019	0.011	
3/9/2020	0.0079 (J)	
9/14/2020	0.0076 (J)	
3/11/2021	0.0088 (J)	
8/4/2021	<0.02	
1/31/2022	<0.02	
8/15/2022	0.0094 (J)	
2/15/2023	0.011 (J)	
7/26/2023	0.012 (J)	
2/21/2024		0.011 (J)
8/5/2024		0.0099 (J)
2/26/2025		0.016 (J)
8/29/2025		0.014

ND substitution: RL or RL/2 if <15% NDs.

Mann-Whitney (Wilcoxon Rank Sum)

Constituent: Zinc (mg/L) Analysis Run 4/27/2026 2:27 PM View: Appendix I Mann-Whitney

Plant Bowen Client: Southern Company Data: Bowen 1, 2, 9, & 10

	GWC-49R	GWC-49R
3/17/2016	<0.01	
5/18/2016	<0.01	
7/27/2016	0.0029 (J)	
9/21/2016	<0.01	
11/4/2016	<0.01	
1/24/2017	<0.01	
3/29/2017	0.0022 (J)	
9/29/2017	<0.01	
3/15/2018	0.0023 (J)	
9/13/2018	0.0027 (J)	
3/18/2019	<0.01	
9/11/2019	0.005 (J)	
3/11/2020	0.0036 (J)	
9/11/2020	<0.01	
3/15/2021	<0.01	
8/11/2021	<0.01	
2/1/2022	<0.01	
8/15/2022	<0.01	
2/14/2023	<0.01	
7/27/2023	<0.01	
2/21/2024		<0.01
8/6/2024		<0.01
2/26/2025		<0.01
8/29/2025		<0.01

ND substitution: RL or RL/2 if <15% NDs.

Mann-Whitney (Wilcoxon Rank Sum)

Constituent: Zinc (mg/L) Analysis Run 4/27/2026 2:27 PM View: Appendix I Mann-Whitney

Plant Bowen Client: Southern Company Data: Bowen 1, 2, 9, & 10

	GWC-49Z	GWC-49Z
3/17/2016	<0.01	
5/18/2016	0.00208 (J)	
7/28/2016	0.0032 (J)	
9/21/2016	0.0079 (J)	
11/7/2016	0.0043 (J)	
1/24/2017	0.0053 (J)	
3/30/2017	0.0047 (J)	
9/29/2017	0.004 (J)	
3/15/2018	0.0039 (J)	
9/14/2018	0.0046 (J)	
3/19/2019	0.0034 (J)	
9/11/2019	0.0085 (J)	
3/9/2020	0.0047 (J)	
9/14/2020	0.0042 (J)	
3/15/2021	<0.01	
8/5/2021	<0.01	
2/1/2022	<0.01	
8/15/2022	<0.01	
2/14/2023	<0.01	
7/27/2023	<0.01	
2/21/2024		<0.01
8/6/2024		<0.01
2/26/2025		<0.01
8/29/2025		<0.01

ND substitution: RL or RL/2 if <15% NDs.

Appendix III Mann-Whitney Test - Significant Results

Plant Bowen Client: Southern Company Data: Bowen 1, 2, 9, & 10 Printed 8/10/2026, 4:30 PM

Constituent	Well	Calc.	0.01	Alpha	Sig.	Method
Calcium (mg/L)	**GWA-42 (bg)**	**2.707**	**Yes**	**0.01**	**Yes**	**Mann-W**
Calcium (mg/L)	**GWA-43 (bg)**	**-3.141**	**Yes**	**0.01**	**Yes**	**Mann-W**
Calcium (mg/L)	**GWA-50R (bg)**	**-2.817**	**Yes**	**0.01**	**Yes**	**Mann-W**
Calcium (mg/L)	**GWC-15R**	**-2.828**	**Yes**	**0.01**	**Yes**	**Mann-W**
Sulfate (mg/L)	**GWA-39RZ (bg)**	**-3.043**	**Yes**	**0.01**	**Yes**	**Mann-W**
Sulfate (mg/L)	**GWC-5**	**-2.579**	**Yes**	**0.01**	**Yes**	**Mann-W**
Sulfate (mg/L)	**GWC-6**	**-2.94**	**Yes**	**0.01**	**Yes**	**Mann-W**
Sulfate (mg/L)	**GWC-8Z**	**-2.708**	**Yes**	**0.01**	**Yes**	**Mann-W**
Sulfate (mg/L)	**GWC-9**	**2.708**	**Yes**	**0.01**	**Yes**	**Mann-W**
Sulfate (mg/L)	**GWC-15R**	**-3.078**	**Yes**	**0.01**	**Yes**	**Mann-W**
Sulfate (mg/L)	**GWC-15Z**	**-2.964**	**Yes**	**0.01**	**Yes**	**Mann-W**
Sulfate (mg/L)	**GWC-46R**	**-2.855**	**Yes**	**0.01**	**Yes**	**Mann-W**
Sulfate (mg/L)	**GWC-47**	**2.811**	**Yes**	**0.01**	**Yes**	**Mann-W**
Sulfate (mg/L)	**GWC-48**	**2.598**	**Yes**	**0.01**	**Yes**	**Mann-W**
Sulfate (mg/L)	**GWC-49R**	**-2.884**	**Yes**	**0.01**	**Yes**	**Mann-W**
Sulfate (mg/L)	**GWC-49Z**	**-3.127**	**Yes**	**0.01**	**Yes**	**Mann-W**
TDS (mg/L)	**GWC-15R**	**-2.673**	**Yes**	**0.01**	**Yes**	**Mann-W**

Appendix III Mann-Whitney Test - All Results

Plant Bowen Client: Southern Company Data: Bowen 1, 2, 9, & 10 Printed 8/10/2026, 4:30 PM

Constituent	Well	Calc.	0.01	Alpha	Sig.	Method
Boron (mg/L)	GWA-1 (bg)	1.387	No	0.01	No	Mann-W
Boron (mg/L)	GWA-2 (bg)	1.138	No	0.01	No	Mann-W
Boron (mg/L)	GWA-2R (bg)	-0.2359	No	0.01	No	Mann-W
Boron (mg/L)	GWA-3A (bg)	0.7411	No	0.01	No	Mann-W
Boron (mg/L)	GWA-4RZ (bg)	0.1124	No	0.01	No	Mann-W
Boron (mg/L)	GWA-39RZ (bg)	2.159	No	0.01	No	Mann-W
Boron (mg/L)	GWA-39Z (bg)	1.138	No	0.01	No	Mann-W
Boron (mg/L)	GWA-40 (bg)	1.008	No	0.01	No	Mann-W
Boron (mg/L)	GWA-41 (bg)	0	No	0.01	No	Mann-W
Boron (mg/L)	GWA-41R (bg)	-0.3361	No	0.01	No	Mann-W
Boron (mg/L)	GWA-42 (bg)	-0.1061	No	0.01	No	Mann-W
Boron (mg/L)	GWA-43 (bg)	-0.5224	No	0.01	No	Mann-W
Boron (mg/L)	GWA-43R (bg)	-1.599	No	0.01	No	Mann-W
Boron (mg/L)	GWA-50 (bg)	0.8707	No	0.01	No	Mann-W
Boron (mg/L)	GWA-50R (bg)	0.722	No	0.01	No	Mann-W
Boron (mg/L)	GWC-5	0.8707	No	0.01	No	Mann-W
Boron (mg/L)	GWC-6	0.3273	No	0.01	No	Mann-W
Boron (mg/L)	GWC-6RZ	0.722	No	0.01	No	Mann-W
Boron (mg/L)	GWC-7Z	1.632	No	0.01	No	Mann-W
Boron (mg/L)	GWC-8RR	0.722	No	0.01	No	Mann-W
Boron (mg/L)	GWC-8Z	0.722	No	0.01	No	Mann-W
Boron (mg/L)	GWC-9	-0.5224	No	0.01	No	Mann-W
Boron (mg/L)	GWC-10	0.3273	No	0.01	No	Mann-W
Boron (mg/L)	GWC-10R	0.8707	No	0.01	No	Mann-W
Boron (mg/L)	GWC-11	0.5512	No	0.01	No	Mann-W
Boron (mg/L)	GWC-11R	1.008	No	0.01	No	Mann-W
Boron (mg/L)	GWC-13	0.3734	No	0.01	No	Mann-W
Boron (mg/L)	GWC-13RZ	1.155	No	0.01	No	Mann-W
Boron (mg/L)	GWC-14Z	0.7411	No	0.01	No	Mann-W
Boron (mg/L)	GWC-15R	1.263	No	0.01	No	Mann-W
Boron (mg/L)	GWC-15Z	1.008	No	0.01	No	Mann-W
Boron (mg/L)	GWC-44	1.073	No	0.01	No	Mann-W
Boron (mg/L)	GWC-45	0.8707	No	0.01	No	Mann-W
Boron (mg/L)	GWC-45R	-0.1199	No	0.01	No	Mann-W
Boron (mg/L)	GWC-46R	1.135	No	0.01	No	Mann-W
Boron (mg/L)	GWC-47	1.008	No	0.01	No	Mann-W
Boron (mg/L)	GWC-47R	1.008	No	0.01	No	Mann-W
Boron (mg/L)	GWC-48	0.5512	No	0.01	No	Mann-W
Boron (mg/L)	GWC-49R	1.008	No	0.01	No	Mann-W
Boron (mg/L)	GWC-49Z	1.51	No	0.01	No	Mann-W
Calcium (mg/L)	GWA-1 (bg)	1.52	No	0.01	No	Mann-W
Calcium (mg/L)	GWA-2 (bg)	1.075	No	0.01	No	Mann-W
Calcium (mg/L)	GWA-2R (bg)	0.8524	No	0.01	No	Mann-W
Calcium (mg/L)	GWA-4RZ (bg)	2.485	No	0.01	No	Mann-W
Calcium (mg/L)	GWA-39RZ (bg)	1.137	No	0.01	No	Mann-W
Calcium (mg/L)	GWA-39Z (bg)	0.1777	No	0.01	No	Mann-W
Calcium (mg/L)	GWA-40 (bg)	0.1484	No	0.01	No	Mann-W
Calcium (mg/L)	GWA-41 (bg)	-0.1853	No	0.01	No	Mann-W
Calcium (mg/L)	GWA-41R (bg)	1.52	No	0.01	No	Mann-W
Calcium (mg/L)	**GWA-42 (bg)**	**2.707**	**Yes**	**0.01**	**Yes**	**Mann-W**
Calcium (mg/L)	**GWA-43 (bg)**	**-3.141**	**Yes**	**0.01**	**Yes**	**Mann-W**
Calcium (mg/L)	GWA-43R (bg)	1.102	No	0.01	No	Mann-W
Calcium (mg/L)	GWA-50 (bg)	-1.301	No	0.01	No	Mann-W
Calcium (mg/L)	**GWA-50R (bg)**	**-2.817**	**Yes**	**0.01**	**Yes**	**Mann-W**
Calcium (mg/L)	GWC-5	-0.7786	No	0.01	No	Mann-W
Calcium (mg/L)	GWC-6	1.744	No	0.01	No	Mann-W
Calcium (mg/L)	GWC-6RZ	-1.483	No	0.01	No	Mann-W
Calcium (mg/L)	GWC-7Z	0.3709	No	0.01	No	Mann-W
Calcium (mg/L)	GWC-8RR	1.632	No	0.01	No	Mann-W
Calcium (mg/L)	GWC-8Z	-0.5839	No	0.01	No	Mann-W
Calcium (mg/L)	GWC-9	0.7415	No	0.01	No	Mann-W
Calcium (mg/L)	GWC-10	0.1855	No	0.01	No	Mann-W
Calcium (mg/L)	GWC-10R	1.483	No	0.01	No	Mann-W
Calcium (mg/L)	GWC-11	0.5191	No	0.01	No	Mann-W
Calcium (mg/L)	GWC-11R	1.854	No	0.01	No	Mann-W

Appendix III Mann-Whitney Test - All Results

Plant Bowen Client: Southern Company Data: Bowen 1, 2, 9, & 10 Printed 8/10/2026, 4:30 PM

Constituent	Well	Calc.	0.01	Alpha	Sig.	Method
Calcium (mg/L)	GWC-12	-0.1858	No	0.01	No	Mann-W
Calcium (mg/L)	GWC-13	-1.001	No	0.01	No	Mann-W
Calcium (mg/L)	GWC-13RZ	-1.484	No	0.01	No	Mann-W
Calcium (mg/L)	GWC-14Z	-2.503	No	0.01	No	Mann-W
Calcium (mg/L)	**GWC-15R**	**-2.828**	**Yes**	**0.01**	**Yes**	**Mann-W**
Calcium (mg/L)	GWC-15Z	0.5566	No	0.01	No	Mann-W
Calcium (mg/L)	GWC-44	-0.9269	No	0.01	No	Mann-W
Calcium (mg/L)	GWC-45	1.966	No	0.01	No	Mann-W
Calcium (mg/L)	GWC-45R	1.223	No	0.01	No	Mann-W
Calcium (mg/L)	GWC-46R	-0.6835	No	0.01	No	Mann-W
Calcium (mg/L)	GWC-47	1.15	No	0.01	No	Mann-W
Calcium (mg/L)	GWC-47R	1.965	No	0.01	No	Mann-W
Calcium (mg/L)	GWC-48	2.262	No	0.01	No	Mann-W
Calcium (mg/L)	GWC-49R	1.298	No	0.01	No	Mann-W
Calcium (mg/L)	GWC-49Z	-2.031	No	0.01	No	Mann-W
Fluoride (mg/L)	GWA-1 (bg)	0.112	No	0.01	No	Mann-W
Fluoride (mg/L)	GWA-2 (bg)	-1.327	No	0.01	No	Mann-W
Fluoride (mg/L)	GWA-2R (bg)	-0.7212	No	0.01	No	Mann-W
Fluoride (mg/L)	GWA-3A (bg)	-1.173	No	0.01	No	Mann-W
Fluoride (mg/L)	GWA-4RZ (bg)	-2.05	No	0.01	No	Mann-W
Fluoride (mg/L)	GWA-39RZ (bg)	0.5926	No	0.01	No	Mann-W
Fluoride (mg/L)	GWA-39Z (bg)	0.6513	No	0.01	No	Mann-W
Fluoride (mg/L)	GWA-40 (bg)	0.345	No	0.01	No	Mann-W
Fluoride (mg/L)	GWA-41 (bg)	0.3745	No	0.01	No	Mann-W
Fluoride (mg/L)	GWA-41R (bg)	-0.2473	No	0.01	No	Mann-W
Fluoride (mg/L)	GWA-42 (bg)	0.8372	No	0.01	No	Mann-W
Fluoride (mg/L)	GWA-43 (bg)	0.8707	No	0.01	No	Mann-W
Fluoride (mg/L)	GWA-43R (bg)	1.138	No	0.01	No	Mann-W
Fluoride (mg/L)	GWA-50 (bg)	1.008	No	0.01	No	Mann-W
Fluoride (mg/L)	GWA-50R (bg)	1.008	No	0.01	No	Mann-W
Fluoride (mg/L)	GWC-5	0.04946	No	0.01	No	Mann-W
Fluoride (mg/L)	GWC-6	-0.7957	No	0.01	No	Mann-W
Fluoride (mg/L)	GWC-6RZ	-1.381	No	0.01	No	Mann-W
Fluoride (mg/L)	GWC-7Z	-0.9194	No	0.01	No	Mann-W
Fluoride (mg/L)	GWC-8RR	-0.04946	No	0.01	No	Mann-W
Fluoride (mg/L)	GWC-8Z	0.8645	No	0.01	No	Mann-W
Fluoride (mg/L)	GWC-9	-0.3462	No	0.01	No	Mann-W
Fluoride (mg/L)	GWC-10	-0.1633	No	0.01	No	Mann-W
Fluoride (mg/L)	GWC-10R	1.008	No	0.01	No	Mann-W
Fluoride (mg/L)	GWC-11	-0.694	No	0.01	No	Mann-W
Fluoride (mg/L)	GWC-11R	0.8707	No	0.01	No	Mann-W
Fluoride (mg/L)	GWC-12	-0.3882	No	0.01	No	Mann-W
Fluoride (mg/L)	GWC-13	0.08626	No	0.01	No	Mann-W
Fluoride (mg/L)	GWC-13RZ	0.2977	No	0.01	No	Mann-W
Fluoride (mg/L)	GWC-14Z	1.263	No	0.01	No	Mann-W
Fluoride (mg/L)	GWC-15R	1.138	No	0.01	No	Mann-W
Fluoride (mg/L)	GWC-15Z	0.6904	No	0.01	No	Mann-W
Fluoride (mg/L)	GWC-44	-0.2196	No	0.01	No	Mann-W
Fluoride (mg/L)	GWC-45	0.722	No	0.01	No	Mann-W
Fluoride (mg/L)	GWC-45R	0.04474	No	0.01	No	Mann-W
Fluoride (mg/L)	GWC-46R	0.1872	No	0.01	No	Mann-W
Fluoride (mg/L)	GWC-47	0.3879	No	0.01	No	Mann-W
Fluoride (mg/L)	GWC-47R	-0.9991	No	0.01	No	Mann-W
Fluoride (mg/L)	GWC-48	0.7997	No	0.01	No	Mann-W
Fluoride (mg/L)	GWC-49R	-0.7957	No	0.01	No	Mann-W
Fluoride (mg/L)	GWC-49Z	0.722	No	0.01	No	Mann-W
Sulfate (mg/L)	GWA-1 (bg)	-1.632	No	0.01	No	Mann-W
Sulfate (mg/L)	GWA-2 (bg)	0.3336	No	0.01	No	Mann-W
Sulfate (mg/L)	GWA-2R (bg)	1.816	No	0.01	No	Mann-W
Sulfate (mg/L)	GWA-4RZ (bg)	0.6047	No	0.01	No	Mann-W
Sulfate (mg/L)	**GWA-39RZ (bg)**	**-3.043**	**Yes**	**0.01**	**Yes**	**Mann-W**
Sulfate (mg/L)	GWA-39Z (bg)	-2.451	No	0.01	No	Mann-W
Sulfate (mg/L)	GWA-40 (bg)	-0.896	No	0.01	No	Mann-W
Sulfate (mg/L)	GWA-41 (bg)	-0.6679	No	0.01	No	Mann-W
Sulfate (mg/L)	GWA-41R (bg)	-0.7786	No	0.01	No	Mann-W

Appendix III Mann-Whitney Test - All Results

Plant Bowen Client: Southern Company Data: Bowen 1, 2, 9, & 10 Printed 8/10/2026, 4:30 PM

Constituent	Well	Calc.	0.01	Alpha	Sig.	Method
Sulfate (mg/L)	GWA-42 (bg)	-1.601	No	0.01	No	Mann-W
Sulfate (mg/L)	GWA-43 (bg)	0.2798	No	0.01	No	Mann-W
Sulfate (mg/L)	GWA-43R (bg)	-2.189	No	0.01	No	Mann-W
Sulfate (mg/L)	GWA-50 (bg)	-0.2659	No	0.01	No	Mann-W
Sulfate (mg/L)	GWA-50R (bg)	-2.559	No	0.01	No	Mann-W
Sulfate (mg/L)	**GWC-5**	**-2.579**	**Yes**	**0.01**	**Yes**	**Mann-W**
Sulfate (mg/L)	**GWC-6**	**-2.94**	**Yes**	**0.01**	**Yes**	**Mann-W**
Sulfate (mg/L)	GWC-6RZ	-2.305	No	0.01	No	Mann-W
Sulfate (mg/L)	GWC-7Z	-0.07433	No	0.01	No	Mann-W
Sulfate (mg/L)	GWC-8RR	-0.8898	No	0.01	No	Mann-W
Sulfate (mg/L)	**GWC-8Z**	**-2.708**	**Yes**	**0.01**	**Yes**	**Mann-W**
Sulfate (mg/L)	**GWC-9**	**2.708**	**Yes**	**0.01**	**Yes**	**Mann-W**
Sulfate (mg/L)	GWC-10	0.2976	No	0.01	No	Mann-W
Sulfate (mg/L)	GWC-10R	-2.194	No	0.01	No	Mann-W
Sulfate (mg/L)	GWC-11	-2.12	No	0.01	No	Mann-W
Sulfate (mg/L)	GWC-11R	-2.491	No	0.01	No	Mann-W
Sulfate (mg/L)	GWC-12	1.757	No	0.01	No	Mann-W
Sulfate (mg/L)	GWC-13	0.3032	No	0.01	No	Mann-W
Sulfate (mg/L)	GWC-13RZ	-2.41	No	0.01	No	Mann-W
Sulfate (mg/L)	GWC-14Z	1.162	No	0.01	No	Mann-W
Sulfate (mg/L)	**GWC-15R**	**-3.078**	**Yes**	**0.01**	**Yes**	**Mann-W**
Sulfate (mg/L)	**GWC-15Z**	**-2.964**	**Yes**	**0.01**	**Yes**	**Mann-W**
Sulfate (mg/L)	GWC-44	-1.446	No	0.01	No	Mann-W
Sulfate (mg/L)	GWC-45	-0.2658	No	0.01	No	Mann-W
Sulfate (mg/L)	GWC-45R	0.7054	No	0.01	No	Mann-W
Sulfate (mg/L)	**GWC-46R**	**-2.855**	**Yes**	**0.01**	**Yes**	**Mann-W**
Sulfate (mg/L)	**GWC-47**	**2.811**	**Yes**	**0.01**	**Yes**	**Mann-W**
Sulfate (mg/L)	GWC-47R	-0.9273	No	0.01	No	Mann-W
Sulfate (mg/L)	**GWC-48**	**2.598**	**Yes**	**0.01**	**Yes**	**Mann-W**
Sulfate (mg/L)	**GWC-49R**	**-2.884**	**Yes**	**0.01**	**Yes**	**Mann-W**
Sulfate (mg/L)	**GWC-49Z**	**-3.127**	**Yes**	**0.01**	**Yes**	**Mann-W**
TDS (mg/L)	GWA-1 (bg)	0.2968	No	0.01	No	Mann-W
TDS (mg/L)	GWA-2 (bg)	0.8897	No	0.01	No	Mann-W
TDS (mg/L)	GWA-2R (bg)	0.5931	No	0.01	No	Mann-W
TDS (mg/L)	GWA-4RZ (bg)	1.743	No	0.01	No	Mann-W
TDS (mg/L)	GWA-39RZ (bg)	0.04059	No	0.01	No	Mann-W
TDS (mg/L)	GWA-39Z (bg)	0.7045	No	0.01	No	Mann-W
TDS (mg/L)	GWA-40 (bg)	-0.07421	No	0.01	No	Mann-W
TDS (mg/L)	GWA-41 (bg)	0.4452	No	0.01	No	Mann-W
TDS (mg/L)	GWA-41R (bg)	1.372	No	0.01	No	Mann-W
TDS (mg/L)	GWA-42 (bg)	2.115	No	0.01	No	Mann-W
TDS (mg/L)	GWA-43 (bg)	-2.054	No	0.01	No	Mann-W
TDS (mg/L)	GWA-43R (bg)	0.9646	No	0.01	No	Mann-W
TDS (mg/L)	GWA-50 (bg)	1.456	No	0.01	No	Mann-W
TDS (mg/L)	GWA-50R (bg)	0.3417	No	0.01	No	Mann-W
TDS (mg/L)	GWC-5	0.7467	No	0.01	No	Mann-W
TDS (mg/L)	GWC-6	0.07766	No	0.01	No	Mann-W
TDS (mg/L)	GWC-6RZ	-0.9269	No	0.01	No	Mann-W
TDS (mg/L)	GWC-7Z	0.5564	No	0.01	No	Mann-W
TDS (mg/L)	GWC-8RR	0.0742	No	0.01	No	Mann-W
TDS (mg/L)	GWC-8Z	-0.9273	No	0.01	No	Mann-W
TDS (mg/L)	GWC-9	0.7788	No	0.01	No	Mann-W
TDS (mg/L)	GWC-10	0.03713	No	0.01	No	Mann-W
TDS (mg/L)	GWC-10R	0.3708	No	0.01	No	Mann-W
TDS (mg/L)	GWC-11	0.3709	No	0.01	No	Mann-W
TDS (mg/L)	GWC-11R	1.967	No	0.01	No	Mann-W
TDS (mg/L)	GWC-12	1.04	No	0.01	No	Mann-W
TDS (mg/L)	GWC-13	-0.8898	No	0.01	No	Mann-W
TDS (mg/L)	GWC-13RZ	-2.354	No	0.01	No	Mann-W
TDS (mg/L)	GWC-14Z	-1.201	No	0.01	No	Mann-W
TDS (mg/L)	**GWC-15R**	**-2.673**	**Yes**	**0.01**	**Yes**	**Mann-W**
TDS (mg/L)	GWC-15Z	0.3489	No	0.01	No	Mann-W
TDS (mg/L)	GWC-44	-0.1855	No	0.01	No	Mann-W
TDS (mg/L)	GWC-45	0.9961	No	0.01	No	Mann-W
TDS (mg/L)	GWC-45R	1.358	No	0.01	No	Mann-W

Appendix III Mann-Whitney Test - All Results

Plant Bowen Client: Southern Company Data: Bowen 1, 2, 9, & 10 Printed 8/10/2026, 4:30 PM

Constituent	Well	Calc.	0.01	Alpha	Sig.	Method
TDS (mg/L)	GWC-46R	-0.5566	No	0.01	No	Mann-W
TDS (mg/L)	GWC-47	-0.1854	No	0.01	No	Mann-W
TDS (mg/L)	GWC-47R	-0.1483	No	0.01	No	Mann-W
TDS (mg/L)	GWC-48	2.449	No	0.01	No	Mann-W
TDS (mg/L)	GWC-49R	0.9642	No	0.01	No	Mann-W
TDS (mg/L)	GWC-49Z	-0.2713	No	0.01	No	Mann-W

Sanitas™ v.10.1.08 Software licensed to Groundwater Stats Consulting. UG
Hollow symbols indicate censored values.

Mann-Whitney (Wilcoxon Rank Sum)

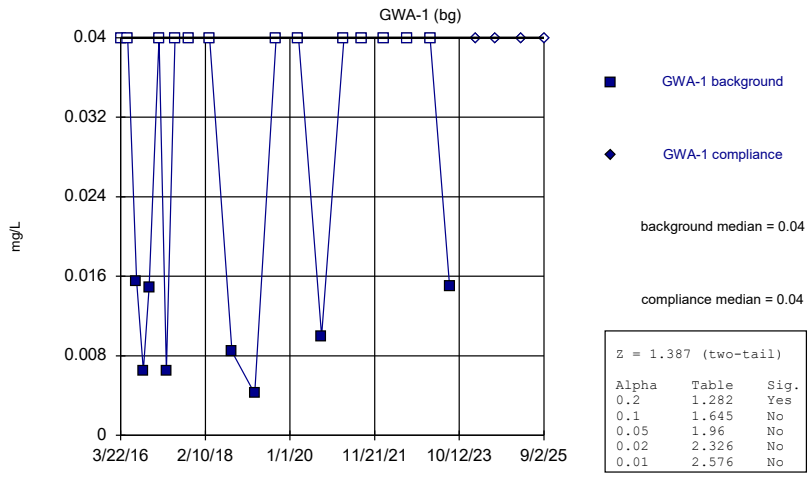

Z = 1.387 (two-tail)

Alpha	Table	Sig.
0.2	1.282	Yes
0.1	1.645	No
0.05	1.96	No
0.02	2.326	No
0.01	2.576	No

Constituent: Boron Analysis Run 8/10/2026 4:23 PM View: Appendix III Mann-Whitney
Plant Bowen Client: Southern Company Data: Bowen 1, 2, 9, & 10

Sanitas™ v.10.1.08 Software licensed to Groundwater Stats Consulting. UG
Hollow symbols indicate censored values.

Mann-Whitney (Wilcoxon Rank Sum)

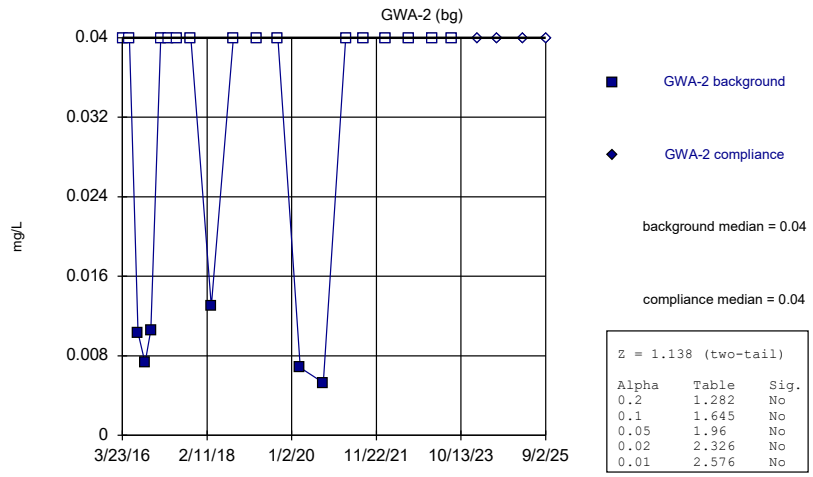

Z = 1.138 (two-tail)

Alpha	Table	Sig.
0.2	1.282	No
0.1	1.645	No
0.05	1.96	No
0.02	2.326	No
0.01	2.576	No

Constituent: Boron Analysis Run 8/10/2026 4:23 PM View: Appendix III Mann-Whitney
Plant Bowen Client: Southern Company Data: Bowen 1, 2, 9, & 10

Sanitas™ v.10.1.08 Software licensed to Groundwater Stats Consulting. UG
Hollow symbols indicate censored values.

Mann-Whitney (Wilcoxon Rank Sum)

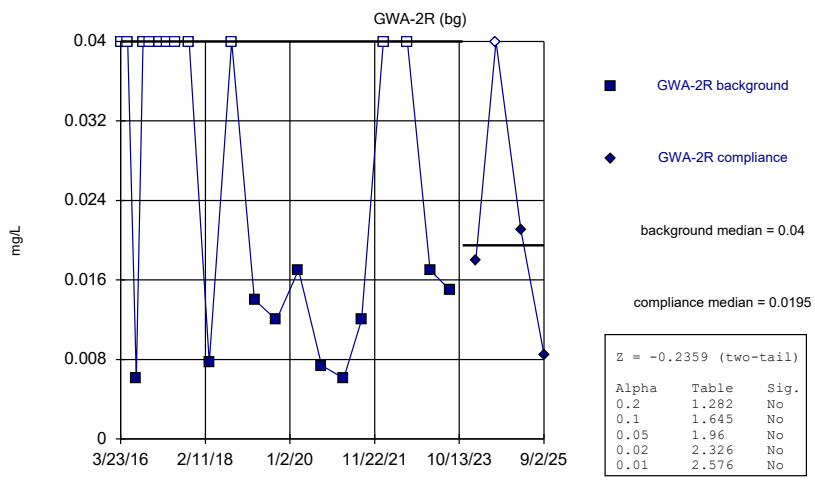

Z = -0.2359 (two-tail)

Alpha	Table	Sig.
0.2	1.282	No
0.1	1.645	No
0.05	1.96	No
0.02	2.326	No
0.01	2.576	No

Constituent: Boron Analysis Run 8/10/2026 4:23 PM View: Appendix III Mann-Whitney
Plant Bowen Client: Southern Company Data: Bowen 1, 2, 9, & 10

Sanitas™ v.10.1.08 Software licensed to Groundwater Stats Consulting. UG
Hollow symbols indicate censored values.

Mann-Whitney (Wilcoxon Rank Sum)

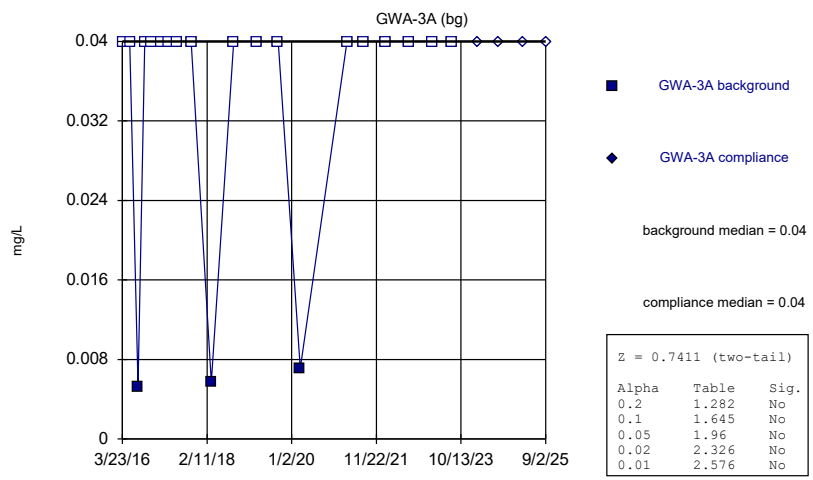

Z = 0.7411 (two-tail)

Alpha	Table	Sig.
0.2	1.282	No
0.1	1.645	No
0.05	1.96	No
0.02	2.326	No
0.01	2.576	No

Constituent: Boron Analysis Run 8/10/2026 4:23 PM View: Appendix III Mann-Whitney
Plant Bowen Client: Southern Company Data: Bowen 1, 2, 9, & 10

Sanitas™ v.10.1.08 Software licensed to Groundwater Stats Consulting. UG
Hollow symbols indicate censored values.

Mann-Whitney (Wilcoxon Rank Sum)

GWA-4RZ (bg)

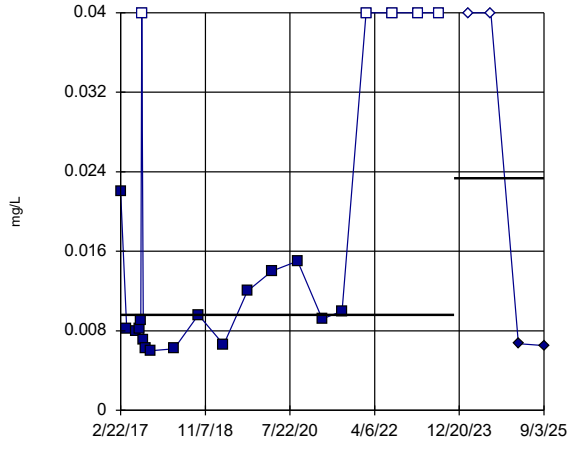

GWA-4RZ background

GWA-4RZ compliance

background median = 0.0096

compliance median = 0.02335

Z = 0.1124 (two-tail)

Alpha	Table	Sig.
0.2	1.282	No
0.1	1.645	No
0.05	1.96	No
0.02	2.326	No
0.01	2.576	No

Constituent: Boron Analysis Run 8/10/2026 4:23 PM View: Appendix III Mann-Whitney
Plant Bowen Client: Southern Company Data: Bowen 1, 2, 9, & 10

Sanitas™ v.10.1.08 Software licensed to Groundwater Stats Consulting. UG
Hollow symbols indicate censored values.

Mann-Whitney (Wilcoxon Rank Sum)

GWA-39RZ (bg)

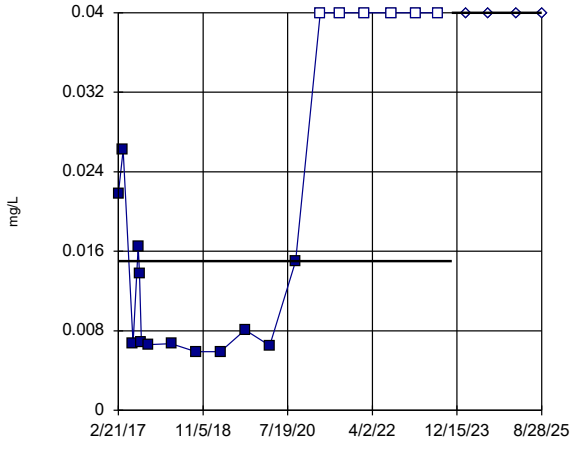

GWA-39RZ background

GWA-39RZ compliance

background median = 0.015

compliance median = 0.04

Z = 2.159 (two-tail)

Alpha	Table	Sig.
0.2	1.282	Yes
0.1	1.645	Yes
0.05	1.96	Yes
0.02	2.326	No
0.01	2.576	No

Constituent: Boron Analysis Run 8/10/2026 4:23 PM View: Appendix III Mann-Whitney
Plant Bowen Client: Southern Company Data: Bowen 1, 2, 9, & 10

Sanitas™ v.10.1.08 Software licensed to Groundwater Stats Consulting. UG
Hollow symbols indicate censored values.

Mann-Whitney (Wilcoxon Rank Sum)

GWA-39Z (bg)

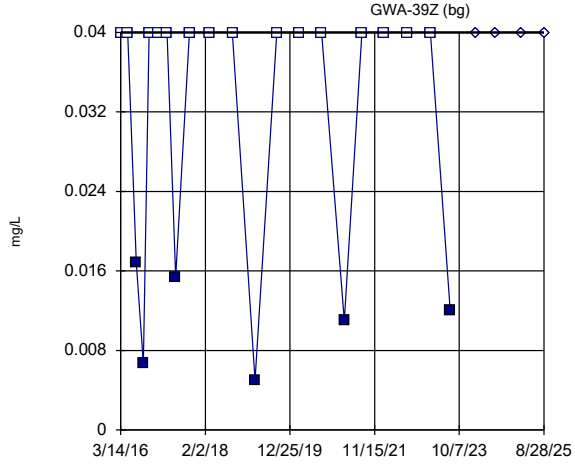

GWA-39Z background

GWA-39Z compliance

background median = 0.04

compliance median = 0.04

Z = 1.138 (two-tail)

Alpha	Table	Sig.
0.2	1.282	No
0.1	1.645	No
0.05	1.96	No
0.02	2.326	No
0.01	2.576	No

Constituent: Boron Analysis Run 8/10/2026 4:23 PM View: Appendix III Mann-Whitney
Plant Bowen Client: Southern Company Data: Bowen 1, 2, 9, & 10

Sanitas™ v.10.1.08 Software licensed to Groundwater Stats Consulting. UG
Hollow symbols indicate censored values.

Mann-Whitney (Wilcoxon Rank Sum)

GWA-40 (bg)

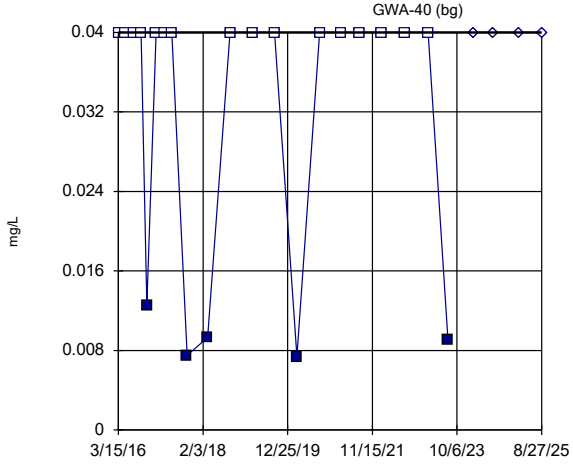

GWA-40 background

GWA-40 compliance

background median = 0.04

compliance median = 0.04

Z = 1.008 (two-tail)

Alpha	Table	Sig.
0.2	1.282	No
0.1	1.645	No
0.05	1.96	No
0.02	2.326	No
0.01	2.576	No

Constituent: Boron Analysis Run 8/10/2026 4:23 PM View: Appendix III Mann-Whitney
Plant Bowen Client: Southern Company Data: Bowen 1, 2, 9, & 10

Sanitas™ v.10.1.08 Software licensed to Groundwater Stats Consulting. UG
Hollow symbols indicate censored values.

Mann-Whitney (Wilcoxon Rank Sum)

GWA-41 (bg)

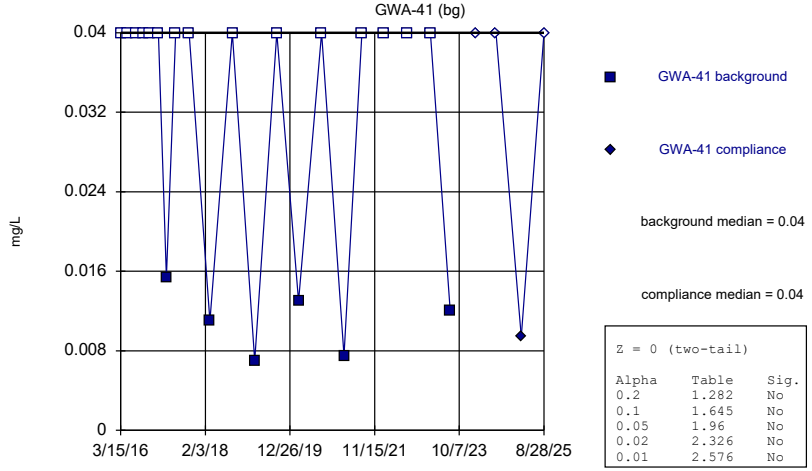

Z = 0 (two-tail)

Alpha	Table	Sig.
0.2	1.282	No
0.1	1.645	No
0.05	1.96	No
0.02	2.326	No
0.01	2.576	No

Constituent: Boron Analysis Run 8/10/2026 4:23 PM View: Appendix III Mann-Whitney
Plant Bowen Client: Southern Company Data: Bowen 1, 2, 9, & 10

Sanitas™ v.10.1.08 Software licensed to Groundwater Stats Consulting. UG
Hollow symbols indicate censored values.

Mann-Whitney (Wilcoxon Rank Sum)

GWA-41R (bg)

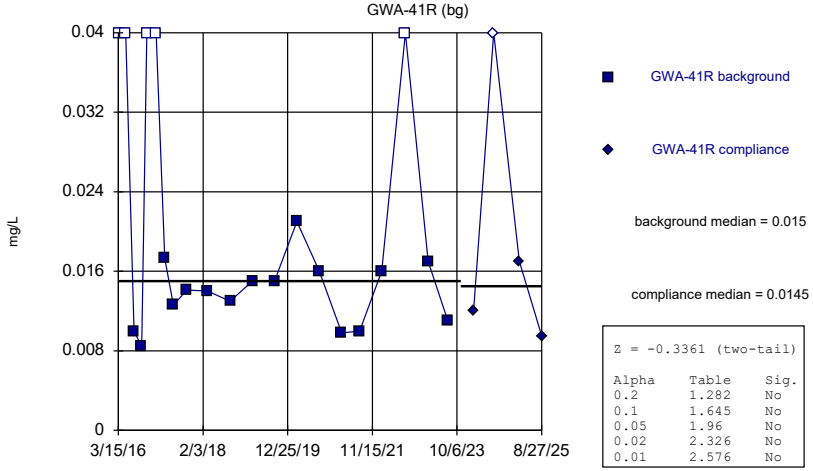

Z = -0.3361 (two-tail)

Alpha	Table	Sig.
0.2	1.282	No
0.1	1.645	No
0.05	1.96	No
0.02	2.326	No
0.01	2.576	No

Constituent: Boron Analysis Run 8/10/2026 4:23 PM View: Appendix III Mann-Whitney
Plant Bowen Client: Southern Company Data: Bowen 1, 2, 9, & 10

Sanitas™ v.10.1.08 Software licensed to Groundwater Stats Consulting. UG
Hollow symbols indicate censored values.

Mann-Whitney (Wilcoxon Rank Sum)

GWA-42 (bg)

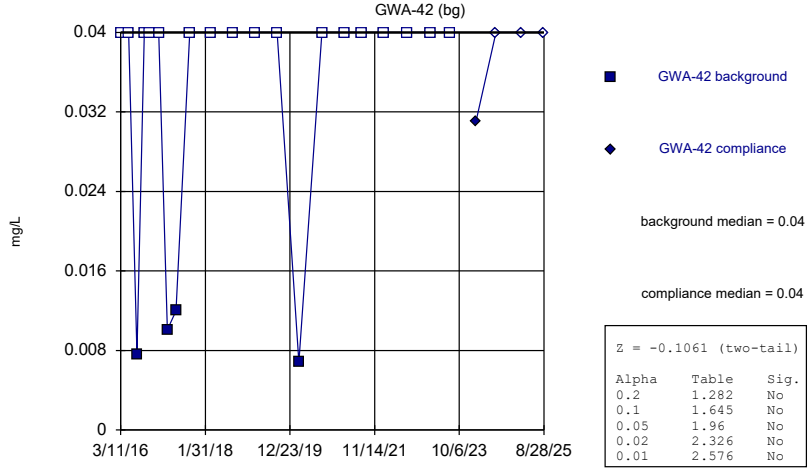

Z = -0.1061 (two-tail)

Alpha	Table	Sig.
0.2	1.282	No
0.1	1.645	No
0.05	1.96	No
0.02	2.326	No
0.01	2.576	No

Constituent: Boron Analysis Run 8/10/2026 4:23 PM View: Appendix III Mann-Whitney
Plant Bowen Client: Southern Company Data: Bowen 1, 2, 9, & 10

Sanitas™ v.10.1.08 Software licensed to Groundwater Stats Consulting. UG
Hollow symbols indicate censored values.

Mann-Whitney (Wilcoxon Rank Sum)

GWA-43 (bg)

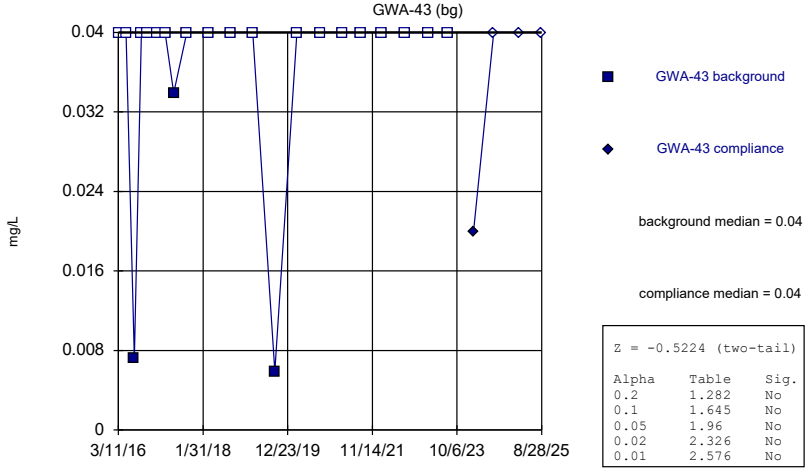

Z = -0.5224 (two-tail)

Alpha	Table	Sig.
0.2	1.282	No
0.1	1.645	No
0.05	1.96	No
0.02	2.326	No
0.01	2.576	No

Constituent: Boron Analysis Run 8/10/2026 4:23 PM View: Appendix III Mann-Whitney
Plant Bowen Client: Southern Company Data: Bowen 1, 2, 9, & 10

Sanitas™ v.10.1.08 Software licensed to Groundwater Stats Consulting. UG
Hollow symbols indicate censored values.

Mann-Whitney (Wilcoxon Rank Sum)

GWA-43R (bg)

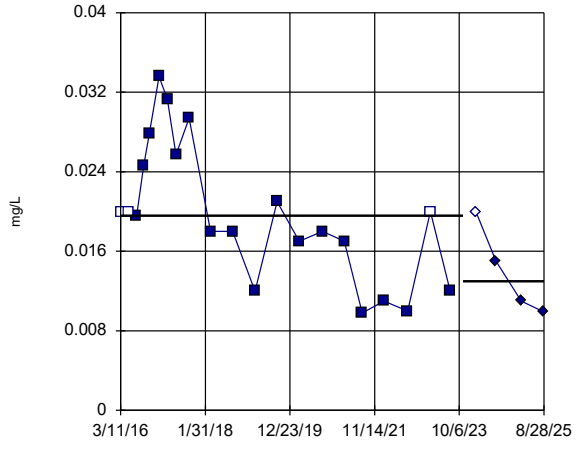

GWA-43R background

GWA-43R compliance

background median = 0.0196

compliance median = 0.013

Z = -1.599 (two-tail)

Alpha	Table	Sig.
0.2	1.282	Yes
0.1	1.645	No
0.05	1.96	No
0.02	2.326	No
0.01	2.576	No

Constituent: Boron Analysis Run 8/10/2026 4:23 PM View: Appendix III Mann-Whitney
Plant Bowen Client: Southern Company Data: Bowen 1, 2, 9, & 10

Sanitas™ v.10.1.08 Software licensed to Groundwater Stats Consulting. UG
Hollow symbols indicate censored values.

Mann-Whitney (Wilcoxon Rank Sum)

GWA-50 (bg)

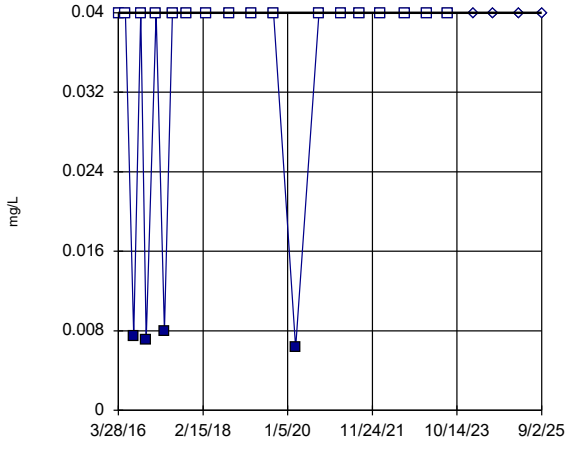

GWA-50 background

GWA-50 compliance

background median = 0.04

compliance median = 0.04

Z = 0.8707 (two-tail)

Alpha	Table	Sig.
0.2	1.282	No
0.1	1.645	No
0.05	1.96	No
0.02	2.326	No
0.01	2.576	No

Constituent: Boron Analysis Run 8/10/2026 4:23 PM View: Appendix III Mann-Whitney
Plant Bowen Client: Southern Company Data: Bowen 1, 2, 9, & 10

Sanitas™ v.10.1.08 Software licensed to Groundwater Stats Consulting. UG
Hollow symbols indicate censored values.

Mann-Whitney (Wilcoxon Rank Sum)

GWA-50R (bg)

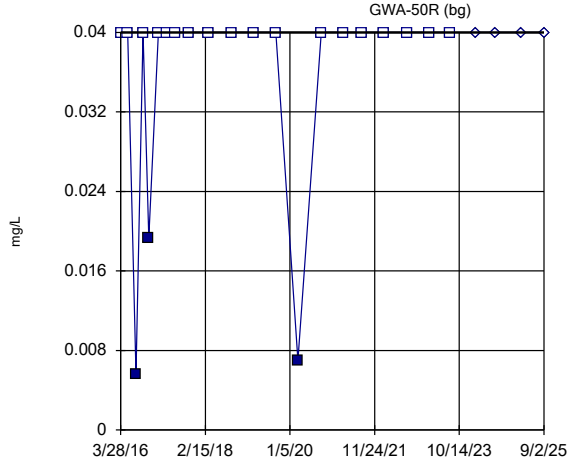

GWA-50R background

GWA-50R compliance

background median = 0.04

compliance median = 0.04

Z = 0.722 (two-tail)

Alpha	Table	Sig.
0.2	1.282	No
0.1	1.645	No
0.05	1.96	No
0.02	2.326	No
0.01	2.576	No

Constituent: Boron Analysis Run 8/10/2026 4:23 PM View: Appendix III Mann-Whitney
Plant Bowen Client: Southern Company Data: Bowen 1, 2, 9, & 10

Sanitas™ v.10.1.08 Software licensed to Groundwater Stats Consulting. UG
Hollow symbols indicate censored values.

Mann-Whitney (Wilcoxon Rank Sum)

GWC-5

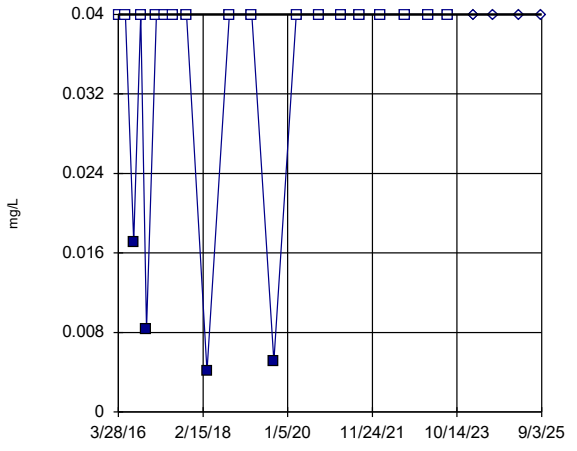

GWC-5 background

GWC-5 compliance

background median = 0.04

compliance median = 0.04

Z = 0.8707 (two-tail)

Alpha	Table	Sig.
0.2	1.282	No
0.1	1.645	No
0.05	1.96	No
0.02	2.326	No
0.01	2.576	No

Constituent: Boron Analysis Run 8/10/2026 4:24 PM View: Appendix III Mann-Whitney
Plant Bowen Client: Southern Company Data: Bowen 1, 2, 9, & 10

Sanitas™ v.10.1.08 Software licensed to Groundwater Stats Consulting. UG
Hollow symbols indicate censored values.

Mann-Whitney (Wilcoxon Rank Sum)

GWC-6

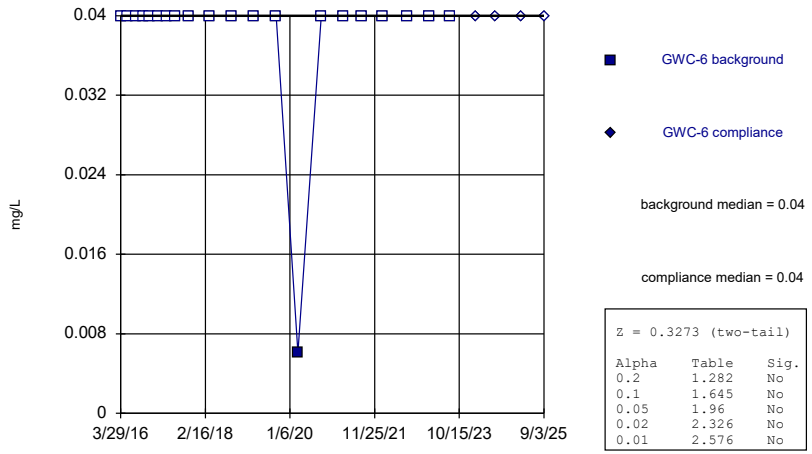

Z = 0.3273 (two-tail)

Alpha	Table	Sig.
0.2	1.282	No
0.1	1.645	No
0.05	1.96	No
0.02	2.326	No
0.01	2.576	No

Constituent: Boron Analysis Run 8/10/2026 4:24 PM View: Appendix III Mann-Whitney
Plant Bowen Client: Southern Company Data: Bowen 1, 2, 9, & 10

Sanitas™ v.10.1.08 Software licensed to Groundwater Stats Consulting. UG
Hollow symbols indicate censored values.

Mann-Whitney (Wilcoxon Rank Sum)

GWC-6RZ

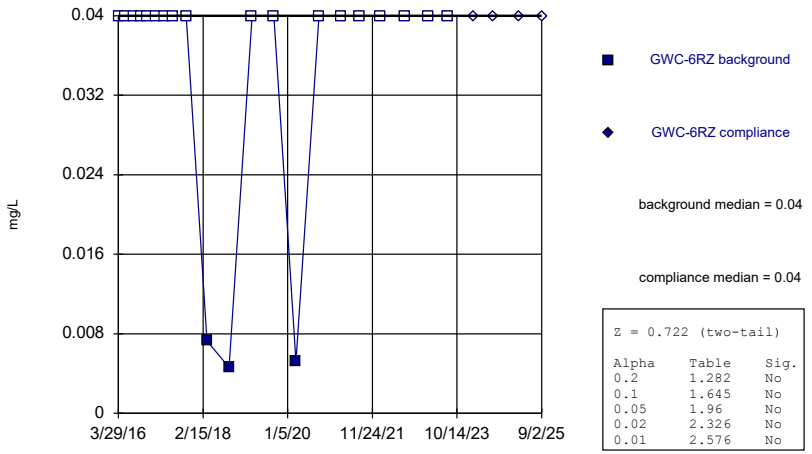

Z = 0.722 (two-tail)

Alpha	Table	Sig.
0.2	1.282	No
0.1	1.645	No
0.05	1.96	No
0.02	2.326	No
0.01	2.576	No

Constituent: Boron Analysis Run 8/10/2026 4:24 PM View: Appendix III Mann-Whitney
Plant Bowen Client: Southern Company Data: Bowen 1, 2, 9, & 10

Sanitas™ v.10.1.08 Software licensed to Groundwater Stats Consulting. UG
Hollow symbols indicate censored values.

Mann-Whitney (Wilcoxon Rank Sum)

GWC-7Z

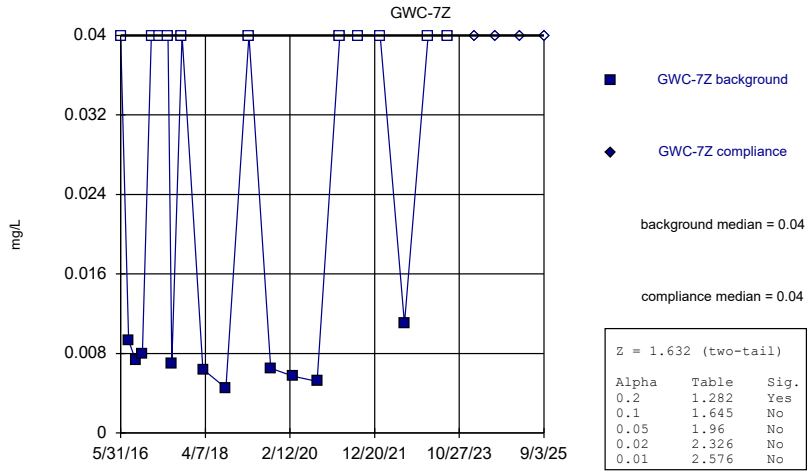

Z = 1.632 (two-tail)

Alpha	Table	Sig.
0.2	1.282	Yes
0.1	1.645	No
0.05	1.96	No
0.02	2.326	No
0.01	2.576	No

Constituent: Boron Analysis Run 8/10/2026 4:24 PM View: Appendix III Mann-Whitney
Plant Bowen Client: Southern Company Data: Bowen 1, 2, 9, & 10

Sanitas™ v.10.1.08 Software licensed to Groundwater Stats Consulting. UG
Hollow symbols indicate censored values.

Mann-Whitney (Wilcoxon Rank Sum)

GWC-8RR

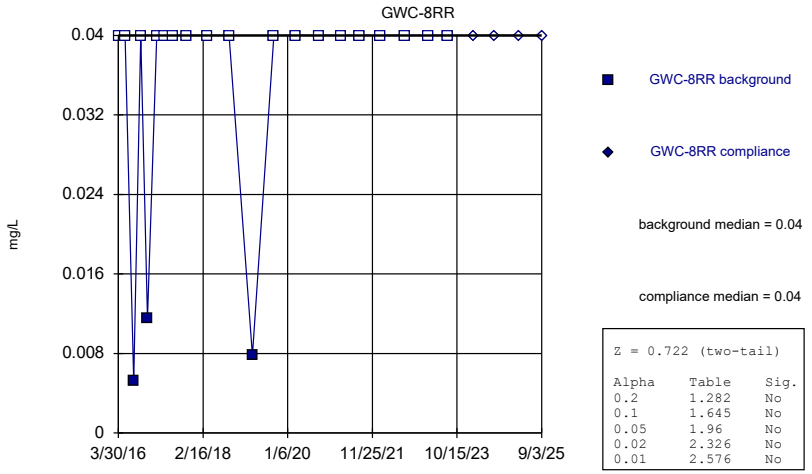

Z = 0.722 (two-tail)

Alpha	Table	Sig.
0.2	1.282	No
0.1	1.645	No
0.05	1.96	No
0.02	2.326	No
0.01	2.576	No

Constituent: Boron Analysis Run 8/10/2026 4:24 PM View: Appendix III Mann-Whitney
Plant Bowen Client: Southern Company Data: Bowen 1, 2, 9, & 10

Sanitas™ v.10.1.08 Software licensed to Groundwater Stats Consulting. UG
Hollow symbols indicate censored values.

Mann-Whitney (Wilcoxon Rank Sum)

GWC-8Z

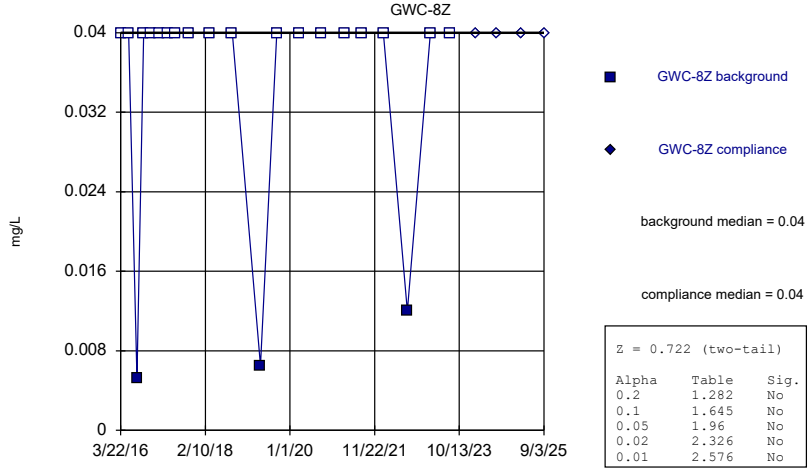

Z = 0.722 (two-tail)

Alpha	Table	Sig.
0.2	1.282	No
0.1	1.645	No
0.05	1.96	No
0.02	2.326	No
0.01	2.576	No

Constituent: Boron Analysis Run 8/10/2026 4:24 PM View: Appendix III Mann-Whitney
Plant Bowen Client: Southern Company Data: Bowen 1, 2, 9, & 10

Sanitas™ v.10.1.08 Software licensed to Groundwater Stats Consulting. UG
Hollow symbols indicate censored values.

Mann-Whitney (Wilcoxon Rank Sum)

GWC-9

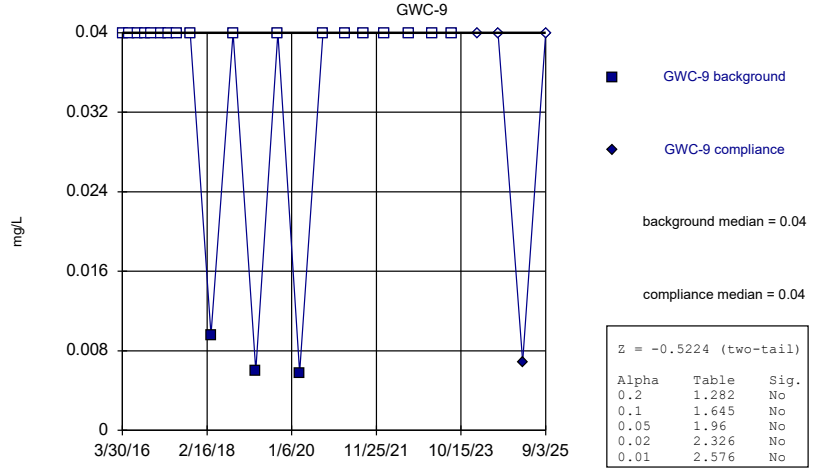

Z = -0.5224 (two-tail)

Alpha	Table	Sig.
0.2	1.282	No
0.1	1.645	No
0.05	1.96	No
0.02	2.326	No
0.01	2.576	No

Constituent: Boron Analysis Run 8/10/2026 4:24 PM View: Appendix III Mann-Whitney
Plant Bowen Client: Southern Company Data: Bowen 1, 2, 9, & 10

Sanitas™ v.10.1.08 Software licensed to Groundwater Stats Consulting. UG
Hollow symbols indicate censored values.

Mann-Whitney (Wilcoxon Rank Sum)

GWC-10

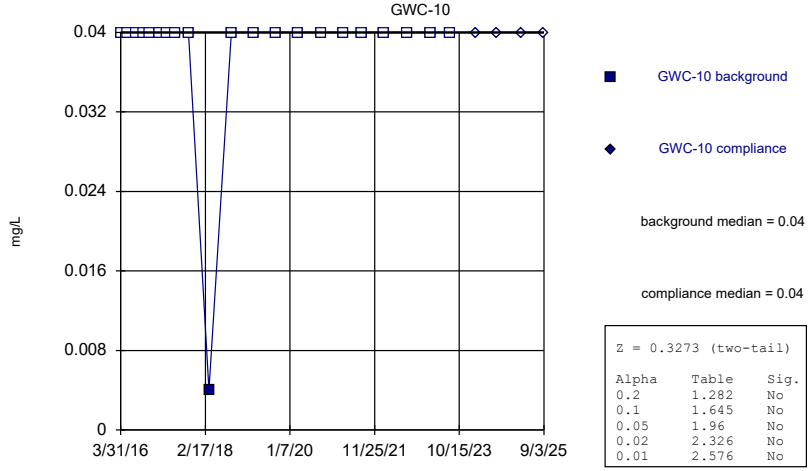

Z = 0.3273 (two-tail)

Alpha	Table	Sig.
0.2	1.282	No
0.1	1.645	No
0.05	1.96	No
0.02	2.326	No
0.01	2.576	No

Constituent: Boron Analysis Run 8/10/2026 4:24 PM View: Appendix III Mann-Whitney
Plant Bowen Client: Southern Company Data: Bowen 1, 2, 9, & 10

Sanitas™ v.10.1.08 Software licensed to Groundwater Stats Consulting. UG
Hollow symbols indicate censored values.

Mann-Whitney (Wilcoxon Rank Sum)

GWC-10R

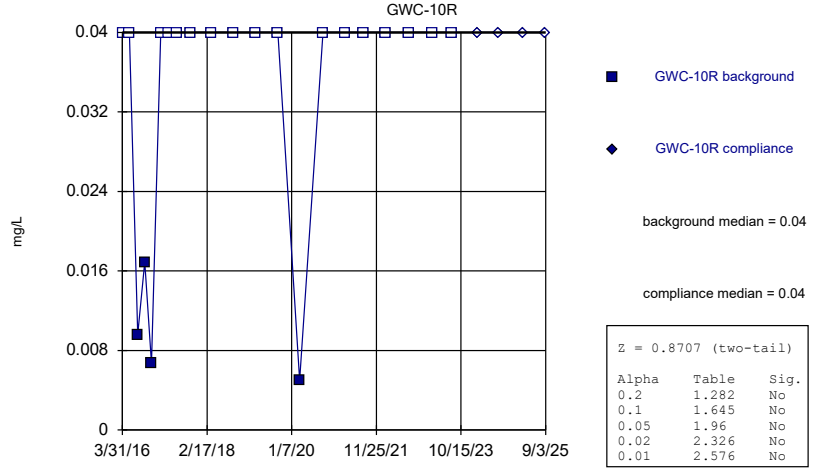

Z = 0.8707 (two-tail)

Alpha	Table	Sig.
0.2	1.282	No
0.1	1.645	No
0.05	1.96	No
0.02	2.326	No
0.01	2.576	No

Constituent: Boron Analysis Run 8/10/2026 4:24 PM View: Appendix III Mann-Whitney
Plant Bowen Client: Southern Company Data: Bowen 1, 2, 9, & 10

Sanitas™ v.10.1.08 Software licensed to Groundwater Stats Consulting. UG
Hollow symbols indicate censored values.

Mann-Whitney (Wilcoxon Rank Sum)

GWC-11

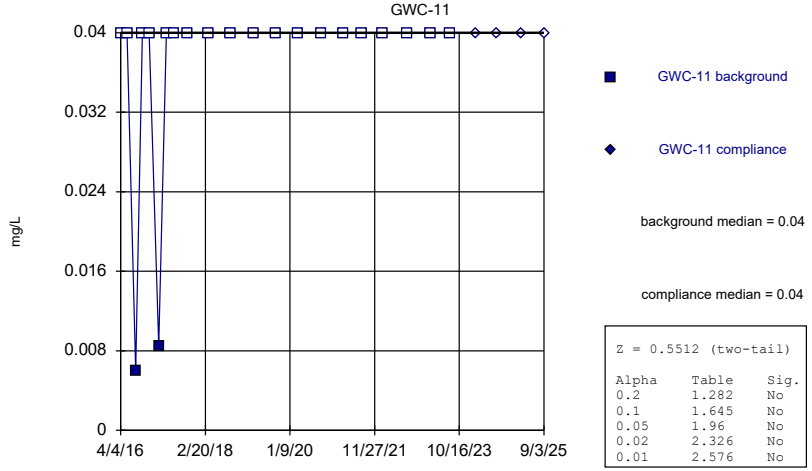

Z = 0.5512 (two-tail)

Alpha	Table	Sig.
0.2	1.282	No
0.1	1.645	No
0.05	1.96	No
0.02	2.326	No
0.01	2.576	No

Constituent: Boron Analysis Run 8/10/2026 4:24 PM View: Appendix III Mann-Whitney
Plant Bowen Client: Southern Company Data: Bowen 1, 2, 9, & 10

Sanitas™ v.10.1.08 Software licensed to Groundwater Stats Consulting. UG
Hollow symbols indicate censored values.

Mann-Whitney (Wilcoxon Rank Sum)

GWC-11R

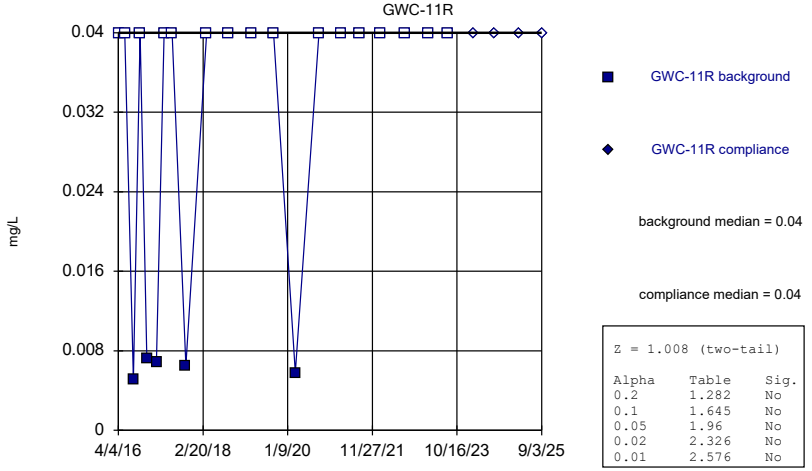

Z = 1.008 (two-tail)

Alpha	Table	Sig.
0.2	1.282	No
0.1	1.645	No
0.05	1.96	No
0.02	2.326	No
0.01	2.576	No

Constituent: Boron Analysis Run 8/10/2026 4:24 PM View: Appendix III Mann-Whitney
Plant Bowen Client: Southern Company Data: Bowen 1, 2, 9, & 10

Sanitas™ v.10.1.08 Software licensed to Groundwater Stats Consulting. UG
Hollow symbols indicate censored values.

Mann-Whitney (Wilcoxon Rank Sum)

GWC-13

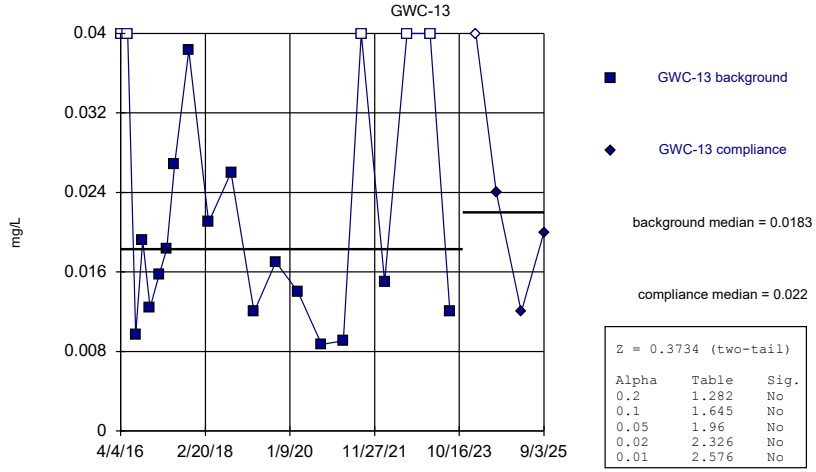

Z = 0.3734 (two-tail)

Alpha	Table	Sig.
0.2	1.282	No
0.1	1.645	No
0.05	1.96	No
0.02	2.326	No
0.01	2.576	No

Constituent: Boron Analysis Run 8/10/2026 4:24 PM View: Appendix III Mann-Whitney
Plant Bowen Client: Southern Company Data: Bowen 1, 2, 9, & 10

Sanitas™ v.10.1.08 Software licensed to Groundwater Stats Consulting. UG
Hollow symbols indicate censored values.

Mann-Whitney (Wilcoxon Rank Sum)

GWC-13RZ

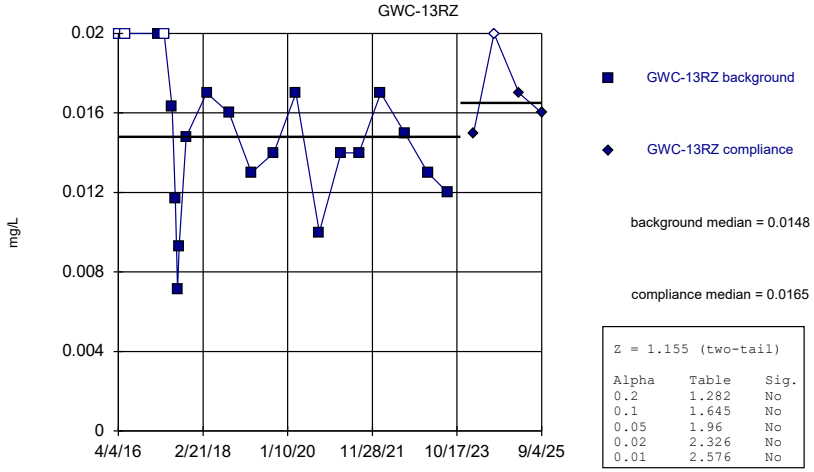

Z = 1.155 (two-tail)

Alpha	Table	Sig.
0.2	1.282	No
0.1	1.645	No
0.05	1.96	No
0.02	2.326	No
0.01	2.576	No

Constituent: Boron Analysis Run 8/10/2026 4:24 PM View: Appendix III Mann-Whitney
Plant Bowen Client: Southern Company Data: Bowen 1, 2, 9, & 10

Sanitas™ v.10.1.08 Software licensed to Groundwater Stats Consulting. UG
Hollow symbols indicate censored values.

Mann-Whitney (Wilcoxon Rank Sum)

GWC-14Z

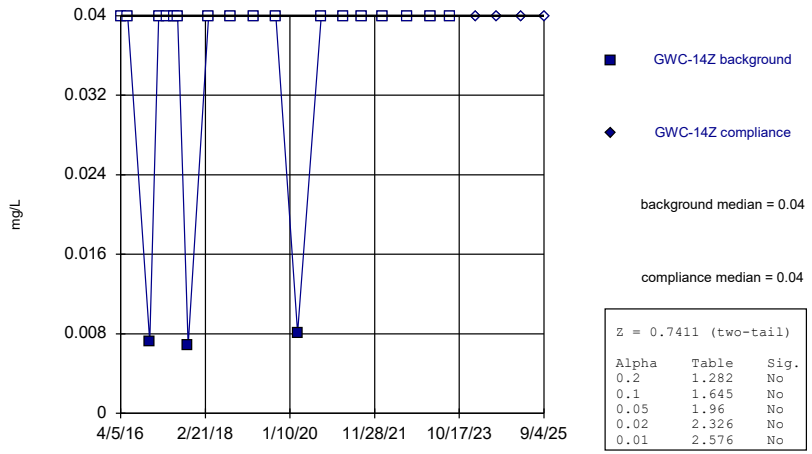

Z = 0.7411 (two-tail)

Alpha	Table	Sig.
0.2	1.282	No
0.1	1.645	No
0.05	1.96	No
0.02	2.326	No
0.01	2.576	No

Constituent: Boron Analysis Run 8/10/2026 4:24 PM View: Appendix III Mann-Whitney
Plant Bowen Client: Southern Company Data: Bowen 1, 2, 9, & 10

Sanitas™ v.10.1.08 Software licensed to Groundwater Stats Consulting. UG
Hollow symbols indicate censored values.

Mann-Whitney (Wilcoxon Rank Sum)

GWC-15R

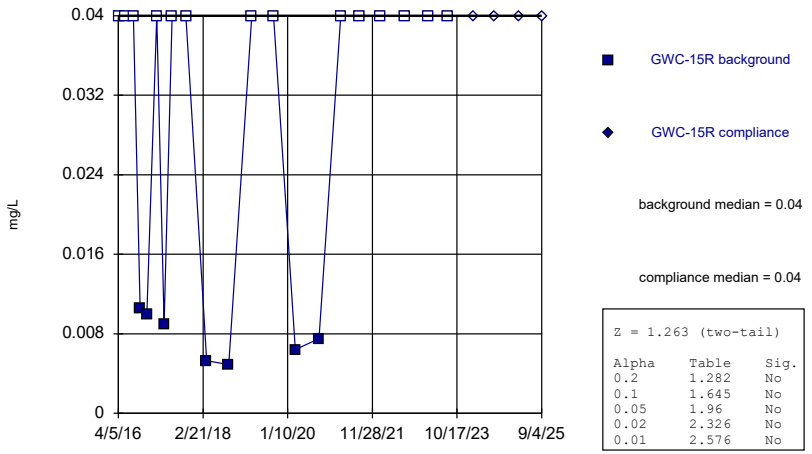

Z = 1.263 (two-tail)

Alpha	Table	Sig.
0.2	1.282	No
0.1	1.645	No
0.05	1.96	No
0.02	2.326	No
0.01	2.576	No

Constituent: Boron Analysis Run 8/10/2026 4:24 PM View: Appendix III Mann-Whitney
Plant Bowen Client: Southern Company Data: Bowen 1, 2, 9, & 10

Sanitas™ v.10.1.08 Software licensed to Groundwater Stats Consulting. UG
Hollow symbols indicate censored values.

Mann-Whitney (Wilcoxon Rank Sum)

GWC-15Z

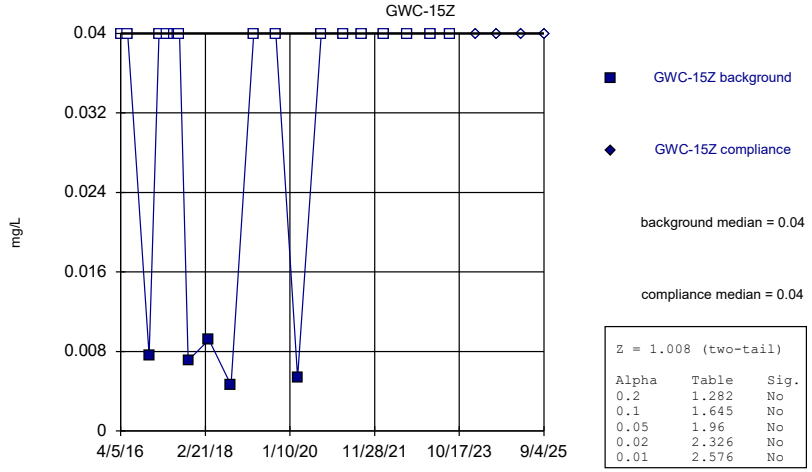

Z = 1.008 (two-tail)

Alpha	Table	Sig.
0.2	1.282	No
0.1	1.645	No
0.05	1.96	No
0.02	2.326	No
0.01	2.576	No

Constituent: Boron Analysis Run 8/10/2026 4:24 PM View: Appendix III Mann-Whitney
Plant Bowen Client: Southern Company Data: Bowen 1, 2, 9, & 10

Sanitas™ v.10.1.08 Software licensed to Groundwater Stats Consulting. UG
Hollow symbols indicate censored values.

Mann-Whitney (Wilcoxon Rank Sum)

GWC-44

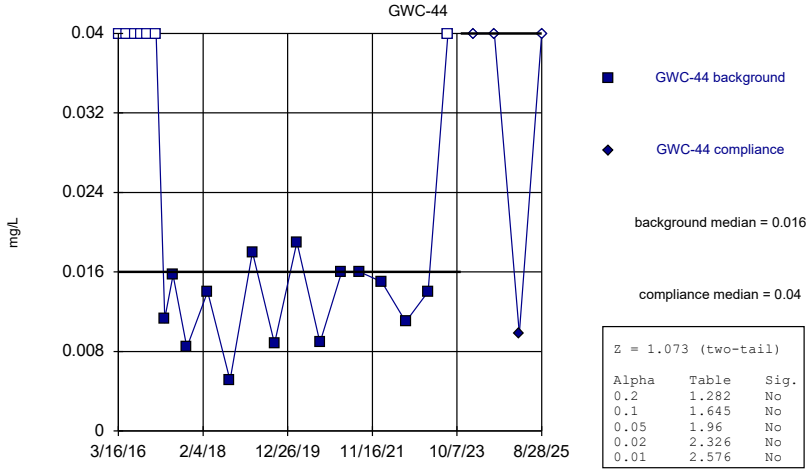

Z = 1.073 (two-tail)

Alpha	Table	Sig.
0.2	1.282	No
0.1	1.645	No
0.05	1.96	No
0.02	2.326	No
0.01	2.576	No

Constituent: Boron Analysis Run 8/10/2026 4:24 PM View: Appendix III Mann-Whitney
Plant Bowen Client: Southern Company Data: Bowen 1, 2, 9, & 10

Sanitas™ v.10.1.08 Software licensed to Groundwater Stats Consulting. UG
Hollow symbols indicate censored values.

Mann-Whitney (Wilcoxon Rank Sum)

GWC-45

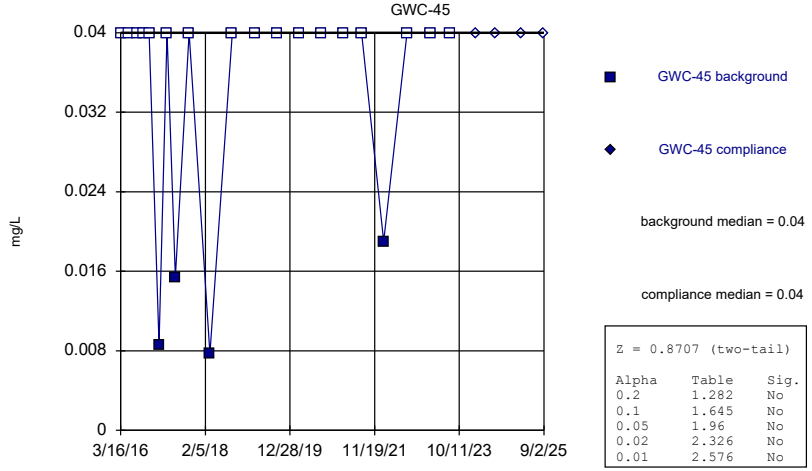

Z = 0.8707 (two-tail)

Alpha	Table	Sig.
0.2	1.282	No
0.1	1.645	No
0.05	1.96	No
0.02	2.326	No
0.01	2.576	No

Constituent: Boron Analysis Run 8/10/2026 4:24 PM View: Appendix III Mann-Whitney
Plant Bowen Client: Southern Company Data: Bowen 1, 2, 9, & 10

Sanitas™ v.10.1.08 Software licensed to Groundwater Stats Consulting. UG
Hollow symbols indicate censored values.

Mann-Whitney (Wilcoxon Rank Sum)

GWC-45R

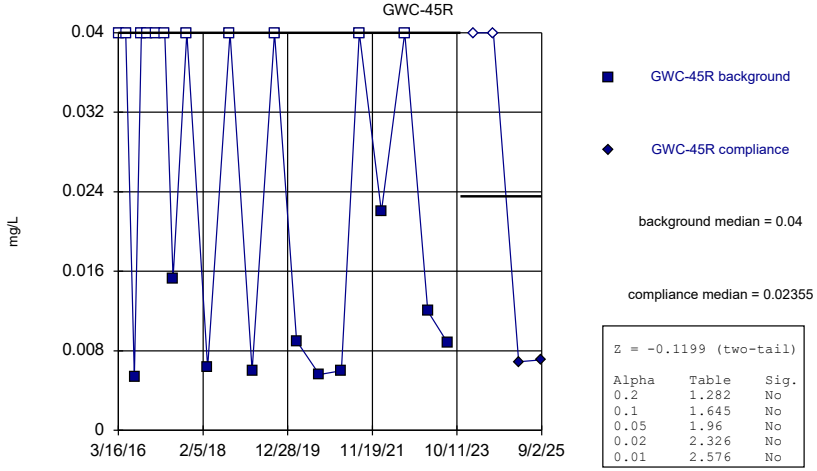

Z = -0.1199 (two-tail)

Alpha	Table	Sig.
0.2	1.282	No
0.1	1.645	No
0.05	1.96	No
0.02	2.326	No
0.01	2.576	No

Constituent: Boron Analysis Run 8/10/2026 4:24 PM View: Appendix III Mann-Whitney
Plant Bowen Client: Southern Company Data: Bowen 1, 2, 9, & 10

Sanitas™ v.10.1.08 Software licensed to Groundwater Stats Consulting. UG
Hollow symbols indicate censored values.

Mann-Whitney (Wilcoxon Rank Sum)

GWC-46R

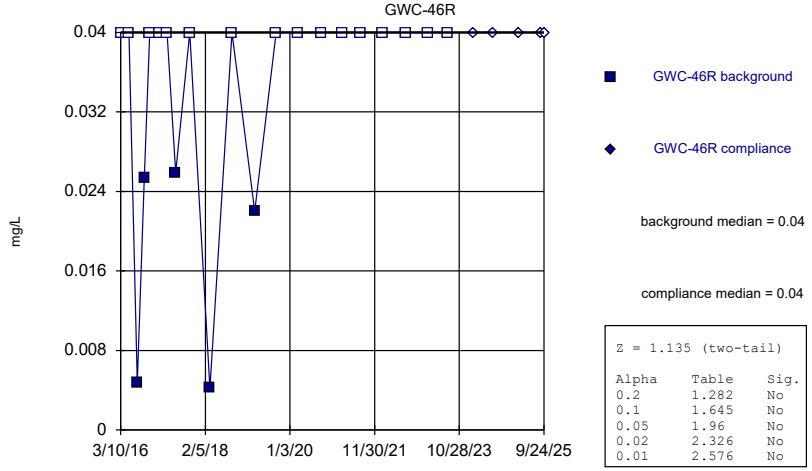

Z = 1.135 (two-tail)

Alpha	Table	Sig.
0.2	1.282	No
0.1	1.645	No
0.05	1.96	No
0.02	2.326	No
0.01	2.576	No

Constituent: Boron Analysis Run 8/10/2026 4:24 PM View: Appendix III Mann-Whitney
Plant Bowen Client: Southern Company Data: Bowen 1, 2, 9, & 10

Sanitas™ v.10.1.08 Software licensed to Groundwater Stats Consulting. UG
Hollow symbols indicate censored values.

Mann-Whitney (Wilcoxon Rank Sum)

GWC-47

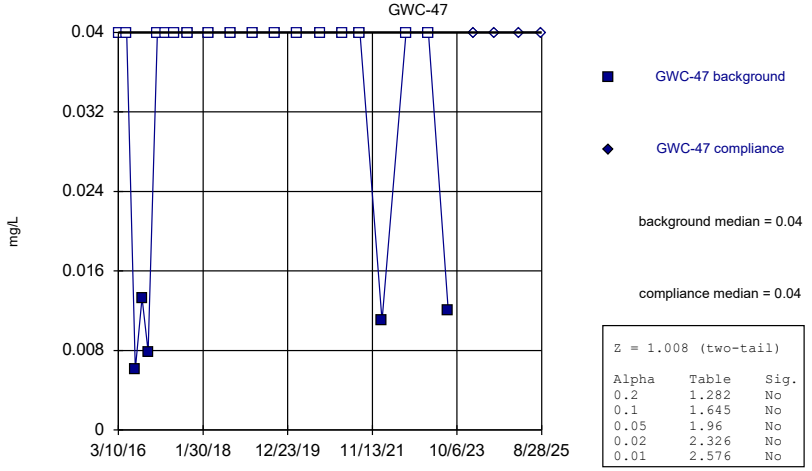

Z = 1.008 (two-tail)

Alpha	Table	Sig.
0.2	1.282	No
0.1	1.645	No
0.05	1.96	No
0.02	2.326	No
0.01	2.576	No

Constituent: Boron Analysis Run 8/10/2026 4:24 PM View: Appendix III Mann-Whitney
Plant Bowen Client: Southern Company Data: Bowen 1, 2, 9, & 10

Sanitas™ v.10.1.08 Software licensed to Groundwater Stats Consulting. UG
Hollow symbols indicate censored values.

Mann-Whitney (Wilcoxon Rank Sum)

GWC-47R

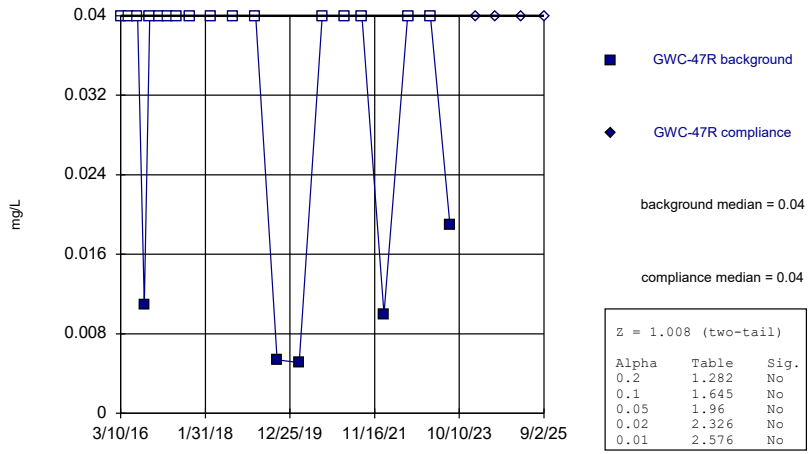

Z = 1.008 (two-tail)

Alpha	Table	Sig.
0.2	1.282	No
0.1	1.645	No
0.05	1.96	No
0.02	2.326	No
0.01	2.576	No

Constituent: Boron Analysis Run 8/10/2026 4:24 PM View: Appendix III Mann-Whitney
Plant Bowen Client: Southern Company Data: Bowen 1, 2, 9, & 10

Sanitas™ v.10.1.08 Software licensed to Groundwater Stats Consulting. UG
Hollow symbols indicate censored values.

Mann-Whitney (Wilcoxon Rank Sum)

GWC-48

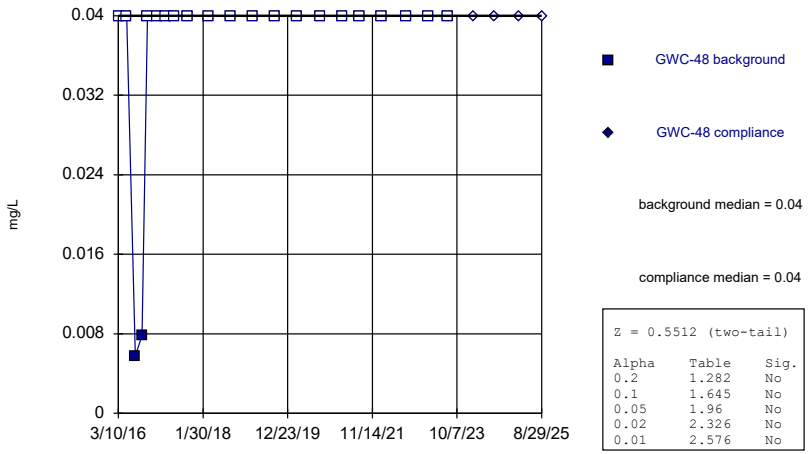

Z = 0.5512 (two-tail)

Alpha	Table	Sig.
0.2	1.282	No
0.1	1.645	No
0.05	1.96	No
0.02	2.326	No
0.01	2.576	No

Constituent: Boron Analysis Run 8/10/2026 4:24 PM View: Appendix III Mann-Whitney
Plant Bowen Client: Southern Company Data: Bowen 1, 2, 9, & 10

Sanitas™ v.10.1.08 Software licensed to Groundwater Stats Consulting. UG
Hollow symbols indicate censored values.

Mann-Whitney (Wilcoxon Rank Sum)

GWC-49R

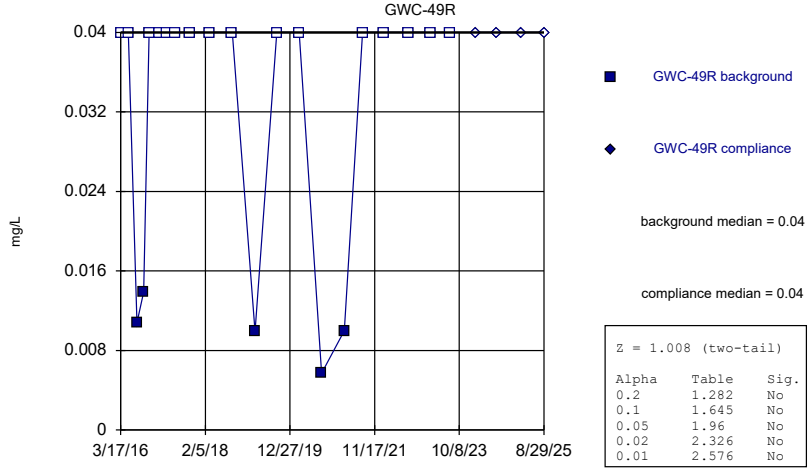

Z = 1.008 (two-tail)

Alpha	Table	Sig.
0.2	1.282	No
0.1	1.645	No
0.05	1.96	No
0.02	2.326	No
0.01	2.576	No

Constituent: Boron Analysis Run 8/10/2026 4:24 PM View: Appendix III Mann-Whitney
Plant Bowen Client: Southern Company Data: Bowen 1, 2, 9, & 10

Sanitas™ v.10.1.08 Software licensed to Groundwater Stats Consulting. UG
Hollow symbols indicate censored values.

Mann-Whitney (Wilcoxon Rank Sum)

GWC-49Z

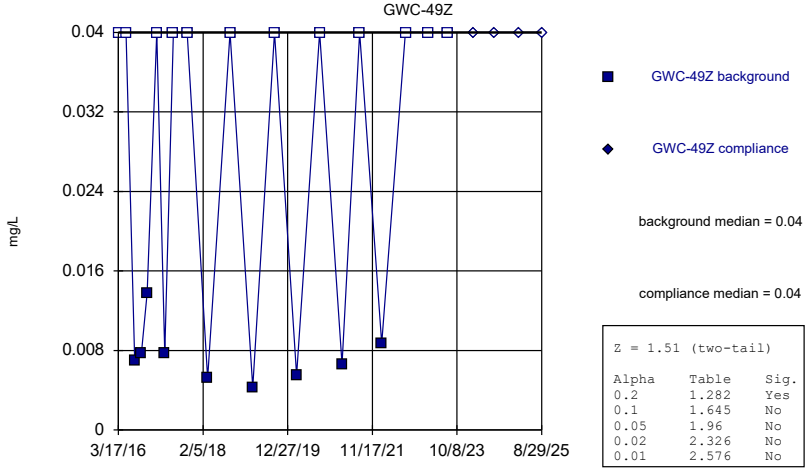

Z = 1.51 (two-tail)

Alpha	Table	Sig.
0.2	1.282	Yes
0.1	1.645	No
0.05	1.96	No
0.02	2.326	No
0.01	2.576	No

Constituent: Boron Analysis Run 8/10/2026 4:24 PM View: Appendix III Mann-Whitney
Plant Bowen Client: Southern Company Data: Bowen 1, 2, 9, & 10

Sanitas™ v.10.1.08 Software licensed to Groundwater Stats Consulting. UG

Mann-Whitney (Wilcoxon Rank Sum)

GWA-1 (bg)

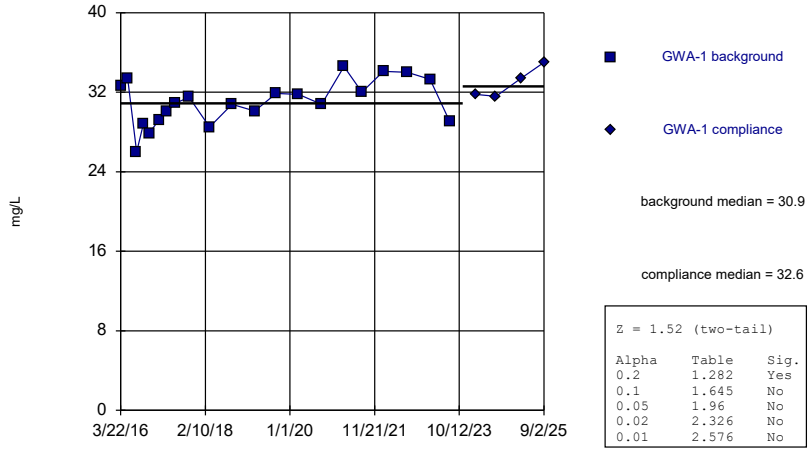

background median = 30.9

compliance median = 32.6

Z = 1.52 (two-tail)

Alpha	Table	Sig.
0.2	1.282	Yes
0.1	1.645	No
0.05	1.96	No
0.02	2.326	No
0.01	2.576	No

Constituent: Calcium Analysis Run 8/10/2026 4:24 PM View: Appendix III Mann-Whitney
Plant Bowen Client: Southern Company Data: Bowen 1, 2, 9, & 10

Sanitas™ v.10.1.08 Software licensed to Groundwater Stats Consulting. UG

Mann-Whitney (Wilcoxon Rank Sum)

GWA-2 (bg)

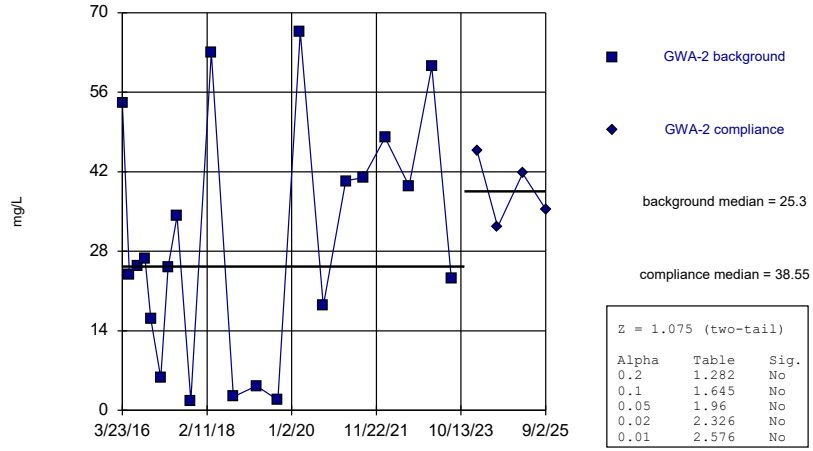

background median = 25.3

compliance median = 38.55

Z = 1.075 (two-tail)

Alpha	Table	Sig.
0.2	1.282	No
0.1	1.645	No
0.05	1.96	No
0.02	2.326	No
0.01	2.576	No

Constituent: Calcium Analysis Run 8/10/2026 4:24 PM View: Appendix III Mann-Whitney
Plant Bowen Client: Southern Company Data: Bowen 1, 2, 9, & 10

Sanitas™ v.10.1.08 Software licensed to Groundwater Stats Consulting. UG

Mann-Whitney (Wilcoxon Rank Sum)

GWA-2R (bg)

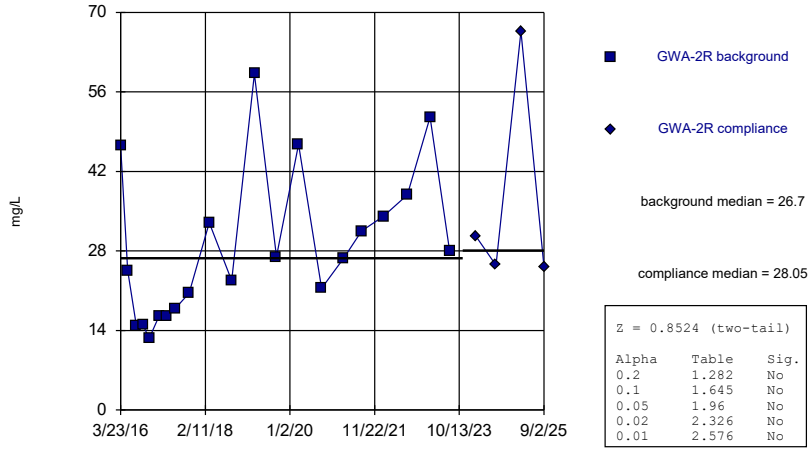

background median = 26.7

compliance median = 28.05

Z = 0.8524 (two-tail)

Alpha	Table	Sig.
0.2	1.282	No
0.1	1.645	No
0.05	1.96	No
0.02	2.326	No
0.01	2.576	No

Constituent: Calcium Analysis Run 8/10/2026 4:24 PM View: Appendix III Mann-Whitney
Plant Bowen Client: Southern Company Data: Bowen 1, 2, 9, & 10

Sanitas™ v.10.1.08 Software licensed to Groundwater Stats Consulting. UG

Mann-Whitney (Wilcoxon Rank Sum)

GWA-4RZ (bg)

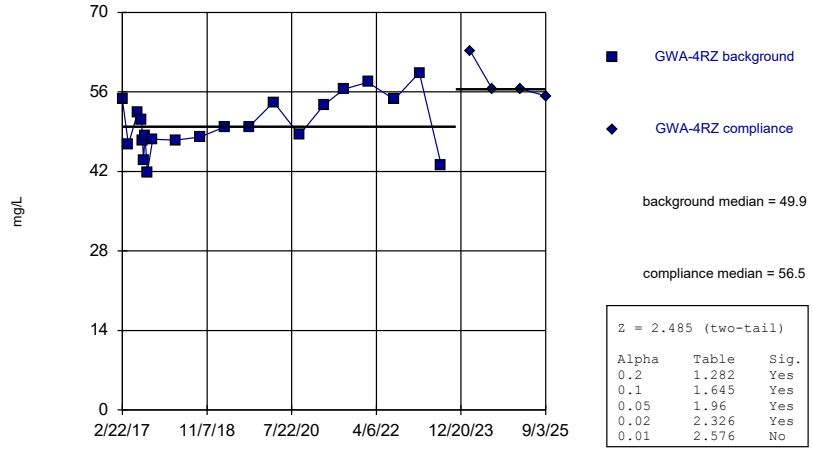

background median = 49.9

compliance median = 56.5

Z = 2.485 (two-tail)

Alpha	Table	Sig.
0.2	1.282	Yes
0.1	1.645	Yes
0.05	1.96	Yes
0.02	2.326	Yes
0.01	2.576	No

Constituent: Calcium Analysis Run 8/10/2026 4:24 PM View: Appendix III Mann-Whitney
Plant Bowen Client: Southern Company Data: Bowen 1, 2, 9, & 10

Sanitas™ v.10.1.08 Software licensed to Groundwater Stats Consulting. UG

Mann-Whitney (Wilcoxon Rank Sum)

GWA-39RZ (bg)

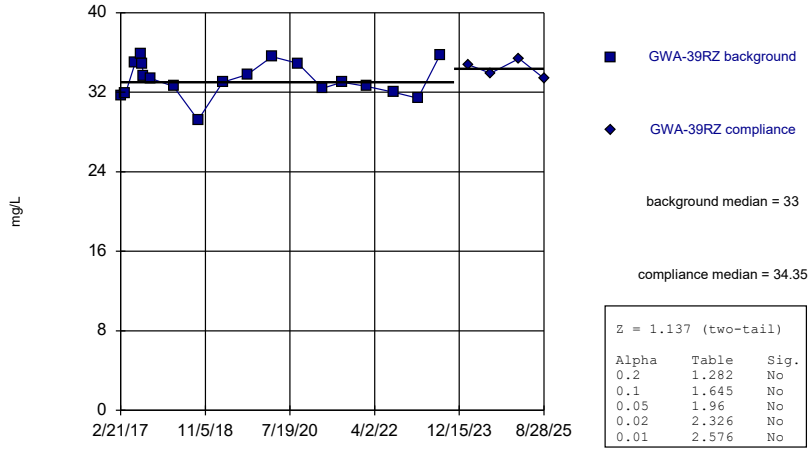

Z = 1.137 (two-tail)

Alpha	Table	Sig.
0.2	1.282	No
0.1	1.645	No
0.05	1.96	No
0.02	2.326	No
0.01	2.576	No

Constituent: Calcium Analysis Run 8/10/2026 4:24 PM View: Appendix III Mann-Whitney
Plant Bowen Client: Southern Company Data: Bowen 1, 2, 9, & 10

Sanitas™ v.10.1.08 Software licensed to Groundwater Stats Consulting. UG

Mann-Whitney (Wilcoxon Rank Sum)

GWA-39Z (bg)

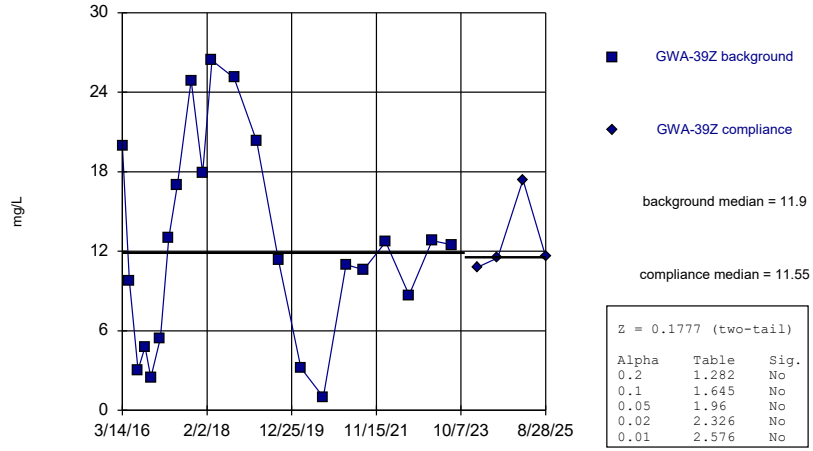

Z = 0.1777 (two-tail)

Alpha	Table	Sig.
0.2	1.282	No
0.1	1.645	No
0.05	1.96	No
0.02	2.326	No
0.01	2.576	No

Constituent: Calcium Analysis Run 8/10/2026 4:24 PM View: Appendix III Mann-Whitney
Plant Bowen Client: Southern Company Data: Bowen 1, 2, 9, & 10

Sanitas™ v.10.1.08 Software licensed to Groundwater Stats Consulting. UG

Mann-Whitney (Wilcoxon Rank Sum)

GWA-40 (bg)

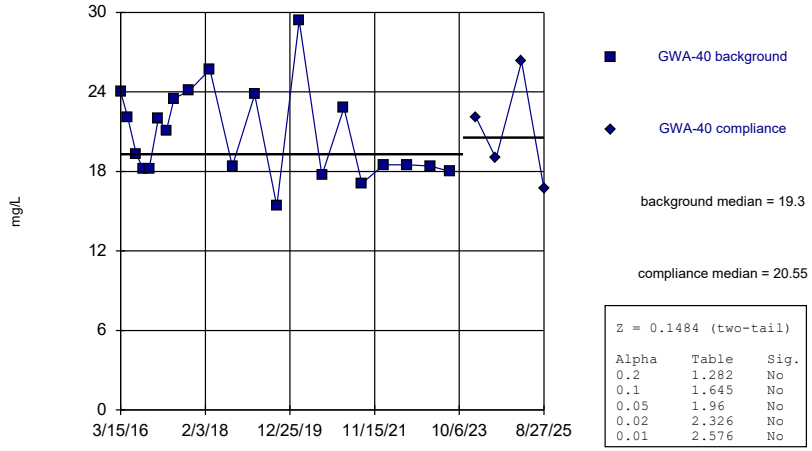

Z = 0.1484 (two-tail)

Alpha	Table	Sig.
0.2	1.282	No
0.1	1.645	No
0.05	1.96	No
0.02	2.326	No
0.01	2.576	No

Constituent: Calcium Analysis Run 8/10/2026 4:24 PM View: Appendix III Mann-Whitney
Plant Bowen Client: Southern Company Data: Bowen 1, 2, 9, & 10

Sanitas™ v.10.1.08 Software licensed to Groundwater Stats Consulting. UG

Mann-Whitney (Wilcoxon Rank Sum)

GWA-41 (bg)

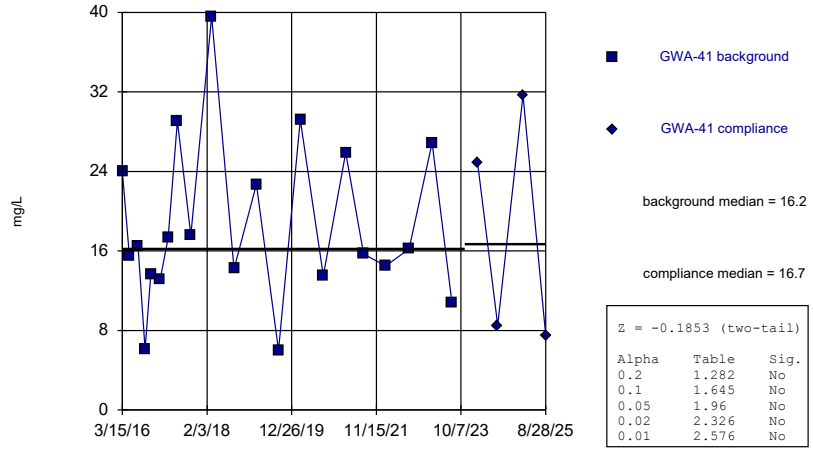

Z = -0.1853 (two-tail)

Alpha	Table	Sig.
0.2	1.282	No
0.1	1.645	No
0.05	1.96	No
0.02	2.326	No
0.01	2.576	No

Constituent: Calcium Analysis Run 8/10/2026 4:24 PM View: Appendix III Mann-Whitney
Plant Bowen Client: Southern Company Data: Bowen 1, 2, 9, & 10

Sanitas™ v.10.1.08 Software licensed to Groundwater Stats Consulting. UG

Mann-Whitney (Wilcoxon Rank Sum)

GWA-41R (bg)

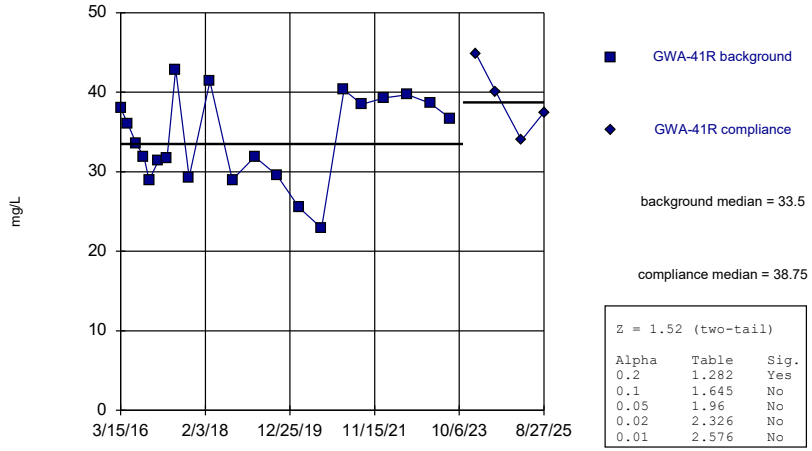

background median = 33.5

compliance median = 38.75

Z = 1.52 (two-tail)

Alpha	Table	Sig.
0.2	1.282	Yes
0.1	1.645	No
0.05	1.96	No
0.02	2.326	No
0.01	2.576	No

Constituent: Calcium Analysis Run 8/10/2026 4:24 PM View: Appendix III Mann-Whitney
Plant Bowen Client: Southern Company Data: Bowen 1, 2, 9, & 10

Sanitas™ v.10.1.08 Software licensed to Groundwater Stats Consulting. UG

Mann-Whitney (Wilcoxon Rank Sum)

GWA-42 (bg)

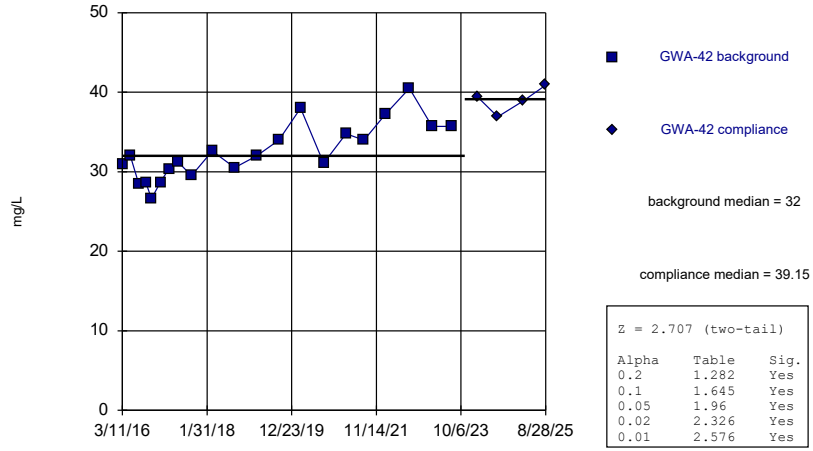

background median = 32

compliance median = 39.15

Z = 2.707 (two-tail)

Alpha	Table	Sig.
0.2	1.282	Yes
0.1	1.645	Yes
0.05	1.96	Yes
0.02	2.326	Yes
0.01	2.576	Yes

Constituent: Calcium Analysis Run 8/10/2026 4:24 PM View: Appendix III Mann-Whitney
Plant Bowen Client: Southern Company Data: Bowen 1, 2, 9, & 10

Sanitas™ v.10.1.08 Software licensed to Groundwater Stats Consulting. UG

Mann-Whitney (Wilcoxon Rank Sum)

GWA-43 (bg)

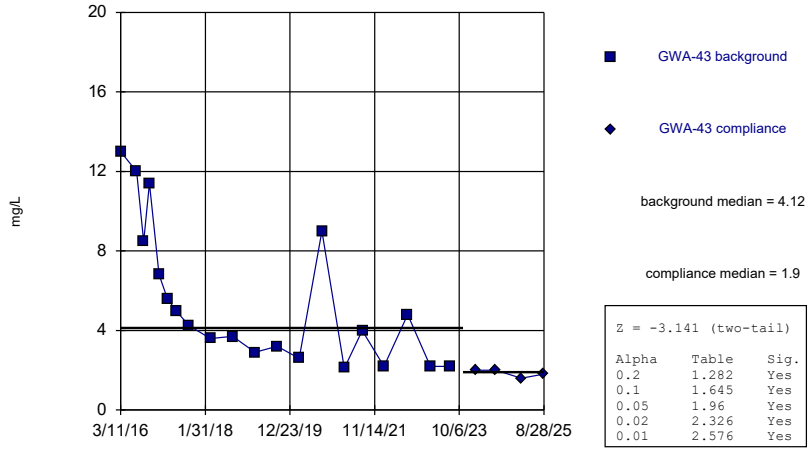

background median = 4.12

compliance median = 1.9

Z = -3.141 (two-tail)

Alpha	Table	Sig.
0.2	1.282	Yes
0.1	1.645	Yes
0.05	1.96	Yes
0.02	2.326	Yes
0.01	2.576	Yes

Constituent: Calcium Analysis Run 8/10/2026 4:24 PM View: Appendix III Mann-Whitney
Plant Bowen Client: Southern Company Data: Bowen 1, 2, 9, & 10

Sanitas™ v.10.1.08 Software licensed to Groundwater Stats Consulting. UG

Mann-Whitney (Wilcoxon Rank Sum)

GWA-43R (bg)

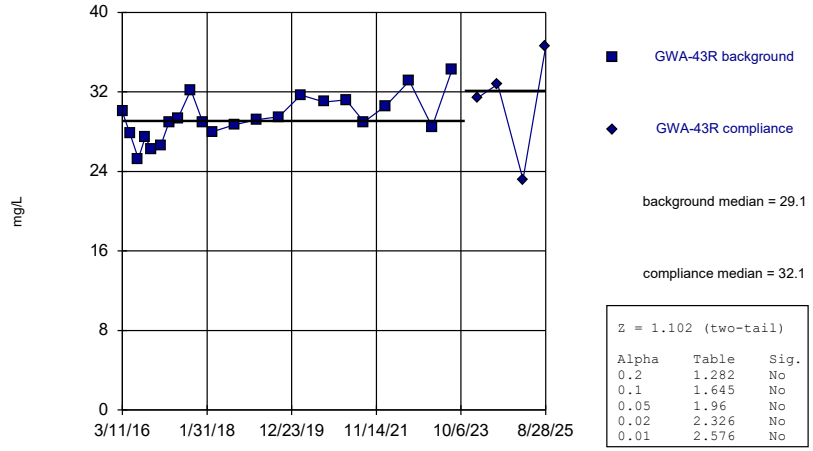

background median = 29.1

compliance median = 32.1

Z = 1.102 (two-tail)

Alpha	Table	Sig.
0.2	1.282	No
0.1	1.645	No
0.05	1.96	No
0.02	2.326	No
0.01	2.576	No

Constituent: Calcium Analysis Run 8/10/2026 4:24 PM View: Appendix III Mann-Whitney
Plant Bowen Client: Southern Company Data: Bowen 1, 2, 9, & 10

Sanitas™ v.10.1.08 Software licensed to Groundwater Stats Consulting. UG

Mann-Whitney (Wilcoxon Rank Sum)

GWA-50 (bg)

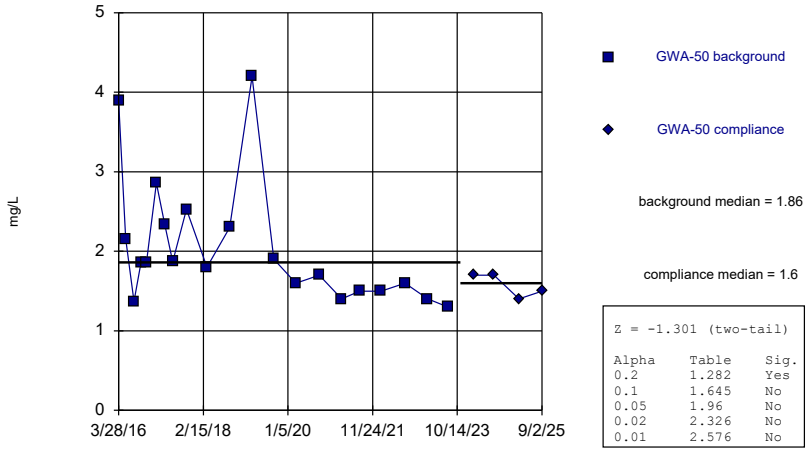

Z = -1.301 (two-tail)

Alpha	Table	Sig.
0.2	1.282	Yes
0.1	1.645	No
0.05	1.96	No
0.02	2.326	No
0.01	2.576	No

Constituent: Calcium Analysis Run 8/10/2026 4:24 PM View: Appendix III Mann-Whitney
Plant Bowen Client: Southern Company Data: Bowen 1, 2, 9, & 10

Sanitas™ v.10.1.08 Software licensed to Groundwater Stats Consulting. UG

Mann-Whitney (Wilcoxon Rank Sum)

GWA-50R (bg)

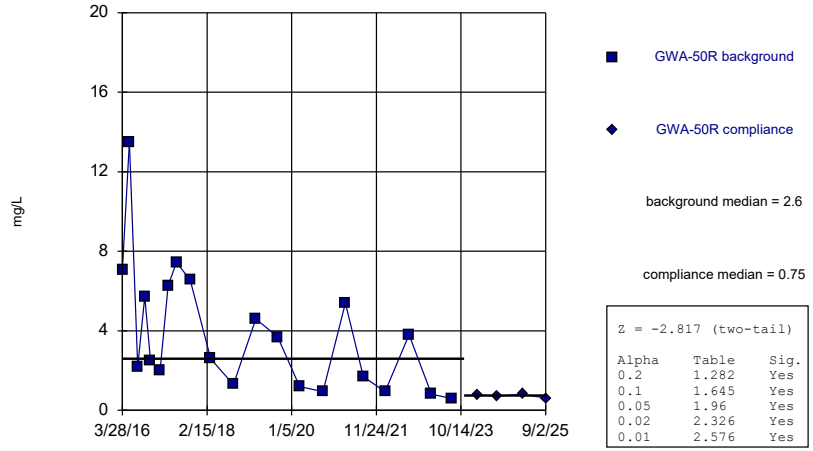

Z = -2.817 (two-tail)

Alpha	Table	Sig.
0.2	1.282	Yes
0.1	1.645	Yes
0.05	1.96	Yes
0.02	2.326	Yes
0.01	2.576	Yes

Constituent: Calcium Analysis Run 8/10/2026 4:24 PM View: Appendix III Mann-Whitney
Plant Bowen Client: Southern Company Data: Bowen 1, 2, 9, & 10

Sanitas™ v.10.1.08 Software licensed to Groundwater Stats Consulting. UG

Mann-Whitney (Wilcoxon Rank Sum)

GWC-5

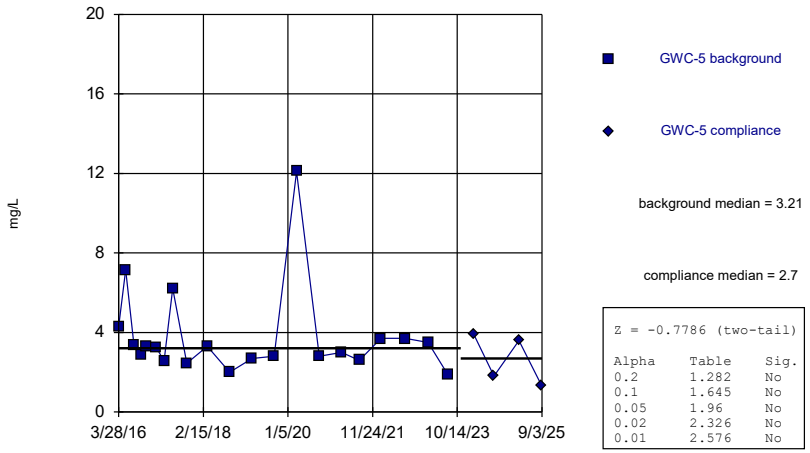

Z = -0.7786 (two-tail)

Alpha	Table	Sig.
0.2	1.282	No
0.1	1.645	No
0.05	1.96	No
0.02	2.326	No
0.01	2.576	No

Constituent: Calcium Analysis Run 8/10/2026 4:24 PM View: Appendix III Mann-Whitney
Plant Bowen Client: Southern Company Data: Bowen 1, 2, 9, & 10

Sanitas™ v.10.1.08 Software licensed to Groundwater Stats Consulting. UG

Mann-Whitney (Wilcoxon Rank Sum)

GWC-6

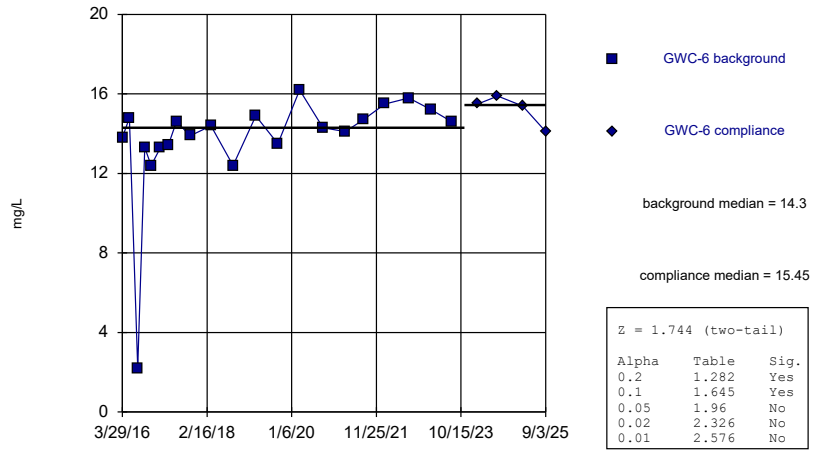

Z = 1.744 (two-tail)

Alpha	Table	Sig.
0.2	1.282	Yes
0.1	1.645	Yes
0.05	1.96	No
0.02	2.326	No
0.01	2.576	No

Constituent: Calcium Analysis Run 8/10/2026 4:24 PM View: Appendix III Mann-Whitney
Plant Bowen Client: Southern Company Data: Bowen 1, 2, 9, & 10

Sanitas™ v.10.1.08 Software licensed to Groundwater Stats Consulting. UG

Mann-Whitney (Wilcoxon Rank Sum)

GWC-6RZ

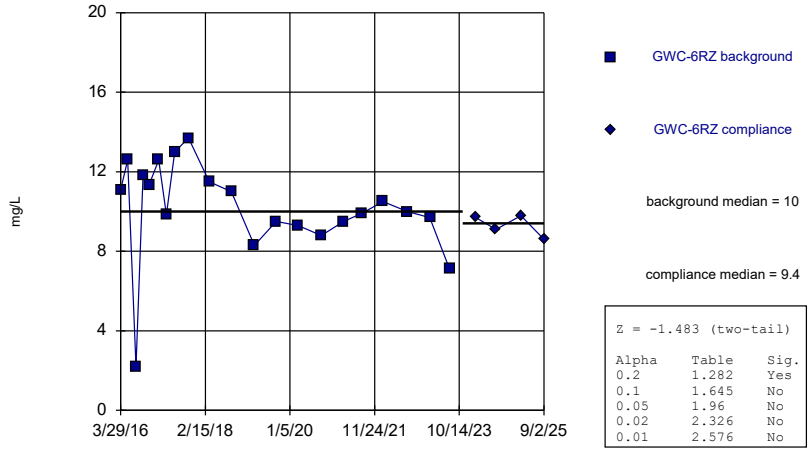

Z = -1.483 (two-tail)

Alpha	Table	Sig.
0.2	1.282	Yes
0.1	1.645	No
0.05	1.96	No
0.02	2.326	No
0.01	2.576	No

Constituent: Calcium Analysis Run 8/10/2026 4:24 PM View: Appendix III Mann-Whitney
Plant Bowen Client: Southern Company Data: Bowen 1, 2, 9, & 10

Sanitas™ v.10.1.08 Software licensed to Groundwater Stats Consulting. UG

Mann-Whitney (Wilcoxon Rank Sum)

GWC-7Z

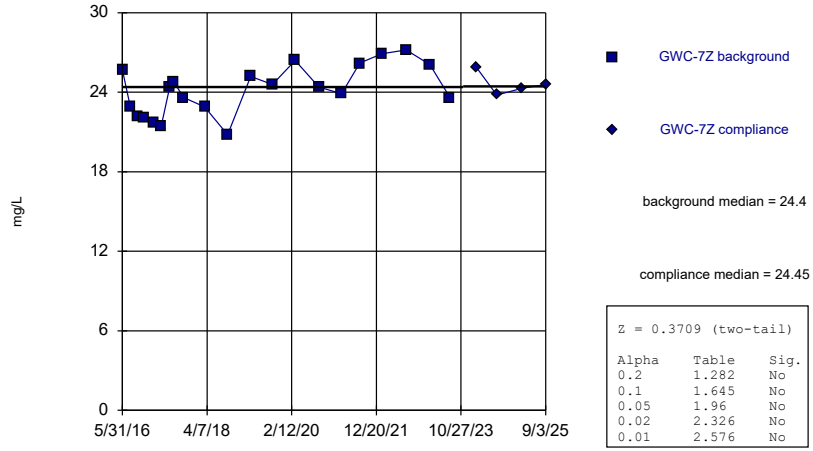

Z = 0.3709 (two-tail)

Alpha	Table	Sig.
0.2	1.282	No
0.1	1.645	No
0.05	1.96	No
0.02	2.326	No
0.01	2.576	No

Constituent: Calcium Analysis Run 8/10/2026 4:24 PM View: Appendix III Mann-Whitney
Plant Bowen Client: Southern Company Data: Bowen 1, 2, 9, & 10

Sanitas™ v.10.1.08 Software licensed to Groundwater Stats Consulting. UG

Mann-Whitney (Wilcoxon Rank Sum)

GWC-8RR

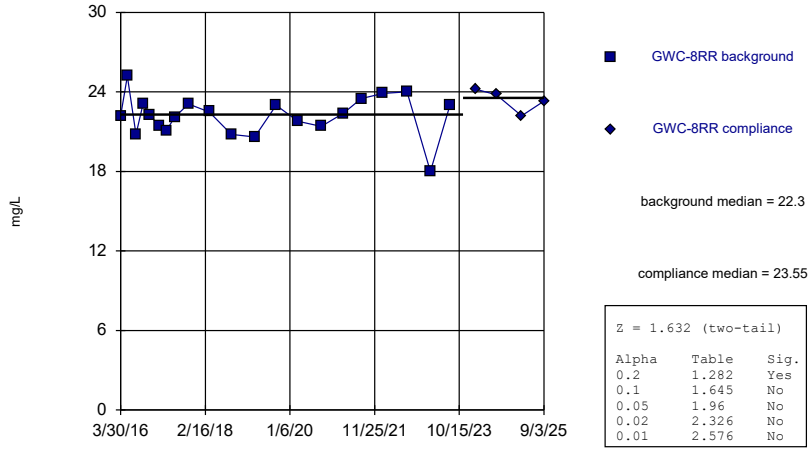

Z = 1.632 (two-tail)

Alpha	Table	Sig.
0.2	1.282	Yes
0.1	1.645	No
0.05	1.96	No
0.02	2.326	No
0.01	2.576	No

Constituent: Calcium Analysis Run 8/10/2026 4:24 PM View: Appendix III Mann-Whitney
Plant Bowen Client: Southern Company Data: Bowen 1, 2, 9, & 10

Sanitas™ v.10.1.08 Software licensed to Groundwater Stats Consulting. UG

Mann-Whitney (Wilcoxon Rank Sum)

GWC-8Z

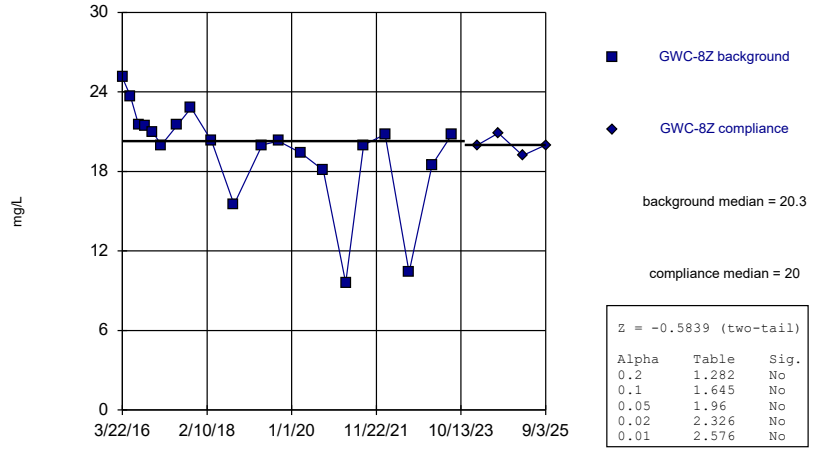

Z = -0.5839 (two-tail)

Alpha	Table	Sig.
0.2	1.282	No
0.1	1.645	No
0.05	1.96	No
0.02	2.326	No
0.01	2.576	No

Constituent: Calcium Analysis Run 8/10/2026 4:24 PM View: Appendix III Mann-Whitney
Plant Bowen Client: Southern Company Data: Bowen 1, 2, 9, & 10

Sanitas™ v.10.1.08 Software licensed to Groundwater Stats Consulting. UG

Mann-Whitney (Wilcoxon Rank Sum)

GWC-9

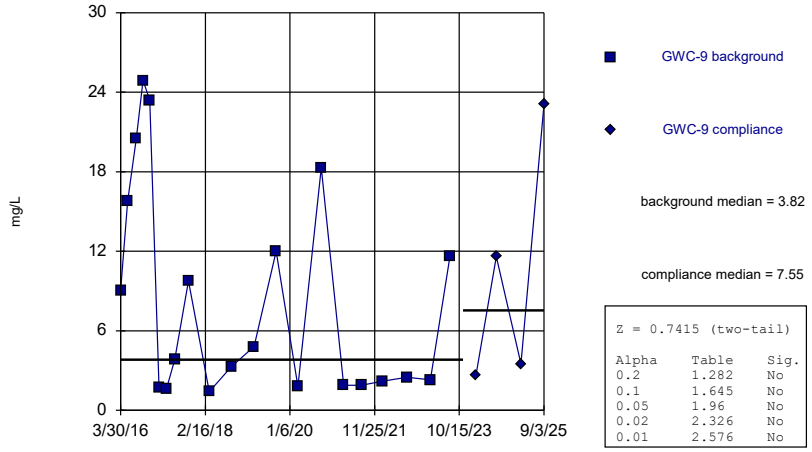

Z = 0.7415 (two-tail)

Alpha	Table	Sig.
0.2	1.282	No
0.1	1.645	No
0.05	1.96	No
0.02	2.326	No
0.01	2.576	No

Constituent: Calcium Analysis Run 8/10/2026 4:24 PM View: Appendix III Mann-Whitney
Plant Bowen Client: Southern Company Data: Bowen 1, 2, 9, & 10

Sanitas™ v.10.1.08 Software licensed to Groundwater Stats Consulting. UG

Mann-Whitney (Wilcoxon Rank Sum)

GWC-10

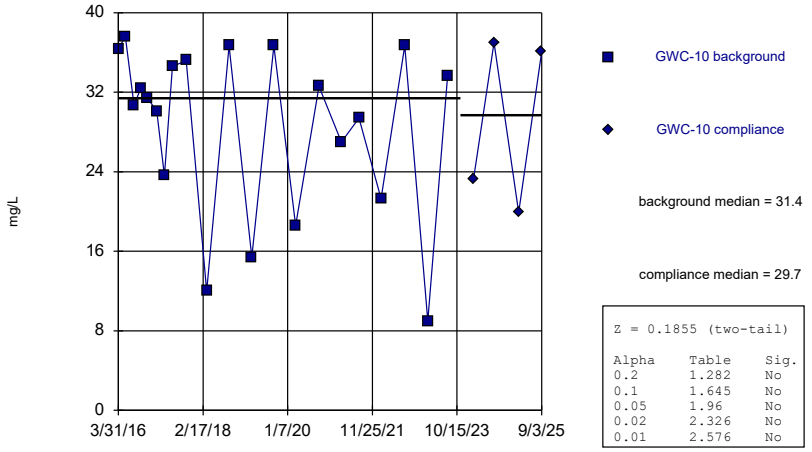

Z = 0.1855 (two-tail)

Alpha	Table	Sig.
0.2	1.282	No
0.1	1.645	No
0.05	1.96	No
0.02	2.326	No
0.01	2.576	No

Constituent: Calcium Analysis Run 8/10/2026 4:24 PM View: Appendix III Mann-Whitney
Plant Bowen Client: Southern Company Data: Bowen 1, 2, 9, & 10

Sanitas™ v.10.1.08 Software licensed to Groundwater Stats Consulting. UG

Mann-Whitney (Wilcoxon Rank Sum)

GWC-10R

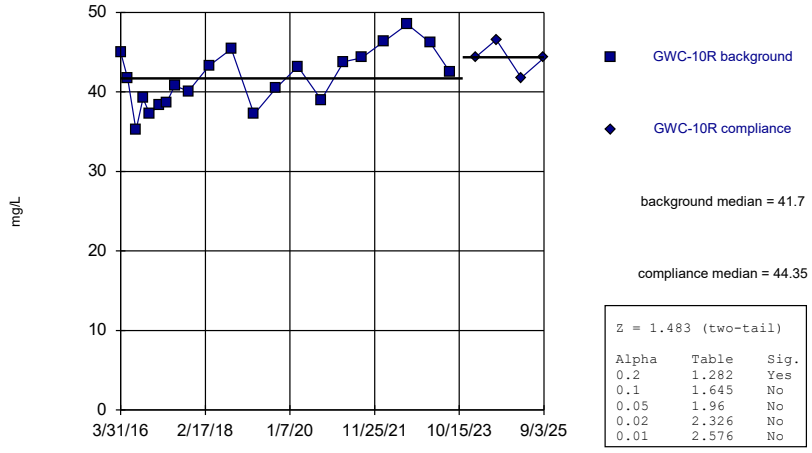

Z = 1.483 (two-tail)

Alpha	Table	Sig.
0.2	1.282	Yes
0.1	1.645	No
0.05	1.96	No
0.02	2.326	No
0.01	2.576	No

Constituent: Calcium Analysis Run 8/10/2026 4:24 PM View: Appendix III Mann-Whitney
Plant Bowen Client: Southern Company Data: Bowen 1, 2, 9, & 10

Sanitas™ v.10.1.08 Software licensed to Groundwater Stats Consulting. UG

Mann-Whitney (Wilcoxon Rank Sum)

GWC-11

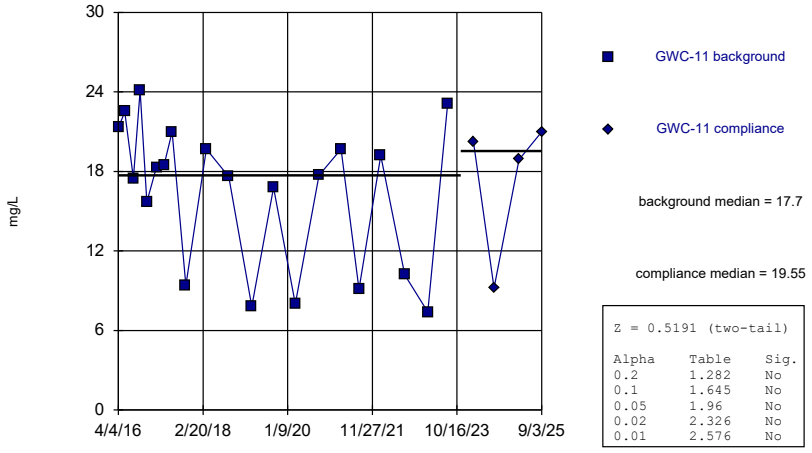

Z = 0.5191 (two-tail)

Alpha	Table	Sig.
0.2	1.282	No
0.1	1.645	No
0.05	1.96	No
0.02	2.326	No
0.01	2.576	No

Constituent: Calcium Analysis Run 8/10/2026 4:24 PM View: Appendix III Mann-Whitney
Plant Bowen Client: Southern Company Data: Bowen 1, 2, 9, & 10

Sanitas™ v.10.1.08 Software licensed to Groundwater Stats Consulting. UG

Mann-Whitney (Wilcoxon Rank Sum)

GWC-11R

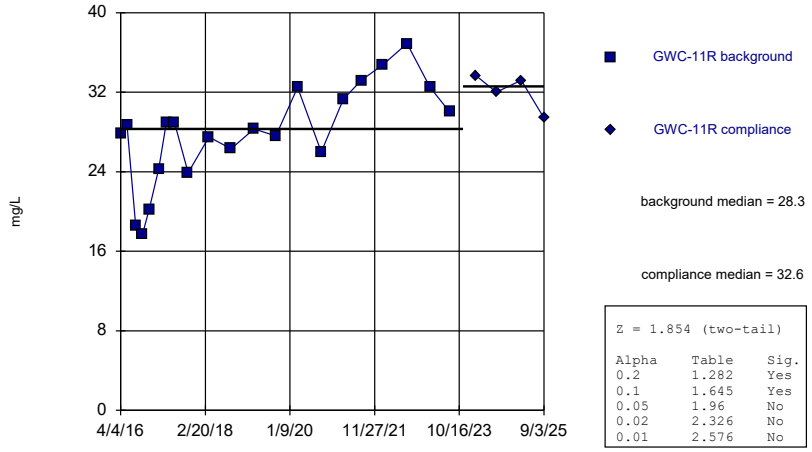

Constituent: Calcium Analysis Run 8/10/2026 4:25 PM View: Appendix III Mann-Whitney
Plant Bowen Client: Southern Company Data: Bowen 1, 2, 9, & 10

Sanitas™ v.10.1.08 Software licensed to Groundwater Stats Consulting. UG

Mann-Whitney (Wilcoxon Rank Sum)

GWC-12

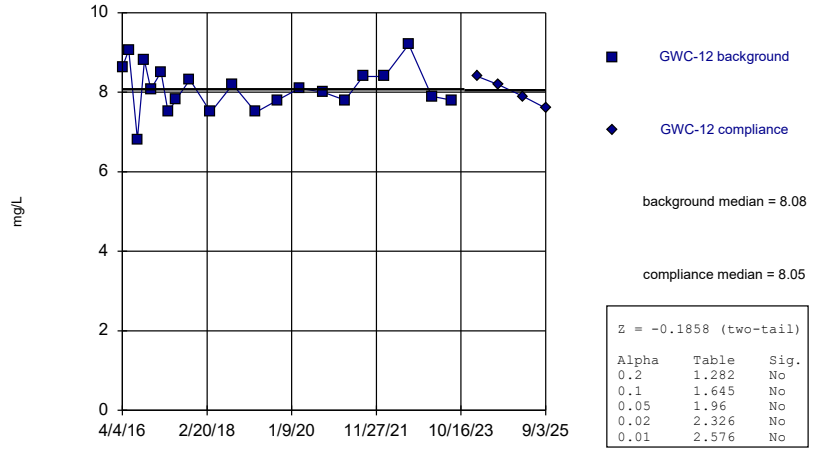

Constituent: Calcium Analysis Run 8/10/2026 4:25 PM View: Appendix III Mann-Whitney
Plant Bowen Client: Southern Company Data: Bowen 1, 2, 9, & 10

Sanitas™ v.10.1.08 Software licensed to Groundwater Stats Consulting. UG

Mann-Whitney (Wilcoxon Rank Sum)

GWC-13

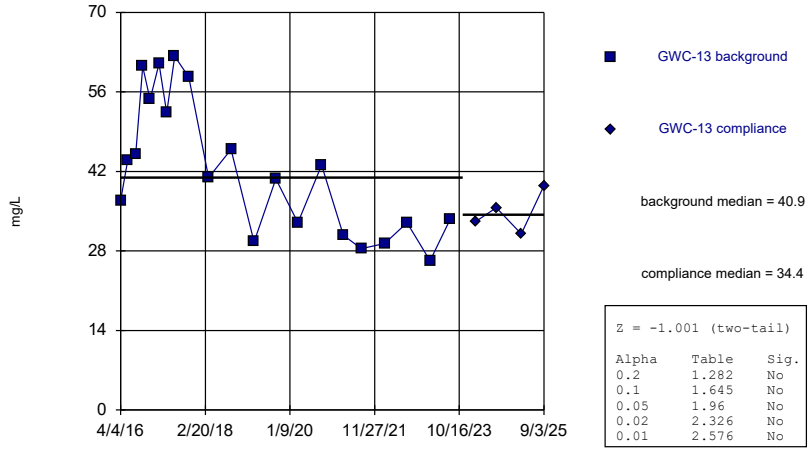

Constituent: Calcium Analysis Run 8/10/2026 4:25 PM View: Appendix III Mann-Whitney
Plant Bowen Client: Southern Company Data: Bowen 1, 2, 9, & 10

Sanitas™ v.10.1.08 Software licensed to Groundwater Stats Consulting. UG

Mann-Whitney (Wilcoxon Rank Sum)

GWC-13RZ

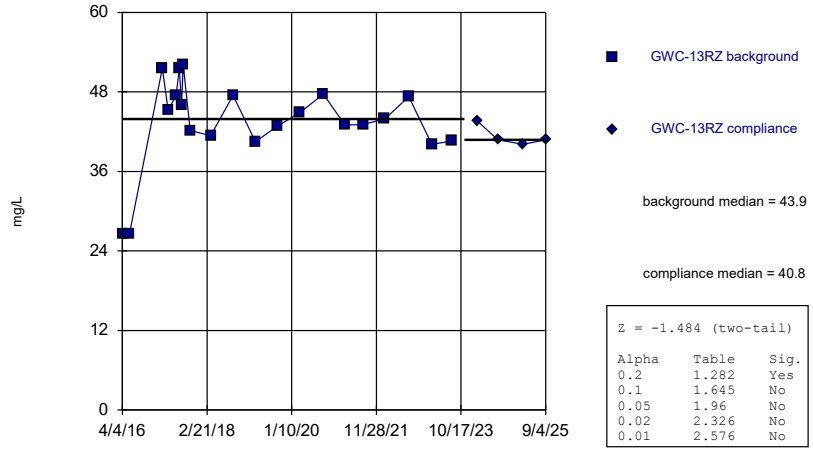

Constituent: Calcium Analysis Run 8/10/2026 4:25 PM View: Appendix III Mann-Whitney
Plant Bowen Client: Southern Company Data: Bowen 1, 2, 9, & 10

Sanitas™ v.10.1.08 Software licensed to Groundwater Stats Consulting. UG

Mann-Whitney (Wilcoxon Rank Sum)

GWC-14Z

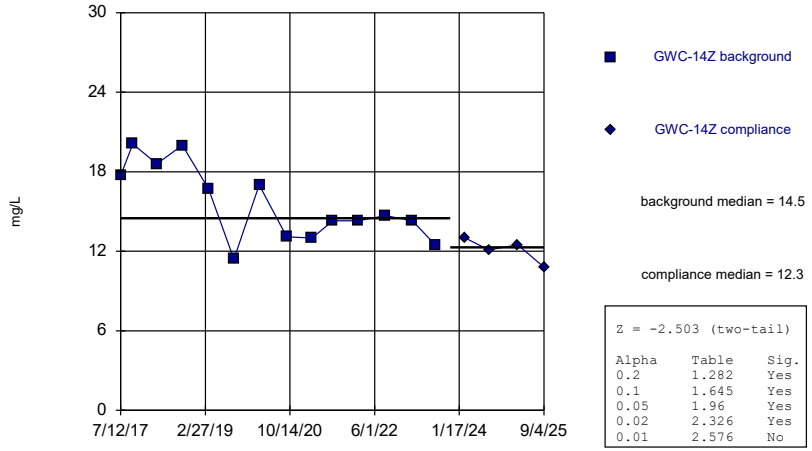

Z = -2.503 (two-tail)

Alpha	Table	Sig.
0.2	1.282	Yes
0.1	1.645	Yes
0.05	1.96	Yes
0.02	2.326	Yes
0.01	2.576	No

Constituent: Calcium Analysis Run 8/10/2026 4:25 PM View: Appendix III Mann-Whitney
Plant Bowen Client: Southern Company Data: Bowen 1, 2, 9, & 10

Sanitas™ v.10.1.08 Software licensed to Groundwater Stats Consulting. UG

Mann-Whitney (Wilcoxon Rank Sum)

GWC-15R

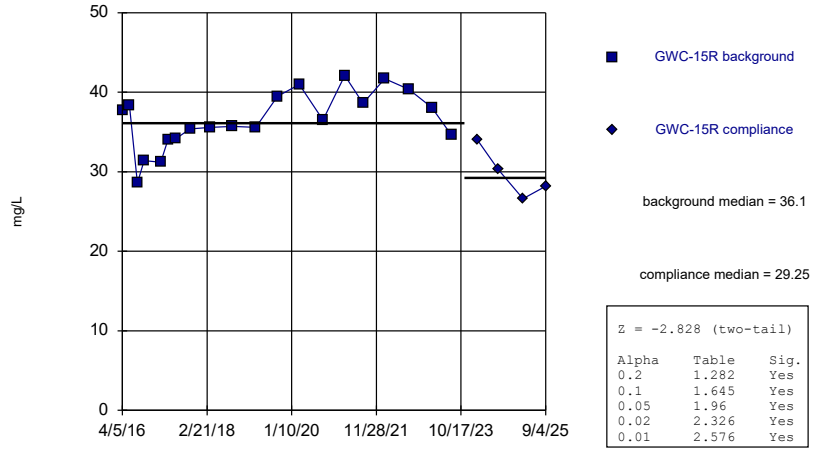

Z = -2.828 (two-tail)

Alpha	Table	Sig.
0.2	1.282	Yes
0.1	1.645	Yes
0.05	1.96	Yes
0.02	2.326	Yes
0.01	2.576	Yes

Constituent: Calcium Analysis Run 8/10/2026 4:25 PM View: Appendix III Mann-Whitney
Plant Bowen Client: Southern Company Data: Bowen 1, 2, 9, & 10

Sanitas™ v.10.1.08 Software licensed to Groundwater Stats Consulting. UG

Mann-Whitney (Wilcoxon Rank Sum)

GWC-15Z

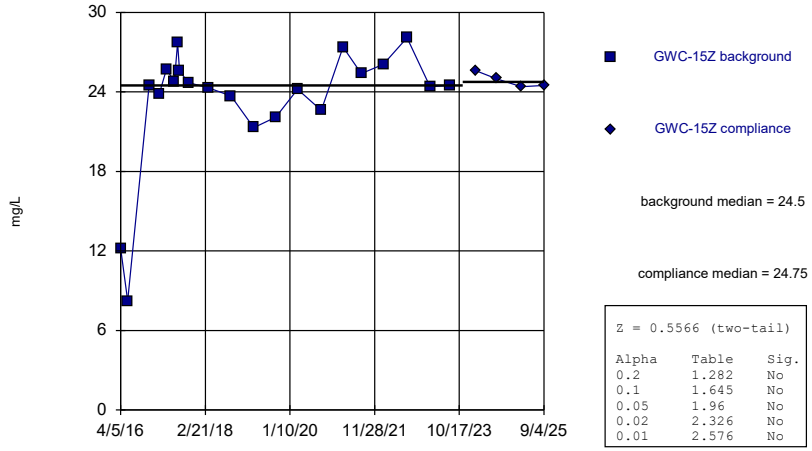

Z = 0.5566 (two-tail)

Alpha	Table	Sig.
0.2	1.282	No
0.1	1.645	No
0.05	1.96	No
0.02	2.326	No
0.01	2.576	No

Constituent: Calcium Analysis Run 8/10/2026 4:25 PM View: Appendix III Mann-Whitney
Plant Bowen Client: Southern Company Data: Bowen 1, 2, 9, & 10

Sanitas™ v.10.1.08 Software licensed to Groundwater Stats Consulting. UG

Mann-Whitney (Wilcoxon Rank Sum)

GWC-44

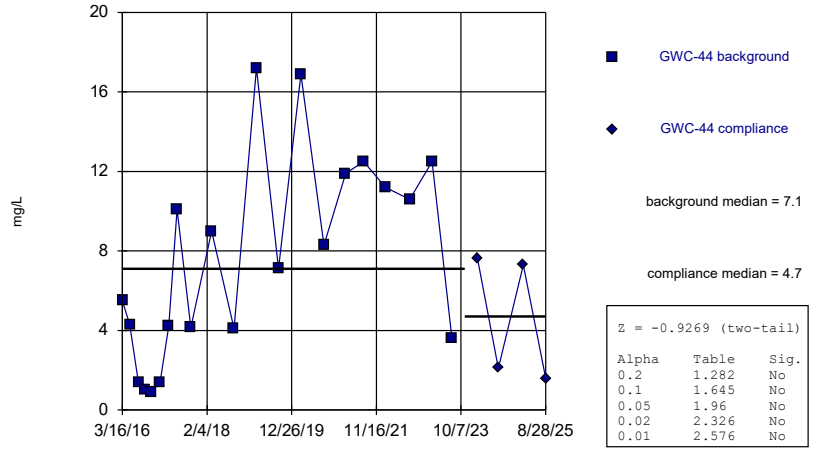

Z = -0.9269 (two-tail)

Alpha	Table	Sig.
0.2	1.282	No
0.1	1.645	No
0.05	1.96	No
0.02	2.326	No
0.01	2.576	No

Constituent: Calcium Analysis Run 8/10/2026 4:25 PM View: Appendix III Mann-Whitney
Plant Bowen Client: Southern Company Data: Bowen 1, 2, 9, & 10

Sanitas™ v.10.1.08 Software licensed to Groundwater Stats Consulting. UG

Mann-Whitney (Wilcoxon Rank Sum)

GWC-45

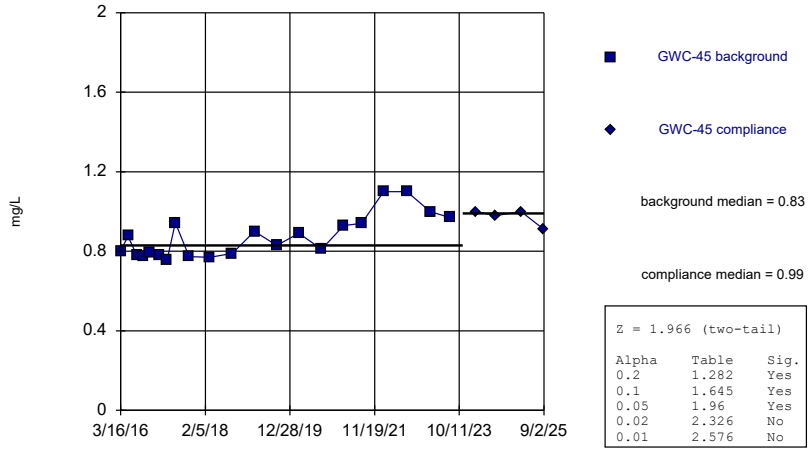

background median = 0.83

compliance median = 0.99

Z = 1.966 (two-tail)

Alpha	Table	Sig.
0.2	1.282	Yes
0.1	1.645	Yes
0.05	1.96	Yes
0.02	2.326	No
0.01	2.576	No

Constituent: Calcium Analysis Run 8/10/2026 4:25 PM View: Appendix III Mann-Whitney
Plant Bowen Client: Southern Company Data: Bowen 1, 2, 9, & 10

Sanitas™ v.10.1.08 Software licensed to Groundwater Stats Consulting. UG

Mann-Whitney (Wilcoxon Rank Sum)

GWC-45R

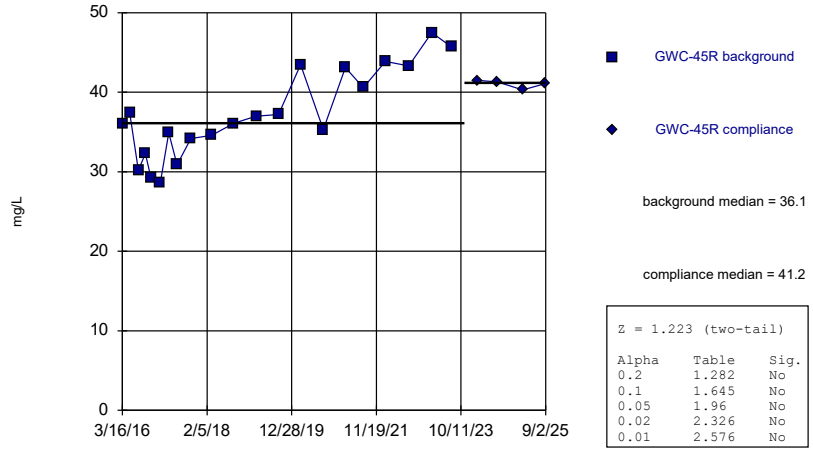

background median = 36.1

compliance median = 41.2

Z = 1.223 (two-tail)

Alpha	Table	Sig.
0.2	1.282	No
0.1	1.645	No
0.05	1.96	No
0.02	2.326	No
0.01	2.576	No

Constituent: Calcium Analysis Run 8/10/2026 4:25 PM View: Appendix III Mann-Whitney
Plant Bowen Client: Southern Company Data: Bowen 1, 2, 9, & 10

Sanitas™ v.10.1.08 Software licensed to Groundwater Stats Consulting. UG

Mann-Whitney (Wilcoxon Rank Sum)

GWC-46R

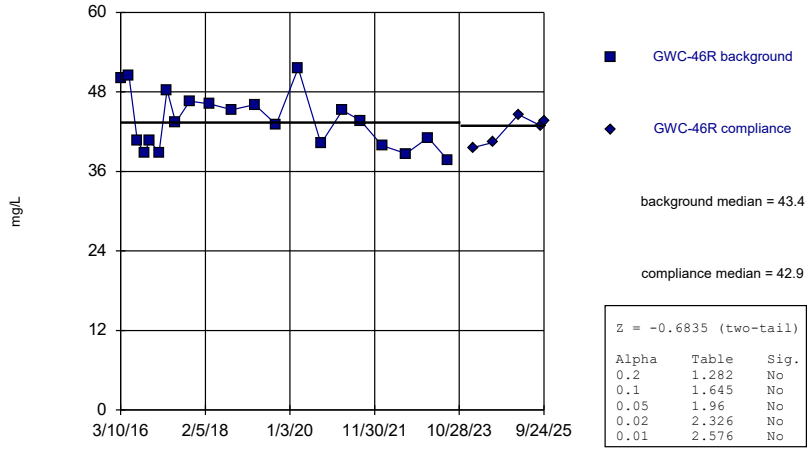

background median = 43.4

compliance median = 42.9

Z = -0.6835 (two-tail)

Alpha	Table	Sig.
0.2	1.282	No
0.1	1.645	No
0.05	1.96	No
0.02	2.326	No
0.01	2.576	No

Constituent: Calcium Analysis Run 8/10/2026 4:25 PM View: Appendix III Mann-Whitney
Plant Bowen Client: Southern Company Data: Bowen 1, 2, 9, & 10

Sanitas™ v.10.1.08 Software licensed to Groundwater Stats Consulting. UG

Mann-Whitney (Wilcoxon Rank Sum)

GWC-47

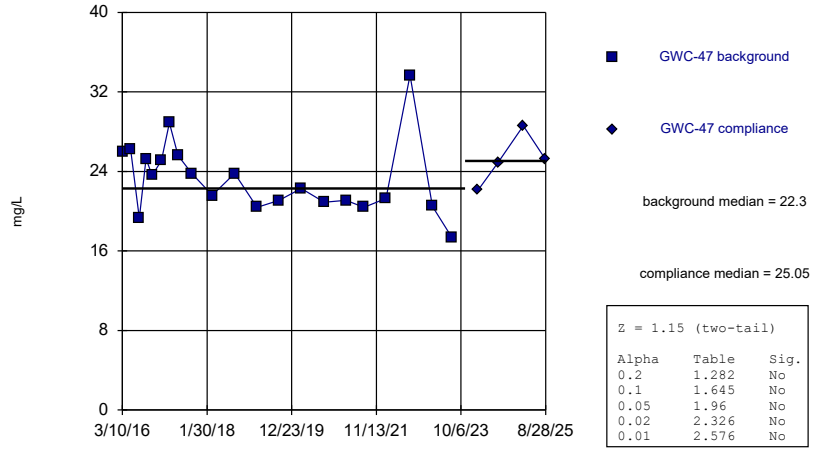

background median = 22.3

compliance median = 25.05

Z = 1.15 (two-tail)

Alpha	Table	Sig.
0.2	1.282	No
0.1	1.645	No
0.05	1.96	No
0.02	2.326	No
0.01	2.576	No

Constituent: Calcium Analysis Run 8/10/2026 4:25 PM View: Appendix III Mann-Whitney
Plant Bowen Client: Southern Company Data: Bowen 1, 2, 9, & 10

Sanitas™ v.10.1.08 Software licensed to Groundwater Stats Consulting. UG

Mann-Whitney (Wilcoxon Rank Sum)

GWC-47R

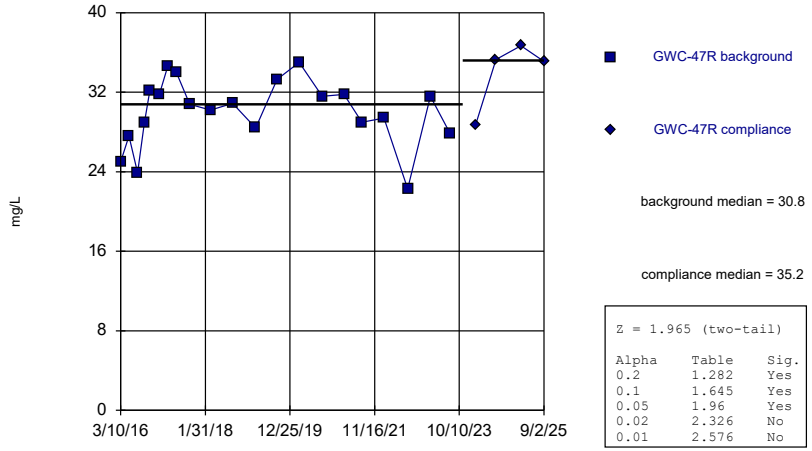

Constituent: Calcium Analysis Run 8/10/2026 4:25 PM View: Appendix III Mann-Whitney
Plant Bowen Client: Southern Company Data: Bowen 1, 2, 9, & 10

Sanitas™ v.10.1.08 Software licensed to Groundwater Stats Consulting. UG
Hollow symbols indicate censored values.

Mann-Whitney (Wilcoxon Rank Sum)

GWC-48

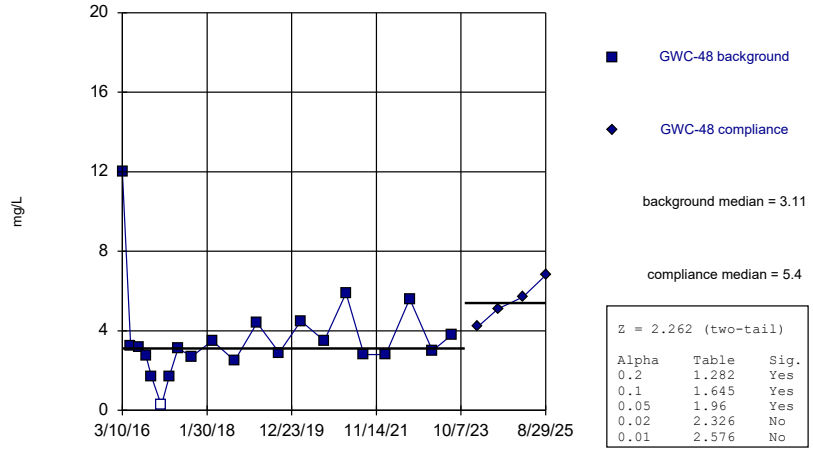

Constituent: Calcium Analysis Run 8/10/2026 4:25 PM View: Appendix III Mann-Whitney
Plant Bowen Client: Southern Company Data: Bowen 1, 2, 9, & 10

Sanitas™ v.10.1.08 Software licensed to Groundwater Stats Consulting. UG

Mann-Whitney (Wilcoxon Rank Sum)

GWC-49R

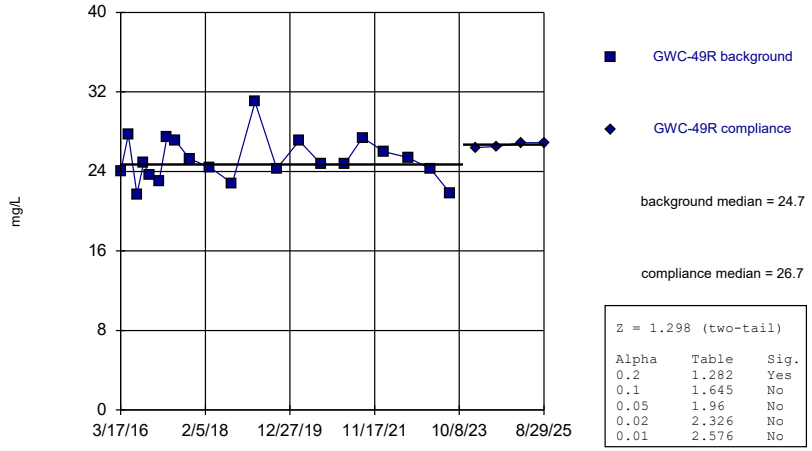

Constituent: Calcium Analysis Run 8/10/2026 4:25 PM View: Appendix III Mann-Whitney
Plant Bowen Client: Southern Company Data: Bowen 1, 2, 9, & 10

Sanitas™ v.10.1.08 Software licensed to Groundwater Stats Consulting. UG

Mann-Whitney (Wilcoxon Rank Sum)

GWC-49Z

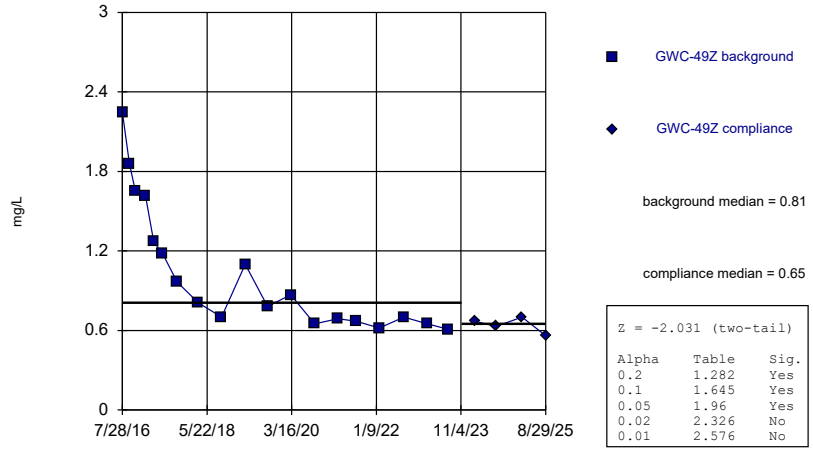

Constituent: Calcium Analysis Run 8/10/2026 4:25 PM View: Appendix III Mann-Whitney
Plant Bowen Client: Southern Company Data: Bowen 1, 2, 9, & 10

Sanitas™ v.10.1.08 Software licensed to Groundwater Stats Consulting. UG
Hollow symbols indicate censored values.

Mann-Whitney (Wilcoxon Rank Sum)

GWA-1 (bg)

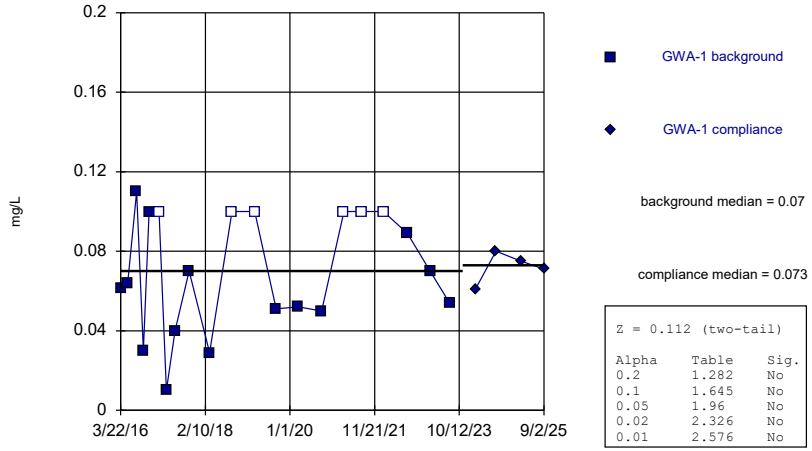

Z = 0.112 (two-tail)

Alpha	Table	Sig.
0.2	1.282	No
0.1	1.645	No
0.05	1.96	No
0.02	2.326	No
0.01	2.576	No

Constituent: Fluoride Analysis Run 8/10/2026 4:25 PM View: Appendix III Mann-Whitney
Plant Bowen Client: Southern Company Data: Bowen 1, 2, 9, & 10

Sanitas™ v.10.1.08 Software licensed to Groundwater Stats Consulting. UG
Hollow symbols indicate censored values.

Mann-Whitney (Wilcoxon Rank Sum)

GWA-2 (bg)

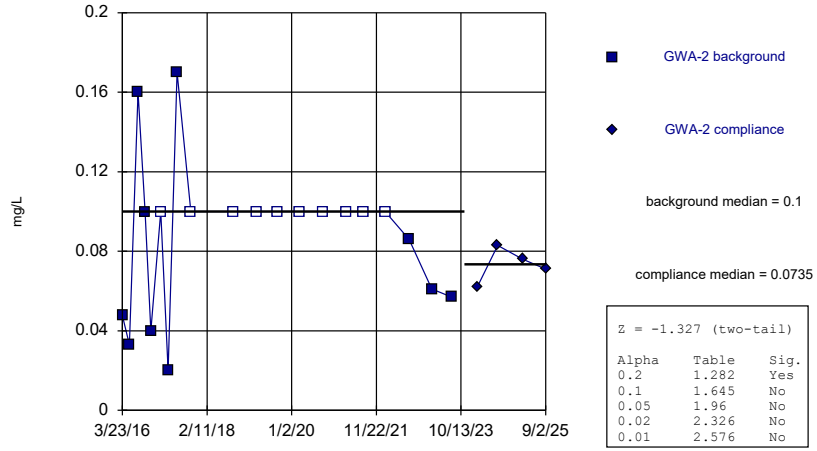

Z = -1.327 (two-tail)

Alpha	Table	Sig.
0.2	1.282	Yes
0.1	1.645	No
0.05	1.96	No
0.02	2.326	No
0.01	2.576	No

Constituent: Fluoride Analysis Run 8/10/2026 4:25 PM View: Appendix III Mann-Whitney
Plant Bowen Client: Southern Company Data: Bowen 1, 2, 9, & 10

Sanitas™ v.10.1.08 Software licensed to Groundwater Stats Consulting. UG
Hollow symbols indicate censored values.

Mann-Whitney (Wilcoxon Rank Sum)

GWA-2R (bg)

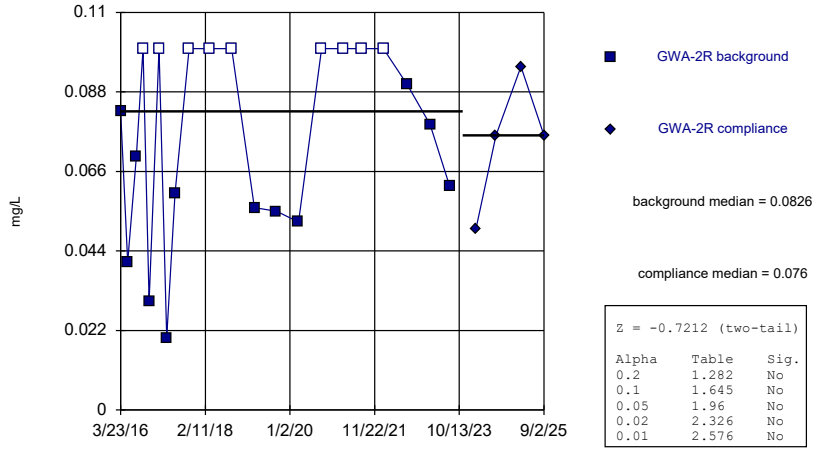

Z = -0.7212 (two-tail)

Alpha	Table	Sig.
0.2	1.282	No
0.1	1.645	No
0.05	1.96	No
0.02	2.326	No
0.01	2.576	No

Constituent: Fluoride Analysis Run 8/10/2026 4:25 PM View: Appendix III Mann-Whitney
Plant Bowen Client: Southern Company Data: Bowen 1, 2, 9, & 10

Sanitas™ v.10.1.08 Software licensed to Groundwater Stats Consulting. UG
Hollow symbols indicate censored values.

Mann-Whitney (Wilcoxon Rank Sum)

GWA-3A (bg)

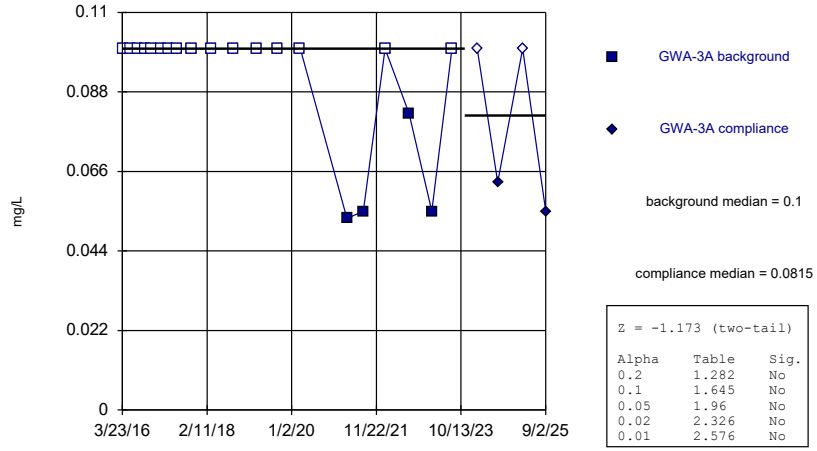

Z = -1.173 (two-tail)

Alpha	Table	Sig.
0.2	1.282	No
0.1	1.645	No
0.05	1.96	No
0.02	2.326	No
0.01	2.576	No

Constituent: Fluoride Analysis Run 8/10/2026 4:25 PM View: Appendix III Mann-Whitney
Plant Bowen Client: Southern Company Data: Bowen 1, 2, 9, & 10

Sanitas™ v.10.1.08 Software licensed to Groundwater Stats Consulting. UG

Mann-Whitney (Wilcoxon Rank Sum)

GWA-4RZ (bg)

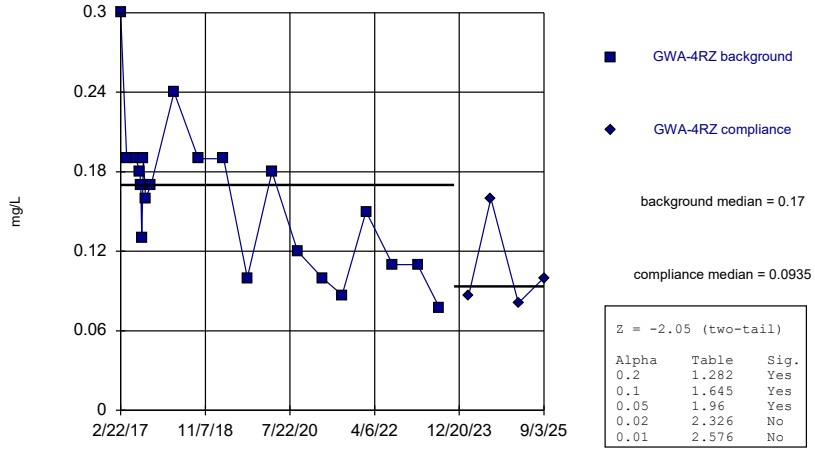

Z = -2.05 (two-tail)

Alpha	Table	Sig.
0.2	1.282	Yes
0.1	1.645	Yes
0.05	1.96	Yes
0.02	2.326	No
0.01	2.576	No

Constituent: Fluoride Analysis Run 8/10/2026 4:25 PM View: Appendix III Mann-Whitney
Plant Bowen Client: Southern Company Data: Bowen 1, 2, 9, & 10

Sanitas™ v.10.1.08 Software licensed to Groundwater Stats Consulting. UG
Hollow symbols indicate censored values.

Mann-Whitney (Wilcoxon Rank Sum)

GWA-39RZ (bg)

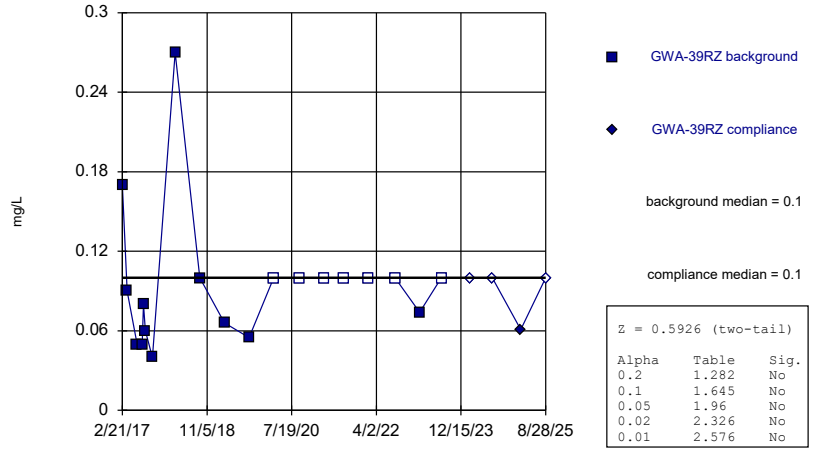

Z = 0.5926 (two-tail)

Alpha	Table	Sig.
0.2	1.282	No
0.1	1.645	No
0.05	1.96	No
0.02	2.326	No
0.01	2.576	No

Constituent: Fluoride Analysis Run 8/10/2026 4:25 PM View: Appendix III Mann-Whitney
Plant Bowen Client: Southern Company Data: Bowen 1, 2, 9, & 10

Sanitas™ v.10.1.08 Software licensed to Groundwater Stats Consulting. UG
Hollow symbols indicate censored values.

Mann-Whitney (Wilcoxon Rank Sum)

GWA-39Z (bg)

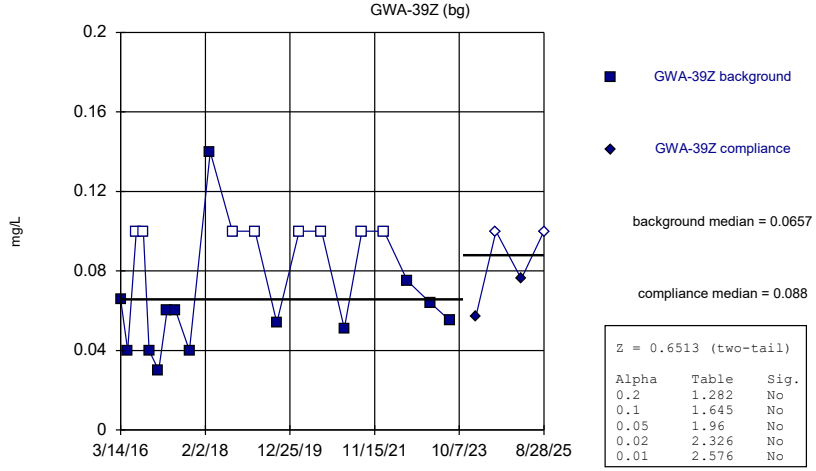

Z = 0.6513 (two-tail)

Alpha	Table	Sig.
0.2	1.282	No
0.1	1.645	No
0.05	1.96	No
0.02	2.326	No
0.01	2.576	No

Constituent: Fluoride Analysis Run 8/10/2026 4:25 PM View: Appendix III Mann-Whitney
Plant Bowen Client: Southern Company Data: Bowen 1, 2, 9, & 10

Sanitas™ v.10.1.08 Software licensed to Groundwater Stats Consulting. UG
Hollow symbols indicate censored values.

Mann-Whitney (Wilcoxon Rank Sum)

GWA-40 (bg)

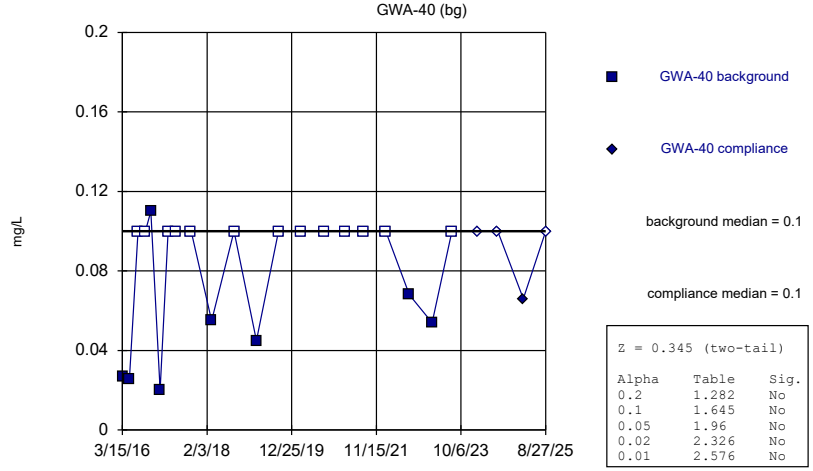

Z = 0.345 (two-tail)

Alpha	Table	Sig.
0.2	1.282	No
0.1	1.645	No
0.05	1.96	No
0.02	2.326	No
0.01	2.576	No

Constituent: Fluoride Analysis Run 8/10/2026 4:25 PM View: Appendix III Mann-Whitney
Plant Bowen Client: Southern Company Data: Bowen 1, 2, 9, & 10

Sanitas™ v.10.1.08 Software licensed to Groundwater Stats Consulting. UG
Hollow symbols indicate censored values.

Mann-Whitney (Wilcoxon Rank Sum)

GWA-41 (bg)

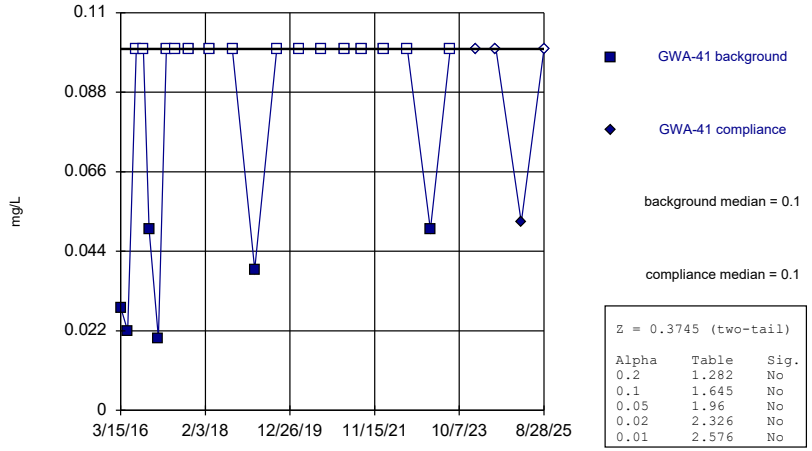

Z = 0.3745 (two-tail)

Alpha	Table	Sig.
0.2	1.282	No
0.1	1.645	No
0.05	1.96	No
0.02	2.326	No
0.01	2.576	No

Constituent: Fluoride Analysis Run 8/10/2026 4:25 PM View: Appendix III Mann-Whitney
Plant Bowen Client: Southern Company Data: Bowen 1, 2, 9, & 10

Sanitas™ v.10.1.08 Software licensed to Groundwater Stats Consulting. UG
Hollow symbols indicate censored values.

Mann-Whitney (Wilcoxon Rank Sum)

GWA-41R (bg)

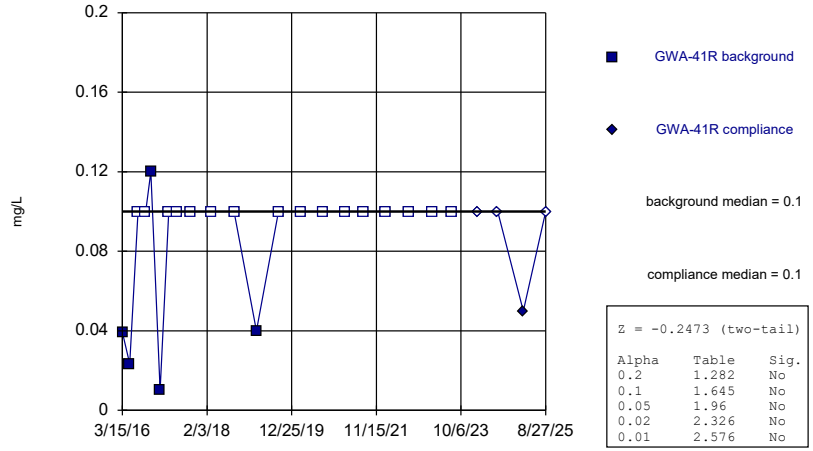

Z = -0.2473 (two-tail)

Alpha	Table	Sig.
0.2	1.282	No
0.1	1.645	No
0.05	1.96	No
0.02	2.326	No
0.01	2.576	No

Constituent: Fluoride Analysis Run 8/10/2026 4:25 PM View: Appendix III Mann-Whitney
Plant Bowen Client: Southern Company Data: Bowen 1, 2, 9, & 10

Sanitas™ v.10.1.08 Software licensed to Groundwater Stats Consulting. UG
Hollow symbols indicate censored values.

Mann-Whitney (Wilcoxon Rank Sum)

GWA-42 (bg)

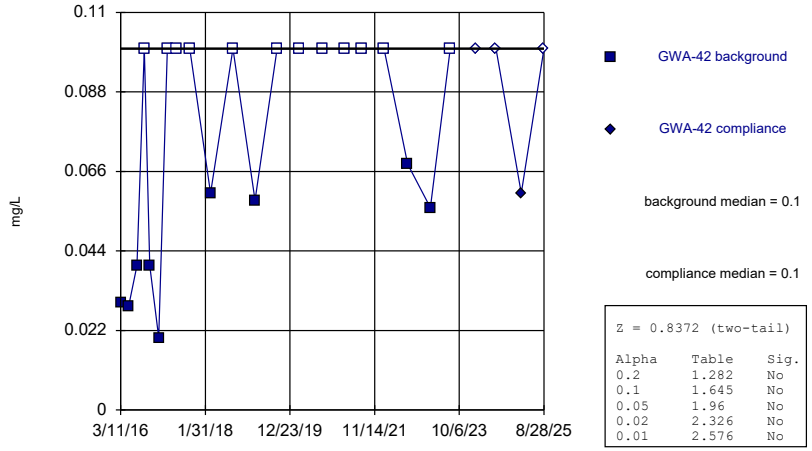

Z = 0.8372 (two-tail)

Alpha	Table	Sig.
0.2	1.282	No
0.1	1.645	No
0.05	1.96	No
0.02	2.326	No
0.01	2.576	No

Constituent: Fluoride Analysis Run 8/10/2026 4:25 PM View: Appendix III Mann-Whitney
Plant Bowen Client: Southern Company Data: Bowen 1, 2, 9, & 10

Sanitas™ v.10.1.08 Software licensed to Groundwater Stats Consulting. UG
Hollow symbols indicate censored values.

Mann-Whitney (Wilcoxon Rank Sum)

GWA-43 (bg)

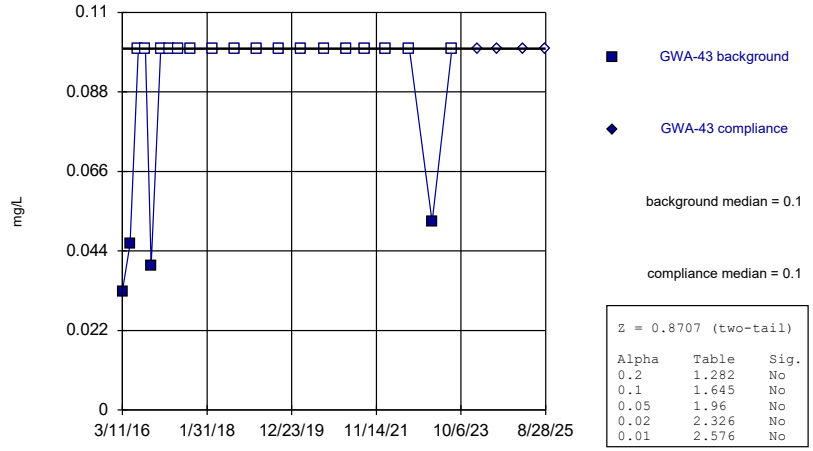

Z = 0.8707 (two-tail)

Alpha	Table	Sig.
0.2	1.282	No
0.1	1.645	No
0.05	1.96	No
0.02	2.326	No
0.01	2.576	No

Constituent: Fluoride Analysis Run 8/10/2026 4:25 PM View: Appendix III Mann-Whitney
Plant Bowen Client: Southern Company Data: Bowen 1, 2, 9, & 10

Sanitas™ v.10.1.08 Software licensed to Groundwater Stats Consulting. UG
Hollow symbols indicate censored values.

Mann-Whitney (Wilcoxon Rank Sum)

GWA-43R (bg)

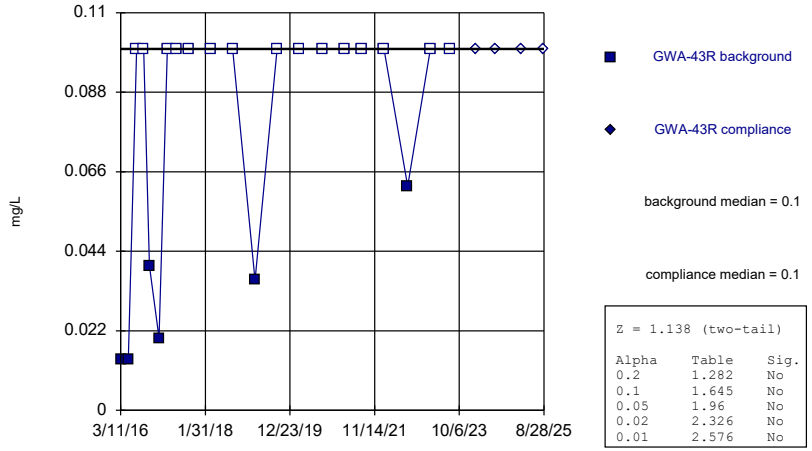

Z = 1.138 (two-tail)

Alpha	Table	Sig.
0.2	1.282	No
0.1	1.645	No
0.05	1.96	No
0.02	2.326	No
0.01	2.576	No

Constituent: Fluoride Analysis Run 8/10/2026 4:25 PM View: Appendix III Mann-Whitney
Plant Bowen Client: Southern Company Data: Bowen 1, 2, 9, & 10

Sanitas™ v.10.1.08 Software licensed to Groundwater Stats Consulting. UG
Hollow symbols indicate censored values.

Mann-Whitney (Wilcoxon Rank Sum)

GWA-50 (bg)

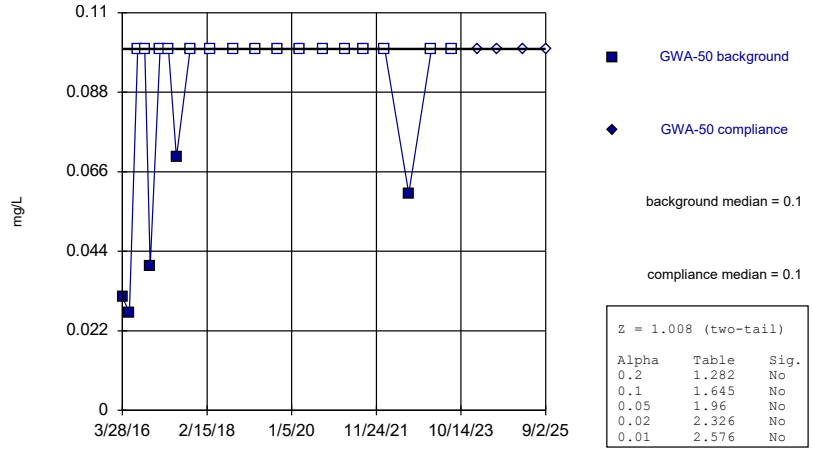

Z = 1.008 (two-tail)

Alpha	Table	Sig.
0.2	1.282	No
0.1	1.645	No
0.05	1.96	No
0.02	2.326	No
0.01	2.576	No

Constituent: Fluoride Analysis Run 8/10/2026 4:25 PM View: Appendix III Mann-Whitney
Plant Bowen Client: Southern Company Data: Bowen 1, 2, 9, & 10

Sanitas™ v.10.1.08 Software licensed to Groundwater Stats Consulting. UG
Hollow symbols indicate censored values.

Mann-Whitney (Wilcoxon Rank Sum)

GWA-50R (bg)

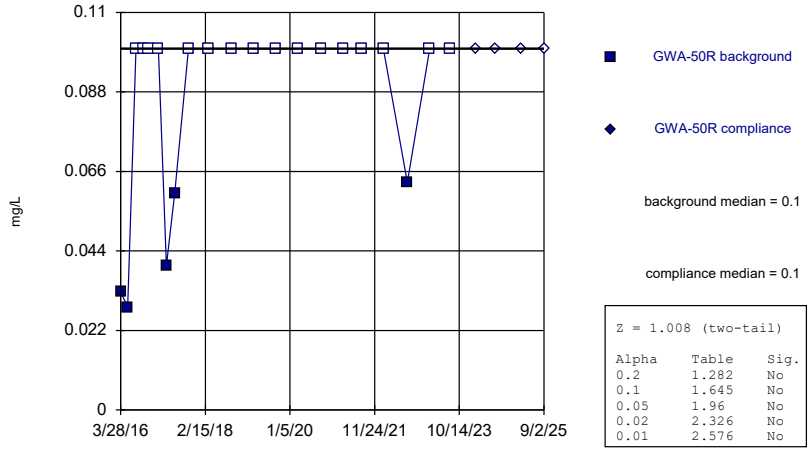

Z = 1.008 (two-tail)

Alpha	Table	Sig.
0.2	1.282	No
0.1	1.645	No
0.05	1.96	No
0.02	2.326	No
0.01	2.576	No

Constituent: Fluoride Analysis Run 8/10/2026 4:25 PM View: Appendix III Mann-Whitney
Plant Bowen Client: Southern Company Data: Bowen 1, 2, 9, & 10

Sanitas™ v.10.1.08 Software licensed to Groundwater Stats Consulting. UG
Hollow symbols indicate censored values.

Mann-Whitney (Wilcoxon Rank Sum)

GWC-5

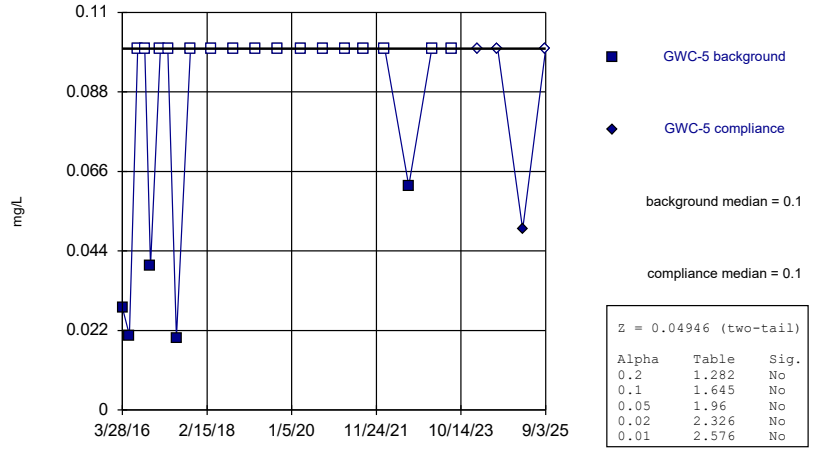

Z = 0.04946 (two-tail)

Alpha	Table	Sig.
0.2	1.282	No
0.1	1.645	No
0.05	1.96	No
0.02	2.326	No
0.01	2.576	No

Constituent: Fluoride Analysis Run 8/10/2026 4:25 PM View: Appendix III Mann-Whitney
Plant Bowen Client: Southern Company Data: Bowen 1, 2, 9, & 10

Sanitas™ v.10.1.08 Software licensed to Groundwater Stats Consulting. UG
Hollow symbols indicate censored values.

Mann-Whitney (Wilcoxon Rank Sum)

GWC-6

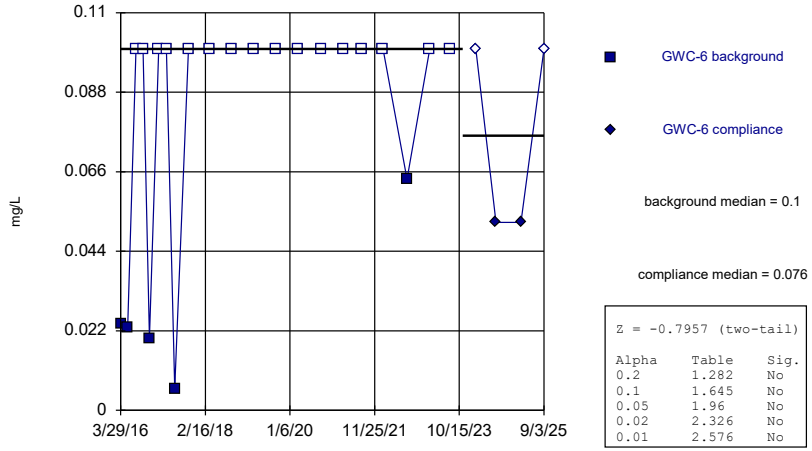

Z = -0.7957 (two-tail)

Alpha	Table	Sig.
0.2	1.282	No
0.1	1.645	No
0.05	1.96	No
0.02	2.326	No
0.01	2.576	No

Constituent: Fluoride Analysis Run 8/10/2026 4:25 PM View: Appendix III Mann-Whitney
Plant Bowen Client: Southern Company Data: Bowen 1, 2, 9, & 10

Sanitas™ v.10.1.08 Software licensed to Groundwater Stats Consulting. UG
Hollow symbols indicate censored values.

Mann-Whitney (Wilcoxon Rank Sum)

GWC-6RZ

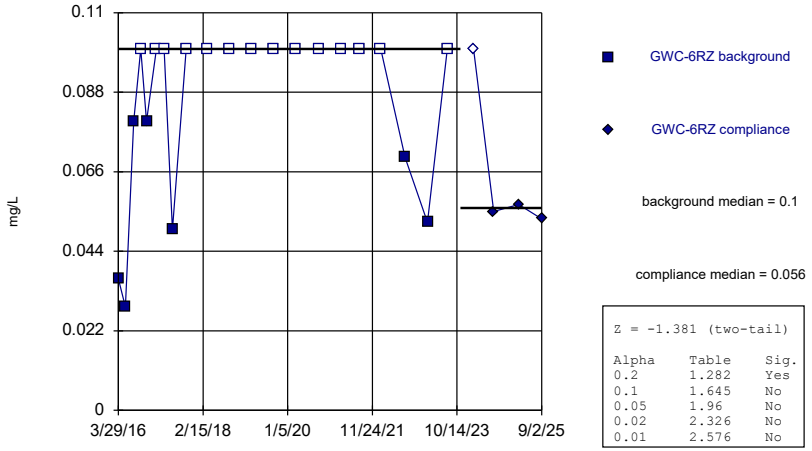

Z = -1.381 (two-tail)

Alpha	Table	Sig.
0.2	1.282	Yes
0.1	1.645	No
0.05	1.96	No
0.02	2.326	No
0.01	2.576	No

Constituent: Fluoride Analysis Run 8/10/2026 4:25 PM View: Appendix III Mann-Whitney
Plant Bowen Client: Southern Company Data: Bowen 1, 2, 9, & 10

Sanitas™ v.10.1.08 Software licensed to Groundwater Stats Consulting. UG
Hollow symbols indicate censored values.

Mann-Whitney (Wilcoxon Rank Sum)

GWC-7Z

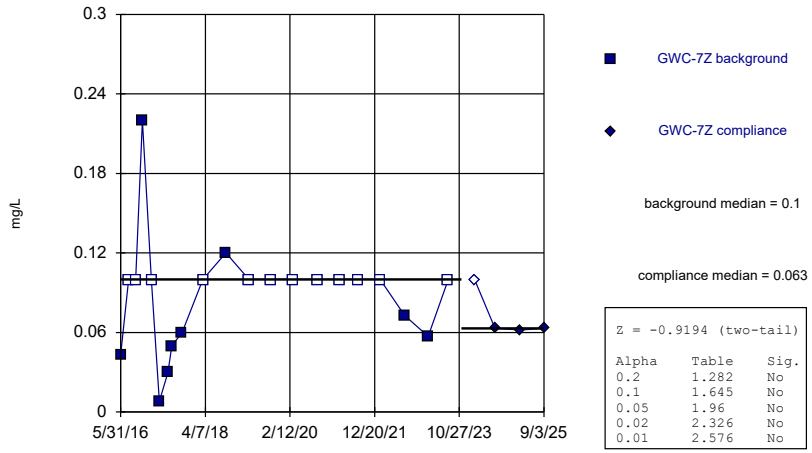

Z = -0.9194 (two-tail)

Alpha	Table	Sig.
0.2	1.282	No
0.1	1.645	No
0.05	1.96	No
0.02	2.326	No
0.01	2.576	No

Constituent: Fluoride Analysis Run 8/10/2026 4:25 PM View: Appendix III Mann-Whitney
Plant Bowen Client: Southern Company Data: Bowen 1, 2, 9, & 10

Sanitas™ v.10.1.08 Software licensed to Groundwater Stats Consulting. UG
Hollow symbols indicate censored values.

Mann-Whitney (Wilcoxon Rank Sum)

GWC-8RR

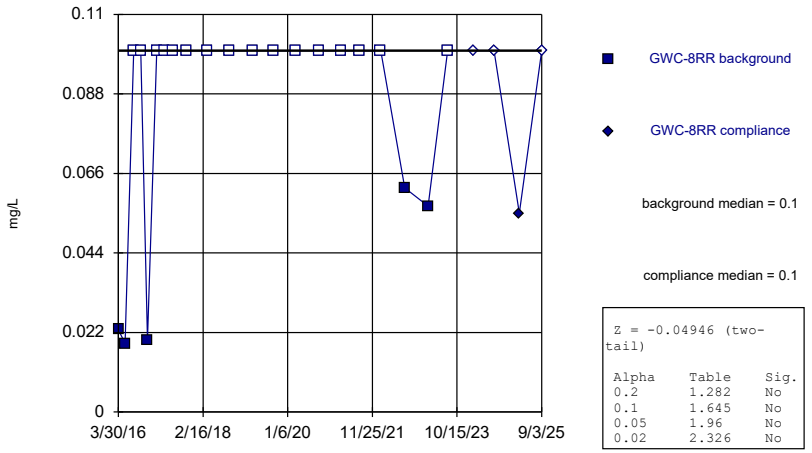

Z = -0.04946 (two-tail)

Alpha	Table	Sig.
0.2	1.282	No
0.1	1.645	No
0.05	1.96	No
0.02	2.326	No

Constituent: Fluoride Analysis Run 8/10/2026 4:25 PM View: Appendix III Mann-Whitney
Plant Bowen Client: Southern Company Data: Bowen 1, 2, 9, & 10

Sanitas™ v.10.1.08 Software licensed to Groundwater Stats Consulting. UG
Hollow symbols indicate censored values.

Mann-Whitney (Wilcoxon Rank Sum)

GWC-8Z

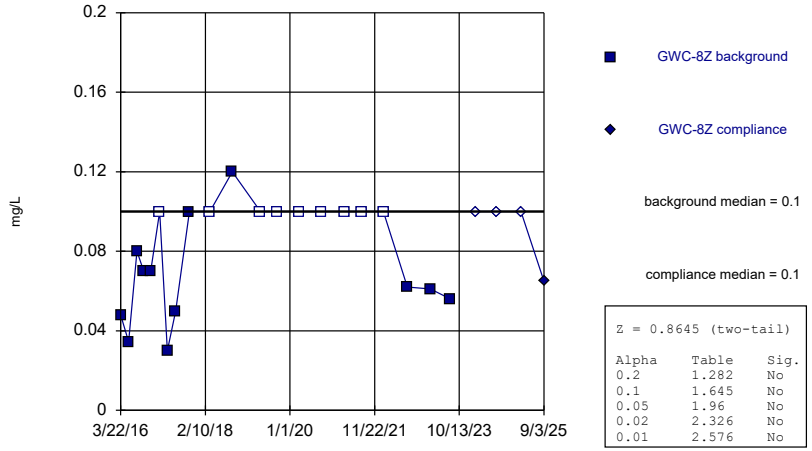

Z = 0.8645 (two-tail)

Alpha	Table	Sig.
0.2	1.282	No
0.1	1.645	No
0.05	1.96	No
0.02	2.326	No
0.01	2.576	No

Constituent: Fluoride Analysis Run 8/10/2026 4:25 PM View: Appendix III Mann-Whitney
Plant Bowen Client: Southern Company Data: Bowen 1, 2, 9, & 10

Sanitas™ v.10.1.08 Software licensed to Groundwater Stats Consulting. UG
Hollow symbols indicate censored values.

Mann-Whitney (Wilcoxon Rank Sum)

GWC-9

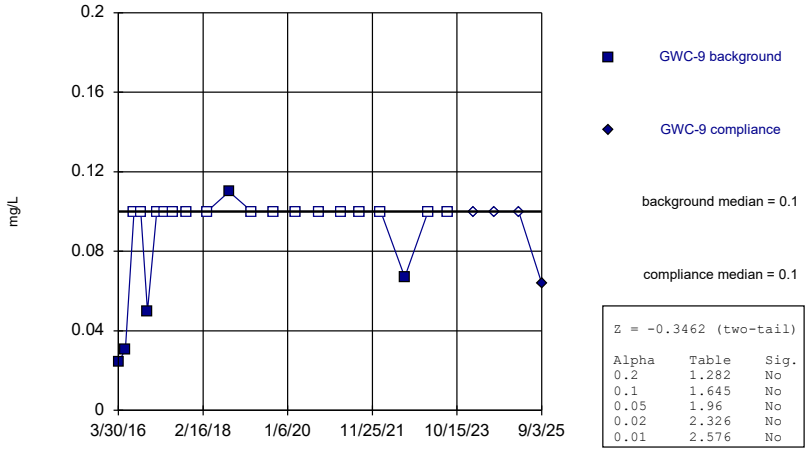

Z = -0.3462 (two-tail)

Alpha	Table	Sig.
0.2	1.282	No
0.1	1.645	No
0.05	1.96	No
0.02	2.326	No
0.01	2.576	No

Constituent: Fluoride Analysis Run 8/10/2026 4:25 PM View: Appendix III Mann-Whitney
Plant Bowen Client: Southern Company Data: Bowen 1, 2, 9, & 10

Sanitas™ v.10.1.08 Software licensed to Groundwater Stats Consulting. UG
Hollow symbols indicate censored values.

Mann-Whitney (Wilcoxon Rank Sum)

GWC-10

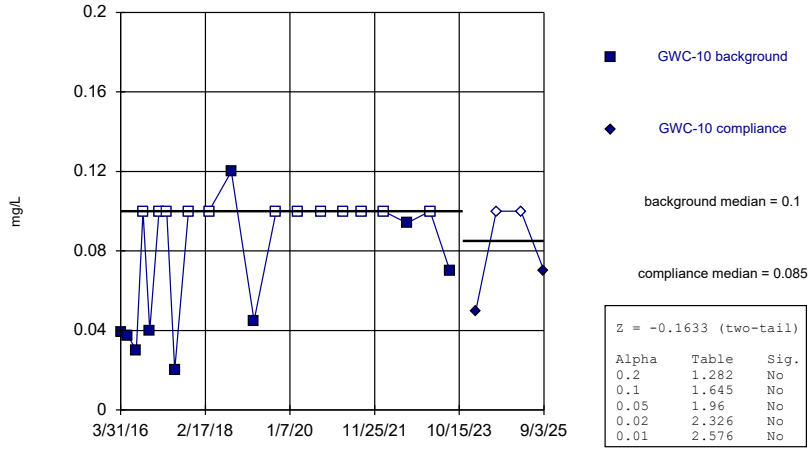

Z = -0.1633 (two-tail)

Alpha	Table	Sig.
0.2	1.282	No
0.1	1.645	No
0.05	1.96	No
0.02	2.326	No
0.01	2.576	No

Constituent: Fluoride Analysis Run 8/10/2026 4:25 PM View: Appendix III Mann-Whitney
Plant Bowen Client: Southern Company Data: Bowen 1, 2, 9, & 10

Sanitas™ v.10.1.08 Software licensed to Groundwater Stats Consulting. UG
Hollow symbols indicate censored values.

Mann-Whitney (Wilcoxon Rank Sum)

GWC-10R

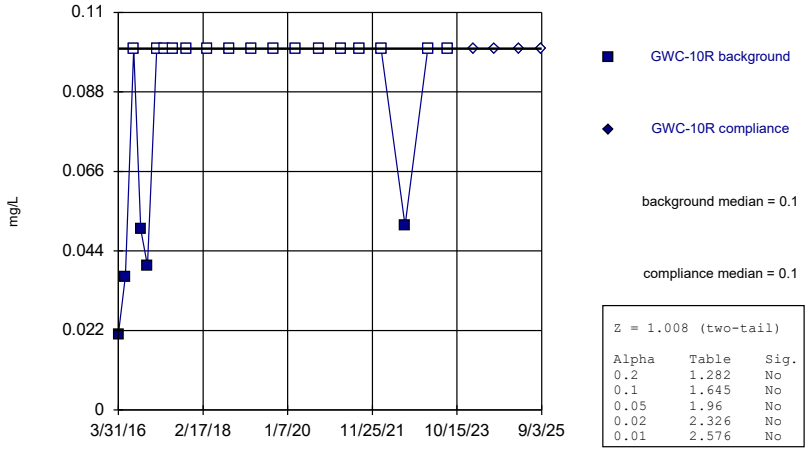

Z = 1.008 (two-tail)

Alpha	Table	Sig.
0.2	1.282	No
0.1	1.645	No
0.05	1.96	No
0.02	2.326	No
0.01	2.576	No

Constituent: Fluoride Analysis Run 8/10/2026 4:25 PM View: Appendix III Mann-Whitney
Plant Bowen Client: Southern Company Data: Bowen 1, 2, 9, & 10

Sanitas™ v.10.1.08 Software licensed to Groundwater Stats Consulting. UG
Hollow symbols indicate censored values.

Mann-Whitney (Wilcoxon Rank Sum)

GWC-11

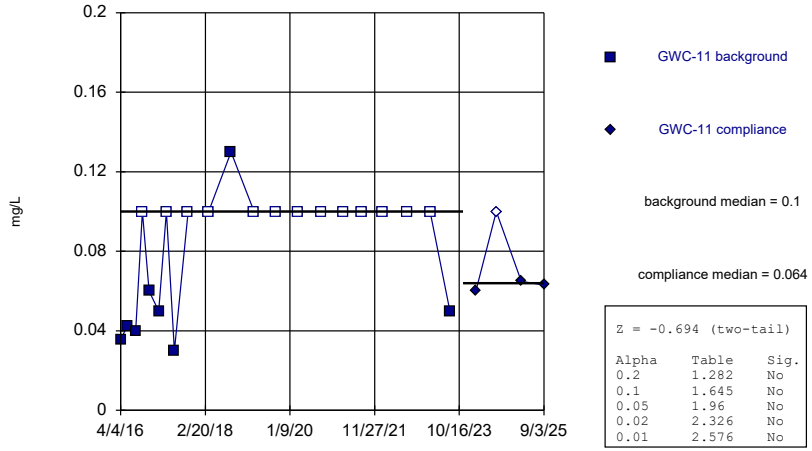

Z = -0.694 (two-tail)

Alpha	Table	Sig.
0.2	1.282	No
0.1	1.645	No
0.05	1.96	No
0.02	2.326	No
0.01	2.576	No

Constituent: Fluoride Analysis Run 8/10/2026 4:25 PM View: Appendix III Mann-Whitney
Plant Bowen Client: Southern Company Data: Bowen 1, 2, 9, & 10

Sanitas™ v.10.1.08 Software licensed to Groundwater Stats Consulting. UG
Hollow symbols indicate censored values.

Mann-Whitney (Wilcoxon Rank Sum)

GWC-11R

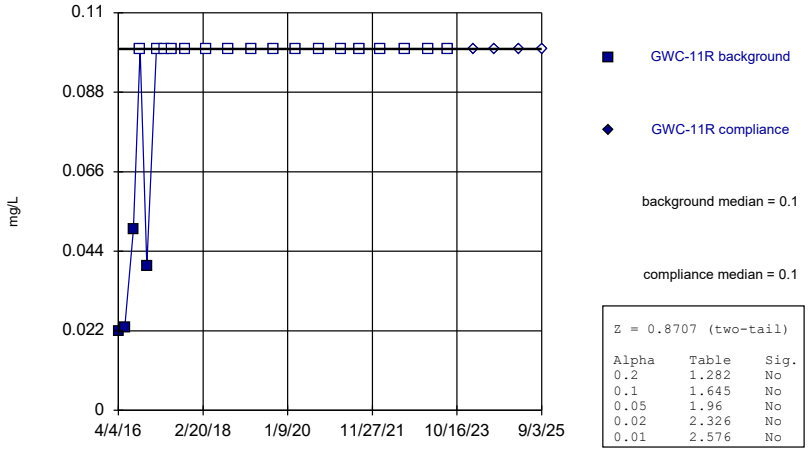

Z = 0.8707 (two-tail)

Alpha	Table	Sig.
0.2	1.282	No
0.1	1.645	No
0.05	1.96	No
0.02	2.326	No
0.01	2.576	No

Constituent: Fluoride Analysis Run 8/10/2026 4:25 PM View: Appendix III Mann-Whitney
Plant Bowen Client: Southern Company Data: Bowen 1, 2, 9, & 10

Sanitas™ v.10.1.08 Software licensed to Groundwater Stats Consulting. UG
Hollow symbols indicate censored values.

Mann-Whitney (Wilcoxon Rank Sum)

GWC-12

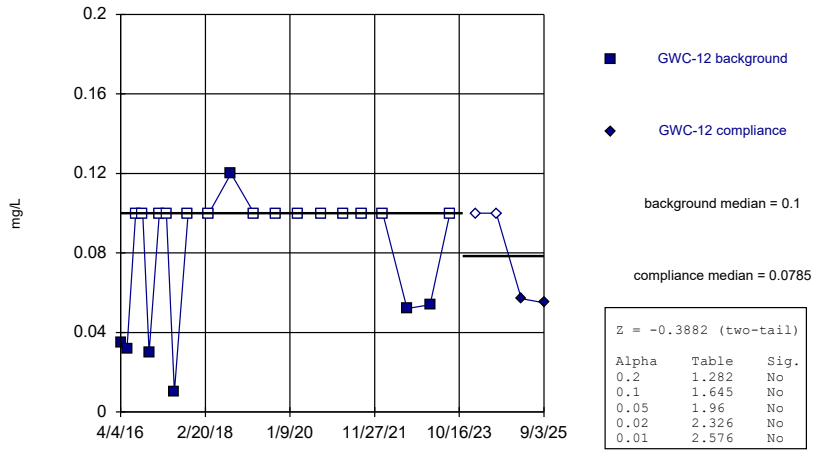

Z = -0.3882 (two-tail)

Alpha	Table	Sig.
0.2	1.282	No
0.1	1.645	No
0.05	1.96	No
0.02	2.326	No
0.01	2.576	No

Constituent: Fluoride Analysis Run 8/10/2026 4:25 PM View: Appendix III Mann-Whitney
Plant Bowen Client: Southern Company Data: Bowen 1, 2, 9, & 10

Sanitas™ v.10.1.08 Software licensed to Groundwater Stats Consulting. UG
Hollow symbols indicate censored values.

Mann-Whitney (Wilcoxon Rank Sum)

GWC-13

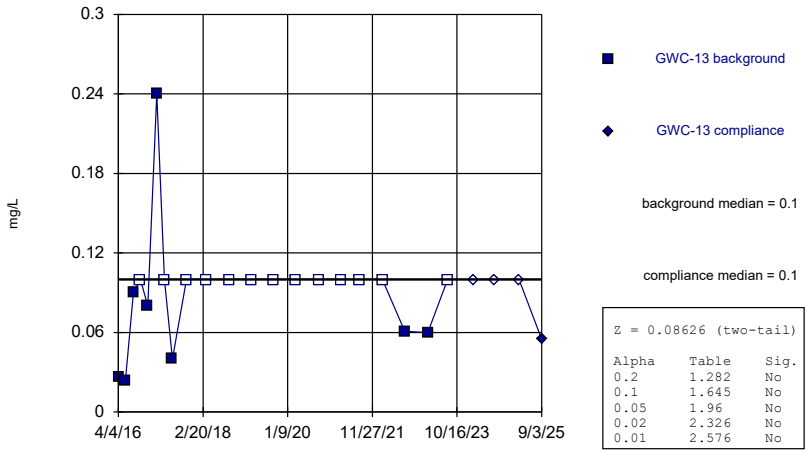

Z = 0.08626 (two-tail)

Alpha	Table	Sig.
0.2	1.282	No
0.1	1.645	No
0.05	1.96	No
0.02	2.326	No
0.01	2.576	No

Constituent: Fluoride Analysis Run 8/10/2026 4:25 PM View: Appendix III Mann-Whitney
Plant Bowen Client: Southern Company Data: Bowen 1, 2, 9, & 10

Sanitas™ v.10.1.08 Software licensed to Groundwater Stats Consulting. UG

Mann-Whitney (Wilcoxon Rank Sum)

GWC-13RZ

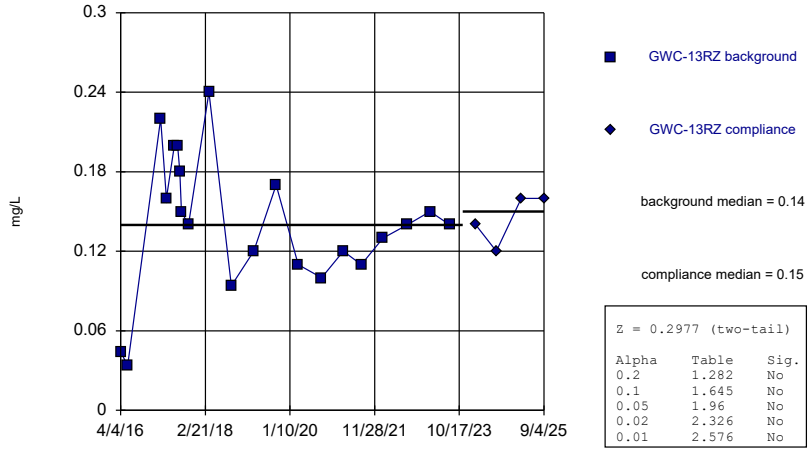

Z = 0.2977 (two-tail)

Alpha	Table	Sig.
0.2	1.282	No
0.1	1.645	No
0.05	1.96	No
0.02	2.326	No
0.01	2.576	No

Constituent: Fluoride Analysis Run 8/10/2026 4:25 PM View: Appendix III Mann-Whitney
Plant Bowen Client: Southern Company Data: Bowen 1, 2, 9, & 10

Sanitas™ v.10.1.08 Software licensed to Groundwater Stats Consulting. UG
Hollow symbols indicate censored values.

Mann-Whitney (Wilcoxon Rank Sum)

GWC-14Z

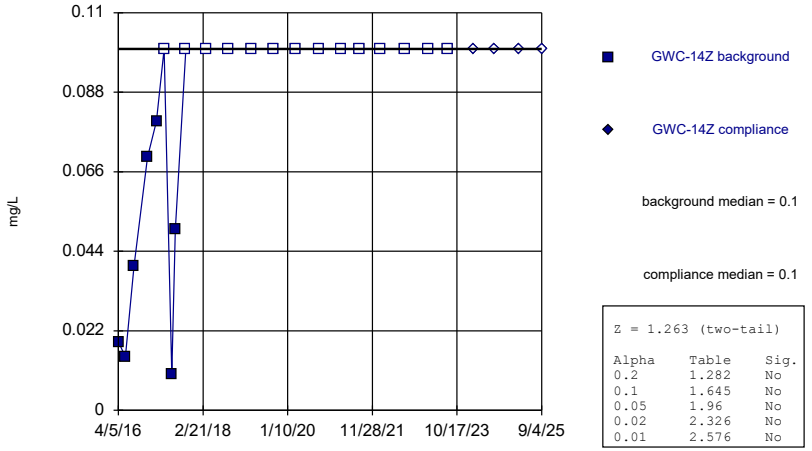

Z = 1.263 (two-tail)

Alpha	Table	Sig.
0.2	1.282	No
0.1	1.645	No
0.05	1.96	No
0.02	2.326	No
0.01	2.576	No

Constituent: Fluoride Analysis Run 8/10/2026 4:25 PM View: Appendix III Mann-Whitney
Plant Bowen Client: Southern Company Data: Bowen 1, 2, 9, & 10

Sanitas™ v.10.1.08 Software licensed to Groundwater Stats Consulting. UG
Hollow symbols indicate censored values.

Mann-Whitney (Wilcoxon Rank Sum)

GWC-15R

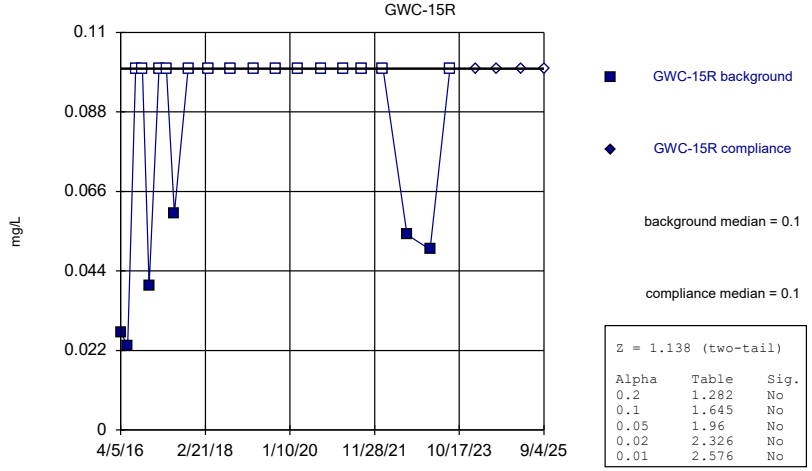

Z = 1.138 (two-tail)

Alpha	Table	Sig.
0.2	1.282	No
0.1	1.645	No
0.05	1.96	No
0.02	2.326	No
0.01	2.576	No

Constituent: Fluoride Analysis Run 8/10/2026 4:25 PM View: Appendix III Mann-Whitney
Plant Bowen Client: Southern Company Data: Bowen 1, 2, 9, & 10

Sanitas™ v.10.1.08 Software licensed to Groundwater Stats Consulting. UG
Hollow symbols indicate censored values.

Mann-Whitney (Wilcoxon Rank Sum)

GWC-15Z

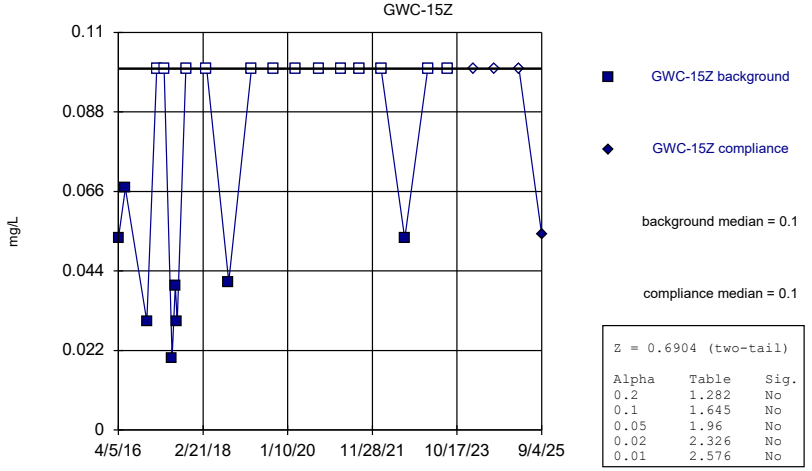

Z = 0.6904 (two-tail)

Alpha	Table	Sig.
0.2	1.282	No
0.1	1.645	No
0.05	1.96	No
0.02	2.326	No
0.01	2.576	No

Constituent: Fluoride Analysis Run 8/10/2026 4:25 PM View: Appendix III Mann-Whitney
Plant Bowen Client: Southern Company Data: Bowen 1, 2, 9, & 10

Sanitas™ v.10.1.08 Software licensed to Groundwater Stats Consulting. UG
Hollow symbols indicate censored values.

Mann-Whitney (Wilcoxon Rank Sum)

GWC-44

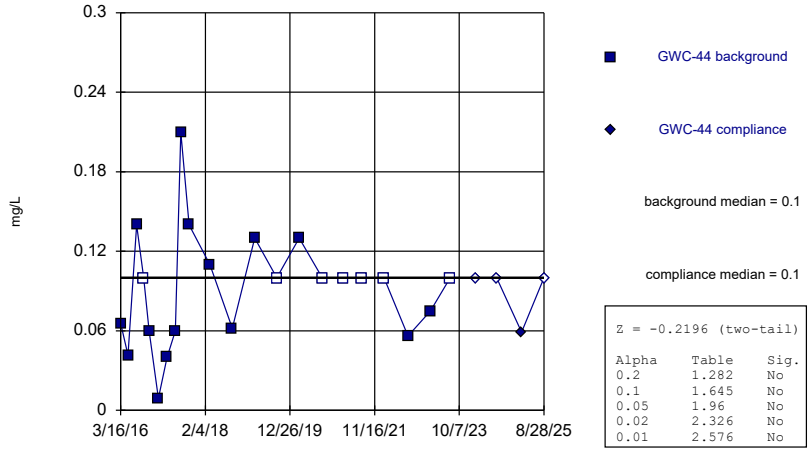

Z = -0.2196 (two-tail)

Alpha	Table	Sig.
0.2	1.282	No
0.1	1.645	No
0.05	1.96	No
0.02	2.326	No
0.01	2.576	No

Constituent: Fluoride Analysis Run 8/10/2026 4:25 PM View: Appendix III Mann-Whitney
Plant Bowen Client: Southern Company Data: Bowen 1, 2, 9, & 10

Sanitas™ v.10.1.08 Software licensed to Groundwater Stats Consulting. UG
Hollow symbols indicate censored values.

Mann-Whitney (Wilcoxon Rank Sum)

GWC-45

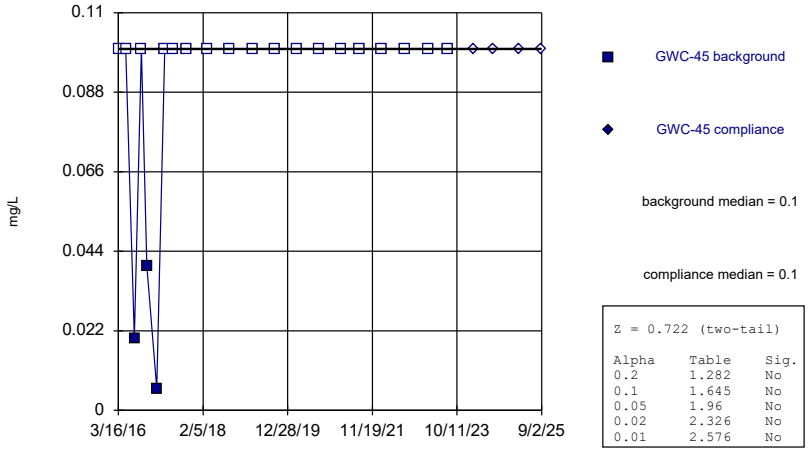

Z = 0.722 (two-tail)

Alpha	Table	Sig.
0.2	1.282	No
0.1	1.645	No
0.05	1.96	No
0.02	2.326	No
0.01	2.576	No

Constituent: Fluoride Analysis Run 8/10/2026 4:26 PM View: Appendix III Mann-Whitney
Plant Bowen Client: Southern Company Data: Bowen 1, 2, 9, & 10

Sanitas™ v.10.1.08 Software licensed to Groundwater Stats Consulting. UG
Hollow symbols indicate censored values.

Mann-Whitney (Wilcoxon Rank Sum)

GWC-45R

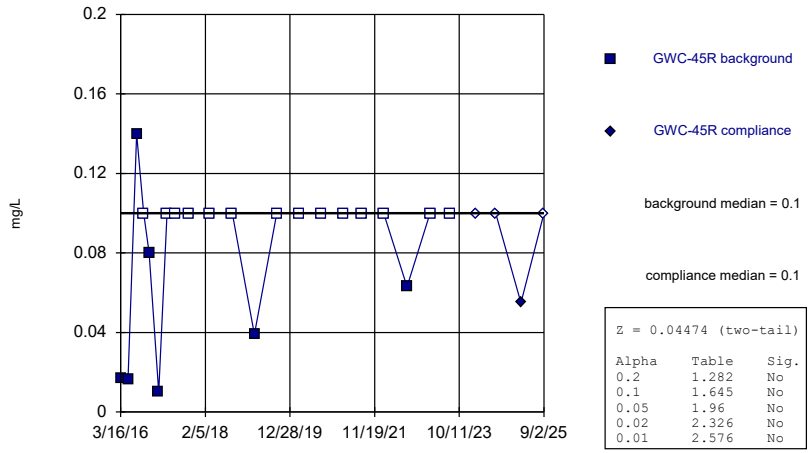

Z = 0.04474 (two-tail)

Alpha	Table	Sig.
0.2	1.282	No
0.1	1.645	No
0.05	1.96	No
0.02	2.326	No
0.01	2.576	No

Constituent: Fluoride Analysis Run 8/10/2026 4:26 PM View: Appendix III Mann-Whitney
Plant Bowen Client: Southern Company Data: Bowen 1, 2, 9, & 10

Sanitas™ v.10.1.08 Software licensed to Groundwater Stats Consulting. UG
Hollow symbols indicate censored values.

Mann-Whitney (Wilcoxon Rank Sum)

GWC-46R

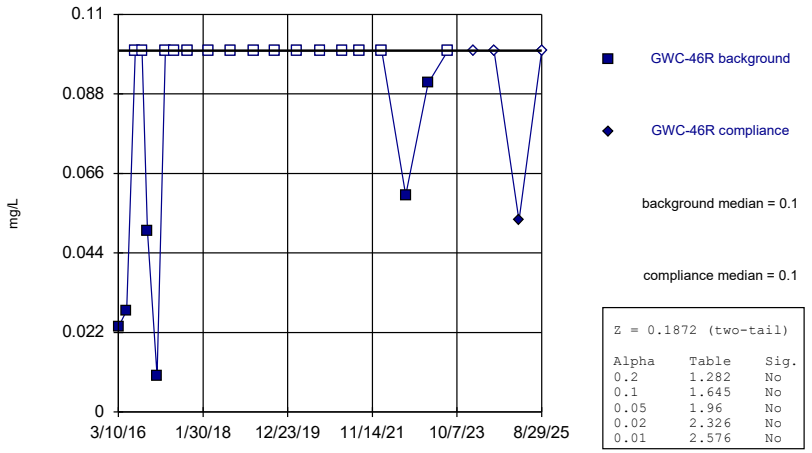

Z = 0.1872 (two-tail)

Alpha	Table	Sig.
0.2	1.282	No
0.1	1.645	No
0.05	1.96	No
0.02	2.326	No
0.01	2.576	No

Constituent: Fluoride Analysis Run 8/10/2026 4:26 PM View: Appendix III Mann-Whitney
Plant Bowen Client: Southern Company Data: Bowen 1, 2, 9, & 10

Sanitas™ v.10.1.08 Software licensed to Groundwater Stats Consulting. UG
Hollow symbols indicate censored values.

Mann-Whitney (Wilcoxon Rank Sum)

GWC-47

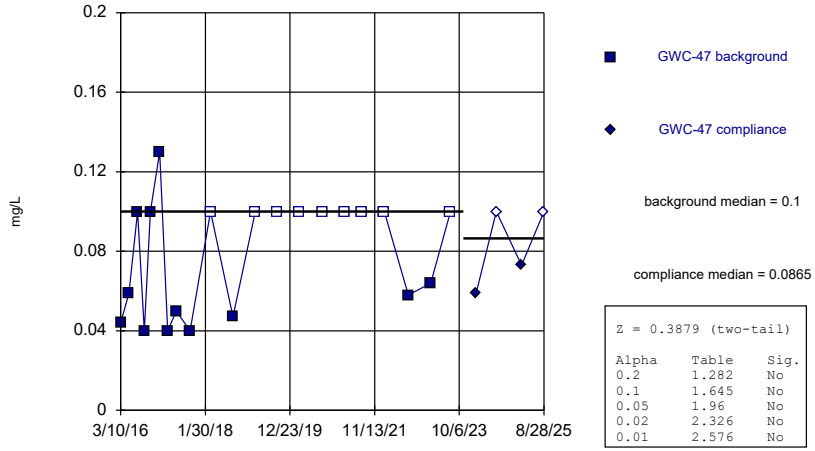

Z = 0.3879 (two-tail)

Alpha	Table	Sig.
0.2	1.282	No
0.1	1.645	No
0.05	1.96	No
0.02	2.326	No
0.01	2.576	No

Constituent: Fluoride Analysis Run 8/10/2026 4:26 PM View: Appendix III Mann-Whitney
Plant Bowen Client: Southern Company Data: Bowen 1, 2, 9, & 10

Sanitas™ v.10.1.08 Software licensed to Groundwater Stats Consulting. UG
Hollow symbols indicate censored values.

Mann-Whitney (Wilcoxon Rank Sum)

GWC-47R

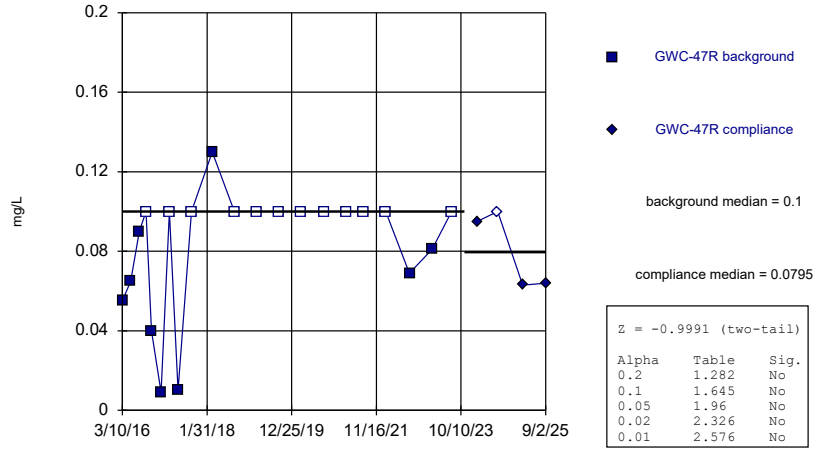

Z = -0.9991 (two-tail)

Alpha	Table	Sig.
0.2	1.282	No
0.1	1.645	No
0.05	1.96	No
0.02	2.326	No
0.01	2.576	No

Constituent: Fluoride Analysis Run 8/10/2026 4:26 PM View: Appendix III Mann-Whitney
Plant Bowen Client: Southern Company Data: Bowen 1, 2, 9, & 10

Sanitas™ v.10.1.08 Software licensed to Groundwater Stats Consulting. UG
Hollow symbols indicate censored values.

Mann-Whitney (Wilcoxon Rank Sum)

GWC-48

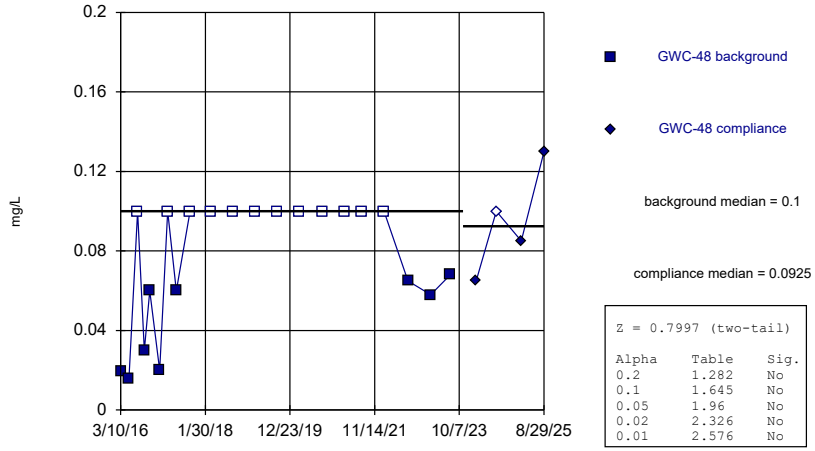

Z = 0.7997 (two-tail)

Alpha	Table	Sig.
0.2	1.282	No
0.1	1.645	No
0.05	1.96	No
0.02	2.326	No
0.01	2.576	No

Constituent: Fluoride Analysis Run 8/10/2026 4:26 PM View: Appendix III Mann-Whitney
Plant Bowen Client: Southern Company Data: Bowen 1, 2, 9, & 10

Sanitas™ v.10.1.08 Software licensed to Groundwater Stats Consulting. UG
Hollow symbols indicate censored values.

Mann-Whitney (Wilcoxon Rank Sum)

GWC-49R

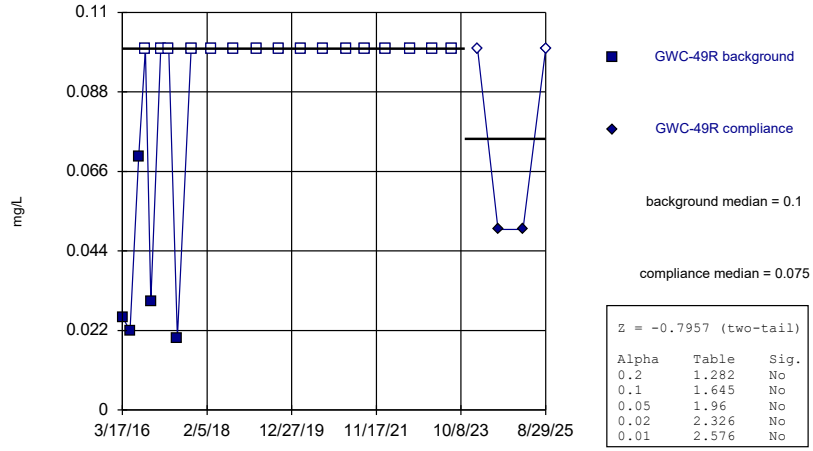

Z = -0.7957 (two-tail)

Alpha	Table	Sig.
0.2	1.282	No
0.1	1.645	No
0.05	1.96	No
0.02	2.326	No
0.01	2.576	No

Constituent: Fluoride Analysis Run 8/10/2026 4:26 PM View: Appendix III Mann-Whitney
Plant Bowen Client: Southern Company Data: Bowen 1, 2, 9, & 10

Sanitas™ v.10.1.08 Software licensed to Groundwater Stats Consulting. UG

Hollow symbols indicate censored values.

Mann-Whitney (Wilcoxon Rank Sum)

GWC-49Z

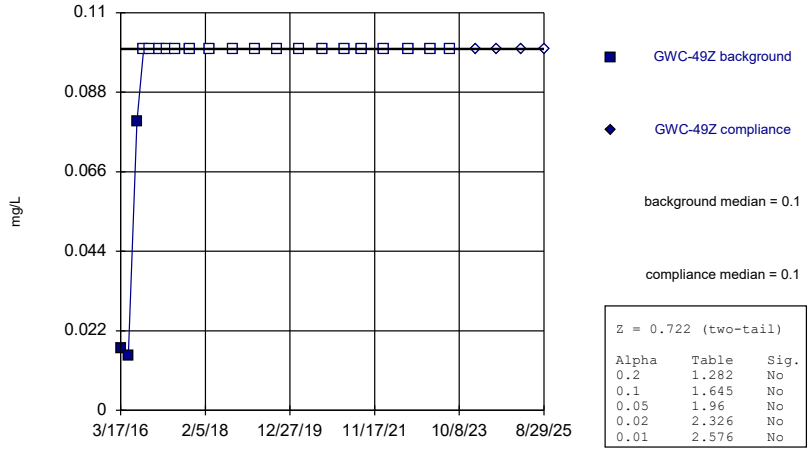

Z = 0.722 (two-tail)

Alpha	Table	Sig.
0.2	1.282	No
0.1	1.645	No
0.05	1.96	No
0.02	2.326	No
0.01	2.576	No

Constituent: Fluoride Analysis Run 8/10/2026 4:26 PM View: Appendix III Mann-Whitney
Plant Bowen Client: Southern Company Data: Bowen 1, 2, 9, & 10

Sanitas™ v.10.1.08 Software licensed to Groundwater Stats Consulting. UG

Mann-Whitney (Wilcoxon Rank Sum)

GWA-1 (bg)

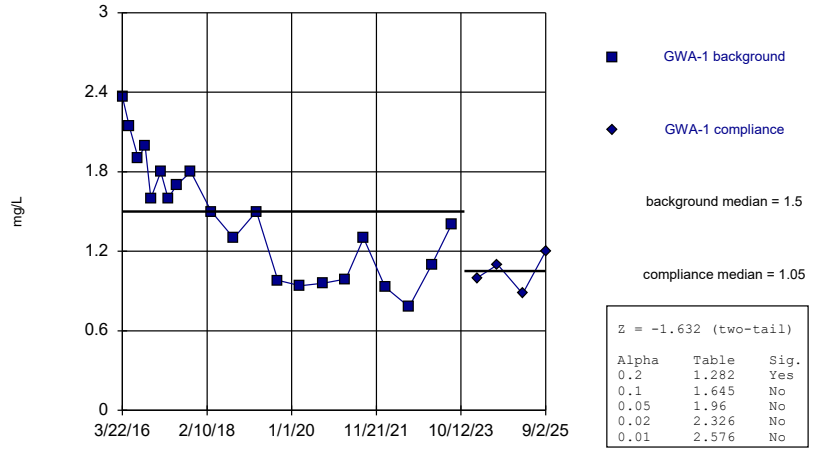

Z = -1.632 (two-tail)

Alpha	Table	Sig.
0.2	1.282	Yes
0.1	1.645	No
0.05	1.96	No
0.02	2.326	No
0.01	2.576	No

Constituent: Sulfate Analysis Run 8/10/2026 4:26 PM View: Appendix III Mann-Whitney
Plant Bowen Client: Southern Company Data: Bowen 1, 2, 9, & 10

Sanitas™ v.10.1.08 Software licensed to Groundwater Stats Consulting. UG

Mann-Whitney (Wilcoxon Rank Sum)

GWA-2 (bg)

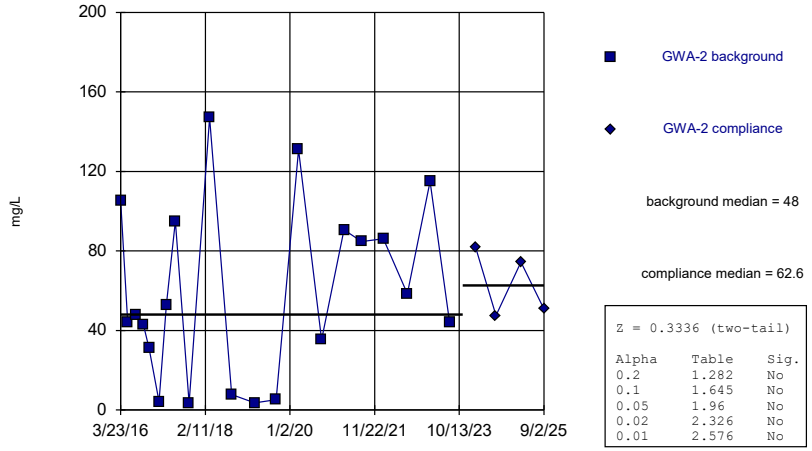

Z = 0.3336 (two-tail)

Alpha	Table	Sig.
0.2	1.282	No
0.1	1.645	No
0.05	1.96	No
0.02	2.326	No
0.01	2.576	No

Constituent: Sulfate Analysis Run 8/10/2026 4:26 PM View: Appendix III Mann-Whitney
Plant Bowen Client: Southern Company Data: Bowen 1, 2, 9, & 10

Sanitas™ v.10.1.08 Software licensed to Groundwater Stats Consulting. UG

Mann-Whitney (Wilcoxon Rank Sum)

GWA-2R (bg)

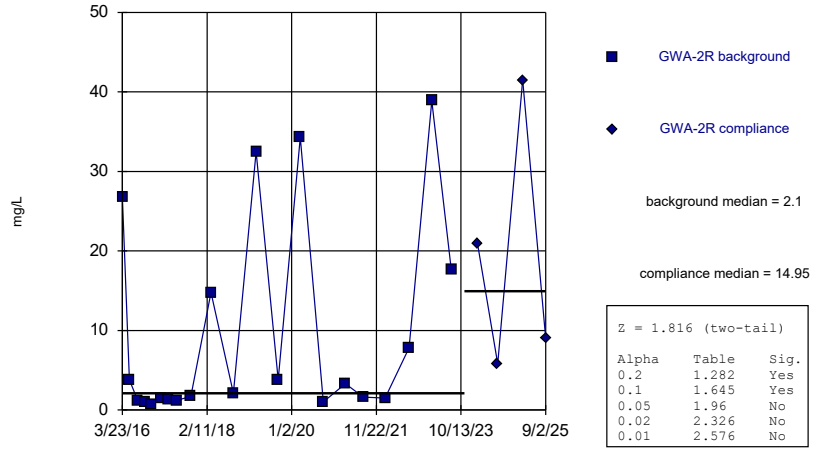

Z = 1.816 (two-tail)

Alpha	Table	Sig.
0.2	1.282	Yes
0.1	1.645	Yes
0.05	1.96	No
0.02	2.326	No
0.01	2.576	No

Constituent: Sulfate Analysis Run 8/10/2026 4:26 PM View: Appendix III Mann-Whitney
Plant Bowen Client: Southern Company Data: Bowen 1, 2, 9, & 10

Sanitas™ v.10.1.08 Software licensed to Groundwater Stats Consulting. UG

Mann-Whitney (Wilcoxon Rank Sum)

GWA-4RZ (bg)

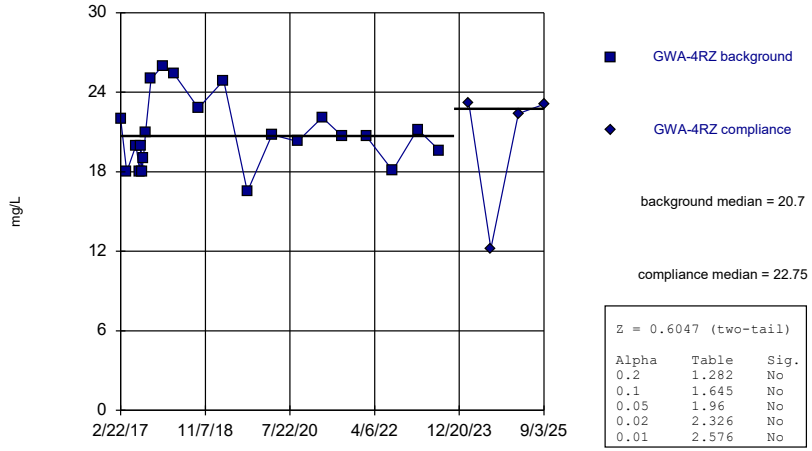

Z = 0.6047 (two-tail)

Alpha	Table	Sig.
0.2	1.282	No
0.1	1.645	No
0.05	1.96	No
0.02	2.326	No
0.01	2.576	No

Constituent: Sulfate Analysis Run 8/10/2026 4:26 PM View: Appendix III Mann-Whitney
Plant Bowen Client: Southern Company Data: Bowen 1, 2, 9, & 10

Sanitas™ v.10.1.08 Software licensed to Groundwater Stats Consulting. UG

Mann-Whitney (Wilcoxon Rank Sum)

GWA-39RZ (bg)

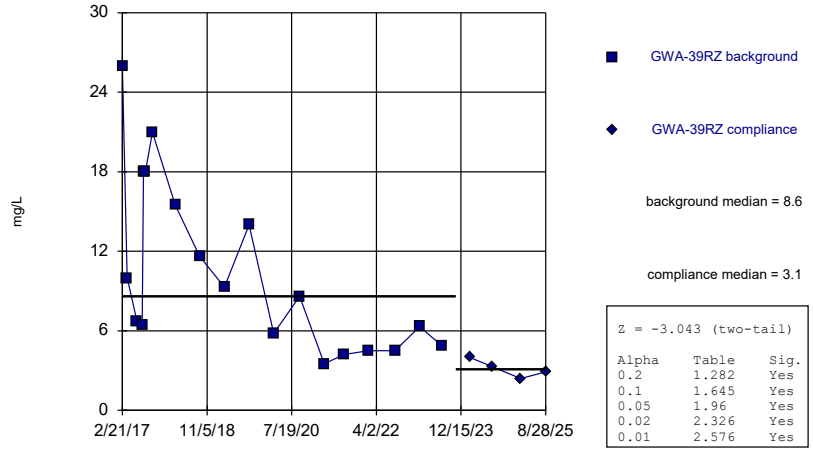

Z = -3.043 (two-tail)

Alpha	Table	Sig.
0.2	1.282	Yes
0.1	1.645	Yes
0.05	1.96	Yes
0.02	2.326	Yes
0.01	2.576	Yes

Constituent: Sulfate Analysis Run 8/10/2026 4:26 PM View: Appendix III Mann-Whitney
Plant Bowen Client: Southern Company Data: Bowen 1, 2, 9, & 10

Sanitas™ v.10.1.08 Software licensed to Groundwater Stats Consulting. UG

Mann-Whitney (Wilcoxon Rank Sum)

GWA-39Z (bg)

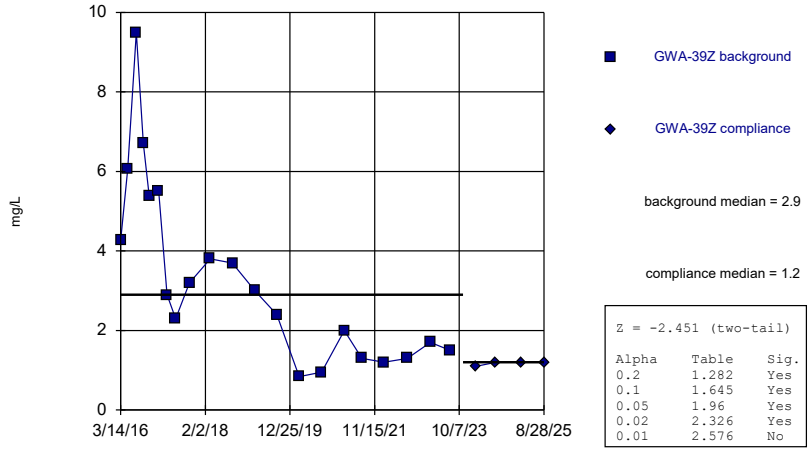

Z = -2.451 (two-tail)

Alpha	Table	Sig.
0.2	1.282	Yes
0.1	1.645	Yes
0.05	1.96	Yes
0.02	2.326	Yes
0.01	2.576	No

Constituent: Sulfate Analysis Run 8/10/2026 4:26 PM View: Appendix III Mann-Whitney
Plant Bowen Client: Southern Company Data: Bowen 1, 2, 9, & 10

Sanitas™ v.10.1.08 Software licensed to Groundwater Stats Consulting. UG

Mann-Whitney (Wilcoxon Rank Sum)

GWA-40 (bg)

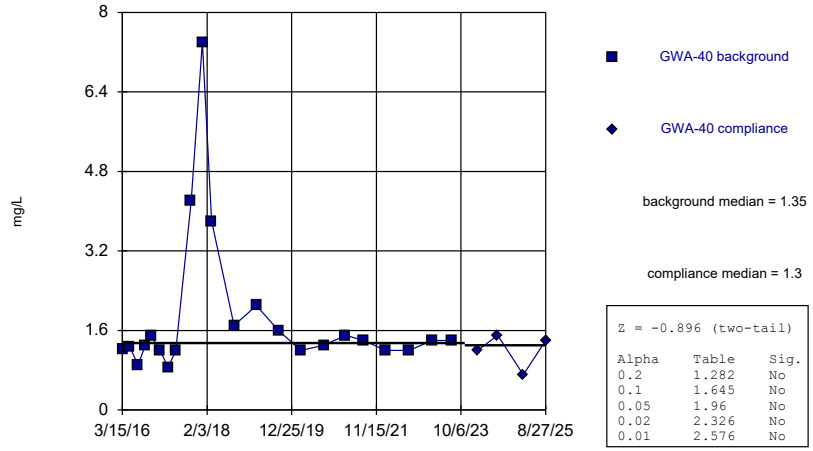

Z = -0.896 (two-tail)

Alpha	Table	Sig.
0.2	1.282	No
0.1	1.645	No
0.05	1.96	No
0.02	2.326	No
0.01	2.576	No

Constituent: Sulfate Analysis Run 8/10/2026 4:26 PM View: Appendix III Mann-Whitney
Plant Bowen Client: Southern Company Data: Bowen 1, 2, 9, & 10

Sanitas™ v.10.1.08 Software licensed to Groundwater Stats Consulting. UG

Mann-Whitney (Wilcoxon Rank Sum)

GWA-41 (bg)

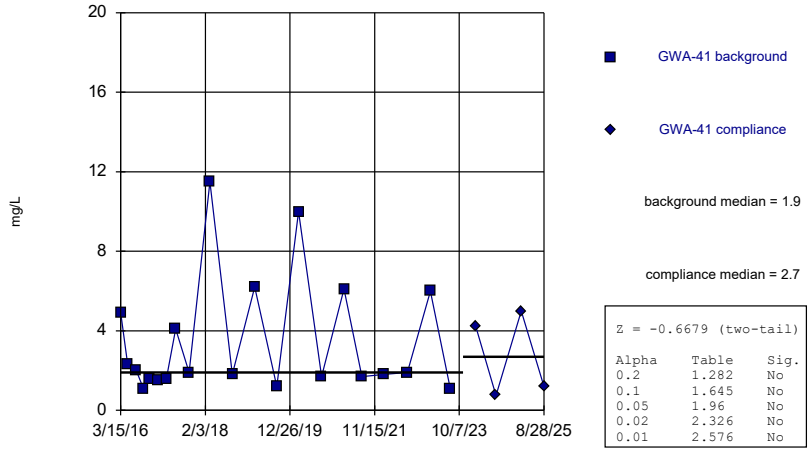

Z = -0.6679 (two-tail)

Alpha	Table	Sig.
0.2	1.282	No
0.1	1.645	No
0.05	1.96	No
0.02	2.326	No
0.01	2.576	No

Constituent: Sulfate Analysis Run 8/10/2026 4:26 PM View: Appendix III Mann-Whitney
Plant Bowen Client: Southern Company Data: Bowen 1, 2, 9, & 10

Sanitas™ v.10.1.08 Software licensed to Groundwater Stats Consulting. UG

Mann-Whitney (Wilcoxon Rank Sum)

GWA-41R (bg)

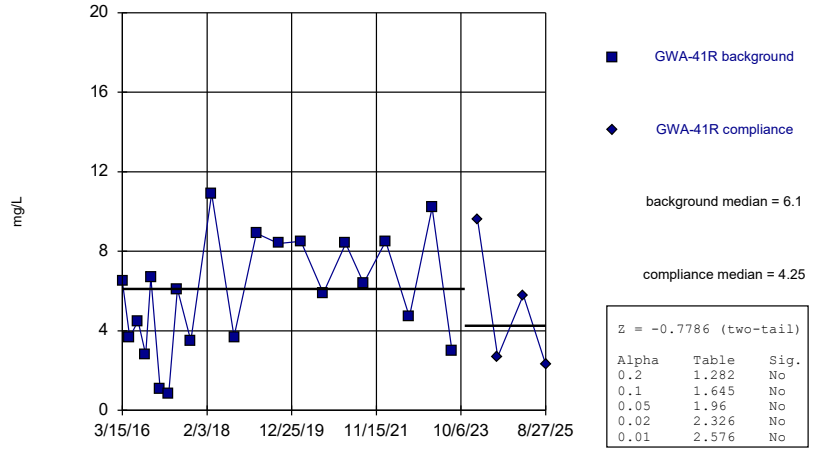

Z = -0.7786 (two-tail)

Alpha	Table	Sig.
0.2	1.282	No
0.1	1.645	No
0.05	1.96	No
0.02	2.326	No
0.01	2.576	No

Constituent: Sulfate Analysis Run 8/10/2026 4:26 PM View: Appendix III Mann-Whitney
Plant Bowen Client: Southern Company Data: Bowen 1, 2, 9, & 10

Sanitas™ v.10.1.08 Software licensed to Groundwater Stats Consulting. UG

Mann-Whitney (Wilcoxon Rank Sum)

GWA-42 (bg)

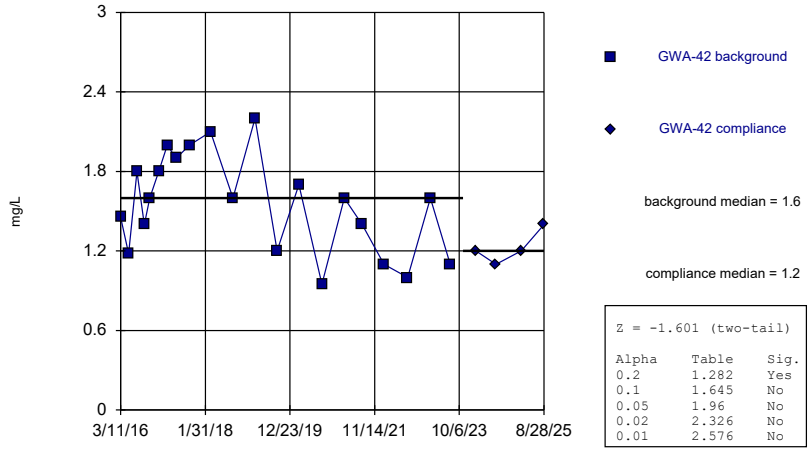

Z = -1.601 (two-tail)

Alpha	Table	Sig.
0.2	1.282	Yes
0.1	1.645	No
0.05	1.96	No
0.02	2.326	No
0.01	2.576	No

Constituent: Sulfate Analysis Run 8/10/2026 4:26 PM View: Appendix III Mann-Whitney
Plant Bowen Client: Southern Company Data: Bowen 1, 2, 9, & 10

Sanitas™ v.10.1.08 Software licensed to Groundwater Stats Consulting. UG
Hollow symbols indicate censored values.

Mann-Whitney (Wilcoxon Rank Sum)

GWA-43 (bg)

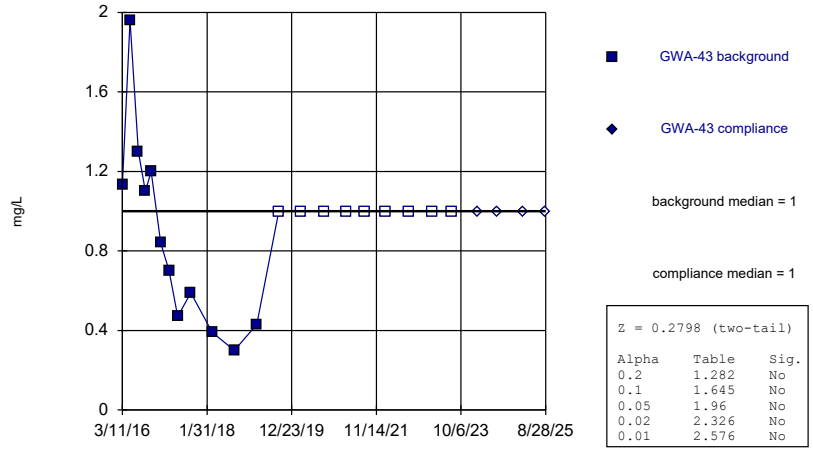

Z = 0.2798 (two-tail)

Alpha	Table	Sig.
0.2	1.282	No
0.1	1.645	No
0.05	1.96	No
0.02	2.326	No
0.01	2.576	No

Constituent: Sulfate Analysis Run 8/10/2026 4:26 PM View: Appendix III Mann-Whitney
Plant Bowen Client: Southern Company Data: Bowen 1, 2, 9, & 10

Sanitas™ v.10.1.08 Software licensed to Groundwater Stats Consulting. UG

Mann-Whitney (Wilcoxon Rank Sum)

GWA-43R (bg)

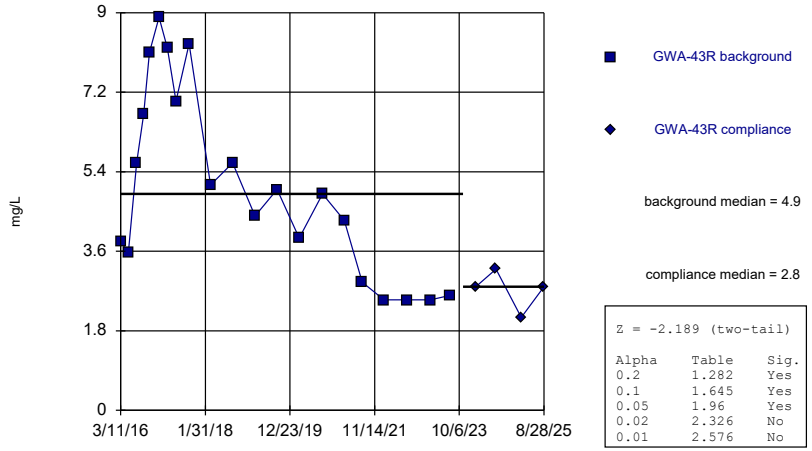

Z = -2.189 (two-tail)

Alpha	Table	Sig.
0.2	1.282	Yes
0.1	1.645	Yes
0.05	1.96	Yes
0.02	2.326	No
0.01	2.576	No

Constituent: Sulfate Analysis Run 8/10/2026 4:26 PM View: Appendix III Mann-Whitney
Plant Bowen Client: Southern Company Data: Bowen 1, 2, 9, & 10

Sanitas™ v.10.1.08 Software licensed to Groundwater Stats Consulting. UG
Hollow symbols indicate censored values.

Mann-Whitney (Wilcoxon Rank Sum)

GWA-50 (bg)

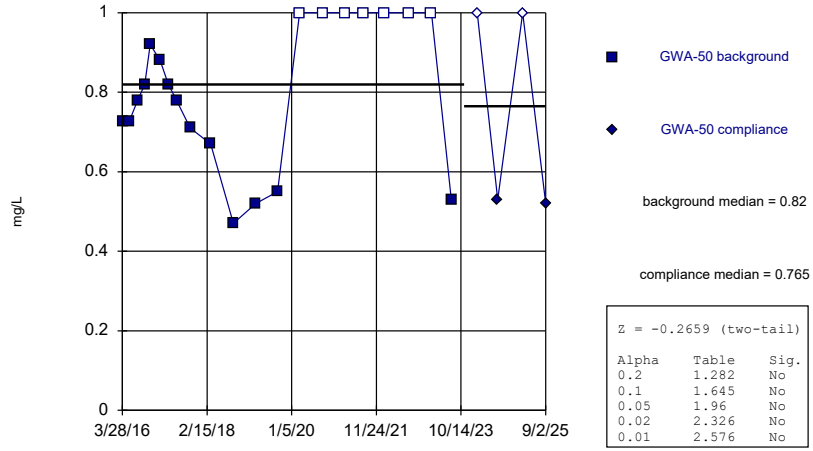

Z = -0.2659 (two-tail)

Alpha	Table	Sig.
0.2	1.282	No
0.1	1.645	No
0.05	1.96	No
0.02	2.326	No
0.01	2.576	No

Constituent: Sulfate Analysis Run 8/10/2026 4:26 PM View: Appendix III Mann-Whitney
Plant Bowen Client: Southern Company Data: Bowen 1, 2, 9, & 10

Sanitas™ v.10.1.08 Software licensed to Groundwater Stats Consulting. UG
Hollow symbols indicate censored values.

Mann-Whitney (Wilcoxon Rank Sum)

GWA-50R (bg)

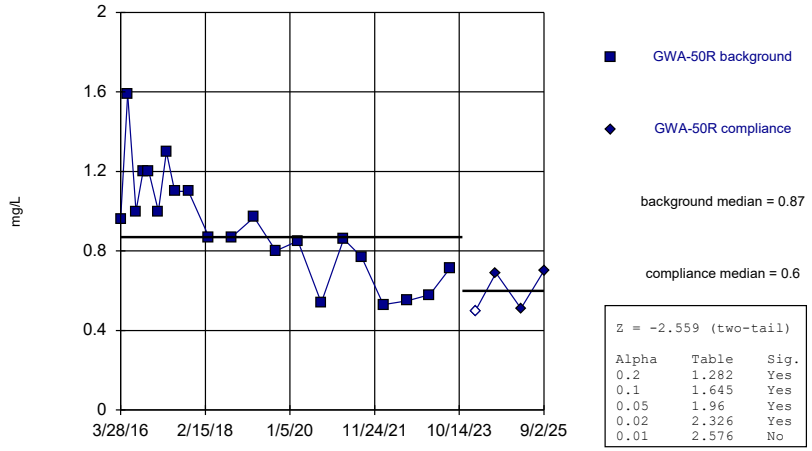

Z = -2.559 (two-tail)

Alpha	Table	Sig.
0.2	1.282	Yes
0.1	1.645	Yes
0.05	1.96	Yes
0.02	2.326	Yes
0.01	2.576	No

Constituent: Sulfate Analysis Run 8/10/2026 4:26 PM View: Appendix III Mann-Whitney
Plant Bowen Client: Southern Company Data: Bowen 1, 2, 9, & 10

Sanitas™ v.10.1.08 Software licensed to Groundwater Stats Consulting. UG

Mann-Whitney (Wilcoxon Rank Sum)

GWC-5

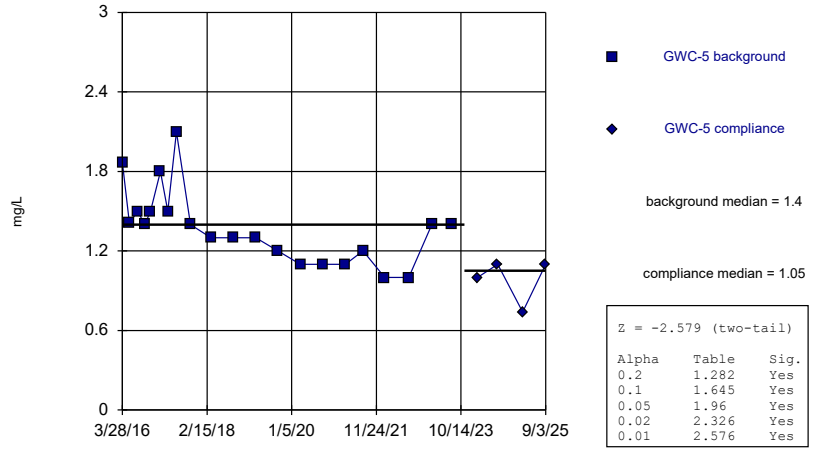

Z = -2.579 (two-tail)

Alpha	Table	Sig.
0.2	1.282	Yes
0.1	1.645	Yes
0.05	1.96	Yes
0.02	2.326	Yes
0.01	2.576	Yes

Constituent: Sulfate Analysis Run 8/10/2026 4:26 PM View: Appendix III Mann-Whitney
Plant Bowen Client: Southern Company Data: Bowen 1, 2, 9, & 10

Sanitas™ v.10.1.08 Software licensed to Groundwater Stats Consulting. UG

Mann-Whitney (Wilcoxon Rank Sum)

GWC-6

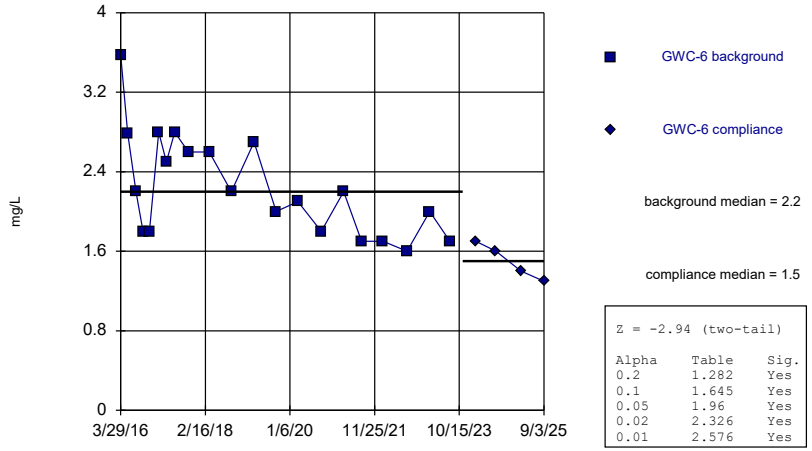

Z = -2.94 (two-tail)

Alpha	Table	Sig.
0.2	1.282	Yes
0.1	1.645	Yes
0.05	1.96	Yes
0.02	2.326	Yes
0.01	2.576	Yes

Constituent: Sulfate Analysis Run 8/10/2026 4:26 PM View: Appendix III Mann-Whitney
Plant Bowen Client: Southern Company Data: Bowen 1, 2, 9, & 10

Sanitas™ v.10.1.08 Software licensed to Groundwater Stats Consulting. UG

Mann-Whitney (Wilcoxon Rank Sum)

GWC-6RZ

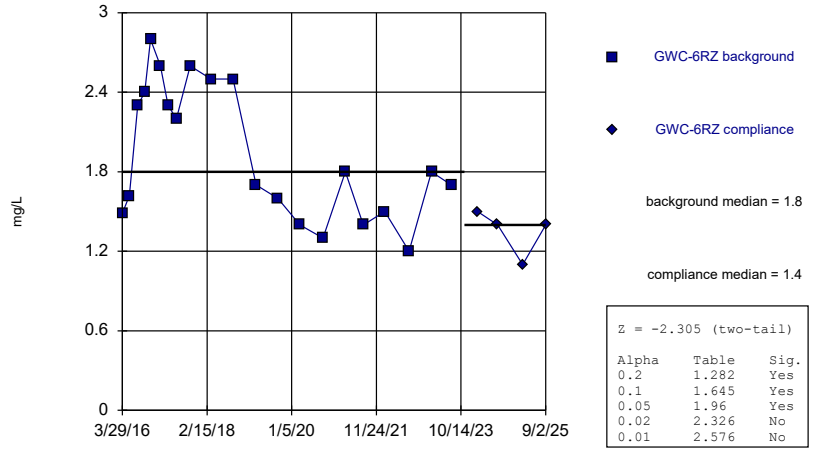

Z = -2.305 (two-tail)

Alpha	Table	Sig.
0.2	1.282	Yes
0.1	1.645	Yes
0.05	1.96	Yes
0.02	2.326	No
0.01	2.576	No

Constituent: Sulfate Analysis Run 8/10/2026 4:26 PM View: Appendix III Mann-Whitney
Plant Bowen Client: Southern Company Data: Bowen 1, 2, 9, & 10

Sanitas™ v.10.1.08 Software licensed to Groundwater Stats Consulting. UG

Mann-Whitney (Wilcoxon Rank Sum)

GWC-7Z

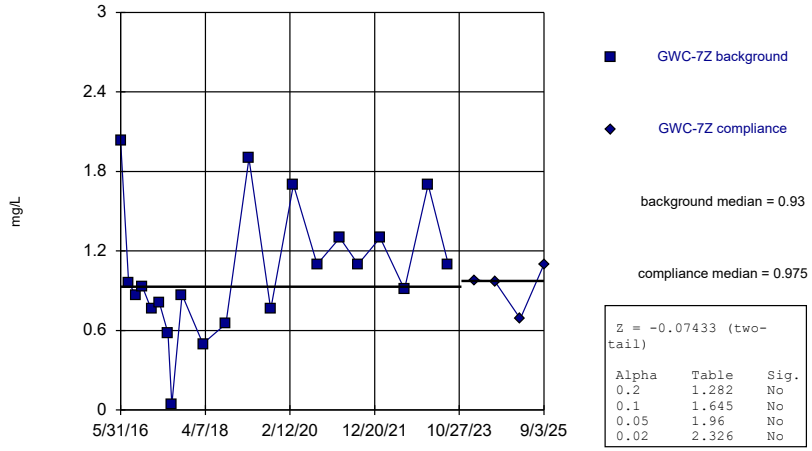

Z = -0.07433 (two-tail)

Alpha	Table	Sig.
0.2	1.282	No
0.1	1.645	No
0.05	1.96	No
0.02	2.326	No

Constituent: Sulfate Analysis Run 8/10/2026 4:26 PM View: Appendix III Mann-Whitney
Plant Bowen Client: Southern Company Data: Bowen 1, 2, 9, & 10

Sanitas™ v.10.1.08 Software licensed to Groundwater Stats Consulting. UG

Mann-Whitney (Wilcoxon Rank Sum)

GWC-8RR

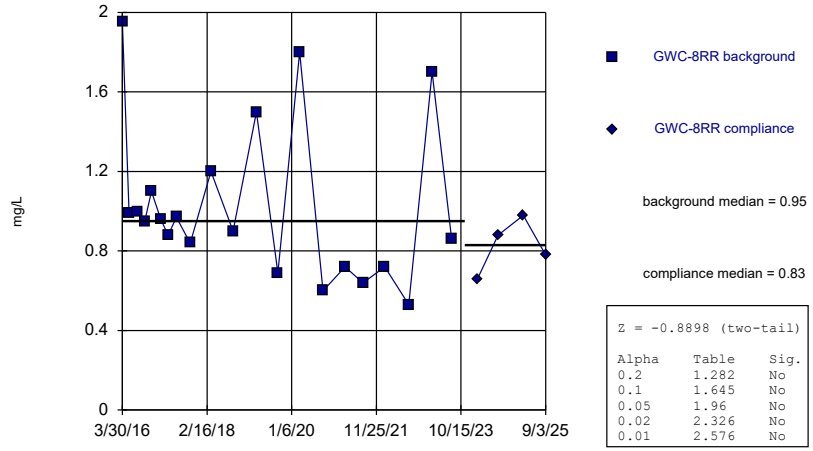

Z = -0.8898 (two-tail)

Alpha	Table	Sig.
0.2	1.282	No
0.1	1.645	No
0.05	1.96	No
0.02	2.326	No
0.01	2.576	No

Constituent: Sulfate Analysis Run 8/10/2026 4:26 PM View: Appendix III Mann-Whitney
Plant Bowen Client: Southern Company Data: Bowen 1, 2, 9, & 10

Sanitas™ v.10.1.08 Software licensed to Groundwater Stats Consulting. UG

Mann-Whitney (Wilcoxon Rank Sum)

GWC-8Z

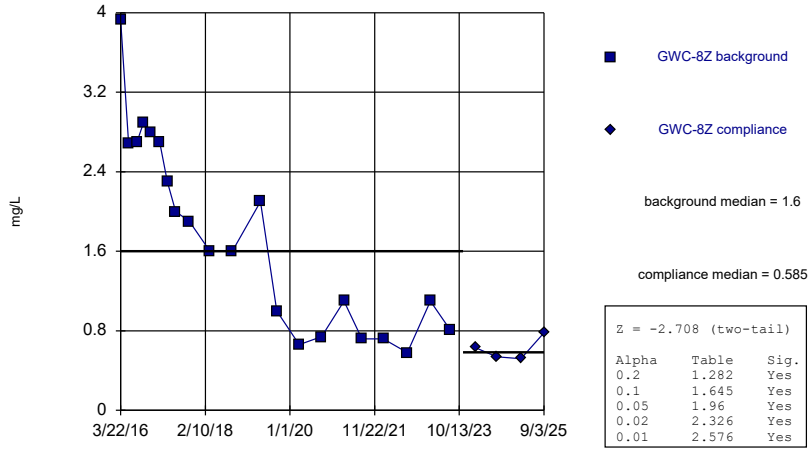

Z = -2.708 (two-tail)

Alpha	Table	Sig.
0.2	1.282	Yes
0.1	1.645	Yes
0.05	1.96	Yes
0.02	2.326	Yes
0.01	2.576	Yes

Constituent: Sulfate Analysis Run 8/10/2026 4:26 PM View: Appendix III Mann-Whitney
Plant Bowen Client: Southern Company Data: Bowen 1, 2, 9, & 10

Sanitas™ v.10.1.08 Software licensed to Groundwater Stats Consulting. UG

Mann-Whitney (Wilcoxon Rank Sum)

GWC-9

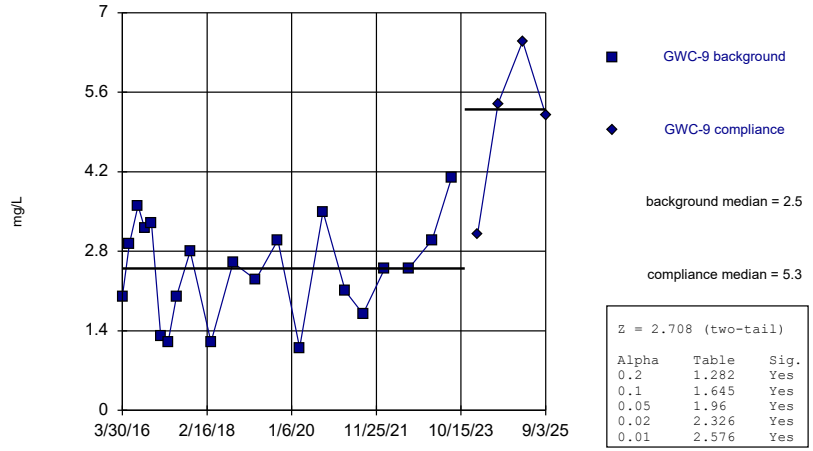

Z = 2.708 (two-tail)

Alpha	Table	Sig.
0.2	1.282	Yes
0.1	1.645	Yes
0.05	1.96	Yes
0.02	2.326	Yes
0.01	2.576	Yes

Constituent: Sulfate Analysis Run 8/10/2026 4:26 PM View: Appendix III Mann-Whitney
Plant Bowen Client: Southern Company Data: Bowen 1, 2, 9, & 10

Sanitas™ v.10.1.08 Software licensed to Groundwater Stats Consulting. UG

Mann-Whitney (Wilcoxon Rank Sum)

GWC-10

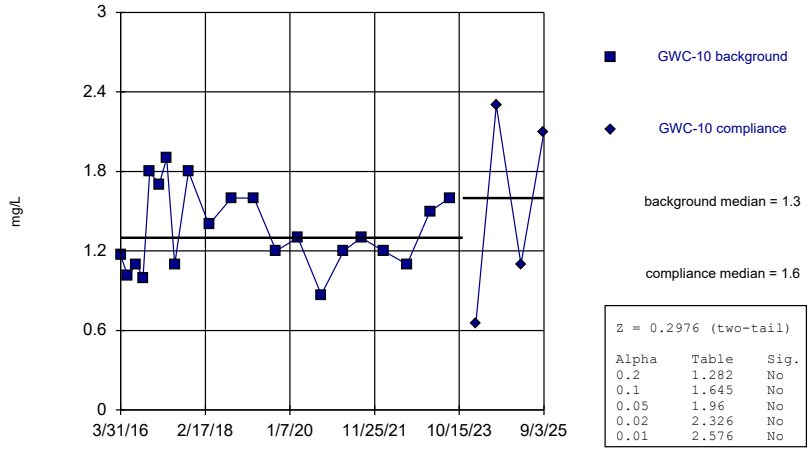

Z = 0.2976 (two-tail)

Alpha	Table	Sig.
0.2	1.282	No
0.1	1.645	No
0.05	1.96	No
0.02	2.326	No
0.01	2.576	No

Constituent: Sulfate Analysis Run 8/10/2026 4:26 PM View: Appendix III Mann-Whitney
Plant Bowen Client: Southern Company Data: Bowen 1, 2, 9, & 10

Sanitas™ v.10.1.08 Software licensed to Groundwater Stats Consulting. UG

Mann-Whitney (Wilcoxon Rank Sum)

GWC-10R

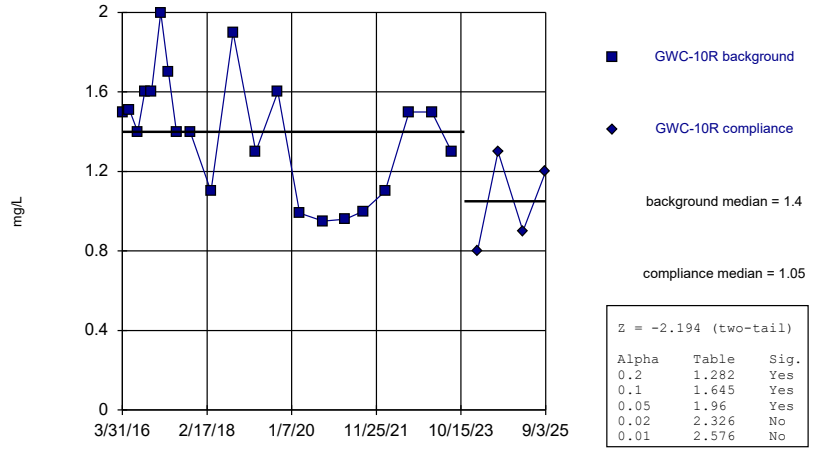

Z = -2.194 (two-tail)

Alpha	Table	Sig.
0.2	1.282	Yes
0.1	1.645	Yes
0.05	1.96	Yes
0.02	2.326	No
0.01	2.576	No

Constituent: Sulfate Analysis Run 8/10/2026 4:26 PM View: Appendix III Mann-Whitney
Plant Bowen Client: Southern Company Data: Bowen 1, 2, 9, & 10

Sanitas™ v.10.1.08 Software licensed to Groundwater Stats Consulting. UG

Mann-Whitney (Wilcoxon Rank Sum)

GWC-11

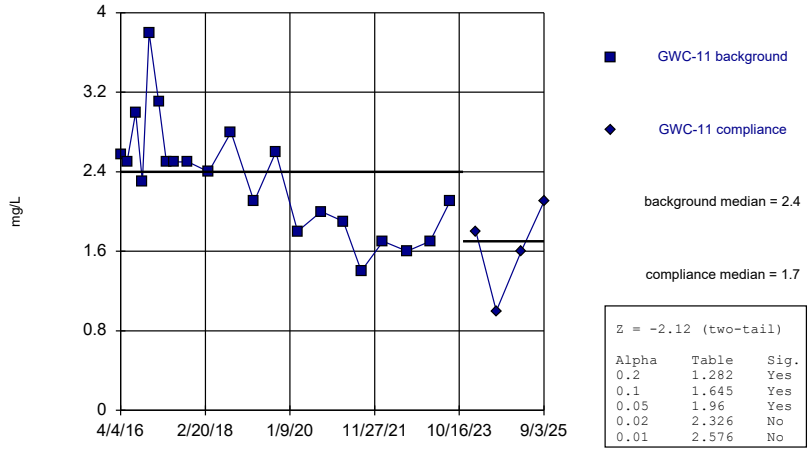

Z = -2.12 (two-tail)

Alpha	Table	Sig.
0.2	1.282	Yes
0.1	1.645	Yes
0.05	1.96	Yes
0.02	2.326	No
0.01	2.576	No

Constituent: Sulfate Analysis Run 8/10/2026 4:26 PM View: Appendix III Mann-Whitney
Plant Bowen Client: Southern Company Data: Bowen 1, 2, 9, & 10

Sanitas™ v.10.1.08 Software licensed to Groundwater Stats Consulting. UG

Mann-Whitney (Wilcoxon Rank Sum)

GWC-11R

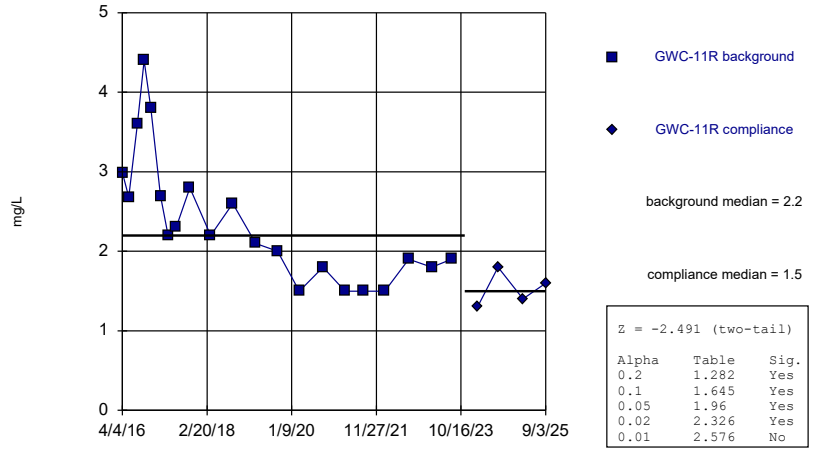

Z = -2.491 (two-tail)

Alpha	Table	Sig.
0.2	1.282	Yes
0.1	1.645	Yes
0.05	1.96	Yes
0.02	2.326	Yes
0.01	2.576	No

Constituent: Sulfate Analysis Run 8/10/2026 4:26 PM View: Appendix III Mann-Whitney
Plant Bowen Client: Southern Company Data: Bowen 1, 2, 9, & 10

Sanitas™ v.10.1.08 Software licensed to Groundwater Stats Consulting. UG
Hollow symbols indicate censored values.

Mann-Whitney (Wilcoxon Rank Sum)

GWC-12

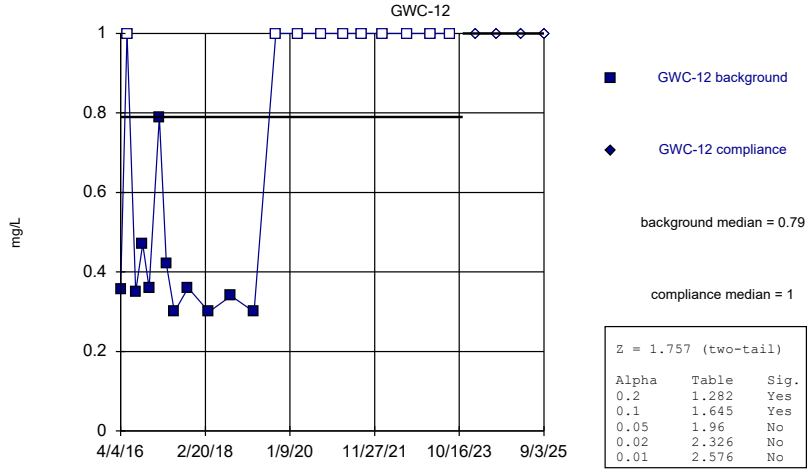

Z = 1.757 (two-tail)

Alpha	Table	Sig.
0.2	1.282	Yes
0.1	1.645	Yes
0.05	1.96	No
0.02	2.326	No
0.01	2.576	No

Constituent: Sulfate Analysis Run 8/10/2026 4:26 PM View: Appendix III Mann-Whitney
Plant Bowen Client: Southern Company Data: Bowen 1, 2, 9, & 10

Sanitas™ v.10.1.08 Software licensed to Groundwater Stats Consulting. UG

Mann-Whitney (Wilcoxon Rank Sum)

GWC-13

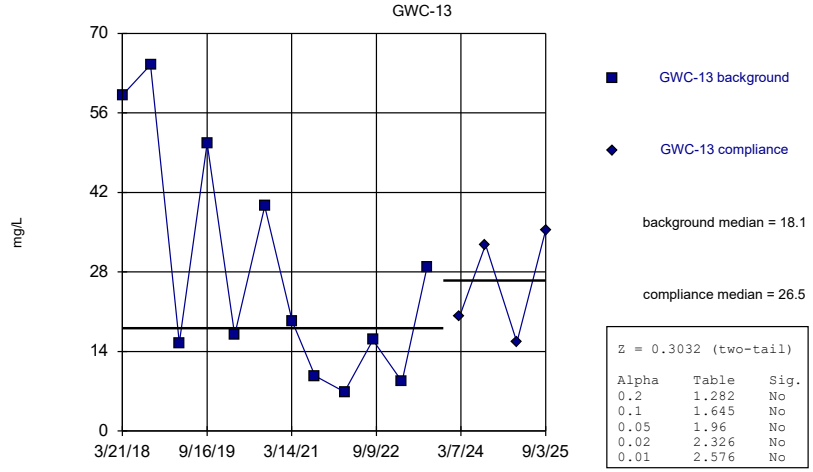

Z = 0.3032 (two-tail)

Alpha	Table	Sig.
0.2	1.282	No
0.1	1.645	No
0.05	1.96	No
0.02	2.326	No
0.01	2.576	No

Constituent: Sulfate Analysis Run 8/10/2026 4:26 PM View: Appendix III Mann-Whitney
Plant Bowen Client: Southern Company Data: Bowen 1, 2, 9, & 10

Sanitas™ v.10.1.08 Software licensed to Groundwater Stats Consulting. UG

Mann-Whitney (Wilcoxon Rank Sum)

GWC-13RZ

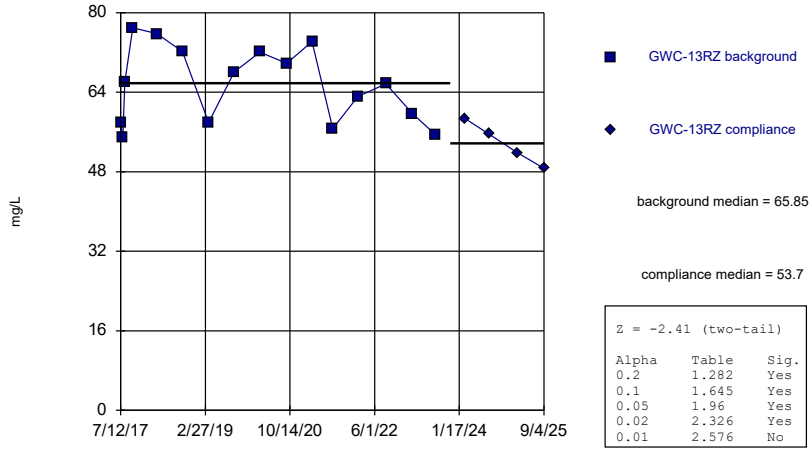

Z = -2.41 (two-tail)

Alpha	Table	Sig.
0.2	1.282	Yes
0.1	1.645	Yes
0.05	1.96	Yes
0.02	2.326	Yes
0.01	2.576	No

Constituent: Sulfate Analysis Run 8/10/2026 4:26 PM View: Appendix III Mann-Whitney
Plant Bowen Client: Southern Company Data: Bowen 1, 2, 9, & 10

Sanitas™ v.10.1.08 Software licensed to Groundwater Stats Consulting. UG

Mann-Whitney (Wilcoxon Rank Sum)

GWC-14Z

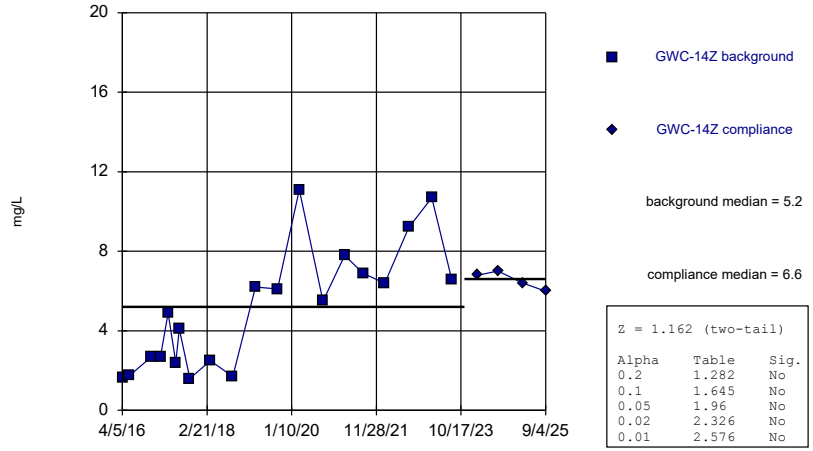

Z = 1.162 (two-tail)

Alpha	Table	Sig.
0.2	1.282	No
0.1	1.645	No
0.05	1.96	No
0.02	2.326	No
0.01	2.576	No

Constituent: Sulfate Analysis Run 8/10/2026 4:26 PM View: Appendix III Mann-Whitney
Plant Bowen Client: Southern Company Data: Bowen 1, 2, 9, & 10

Sanitas™ v.10.1.08 Software licensed to Groundwater Stats Consulting. UG

Mann-Whitney (Wilcoxon Rank Sum)

GWC-15R

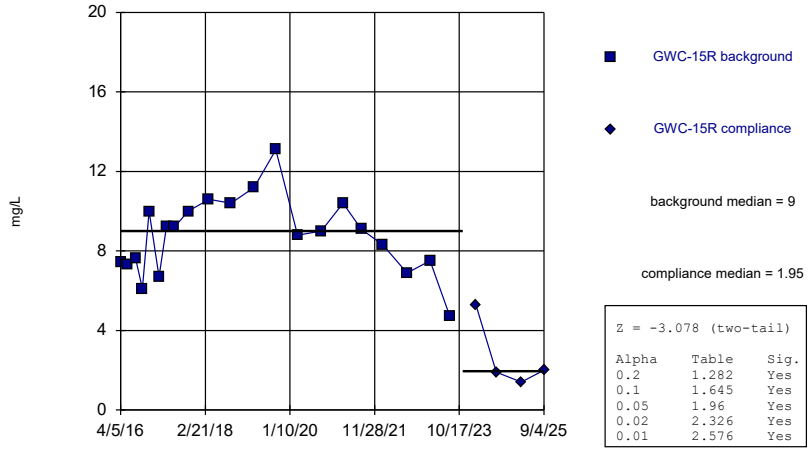

Z = -3.078 (two-tail)

Alpha	Table	Sig.
0.2	1.282	Yes
0.1	1.645	Yes
0.05	1.96	Yes
0.02	2.326	Yes
0.01	2.576	Yes

Constituent: Sulfate Analysis Run 8/10/2026 4:26 PM View: Appendix III Mann-Whitney
Plant Bowen Client: Southern Company Data: Bowen 1, 2, 9, & 10

Sanitas™ v.10.1.08 Software licensed to Groundwater Stats Consulting. UG
Hollow symbols indicate censored values.

Mann-Whitney (Wilcoxon Rank Sum)

GWC-15Z

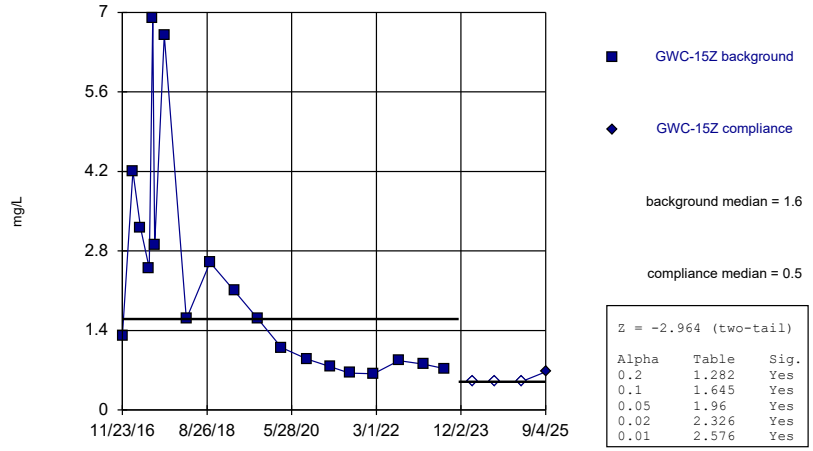

Z = -2.964 (two-tail)

Alpha	Table	Sig.
0.2	1.282	Yes
0.1	1.645	Yes
0.05	1.96	Yes
0.02	2.326	Yes
0.01	2.576	Yes

Constituent: Sulfate Analysis Run 8/10/2026 4:26 PM View: Appendix III Mann-Whitney
Plant Bowen Client: Southern Company Data: Bowen 1, 2, 9, & 10

Sanitas™ v.10.1.08 Software licensed to Groundwater Stats Consulting. UG

Mann-Whitney (Wilcoxon Rank Sum)

GWC-44

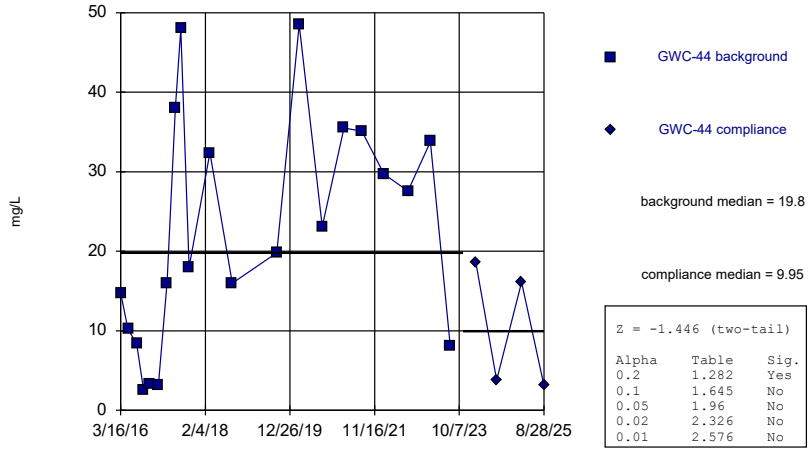

Z = -1.446 (two-tail)

Alpha	Table	Sig.
0.2	1.282	Yes
0.1	1.645	No
0.05	1.96	No
0.02	2.326	No
0.01	2.576	No

Constituent: Sulfate Analysis Run 8/10/2026 4:26 PM View: Appendix III Mann-Whitney
Plant Bowen Client: Southern Company Data: Bowen 1, 2, 9, & 10

Sanitas™ v.10.1.08 Software licensed to Groundwater Stats Consulting. UG
Hollow symbols indicate censored values.

Mann-Whitney (Wilcoxon Rank Sum)

GWC-45

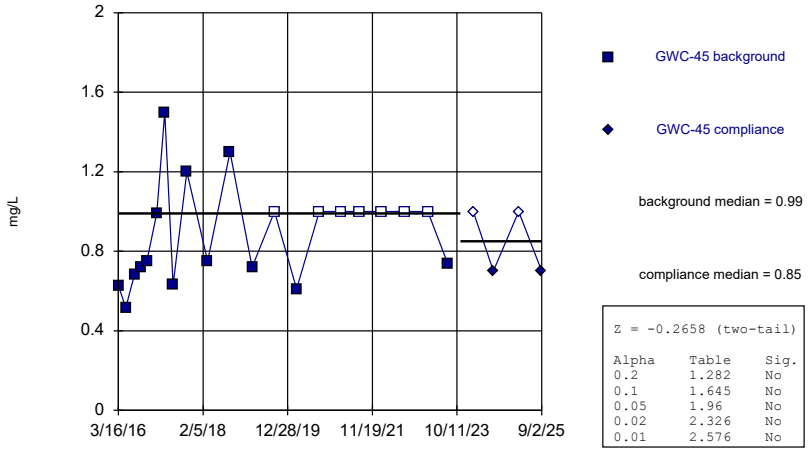

Z = -0.2658 (two-tail)

Alpha	Table	Sig.
0.2	1.282	No
0.1	1.645	No
0.05	1.96	No
0.02	2.326	No
0.01	2.576	No

Constituent: Sulfate Analysis Run 8/10/2026 4:26 PM View: Appendix III Mann-Whitney
Plant Bowen Client: Southern Company Data: Bowen 1, 2, 9, & 10

Sanitas™ v.10.1.08 Software licensed to Groundwater Stats Consulting. UG

Mann-Whitney (Wilcoxon Rank Sum)

GWC-45R

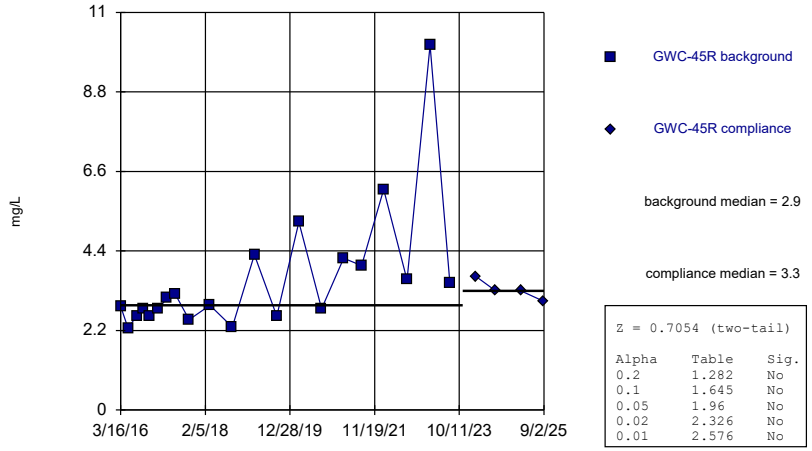

Z = 0.7054 (two-tail)

Alpha	Table	Sig.
0.2	1.282	No
0.1	1.645	No
0.05	1.96	No
0.02	2.326	No
0.01	2.576	No

Constituent: Sulfate Analysis Run 8/10/2026 4:26 PM View: Appendix III Mann-Whitney
Plant Bowen Client: Southern Company Data: Bowen 1, 2, 9, & 10

Sanitas™ v.10.1.08 Software licensed to Groundwater Stats Consulting. UG

Mann-Whitney (Wilcoxon Rank Sum)

GWC-46R

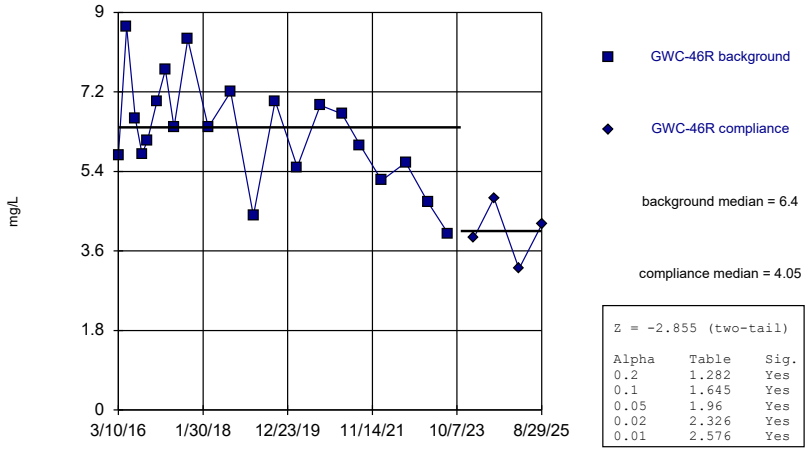

Z = -2.855 (two-tail)

Alpha	Table	Sig.
0.2	1.282	Yes
0.1	1.645	Yes
0.05	1.96	Yes
0.02	2.326	Yes
0.01	2.576	Yes

Constituent: Sulfate Analysis Run 8/10/2026 4:26 PM View: Appendix III Mann-Whitney
Plant Bowen Client: Southern Company Data: Bowen 1, 2, 9, & 10

Sanitas™ v.10.1.08 Software licensed to Groundwater Stats Consulting. UG

Mann-Whitney (Wilcoxon Rank Sum)

GWC-47

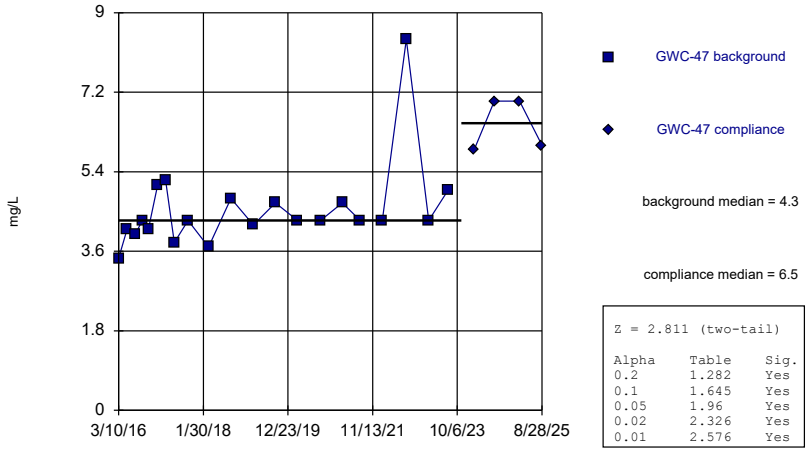

Z = 2.811 (two-tail)

Alpha	Table	Sig.
0.2	1.282	Yes
0.1	1.645	Yes
0.05	1.96	Yes
0.02	2.326	Yes
0.01	2.576	Yes

Constituent: Sulfate Analysis Run 8/10/2026 4:26 PM View: Appendix III Mann-Whitney
Plant Bowen Client: Southern Company Data: Bowen 1, 2, 9, & 10

Sanitas™ v.10.1.08 Software licensed to Groundwater Stats Consulting. UG

Mann-Whitney (Wilcoxon Rank Sum)

GWC-47R

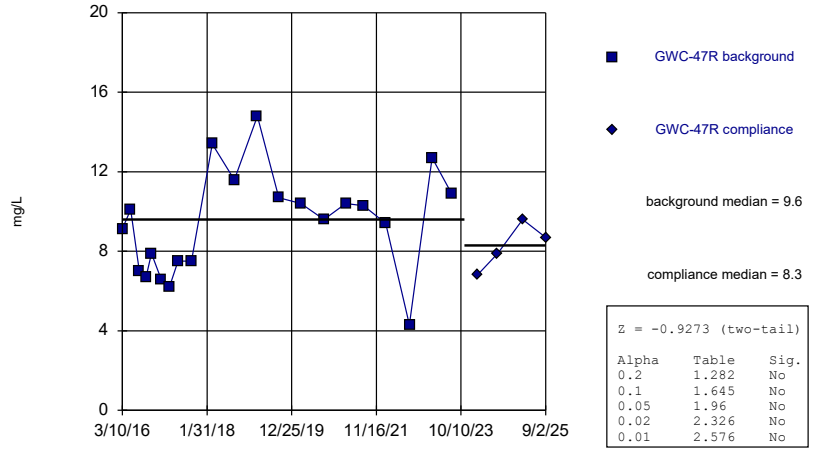

Z = -0.9273 (two-tail)

Alpha	Table	Sig.
0.2	1.282	No
0.1	1.645	No
0.05	1.96	No
0.02	2.326	No
0.01	2.576	No

Constituent: Sulfate Analysis Run 8/10/2026 4:26 PM View: Appendix III Mann-Whitney
Plant Bowen Client: Southern Company Data: Bowen 1, 2, 9, & 10

Sanitas™ v.10.1.08 Software licensed to Groundwater Stats Consulting. UG

Mann-Whitney (Wilcoxon Rank Sum)

GWC-48

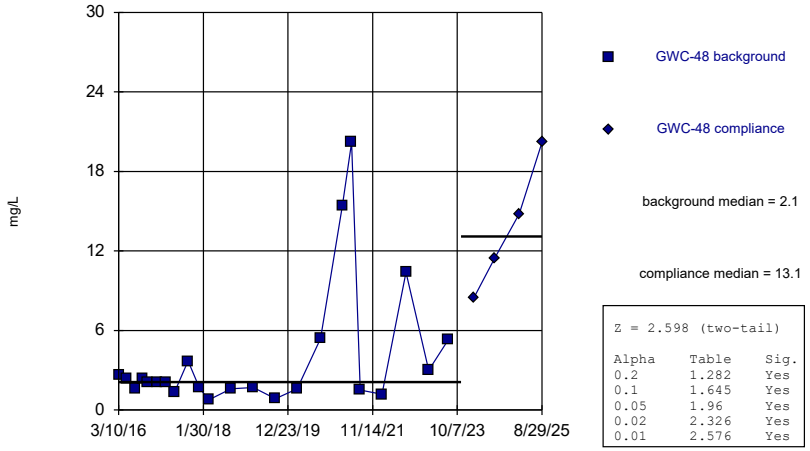

Z = 2.598 (two-tail)

Alpha	Table	Sig.
0.2	1.282	Yes
0.1	1.645	Yes
0.05	1.96	Yes
0.02	2.326	Yes
0.01	2.576	Yes

Constituent: Sulfate Analysis Run 8/10/2026 4:26 PM View: Appendix III Mann-Whitney
Plant Bowen Client: Southern Company Data: Bowen 1, 2, 9, & 10

Sanitas™ v.10.1.08 Software licensed to Groundwater Stats Consulting. UG

Mann-Whitney (Wilcoxon Rank Sum)

GWC-49R

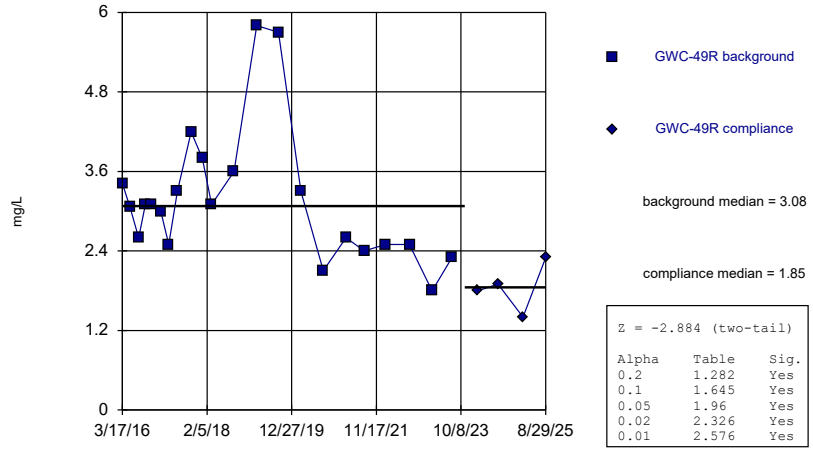

Z = -2.884 (two-tail)

Alpha	Table	Sig.
0.2	1.282	Yes
0.1	1.645	Yes
0.05	1.96	Yes
0.02	2.326	Yes
0.01	2.576	Yes

Constituent: Sulfate Analysis Run 8/10/2026 4:26 PM View: Appendix III Mann-Whitney
Plant Bowen Client: Southern Company Data: Bowen 1, 2, 9, & 10

Sanitas™ v.10.1.08 Software licensed to Groundwater Stats Consulting. UG

Mann-Whitney (Wilcoxon Rank Sum)

GWC-49Z

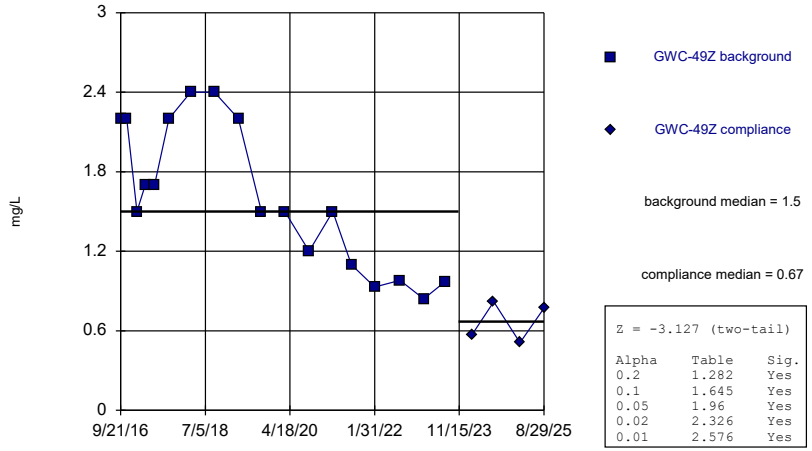

Z = -3.127 (two-tail)

Alpha	Table	Sig.
0.2	1.282	Yes
0.1	1.645	Yes
0.05	1.96	Yes
0.02	2.326	Yes
0.01	2.576	Yes

Constituent: Sulfate Analysis Run 8/10/2026 4:26 PM View: Appendix III Mann-Whitney
Plant Bowen Client: Southern Company Data: Bowen 1, 2, 9, & 10

Sanitas™ v.10.1.08 Software licensed to Groundwater Stats Consulting. UG

Mann-Whitney (Wilcoxon Rank Sum)

GWA-1 (bg)

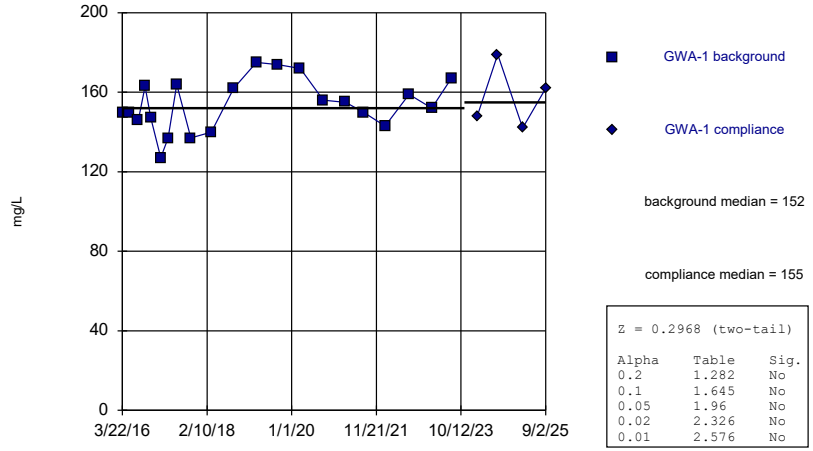

Z = 0.2968 (two-tail)

Alpha	Table	Sig.
0.2	1.282	No
0.1	1.645	No
0.05	1.96	No
0.02	2.326	No
0.01	2.576	No

Constituent: TDS Analysis Run 8/10/2026 4:26 PM View: Appendix III Mann-Whitney
Plant Bowen Client: Southern Company Data: Bowen 1, 2, 9, & 10

Sanitas™ v.10.1.08 Software licensed to Groundwater Stats Consulting. UG
Hollow symbols indicate censored values.

Mann-Whitney (Wilcoxon Rank Sum)

GWA-2 (bg)

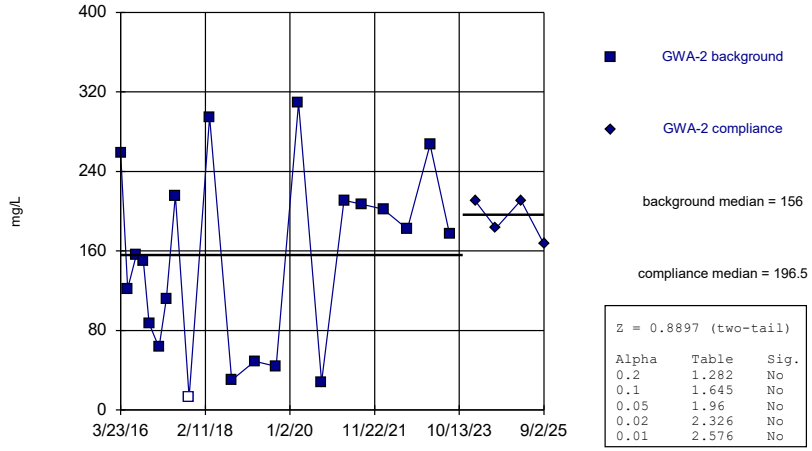

Z = 0.8897 (two-tail)

Alpha	Table	Sig.
0.2	1.282	No
0.1	1.645	No
0.05	1.96	No
0.02	2.326	No
0.01	2.576	No

Constituent: TDS Analysis Run 8/10/2026 4:27 PM View: Appendix III Mann-Whitney
Plant Bowen Client: Southern Company Data: Bowen 1, 2, 9, & 10

Sanitas™ v.10.1.08 Software licensed to Groundwater Stats Consulting. UG

Mann-Whitney (Wilcoxon Rank Sum)

GWA-2R (bg)

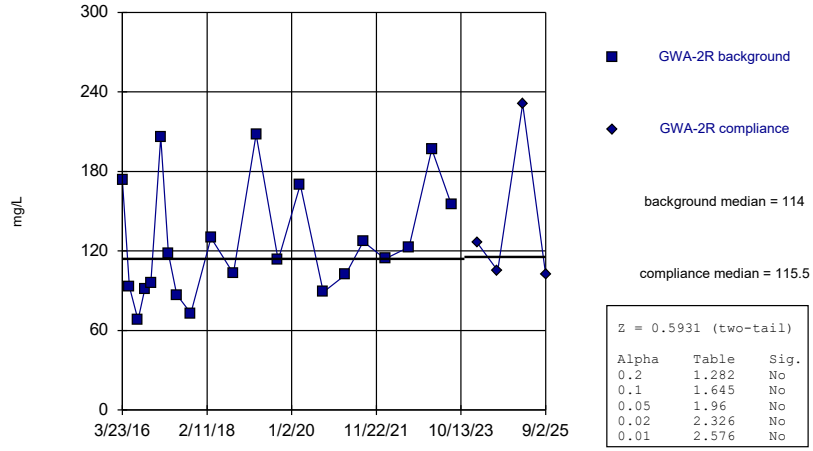

Z = 0.5931 (two-tail)

Alpha	Table	Sig.
0.2	1.282	No
0.1	1.645	No
0.05	1.96	No
0.02	2.326	No
0.01	2.576	No

Constituent: TDS Analysis Run 8/10/2026 4:27 PM View: Appendix III Mann-Whitney
Plant Bowen Client: Southern Company Data: Bowen 1, 2, 9, & 10

Sanitas™ v.10.1.08 Software licensed to Groundwater Stats Consulting. UG

Mann-Whitney (Wilcoxon Rank Sum)

GWA-4RZ (bg)

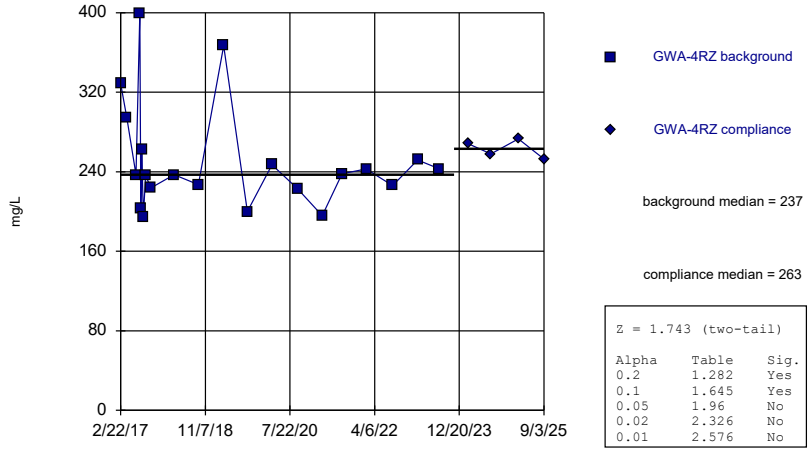

Z = 1.743 (two-tail)

Alpha	Table	Sig.
0.2	1.282	Yes
0.1	1.645	Yes
0.05	1.96	No
0.02	2.326	No
0.01	2.576	No

Constituent: TDS Analysis Run 8/10/2026 4:27 PM View: Appendix III Mann-Whitney
Plant Bowen Client: Southern Company Data: Bowen 1, 2, 9, & 10

Sanitas™ v.10.1.08 Software licensed to Groundwater Stats Consulting. UG

Mann-Whitney (Wilcoxon Rank Sum)

GWA-39RZ (bg)

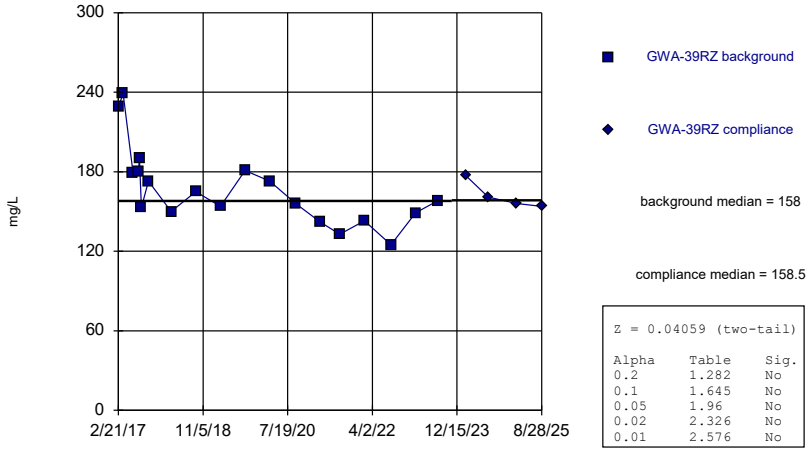

Z = 0.04059 (two-tail)

Alpha	Table	Sig.
0.2	1.282	No
0.1	1.645	No
0.05	1.96	No
0.02	2.326	No
0.01	2.576	No

Constituent: TDS Analysis Run 8/10/2026 4:27 PM View: Appendix III Mann-Whitney
Plant Bowen Client: Southern Company Data: Bowen 1, 2, 9, & 10

Sanitas™ v.10.1.08 Software licensed to Groundwater Stats Consulting. UG

Mann-Whitney (Wilcoxon Rank Sum)

GWA-39Z (bg)

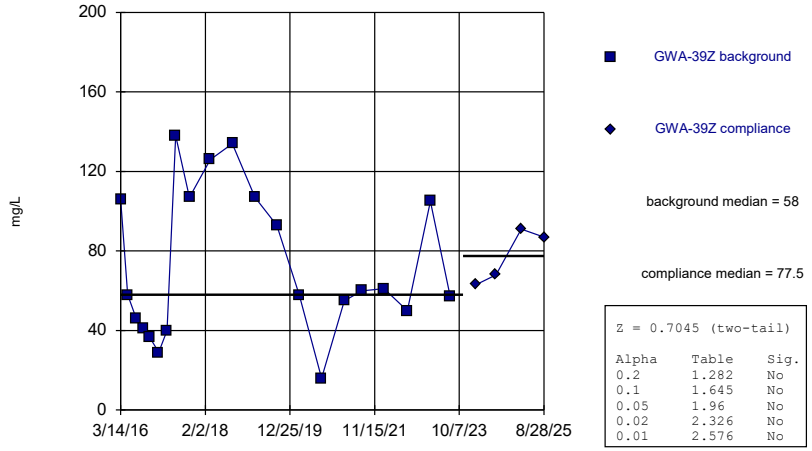

Z = 0.7045 (two-tail)

Alpha	Table	Sig.
0.2	1.282	No
0.1	1.645	No
0.05	1.96	No
0.02	2.326	No
0.01	2.576	No

Constituent: TDS Analysis Run 8/10/2026 4:27 PM View: Appendix III Mann-Whitney
Plant Bowen Client: Southern Company Data: Bowen 1, 2, 9, & 10

Sanitas™ v.10.1.08 Software licensed to Groundwater Stats Consulting. UG

Mann-Whitney (Wilcoxon Rank Sum)

GWA-40 (bg)

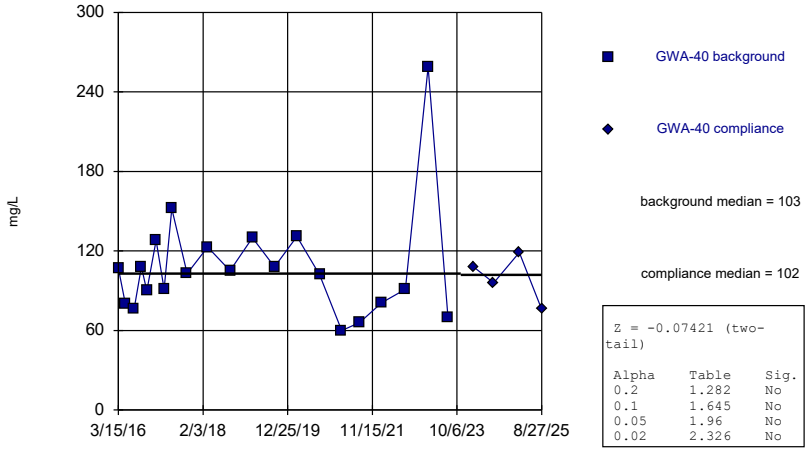

Z = -0.07421 (two-tail)

Alpha	Table	Sig.
0.2	1.282	No
0.1	1.645	No
0.05	1.96	No
0.02	2.326	No

Constituent: TDS Analysis Run 8/10/2026 4:27 PM View: Appendix III Mann-Whitney
Plant Bowen Client: Southern Company Data: Bowen 1, 2, 9, & 10

Sanitas™ v.10.1.08 Software licensed to Groundwater Stats Consulting. UG

Mann-Whitney (Wilcoxon Rank Sum)

GWA-41 (bg)

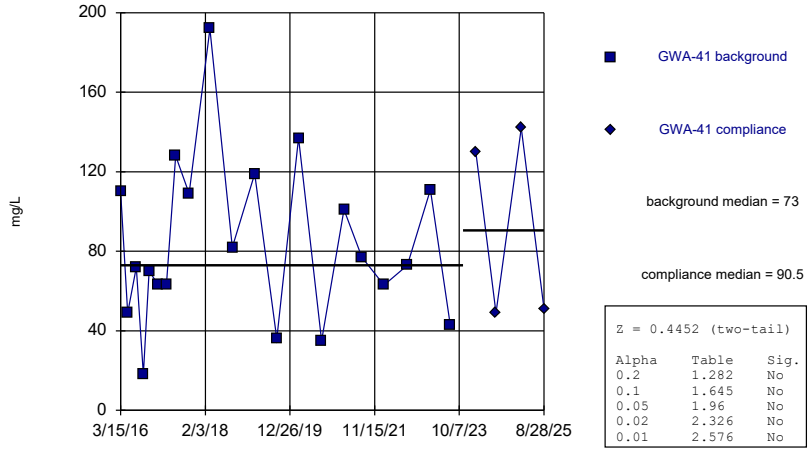

Z = 0.4452 (two-tail)

Alpha	Table	Sig.
0.2	1.282	No
0.1	1.645	No
0.05	1.96	No
0.02	2.326	No
0.01	2.576	No

Constituent: TDS Analysis Run 8/10/2026 4:27 PM View: Appendix III Mann-Whitney
Plant Bowen Client: Southern Company Data: Bowen 1, 2, 9, & 10

Sanitas™ v.10.1.08 Software licensed to Groundwater Stats Consulting. UG

Mann-Whitney (Wilcoxon Rank Sum)

GWA-41R (bg)

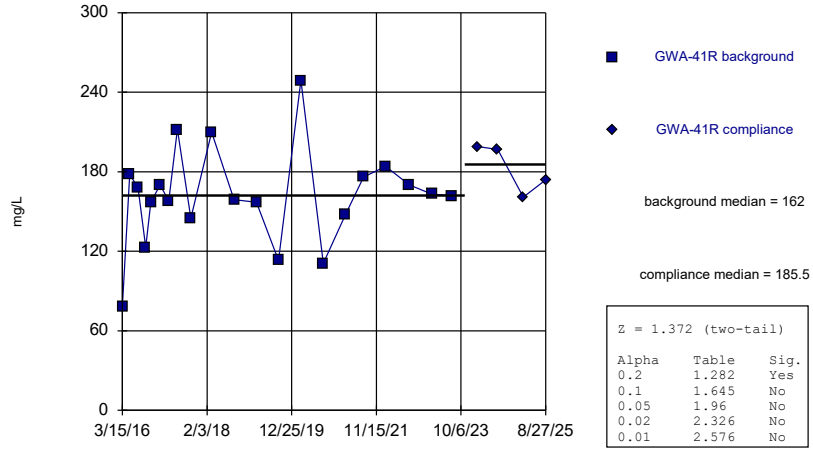

Z = 1.372 (two-tail)

Alpha	Table	Sig.
0.2	1.282	Yes
0.1	1.645	No
0.05	1.96	No
0.02	2.326	No
0.01	2.576	No

Constituent: TDS Analysis Run 8/10/2026 4:27 PM View: Appendix III Mann-Whitney
Plant Bowen Client: Southern Company Data: Bowen 1, 2, 9, & 10

Sanitas™ v.10.1.08 Software licensed to Groundwater Stats Consulting. UG

Mann-Whitney (Wilcoxon Rank Sum)

GWA-42 (bg)

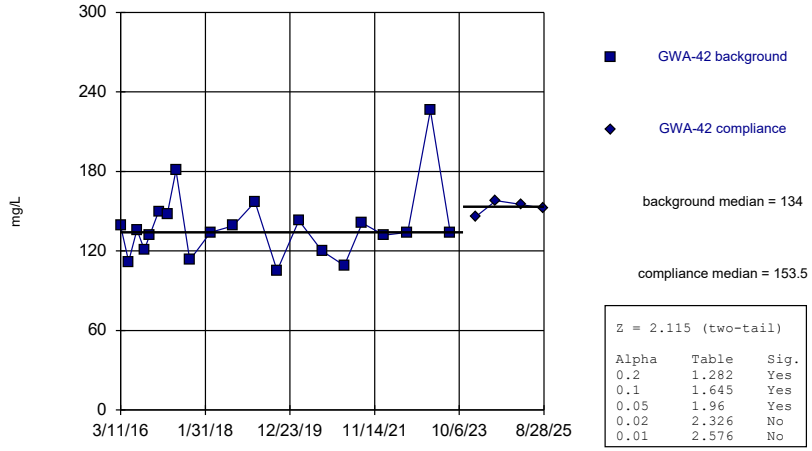

Z = 2.115 (two-tail)

Alpha	Table	Sig.
0.2	1.282	Yes
0.1	1.645	Yes
0.05	1.96	Yes
0.02	2.326	No
0.01	2.576	No

Constituent: TDS Analysis Run 8/10/2026 4:27 PM View: Appendix III Mann-Whitney
Plant Bowen Client: Southern Company Data: Bowen 1, 2, 9, & 10

Sanitas™ v.10.1.08 Software licensed to Groundwater Stats Consulting. UG
Hollow symbols indicate censored values.

Mann-Whitney (Wilcoxon Rank Sum)

GWA-43 (bg)

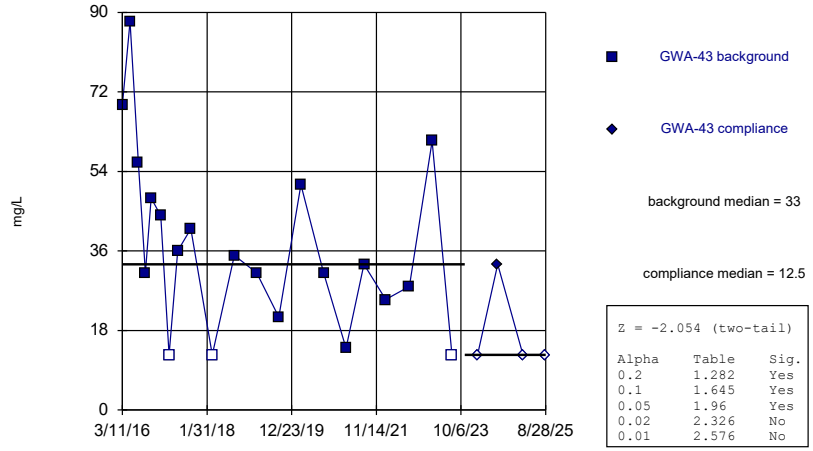

Z = -2.054 (two-tail)

Alpha	Table	Sig.
0.2	1.282	Yes
0.1	1.645	Yes
0.05	1.96	Yes
0.02	2.326	No
0.01	2.576	No

Constituent: TDS Analysis Run 8/10/2026 4:27 PM View: Appendix III Mann-Whitney
Plant Bowen Client: Southern Company Data: Bowen 1, 2, 9, & 10

Sanitas™ v.10.1.08 Software licensed to Groundwater Stats Consulting. UG

Mann-Whitney (Wilcoxon Rank Sum)

GWA-43R (bg)

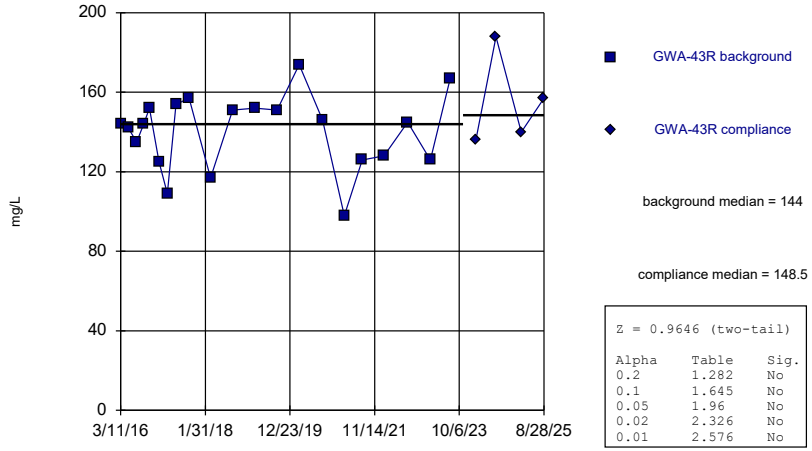

Z = 0.9646 (two-tail)

Alpha	Table	Sig.
0.2	1.282	No
0.1	1.645	No
0.05	1.96	No
0.02	2.326	No
0.01	2.576	No

Constituent: TDS Analysis Run 8/10/2026 4:27 PM View: Appendix III Mann-Whitney
Plant Bowen Client: Southern Company Data: Bowen 1, 2, 9, & 10

Sanitas™ v.10.1.08 Software licensed to Groundwater Stats Consulting. UG
Hollow symbols indicate censored values.

Mann-Whitney (Wilcoxon Rank Sum)

GWA-50 (bg)

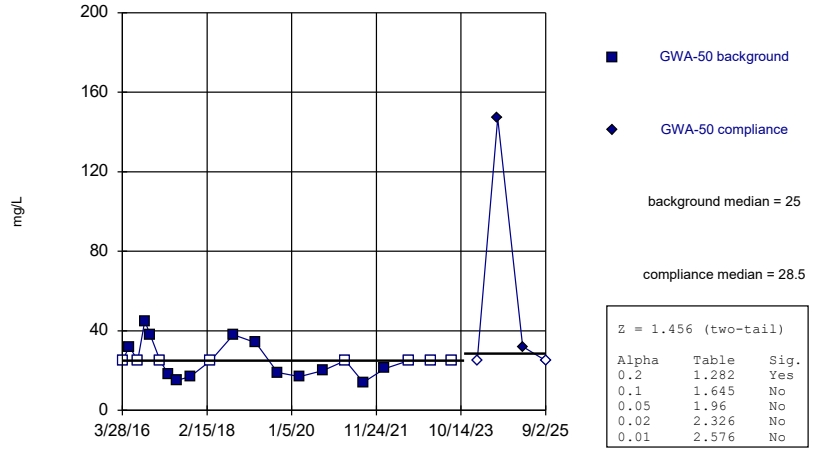

Z = 1.456 (two-tail)

Alpha	Table	Sig.
0.2	1.282	Yes
0.1	1.645	No
0.05	1.96	No
0.02	2.326	No
0.01	2.576	No

Constituent: TDS Analysis Run 8/10/2026 4:27 PM View: Appendix III Mann-Whitney
Plant Bowen Client: Southern Company Data: Bowen 1, 2, 9, & 10

Sanitas™ v.10.1.08 Software licensed to Groundwater Stats Consulting. UG
Hollow symbols indicate censored values.

Mann-Whitney (Wilcoxon Rank Sum)

GWA-50R (bg)

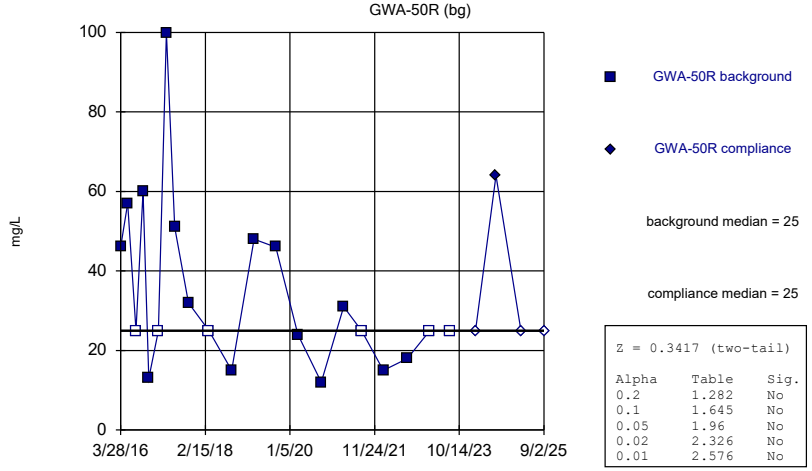

Z = 0.3417 (two-tail)

Alpha	Table	Sig.
0.2	1.282	No
0.1	1.645	No
0.05	1.96	No
0.02	2.326	No
0.01	2.576	No

Constituent: TDS Analysis Run 8/10/2026 4:27 PM View: Appendix III Mann-Whitney
Plant Bowen Client: Southern Company Data: Bowen 1, 2, 9, & 10

Sanitas™ v.10.1.08 Software licensed to Groundwater Stats Consulting. UG
Hollow symbols indicate censored values.

Mann-Whitney (Wilcoxon Rank Sum)

GWC-5

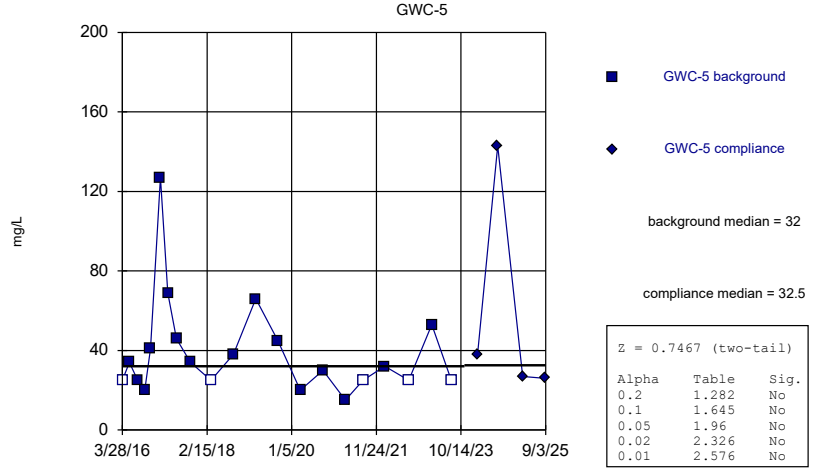

Z = 0.7467 (two-tail)

Alpha	Table	Sig.
0.2	1.282	No
0.1	1.645	No
0.05	1.96	No
0.02	2.326	No
0.01	2.576	No

Constituent: TDS Analysis Run 8/10/2026 4:27 PM View: Appendix III Mann-Whitney
Plant Bowen Client: Southern Company Data: Bowen 1, 2, 9, & 10

Sanitas™ v.10.1.08 Software licensed to Groundwater Stats Consulting. UG

Mann-Whitney (Wilcoxon Rank Sum)

GWC-6

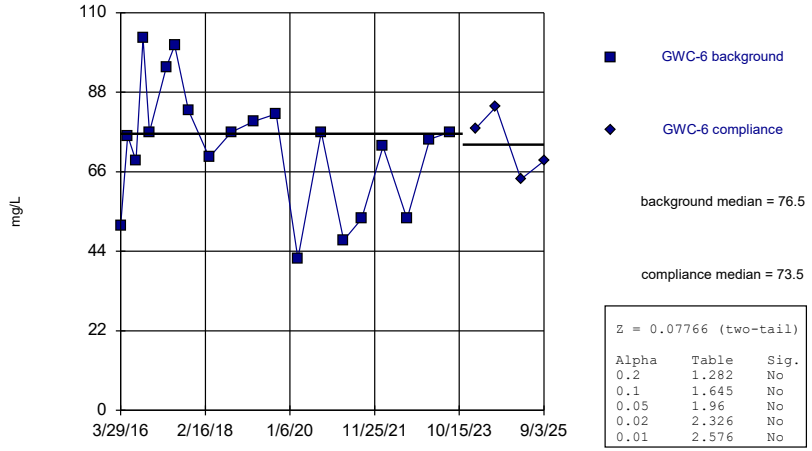

Z = 0.07766 (two-tail)

Alpha	Table	Sig.
0.2	1.282	No
0.1	1.645	No
0.05	1.96	No
0.02	2.326	No
0.01	2.576	No

Constituent: TDS Analysis Run 8/10/2026 4:27 PM View: Appendix III Mann-Whitney
Plant Bowen Client: Southern Company Data: Bowen 1, 2, 9, & 10

Sanitas™ v.10.1.08 Software licensed to Groundwater Stats Consulting. UG
Hollow symbols indicate censored values.

Mann-Whitney (Wilcoxon Rank Sum)

GWC-6RZ

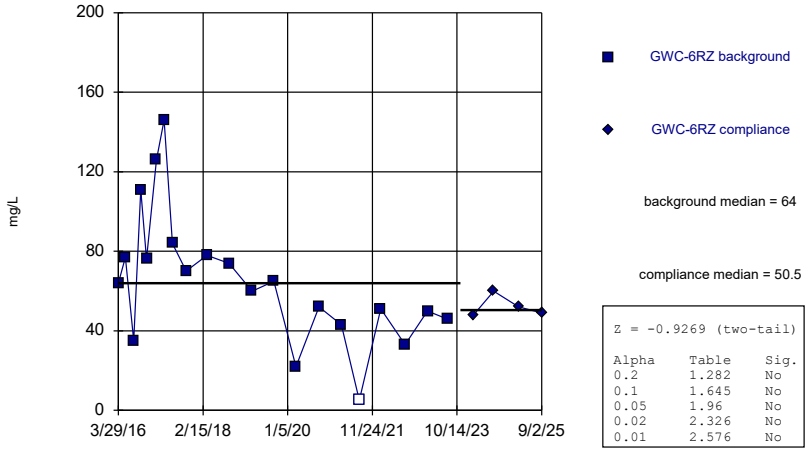

Z = -0.9269 (two-tail)

Alpha	Table	Sig.
0.2	1.282	No
0.1	1.645	No
0.05	1.96	No
0.02	2.326	No
0.01	2.576	No

Constituent: TDS Analysis Run 8/10/2026 4:27 PM View: Appendix III Mann-Whitney
Plant Bowen Client: Southern Company Data: Bowen 1, 2, 9, & 10

Sanitas™ v.10.1.08 Software licensed to Groundwater Stats Consulting. UG

Mann-Whitney (Wilcoxon Rank Sum)

GWC-7Z

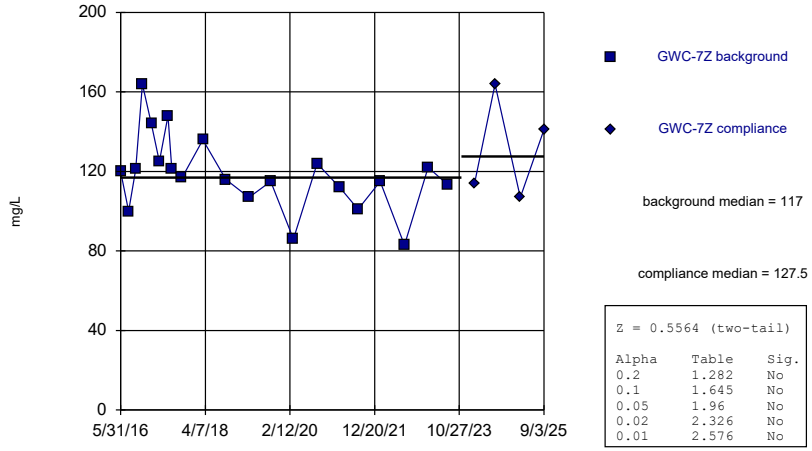

Z = 0.5564 (two-tail)

Alpha	Table	Sig.
0.2	1.282	No
0.1	1.645	No
0.05	1.96	No
0.02	2.326	No
0.01	2.576	No

Constituent: TDS Analysis Run 8/10/2026 4:27 PM View: Appendix III Mann-Whitney
Plant Bowen Client: Southern Company Data: Bowen 1, 2, 9, & 10

Sanitas™ v.10.1.08 Software licensed to Groundwater Stats Consulting. UG

Mann-Whitney (Wilcoxon Rank Sum)

GWC-8RR

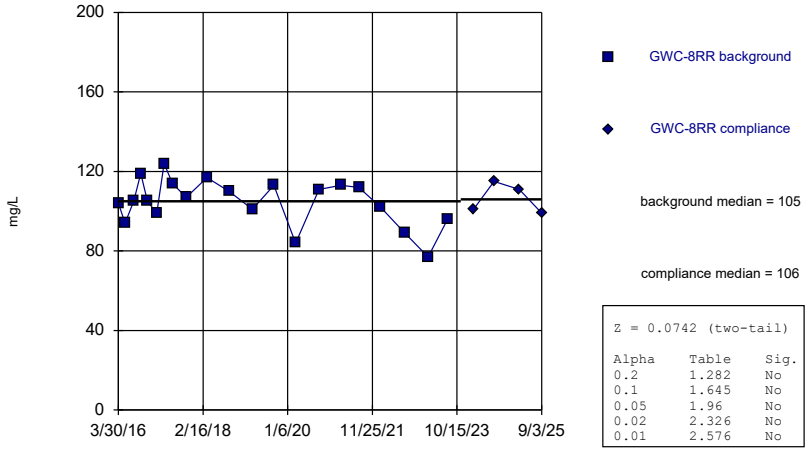

Z = 0.0742 (two-tail)

Alpha	Table	Sig.
0.2	1.282	No
0.1	1.645	No
0.05	1.96	No
0.02	2.326	No
0.01	2.576	No

Constituent: TDS Analysis Run 8/10/2026 4:27 PM View: Appendix III Mann-Whitney
Plant Bowen Client: Southern Company Data: Bowen 1, 2, 9, & 10

Sanitas™ v.10.1.08 Software licensed to Groundwater Stats Consulting. UG

Mann-Whitney (Wilcoxon Rank Sum)

GWC-8Z

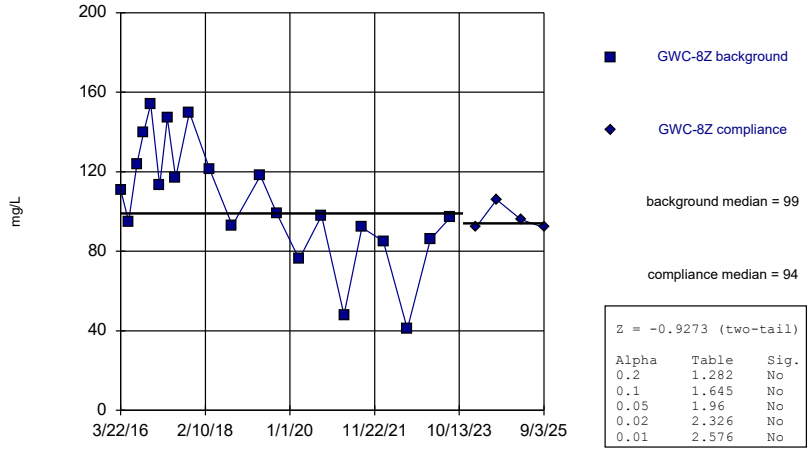

Z = -0.9273 (two-tail)

Alpha	Table	Sig.
0.2	1.282	No
0.1	1.645	No
0.05	1.96	No
0.02	2.326	No
0.01	2.576	No

Constituent: TDS Analysis Run 8/10/2026 4:27 PM View: Appendix III Mann-Whitney
Plant Bowen Client: Southern Company Data: Bowen 1, 2, 9, & 10

Sanitas™ v.10.1.08 Software licensed to Groundwater Stats Consulting. UG
Hollow symbols indicate censored values.

Mann-Whitney (Wilcoxon Rank Sum)

GWC-9

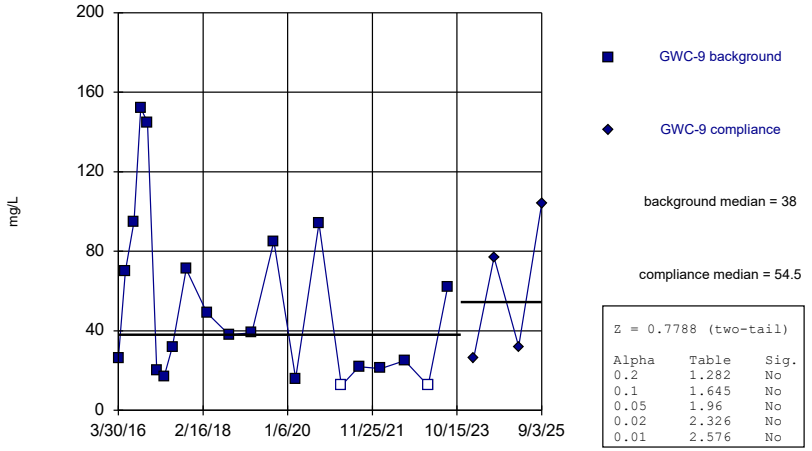

Z = 0.7788 (two-tail)

Alpha	Table	Sig.
0.2	1.282	No
0.1	1.645	No
0.05	1.96	No
0.02	2.326	No
0.01	2.576	No

Constituent: TDS Analysis Run 8/10/2026 4:27 PM View: Appendix III Mann-Whitney
Plant Bowen Client: Southern Company Data: Bowen 1, 2, 9, & 10

Sanitas™ v.10.1.08 Software licensed to Groundwater Stats Consulting. UG

Mann-Whitney (Wilcoxon Rank Sum)

GWC-10

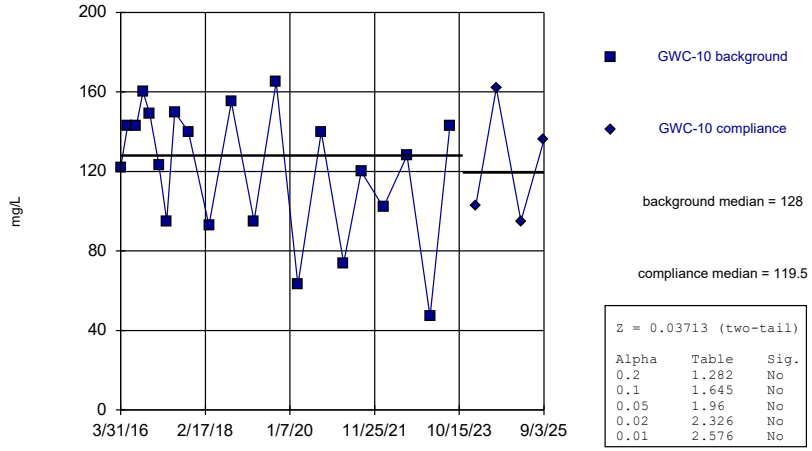

Z = 0.03713 (two-tail)

Alpha	Table	Sig.
0.2	1.282	No
0.1	1.645	No
0.05	1.96	No
0.02	2.326	No
0.01	2.576	No

Constituent: TDS Analysis Run 8/10/2026 4:27 PM View: Appendix III Mann-Whitney
Plant Bowen Client: Southern Company Data: Bowen 1, 2, 9, & 10

Sanitas™ v.10.1.08 Software licensed to Groundwater Stats Consulting. UG

Mann-Whitney (Wilcoxon Rank Sum)

GWC-10R

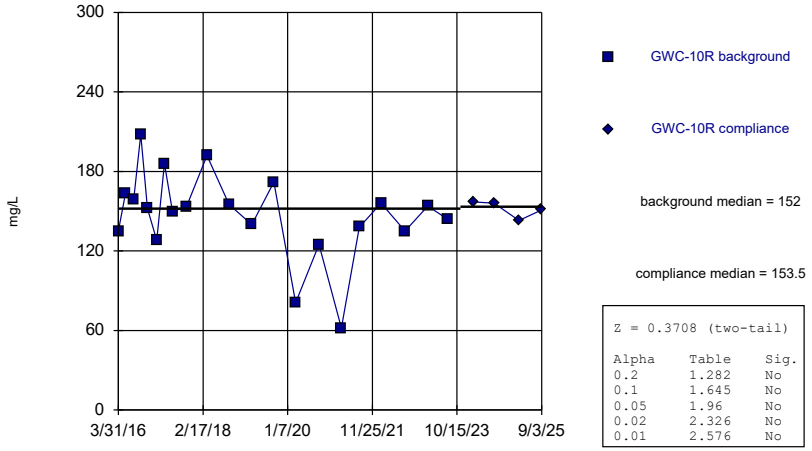

Z = 0.3708 (two-tail)

Alpha	Table	Sig.
0.2	1.282	No
0.1	1.645	No
0.05	1.96	No
0.02	2.326	No
0.01	2.576	No

Constituent: TDS Analysis Run 8/10/2026 4:27 PM View: Appendix III Mann-Whitney
Plant Bowen Client: Southern Company Data: Bowen 1, 2, 9, & 10

Sanitas™ v.10.1.08 Software licensed to Groundwater Stats Consulting. UG

Mann-Whitney (Wilcoxon Rank Sum)

GWC-11

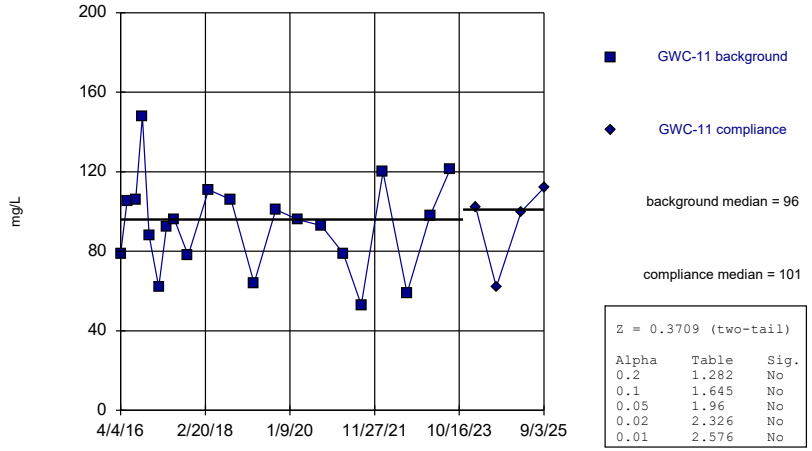

Z = 0.3709 (two-tail)

Alpha	Table	Sig.
0.2	1.282	No
0.1	1.645	No
0.05	1.96	No
0.02	2.326	No
0.01	2.576	No

Constituent: TDS Analysis Run 8/10/2026 4:27 PM View: Appendix III Mann-Whitney
Plant Bowen Client: Southern Company Data: Bowen 1, 2, 9, & 10

Sanitas™ v.10.1.08 Software licensed to Groundwater Stats Consulting. UG

Mann-Whitney (Wilcoxon Rank Sum)

GWC-11R

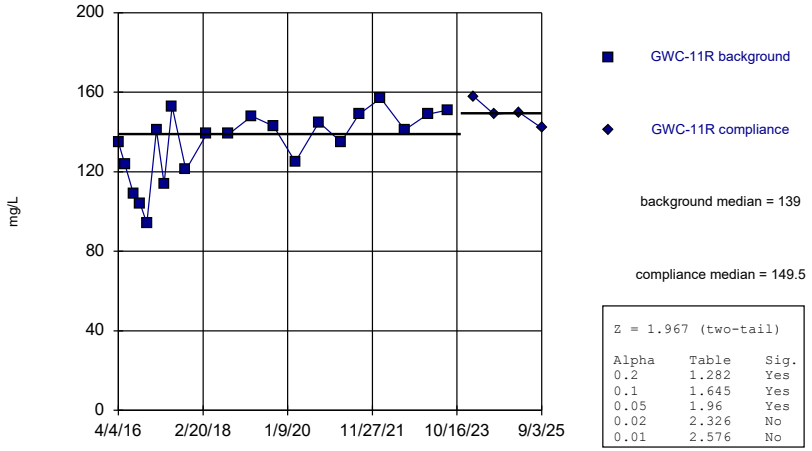

Z = 1.967 (two-tail)

Alpha	Table	Sig.
0.2	1.282	Yes
0.1	1.645	Yes
0.05	1.96	Yes
0.02	2.326	No
0.01	2.576	No

Constituent: TDS Analysis Run 8/10/2026 4:27 PM View: Appendix III Mann-Whitney
Plant Bowen Client: Southern Company Data: Bowen 1, 2, 9, & 10

Sanitas™ v.10.1.08 Software licensed to Groundwater Stats Consulting. UG

Mann-Whitney (Wilcoxon Rank Sum)

GWC-12

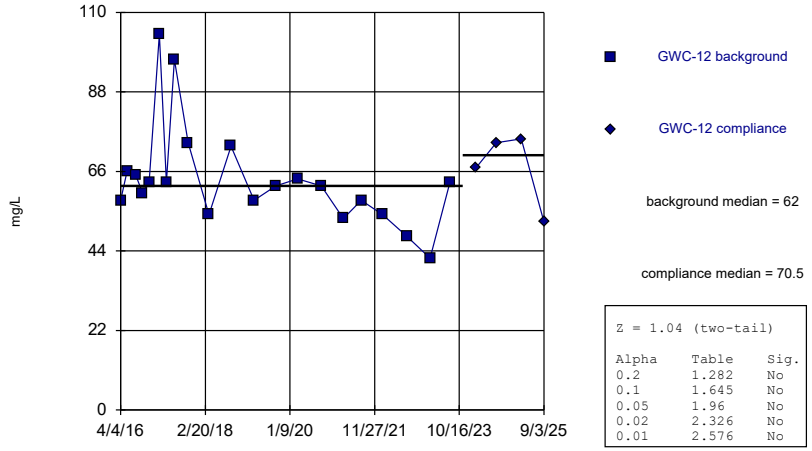

Z = 1.04 (two-tail)

Alpha	Table	Sig.
0.2	1.282	No
0.1	1.645	No
0.05	1.96	No
0.02	2.326	No
0.01	2.576	No

Constituent: TDS Analysis Run 8/10/2026 4:27 PM View: Appendix III Mann-Whitney
Plant Bowen Client: Southern Company Data: Bowen 1, 2, 9, & 10

Sanitas™ v.10.1.08 Software licensed to Groundwater Stats Consulting. UG

Mann-Whitney (Wilcoxon Rank Sum)

GWC-13

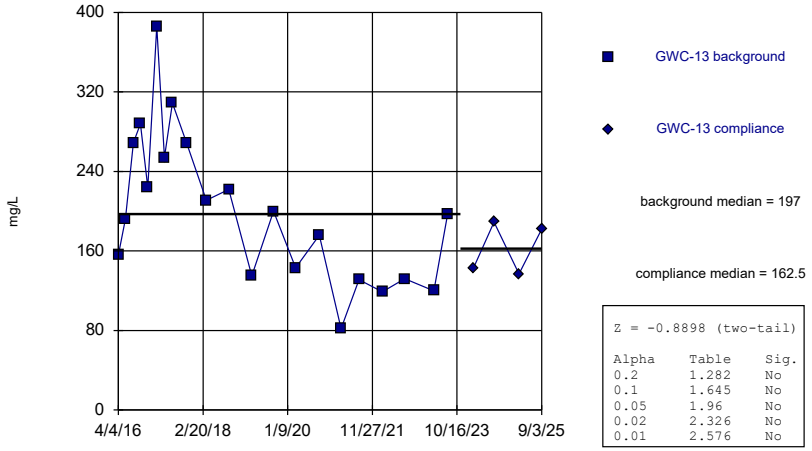

Z = -0.8898 (two-tail)

Alpha	Table	Sig.
0.2	1.282	No
0.1	1.645	No
0.05	1.96	No
0.02	2.326	No
0.01	2.576	No

Constituent: TDS Analysis Run 8/10/2026 4:27 PM View: Appendix III Mann-Whitney
Plant Bowen Client: Southern Company Data: Bowen 1, 2, 9, & 10

Sanitas™ v.10.1.08 Software licensed to Groundwater Stats Consulting. UG

Mann-Whitney (Wilcoxon Rank Sum)

GWC-13RZ

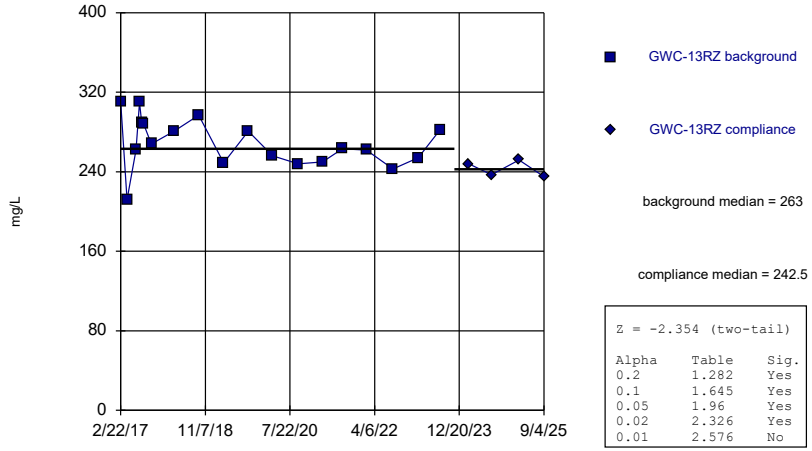

Z = -2.354 (two-tail)

Alpha	Table	Sig.
0.2	1.282	Yes
0.1	1.645	Yes
0.05	1.96	Yes
0.02	2.326	Yes
0.01	2.576	No

Constituent: TDS Analysis Run 8/10/2026 4:27 PM View: Appendix III Mann-Whitney
Plant Bowen Client: Southern Company Data: Bowen 1, 2, 9, & 10

Sanitas™ v.10.1.08 Software licensed to Groundwater Stats Consulting. UG

Mann-Whitney (Wilcoxon Rank Sum)

GWC-14Z

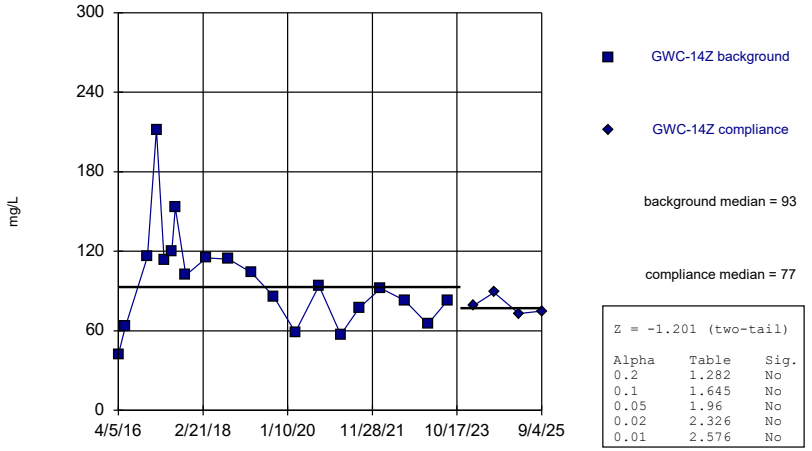

Z = -1.201 (two-tail)

Alpha	Table	Sig.
0.2	1.282	No
0.1	1.645	No
0.05	1.96	No
0.02	2.326	No
0.01	2.576	No

Constituent: TDS Analysis Run 8/10/2026 4:27 PM View: Appendix III Mann-Whitney
Plant Bowen Client: Southern Company Data: Bowen 1, 2, 9, & 10

Sanitas™ v.10.1.08 Software licensed to Groundwater Stats Consulting. UG

Mann-Whitney (Wilcoxon Rank Sum)

GWC-15R

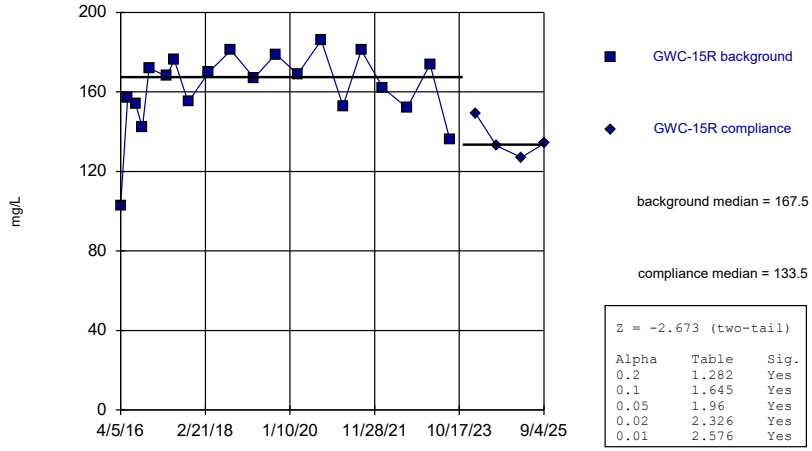

Z = -2.673 (two-tail)

Alpha	Table	Sig.
0.2	1.282	Yes
0.1	1.645	Yes
0.05	1.96	Yes
0.02	2.326	Yes
0.01	2.576	Yes

Constituent: TDS Analysis Run 8/10/2026 4:27 PM View: Appendix III Mann-Whitney
Plant Bowen Client: Southern Company Data: Bowen 1, 2, 9, & 10

Sanitas™ v.10.1.08 Software licensed to Groundwater Stats Consulting. UG

Mann-Whitney (Wilcoxon Rank Sum)

GWC-15Z

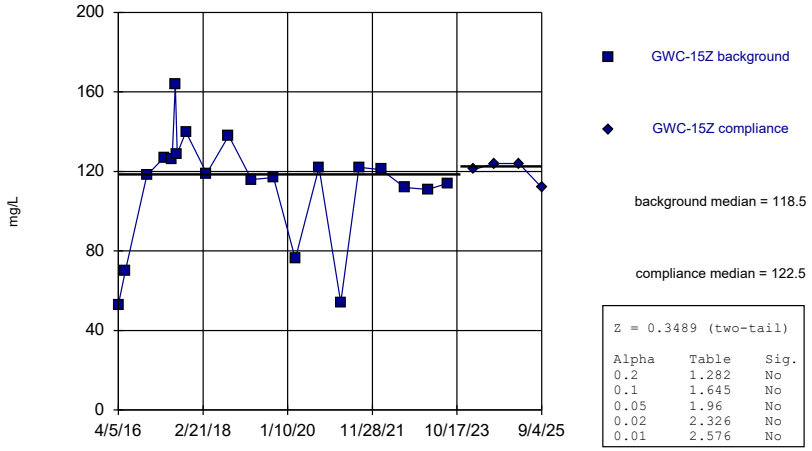

Z = 0.3489 (two-tail)

Alpha	Table	Sig.
0.2	1.282	No
0.1	1.645	No
0.05	1.96	No
0.02	2.326	No
0.01	2.576	No

Constituent: TDS Analysis Run 8/10/2026 4:27 PM View: Appendix III Mann-Whitney
Plant Bowen Client: Southern Company Data: Bowen 1, 2, 9, & 10

Sanitas™ v.10.1.08 Software licensed to Groundwater Stats Consulting. UG
Hollow symbols indicate censored values.

Mann-Whitney (Wilcoxon Rank Sum)

GWC-44

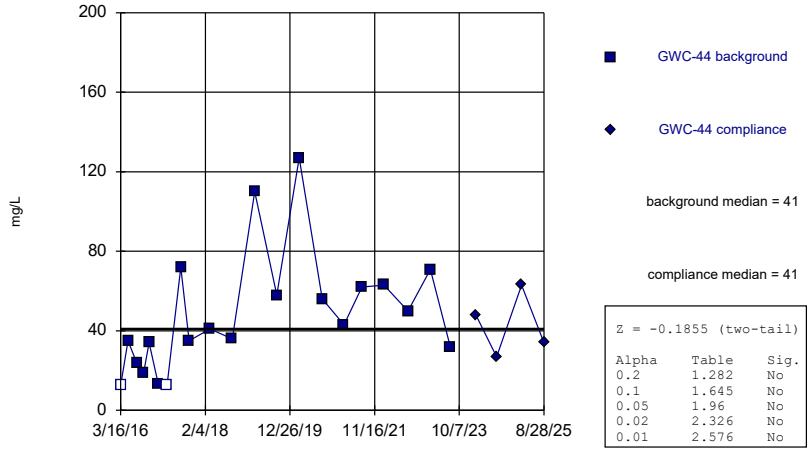

Z = -0.1855 (two-tail)

Alpha	Table	Sig.
0.2	1.282	No
0.1	1.645	No
0.05	1.96	No
0.02	2.326	No
0.01	2.576	No

Constituent: TDS Analysis Run 8/10/2026 4:27 PM View: Appendix III Mann-Whitney
Plant Bowen Client: Southern Company Data: Bowen 1, 2, 9, & 10

Sanitas™ v.10.1.08 Software licensed to Groundwater Stats Consulting. UG
Hollow symbols indicate censored values.

Mann-Whitney (Wilcoxon Rank Sum)

GWC-45

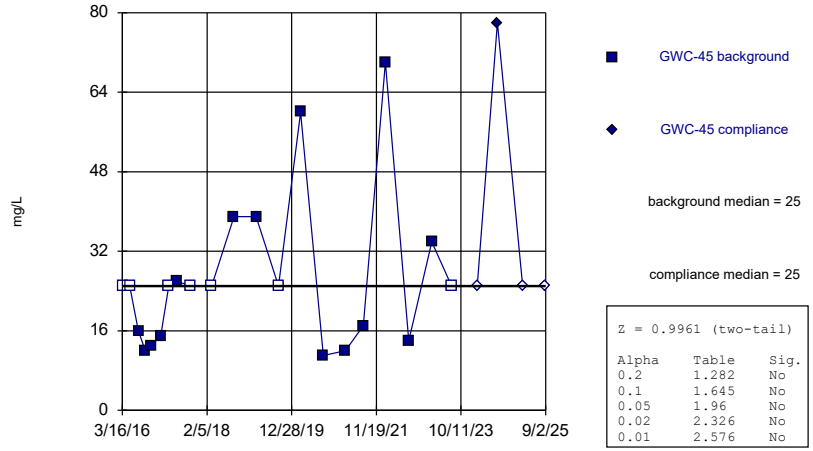

Z = 0.9961 (two-tail)

Alpha	Table	Sig.
0.2	1.282	No
0.1	1.645	No
0.05	1.96	No
0.02	2.326	No
0.01	2.576	No

Constituent: TDS Analysis Run 8/10/2026 4:27 PM View: Appendix III Mann-Whitney
Plant Bowen Client: Southern Company Data: Bowen 1, 2, 9, & 10

Sanitas™ v.10.1.08 Software licensed to Groundwater Stats Consulting. UG

Mann-Whitney (Wilcoxon Rank Sum)

GWC-45R

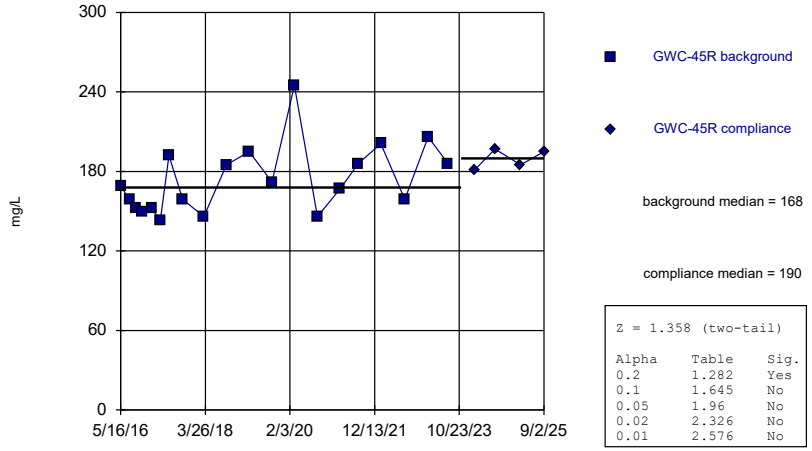

Z = 1.358 (two-tail)

Alpha	Table	Sig.
0.2	1.282	Yes
0.1	1.645	No
0.05	1.96	No
0.02	2.326	No
0.01	2.576	No

Constituent: TDS Analysis Run 8/10/2026 4:27 PM View: Appendix III Mann-Whitney
Plant Bowen Client: Southern Company Data: Bowen 1, 2, 9, & 10

Sanitas™ v.10.1.08 Software licensed to Groundwater Stats Consulting. UG

Mann-Whitney (Wilcoxon Rank Sum)

GWC-46R

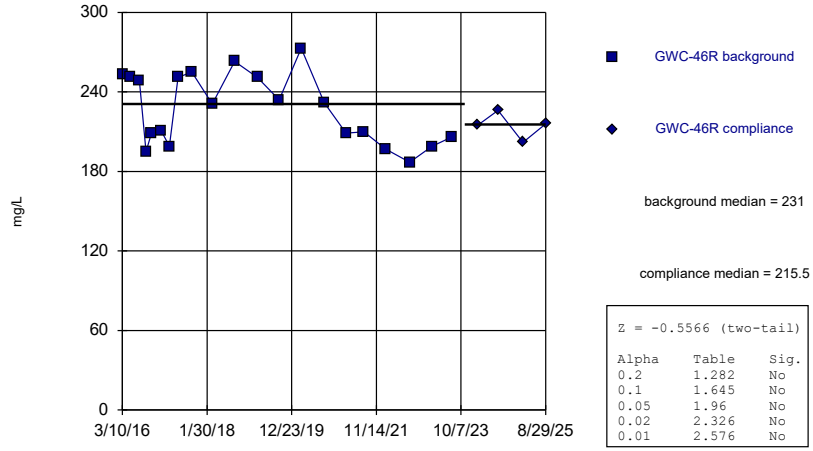

Z = -0.5566 (two-tail)

Alpha	Table	Sig.
0.2	1.282	No
0.1	1.645	No
0.05	1.96	No
0.02	2.326	No
0.01	2.576	No

Constituent: TDS Analysis Run 8/10/2026 4:27 PM View: Appendix III Mann-Whitney
Plant Bowen Client: Southern Company Data: Bowen 1, 2, 9, & 10

Sanitas™ v.10.1.08 Software licensed to Groundwater Stats Consulting. UG

Mann-Whitney (Wilcoxon Rank Sum)

GWC-47

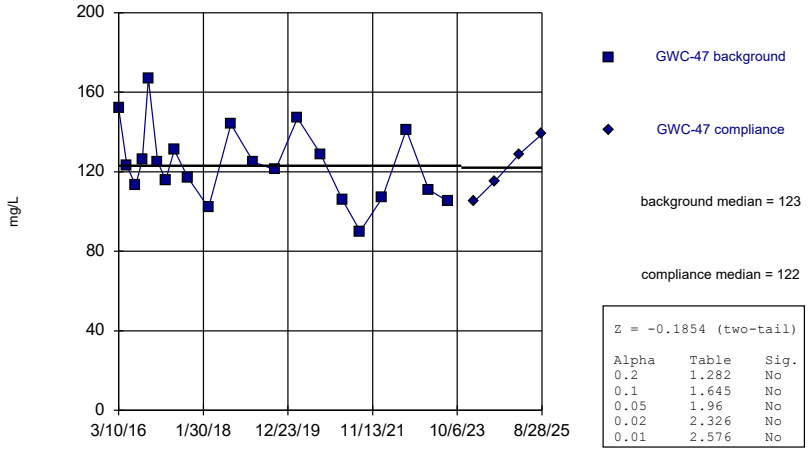

Constituent: TDS Analysis Run 8/10/2026 4:27 PM View: Appendix III Mann-Whitney
Plant Bowen Client: Southern Company Data: Bowen 1, 2, 9, & 10

Sanitas™ v.10.1.08 Software licensed to Groundwater Stats Consulting. UG

Mann-Whitney (Wilcoxon Rank Sum)

GWC-47R

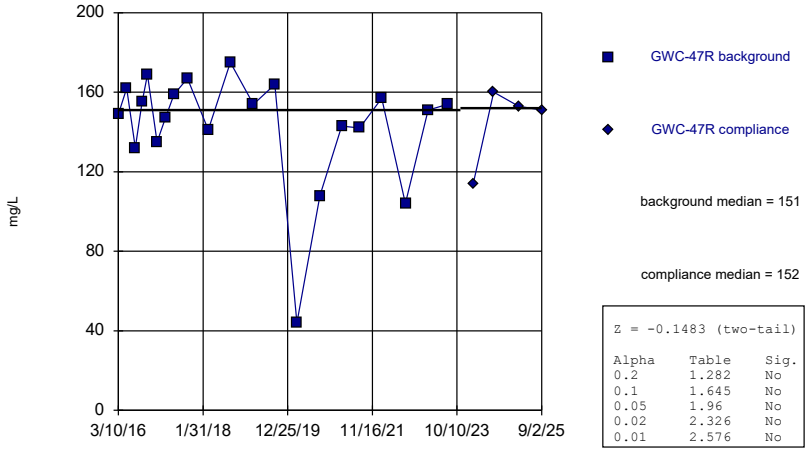

Constituent: TDS Analysis Run 8/10/2026 4:27 PM View: Appendix III Mann-Whitney
Plant Bowen Client: Southern Company Data: Bowen 1, 2, 9, & 10

Sanitas™ v.10.1.08 Software licensed to Groundwater Stats Consulting. UG
Hollow symbols indicate censored values.

Mann-Whitney (Wilcoxon Rank Sum)

GWC-48

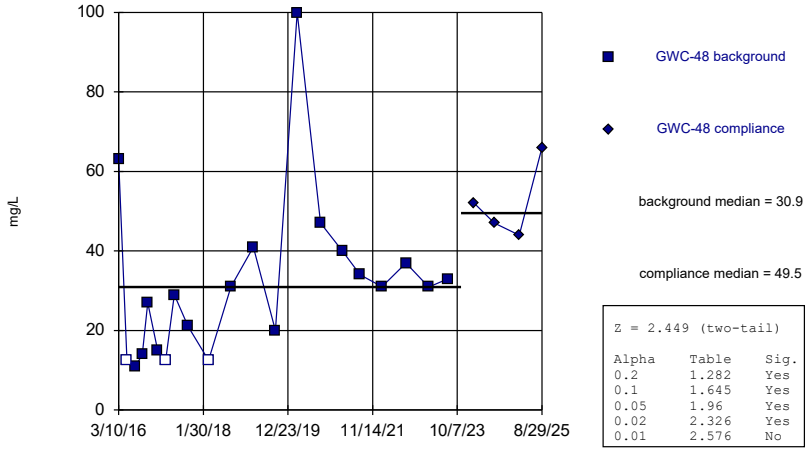

Constituent: TDS Analysis Run 8/10/2026 4:27 PM View: Appendix III Mann-Whitney
Plant Bowen Client: Southern Company Data: Bowen 1, 2, 9, & 10

Sanitas™ v.10.1.08 Software licensed to Groundwater Stats Consulting. UG

Mann-Whitney (Wilcoxon Rank Sum)

GWC-49R

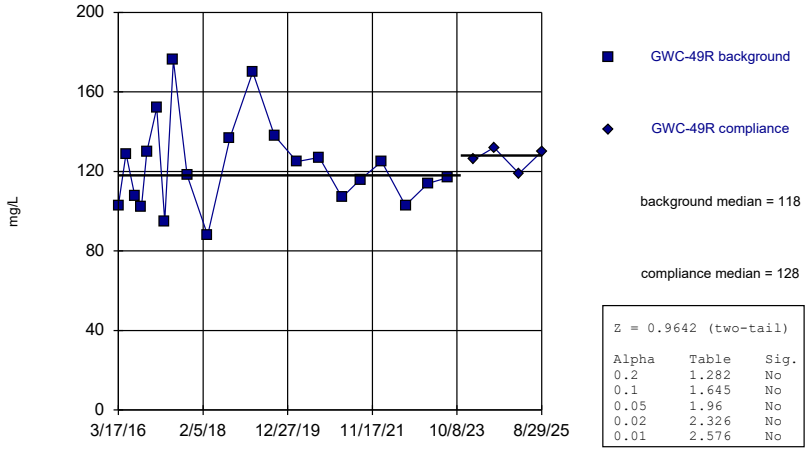

Constituent: TDS Analysis Run 8/10/2026 4:27 PM View: Appendix III Mann-Whitney
Plant Bowen Client: Southern Company Data: Bowen 1, 2, 9, & 10

Sanitas™ v.10.1.08 Software licensed to Groundwater Stats Consulting. UG
Hollow symbols indicate censored values.

Mann-Whitney (Wilcoxon Rank Sum)

GWC-49Z

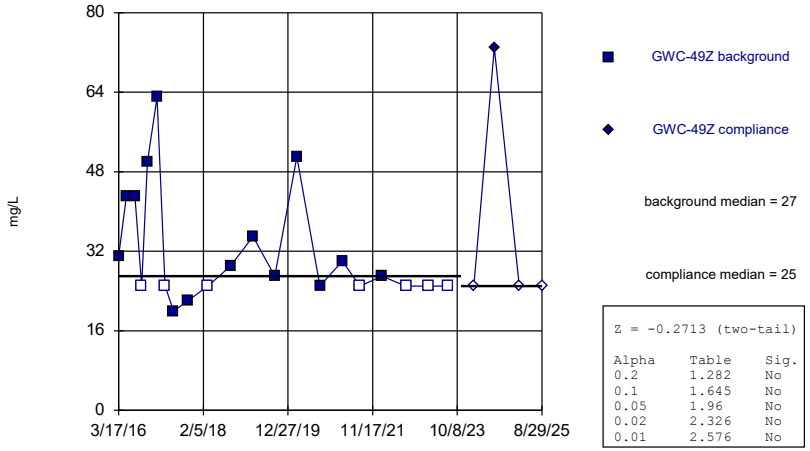

GWC-49Z background

GWC-49Z compliance

background median = 27

compliance median = 25

Z = -0.2713 (two-tail)

Alpha	Table	Sig.
0.2	1.282	No
0.1	1.645	No
0.05	1.96	No
0.02	2.326	No
0.01	2.576	No

Constituent: TDS Analysis Run 8/10/2026 4:27 PM View: Appendix III Mann-Whitney

Plant Bowen Client: Southern Company Data: Bowen 1, 2, 9, & 10

Mann-Whitney (Wilcoxon Rank Sum)

Constituent: Boron (mg/L) Analysis Run 8/10/2026 4:31 PM View: Appendix III Mann-Whitney

Plant Bowen Client: Southern Company Data: Bowen 1, 2, 9, & 10

	GWA-1	GWA-1
3/22/2016	<0.04	
5/19/2016	<0.04	
7/29/2016	0.0155 (J)	
9/23/2016	0.0065 (J)	
11/9/2016	0.0149 (J)	
1/30/2017	<0.04	
3/30/2017	0.0065 (J)	
6/9/2017	<0.04	
10/2/2017	<0.04	
3/16/2018	<0.04	
9/17/2018	0.0084 (J)	
3/20/2019	0.0042 (J)	
9/12/2019	<0.04	
3/11/2020	<0.04	
9/15/2020	0.01 (J)	
3/16/2021	<0.04	
8/9/2021	<0.04	
2/1/2022	<0.04	
8/16/2022	<0.04	
2/16/2023	<0.04	
7/27/2023	0.015 (J)	
2/22/2024		<0.04
8/7/2024		<0.04
2/27/2025		<0.04
9/2/2025		<0.04

ND substitution: RL or RL/2 if <15% NDs.

Mann-Whitney (Wilcoxon Rank Sum)

Constituent: Boron (mg/L) Analysis Run 8/10/2026 4:31 PM View: Appendix III Mann-Whitney

Plant Bowen Client: Southern Company Data: Bowen 1, 2, 9, & 10

	GWA-2	GWA-2
3/23/2016	<0.04	
5/20/2016	<0.04	
7/29/2016	0.0103 (J)	
9/23/2016	0.0073 (J)	
11/9/2016	0.0106 (J)	
1/31/2017	<0.04	
3/30/2017	<0.04	
6/12/2017	<0.04	
10/2/2017	<0.04	
3/19/2018	0.013 (J)	
9/14/2018	<0.04	
3/20/2019	<0.04	
9/12/2019	<0.04	
3/11/2020	0.0068 (J)	
9/15/2020	0.0053 (J)	
3/17/2021	<0.04	
8/9/2021	<0.04	
2/1/2022	<0.04	
8/16/2022	<0.04	
2/16/2023	<0.04	
7/27/2023	<0.04	
2/22/2024		<0.04
8/7/2024		<0.04
2/27/2025		<0.04
9/2/2025		<0.04

ND substitution: RL or RL/2 if <15% NDs.

Mann-Whitney (Wilcoxon Rank Sum)

Constituent: Boron (mg/L) Analysis Run 8/10/2026 4:31 PM View: Appendix III Mann-Whitney

Plant Bowen Client: Southern Company Data: Bowen 1, 2, 9, & 10

	GWA-2R	GWA-2R
3/23/2016	<0.04	
5/19/2016	<0.04	
7/29/2016	0.0061 (J)	
9/22/2016	<0.04	
11/10/2016	<0.04	
1/31/2017	<0.04	
4/3/2017	<0.04	
6/9/2017	<0.04	
10/2/2017	<0.04	
3/16/2018	0.0077 (J)	
9/14/2018	<0.04	
3/19/2019	0.014 (J)	
9/13/2019	0.012 (J)	
3/11/2020	0.017 (J)	
9/15/2020	0.0074 (J)	
3/16/2021	0.0061 (J)	
8/9/2021	0.012 (J)	
2/1/2022	<0.04	
8/16/2022	<0.04	
2/16/2023	0.017 (J)	
7/27/2023	0.015 (J)	
2/26/2024		0.018 (J)
8/6/2024		<0.04
2/27/2025		0.021 (J)
9/2/2025		0.0085 (J)

ND substitution: RL or RL/2 if <15% NDs.

Mann-Whitney (Wilcoxon Rank Sum)

Constituent: Boron (mg/L) Analysis Run 8/10/2026 4:31 PM View: Appendix III Mann-Whitney

Plant Bowen Client: Southern Company Data: Bowen 1, 2, 9, & 10

	GWA-3A	GWA-3A
3/23/2016	<0.04	
5/23/2016	<0.04	
7/29/2016	0.0053 (J)	
9/22/2016	<0.04	
11/10/2016	<0.04	
1/31/2017	<0.04	
3/30/2017	<0.04	
6/12/2017	<0.04	
10/4/2017	<0.04	
3/19/2018	0.0057 (J)	
9/17/2018	<0.04	
3/20/2019	<0.04	
9/13/2019	<0.04	
3/11/2020	0.0071 (J)	
3/29/2021	<0.04	
8/9/2021	<0.04	
2/2/2022	<0.04	
8/16/2022	<0.04	
2/17/2023	<0.04	
8/1/2023	<0.04	
2/22/2024		<0.04
8/8/2024		<0.04
2/26/2025		<0.04
9/2/2025		<0.04

ND substitution: RL or RL/2 if <15% NDs.

Mann-Whitney (Wilcoxon Rank Sum)

Constituent: Boron (mg/L) Analysis Run 8/10/2026 4:31 PM View: Appendix III Mann-Whitney

Plant Bowen Client: Southern Company Data: Bowen 1, 2, 9, & 10

	GWA-4RZ	GWA-4RZ
2/22/2017	0.022 (J)	
4/7/2017	0.0082 (J)	
6/14/2017	0.008 (J)	
7/12/2017	0.0082 (J)	
7/20/2017	0.0091 (J)	
7/28/2017	<0.04	
8/9/2017	0.0071 (J)	
8/24/2017	0.0062 (J)	
10/3/2017	0.006 (J)	
3/21/2018	0.0062 (J)	
9/18/2018	0.0096 (J)	
3/21/2019	0.0066 (J)	
9/13/2019	0.012 (J)	
3/12/2020	0.014 (J)	
9/17/2020	0.015 (J)	
3/16/2021	0.0092 (J)	
8/10/2021	0.01 (J)	
2/3/2022	<0.04	
8/17/2022	<0.04	
2/17/2023	<0.04	
7/28/2023	<0.04	
2/27/2024		<0.04
8/8/2024		<0.04
2/28/2025		0.0067 (J)
9/3/2025		0.0065 (J)

ND substitution: RL or RL/2 if <15% NDs.

Mann-Whitney (Wilcoxon Rank Sum)

Constituent: Boron (mg/L) Analysis Run 8/10/2026 4:31 PM View: Appendix III Mann-Whitney

Plant Bowen Client: Southern Company Data: Bowen 1, 2, 9, & 10

	GWA-39RZ	GWA-39RZ
2/21/2017	0.0218 (J)	
3/27/2017	0.0262 (J)	
6/8/2017	0.0067 (J)	
7/17/2017	0.0165 (J)	
7/27/2017	0.0138 (J)	
8/9/2017	0.0069 (J)	
9/29/2017	0.0066 (J)	
3/16/2018	0.0067 (J)	
9/14/2018	0.0059 (J)	
3/14/2019	0.0059 (J)	
9/11/2019	0.0081 (J)	
3/9/2020	0.0065 (J)	
9/16/2020	0.015 (J)	
3/16/2021	<0.04	
8/6/2021	<0.04	
2/2/2022	<0.04	
8/16/2022	<0.04	
2/14/2023	<0.04	
7/25/2023	<0.04	
2/19/2024		<0.04
8/1/2024		<0.04
2/26/2025		<0.04
8/28/2025		<0.04

ND substitution: RL or RL/2 if <15% NDs.

Mann-Whitney (Wilcoxon Rank Sum)

Constituent: Boron (mg/L) Analysis Run 8/10/2026 4:31 PM View: Appendix III Mann-Whitney

Plant Bowen Client: Southern Company Data: Bowen 1, 2, 9, & 10

	GWA-39Z	GWA-39Z
3/14/2016	<0.04	
5/11/2016	<0.04	
7/19/2016	0.0168 (J)	
9/15/2016	0.0067 (J)	
11/2/2016	<0.04	
1/18/2017	<0.04	
3/28/2017	<0.04	
6/7/2017	0.0154 (J)	
9/26/2017	<0.04	
3/14/2018	<0.04	
9/12/2018	<0.04	
3/15/2019	0.005 (J)	
9/9/2019	<0.04	
3/9/2020	<0.04	
9/10/2020	<0.04	
3/12/2021	0.011 (J)	
8/4/2021	<0.04	
1/31/2022	<0.04	
8/10/2022	<0.04	
2/13/2023	<0.04	
7/26/2023	0.012 (J)	
2/19/2024		<0.04
8/1/2024		<0.04
2/25/2025		<0.04
8/28/2025		<0.04

ND substitution: RL or RL/2 if <15% NDs.

Mann-Whitney (Wilcoxon Rank Sum)

Constituent: Boron (mg/L) Analysis Run 8/10/2026 4:31 PM View: Appendix III Mann-Whitney

Plant Bowen Client: Southern Company Data: Bowen 1, 2, 9, & 10

	GWA-40	GWA-40
3/15/2016	<0.04	
5/11/2016	<0.04	
7/21/2016	<0.04	
9/15/2016	<0.04	
11/3/2016	0.0125 (J)	
1/17/2017	<0.04	
3/24/2017	<0.04	
5/24/2017	<0.04	
9/26/2017	0.0075 (J)	
3/14/2018	0.0093 (J)	
9/12/2018	<0.04	
3/13/2019	<0.04	
9/9/2019	<0.04	
3/9/2020	0.0074 (J)	
9/11/2020	<0.04	
3/10/2021	<0.04	
8/4/2021	<0.04	
1/31/2022	<0.04	
8/12/2022	<0.04	
2/13/2023	<0.04	
7/26/2023	0.0091 (J)	
2/19/2024		<0.04
8/1/2024		<0.04
2/25/2025		<0.04
8/27/2025		<0.04

ND substitution: RL or RL/2 if <15% NDs.

Mann-Whitney (Wilcoxon Rank Sum)

Constituent: Boron (mg/L) Analysis Run 8/10/2026 4:31 PM View: Appendix III Mann-Whitney

Plant Bowen Client: Southern Company Data: Bowen 1, 2, 9, & 10

	GWA-41	GWA-41
3/15/2016	<0.04	
5/12/2016	<0.04	
7/20/2016	<0.04	
9/15/2016	<0.04	
11/3/2016	<0.04	
1/18/2017	<0.04	
3/24/2017	0.0154 (J)	
6/6/2017	<0.04	
9/25/2017	<0.04	
3/14/2018	0.011 (J)	
9/12/2018	<0.04	
3/14/2019	0.007 (J)	
9/10/2019	<0.04	
3/6/2020	0.013 (J)	
9/10/2020	<0.04	
3/11/2021	0.0075 (J)	
8/4/2021	<0.04	
1/31/2022	<0.04	
8/11/2022	<0.04	
2/13/2023	<0.04	
7/25/2023	0.012 (J)	
2/19/2024		<0.04
8/1/2024		<0.04
2/25/2025		0.0094 (J)
8/28/2025		<0.04

ND substitution: RL or RL/2 if <15% NDs.

Mann-Whitney (Wilcoxon Rank Sum)

Constituent: Boron (mg/L) Analysis Run 8/10/2026 4:31 PM View: Appendix III Mann-Whitney

Plant Bowen Client: Southern Company Data: Bowen 1, 2, 9, & 10

	GWA-41R	GWA-41R
3/15/2016	<0.04	
5/13/2016	<0.04	
7/21/2016	0.01 (J)	
9/21/2016	0.0084 (J)	
11/3/2016	<0.04	
1/17/2017	<0.04	
3/27/2017	0.0173 (J)	
6/6/2017	0.0126 (J)	
9/25/2017	0.0141 (J)	
3/14/2018	0.014 (J)	
9/12/2018	0.013 (J)	
3/14/2019	0.015 (J)	
9/10/2019	0.015 (J)	
3/9/2020	0.021 (J)	
9/10/2020	0.016 (J)	
3/10/2021	0.0098 (J)	
8/4/2021	0.01 (J)	
1/31/2022	0.016 (J)	
8/11/2022	<0.04	
2/13/2023	0.017 (J)	
7/25/2023	0.011 (J)	
2/19/2024		0.012 (J)
8/1/2024		<0.04
2/25/2025		0.017 (J)
8/27/2025		0.0095 (J)

ND substitution: RL or RL/2 if <15% NDs.

Mann-Whitney (Wilcoxon Rank Sum)

Constituent: Boron (mg/L) Analysis Run 8/10/2026 4:31 PM View: Appendix III Mann-Whitney

Plant Bowen Client: Southern Company Data: Bowen 1, 2, 9, & 10

	GWA-42	GWA-42
3/11/2016	<0.04	
5/16/2016	<0.04	
7/22/2016	0.0076 (J)	
9/19/2016	<0.04	
11/3/2016	<0.04	
1/17/2017	<0.04	
3/27/2017	0.0101 (J)	
6/7/2017	0.012 (J)	
9/26/2017	<0.04	
3/14/2018	<0.04	
9/14/2018	<0.04	
3/14/2019	<0.04	
9/10/2019	<0.04	
3/6/2020	0.0068 (J)	
9/10/2020	<0.04	
3/11/2021	<0.04	
8/4/2021	<0.04	
1/31/2022	<0.04	
8/10/2022	<0.04	
2/13/2023	<0.04	
7/26/2023	<0.04	
2/20/2024		0.031 (J)
8/1/2024		<0.04
2/25/2025		<0.04
8/28/2025		<0.04

ND substitution: RL or RL/2 if <15% NDs.

Mann-Whitney (Wilcoxon Rank Sum)

Constituent: Boron (mg/L) Analysis Run 8/10/2026 4:31 PM View: Appendix III Mann-Whitney

Plant Bowen Client: Southern Company Data: Bowen 1, 2, 9, & 10

	GWA-43	GWA-43
3/11/2016	<0.04	
5/13/2016	<0.04	
7/19/2016	0.0072 (J)	
9/16/2016	<0.04	
11/2/2016	<0.04	
1/18/2017	<0.04	
3/28/2017	<0.04	
6/6/2017	0.0339 (J)	
9/22/2017	<0.04	
3/14/2018	<0.04	
9/12/2018	<0.04	
3/13/2019	<0.04	
9/11/2019	0.0059 (J)	
3/9/2020	<0.04	
9/11/2020	<0.04	
3/11/2021	<0.04	
8/6/2021	<0.04	
1/31/2022	<0.04	
8/11/2022	<0.04	
2/14/2023	<0.04	
7/25/2023	<0.04	
2/20/2024		0.02 (J)
8/2/2024		<0.04
2/25/2025		<0.04
8/28/2025		<0.04

ND substitution: RL or RL/2 if <15% NDs.

Mann-Whitney (Wilcoxon Rank Sum)

Constituent: Boron (mg/L) Analysis Run 8/10/2026 4:31 PM View: Appendix III Mann-Whitney

Plant Bowen Client: Southern Company Data: Bowen 1, 2, 9, & 10

	GWA-43R	GWA-43R
3/11/2016	<0.04	
5/13/2016	<0.04	
7/19/2016	0.0196 (J)	
9/16/2016	0.0246 (J)	
11/2/2016	0.0279 (J)	
1/18/2017	0.0336 (J)	
3/28/2017	0.0313 (J)	
6/6/2017	0.0257 (J)	
9/22/2017	0.0294 (J)	
3/15/2018	0.018 (J)	
9/12/2018	0.018 (J)	
3/13/2019	0.012 (J)	
9/11/2019	0.021 (J)	
3/9/2020	0.017 (J)	
9/14/2020	0.018 (J)	
3/11/2021	0.017 (J)	
8/5/2021	0.0098 (J)	
1/31/2022	0.011 (J)	
8/10/2022	0.01 (J)	
2/13/2023	<0.04	
7/25/2023	0.012 (J)	
2/20/2024		<0.04
8/2/2024		0.015 (J)
2/25/2025		0.011 (J)
8/28/2025		0.0099 (J)

ND substitution: RL or RL/2 if <15% NDs.

Mann-Whitney (Wilcoxon Rank Sum)

Constituent: Boron (mg/L) Analysis Run 8/10/2026 4:31 PM View: Appendix III Mann-Whitney

Plant Bowen Client: Southern Company Data: Bowen 1, 2, 9, & 10

	GWA-50	GWA-50
3/28/2016	<0.04	
5/23/2016	<0.04	
8/1/2016	0.0075 (J)	
9/26/2016	<0.04	
11/10/2016	0.0071 (J)	
1/30/2017	<0.04	
4/7/2017	0.008 (J)	
6/12/2017	<0.04	
10/2/2017	<0.04	
3/16/2018	<0.04	
9/17/2018	<0.04	
3/19/2019	<0.04	
9/13/2019	<0.04	
3/11/2020	0.0063 (J)	
9/16/2020	<0.04	
3/17/2021	<0.04	
8/9/2021	<0.04	
2/1/2022	<0.04	
8/16/2022	<0.04	
2/16/2023	<0.04	
7/28/2023	<0.04	
2/22/2024		<0.04
8/8/2024		<0.04
2/27/2025		<0.04
9/2/2025		<0.04

ND substitution: RL or RL/2 if <15% NDs.

Mann-Whitney (Wilcoxon Rank Sum)

Constituent: Boron (mg/L) Analysis Run 8/10/2026 4:31 PM View: Appendix III Mann-Whitney

Plant Bowen Client: Southern Company Data: Bowen 1, 2, 9, & 10

	GWA-50R	GWA-50R
3/28/2016	<0.04	
5/25/2016	<0.04	
8/1/2016	0.0056 (J)	
9/26/2016	<0.04	
11/11/2016	0.0193 (J)	
1/30/2017	<0.04	
4/3/2017	<0.04	
6/12/2017	<0.04	
10/2/2017	<0.04	
3/16/2018	<0.04	
9/18/2018	<0.04	
3/19/2019	<0.04	
9/12/2019	<0.04	
3/11/2020	0.007 (J)	
9/15/2020	<0.04	
3/17/2021	<0.04	
8/9/2021	<0.04	
2/2/2022	<0.04	
8/17/2022	<0.04	
2/16/2023	<0.04	
7/28/2023	<0.04	
2/22/2024		<0.04
8/8/2024		<0.04
2/28/2025		<0.04
9/2/2025		<0.04

ND substitution: RL or RL/2 if <15% NDs.

Mann-Whitney (Wilcoxon Rank Sum)

Constituent: Boron (mg/L) Analysis Run 8/10/2026 4:31 PM View: Appendix III Mann-Whitney

Plant Bowen Client: Southern Company Data: Bowen 1, 2, 9, & 10

	GWC-5	GWC-5
3/28/2016	<0.04	
5/25/2016	<0.04	
8/1/2016	0.0171 (J)	
9/27/2016	<0.04	
11/11/2016	0.0083 (J)	
1/31/2017	<0.04	
4/3/2017	<0.04	
6/12/2017	<0.04	
10/3/2017	<0.04	
3/19/2018	0.0041 (J)	
9/17/2018	<0.04	
3/20/2019	<0.04	
9/16/2019	0.0051 (J)	
3/16/2020	<0.04	
9/16/2020	<0.04	
3/17/2021	<0.04	
8/9/2021	<0.04	
2/2/2022	<0.04	
8/16/2022	<0.04	
2/20/2023	<0.04	
7/28/2023	<0.04	
2/26/2024		<0.04
8/8/2024		<0.04
2/27/2025		<0.04
9/3/2025		<0.04

ND substitution: RL or RL/2 if <15% NDs.

Mann-Whitney (Wilcoxon Rank Sum)

Constituent: Boron (mg/L) Analysis Run 8/10/2026 4:31 PM View: Appendix III Mann-Whitney

Plant Bowen Client: Southern Company Data: Bowen 1, 2, 9, & 10

	GWC-6	GWC-6
3/29/2016	<0.04	
5/24/2016	<0.04	
8/1/2016	<0.04	
9/26/2016	<0.04	
11/18/2016	<0.04	
2/1/2017	<0.04	
4/6/2017	<0.04	
6/13/2017	<0.04	
10/3/2017	<0.04	
3/19/2018	<0.04	
9/17/2018	<0.04	
3/21/2019	<0.04	
9/16/2019	<0.04	
3/12/2020	0.0061 (J)	
9/16/2020	<0.04	
3/17/2021	<0.04	
8/10/2021	<0.04	
2/2/2022	<0.04	
8/17/2022	<0.04	
2/17/2023	<0.04	
7/31/2023	<0.04	
2/26/2024		<0.04
8/8/2024		<0.04
2/27/2025		<0.04
9/3/2025		<0.04

ND substitution: RL or RL/2 if <15% NDs.

Mann-Whitney (Wilcoxon Rank Sum)

Constituent: Boron (mg/L) Analysis Run 8/10/2026 4:31 PM View: Appendix III Mann-Whitney

Plant Bowen Client: Southern Company Data: Bowen 1, 2, 9, & 10

	GWC-6RZ	GWC-6RZ
3/29/2016	<0.04	
5/24/2016	<0.04	
8/1/2016	<0.04	
9/26/2016	<0.04	
11/14/2016	<0.04	
2/1/2017	<0.04	
4/6/2017	<0.04	
6/13/2017	<0.04	
10/3/2017	<0.04	
3/20/2018	0.0073 (J)	
9/17/2018	0.0046 (J)	
3/21/2019	<0.04	
9/16/2019	<0.04	
3/12/2020	0.0052 (J)	
9/16/2020	<0.04	
3/17/2021	<0.04	
8/10/2021	<0.04	
2/2/2022	<0.04	
8/17/2022	<0.04	
2/17/2023	<0.04	
7/28/2023	<0.04	
2/26/2024		<0.04
8/8/2024		<0.04
2/27/2025		<0.04
9/2/2025		<0.04

ND substitution: RL or RL/2 if <15% NDs.

Mann-Whitney (Wilcoxon Rank Sum)

Constituent: Boron (mg/L) Analysis Run 8/10/2026 4:31 PM View: Appendix III Mann-Whitney

Plant Bowen Client: Southern Company Data: Bowen 1, 2, 9, & 10

	GWC-7Z	GWC-7Z
5/31/2016	<0.04	
8/2/2016	0.0093 (J)	
9/27/2016	0.0073 (J)	
11/21/2016	0.008 (J)	
2/1/2017	<0.04	
4/6/2017	<0.04	
6/13/2017	<0.04	
7/14/2017	0.007 (J)	
10/3/2017	<0.04	
3/20/2018	0.0064 (J)	
9/18/2018	0.0045 (J)	
3/21/2019	<0.04	
9/13/2019	0.0065 (J)	
3/12/2020	0.0057 (J)	
9/16/2020	0.0052 (J)	
3/17/2021	<0.04	
8/10/2021	<0.04	
2/2/2022	<0.04	
8/17/2022	0.011 (J)	
2/20/2023	<0.04	
7/31/2023	<0.04	
2/26/2024		<0.04
8/8/2024		<0.04
2/27/2025		<0.04
9/3/2025		<0.04

ND substitution: RL or RL/2 if <15% NDs.

Mann-Whitney (Wilcoxon Rank Sum)

Constituent: Boron (mg/L) Analysis Run 8/10/2026 4:31 PM View: Appendix III Mann-Whitney

Plant Bowen Client: Southern Company Data: Bowen 1, 2, 9, & 10

	GWC-8RR	GWC-8RR
3/30/2016	<0.04	
5/24/2016	<0.04	
8/2/2016	0.0052 (J)	
9/27/2016	<0.04	
11/22/2016	0.0115 (J)	
2/6/2017	<0.04	
4/6/2017	<0.04	
6/14/2017	<0.04	
10/4/2017	<0.04	
3/21/2018	<0.04	
9/18/2018	<0.04	
3/27/2019	0.0078 (J)	
9/16/2019	<0.04	
3/12/2020	<0.04	
9/17/2020	<0.04	
3/17/2021	<0.04	
8/10/2021	<0.04	
2/2/2022	<0.04	
8/17/2022	<0.04	
2/21/2023	<0.04	
7/31/2023	<0.04	
2/27/2024		<0.04
8/12/2024		<0.04
3/4/2025		<0.04
9/3/2025		<0.04

ND substitution: RL or RL/2 if <15% NDs.

Mann-Whitney (Wilcoxon Rank Sum)

Constituent: Boron (mg/L) Analysis Run 8/10/2026 4:31 PM View: Appendix III Mann-Whitney

Plant Bowen Client: Southern Company Data: Bowen 1, 2, 9, & 10

	GWC-8Z	GWC-8Z
3/22/2016	<0.04	
5/25/2016	<0.04	
8/2/2016	0.0052 (J)	
9/26/2016	<0.04	
11/21/2016	<0.04	
2/3/2017	<0.04	
4/7/2017	<0.04	
6/13/2017	<0.04	
10/3/2017	<0.04	
3/20/2018	<0.04	
9/18/2018	<0.04	
5/6/2019	0.0065 (J)	
9/16/2019	<0.04	
3/16/2020	<0.04	
9/17/2020	<0.04	
3/18/2021	<0.04	
8/10/2021	<0.04	
2/2/2022	<0.04	
8/17/2022	0.012 (J)	
2/20/2023	<0.04	
7/31/2023	<0.04	
2/26/2024		<0.04
8/12/2024		<0.04
2/28/2025		<0.04
9/3/2025		<0.04

ND substitution: RL or RL/2 if <15% NDs.

Mann-Whitney (Wilcoxon Rank Sum)

Constituent: Boron (mg/L) Analysis Run 8/10/2026 4:31 PM View: Appendix III Mann-Whitney

Plant Bowen Client: Southern Company Data: Bowen 1, 2, 9, & 10

	GWC-9	GWC-9
3/30/2016	<0.04	
5/26/2016	<0.04	
8/5/2016	<0.04	
9/28/2016	<0.04	
11/21/2016	<0.04	
2/6/2017	<0.04	
4/6/2017	<0.04	
6/13/2017	<0.04	
10/3/2017	<0.04	
3/20/2018	0.0096 (J)	
9/18/2018	<0.04	
3/21/2019	0.006 (J)	
9/16/2019	<0.04	
3/12/2020	0.0058 (J)	
9/17/2020	<0.04	
3/18/2021	<0.04	
8/10/2021	<0.04	
2/2/2022	<0.04	
8/17/2022	<0.04	
2/21/2023	<0.04	
7/31/2023	<0.04	
2/27/2024		<0.04
8/12/2024		<0.04
2/28/2025		0.0069 (J)
9/3/2025		<0.04

ND substitution: RL or RL/2 if <15% NDs.

Mann-Whitney (Wilcoxon Rank Sum)

Constituent: Boron (mg/L) Analysis Run 8/10/2026 4:31 PM View: Appendix III Mann-Whitney

Plant Bowen Client: Southern Company Data: Bowen 1, 2, 9, & 10

	GWC-10	GWC-10
3/31/2016	<0.04	
5/26/2016	<0.04	
8/5/2016	<0.04	
9/28/2016	<0.04	
11/22/2016	<0.04	
2/7/2017	<0.04	
4/10/2017	<0.04	
6/14/2017	<0.04	
10/4/2017	<0.04	
3/20/2018	0.004 (J)	
9/18/2018	<0.04	
3/22/2019	<0.04	
9/17/2019	<0.04	
3/12/2020	<0.04	
9/17/2020	<0.04	
3/18/2021	<0.04	
8/10/2021	<0.04	
2/4/2022	<0.04	
8/17/2022	<0.04	
2/20/2023	<0.04	
7/31/2023	<0.04	
2/27/2024		<0.04
8/12/2024		<0.04
2/28/2025		<0.04
9/3/2025		<0.04

ND substitution: RL or RL/2 if <15% NDs.

Mann-Whitney (Wilcoxon Rank Sum)

Constituent: Boron (mg/L) Analysis Run 8/10/2026 4:31 PM View: Appendix III Mann-Whitney

Plant Bowen Client: Southern Company Data: Bowen 1, 2, 9, & 10

	GWC-10R	GWC-10R
3/31/2016	<0.04	
5/26/2016	<0.04	
8/3/2016	0.0096 (J)	
9/28/2016	0.0169 (J)	
11/22/2016	0.0067 (J)	
2/7/2017	<0.04	
4/10/2017	<0.04	
6/14/2017	<0.04	
10/4/2017	<0.04	
3/21/2018	<0.04	
9/18/2018	<0.04	
3/22/2019	<0.04	
9/17/2019	<0.04	
3/12/2020	0.005 (J)	
9/17/2020	<0.04	
3/18/2021	<0.04	
8/11/2021	<0.04	
2/4/2022	<0.04	
8/18/2022	<0.04	
2/20/2023	<0.04	
7/31/2023	<0.04	
2/27/2024		<0.04
8/12/2024		<0.04
3/3/2025		<0.04
9/3/2025		<0.04

ND substitution: RL or RL/2 if <15% NDs.

Mann-Whitney (Wilcoxon Rank Sum)

Constituent: Boron (mg/L) Analysis Run 8/10/2026 4:31 PM View: Appendix III Mann-Whitney

Plant Bowen Client: Southern Company Data: Bowen 1, 2, 9, & 10

	GWC-11	GWC-11
4/4/2016	<0.04	
5/26/2016	<0.04	
8/3/2016	0.006 (J)	
9/28/2016	<0.04	
11/22/2016	<0.04	
2/8/2017	0.0085 (J)	
4/10/2017	<0.04	
6/15/2017	<0.04	
10/4/2017	<0.04	
3/21/2018	<0.04	
9/18/2018	<0.04	
3/23/2019	<0.04	
9/17/2019	<0.04	
3/12/2020	<0.04	
9/21/2020	<0.04	
3/19/2021	<0.04	
8/11/2021	<0.04	
2/4/2022	<0.04	
8/18/2022	<0.04	
2/20/2023	<0.04	
8/1/2023	<0.04	
2/28/2024		<0.04
8/13/2024		<0.04
3/4/2025		<0.04
9/3/2025		<0.04

ND substitution: RL or RL/2 if <15% NDs.

Mann-Whitney (Wilcoxon Rank Sum)

Constituent: Boron (mg/L) Analysis Run 8/10/2026 4:31 PM View: Appendix III Mann-Whitney

Plant Bowen Client: Southern Company Data: Bowen 1, 2, 9, & 10

	GWC-11R	GWC-11R
4/4/2016	<0.04	
5/26/2016	<0.04	
8/4/2016	0.0051 (J)	
9/28/2016	<0.04	
11/22/2016	0.0072 (J)	
2/8/2017	0.0069 (J)	
4/10/2017	<0.04	
6/15/2017	<0.04	
10/4/2017	0.0065 (J)	
3/22/2018	<0.04	
9/18/2018	<0.04	
3/23/2019	<0.04	
9/17/2019	<0.04	
3/12/2020	0.0058 (J)	
9/21/2020	<0.04	
3/19/2021	<0.04	
8/11/2021	<0.04	
2/4/2022	<0.04	
8/18/2022	<0.04	
2/20/2023	<0.04	
8/1/2023	<0.04	
2/28/2024		<0.04
8/12/2024		<0.04
3/3/2025		<0.04
9/3/2025		<0.04

ND substitution: RL or RL/2 if <15% NDs.

Mann-Whitney (Wilcoxon Rank Sum)

Constituent: Boron (mg/L) Analysis Run 8/10/2026 4:31 PM View: Appendix III Mann-Whitney

Plant Bowen Client: Southern Company Data: Bowen 1, 2, 9, & 10

	GWC-13	GWC-13
4/4/2016	<0.04	
5/31/2016	<0.04	
8/4/2016	0.0097 (J)	
9/29/2016	0.0192 (J)	
11/28/2016	0.0124 (J)	
2/9/2017	0.0157 (J)	
4/12/2017	0.0183 (J)	
6/16/2017	0.0269 (J)	
10/9/2017	0.0383 (J)	
3/21/2018	0.021 (J)	
9/19/2018	0.026 (J)	
3/23/2019	0.012 (J)	
9/18/2019	0.017 (J)	
3/13/2020	0.014 (J)	
9/22/2020	0.0087 (J)	
3/18/2021	0.0091 (J)	
8/11/2021	<0.04	
2/17/2022	0.015 (J)	
8/18/2022	<0.04	
2/22/2023	<0.04	
8/1/2023	0.012 (J)	
2/27/2024		<0.04
8/12/2024		0.024 (J)
3/3/2025		0.012 (J)
9/3/2025		0.02 (J)

ND substitution: RL or RL/2 if <15% NDs.

Mann-Whitney (Wilcoxon Rank Sum)

Constituent: Boron (mg/L) Analysis Run 8/10/2026 4:31 PM View: Appendix III Mann-Whitney

Plant Bowen Client: Southern Company Data: Bowen 1, 2, 9, & 10

	GWC-13RZ	GWC-13RZ
4/4/2016	<0.04	
6/1/2016	<0.04	
2/22/2017	0.02 (J)	
4/11/2017	<0.04	
6/16/2017	0.0163 (J)	
7/12/2017	0.0117 (J)	
7/28/2017	0.0071 (J)	
8/10/2017	0.0093 (J)	
10/6/2017	0.0148 (J)	
3/23/2018	0.017 (J)	
9/20/2018	0.016 (J)	
3/22/2019	0.013 (J)	
9/19/2019	0.014 (J)	
3/17/2020	0.017 (J)	
9/22/2020	0.01 (J)	
3/19/2021	0.014 (J)	
8/12/2021	0.014 (J)	
2/4/2022	0.017 (J)	
8/19/2022	0.015 (J)	
2/22/2023	0.013 (J)	
8/2/2023	0.012 (J)	
2/28/2024		0.015 (J)
8/13/2024		<0.04
3/4/2025		0.017 (J)
9/4/2025		0.016 (J)

ND substitution: RL or RL/2 if <15% NDs.

Mann-Whitney (Wilcoxon Rank Sum)

Constituent: Boron (mg/L) Analysis Run 8/10/2026 4:31 PM View: Appendix III Mann-Whitney

Plant Bowen Client: Southern Company Data: Bowen 1, 2, 9, & 10

	GWC-14Z	GWC-14Z
4/5/2016	<0.04	
6/1/2016	<0.04	
8/9/2016	0.0996 (JO)	
11/28/2016	0.0072 (J)	
2/9/2017	<0.04	
4/11/2017	<0.04	
6/14/2017	<0.04	
7/12/2017	<0.04	
10/5/2017	0.0068 (J)	
3/22/2018	<0.04	
9/19/2018	<0.04	
3/22/2019	<0.04	
9/17/2019	<0.04	
3/13/2020	0.0081 (J)	
9/21/2020	<0.04	
3/18/2021	<0.04	
8/11/2021	<0.04	
2/4/2022	<0.04	
8/18/2022	<0.04	
2/22/2023	<0.04	
8/1/2023	<0.04	
2/28/2024		<0.04
8/13/2024		<0.04
3/3/2025		<0.04
9/4/2025		<0.04

ND substitution: RL or RL/2 if <15% NDs.

Mann-Whitney (Wilcoxon Rank Sum)

Constituent: Boron (mg/L) Analysis Run 8/10/2026 4:31 PM View: Appendix III Mann-Whitney

Plant Bowen Client: Southern Company Data: Bowen 1, 2, 9, & 10

	GWC-15R	GWC-15R
4/5/2016	<0.04	
5/31/2016	<0.04	
8/4/2016	<0.04	
9/29/2016	0.0106 (J)	
11/23/2016	0.0099 (J)	
2/10/2017	<0.04	
4/12/2017	0.009 (J)	
6/15/2017	<0.04	
10/6/2017	<0.04	
3/23/2018	0.0053 (J)	
9/19/2018	0.0049 (J)	
3/25/2019	<0.04	
9/17/2019	<0.04	
3/13/2020	0.0064 (J)	
9/21/2020	0.0075 (J)	
3/18/2021	<0.04	
8/11/2021	<0.04	
2/4/2022	<0.04	
8/19/2022	<0.04	
2/22/2023	<0.04	
8/2/2023	<0.04	
2/28/2024		<0.04
8/13/2024		<0.04
3/3/2025		<0.04
9/4/2025		<0.04

ND substitution: RL or RL/2 if <15% NDs.

Mann-Whitney (Wilcoxon Rank Sum)

Constituent: Boron (mg/L) Analysis Run 8/10/2026 4:31 PM View: Appendix III Mann-Whitney

Plant Bowen Client: Southern Company Data: Bowen 1, 2, 9, & 10

	GWC-15Z	GWC-15Z
4/5/2016	<0.04	
5/31/2016	<0.04	
11/23/2016	0.0076 (J)	
2/10/2017	<0.04	
4/11/2017	<0.04	
6/15/2017	<0.04	
7/12/2017	<0.04	
7/26/2017	<0.04	
10/6/2017	0.0071 (J)	
3/23/2018	0.0092 (J)	
9/19/2018	0.0046 (J)	
3/22/2019	<0.04	
9/17/2019	<0.04	
3/13/2020	0.0054 (J)	
9/21/2020	<0.04	
3/18/2021	<0.04	
8/11/2021	<0.04	
2/7/2022	<0.04	
8/19/2022	<0.04	
2/22/2023	<0.04	
8/1/2023	<0.04	
2/28/2024		<0.04
8/13/2024		<0.04
3/3/2025		<0.04
9/4/2025		<0.04

ND substitution: RL or RL/2 if <15% NDs.

Mann-Whitney (Wilcoxon Rank Sum)

Constituent: Boron (mg/L) Analysis Run 8/10/2026 4:31 PM View: Appendix III Mann-Whitney

Plant Bowen Client: Southern Company Data: Bowen 1, 2, 9, & 10

	GWC-44	GWC-44
3/16/2016	<0.04	
5/16/2016	<0.04	
7/25/2016	<0.04	
9/19/2016	<0.04	
11/3/2016	<0.04	
1/19/2017	<0.04	
3/28/2017	0.0113 (J)	
6/5/2017	0.0157 (J)	
9/26/2017	0.0084 (J)	
3/15/2018	0.014 (J)	
9/12/2018	0.0051 (J)	
3/14/2019	0.018 (J)	
9/11/2019	0.0088 (J)	
3/10/2020	0.019 (J)	
9/15/2020	0.0089 (J)	
3/11/2021	0.016 (J)	
8/4/2021	0.016 (J)	
1/31/2022	0.015 (J)	
8/15/2022	0.011 (J)	
2/14/2023	0.014 (J)	
7/26/2023	<0.04	
2/20/2024		<0.04
8/6/2024		<0.04
2/26/2025		0.0098 (J)
8/28/2025		<0.04

ND substitution: RL or RL/2 if <15% NDs.

Mann-Whitney (Wilcoxon Rank Sum)

Constituent: Boron (mg/L) Analysis Run 8/10/2026 4:31 PM View: Appendix III Mann-Whitney

Plant Bowen Client: Southern Company Data: Bowen 1, 2, 9, & 10

	GWC-45	GWC-45
3/16/2016	<0.04	
5/16/2016	<0.04	
7/25/2016	<0.04	
9/19/2016	<0.04	
11/4/2016	<0.04	
1/23/2017	0.0086 (J)	
3/29/2017	<0.04	
6/7/2017	0.0154 (J)	
9/27/2017	<0.04	
3/15/2018	0.0077 (J)	
9/13/2018	<0.04	
3/14/2019	<0.04	
9/11/2019	<0.04	
3/10/2020	<0.04	
9/11/2020	<0.04	
3/11/2021	<0.04	
8/6/2021	<0.04	
2/1/2022	0.019 (J)	
8/12/2022	<0.04	
2/15/2023	<0.04	
7/26/2023	<0.04	
2/20/2024		<0.04
8/5/2024		<0.04
2/26/2025		<0.04
9/2/2025		<0.04

ND substitution: RL or RL/2 if <15% NDs.

Mann-Whitney (Wilcoxon Rank Sum)

Constituent: Boron (mg/L) Analysis Run 8/10/2026 4:31 PM View: Appendix III Mann-Whitney

Plant Bowen Client: Southern Company Data: Bowen 1, 2, 9, & 10

	GWC-45R	GWC-45R
3/16/2016	<0.04	
5/16/2016	<0.04	
7/25/2016	0.0054 (J)	
9/19/2016	<0.04	
11/3/2016	<0.04	
1/20/2017	<0.04	
3/29/2017	<0.04	
6/7/2017	0.0153 (J)	
9/27/2017	<0.04	
3/15/2018	0.0063 (J)	
9/13/2018	<0.04	
3/14/2019	0.006 (J)	
9/11/2019	<0.04	
3/10/2020	0.009 (J)	
9/11/2020	0.0056 (J)	
3/11/2021	0.006 (J)	
8/6/2021	<0.04	
2/1/2022	0.022 (J)	
8/12/2022	<0.04	
2/15/2023	0.012 (J)	
7/26/2023	0.0088 (J)	
2/20/2024		<0.04
8/5/2024		<0.04
2/26/2025		0.0069 (J)
9/2/2025		0.0071 (J)

ND substitution: RL or RL/2 if <15% NDs.

Mann-Whitney (Wilcoxon Rank Sum)

Constituent: Boron (mg/L) Analysis Run 8/10/2026 4:31 PM View: Appendix III Mann-Whitney

Plant Bowen Client: Southern Company Data: Bowen 1, 2, 9, & 10

	GWC-46R	GWC-46R
3/10/2016	<0.04	
5/17/2016	<0.04	
7/26/2016	0.0047 (J)	
9/20/2016	0.0254 (J)	
11/4/2016	<0.04	
1/20/2017	<0.04	
3/28/2017	<0.04	
6/7/2017	0.0259 (J)	
9/29/2017	<0.04	
3/15/2018	0.0042 (J)	
9/13/2018	<0.04	
3/18/2019	0.022 (J)	
9/11/2019	<0.04	
3/10/2020	<0.04	
9/14/2020	<0.04	
3/11/2021	<0.04	
8/5/2021	<0.04	
1/31/2022	<0.04	
8/15/2022	<0.04	
2/14/2023	<0.04	
7/26/2023	<0.04	
2/21/2024		<0.04
8/5/2024		<0.04
2/26/2025		<0.04
8/29/2025		<0.04
9/24/2025		<0.04

ND substitution: RL or RL/2 if <15% NDs.

Mann-Whitney (Wilcoxon Rank Sum)

Constituent: Boron (mg/L) Analysis Run 8/10/2026 4:31 PM View: Appendix III Mann-Whitney

Plant Bowen Client: Southern Company Data: Bowen 1, 2, 9, & 10

	GWC-47	GWC-47
3/10/2016	<0.04	
5/18/2016	<0.04	
7/27/2016	0.0061 (J)	
9/20/2016	0.0133 (J)	
11/7/2016	0.0079 (J)	
1/23/2017	<0.04	
3/29/2017	<0.04	
6/8/2017	<0.04	
9/27/2017	<0.04	
3/15/2018	<0.04	
9/13/2018	<0.04	
3/15/2019	<0.04	
9/12/2019	<0.04	
3/9/2020	<0.04	
9/14/2020	<0.04	
3/11/2021	<0.04	
8/5/2021	<0.04	
2/1/2022	0.011 (J)	
8/15/2022	<0.04	
2/15/2023	<0.04	
7/27/2023	0.012 (J)	
2/21/2024		<0.04
8/5/2024		<0.04
2/26/2025		<0.04
8/28/2025		<0.04

ND substitution: RL or RL/2 if <15% NDs.

Mann-Whitney (Wilcoxon Rank Sum)

Constituent: Boron (mg/L) Analysis Run 8/10/2026 4:31 PM View: Appendix III Mann-Whitney

Plant Bowen Client: Southern Company Data: Bowen 1, 2, 9, & 10

	GWC-47R	GWC-47R
3/10/2016	<0.04	
5/18/2016	<0.04	
7/27/2016	<0.04	
9/20/2016	0.0109 (J)	
11/4/2016	<0.04	
1/20/2017	<0.04	
3/29/2017	<0.04	
6/8/2017	<0.04	
9/27/2017	<0.04	
3/16/2018	<0.04	
9/13/2018	<0.04	
3/19/2019	<0.04	
9/11/2019	0.0054 (J)	
3/9/2020	0.0051 (J)	
9/15/2020	<0.04	
3/11/2021	<0.04	
8/5/2021	<0.04	
2/1/2022	0.01 (J)	
8/15/2022	<0.04	
2/15/2023	<0.04	
7/27/2023	0.019 (J)	
2/21/2024		<0.04
8/5/2024		<0.04
2/26/2025		<0.04
9/2/2025		<0.04

ND substitution: RL or RL/2 if <15% NDs.

Mann-Whitney (Wilcoxon Rank Sum)

Constituent: Boron (mg/L) Analysis Run 8/10/2026 4:31 PM View: Appendix III Mann-Whitney

Plant Bowen Client: Southern Company Data: Bowen 1, 2, 9, & 10

	GWC-48	GWC-48
3/10/2016	<0.04	
5/17/2016	<0.04	
7/27/2016	0.0058 (J)	
9/20/2016	0.0078 (J)	
11/4/2016	<0.04	
1/23/2017	<0.04	
3/28/2017	<0.04	
6/8/2017	<0.04	
9/29/2017	<0.04	
3/15/2018	<0.04	
9/13/2018	<0.04	
3/15/2019	<0.04	
9/11/2019	<0.04	
3/9/2020	<0.04	
9/14/2020	<0.04	
3/11/2021	<0.04	
8/4/2021	<0.04	
1/31/2022	<0.04	
8/15/2022	<0.04	
2/15/2023	<0.04	
7/26/2023	<0.04	
2/21/2024		<0.04
8/5/2024		<0.04
2/26/2025		<0.04
8/29/2025		<0.04

ND substitution: RL or RL/2 if <15% NDs.

Mann-Whitney (Wilcoxon Rank Sum)

Constituent: Boron (mg/L) Analysis Run 8/10/2026 4:31 PM View: Appendix III Mann-Whitney

Plant Bowen Client: Southern Company Data: Bowen 1, 2, 9, & 10

	GWC-49R	GWC-49R
3/17/2016	<0.04	
5/18/2016	<0.04	
7/27/2016	0.0108 (J)	
9/21/2016	0.0139 (J)	
11/4/2016	<0.04	
1/24/2017	<0.04	
3/29/2017	<0.04	
6/8/2017	<0.04	
9/29/2017	<0.04	
3/15/2018	<0.04	
9/13/2018	<0.04	
3/18/2019	0.0099 (J)	
9/11/2019	<0.04	
3/11/2020	<0.04	
9/11/2020	0.0057 (J)	
3/15/2021	0.01 (J)	
8/11/2021	<0.04	
2/1/2022	<0.04	
8/15/2022	<0.04	
2/14/2023	<0.04	
7/27/2023	<0.04	
2/21/2024		<0.04
8/6/2024		<0.04
2/26/2025		<0.04
8/29/2025		<0.04

ND substitution: RL or RL/2 if <15% NDs.

Mann-Whitney (Wilcoxon Rank Sum)

Constituent: Boron (mg/L) Analysis Run 8/10/2026 4:31 PM View: Appendix III Mann-Whitney

Plant Bowen Client: Southern Company Data: Bowen 1, 2, 9, & 10

	GWC-49Z	GWC-49Z
3/17/2016	<0.04	
5/18/2016	<0.04	
7/28/2016	0.007 (J)	
9/21/2016	0.0077 (J)	
11/7/2016	0.0138 (J)	
1/24/2017	<0.04	
3/30/2017	0.0077 (J)	
6/9/2017	<0.04	
9/29/2017	<0.04	
3/15/2018	0.0052 (J)	
9/14/2018	<0.04	
3/19/2019	0.0043 (J)	
9/11/2019	<0.04	
3/9/2020	0.0055 (J)	
9/14/2020	<0.04	
3/15/2021	0.0066 (J)	
8/5/2021	<0.04	
2/1/2022	0.0087 (J)	
8/15/2022	<0.04	
2/14/2023	<0.04	
7/27/2023	<0.04	
2/21/2024		<0.04
8/6/2024		<0.04
2/26/2025		<0.04
8/29/2025		<0.04

ND substitution: RL or RL/2 if <15% NDs.

Mann-Whitney (Wilcoxon Rank Sum)

Constituent: Calcium (mg/L) Analysis Run 8/10/2026 4:31 PM View: Appendix III Mann-Whitney

Plant Bowen Client: Southern Company Data: Bowen 1, 2, 9, & 10

	GWA-1	GWA-1
3/22/2016	32.6	
5/19/2016	33.4	
7/29/2016	26	
9/23/2016	28.8	
11/9/2016	27.9	
1/30/2017	29.2	
3/30/2017	30	
6/9/2017	30.9	
10/2/2017	31.5	
3/16/2018	28.5	
9/17/2018	30.8	
3/20/2019	30.1	
9/12/2019	31.9	
3/11/2020	31.8	
9/15/2020	30.8	
3/16/2021	34.6	
8/9/2021	32	
2/1/2022	34.1	
8/16/2022	34	
2/16/2023	33.3	
7/27/2023	29.1	
2/22/2024		31.8
8/7/2024		31.6
2/27/2025		33.4
9/2/2025		35

Mann-Whitney (Wilcoxon Rank Sum)

Constituent: Calcium (mg/L) Analysis Run 8/10/2026 4:31 PM View: Appendix III Mann-Whitney

Plant Bowen Client: Southern Company Data: Bowen 1, 2, 9, & 10

	GWA-2	GWA-2
3/23/2016	54.1	
5/20/2016	23.9	
7/29/2016	25.3	
9/23/2016	26.6	
11/9/2016	16.1	
1/31/2017	5.68	
3/30/2017	25.2	
6/12/2017	34.2	
10/2/2017	1.69	
3/19/2018	63	
9/14/2018	2.4	
3/20/2019	4.3	
9/12/2019	1.8	
3/11/2020	66.6	
9/15/2020	18.4	
3/17/2021	40.4	
8/9/2021	41	
2/1/2022	48	
8/16/2022	39.5	
2/16/2023	60.5	
7/27/2023	23.3	
2/22/2024		45.6
8/7/2024		32.3
2/27/2025		41.7
9/2/2025		35.4

Mann-Whitney (Wilcoxon Rank Sum)

Constituent: Calcium (mg/L) Analysis Run 8/10/2026 4:31 PM View: Appendix III Mann-Whitney

Plant Bowen Client: Southern Company Data: Bowen 1, 2, 9, & 10

	GWA-2R	GWA-2R
3/23/2016	46.5	
5/19/2016	24.6	
7/29/2016	14.9	
9/22/2016	15	
11/10/2016	12.6	
1/31/2017	16.5	
4/3/2017	16.6	
6/9/2017	17.8	
10/2/2017	20.6	
3/16/2018	33	
9/14/2018	22.8 (J)	
3/19/2019	59.2	
9/13/2019	27	
3/11/2020	46.8	
9/15/2020	21.4	
3/16/2021	26.7	
8/9/2021	31.5	
2/1/2022	34.1	
8/16/2022	37.9	
2/16/2023	51.6	
7/27/2023	28	
2/26/2024		30.6
8/6/2024		25.5
2/27/2025		66.7
9/2/2025		25.2

Mann-Whitney (Wilcoxon Rank Sum)

Constituent: Calcium (mg/L) Analysis Run 8/10/2026 4:31 PM View: Appendix III Mann-Whitney

Plant Bowen Client: Southern Company Data: Bowen 1, 2, 9, & 10

	GWA-4RZ	GWA-4RZ
2/22/2017	54.7	
4/7/2017	46.8	
6/14/2017	52.4	
7/12/2017	51.1	
7/20/2017	47.5	
7/28/2017	44	
8/9/2017	48.3	
8/24/2017	41.9	
10/3/2017	47.7	
3/21/2018	47.5	
9/18/2018	48.1	
3/21/2019	49.9	
9/13/2019	49.9	
3/12/2020	54.2	
9/17/2020	48.4	
3/16/2021	53.7	
8/10/2021	56.5	
2/3/2022	57.7	
8/17/2022	54.7	
2/17/2023	59.4	
7/28/2023	43	
2/27/2024		63.1
8/8/2024		56.4
2/28/2025		56.6
9/3/2025		55.3

Mann-Whitney (Wilcoxon Rank Sum)

Constituent: Calcium (mg/L) Analysis Run 8/10/2026 4:31 PM View: Appendix III Mann-Whitney

Plant Bowen Client: Southern Company Data: Bowen 1, 2, 9, & 10

	GWA-39RZ	GWA-39RZ
2/21/2017	31.7	
3/27/2017	31.9	
6/8/2017	35	
7/17/2017	35.9	
7/27/2017	34.9	
8/9/2017	33.7	
9/29/2017	33.4	
3/16/2018	32.6	
9/14/2018	29.2	
3/14/2019	33	
9/11/2019	33.8	
3/9/2020	35.6	
9/16/2020	34.9	
3/16/2021	32.4	
8/6/2021	33	
2/2/2022	32.6	
8/16/2022	32	
2/14/2023	31.4	
7/25/2023	35.7	
2/19/2024		34.8
8/1/2024		33.9
2/26/2025		35.4
8/28/2025		33.4

Mann-Whitney (Wilcoxon Rank Sum)

Constituent: Calcium (mg/L) Analysis Run 8/10/2026 4:31 PM View: Appendix III Mann-Whitney

Plant Bowen Client: Southern Company Data: Bowen 1, 2, 9, & 10

	GWA-39Z	GWA-39Z
3/14/2016	20	
5/11/2016	9.76	
7/19/2016	3.04	
9/15/2016	4.78	
11/2/2016	2.46	
1/18/2017	5.46	
3/28/2017	13	
6/7/2017	17	
9/26/2017	24.9	
12/28/2017	17.9	
3/14/2018	26.4	
9/12/2018	25.1	
3/15/2019	20.3 (J)	
9/9/2019	11.3	
3/9/2020	3.2	
9/10/2020	1	
3/12/2021	11	
8/4/2021	10.6	
1/31/2022	12.7	
8/10/2022	8.7	
2/13/2023	12.8	
7/26/2023	12.5	
2/19/2024		10.8
8/1/2024		11.5
2/25/2025		17.4
8/28/2025		11.6

Mann-Whitney (Wilcoxon Rank Sum)

Constituent: Calcium (mg/L) Analysis Run 8/10/2026 4:31 PM View: Appendix III Mann-Whitney

Plant Bowen Client: Southern Company Data: Bowen 1, 2, 9, & 10

	GWA-40	GWA-40
3/15/2016	24	
5/11/2016	22.1	
7/21/2016	19.3	
9/15/2016	18.2	
11/3/2016	18.2	
1/17/2017	22	
3/24/2017	21.1	
5/24/2017	23.5	
9/26/2017	24.1	
3/14/2018	25.7	
9/12/2018	18.4 (J)	
3/13/2019	23.8 (J)	
9/9/2019	15.4	
3/9/2020	29.4	
9/11/2020	17.7	
3/10/2021	22.8	
8/4/2021	17.1	
1/31/2022	18.5	
8/12/2022	18.5	
2/13/2023	18.4	
7/26/2023	18	
2/19/2024		22.1
8/1/2024		19
2/25/2025		26.3
8/27/2025		16.7

Mann-Whitney (Wilcoxon Rank Sum)

Constituent: Calcium (mg/L) Analysis Run 8/10/2026 4:31 PM View: Appendix III Mann-Whitney

Plant Bowen Client: Southern Company Data: Bowen 1, 2, 9, & 10

	GWA-41	GWA-41
3/15/2016	24	
5/12/2016	15.5	
7/20/2016	16.5	
9/15/2016	6.1	
11/3/2016	13.7	
1/18/2017	13.1	
3/24/2017	17.3	
6/6/2017	29.1	
9/25/2017	17.6	
3/14/2018	39.6	
9/12/2018	14.2 (J)	
3/14/2019	22.7 (J)	
9/10/2019	6	
3/6/2020	29.2	
9/10/2020	13.5	
3/11/2021	25.9	
8/4/2021	15.7	
1/31/2022	14.5	
8/11/2022	16.2	
2/13/2023	26.9	
7/25/2023	10.8	
2/19/2024		24.9
8/1/2024		8.5
2/25/2025		31.7
8/28/2025		7.5

Mann-Whitney (Wilcoxon Rank Sum)

Constituent: Calcium (mg/L) Analysis Run 8/10/2026 4:31 PM View: Appendix III Mann-Whitney

Plant Bowen Client: Southern Company Data: Bowen 1, 2, 9, & 10

	GWA-41R	GWA-41R
3/15/2016	38	
5/13/2016	36	
7/21/2016	33.5	
9/21/2016	31.9	
11/3/2016	28.9	
1/17/2017	31.4	
3/27/2017	31.7	
6/6/2017	42.9	
9/25/2017	29.3	
3/14/2018	41.4	
9/12/2018	29	
3/14/2019	31.9	
9/10/2019	29.6	
3/9/2020	25.5	
9/10/2020	22.9	
3/10/2021	40.3	
8/4/2021	38.5	
1/31/2022	39.3	
8/11/2022	39.7	
2/13/2023	38.6	
7/25/2023	36.7	
2/19/2024		44.9
8/1/2024		40
2/25/2025		34
8/27/2025		37.5

Mann-Whitney (Wilcoxon Rank Sum)

Constituent: Calcium (mg/L) Analysis Run 8/10/2026 4:31 PM View: Appendix III Mann-Whitney

Plant Bowen Client: Southern Company Data: Bowen 1, 2, 9, & 10

	GWA-42	GWA-42
3/11/2016	31	
5/16/2016	32	
7/22/2016	28.5	
9/19/2016	28.6	
11/3/2016	26.6	
1/17/2017	28.7	
3/27/2017	30.4	
6/7/2017	31.3	
9/26/2017	29.5	
3/14/2018	32.6	
9/14/2018	30.5	
3/14/2019	32	
9/10/2019	34	
3/6/2020	38	
9/10/2020	31.1	
3/11/2021	34.8	
8/4/2021	34	
1/31/2022	37.3	
8/10/2022	40.5	
2/13/2023	35.7	
7/26/2023	35.7	
2/20/2024		39.4
8/1/2024		36.9
2/25/2025		38.9
8/28/2025		40.9

Mann-Whitney (Wilcoxon Rank Sum)

Constituent: Calcium (mg/L) Analysis Run 8/10/2026 4:31 PM View: Appendix III Mann-Whitney

Plant Bowen Client: Southern Company Data: Bowen 1, 2, 9, & 10

	GWA-43	GWA-43
3/11/2016	13	
5/13/2016	18.7 (O)	
7/19/2016	12	
9/16/2016	8.48	
11/2/2016	11.4	
1/18/2017	6.81	
3/28/2017	5.61	
6/6/2017	4.99	
9/22/2017	4.24	
3/14/2018	3.6	
9/12/2018	3.7	
3/13/2019	2.9	
9/11/2019	3.2	
3/9/2020	2.6	
9/11/2020	9	
3/11/2021	2.1	
8/6/2021	4	
1/31/2022	2.2	
8/11/2022	4.8	
2/14/2023	2.2	
7/25/2023	2.2	
2/20/2024		2
8/2/2024		2
2/25/2025		1.6
8/28/2025		1.8

Mann-Whitney (Wilcoxon Rank Sum)

Constituent: Calcium (mg/L) Analysis Run 8/10/2026 4:31 PM View: Appendix III Mann-Whitney

Plant Bowen Client: Southern Company Data: Bowen 1, 2, 9, & 10

	GWA-43R	GWA-43R
3/11/2016	30	
5/13/2016	27.8	
7/19/2016	25.3	
9/16/2016	27.5	
11/2/2016	26.2	
1/18/2017	26.6	
3/28/2017	29	
6/6/2017	29.3	
9/22/2017	32.2	
12/28/2017	29	
3/15/2018	28	
9/12/2018	28.7	
3/13/2019	29.2	
9/11/2019	29.5	
3/9/2020	31.7	
9/14/2020	31	
3/11/2021	31.2	
8/5/2021	29	
1/31/2022	30.6	
8/10/2022	33.1	
2/13/2023	28.5	
7/25/2023	34.2	
2/20/2024		31.4
8/2/2024		32.8
2/25/2025		23.2
8/28/2025		36.6

Mann-Whitney (Wilcoxon Rank Sum)

Constituent: Calcium (mg/L) Analysis Run 8/10/2026 4:31 PM View: Appendix III Mann-Whitney

Plant Bowen Client: Southern Company Data: Bowen 1, 2, 9, & 10

	GWA-50	GWA-50
3/28/2016	3.89	
5/23/2016	2.16	
8/1/2016	1.37	
9/26/2016	1.86	
11/10/2016	1.86	
1/30/2017	2.86	
4/7/2017	2.34	
6/12/2017	1.87	
10/2/2017	2.53	
3/16/2018	1.8	
9/17/2018	2.3	
3/19/2019	4.2	
9/13/2019	1.9	
3/11/2020	1.6	
9/16/2020	1.7	
3/17/2021	1.4	
8/9/2021	1.5	
2/1/2022	1.5	
8/16/2022	1.6	
2/16/2023	1.4	
7/28/2023	1.3	
2/22/2024		1.7
8/8/2024		1.7
2/27/2025		1.4
9/2/2025		1.5

Mann-Whitney (Wilcoxon Rank Sum)

Constituent: Calcium (mg/L) Analysis Run 8/10/2026 4:31 PM View: Appendix III Mann-Whitney

Plant Bowen Client: Southern Company Data: Bowen 1, 2, 9, & 10

	GWA-50R	GWA-50R
3/28/2016	7.04	
5/25/2016	13.5	
8/1/2016	2.2	
9/26/2016	5.72	
11/11/2016	2.5	
1/30/2017	2.01	
4/3/2017	6.26	
6/12/2017	7.44	
10/2/2017	6.55	
3/16/2018	2.6	
9/18/2018	1.3	
3/19/2019	4.6	
9/12/2019	3.7	
3/11/2020	1.2	
9/15/2020	0.94 (J)	
3/17/2021	5.4	
8/9/2021	1.7	
2/2/2022	0.93 (J)	
8/17/2022	3.8	
2/16/2023	0.81 (J)	
7/28/2023	0.6 (J)	
2/22/2024		0.78 (J)
8/8/2024		0.72 (J)
2/28/2025		0.81 (J)
9/2/2025		0.61

Mann-Whitney (Wilcoxon Rank Sum)

Constituent: Calcium (mg/L) Analysis Run 8/10/2026 4:31 PM View: Appendix III Mann-Whitney

Plant Bowen Client: Southern Company Data: Bowen 1, 2, 9, & 10

	GWC-5	GWC-5
3/28/2016	4.29	
5/25/2016	7.15	
8/1/2016	3.35	
9/27/2016	2.89	
11/11/2016	3.33	
1/31/2017	3.21	
4/3/2017	2.57	
6/12/2017	6.22	
10/3/2017	2.45	
3/19/2018	3.3	
9/17/2018	2	
3/20/2019	2.7	
9/16/2019	2.8	
3/16/2020	12.1	
9/16/2020	2.8	
3/17/2021	3	
8/9/2021	2.6	
2/2/2022	3.7	
8/16/2022	3.7	
2/20/2023	3.5	
7/28/2023	1.9	
2/26/2024		3.9
8/8/2024		1.8
2/27/2025		3.6
9/3/2025		1.3

Mann-Whitney (Wilcoxon Rank Sum)

Constituent: Calcium (mg/L) Analysis Run 8/10/2026 4:31 PM View: Appendix III Mann-Whitney

Plant Bowen Client: Southern Company Data: Bowen 1, 2, 9, & 10

	GWC-6	GWC-6
3/29/2016	13.8	
5/24/2016	14.8	
8/1/2016	2.22	
9/26/2016	13.3	
11/18/2016	12.4	
2/1/2017	13.3	
4/6/2017	13.4	
6/13/2017	14.6	
10/3/2017	13.9	
3/19/2018	14.4 (J)	
9/17/2018	12.4 (J)	
3/21/2019	14.9 (J)	
9/16/2019	13.5	
3/12/2020	16.2	
9/16/2020	14.3	
3/17/2021	14.1	
8/10/2021	14.7	
2/2/2022	15.5	
8/17/2022	15.8	
2/17/2023	15.2	
7/31/2023	14.6	
2/26/2024		15.5
8/8/2024		15.9
2/27/2025		15.4
9/3/2025		14.1

Mann-Whitney (Wilcoxon Rank Sum)

Constituent: Calcium (mg/L) Analysis Run 8/10/2026 4:31 PM View: Appendix III Mann-Whitney

Plant Bowen Client: Southern Company Data: Bowen 1, 2, 9, & 10

	GWC-6RZ	GWC-6RZ
3/29/2016	11.1	
5/24/2016	12.6	
8/1/2016	2.2	
9/26/2016	11.8	
11/14/2016	11.3	
2/1/2017	12.6	
4/6/2017	9.84	
6/13/2017	13	
10/3/2017	13.7	
3/20/2018	11.5 (J)	
9/17/2018	11 (J)	
3/21/2019	8.3	
9/16/2019	9.5	
3/12/2020	9.3	
9/16/2020	8.8	
3/17/2021	9.5	
8/10/2021	9.9	
2/2/2022	10.5	
8/17/2022	10	
2/17/2023	9.7	
7/28/2023	7.1	
2/26/2024		9.7
8/8/2024		9.1
2/27/2025		9.8
9/2/2025		8.6

Mann-Whitney (Wilcoxon Rank Sum)

Constituent: Calcium (mg/L) Analysis Run 8/10/2026 4:31 PM View: Appendix III Mann-Whitney

Plant Bowen Client: Southern Company Data: Bowen 1, 2, 9, & 10

	GWC-7Z	GWC-7Z
5/31/2016	25.7	
8/2/2016	22.9	
9/27/2016	22.2	
11/21/2016	22.1	
2/1/2017	21.7	
4/6/2017	21.4	
6/13/2017	24.4	
7/14/2017	24.8	
10/3/2017	23.6	
3/20/2018	22.9 (J)	
9/18/2018	20.8 (J)	
3/21/2019	25.2	
9/13/2019	24.6	
3/12/2020	26.4	
9/16/2020	24.4	
3/17/2021	23.9	
8/10/2021	26.2	
2/2/2022	26.9	
8/17/2022	27.2	
2/20/2023	26.1	
7/31/2023	23.6	
2/26/2024		25.9
8/8/2024		23.8
2/27/2025		24.3
9/3/2025		24.6

Mann-Whitney (Wilcoxon Rank Sum)

Constituent: Calcium (mg/L) Analysis Run 8/10/2026 4:31 PM View: Appendix III Mann-Whitney

Plant Bowen Client: Southern Company Data: Bowen 1, 2, 9, & 10

	GWC-8RR	GWC-8RR
3/30/2016	22.2	
5/24/2016	25.2	
8/2/2016	20.8	
9/27/2016	23.1	
11/22/2016	22.3	
2/6/2017	21.4	
4/6/2017	21.1	
6/14/2017	22.1	
10/4/2017	23.1	
3/21/2018	22.5 (J)	
9/18/2018	20.8 (J)	
3/27/2019	20.6 (J)	
9/16/2019	23	
3/12/2020	21.8	
9/17/2020	21.4	
3/17/2021	22.4	
8/10/2021	23.5	
2/2/2022	23.9	
8/17/2022	24	
2/21/2023	18	
7/31/2023	23	
2/27/2024		24.2
8/12/2024		23.8
3/4/2025		22.2
9/3/2025		23.3

Mann-Whitney (Wilcoxon Rank Sum)

Constituent: Calcium (mg/L) Analysis Run 8/10/2026 4:31 PM View: Appendix III Mann-Whitney

Plant Bowen Client: Southern Company Data: Bowen 1, 2, 9, & 10

	GWC-8Z	GWC-8Z
3/22/2016	25.1	
5/25/2016	23.7	
8/2/2016	21.5	
9/26/2016	21.4	
11/21/2016	21	
2/3/2017	20	
4/7/2017	43.7 (o)	
6/13/2017	21.5	
10/3/2017	22.8	
3/20/2018	20.3 (J)	
9/18/2018	15.5 (J)	
5/6/2019	20 (J)	
9/16/2019	20.3	
3/16/2020	19.4	
9/17/2020	18.1	
3/18/2021	9.6	
8/10/2021	20	
2/2/2022	20.8	
8/17/2022	10.4	
2/20/2023	18.5	
7/31/2023	20.8	
2/26/2024		20
8/12/2024		20.9
2/28/2025		19.2
9/3/2025		20

Mann-Whitney (Wilcoxon Rank Sum)

Constituent: Calcium (mg/L) Analysis Run 8/10/2026 4:31 PM View: Appendix III Mann-Whitney

Plant Bowen Client: Southern Company Data: Bowen 1, 2, 9, & 10

	GWC-9	GWC-9
3/30/2016	9.07	
5/26/2016	15.8	
8/5/2016	20.5	
9/28/2016	24.9	
11/21/2016	23.4	
2/6/2017	1.7	
4/6/2017	1.6	
6/13/2017	3.82	
10/3/2017	9.77	
3/20/2018	1.4	
9/18/2018	3.3	
3/21/2019	4.8	
9/16/2019	12	
3/12/2020	1.8	
9/17/2020	18.3	
3/18/2021	1.9	
8/10/2021	1.9	
2/2/2022	2.2	
8/17/2022	2.5	
2/21/2023	2.3	
7/31/2023	11.6	
2/27/2024		2.6
8/12/2024		11.6
2/28/2025		3.5
9/3/2025		23.1

Mann-Whitney (Wilcoxon Rank Sum)

Constituent: Calcium (mg/L) Analysis Run 8/10/2026 4:31 PM View: Appendix III Mann-Whitney

Plant Bowen Client: Southern Company Data: Bowen 1, 2, 9, & 10

	GWC-10	GWC-10
3/31/2016	36.4	
5/26/2016	37.6	
8/5/2016	30.7	
9/28/2016	32.4	
11/22/2016	31.4	
2/7/2017	30.1	
4/10/2017	23.6	
6/14/2017	34.6	
10/4/2017	35.2	
3/20/2018	12 (J)	
9/18/2018	36.7	
3/22/2019	15.4 (J)	
9/17/2019	36.7	
3/12/2020	18.6	
9/17/2020	32.6	
3/18/2021	27	
8/10/2021	29.4	
2/4/2022	21.3	
8/17/2022	36.7	
2/20/2023	9	
7/31/2023	33.7	
2/27/2024		23.3
8/12/2024		37
2/28/2025		19.9
9/3/2025		36.1

Mann-Whitney (Wilcoxon Rank Sum)

Constituent: Calcium (mg/L) Analysis Run 8/10/2026 4:31 PM View: Appendix III Mann-Whitney

Plant Bowen Client: Southern Company Data: Bowen 1, 2, 9, & 10

	GWC-10R	GWC-10R
3/31/2016	45	
5/26/2016	41.7	
8/3/2016	35.2	
9/28/2016	39.2	
11/22/2016	37.2	
2/7/2017	38.4	
4/10/2017	38.7	
6/14/2017	40.8	
10/4/2017	40.1	
3/21/2018	43.3	
9/18/2018	45.4	
3/22/2019	37.2	
9/17/2019	40.5	
3/12/2020	43.2	
9/17/2020	39	
3/18/2021	43.8	
8/11/2021	44.3	
2/4/2022	46.3	
8/18/2022	48.5	
2/20/2023	46.2	
7/31/2023	42.5	
2/27/2024		44.4
8/12/2024		46.6
3/3/2025		41.8
9/3/2025		44.3

Mann-Whitney (Wilcoxon Rank Sum)

Constituent: Calcium (mg/L) Analysis Run 8/10/2026 4:31 PM View: Appendix III Mann-Whitney

Plant Bowen Client: Southern Company Data: Bowen 1, 2, 9, & 10

	GWC-11	GWC-11
4/4/2016	21.3	
5/26/2016	22.5	
8/3/2016	17.5	
9/28/2016	24.1	
11/22/2016	15.7	
2/8/2017	18.3	
4/10/2017	18.5	
6/15/2017	21	
10/4/2017	9.4	
3/21/2018	19.7 (J)	
9/18/2018	17.6 (J)	
3/23/2019	7.8	
9/17/2019	16.8	
3/12/2020	8	
9/21/2020	17.7	
3/19/2021	19.7	
8/11/2021	9.1	
2/4/2022	19.2	
8/18/2022	10.2	
2/20/2023	7.4	
8/1/2023	23.1	
2/28/2024		20.2
8/13/2024		9.2
3/4/2025		18.9
9/3/2025		21

Mann-Whitney (Wilcoxon Rank Sum)

Constituent: Calcium (mg/L) Analysis Run 8/10/2026 4:31 PM View: Appendix III Mann-Whitney

Plant Bowen Client: Southern Company Data: Bowen 1, 2, 9, & 10

	GWC-11R	GWC-11R
4/4/2016	27.9	
5/26/2016	28.7	
8/4/2016	18.6	
9/28/2016	17.7	
11/22/2016	20.2	
2/8/2017	24.3	
4/10/2017	29	
6/15/2017	29	
10/4/2017	23.9	
3/22/2018	27.5	
9/18/2018	26.3	
3/23/2019	28.3	
9/17/2019	27.6	
3/12/2020	32.5	
9/21/2020	26	
3/19/2021	31.3	
8/11/2021	33.2	
2/4/2022	34.8	
8/18/2022	36.9	
2/20/2023	32.5	
8/1/2023	30	
2/28/2024		33.7
8/12/2024		32
3/3/2025		33.2
9/3/2025		29.4

Mann-Whitney (Wilcoxon Rank Sum)

Constituent: Calcium (mg/L) Analysis Run 8/10/2026 4:31 PM View: Appendix III Mann-Whitney

Plant Bowen Client: Southern Company Data: Bowen 1, 2, 9, & 10

	GWC-12	GWC-12
4/4/2016	8.63	
5/27/2016	9.07	
8/3/2016	6.82	
9/30/2016	8.8	
11/22/2016	8.08	
2/13/2017	8.51	
4/11/2017	7.5	
6/14/2017	7.82	
10/4/2017	8.32	
3/22/2018	7.5	
9/18/2018	8.2	
3/23/2019	7.5	
9/17/2019	7.8	
3/12/2020	8.1	
9/21/2020	8	
3/19/2021	7.8	
8/11/2021	8.4	
2/2/2022	8.4	
8/18/2022	9.2	
2/21/2023	7.9	
8/1/2023	7.8	
2/27/2024		8.4
8/12/2024		8.2
3/4/2025		7.9
9/3/2025		7.6

Mann-Whitney (Wilcoxon Rank Sum)

Constituent: Calcium (mg/L) Analysis Run 8/10/2026 4:31 PM View: Appendix III Mann-Whitney

Plant Bowen Client: Southern Company Data: Bowen 1, 2, 9, & 10

	GWC-13	GWC-13
4/4/2016	36.9	
5/31/2016	43.9	
8/4/2016	45	
9/29/2016	60.5	
11/28/2016	54.7	
2/9/2017	61	
4/12/2017	52.3	
6/16/2017	62.3	
10/9/2017	58.6	
3/21/2018	40.9	
9/19/2018	45.9	
3/23/2019	29.6	
9/18/2019	40.7	
3/13/2020	33	
9/22/2020	43.1	
3/18/2021	30.8	
8/11/2021	28.4	
2/17/2022	29.3	
8/18/2022	33	
2/22/2023	26.3	
8/1/2023	33.5	
2/27/2024		33.2
8/12/2024		35.6
3/3/2025		31
9/3/2025		39.5

Mann-Whitney (Wilcoxon Rank Sum)

Constituent: Calcium (mg/L) Analysis Run 8/10/2026 4:31 PM View: Appendix III Mann-Whitney

Plant Bowen Client: Southern Company Data: Bowen 1, 2, 9, & 10

	GWC-13RZ	GWC-13RZ
4/4/2016	26.5	
6/1/2016	26.6	
2/22/2017	51.6	
4/11/2017	45.2	
6/16/2017	47.5	
7/12/2017	51.6	
7/28/2017	46	
8/10/2017	52.2	
10/6/2017	42.2	
3/23/2018	41.4	
9/20/2018	47.5	
3/22/2019	40.5	
9/19/2019	42.9	
3/17/2020	44.9	
9/22/2020	47.7	
3/19/2021	43	
8/12/2021	43.1	
2/4/2022	43.9	
8/19/2022	47.3	
2/22/2023	40.1	
8/2/2023	40.6	
2/28/2024		43.6
8/13/2024		40.8
3/4/2025		40.1
9/4/2025		40.8

Mann-Whitney (Wilcoxon Rank Sum)

Constituent: Calcium (mg/L) Analysis Run 8/10/2026 4:31 PM View: Appendix III Mann-Whitney

Plant Bowen Client: Southern Company Data: Bowen 1, 2, 9, & 10

	GWC-14Z	GWC-14Z
4/5/2016	35.7	
6/1/2016	28.2	
8/9/2016	43	
11/28/2016	24.8	
2/9/2017	21.2	
4/11/2017	21.1	
6/14/2017	20.6	
7/12/2017	17.7	
10/5/2017	20.1	
3/22/2018	18.6 (J)	
9/19/2018	20 (J)	
3/22/2019	16.7 (J)	
9/17/2019	11.4	
3/13/2020	17	
9/21/2020	13.1	
3/18/2021	13	
8/11/2021	14.3	
2/4/2022	14.3	
8/18/2022	14.7	
2/22/2023	14.3	
8/1/2023	12.5	
2/28/2024		13
8/13/2024		12.1
3/3/2025		12.5
9/4/2025		10.8

Mann-Whitney (Wilcoxon Rank Sum)

Constituent: Calcium (mg/L) Analysis Run 8/10/2026 4:31 PM View: Appendix III Mann-Whitney

Plant Bowen Client: Southern Company Data: Bowen 1, 2, 9, & 10

	GWC-15R	GWC-15R
4/5/2016	37.7	
5/31/2016	38.4	
8/4/2016	28.6	
9/29/2016	31.4	
11/23/2016	62.5 (O)	
2/10/2017	31.2	
4/12/2017	34.1	
6/15/2017	34.2	
10/6/2017	35.4	
3/23/2018	35.6	
9/19/2018	35.7	
3/25/2019	35.6	
9/17/2019	39.5	
3/13/2020	41	
9/21/2020	36.5	
3/18/2021	42.1	
8/11/2021	38.6	
2/4/2022	41.7	
8/19/2022	40.4	
2/22/2023	38.1	
8/2/2023	34.6	
2/28/2024		34
8/13/2024		30.3
3/3/2025		26.6
9/4/2025		28.2

Mann-Whitney (Wilcoxon Rank Sum)

Constituent: Calcium (mg/L) Analysis Run 8/10/2026 4:31 PM View: Appendix III Mann-Whitney

Plant Bowen Client: Southern Company Data: Bowen 1, 2, 9, & 10

	GWC-15Z	GWC-15Z
4/5/2016	12.2	
5/31/2016	8.24	
11/23/2016	24.5	
2/10/2017	23.8	
4/11/2017	25.7	
6/15/2017	24.8	
7/12/2017	27.7	
7/26/2017	25.6	
10/6/2017	24.7	
3/23/2018	24.3 (J)	
9/19/2018	23.7 (J)	
3/22/2019	21.3 (J)	
9/17/2019	22.1	
3/13/2020	24.2	
9/21/2020	22.6	
3/18/2021	27.4	
8/11/2021	25.4	
2/7/2022	26.1	
8/19/2022	28.1	
2/22/2023	24.4	
8/1/2023	24.5	
2/28/2024		25.6
8/13/2024		25
3/3/2025		24.4
9/4/2025		24.5

Mann-Whitney (Wilcoxon Rank Sum)

Constituent: Calcium (mg/L) Analysis Run 8/10/2026 4:31 PM View: Appendix III Mann-Whitney

Plant Bowen Client: Southern Company Data: Bowen 1, 2, 9, & 10

	GWC-44	GWC-44
3/16/2016	5.5	
5/16/2016	4.3	
7/25/2016	1.41	
9/19/2016	1.01	
11/3/2016	0.884	
1/19/2017	1.41	
3/28/2017	4.23	
6/5/2017	10.1	
9/26/2017	4.14	
3/15/2018	9	
9/12/2018	4.1	
3/14/2019	17.2 (J)	
9/11/2019	7.1	
3/10/2020	16.9	
9/15/2020	8.3	
3/11/2021	11.9	
8/4/2021	12.5	
1/31/2022	11.2	
8/15/2022	10.6	
2/14/2023	12.5	
7/26/2023	3.6	
2/20/2024		7.6
8/6/2024		2.1
2/26/2025		7.3
8/28/2025		1.6

Mann-Whitney (Wilcoxon Rank Sum)

Constituent: Calcium (mg/L) Analysis Run 8/10/2026 4:31 PM View: Appendix III Mann-Whitney

Plant Bowen Client: Southern Company Data: Bowen 1, 2, 9, & 10

	GWC-45	GWC-45
3/16/2016	0.8	
5/16/2016	0.877	
7/25/2016	0.781	
9/19/2016	0.775	
11/4/2016	0.792	
1/23/2017	0.782	
3/29/2017	0.756	
6/7/2017	0.944	
9/27/2017	0.773	
3/15/2018	0.77	
9/13/2018	0.79	
3/14/2019	0.9	
9/11/2019	0.83	
3/10/2020	0.89 (J)	
9/11/2020	0.81 (J)	
3/11/2021	0.93 (J)	
8/6/2021	0.94 (J)	
2/1/2022	1.1	
8/12/2022	1.1	
2/15/2023	1	
7/26/2023	0.97 (J)	
2/20/2024		1
8/5/2024		0.98 (J)
2/26/2025		1
9/2/2025		0.91

Mann-Whitney (Wilcoxon Rank Sum)

Constituent: Calcium (mg/L) Analysis Run 8/10/2026 4:31 PM View: Appendix III Mann-Whitney

Plant Bowen Client: Southern Company Data: Bowen 1, 2, 9, & 10

	GWC-45R	GWC-45R
3/16/2016	36	
5/16/2016	37.4	
7/25/2016	30.2	
9/19/2016	32.3	
11/3/2016	29.3	
1/20/2017	28.7	
3/29/2017	34.9	
6/7/2017	30.9	
9/27/2017	34.2	
3/15/2018	34.6	
9/13/2018	36.1	
3/14/2019	37	
9/11/2019	37.2	
3/10/2020	43.5	
9/11/2020	35.3	
3/11/2021	43.1	
8/6/2021	40.6	
2/1/2022	43.9	
8/12/2022	43.3	
2/15/2023	47.5	
7/26/2023	45.7	
2/20/2024		41.5
8/5/2024		41.3
2/26/2025		40.3
9/2/2025		41.1

Mann-Whitney (Wilcoxon Rank Sum)

Constituent: Calcium (mg/L) Analysis Run 8/10/2026 4:31 PM View: Appendix III Mann-Whitney

Plant Bowen Client: Southern Company Data: Bowen 1, 2, 9, & 10

	GWC-46R	GWC-46R
3/10/2016	50	
5/17/2016	50.5	
7/26/2016	40.7	
9/20/2016	38.8	
11/4/2016	40.7	
1/20/2017	38.8	
3/28/2017	48.3	
6/7/2017	43.4	
9/29/2017	46.6	
3/15/2018	46.2	
9/13/2018	45.3	
3/18/2019	46.1	
9/11/2019	43.1	
3/10/2020	51.6	
9/14/2020	40.2	
3/11/2021	45.2	
8/5/2021	43.7	
1/31/2022	39.9	
8/15/2022	38.7	
2/14/2023	41.1	
7/26/2023	37.7	
2/21/2024		39.6
8/5/2024		40.4
2/26/2025		44.6
8/29/2025		42.9
9/24/2025		43.7

Mann-Whitney (Wilcoxon Rank Sum)

Constituent: Calcium (mg/L) Analysis Run 8/10/2026 4:31 PM View: Appendix III Mann-Whitney

Plant Bowen Client: Southern Company Data: Bowen 1, 2, 9, & 10

	GWC-47	GWC-47
3/10/2016	26	
5/18/2016	26.2	
7/27/2016	19.3	
9/20/2016	25.3	
11/7/2016	23.6	
1/23/2017	25.1	
3/29/2017	28.9	
6/8/2017	25.6	
9/27/2017	23.8	
3/15/2018	21.6 (J)	
9/13/2018	23.8 (J)	
3/15/2019	20.4 (J)	
9/12/2019	21.1	
3/9/2020	22.3	
9/14/2020	20.9	
3/11/2021	21.1	
8/5/2021	20.4	
2/1/2022	21.3	
8/15/2022	33.7	
2/15/2023	20.5	
7/27/2023	17.3	
2/21/2024		22.1
8/5/2024		24.9
2/26/2025		28.6
8/28/2025		25.2

Mann-Whitney (Wilcoxon Rank Sum)

Constituent: Calcium (mg/L) Analysis Run 8/10/2026 4:31 PM View: Appendix III Mann-Whitney

Plant Bowen Client: Southern Company Data: Bowen 1, 2, 9, & 10

	GWC-47R	GWC-47R
3/10/2016	25	
5/18/2016	27.6	
7/27/2016	23.9	
9/20/2016	28.9	
11/4/2016	32.1	
1/20/2017	31.8	
3/29/2017	34.6	
6/8/2017	34	
9/27/2017	30.8	
3/16/2018	30.2	
9/13/2018	30.9	
3/19/2019	28.4	
9/11/2019	33.3	
3/9/2020	35	
9/15/2020	31.6	
3/11/2021	31.8	
8/5/2021	29	
2/1/2022	29.4	
8/15/2022	22.3	
2/15/2023	31.6	
7/27/2023	27.9	
2/21/2024		28.7
8/5/2024		35.3
2/26/2025		36.7
9/2/2025		35.1

Mann-Whitney (Wilcoxon Rank Sum)

Constituent: Calcium (mg/L) Analysis Run 8/10/2026 4:31 PM View: Appendix III Mann-Whitney

Plant Bowen Client: Southern Company Data: Bowen 1, 2, 9, & 10

	GWC-48	GWC-48
3/10/2016	12	
5/17/2016	3.25	
7/27/2016	3.2	
9/20/2016	2.72	
11/4/2016	1.69	
1/23/2017	<0.5	
3/28/2017	1.72	
6/8/2017	3.11	
9/29/2017	2.71	
3/15/2018	3.5	
9/13/2018	2.5	
3/15/2019	4.4	
9/11/2019	2.9	
3/9/2020	4.5	
9/14/2020	3.5	
3/11/2021	5.9	
8/4/2021	2.8	
1/31/2022	2.8	
8/15/2022	5.6	
2/15/2023	3	
7/26/2023	3.8	
2/21/2024		4.2
8/5/2024		5.1
2/26/2025		5.7
8/29/2025		6.8

ND substitution: RL or RL/2 if <15% NDs.

Mann-Whitney (Wilcoxon Rank Sum)

Constituent: Calcium (mg/L) Analysis Run 8/10/2026 4:31 PM View: Appendix III Mann-Whitney

Plant Bowen Client: Southern Company Data: Bowen 1, 2, 9, & 10

	GWC-49R	GWC-49R
3/17/2016	24	
5/18/2016	27.7	
7/27/2016	21.7	
9/21/2016	24.9	
11/4/2016	23.6	
1/24/2017	23	
3/29/2017	27.5	
6/8/2017	27.1	
9/29/2017	25.3	
3/15/2018	24.4 (J)	
9/13/2018	22.8 (J)	
3/18/2019	31	
9/11/2019	24.3	
3/11/2020	27.1	
9/11/2020	24.7	
3/15/2021	24.7	
8/11/2021	27.4	
2/1/2022	26	
8/15/2022	25.4	
2/14/2023	24.3	
7/27/2023	21.8	
2/21/2024		26.4
8/6/2024		26.5
2/26/2025		26.9
8/29/2025		26.9

Mann-Whitney (Wilcoxon Rank Sum)

Constituent: Calcium (mg/L) Analysis Run 8/10/2026 4:31 PM View: Appendix III Mann-Whitney

Plant Bowen Client: Southern Company Data: Bowen 1, 2, 9, & 10

	GWC-49Z	GWC-49Z
3/17/2016	6.4 (o)	
5/18/2016	4.63 (o)	
7/28/2016	2.25	
9/21/2016	1.86	
11/7/2016	1.65	
1/24/2017	1.62	
3/30/2017	1.27	
6/9/2017	1.18	
9/29/2017	0.967	
3/15/2018	0.81	
9/14/2018	0.7	
3/19/2019	1.1	
9/11/2019	0.78	
3/9/2020	0.87 (J)	
9/14/2020	0.65 (J)	
3/15/2021	0.69 (J)	
8/5/2021	0.67 (J)	
2/1/2022	0.62 (J)	
8/15/2022	0.7 (J)	
2/14/2023	0.65 (J)	
7/27/2023	0.61 (J)	
2/21/2024		0.67 (J)
8/6/2024		0.63 (J)
2/26/2025		0.7 (J)
8/29/2025		0.56

Mann-Whitney (Wilcoxon Rank Sum)

Constituent: Fluoride (mg/L) Analysis Run 8/10/2026 4:31 PM View: Appendix III Mann-Whitney

Plant Bowen Client: Southern Company Data: Bowen 1, 2, 9, & 10

	GWA-1	GWA-1
3/22/2016	0.0614 (J)	
5/19/2016	0.064 (J)	
7/29/2016	0.11 (J)	
9/23/2016	0.03 (J)	
11/9/2016	0.1 (J)	
1/30/2017	<0.1	
3/30/2017	0.01 (J)	
6/9/2017	0.04 (J)	
10/2/2017	0.07 (J)	
3/16/2018	0.029 (J)	
9/17/2018	<0.1	
3/20/2019	<0.1	
9/12/2019	0.051 (J)	
3/11/2020	0.052 (J)	
9/15/2020	0.05 (J)	
3/16/2021	<0.1	
8/9/2021	<0.1	
2/1/2022	<0.1	
8/16/2022	0.089 (J)	
2/16/2023	0.07 (J)	
7/27/2023	0.054 (J)	
2/22/2024		0.061 (J)
8/7/2024		0.08 (J)
2/27/2025		0.075 (J)
9/2/2025		0.071 (J)

ND substitution: RL or RL/2 if <15% NDs.

Mann-Whitney (Wilcoxon Rank Sum)

Constituent: Fluoride (mg/L) Analysis Run 8/10/2026 4:31 PM View: Appendix III Mann-Whitney

Plant Bowen Client: Southern Company Data: Bowen 1, 2, 9, & 10

	GWA-2	GWA-2
3/23/2016	0.0477 (J)	
5/20/2016	0.033 (J)	
7/29/2016	0.16 (J)	
9/23/2016	0.1 (J)	
11/9/2016	0.04 (J)	
1/31/2017	<0.1	
3/30/2017	0.02 (J)	
6/12/2017	0.17 (J)	
10/2/2017	<0.1	
3/19/2018	1.1 (O)	
9/14/2018	<0.1	
3/20/2019	<0.1	
9/12/2019	<0.1	
3/11/2020	<0.1	
9/15/2020	<0.1	
3/17/2021	<0.1	
8/9/2021	<0.1	
2/1/2022	<0.1	
8/16/2022	0.086 (J)	
2/16/2023	0.061 (J)	
7/27/2023	0.057 (J)	
2/22/2024		0.062 (J)
8/7/2024		0.083 (J)
2/27/2025		0.076 (J)
9/2/2025		0.071 (J)

ND substitution: RL or RL/2 if <15% NDs.

Mann-Whitney (Wilcoxon Rank Sum)

Constituent: Fluoride (mg/L) Analysis Run 8/10/2026 4:31 PM View: Appendix III Mann-Whitney

Plant Bowen Client: Southern Company Data: Bowen 1, 2, 9, & 10

	GWA-2R	GWA-2R
3/23/2016	0.0826 (J)	
5/19/2016	0.0409 (J)	
7/29/2016	0.07 (J)	
9/22/2016	<0.1	
11/10/2016	0.03 (J)	
1/31/2017	<0.1	
4/3/2017	0.02 (J)	
6/9/2017	0.06 (J)	
10/2/2017	<0.1	
3/16/2018	<0.1	
9/14/2018	<0.1	
3/19/2019	0.056 (J)	
9/13/2019	0.055 (J)	
3/11/2020	0.052 (J)	
9/15/2020	<0.1	
3/16/2021	<0.1	
8/9/2021	<0.1	
2/1/2022	<0.1	
8/16/2022	0.09 (J)	
2/16/2023	0.079 (J)	
7/27/2023	0.062 (J)	
2/26/2024		0.05 (J)
8/6/2024		0.076 (J)
2/27/2025		0.095 (J)
9/2/2025		0.076 (J)

ND substitution: RL or RL/2 if <15% NDs.

Mann-Whitney (Wilcoxon Rank Sum)

Constituent: Fluoride (mg/L) Analysis Run 8/10/2026 4:31 PM View: Appendix III Mann-Whitney

Plant Bowen Client: Southern Company Data: Bowen 1, 2, 9, & 10

	GWA-3A	GWA-3A
3/23/2016	<0.1	
5/23/2016	<0.1	
7/29/2016	<0.1	
9/22/2016	<0.1	
11/10/2016	<0.1	
1/31/2017	<0.1	
3/30/2017	<0.1	
6/12/2017	<0.1	
10/4/2017	<0.1	
3/19/2018	<0.1	
9/17/2018	<0.1	
3/20/2019	<0.1	
9/13/2019	<0.1	
3/11/2020	<0.1	
3/29/2021	0.053 (J)	
8/9/2021	0.055 (J)	
2/2/2022	<0.1	
8/16/2022	0.082 (J)	
2/17/2023	0.055 (J)	
8/1/2023	<0.1	
2/22/2024		<0.1
8/8/2024		0.063 (J)
2/26/2025		<0.1
9/2/2025		0.055 (J)

ND substitution: RL or RL/2 if <15% NDs.

Mann-Whitney (Wilcoxon Rank Sum)

Constituent: Fluoride (mg/L) Analysis Run 8/10/2026 4:31 PM View: Appendix III Mann-Whitney

Plant Bowen Client: Southern Company Data: Bowen 1, 2, 9, & 10

	GWA-4RZ	GWA-4RZ
2/22/2017	0.3	
4/7/2017	0.19 (J)	
6/14/2017	0.19 (J)	
7/12/2017	0.18 (J)	
7/20/2017	0.17 (J)	
7/28/2017	0.13 (J)	
8/9/2017	0.19 (J)	
8/24/2017	0.16 (J)	
10/3/2017	0.17 (J)	
3/21/2018	0.24 (J)	
9/18/2018	0.19 (J)	
3/21/2019	0.19 (J)	
9/13/2019	0.1 (J)	
3/12/2020	0.18 (J)	
9/17/2020	0.12 (J)	
3/16/2021	0.1	
8/10/2021	0.087 (J)	
2/3/2022	0.15	
8/17/2022	0.11	
2/17/2023	0.11	
7/28/2023	0.077 (J)	
2/27/2024		0.087 (J)
8/8/2024		0.16
2/28/2025		0.081 (J)
9/3/2025		0.1

Mann-Whitney (Wilcoxon Rank Sum)

Constituent: Fluoride (mg/L) Analysis Run 8/10/2026 4:31 PM View: Appendix III Mann-Whitney

Plant Bowen Client: Southern Company Data: Bowen 1, 2, 9, & 10

	GWA-39RZ	GWA-39RZ
2/21/2017	0.17 (J)	
3/27/2017	0.09 (J)	
6/8/2017	0.05 (J)	
7/17/2017	0.05 (J)	
7/27/2017	0.08 (J)	
8/9/2017	0.06 (J)	
9/29/2017	0.04 (J)	
3/16/2018	0.27 (J)	
9/14/2018	0.1 (J)	
3/14/2019	0.066 (J)	
9/11/2019	0.055 (J)	
3/9/2020	<0.1	
9/16/2020	<0.1	
3/16/2021	<0.1	
8/6/2021	<0.1	
2/2/2022	<0.1	
8/16/2022	<0.1	
2/14/2023	0.074 (J)	
7/25/2023	<0.1	
2/19/2024		<0.1
8/1/2024		<0.1
2/26/2025		0.061 (J)
8/28/2025		<0.1

ND substitution: RL or RL/2 if <15% NDs.

Mann-Whitney (Wilcoxon Rank Sum)

Constituent: Fluoride (mg/L) Analysis Run 8/10/2026 4:31 PM View: Appendix III Mann-Whitney

Plant Bowen Client: Southern Company Data: Bowen 1, 2, 9, & 10

	GWA-39Z	GWA-39Z
3/14/2016	0.0657 (J)	
5/11/2016	0.0401 (J)	
7/19/2016	<0.1	
9/15/2016	<0.1	
11/2/2016	0.04 (J)	
1/18/2017	0.03 (J)	
3/28/2017	0.06 (J)	
6/7/2017	0.06 (J)	
9/26/2017	0.04 (J)	
3/14/2018	0.14 (J)	
9/12/2018	<0.1	
3/15/2019	<0.1	
9/9/2019	0.054 (J)	
3/9/2020	<0.1	
9/10/2020	<0.1	
3/12/2021	0.051 (J)	
8/4/2021	<0.1	
1/31/2022	<0.1	
8/10/2022	0.075 (J)	
2/13/2023	0.064 (J)	
7/26/2023	0.055 (J)	
2/19/2024		0.057 (J)
8/1/2024		<0.1
2/25/2025		0.076 (J)
8/28/2025		<0.1

ND substitution: RL or RL/2 if <15% NDs.

Mann-Whitney (Wilcoxon Rank Sum)

Constituent: Fluoride (mg/L) Analysis Run 8/10/2026 4:31 PM View: Appendix III Mann-Whitney

Plant Bowen Client: Southern Company Data: Bowen 1, 2, 9, & 10

	GWA-40	GWA-40
3/15/2016	0.0267 (J)	
5/11/2016	0.0255 (J)	
7/21/2016	<0.1	
9/19/2016	<0.1	
11/3/2016	0.11 (J)	
1/17/2017	0.02 (J)	
3/24/2017	<0.1	
5/24/2017	<0.1	
9/26/2017	<0.1	
3/14/2018	0.055 (J)	
9/12/2018	<0.1	
3/13/2019	0.045 (J)	
9/9/2019	<0.1	
3/9/2020	<0.1	
9/11/2020	<0.1	
3/10/2021	<0.1	
8/4/2021	<0.1	
1/31/2022	<0.1	
8/12/2022	0.068 (J)	
2/13/2023	0.054 (J)	
7/26/2023	<0.1	
2/19/2024		<0.1
8/1/2024		<0.1
2/25/2025		0.066 (J)
8/27/2025		<0.1

ND substitution: RL or RL/2 if <15% NDs.

Mann-Whitney (Wilcoxon Rank Sum)

Constituent: Fluoride (mg/L) Analysis Run 8/10/2026 4:31 PM View: Appendix III Mann-Whitney

Plant Bowen Client: Southern Company Data: Bowen 1, 2, 9, & 10

	GWA-41	GWA-41
3/15/2016	0.0285 (J)	
5/12/2016	0.022 (J)	
7/20/2016	<0.1	
9/15/2016	<0.1	
11/3/2016	0.05 (J)	
1/18/2017	0.02 (J)	
3/24/2017	<0.1	
6/6/2017	<0.1	
9/25/2017	<0.1	
3/14/2018	<0.1	
9/12/2018	<0.1	
3/14/2019	0.039 (J)	
9/10/2019	<0.1	
3/6/2020	<0.1	
9/10/2020	<0.1	
3/11/2021	<0.1	
8/4/2021	<0.1	
1/31/2022	<0.1	
8/11/2022	<0.1	
2/13/2023	0.05 (J)	
7/25/2023	<0.1	
2/19/2024		<0.1
8/1/2024		<0.1
2/25/2025		0.052 (J)
8/28/2025		<0.1

ND substitution: RL or RL/2 if <15% NDs.

Mann-Whitney (Wilcoxon Rank Sum)

Constituent: Fluoride (mg/L) Analysis Run 8/10/2026 4:31 PM View: Appendix III Mann-Whitney

Plant Bowen Client: Southern Company Data: Bowen 1, 2, 9, & 10

	GWA-41R	GWA-41R
3/15/2016	0.0394 (J)	
5/13/2016	0.0234 (J)	
7/21/2016	<0.1	
9/21/2016	<0.1	
11/3/2016	0.12 (J)	
1/17/2017	0.01 (J)	
3/27/2017	<0.1	
6/6/2017	<0.1	
9/25/2017	<0.1	
3/14/2018	<0.1	
9/12/2018	<0.1	
3/14/2019	0.04 (J)	
9/10/2019	<0.1	
3/9/2020	<0.1	
9/10/2020	<0.1	
3/10/2021	<0.1	
8/4/2021	<0.1	
1/31/2022	<0.1	
8/11/2022	<0.1	
2/13/2023	<0.1	
7/25/2023	<0.1	
2/19/2024		<0.1
8/1/2024		<0.1
2/25/2025		0.05 (J)
8/27/2025		<0.1

ND substitution: RL or RL/2 if <15% NDs.

Mann-Whitney (Wilcoxon Rank Sum)

Constituent: Fluoride (mg/L) Analysis Run 8/10/2026 4:31 PM View: Appendix III Mann-Whitney

Plant Bowen Client: Southern Company Data: Bowen 1, 2, 9, & 10

	GWA-42	GWA-42
3/11/2016	0.0296 (J)	
5/16/2016	0.0287 (J)	
7/22/2016	0.04 (J)	
9/19/2016	<0.1	
11/3/2016	0.04 (J)	
1/17/2017	0.02 (J)	
3/27/2017	<0.1	
6/7/2017	<0.1	
9/26/2017	<0.1	
3/14/2018	0.06 (J)	
9/14/2018	<0.1	
3/14/2019	0.058 (J)	
9/10/2019	<0.1	
3/6/2020	<0.1	
9/10/2020	<0.1	
3/11/2021	<0.1	
8/4/2021	<0.1	
1/31/2022	<0.1	
8/10/2022	0.068 (J)	
2/13/2023	0.056 (J)	
7/26/2023	<0.1	
2/20/2024		<0.1
8/1/2024		<0.1
2/25/2025		0.06 (J)
8/28/2025		<0.1

ND substitution: RL or RL/2 if <15% NDs.

Mann-Whitney (Wilcoxon Rank Sum)

Constituent: Fluoride (mg/L) Analysis Run 8/10/2026 4:31 PM View: Appendix III Mann-Whitney

Plant Bowen Client: Southern Company Data: Bowen 1, 2, 9, & 10

	GWA-43	GWA-43
3/11/2016	0.0329 (J)	
5/13/2016	0.0459 (J)	
7/19/2016	<0.1	
9/16/2016	<0.1	
11/2/2016	0.04 (J)	
1/18/2017	<0.1	
3/28/2017	<0.1	
6/6/2017	<0.1	
9/22/2017	<0.1	
3/14/2018	<0.1	
9/12/2018	<0.1	
3/13/2019	<0.1	
9/11/2019	<0.1	
3/9/2020	<0.1	
9/11/2020	<0.1	
3/11/2021	<0.1	
8/6/2021	<0.1	
1/31/2022	<0.1	
8/11/2022	<0.1	
2/14/2023	0.052 (J)	
7/25/2023	<0.1	
2/20/2024		<0.1
8/2/2024		<0.1
2/25/2025		<0.1
8/28/2025		<0.1

ND substitution: RL or RL/2 if <15% NDs.

Mann-Whitney (Wilcoxon Rank Sum)

Constituent: Fluoride (mg/L) Analysis Run 8/10/2026 4:31 PM View: Appendix III Mann-Whitney

Plant Bowen Client: Southern Company Data: Bowen 1, 2, 9, & 10

	GWA-43R	GWA-43R
3/11/2016	0.0141 (J)	
5/13/2016	0.0141 (J)	
7/19/2016	<0.1	
9/16/2016	<0.1	
11/2/2016	0.04 (J)	
1/18/2017	0.02 (J)	
3/28/2017	<0.1	
6/6/2017	<0.1	
9/22/2017	<0.1	
3/15/2018	<0.1	
9/12/2018	<0.1	
3/13/2019	0.036 (J)	
9/11/2019	<0.1	
3/9/2020	<0.1	
9/14/2020	<0.1	
3/11/2021	<0.1	
8/5/2021	<0.1	
1/31/2022	<0.1	
8/10/2022	0.062 (J)	
2/13/2023	<0.1	
7/25/2023	<0.1	
2/20/2024		<0.1
8/2/2024		<0.1
2/25/2025		<0.1
8/28/2025		<0.1

ND substitution: RL or RL/2 if <15% NDs.

Mann-Whitney (Wilcoxon Rank Sum)

Constituent: Fluoride (mg/L) Analysis Run 8/10/2026 4:31 PM View: Appendix III Mann-Whitney

Plant Bowen Client: Southern Company Data: Bowen 1, 2, 9, & 10

	GWA-50	GWA-50
3/28/2016	0.0314 (J)	
5/23/2016	0.027 (J)	
8/1/2016	<0.1	
9/26/2016	<0.1	
11/10/2016	0.04 (J)	
1/30/2017	<0.1	
4/7/2017	<0.1	
6/12/2017	0.07 (J)	
10/2/2017	<0.1	
3/16/2018	<0.1	
9/17/2018	<0.1	
3/19/2019	<0.1	
9/13/2019	<0.1	
3/11/2020	<0.1	
9/16/2020	<0.1	
3/17/2021	<0.1	
8/9/2021	<0.1	
2/1/2022	<0.1	
8/16/2022	0.06 (J)	
2/16/2023	<0.1	
7/28/2023	<0.1	
2/22/2024		<0.1
8/8/2024		<0.1
2/27/2025		<0.1
9/2/2025		<0.1

ND substitution: RL or RL/2 if <15% NDs.

Mann-Whitney (Wilcoxon Rank Sum)

Constituent: Fluoride (mg/L) Analysis Run 8/10/2026 4:31 PM View: Appendix III Mann-Whitney

Plant Bowen Client: Southern Company Data: Bowen 1, 2, 9, & 10

	GWA-50R	GWA-50R
3/28/2016	0.0326 (J)	
5/25/2016	0.0285 (J)	
8/1/2016	<0.1	
9/26/2016	<0.1	
11/11/2016	<0.1	
1/30/2017	<0.1	
4/3/2017	0.04 (J)	
6/12/2017	0.06 (J)	
10/2/2017	<0.1	
3/16/2018	<0.1	
9/18/2018	<0.1	
3/19/2019	<0.1	
9/12/2019	<0.1	
3/11/2020	<0.1	
9/15/2020	<0.1	
3/17/2021	<0.1	
8/9/2021	<0.1	
2/2/2022	<0.1	
8/17/2022	0.063 (J)	
2/16/2023	<0.1	
7/28/2023	<0.1	
2/22/2024		<0.1
8/8/2024		<0.1
2/28/2025		<0.1
9/2/2025		<0.1

ND substitution: RL or RL/2 if <15% NDs.

Mann-Whitney (Wilcoxon Rank Sum)

Constituent: Fluoride (mg/L) Analysis Run 8/10/2026 4:31 PM View: Appendix III Mann-Whitney

Plant Bowen Client: Southern Company Data: Bowen 1, 2, 9, & 10

	GWC-5	GWC-5
3/28/2016	0.0284 (J)	
5/25/2016	0.0207 (J)	
8/1/2016	<0.1	
9/27/2016	<0.1	
11/11/2016	0.04 (J)	
1/31/2017	<0.1	
4/3/2017	<0.1	
6/12/2017	0.02 (J)	
10/3/2017	<0.1	
3/19/2018	<0.1	
9/17/2018	<0.1	
3/20/2019	<0.1	
9/16/2019	<0.1	
3/16/2020	<0.1	
9/16/2020	<0.1	
3/17/2021	<0.1	
8/9/2021	<0.1	
2/2/2022	<0.1	
8/16/2022	0.062 (J)	
2/20/2023	<0.1	
7/28/2023	<0.1	
2/26/2024		<0.1
8/8/2024		<0.1
2/27/2025		0.05 (J)
9/3/2025		<0.1

ND substitution: RL or RL/2 if <15% NDs.

Mann-Whitney (Wilcoxon Rank Sum)

Constituent: Fluoride (mg/L) Analysis Run 8/10/2026 4:31 PM View: Appendix III Mann-Whitney

Plant Bowen Client: Southern Company Data: Bowen 1, 2, 9, & 10

	GWC-6	GWC-6
3/29/2016	0.0239 (J)	
5/24/2016	0.023 (J)	
8/1/2016	<0.1	
9/26/2016	<0.1	
11/18/2016	0.02 (J)	
2/1/2017	<0.1	
4/6/2017	<0.1	
6/13/2017	0.006 (J)	
10/3/2017	<0.1	
3/19/2018	<0.1	
9/17/2018	<0.1	
3/21/2019	<0.1	
9/16/2019	<0.1	
3/12/2020	<0.1	
9/16/2020	<0.1	
3/17/2021	<0.1	
8/10/2021	<0.1	
2/2/2022	<0.1	
8/17/2022	0.064 (J)	
2/17/2023	<0.1	
7/31/2023	<0.1	
2/26/2024		<0.1
8/8/2024		0.052 (J)
2/27/2025		0.052 (J)
9/3/2025		<0.1

ND substitution: RL or RL/2 if <15% NDs.

Mann-Whitney (Wilcoxon Rank Sum)

Constituent: Fluoride (mg/L) Analysis Run 8/10/2026 4:31 PM View: Appendix III Mann-Whitney

Plant Bowen Client: Southern Company Data: Bowen 1, 2, 9, & 10

	GWC-6RZ	GWC-6RZ
3/29/2016	0.0364 (J)	
5/24/2016	0.0286 (J)	
8/1/2016	0.08 (J)	
9/26/2016	<0.1	
11/14/2016	0.08 (J)	
2/1/2017	<0.1	
4/6/2017	<0.1	
6/13/2017	0.05 (J)	
10/3/2017	<0.1	
3/20/2018	<0.1	
9/17/2018	<0.1	
3/21/2019	<0.1	
9/16/2019	<0.1	
3/12/2020	<0.1	
9/16/2020	<0.1	
3/17/2021	<0.1	
8/10/2021	<0.1	
2/2/2022	<0.1	
8/17/2022	0.07 (J)	
2/17/2023	0.052 (J)	
7/28/2023	<0.1	
2/26/2024		<0.1
8/8/2024		0.055 (J)
2/27/2025		0.057 (J)
9/2/2025		0.053 (J)

ND substitution: RL or RL/2 if <15% NDs.

Mann-Whitney (Wilcoxon Rank Sum)

Constituent: Fluoride (mg/L) Analysis Run 8/10/2026 4:31 PM View: Appendix III Mann-Whitney

Plant Bowen Client: Southern Company Data: Bowen 1, 2, 9, & 10

	GWC-7Z	GWC-7Z
5/31/2016	0.043 (J)	
8/2/2016	<0.1	
9/27/2016	<0.1	
11/21/2016	0.22 (J)	
2/1/2017	<0.1	
4/6/2017	0.008 (J)	
6/13/2017	0.03 (J)	
7/14/2017	0.05 (J)	
10/3/2017	0.06 (J)	
3/20/2018	<0.1	
9/18/2018	0.12 (J)	
3/21/2019	<0.1	
9/13/2019	<0.1	
3/12/2020	<0.1	
9/16/2020	<0.1	
3/17/2021	<0.1	
8/10/2021	<0.1	
2/2/2022	<0.1	
8/17/2022	0.073 (J)	
2/20/2023	0.057 (J)	
7/31/2023	<0.1	
2/26/2024		<0.1
8/8/2024		0.063 (J)
2/27/2025		0.062 (J)
9/3/2025		0.063 (J)

ND substitution: RL or RL/2 if <15% NDs.

Mann-Whitney (Wilcoxon Rank Sum)

Constituent: Fluoride (mg/L) Analysis Run 8/10/2026 4:31 PM View: Appendix III Mann-Whitney

Plant Bowen Client: Southern Company Data: Bowen 1, 2, 9, & 10

	GWC-8RR	GWC-8RR
3/30/2016	0.0228 (J)	
5/24/2016	0.019 (J)	
8/2/2016	<0.1	
9/27/2016	<0.1	
11/22/2016	0.02 (J)	
2/6/2017	<0.1	
4/6/2017	<0.1	
6/14/2017	<0.1	
10/4/2017	<0.1	
3/21/2018	<0.1	
9/18/2018	<0.1	
3/27/2019	<0.1	
9/16/2019	<0.1	
3/12/2020	<0.1	
9/17/2020	<0.1	
3/17/2021	<0.1	
8/10/2021	<0.1	
2/2/2022	<0.1	
8/17/2022	0.062 (J)	
2/21/2023	0.057 (J)	
7/31/2023	<0.1	
2/27/2024		<0.1
8/12/2024		<0.1
3/4/2025		0.055 (J)
9/3/2025		<0.1

ND substitution: RL or RL/2 if <15% NDs.

Mann-Whitney (Wilcoxon Rank Sum)

Constituent: Fluoride (mg/L) Analysis Run 8/10/2026 4:31 PM View: Appendix III Mann-Whitney

Plant Bowen Client: Southern Company Data: Bowen 1, 2, 9, & 10

	GWC-8Z	GWC-8Z
3/22/2016	0.048 (J)	
5/25/2016	0.0345 (J)	
8/2/2016	0.08 (J)	
9/26/2016	0.07 (J)	
11/21/2016	0.07 (J)	
2/3/2017	<0.1	
4/7/2017	0.03 (J)	
6/13/2017	0.05 (J)	
10/3/2017	0.1 (J)	
3/20/2018	<0.1	
9/18/2018	0.12 (J)	
5/6/2019	<0.1	
9/16/2019	<0.1	
3/16/2020	<0.1	
9/17/2020	<0.1	
3/18/2021	<0.1	
8/10/2021	<0.1	
2/2/2022	<0.1	
8/17/2022	0.062 (J)	
2/20/2023	0.061 (J)	
7/31/2023	0.056 (J)	
2/26/2024		<0.1
8/12/2024		<0.1
2/28/2025		<0.1
9/3/2025		0.065 (J)

ND substitution: RL or RL/2 if <15% NDs.

Mann-Whitney (Wilcoxon Rank Sum)

Constituent: Fluoride (mg/L) Analysis Run 8/10/2026 4:31 PM View: Appendix III Mann-Whitney

Plant Bowen Client: Southern Company Data: Bowen 1, 2, 9, & 10

	GWC-9	GWC-9
3/30/2016	0.0241 (J)	
5/26/2016	0.0307 (J)	
8/5/2016	<0.1	
9/28/2016	<0.1	
11/21/2016	0.05 (J)	
2/6/2017	<0.1	
4/6/2017	<0.1	
6/13/2017	<0.1	
10/3/2017	<0.1	
3/20/2018	<0.1	
9/18/2018	0.11 (J)	
3/21/2019	<0.1	
9/16/2019	<0.1	
3/12/2020	<0.1	
9/17/2020	<0.1	
3/18/2021	<0.1	
8/10/2021	<0.1	
2/2/2022	<0.1	
8/17/2022	0.067 (J)	
2/21/2023	<0.1	
7/31/2023	<0.1	
2/27/2024		<0.1
8/12/2024		<0.1
2/28/2025		<0.1
9/3/2025		0.064 (J)

ND substitution: RL or RL/2 if <15% NDs.

Mann-Whitney (Wilcoxon Rank Sum)

Constituent: Fluoride (mg/L) Analysis Run 8/10/2026 4:31 PM View: Appendix III Mann-Whitney

Plant Bowen Client: Southern Company Data: Bowen 1, 2, 9, & 10

	GWC-10	GWC-10
3/31/2016	0.0389 (J)	
5/26/2016	0.0375 (J)	
8/5/2016	0.03 (J)	
9/28/2016	<0.1	
11/22/2016	0.04 (J)	
2/7/2017	<0.1	
4/10/2017	<0.1	
6/14/2017	0.02 (J)	
10/4/2017	<0.1	
3/20/2018	<0.1	
9/18/2018	0.12 (J)	
3/22/2019	0.045 (J)	
9/17/2019	<0.1	
3/12/2020	<0.1	
9/17/2020	<0.1	
3/18/2021	<0.1	
8/10/2021	<0.1	
2/4/2022	<0.1	
8/17/2022	0.094 (J)	
2/20/2023	<0.1	
7/31/2023	0.07 (J)	
2/27/2024		0.05 (J)
8/12/2024		<0.1
2/28/2025		<0.1
9/3/2025		0.07 (J)

ND substitution: RL or RL/2 if <15% NDs.

Mann-Whitney (Wilcoxon Rank Sum)

Constituent: Fluoride (mg/L) Analysis Run 8/10/2026 4:31 PM View: Appendix III Mann-Whitney

Plant Bowen Client: Southern Company Data: Bowen 1, 2, 9, & 10

	GWC-10R	GWC-10R
3/31/2016	0.0209 (J)	
5/26/2016	0.037 (J)	
8/3/2016	<0.1	
9/28/2016	0.05 (J)	
11/22/2016	0.04 (J)	
2/7/2017	<0.1	
4/10/2017	<0.1	
6/14/2017	<0.1	
10/4/2017	<0.1	
3/21/2018	<0.1	
9/18/2018	<0.1	
3/22/2019	<0.1	
9/17/2019	<0.1	
3/12/2020	<0.1	
9/17/2020	<0.1	
3/18/2021	<0.1	
8/11/2021	<0.1	
2/4/2022	<0.1	
8/18/2022	0.051 (J)	
2/20/2023	<0.1	
7/31/2023	<0.1	
2/27/2024		<0.1
8/12/2024		<0.1
3/3/2025		<0.1
9/3/2025		<0.1

ND substitution: RL or RL/2 if <15% NDs.

Mann-Whitney (Wilcoxon Rank Sum)

Constituent: Fluoride (mg/L) Analysis Run 8/10/2026 4:31 PM View: Appendix III Mann-Whitney

Plant Bowen Client: Southern Company Data: Bowen 1, 2, 9, & 10

	GWC-11	GWC-11
4/4/2016	0.0357 (J)	
5/26/2016	0.042 (J)	
8/3/2016	0.04 (J)	
9/28/2016	<0.1	
11/22/2016	0.06 (J)	
2/8/2017	0.05 (J)	
4/10/2017	<0.1	
6/15/2017	0.03 (J)	
10/4/2017	<0.1	
3/21/2018	<0.1	
9/18/2018	0.13 (J)	
3/23/2019	<0.1	
9/17/2019	<0.1	
3/12/2020	<0.1	
9/21/2020	<0.1	
3/19/2021	<0.1	
8/11/2021	<0.1	
2/4/2022	<0.1	
8/18/2022	<0.1	
2/20/2023	<0.1	
8/1/2023	0.05 (J)	
2/28/2024		0.06 (J)
8/13/2024		<0.1
3/4/2025		0.065 (J)
9/3/2025		0.063 (J)

ND substitution: RL or RL/2 if <15% NDs.

Mann-Whitney (Wilcoxon Rank Sum)

Constituent: Fluoride (mg/L) Analysis Run 8/10/2026 4:31 PM View: Appendix III Mann-Whitney

Plant Bowen Client: Southern Company Data: Bowen 1, 2, 9, & 10

	GWC-11R	GWC-11R
4/4/2016	0.022 (J)	
5/26/2016	0.023 (J)	
8/4/2016	0.05 (J)	
9/28/2016	<0.1	
11/22/2016	0.04 (J)	
2/8/2017	<0.1	
4/10/2017	<0.1	
6/15/2017	<0.1	
10/4/2017	<0.1	
3/22/2018	<0.1	
9/18/2018	<0.1	
3/23/2019	<0.1	
9/17/2019	<0.1	
3/12/2020	<0.1	
9/21/2020	<0.1	
3/19/2021	<0.1	
8/11/2021	<0.1	
2/4/2022	<0.1	
8/18/2022	<0.1	
2/20/2023	<0.1	
8/1/2023	<0.1	
2/28/2024		<0.1
8/12/2024		<0.1
3/3/2025		<0.1
9/3/2025		<0.1

ND substitution: RL or RL/2 if <15% NDs.

Mann-Whitney (Wilcoxon Rank Sum)

Constituent: Fluoride (mg/L) Analysis Run 8/10/2026 4:31 PM View: Appendix III Mann-Whitney

Plant Bowen Client: Southern Company Data: Bowen 1, 2, 9, & 10

	GWC-12	GWC-12
4/4/2016	0.035 (J)	
5/27/2016	0.032 (J)	
8/3/2016	<0.1	
9/30/2016	<0.1	
11/22/2016	0.03 (J)	
2/13/2017	<0.1	
4/11/2017	<0.1	
6/14/2017	0.01 (J)	
10/4/2017	<0.1	
3/22/2018	<0.1	
9/18/2018	0.12 (J)	
3/23/2019	<0.1	
9/17/2019	<0.1	
3/12/2020	<0.1	
9/21/2020	<0.1	
3/19/2021	<0.1	
8/11/2021	<0.1	
2/2/2022	<0.1	
8/18/2022	0.052 (J)	
2/21/2023	0.054 (J)	
8/1/2023	<0.1	
2/27/2024		<0.1
8/12/2024		<0.1
3/4/2025		0.057 (J)
9/3/2025		0.055 (J)

ND substitution: RL or RL/2 if <15% NDs.

Mann-Whitney (Wilcoxon Rank Sum)

Constituent: Fluoride (mg/L) Analysis Run 8/10/2026 4:31 PM View: Appendix III Mann-Whitney

Plant Bowen Client: Southern Company Data: Bowen 1, 2, 9, & 10

	GWC-13	GWC-13
4/4/2016	0.026 (J)	
5/31/2016	0.0234 (J)	
8/4/2016	0.09 (J)	
9/29/2016	<0.1	
11/28/2016	0.08 (J)	
2/9/2017	0.24 (J)	
4/12/2017	<0.1	
6/16/2017	0.04 (J)	
10/9/2017	<0.1	
3/21/2018	<0.1	
9/19/2018	<0.1	
3/23/2019	<0.1	
9/18/2019	<0.1	
3/13/2020	<0.1	
9/22/2020	<0.1	
3/18/2021	<0.1	
8/11/2021	<0.1	
2/17/2022	<0.1	
8/18/2022	0.061 (J)	
2/22/2023	0.06 (J)	
8/1/2023	<0.1	
2/27/2024		<0.1
8/12/2024		<0.1
3/3/2025		<0.1
9/3/2025		0.055 (J)

ND substitution: RL or RL/2 if <15% NDs.

Mann-Whitney (Wilcoxon Rank Sum)

Constituent: Fluoride (mg/L) Analysis Run 8/10/2026 4:31 PM View: Appendix III Mann-Whitney

Plant Bowen Client: Southern Company Data: Bowen 1, 2, 9, & 10

	GWC-13RZ	GWC-13RZ
4/4/2016	0.044 (J)	
6/1/2016	0.0338 (J)	
2/22/2017	0.22 (J)	
4/11/2017	0.16 (J)	
6/16/2017	0.2 (J)	
7/12/2017	0.2 (J)	
7/28/2017	0.18 (J)	
8/10/2017	0.15 (J)	
10/6/2017	0.14 (J)	
3/23/2018	0.24 (J)	
9/20/2018	0.094 (J)	
3/22/2019	0.12 (J)	
9/19/2019	0.17 (J)	
3/17/2020	0.11 (J)	
9/22/2020	0.1 (J)	
3/19/2021	0.12	
8/12/2021	0.11	
2/4/2022	0.13	
8/19/2022	0.14	
2/22/2023	0.15	
8/2/2023	0.14	
2/28/2024		0.14
8/13/2024		0.12
3/4/2025		0.16
9/4/2025		0.16

Mann-Whitney (Wilcoxon Rank Sum)

Constituent: Fluoride (mg/L) Analysis Run 8/10/2026 4:31 PM View: Appendix III Mann-Whitney

Plant Bowen Client: Southern Company Data: Bowen 1, 2, 9, & 10

	GWC-14Z	GWC-14Z
4/5/2016	0.019 (J)	
6/1/2016	0.0148 (J)	
8/9/2016	0.04 (J)	
11/28/2016	0.07 (J)	
2/9/2017	0.08 (J)	
4/11/2017	<0.1	
6/14/2017	0.01 (J)	
7/12/2017	0.05 (J)	
10/5/2017	<0.1	
3/22/2018	<0.1	
9/19/2018	<0.1	
3/22/2019	<0.1	
9/17/2019	<0.1	
3/13/2020	<0.1	
9/21/2020	<0.1	
3/18/2021	<0.1	
8/11/2021	<0.1	
2/4/2022	<0.1	
8/18/2022	<0.1	
2/22/2023	<0.1	
8/1/2023	<0.1	
2/28/2024		<0.1
8/13/2024		<0.1
3/3/2025		<0.1
9/4/2025		<0.1

ND substitution: RL or RL/2 if <15% NDs.

Mann-Whitney (Wilcoxon Rank Sum)

Constituent: Fluoride (mg/L) Analysis Run 8/10/2026 4:31 PM View: Appendix III Mann-Whitney

Plant Bowen Client: Southern Company Data: Bowen 1, 2, 9, & 10

	GWC-15R	GWC-15R
4/5/2016	0.027 (J)	
5/31/2016	0.0233 (J)	
8/4/2016	<0.1	
9/29/2016	<0.1	
11/23/2016	0.04 (J)	
2/10/2017	<0.1	
4/12/2017	<0.1	
6/15/2017	0.06 (J)	
10/6/2017	<0.1	
3/23/2018	<0.1	
9/19/2018	<0.1	
3/25/2019	<0.1	
9/17/2019	<0.1	
3/13/2020	<0.1	
9/21/2020	<0.1	
3/18/2021	<0.1	
8/11/2021	<0.1	
2/4/2022	<0.1	
8/19/2022	0.054 (J)	
2/22/2023	0.05 (J)	
8/2/2023	<0.1	
2/28/2024		<0.1
8/13/2024		<0.1
3/3/2025		<0.1
9/4/2025		<0.1

ND substitution: RL or RL/2 if <15% NDs.

Mann-Whitney (Wilcoxon Rank Sum)

Constituent: Fluoride (mg/L) Analysis Run 8/10/2026 4:31 PM View: Appendix III Mann-Whitney

Plant Bowen Client: Southern Company Data: Bowen 1, 2, 9, & 10

	GWC-15Z	GWC-15Z
4/5/2016	0.053 (J)	
5/31/2016	0.0669 (J)	
11/23/2016	0.03 (J)	
2/10/2017	<0.1	
4/11/2017	<0.1	
6/15/2017	0.02 (J)	
7/12/2017	0.04 (J)	
7/26/2017	0.03 (J)	
10/6/2017	<0.1	
3/23/2018	<0.1	
9/19/2018	0.041 (J)	
3/22/2019	<0.1	
9/17/2019	<0.1	
3/13/2020	<0.1	
9/21/2020	<0.1	
3/18/2021	<0.1	
8/11/2021	<0.1	
2/7/2022	<0.1	
8/19/2022	0.053 (J)	
2/22/2023	<0.1	
8/1/2023	<0.1	
2/28/2024		<0.1
8/13/2024		<0.1
3/3/2025		<0.1
9/4/2025		0.054 (J)

ND substitution: RL or RL/2 if <15% NDs.

Mann-Whitney (Wilcoxon Rank Sum)

Constituent: Fluoride (mg/L) Analysis Run 8/10/2026 4:31 PM View: Appendix III Mann-Whitney

Plant Bowen Client: Southern Company Data: Bowen 1, 2, 9, & 10

	GWC-44	GWC-44
3/16/2016	0.0657 (J)	
5/16/2016	0.0415 (J)	
7/25/2016	0.14 (J)	
9/19/2016	<0.1	
11/3/2016	0.06 (J)	
1/19/2017	0.009 (J)	
3/28/2017	0.04 (J)	
6/5/2017	0.06 (J)	
7/20/2017	0.21 (J)	
9/26/2017	0.14 (J)	
3/15/2018	0.11 (J)	
9/12/2018	0.062 (J)	
3/14/2019	0.13 (J)	
9/11/2019	<0.1	
3/10/2020	0.13 (J)	
9/15/2020	<0.1	
3/11/2021	<0.1	
8/4/2021	<0.1	
1/31/2022	<0.1	
8/15/2022	0.056 (J)	
2/14/2023	0.075 (J)	
7/26/2023	<0.1	
2/20/2024		<0.1
8/6/2024		<0.1
2/26/2025		0.059 (J)
8/28/2025		<0.1

ND substitution: RL or RL/2 if <15% NDs.

Mann-Whitney (Wilcoxon Rank Sum)

Constituent: Fluoride (mg/L) Analysis Run 8/10/2026 4:31 PM View: Appendix III Mann-Whitney

Plant Bowen Client: Southern Company Data: Bowen 1, 2, 9, & 10

	GWC-45	GWC-45
3/16/2016	<0.1	
5/16/2016	<0.1	
7/25/2016	0.02 (J)	
9/19/2016	<0.1	
11/4/2016	0.04 (J)	
1/23/2017	0.006 (J)	
3/29/2017	<0.1	
6/7/2017	<0.1	
9/27/2017	<0.1	
3/15/2018	<0.1	
9/13/2018	<0.1	
3/14/2019	<0.1	
9/11/2019	<0.1	
3/10/2020	<0.1	
9/11/2020	<0.1	
3/11/2021	<0.1	
8/6/2021	<0.1	
2/1/2022	<0.1	
8/12/2022	<0.1	
2/15/2023	<0.1	
7/26/2023	<0.1	
2/20/2024		<0.1
8/5/2024		<0.1
2/26/2025		<0.1
9/2/2025		<0.1

ND substitution: RL or RL/2 if <15% NDs.

Mann-Whitney (Wilcoxon Rank Sum)

Constituent: Fluoride (mg/L) Analysis Run 8/10/2026 4:31 PM View: Appendix III Mann-Whitney

Plant Bowen Client: Southern Company Data: Bowen 1, 2, 9, & 10

	GWC-45R	GWC-45R
3/16/2016	0.0167 (J)	
5/16/2016	0.0161 (J)	
7/25/2016	0.14 (J)	
9/19/2016	<0.1	
11/3/2016	0.08 (J)	
1/20/2017	0.01 (J)	
3/29/2017	<0.1	
6/7/2017	<0.1	
9/27/2017	<0.1	
3/15/2018	<0.1	
9/13/2018	<0.1	
3/14/2019	0.039 (J)	
9/11/2019	<0.1	
3/10/2020	<0.1	
9/11/2020	<0.1	
3/11/2021	<0.1	
8/6/2021	<0.1	
2/1/2022	<0.1	
8/12/2022	0.063 (J)	
2/15/2023	<0.1	
7/26/2023	<0.1	
2/20/2024		<0.1
8/5/2024		<0.1
2/26/2025		0.055 (J)
9/2/2025		<0.1

ND substitution: RL or RL/2 if <15% NDs.

Mann-Whitney (Wilcoxon Rank Sum)

Constituent: Fluoride (mg/L) Analysis Run 8/10/2026 4:31 PM View: Appendix III Mann-Whitney

Plant Bowen Client: Southern Company Data: Bowen 1, 2, 9, & 10

	GWC-46R	GWC-46R
3/10/2016	0.0235 (J)	
5/17/2016	0.0281 (J)	
7/26/2016	<0.1	
9/20/2016	<0.1	
11/4/2016	0.05 (J)	
1/20/2017	0.01 (J)	
3/28/2017	<0.1	
6/7/2017	<0.1	
9/29/2017	<0.1	
3/15/2018	<0.1	
9/13/2018	<0.1	
3/18/2019	<0.1	
9/11/2019	<0.1	
3/10/2020	<0.1	
9/14/2020	<0.1	
3/11/2021	<0.1	
8/5/2021	<0.1	
1/31/2022	<0.1	
8/15/2022	0.06 (J)	
2/14/2023	0.091 (J)	
7/26/2023	<0.1	
2/21/2024		<0.1
8/5/2024		<0.1
2/26/2025		0.053 (J)
8/29/2025		<0.1

ND substitution: RL or RL/2 if <15% NDs.

Mann-Whitney (Wilcoxon Rank Sum)

Constituent: Fluoride (mg/L) Analysis Run 8/10/2026 4:31 PM View: Appendix III Mann-Whitney

Plant Bowen Client: Southern Company Data: Bowen 1, 2, 9, & 10

	GWC-47	GWC-47
3/10/2016	0.0439 (J)	
5/18/2016	0.059 (J)	
7/27/2016	0.1 (J)	
9/20/2016	0.04 (J)	
11/7/2016	0.1 (J)	
1/23/2017	0.13 (J)	
3/29/2017	0.04 (J)	
6/8/2017	0.05 (J)	
9/27/2017	0.04 (J)	
3/15/2018	<0.1	
9/13/2018	0.047 (J)	
3/15/2019	<0.1	
9/12/2019	<0.1	
3/9/2020	<0.1	
9/14/2020	<0.1	
3/11/2021	<0.1	
8/5/2021	<0.1	
2/1/2022	<0.1	
8/15/2022	0.058 (J)	
2/15/2023	0.064 (J)	
7/27/2023	<0.1	
2/21/2024		0.059 (J)
8/5/2024		<0.1
2/26/2025		0.073 (J)
8/28/2025		<0.1

ND substitution: RL or RL/2 if <15% NDs.

Mann-Whitney (Wilcoxon Rank Sum)

Constituent: Fluoride (mg/L) Analysis Run 8/10/2026 4:31 PM View: Appendix III Mann-Whitney

Plant Bowen Client: Southern Company Data: Bowen 1, 2, 9, & 10

	GWC-47R	GWC-47R
3/10/2016	0.0551 (J)	
5/18/2016	0.065 (J)	
7/27/2016	0.09 (J)	
9/20/2016	<0.1	
11/4/2016	0.04 (J)	
1/20/2017	0.009 (J)	
3/29/2017	<0.1	
6/8/2017	0.01 (J)	
9/27/2017	<0.1	
3/16/2018	0.13 (J)	
9/13/2018	<0.1	
3/19/2019	<0.1	
9/11/2019	<0.1	
3/9/2020	<0.1	
9/15/2020	<0.1	
3/11/2021	<0.1	
8/5/2021	<0.1	
2/1/2022	<0.1	
8/15/2022	0.069 (J)	
2/15/2023	0.081 (J)	
7/27/2023	<0.1	
2/21/2024		0.095 (J)
8/5/2024		<0.1
2/26/2025		0.063 (J)
9/2/2025		0.064 (J)

ND substitution: RL or RL/2 if <15% NDs.

Mann-Whitney (Wilcoxon Rank Sum)

Constituent: Fluoride (mg/L) Analysis Run 8/10/2026 4:31 PM View: Appendix III Mann-Whitney

Plant Bowen Client: Southern Company Data: Bowen 1, 2, 9, & 10

	GWC-48	GWC-48
3/10/2016	0.0195 (J)	
5/17/2016	0.0156 (J)	
7/27/2016	<0.1	
9/20/2016	0.03 (J)	
11/4/2016	0.06 (J)	
1/23/2017	0.02 (J)	
3/28/2017	<0.1	
6/8/2017	0.06 (J)	
9/29/2017	<0.1	
3/15/2018	<0.1	
9/13/2018	<0.1	
3/15/2019	<0.1	
9/11/2019	<0.1	
3/9/2020	<0.1	
9/14/2020	<0.1	
3/11/2021	<0.1	
8/4/2021	<0.1	
1/31/2022	<0.1	
8/15/2022	0.065 (J)	
2/15/2023	0.058 (J)	
7/26/2023	0.068 (J)	
2/21/2024		0.065 (J)
8/5/2024		<0.1
2/26/2025		0.085 (J)
8/29/2025		0.13

ND substitution: RL or RL/2 if <15% NDs.

Mann-Whitney (Wilcoxon Rank Sum)

Constituent: Fluoride (mg/L) Analysis Run 8/10/2026 4:31 PM View: Appendix III Mann-Whitney

Plant Bowen Client: Southern Company Data: Bowen 1, 2, 9, & 10

	GWC-49R	GWC-49R
3/17/2016	0.0257 (J)	
5/18/2016	0.022 (J)	
7/27/2016	0.07 (J)	
9/21/2016	<0.1	
11/4/2016	0.03 (J)	
1/24/2017	<0.1	
3/29/2017	<0.1	
6/8/2017	0.02 (J)	
9/29/2017	<0.1	
3/15/2018	<0.1	
9/13/2018	<0.1	
3/18/2019	<0.1	
9/11/2019	<0.1	
3/11/2020	<0.1	
9/11/2020	<0.1	
3/15/2021	<0.1	
8/11/2021	<0.1	
2/1/2022	<0.1	
8/15/2022	<0.1	
2/14/2023	<0.1	
7/27/2023	<0.1	
2/21/2024		<0.1
8/6/2024		0.05 (J)
2/26/2025		0.05 (J)
8/29/2025		<0.1

ND substitution: RL or RL/2 if <15% NDs.

Mann-Whitney (Wilcoxon Rank Sum)

Constituent: Fluoride (mg/L) Analysis Run 8/10/2026 4:31 PM View: Appendix III Mann-Whitney

Plant Bowen Client: Southern Company Data: Bowen 1, 2, 9, & 10

	GWC-49Z	GWC-49Z
3/17/2016	0.017 (J)	
5/18/2016	0.015 (J)	
7/28/2016	0.08 (J)	
9/21/2016	<0.1	
11/7/2016	<0.1	
1/24/2017	<0.1	
3/30/2017	<0.1	
6/9/2017	<0.1	
9/29/2017	<0.1	
3/15/2018	<0.1	
9/14/2018	<0.1	
3/19/2019	<0.1	
9/11/2019	<0.1	
3/9/2020	<0.1	
9/14/2020	<0.1	
3/15/2021	<0.1	
8/5/2021	<0.1	
2/1/2022	<0.1	
8/15/2022	<0.1	
2/14/2023	<0.1	
7/27/2023	<0.1	
2/21/2024		<0.1
8/6/2024		<0.1
2/26/2025		<0.1
8/29/2025		<0.1

ND substitution: RL or RL/2 if <15% NDs.

Mann-Whitney (Wilcoxon Rank Sum)

Constituent: Sulfate (mg/L) Analysis Run 8/10/2026 4:31 PM View: Appendix III Mann-Whitney
Plant Bowen Client: Southern Company Data: Bowen 1, 2, 9, & 10

	GWA-1	GWA-1
3/22/2016	2.3685	
5/19/2016	2.14	
7/29/2016	1.9	
9/23/2016	2	
11/9/2016	1.6	
1/30/2017	1.8	
3/30/2017	1.6	
6/9/2017	1.7	
10/2/2017	1.8	
3/16/2018	1.5	
9/17/2018	1.3	
3/20/2019	1.5	
9/12/2019	0.98 (J)	
3/11/2020	0.94 (J)	
9/15/2020	0.96 (J)	
3/16/2021	0.99 (J)	
8/9/2021	1.3	
2/1/2022	0.93 (J)	
8/16/2022	0.78 (J)	
2/16/2023	1.1	
7/27/2023	1.4	
2/22/2024		1
8/7/2024		1.1
2/27/2025		0.88 (J)
9/2/2025		1.2

Mann-Whitney (Wilcoxon Rank Sum)

Constituent: Sulfate (mg/L) Analysis Run 8/10/2026 4:31 PM View: Appendix III Mann-Whitney
Plant Bowen Client: Southern Company Data: Bowen 1, 2, 9, & 10

	GWA-2	GWA-2
3/23/2016	105.552	
5/20/2016	44.3	
7/29/2016	48	
9/23/2016	43	
11/9/2016	31	
1/31/2017	4.2	
3/30/2017	53	
6/12/2017	95	
10/2/2017	3.5	
3/19/2018	147	
9/14/2018	7.7	
3/20/2019	3.6	
9/12/2019	5.2	
3/11/2020	131	
9/15/2020	35.3	
3/17/2021	90.7	
8/9/2021	84.7	
2/1/2022	86.1	
8/16/2022	58.5	
2/16/2023	115	
7/27/2023	44	
2/22/2024		82
8/7/2024		47.5
2/27/2025		74.4
9/2/2025		50.8

Mann-Whitney (Wilcoxon Rank Sum)

Constituent: Sulfate (mg/L) Analysis Run 8/10/2026 4:31 PM View: Appendix III Mann-Whitney
Plant Bowen Client: Southern Company Data: Bowen 1, 2, 9, & 10

	GWA-2R	GWA-2R
3/23/2016	26.8249	
5/19/2016	3.81	
7/29/2016	1.1	
9/22/2016	0.96 (J)	
11/10/2016	0.72 (J)	
1/31/2017	1.5	
4/3/2017	1.3	
6/9/2017	1.2	
10/2/2017	1.7	
3/16/2018	14.8	
9/14/2018	2.1	
3/19/2019	32.5	
9/13/2019	3.8	
3/11/2020	34.3	
9/15/2020	1	
3/16/2021	3.3	
8/9/2021	1.6	
2/1/2022	1.5	
8/16/2022	7.8	
2/16/2023	38.9	
7/27/2023	17.6	
2/26/2024		20.9
8/6/2024		5.8
2/27/2025		41.5
9/2/2025		9

Mann-Whitney (Wilcoxon Rank Sum)

Constituent: Sulfate (mg/L) Analysis Run 8/10/2026 4:31 PM View: Appendix III Mann-Whitney
Plant Bowen Client: Southern Company Data: Bowen 1, 2, 9, & 10

	GWA-4RZ	GWA-4RZ
2/22/2017	22	
4/7/2017	18	
6/14/2017	20	
7/12/2017	18	
7/20/2017	20	
7/28/2017	18	
8/9/2017	19	
8/24/2017	21	
10/3/2017	25	
12/28/2017	26	
3/21/2018	25.4	
9/18/2018	22.8	
3/21/2019	24.9	
9/13/2019	16.5	
3/12/2020	20.8	
9/17/2020	20.3	
3/16/2021	22.1	
8/10/2021	20.7	
2/3/2022	20.7	
8/17/2022	18.1	
2/17/2023	21.2	
7/28/2023	19.6	
2/27/2024		23.2
8/8/2024		12.2
2/28/2025		22.4
9/3/2025		23.1

Mann-Whitney (Wilcoxon Rank Sum)

Constituent: Sulfate (mg/L) Analysis Run 8/10/2026 4:31 PM View: Appendix III Mann-Whitney
Plant Bowen Client: Southern Company Data: Bowen 1, 2, 9, & 10

	GWA-39RZ	GWA-39RZ
2/21/2017	26	
3/27/2017	10	
6/8/2017	6.7	
7/17/2017	6.4	
7/27/2017	18	
8/9/2017	18	
9/29/2017	21	
3/16/2018	15.5	
9/14/2018	11.6	
3/14/2019	9.3	
9/11/2019	14	
3/9/2020	5.8	
9/16/2020	8.6	
3/16/2021	3.5	
8/6/2021	4.2	
2/2/2022	4.5	
8/16/2022	4.5	
2/14/2023	6.3	
7/25/2023	4.9	
2/19/2024		4
8/1/2024		3.3
2/26/2025		2.4
8/28/2025		2.9

Mann-Whitney (Wilcoxon Rank Sum)

Constituent: Sulfate (mg/L) Analysis Run 8/10/2026 4:31 PM View: Appendix III Mann-Whitney

Plant Bowen Client: Southern Company Data: Bowen 1, 2, 9, & 10

	GWA-39Z	GWA-39Z
3/14/2016	4.2598	
5/11/2016	6.05	
7/19/2016	9.5	
9/15/2016	6.7	
11/2/2016	5.4	
1/18/2017	5.5	
3/28/2017	2.9	
6/7/2017	2.3	
9/26/2017	3.2	
3/14/2018	3.8	
9/12/2018	3.7	
3/15/2019	3	
9/9/2019	2.4	
3/9/2020	0.84 (J)	
9/10/2020	0.95 (J)	
3/12/2021	2	
8/4/2021	1.3	
1/31/2022	1.2	
8/10/2022	1.3	
2/13/2023	1.7	
7/26/2023	1.5	
2/19/2024		1.1
8/1/2024		1.2
2/25/2025		1.2
8/28/2025		1.2

Mann-Whitney (Wilcoxon Rank Sum)

Constituent: Sulfate (mg/L) Analysis Run 8/10/2026 4:31 PM View: Appendix III Mann-Whitney

Plant Bowen Client: Southern Company Data: Bowen 1, 2, 9, & 10

	GWA-40	GWA-40
3/15/2016	1.2104	
5/11/2016	1.28	
7/21/2016	0.91 (J)	
9/19/2016	1.3	
11/3/2016	1.5	
1/17/2017	1.2	
3/24/2017	0.86 (J)	
5/24/2017	1.2	
9/26/2017	4.2	
12/28/2017	7.4	
3/14/2018	3.8	
9/12/2018	1.7	
3/13/2019	2.1	
9/9/2019	1.6	
3/9/2020	1.2	
9/11/2020	1.3	
3/10/2021	1.5	
8/4/2021	1.4	
1/31/2022	1.2	
8/12/2022	1.2	
2/13/2023	1.4	
7/26/2023	1.4	
2/19/2024		1.2
8/1/2024		1.5
2/25/2025		0.71 (J)
8/27/2025		1.4

Mann-Whitney (Wilcoxon Rank Sum)

Constituent: Sulfate (mg/L) Analysis Run 8/10/2026 4:31 PM View: Appendix III Mann-Whitney

Plant Bowen Client: Southern Company Data: Bowen 1, 2, 9, & 10

	GWA-41	GWA-41
3/15/2016	4.9347	
5/12/2016	2.3	
7/20/2016	2	
9/15/2016	1.1	
11/3/2016	1.6	
1/18/2017	1.5	
3/24/2017	1.6	
6/6/2017	4.1	
9/25/2017	1.9	
3/14/2018	11.5	
9/12/2018	1.8	
3/14/2019	6.2	
9/10/2019	1.2	
3/6/2020	10	
9/10/2020	1.7	
3/11/2021	6.1	
8/4/2021	1.7	
1/31/2022	1.8	
8/11/2022	1.9	
2/13/2023	6	
7/25/2023	1.1	
2/19/2024		4.2
8/1/2024		0.75 (J)
2/25/2025		5
8/28/2025		1.2

Mann-Whitney (Wilcoxon Rank Sum)

Constituent: Sulfate (mg/L) Analysis Run 8/10/2026 4:31 PM View: Appendix III Mann-Whitney

Plant Bowen Client: Southern Company Data: Bowen 1, 2, 9, & 10

	GWA-41R	GWA-41R
3/15/2016	6.4987	
5/13/2016	3.68	
7/21/2016	4.5	
9/21/2016	2.8	
11/3/2016	6.7	
1/17/2017	1.1	
3/27/2017	0.85 (J)	
6/6/2017	6.1	
9/25/2017	3.5	
3/14/2018	10.9	
9/12/2018	3.7	
3/14/2019	8.9	
9/10/2019	8.4	
3/9/2020	8.5	
9/10/2020	5.9	
3/10/2021	8.4	
8/4/2021	6.4	
1/31/2022	8.5	
8/11/2022	4.7	
2/13/2023	10.2	
7/25/2023	3	
2/19/2024		9.6
8/1/2024		2.7
2/25/2025		5.8
8/27/2025		2.3

Mann-Whitney (Wilcoxon Rank Sum)

Constituent: Sulfate (mg/L) Analysis Run 8/10/2026 4:31 PM View: Appendix III Mann-Whitney

Plant Bowen Client: Southern Company Data: Bowen 1, 2, 9, & 10

	GWA-42	GWA-42
3/11/2016	1.4538	
5/16/2016	1.18	
7/22/2016	1.8	
9/19/2016	1.4	
11/3/2016	1.6	
1/17/2017	1.8	
3/27/2017	2	
6/7/2017	1.9	
9/26/2017	2	
3/14/2018	2.1	
9/14/2018	1.6	
3/14/2019	2.2	
9/10/2019	1.2	
3/6/2020	1.7	
9/10/2020	0.95 (J)	
3/11/2021	1.6	
8/4/2021	1.4	
1/31/2022	1.1	
8/10/2022	1	
2/13/2023	1.6	
7/26/2023	1.1	
2/20/2024		1.2
8/1/2024		1.1
2/25/2025		1.2
8/28/2025		1.4

Mann-Whitney (Wilcoxon Rank Sum)

Constituent: Sulfate (mg/L) Analysis Run 8/10/2026 4:31 PM View: Appendix III Mann-Whitney

Plant Bowen Client: Southern Company Data: Bowen 1, 2, 9, & 10

	GWA-43	GWA-43
3/11/2016	1.1313	
5/13/2016	1.96	
7/19/2016	1.3	
9/16/2016	1.1	
11/2/2016	1.2	
1/18/2017	0.84 (J)	
3/28/2017	0.7 (J)	
6/6/2017	0.47 (J)	
9/22/2017	0.59 (J)	
3/14/2018	0.39 (J)	
9/12/2018	0.3 (J)	
3/13/2019	0.43 (J)	
9/11/2019	<1	
3/9/2020	<1	
9/11/2020	<1	
3/11/2021	<1	
8/6/2021	<1	
1/31/2022	<1	
8/11/2022	<1	
2/14/2023	<1	
7/25/2023	<1	
2/20/2024		<1
8/2/2024		<1
2/25/2025		<1
8/28/2025		<1

ND substitution: RL or RL/2 if <15% NDs.

Mann-Whitney (Wilcoxon Rank Sum)

Constituent: Sulfate (mg/L) Analysis Run 8/10/2026 4:31 PM View: Appendix III Mann-Whitney
Plant Bowen Client: Southern Company Data: Bowen 1, 2, 9, & 10

	GWA-43R	GWA-43R
3/11/2016	3.8282	
5/13/2016	3.56	
7/19/2016	5.6	
9/16/2016	6.7	
11/2/2016	8.1	
1/18/2017	8.9	
3/28/2017	8.2	
6/6/2017	7	
9/22/2017	8.3	
3/15/2018	5.1	
9/12/2018	5.6	
3/13/2019	4.4	
9/11/2019	5	
3/9/2020	3.9	
9/14/2020	4.9	
3/11/2021	4.3	
8/5/2021	2.9	
1/31/2022	2.5	
8/10/2022	2.5	
2/13/2023	2.5	
7/25/2023	2.6	
2/20/2024		2.8
8/2/2024		3.2
2/25/2025		2.1
8/28/2025		2.8

Mann-Whitney (Wilcoxon Rank Sum)

Constituent: Sulfate (mg/L) Analysis Run 8/10/2026 4:31 PM View: Appendix III Mann-Whitney

Plant Bowen Client: Southern Company Data: Bowen 1, 2, 9, & 10

	GWA-50	GWA-50
3/28/2016	0.7283 (J)	
5/23/2016	0.728 (J)	
8/1/2016	0.78 (J)	
9/26/2016	0.82 (J)	
11/10/2016	0.92 (J)	
1/30/2017	0.88 (J)	
4/7/2017	0.82 (J)	
6/12/2017	0.78 (J)	
10/2/2017	0.71 (J)	
3/16/2018	0.67 (J)	
9/17/2018	0.47 (J)	
3/19/2019	0.52 (J)	
9/13/2019	0.55 (J)	
3/11/2020	<1	
9/16/2020	<1	
3/17/2021	<1	
8/9/2021	<1	
2/1/2022	<1	
8/16/2022	<1	
2/16/2023	<1	
7/28/2023	0.53 (J)	
2/22/2024		<1
8/8/2024		0.53 (J)
2/27/2025		<1
9/2/2025		0.52 (J)

ND substitution: RL or RL/2 if <15% NDs.

Mann-Whitney (Wilcoxon Rank Sum)

Constituent: Sulfate (mg/L) Analysis Run 8/10/2026 4:31 PM View: Appendix III Mann-Whitney

Plant Bowen Client: Southern Company Data: Bowen 1, 2, 9, & 10

	GWA-50R	GWA-50R
3/28/2016	0.9594 (J)	
5/25/2016	1.59	
8/1/2016	1	
9/26/2016	1.2	
11/11/2016	1.2	
1/30/2017	1	
4/3/2017	1.3	
6/12/2017	1.1	
10/2/2017	1.1	
3/16/2018	0.87 (J)	
9/18/2018	0.87 (J)	
3/19/2019	0.97 (J)	
9/12/2019	0.8 (J)	
3/11/2020	0.85 (J)	
9/15/2020	0.54 (J)	
3/17/2021	0.86 (J)	
8/9/2021	0.77 (J)	
2/2/2022	0.53 (J)	
8/17/2022	0.55 (J)	
2/16/2023	0.58 (J)	
7/28/2023	0.71 (J)	
2/22/2024		<1
8/8/2024		0.69 (J)
2/28/2025		0.51 (J)
9/2/2025		0.7 (J)

ND substitution: RL or RL/2 if <15% NDs.

Mann-Whitney (Wilcoxon Rank Sum)

Constituent: Sulfate (mg/L) Analysis Run 8/10/2026 4:31 PM View: Appendix III Mann-Whitney

Plant Bowen Client: Southern Company Data: Bowen 1, 2, 9, & 10

	GWC-5	GWC-5
3/28/2016	1.87	
5/25/2016	1.41	
8/1/2016	1.5	
9/27/2016	1.4	
11/11/2016	1.5	
1/31/2017	1.8	
4/3/2017	1.5	
6/12/2017	2.1	
10/3/2017	1.4	
3/19/2018	1.3	
9/17/2018	1.3	
3/20/2019	1.3	
9/16/2019	1.2	
3/16/2020	1.1	
9/16/2020	1.1	
3/17/2021	1.1	
8/9/2021	1.2	
2/2/2022	1	
8/16/2022	1	
2/20/2023	1.4	
7/28/2023	1.4	
2/26/2024		1
8/8/2024		1.1
2/27/2025		0.74 (J)
9/3/2025		1.1

Mann-Whitney (Wilcoxon Rank Sum)

Constituent: Sulfate (mg/L) Analysis Run 8/10/2026 4:31 PM View: Appendix III Mann-Whitney

Plant Bowen Client: Southern Company Data: Bowen 1, 2, 9, & 10

	GWC-6	GWC-6
3/29/2016	3.5801	
5/24/2016	2.79	
8/1/2016	2.2	
9/26/2016	1.8	
11/18/2016	1.8	
2/1/2017	2.8	
4/6/2017	2.5	
6/13/2017	2.8	
10/3/2017	2.6	
3/19/2018	2.6	
9/17/2018	2.2	
3/21/2019	2.7	
9/16/2019	2	
3/12/2020	2.1	
9/16/2020	1.8	
3/17/2021	2.2	
8/10/2021	1.7	
2/2/2022	1.7	
8/17/2022	1.6	
2/17/2023	2	
7/31/2023	1.7	
2/26/2024		1.7
8/8/2024		1.6
2/27/2025		1.4
9/3/2025		1.3

Mann-Whitney (Wilcoxon Rank Sum)

Constituent: Sulfate (mg/L) Analysis Run 8/10/2026 4:31 PM View: Appendix III Mann-Whitney
Plant Bowen Client: Southern Company Data: Bowen 1, 2, 9, & 10

	GWC-6RZ	GWC-6RZ
3/29/2016	1.4863	
5/24/2016	1.62	
8/1/2016	2.3	
9/26/2016	2.4	
11/14/2016	2.8	
2/1/2017	2.6	
4/6/2017	2.3	
6/13/2017	2.2	
10/3/2017	2.6	
3/20/2018	2.5	
9/17/2018	2.5	
3/21/2019	1.7	
9/16/2019	1.6	
3/12/2020	1.4	
9/16/2020	1.3	
3/17/2021	1.8	
8/10/2021	1.4	
2/2/2022	1.5	
8/17/2022	1.2	
2/17/2023	1.8	
7/28/2023	1.7	
2/26/2024		1.5
8/8/2024		1.4
2/27/2025		1.1
9/2/2025		1.4

Mann-Whitney (Wilcoxon Rank Sum)

Constituent: Sulfate (mg/L) Analysis Run 8/10/2026 4:31 PM View: Appendix III Mann-Whitney
Plant Bowen Client: Southern Company Data: Bowen 1, 2, 9, & 10

	GWC-7Z	GWC-7Z
5/31/2016	2.03	
8/2/2016	0.96 (J)	
9/27/2016	0.87 (J)	
11/21/2016	0.93 (J)	
2/1/2017	0.76 (J)	
4/6/2017	0.81 (J)	
6/13/2017	0.58 (J)	
7/14/2017	0.04 (J)	
10/3/2017	0.87 (J)	
3/20/2018	0.5 (J)	
9/18/2018	0.65 (J)	
3/21/2019	1.9	
9/13/2019	0.76 (J)	
3/12/2020	1.7	
9/16/2020	1.1	
3/17/2021	1.3	
8/10/2021	1.1	
2/2/2022	1.3	
8/17/2022	0.91 (J)	
2/20/2023	1.7	
7/31/2023	1.1	
2/26/2024		0.98 (J)
8/8/2024		0.97 (J)
2/27/2025		0.69 (J)
9/3/2025		1.1

Mann-Whitney (Wilcoxon Rank Sum)

Constituent: Sulfate (mg/L) Analysis Run 8/10/2026 4:31 PM View: Appendix III Mann-Whitney

Plant Bowen Client: Southern Company Data: Bowen 1, 2, 9, & 10

	GWC-8RR	GWC-8RR
3/30/2016	1.9542	
5/24/2016	0.989 (J)	
8/2/2016	1	
9/27/2016	0.95 (J)	
11/22/2016	1.1	
2/6/2017	0.96 (J)	
4/6/2017	0.88 (J)	
6/14/2017	0.97 (J)	
10/4/2017	0.84 (J)	
3/21/2018	1.2	
9/18/2018	0.9 (J)	
3/27/2019	1.5	
9/16/2019	0.69 (J)	
3/12/2020	1.8	
9/17/2020	0.6 (J)	
3/17/2021	0.72 (J)	
8/10/2021	0.64 (J)	
2/2/2022	0.72 (J)	
8/17/2022	0.53 (J)	
2/21/2023	1.7	
7/31/2023	0.86 (J)	
2/27/2024		0.66 (J)
8/12/2024		0.88 (J)
3/4/2025		0.98 (J)
9/3/2025		0.78 (J)

Mann-Whitney (Wilcoxon Rank Sum)

Constituent: Sulfate (mg/L) Analysis Run 8/10/2026 4:31 PM View: Appendix III Mann-Whitney
Plant Bowen Client: Southern Company Data: Bowen 1, 2, 9, & 10

	GWC-8Z	GWC-8Z
3/22/2016	3.9321	
5/25/2016	2.68	
8/2/2016	2.7	
9/26/2016	2.9	
11/21/2016	2.8	
2/3/2017	2.7	
4/7/2017	2.3	
6/13/2017	2	
10/3/2017	1.9	
3/20/2018	1.6	
9/18/2018	1.6	
5/6/2019	2.1	
9/16/2019	1	
3/16/2020	0.66 (J)	
9/17/2020	0.74 (J)	
3/18/2021	1.1	
8/10/2021	0.72 (J)	
2/2/2022	0.72 (J)	
8/17/2022	0.58 (J)	
2/20/2023	1.1	
7/31/2023	0.81 (J)	
2/26/2024		0.63 (J)
8/12/2024		0.54 (J)
2/28/2025		0.52 (J)
9/3/2025		0.78 (J)

Mann-Whitney (Wilcoxon Rank Sum)

Constituent: Sulfate (mg/L) Analysis Run 8/10/2026 4:31 PM View: Appendix III Mann-Whitney

Plant Bowen Client: Southern Company Data: Bowen 1, 2, 9, & 10

	GWC-9	GWC-9
3/30/2016	2	
5/26/2016	2.93	
8/5/2016	3.6	
9/28/2016	3.2	
11/21/2016	3.3	
2/6/2017	1.3	
4/6/2017	1.2	
6/13/2017	2	
10/3/2017	2.8	
3/20/2018	1.2	
9/18/2018	2.6	
3/21/2019	2.3	
9/16/2019	3	
3/12/2020	1.1	
9/17/2020	3.5	
3/18/2021	2.1	
8/10/2021	1.7	
2/2/2022	2.5	
8/17/2022	2.5	
2/21/2023	3	
7/31/2023	4.1	
2/27/2024		3.1
8/12/2024		5.4
2/28/2025		6.5
9/3/2025		5.2

Mann-Whitney (Wilcoxon Rank Sum)

Constituent: Sulfate (mg/L) Analysis Run 8/10/2026 4:31 PM View: Appendix III Mann-Whitney

Plant Bowen Client: Southern Company Data: Bowen 1, 2, 9, & 10

	GWC-10	GWC-10
3/31/2016	1.17	
5/26/2016	1.01	
8/5/2016	1.1	
9/28/2016	1	
11/22/2016	1.8	
2/7/2017	1.7	
4/10/2017	1.9	
6/14/2017	1.1	
10/4/2017	1.8	
3/20/2018	1.4	
9/18/2018	1.6	
3/22/2019	1.6	
9/17/2019	1.2	
3/12/2020	1.3	
9/17/2020	0.87 (J)	
3/18/2021	1.2	
8/10/2021	1.3	
2/4/2022	1.2	
8/17/2022	1.1	
2/20/2023	1.5	
7/31/2023	1.6	
2/27/2024		0.65 (J)
8/12/2024		2.3
2/28/2025		1.1
9/3/2025		2.1

Mann-Whitney (Wilcoxon Rank Sum)

Constituent: Sulfate (mg/L) Analysis Run 8/10/2026 4:31 PM View: Appendix III Mann-Whitney

Plant Bowen Client: Southern Company Data: Bowen 1, 2, 9, & 10

	GWC-10R	GWC-10R
3/31/2016	1.5	
5/26/2016	1.51	
8/3/2016	1.4	
9/28/2016	1.6	
11/22/2016	1.6	
2/7/2017	2	
4/10/2017	1.7	
6/14/2017	1.4	
10/4/2017	1.4	
3/21/2018	1.1	
9/18/2018	1.9	
3/22/2019	1.3	
9/17/2019	1.6	
3/12/2020	0.99 (J)	
9/17/2020	0.95 (J)	
3/18/2021	0.96 (J)	
8/11/2021	1	
2/4/2022	1.1	
8/18/2022	1.5	
2/20/2023	1.5	
7/31/2023	1.3	
2/27/2024		0.8 (J)
8/12/2024		1.3
3/3/2025		0.9 (J)
9/3/2025		1.2

Mann-Whitney (Wilcoxon Rank Sum)

Constituent: Sulfate (mg/L) Analysis Run 8/10/2026 4:31 PM View: Appendix III Mann-Whitney

Plant Bowen Client: Southern Company Data: Bowen 1, 2, 9, & 10

	GWC-11	GWC-11
4/4/2016	2.57	
5/26/2016	2.5	
8/3/2016	3	
9/28/2016	2.3	
11/22/2016	3.8	
2/8/2017	3.1	
4/10/2017	2.5	
6/15/2017	2.5	
10/4/2017	2.5	
3/21/2018	2.4	
9/18/2018	2.8	
3/23/2019	2.1	
9/17/2019	2.6	
3/12/2020	1.8	
9/21/2020	2	
3/19/2021	1.9	
8/11/2021	1.4	
2/4/2022	1.7	
8/18/2022	1.6	
2/20/2023	1.7	
8/1/2023	2.1	
2/28/2024		1.8
8/13/2024		1 (J)
3/4/2025		1.6
9/3/2025		2.1

Mann-Whitney (Wilcoxon Rank Sum)

Constituent: Sulfate (mg/L) Analysis Run 8/10/2026 4:31 PM View: Appendix III Mann-Whitney
Plant Bowen Client: Southern Company Data: Bowen 1, 2, 9, & 10

	GWC-11R	GWC-11R
4/4/2016	2.99	
5/26/2016	2.68	
8/4/2016	3.6	
9/28/2016	4.4	
11/22/2016	3.8	
2/8/2017	2.7	
4/10/2017	2.2	
6/15/2017	2.3	
10/4/2017	2.8	
3/22/2018	2.2	
9/18/2018	2.6	
3/23/2019	2.1	
9/17/2019	2	
3/12/2020	1.5	
9/21/2020	1.8	
3/19/2021	1.5	
8/11/2021	1.5	
2/4/2022	1.5	
8/18/2022	1.9	
2/20/2023	1.8	
8/1/2023	1.9	
2/28/2024		1.3
8/12/2024		1.8
3/3/2025		1.4
9/3/2025		1.6

Mann-Whitney (Wilcoxon Rank Sum)

Constituent: Sulfate (mg/L) Analysis Run 8/10/2026 4:31 PM View: Appendix III Mann-Whitney

Plant Bowen Client: Southern Company Data: Bowen 1, 2, 9, & 10

	GWC-12	GWC-12
4/4/2016	0.3574 (J)	
5/27/2016	<1	
8/3/2016	0.35 (J)	
9/30/2016	0.47 (J)	
11/22/2016	0.36 (J)	
2/13/2017	0.79 (J)	
4/11/2017	0.42 (J)	
6/14/2017	0.3 (J)	
10/4/2017	0.36 (J)	
3/22/2018	0.3 (J)	
9/18/2018	0.34 (J)	
3/23/2019	0.3 (J)	
9/17/2019	<1	
3/12/2020	<1	
9/21/2020	<1	
3/19/2021	<1	
8/11/2021	<1	
2/2/2022	<1	
8/18/2022	<1	
2/21/2023	<1	
8/1/2023	<1	
2/27/2024		<1
8/12/2024		<1
3/4/2025		<1
9/3/2025		<1

ND substitution: RL or RL/2 if <15% NDs.

Mann-Whitney (Wilcoxon Rank Sum)

Constituent: Sulfate (mg/L) Analysis Run 8/10/2026 4:31 PM View: Appendix III Mann-Whitney
Plant Bowen Client: Southern Company Data: Bowen 1, 2, 9, & 10

	GWC-13	GWC-13
4/4/2016	24.8	
5/31/2016	42.5	
8/4/2016	91	
9/29/2016	110	
11/28/2016	120	
2/9/2017	150	
4/12/2017	120	
6/16/2017	120	
10/9/2017	130	
3/21/2018	59.1	
9/19/2018	64.5	
3/23/2019	15.5	
9/18/2019	50.7	
3/13/2020	16.9	
9/22/2020	39.6	
3/18/2021	19.3	
8/11/2021	9.7	
2/17/2022	6.9	
8/18/2022	16	
2/22/2023	8.7	
8/1/2023	28.8	
2/27/2024		20.2
8/12/2024		32.8
3/3/2025		15.6
9/3/2025		35.4

Mann-Whitney (Wilcoxon Rank Sum)

Constituent: Sulfate (mg/L) Analysis Run 8/10/2026 4:31 PM View: Appendix III Mann-Whitney
Plant Bowen Client: Southern Company Data: Bowen 1, 2, 9, & 10

	GWC-13RZ	GWC-13RZ
4/4/2016	17.5 (O)	
6/1/2016	20.9 (O)	
2/22/2017	48	
4/11/2017	41	
6/16/2017	33	
7/12/2017	58	
7/28/2017	55	
8/10/2017	66	
10/6/2017	77	
3/23/2018	75.8	
9/20/2018	72.2	
3/22/2019	57.9	
9/19/2019	68.1	
3/17/2020	72.1	
9/22/2020	69.8	
3/19/2021	74.2	
8/12/2021	56.7	
2/4/2022	63.1	
8/19/2022	65.7	
2/22/2023	59.7	
8/2/2023	55.5	
2/28/2024		58.7
8/13/2024		55.6
3/4/2025		51.8
9/4/2025		48.7

Mann-Whitney (Wilcoxon Rank Sum)

Constituent: Sulfate (mg/L) Analysis Run 8/10/2026 4:31 PM View: Appendix III Mann-Whitney
Plant Bowen Client: Southern Company Data: Bowen 1, 2, 9, & 10

	GWC-14Z	GWC-14Z
4/5/2016	1.65	
6/1/2016	1.75	
8/9/2016	50 (o)	
11/28/2016	2.7	
2/9/2017	2.7	
4/11/2017	4.9	
6/14/2017	2.4	
7/12/2017	4.1	
10/5/2017	1.6	
3/22/2018	2.5	
9/19/2018	1.7	
3/22/2019	6.2	
9/17/2019	6.1	
3/13/2020	11.1	
9/21/2020	5.5	
3/18/2021	7.8	
8/11/2021	6.9	
2/4/2022	6.4	
8/18/2022	9.2	
2/22/2023	10.7	
8/1/2023	6.6	
2/28/2024		6.8
8/13/2024		7
3/3/2025		6.4
9/4/2025		6

Mann-Whitney (Wilcoxon Rank Sum)

Constituent: Sulfate (mg/L) Analysis Run 8/10/2026 4:31 PM View: Appendix III Mann-Whitney
Plant Bowen Client: Southern Company Data: Bowen 1, 2, 9, & 10

	GWC-15R	GWC-15R
4/5/2016	7.45	
5/31/2016	7.29	
8/4/2016	7.6	
9/29/2016	6.1	
11/23/2016	10	
2/10/2017	6.7	
4/12/2017	9.2	
6/15/2017	9.2	
10/6/2017	10	
3/23/2018	10.6	
9/19/2018	10.4	
3/25/2019	11.2	
9/17/2019	13.1	
3/13/2020	8.8	
9/21/2020	9	
3/18/2021	10.4	
8/11/2021	9.1	
2/4/2022	8.3	
8/19/2022	6.9	
2/22/2023	7.5	
8/2/2023	4.7	
2/28/2024		5.3
8/13/2024		1.9
3/3/2025		1.4
9/4/2025		2

Mann-Whitney (Wilcoxon Rank Sum)

Constituent: Sulfate (mg/L) Analysis Run 8/10/2026 4:31 PM View: Appendix III Mann-Whitney

Plant Bowen Client: Southern Company Data: Bowen 1, 2, 9, & 10

	GWC-15Z	GWC-15Z
4/5/2016	10.1	
5/31/2016	12.1	
11/23/2016	1.3	
2/10/2017	4.2	
4/11/2017	3.2	
6/15/2017	2.5	
7/12/2017	6.9	
7/26/2017	2.9	
10/6/2017	6.6	
3/23/2018	1.6	
9/19/2018	2.6	
3/22/2019	2.1	
9/17/2019	1.6	
3/13/2020	1.1	
9/21/2020	0.9 (J)	
3/18/2021	0.76 (J)	
8/11/2021	0.65 (J)	
2/7/2022	0.64 (J)	
8/19/2022	0.87 (J)	
2/22/2023	0.81 (J)	
8/1/2023	0.73 (J)	
2/28/2024		<1
8/13/2024		<1
3/3/2025		<1
9/4/2025		0.67 (J)

ND substitution: RL or RL/2 if <15% NDs.

Mann-Whitney (Wilcoxon Rank Sum)

Constituent: Sulfate (mg/L) Analysis Run 8/10/2026 4:31 PM View: Appendix III Mann-Whitney
Plant Bowen Client: Southern Company Data: Bowen 1, 2, 9, & 10

	GWC-44	GWC-44
3/16/2016	14.7828	
5/16/2016	10.2	
7/25/2016	8.4	
9/19/2016	2.5	
11/3/2016	3.3	
1/19/2017	3.2	
3/28/2017	16	
6/5/2017	38	
7/20/2017	48	
9/26/2017	18	
3/15/2018	32.4	
9/12/2018	16	
3/14/2019	79.7 (O)	
9/11/2019	19.8	
3/10/2020	48.5	
9/15/2020	23.1	
3/11/2021	35.5	
8/4/2021	35.1	
1/31/2022	29.7	
8/15/2022	27.6	
2/14/2023	33.8	
7/26/2023	8.1	
2/20/2024		18.6
8/6/2024		3.8
2/26/2025		16.1
8/28/2025		3.1

Mann-Whitney (Wilcoxon Rank Sum)

Constituent: Sulfate (mg/L) Analysis Run 8/10/2026 4:31 PM View: Appendix III Mann-Whitney

Plant Bowen Client: Southern Company Data: Bowen 1, 2, 9, & 10

	GWC-45	GWC-45
3/16/2016	0.6294 (J)	
5/16/2016	0.5151 (J)	
7/25/2016	0.68 (J)	
9/19/2016	0.72 (J)	
11/4/2016	0.75 (J)	
1/23/2017	0.99 (J)	
3/29/2017	1.5	
6/7/2017	0.63 (J)	
9/27/2017	1.2	
3/15/2018	0.75 (J)	
9/13/2018	1.3	
3/14/2019	0.72 (J)	
9/11/2019	<1	
3/10/2020	0.61 (J)	
9/11/2020	<1	
3/11/2021	<1	
8/6/2021	<1	
2/1/2022	<1	
8/12/2022	<1	
2/15/2023	<1	
7/26/2023	0.74 (J)	
2/20/2024		<1
8/5/2024		0.7 (J)
2/26/2025		<1
9/2/2025		0.7 (J)

ND substitution: RL or RL/2 if <15% NDs.

Mann-Whitney (Wilcoxon Rank Sum)

Constituent: Sulfate (mg/L) Analysis Run 8/10/2026 4:31 PM View: Appendix III Mann-Whitney
Plant Bowen Client: Southern Company Data: Bowen 1, 2, 9, & 10

	GWC-45R	GWC-45R
3/16/2016	2.8721	
5/16/2016	2.27	
7/25/2016	2.6	
9/19/2016	2.8	
11/3/2016	2.6	
1/20/2017	2.8	
3/29/2017	3.1	
6/7/2017	3.2	
9/27/2017	2.5	
3/15/2018	2.9	
9/13/2018	2.3	
3/14/2019	4.3	
9/11/2019	2.6	
3/10/2020	5.2	
9/11/2020	2.8	
3/11/2021	4.2	
8/6/2021	4	
2/1/2022	6.1	
8/12/2022	3.6	
2/15/2023	10.1	
7/26/2023	3.5	
2/20/2024		3.7
8/5/2024		3.3
2/26/2025		3.3
9/2/2025		3

Mann-Whitney (Wilcoxon Rank Sum)

Constituent: Sulfate (mg/L) Analysis Run 8/10/2026 4:31 PM View: Appendix III Mann-Whitney

Plant Bowen Client: Southern Company Data: Bowen 1, 2, 9, & 10

	GWC-46R	GWC-46R
3/10/2016	5.7554	
5/17/2016	8.67	
7/26/2016	6.6	
9/20/2016	5.8	
11/4/2016	6.1	
1/20/2017	7	
3/28/2017	7.7	
6/7/2017	6.4	
9/29/2017	8.4	
3/15/2018	6.4	
9/13/2018	7.2	
3/18/2019	4.4	
9/11/2019	7	
3/10/2020	5.5	
9/14/2020	6.9	
3/11/2021	6.7	
8/5/2021	6	
1/31/2022	5.2	
8/15/2022	5.6	
2/14/2023	4.7	
7/26/2023	4	
2/21/2024		3.9
8/5/2024		4.8
2/26/2025		3.2
8/29/2025		4.2

Mann-Whitney (Wilcoxon Rank Sum)

Constituent: Sulfate (mg/L) Analysis Run 8/10/2026 4:31 PM View: Appendix III Mann-Whitney
Plant Bowen Client: Southern Company Data: Bowen 1, 2, 9, & 10

	GWC-47	GWC-47
3/10/2016	3.4409	
5/18/2016	4.09	
7/27/2016	4	
9/20/2016	4.3	
11/7/2016	4.1	
1/23/2017	5.1	
3/29/2017	5.2	
6/8/2017	3.8	
9/27/2017	4.3	
3/15/2018	3.7	
9/13/2018	4.8	
3/15/2019	4.2	
9/12/2019	4.7	
3/9/2020	4.3	
9/14/2020	4.3	
3/11/2021	4.7	
8/5/2021	4.3	
2/1/2022	4.3	
8/15/2022	8.4	
2/15/2023	4.3	
7/27/2023	5	
2/21/2024		5.9
8/5/2024		7
2/26/2025		7
8/28/2025		6

Mann-Whitney (Wilcoxon Rank Sum)

Constituent: Sulfate (mg/L) Analysis Run 8/10/2026 4:31 PM View: Appendix III Mann-Whitney
Plant Bowen Client: Southern Company Data: Bowen 1, 2, 9, & 10

	GWC-47R	GWC-47R
3/10/2016	9.1279	
5/18/2016	10.1	
7/27/2016	7	
9/20/2016	6.7	
11/4/2016	7.9	
1/20/2017	6.6	
3/29/2017	6.2	
6/8/2017	7.5	
9/27/2017	7.5	
3/16/2018	13.4	
9/13/2018	11.6	
3/19/2019	14.8	
9/11/2019	10.7	
3/9/2020	10.4	
9/15/2020	9.6	
3/11/2021	10.4	
8/5/2021	10.3	
2/1/2022	9.4	
8/15/2022	4.3	
2/15/2023	12.7	
7/27/2023	10.9	
2/21/2024		6.8
8/5/2024		7.9
2/26/2025		9.6
9/2/2025		8.7

Mann-Whitney (Wilcoxon Rank Sum)

Constituent: Sulfate (mg/L) Analysis Run 8/10/2026 4:31 PM View: Appendix III Mann-Whitney

Plant Bowen Client: Southern Company Data: Bowen 1, 2, 9, & 10

	GWC-48	GWC-48
3/10/2016	2.6569	
5/17/2016	2.39	
7/27/2016	1.6	
9/20/2016	2.4	
11/4/2016	2.1	
1/23/2017	2.1	
3/28/2017	2.1	
6/8/2017	1.3	
9/29/2017	3.7	
12/28/2017	1.7	
3/15/2018	0.76 (J)	
9/13/2018	1.6	
3/15/2019	1.7	
9/11/2019	0.86 (J)	
3/9/2020	1.6	
9/14/2020	5.4	
3/11/2021	15.4	
5/26/2021	20.2	
8/4/2021	1.5	
1/31/2022	1.2	
8/15/2022	10.4	
2/15/2023	3	
7/26/2023	5.3	
2/21/2024		8.5
8/5/2024		11.4
2/26/2025		14.8
8/29/2025		20.2

Mann-Whitney (Wilcoxon Rank Sum)

Constituent: Sulfate (mg/L) Analysis Run 8/10/2026 4:31 PM View: Appendix III Mann-Whitney
Plant Bowen Client: Southern Company Data: Bowen 1, 2, 9, & 10

	GWC-49R	GWC-49R
3/17/2016	3.4197	
5/18/2016	3.06	
7/27/2016	2.6	
9/21/2016	3.1	
11/4/2016	3.1	
1/24/2017	3	
3/29/2017	2.5	
6/8/2017	3.3	
9/29/2017	4.2	
12/28/2017	3.8	
3/15/2018	3.1	
9/13/2018	3.6	
3/18/2019	5.8	
9/11/2019	5.7	
3/11/2020	3.3	
9/11/2020	2.1	
3/15/2021	2.6	
8/11/2021	2.4	
2/1/2022	2.5	
8/15/2022	2.5	
2/14/2023	1.8	
7/27/2023	2.3	
2/21/2024		1.8
8/6/2024		1.9
2/26/2025		1.4
8/29/2025		2.3

Mann-Whitney (Wilcoxon Rank Sum)

Constituent: Sulfate (mg/L) Analysis Run 8/10/2026 4:31 PM View: Appendix III Mann-Whitney

Plant Bowen Client: Southern Company Data: Bowen 1, 2, 9, & 10

	GWC-49Z	GWC-49Z
3/17/2016	5.3658	
5/18/2016	4.44	
7/28/2016	9.9	
9/21/2016	2.2	
11/7/2016	2.2	
1/24/2017	1.5	
3/30/2017	1.7	
6/9/2017	1.7	
9/29/2017	2.2	
3/15/2018	2.4	
9/14/2018	2.4	
3/19/2019	2.2	
9/11/2019	1.5	
3/9/2020	1.5	
9/14/2020	1.2	
3/15/2021	1.5	
8/5/2021	1.1	
2/1/2022	0.93 (J)	
8/15/2022	0.98 (J)	
2/14/2023	0.84 (J)	
7/27/2023	0.97 (J)	
2/21/2024		0.57 (J)
8/6/2024		0.82 (J)
2/26/2025		0.51 (J)
8/29/2025		0.77 (J)

Mann-Whitney (Wilcoxon Rank Sum)

Constituent: TDS (mg/L) Analysis Run 8/10/2026 4:31 PM View: Appendix III Mann-Whitney

Plant Bowen Client: Southern Company Data: Bowen 1, 2, 9, & 10

	GWA-1	GWA-1
3/22/2016	150	
5/19/2016	150	
7/29/2016	146	
9/23/2016	163	
11/9/2016	147	
1/30/2017	127	
3/30/2017	137	
6/9/2017	164	
10/2/2017	137	
3/16/2018	140	
9/17/2018	162	
3/20/2019	175	
9/12/2019	174	
3/11/2020	172	
9/15/2020	156	
3/16/2021	155	
8/9/2021	150	
2/1/2022	143	
8/16/2022	159	
2/16/2023	152	
7/27/2023	167	
2/22/2024		148
8/7/2024		179
2/27/2025		142
9/2/2025		162

Mann-Whitney (Wilcoxon Rank Sum)

Constituent: TDS (mg/L) Analysis Run 8/10/2026 4:31 PM View: Appendix III Mann-Whitney

Plant Bowen Client: Southern Company Data: Bowen 1, 2, 9, & 10

	GWA-2	GWA-2
3/23/2016	259	
5/20/2016	122	
7/29/2016	156	
9/23/2016	150	
11/9/2016	87	
1/31/2017	63	
3/30/2017	112	
6/12/2017	216	
10/2/2017	<25	
3/19/2018	295	
9/14/2018	30	
3/20/2019	49	
9/12/2019	44	
3/11/2020	309	
9/15/2020	28	
3/17/2021	211	
8/9/2021	207	
2/1/2022	202	
8/16/2022	182	
2/16/2023	267	
7/27/2023	177	
2/22/2024		210
8/7/2024		183
2/27/2025		211
9/2/2025		167

ND substitution: RL or RL/2 if <15% NDs.

Mann-Whitney (Wilcoxon Rank Sum)

Constituent: TDS (mg/L) Analysis Run 8/10/2026 4:31 PM View: Appendix III Mann-Whitney

Plant Bowen Client: Southern Company Data: Bowen 1, 2, 9, & 10

	GWA-2R	GWA-2R
3/23/2016	174	
5/19/2016	93	
7/29/2016	68	
9/22/2016	91	
11/10/2016	96	
1/31/2017	206	
4/3/2017	118	
6/9/2017	87	
10/2/2017	73	
3/16/2018	130	
9/14/2018	103	
3/19/2019	208	
9/13/2019	113	
3/11/2020	170	
9/15/2020	89	
3/16/2021	102	
8/9/2021	127	
2/1/2022	114	
8/16/2022	123	
2/16/2023	197	
7/27/2023	155	
2/26/2024		126
8/6/2024		105
2/27/2025		231
9/2/2025		102

Mann-Whitney (Wilcoxon Rank Sum)

Constituent: TDS (mg/L) Analysis Run 8/10/2026 4:31 PM View: Appendix III Mann-Whitney

Plant Bowen Client: Southern Company Data: Bowen 1, 2, 9, & 10

	GWA-4RZ	GWA-4RZ
2/22/2017	329	
4/7/2017	295	
6/14/2017	237	
7/12/2017	400	
7/20/2017	203	
7/28/2017	262	
8/9/2017	195	
8/24/2017	236	
10/3/2017	224	
3/21/2018	237	
9/18/2018	227	
3/21/2019	367	
9/13/2019	200	
3/12/2020	247	
9/17/2020	223	
3/16/2021	196	
8/10/2021	238	
2/3/2022	243	
8/17/2022	226	
2/17/2023	252	
7/28/2023	243	
2/27/2024		268
8/8/2024		258
2/28/2025		273
9/3/2025		253

Mann-Whitney (Wilcoxon Rank Sum)

Constituent: TDS (mg/L) Analysis Run 8/10/2026 4:31 PM View: Appendix III Mann-Whitney

Plant Bowen Client: Southern Company Data: Bowen 1, 2, 9, & 10

	GWA-39RZ	GWA-39RZ
2/21/2017	229	
3/27/2017	239	
6/8/2017	179	
7/17/2017	180	
7/27/2017	190	
8/9/2017	153	
9/29/2017	173	
3/16/2018	150	
9/14/2018	165	
3/14/2019	154	
9/11/2019	181	
3/9/2020	173	
9/16/2020	156	
3/16/2021	142	
8/6/2021	133	
2/2/2022	143	
8/16/2022	125	
2/14/2023	149	
7/25/2023	158	
2/19/2024		177
8/1/2024		161
2/26/2025		156
8/28/2025		154

Mann-Whitney (Wilcoxon Rank Sum)

Constituent: TDS (mg/L) Analysis Run 8/10/2026 4:31 PM View: Appendix III Mann-Whitney

Plant Bowen Client: Southern Company Data: Bowen 1, 2, 9, & 10

	GWA-39Z	GWA-39Z
3/14/2016	106	
5/11/2016	58	
7/19/2016	46	
9/15/2016	41	
11/2/2016	37	
1/18/2017	29	
3/28/2017	40	
6/7/2017	138	
9/26/2017	107	
3/14/2018	126	
9/12/2018	134	
3/15/2019	107	
9/9/2019	93	
3/9/2020	58	
9/10/2020	16	
3/12/2021	55	
8/4/2021	60	
1/31/2022	61	
8/10/2022	50	
2/13/2023	105	
7/26/2023	57	
2/19/2024		63
8/1/2024		68
2/25/2025		91
8/28/2025		87

Mann-Whitney (Wilcoxon Rank Sum)

Constituent: TDS (mg/L) Analysis Run 8/10/2026 4:31 PM View: Appendix III Mann-Whitney

Plant Bowen Client: Southern Company Data: Bowen 1, 2, 9, & 10

	GWA-40	GWA-40
3/15/2016	107	
5/11/2016	80	
7/21/2016	76	
9/19/2016	108	
11/3/2016	90	
1/17/2017	128	
3/24/2017	91	
5/24/2017	152	
9/26/2017	103	
3/14/2018	123	
9/12/2018	105	
3/13/2019	130	
9/9/2019	108	
3/9/2020	131	
9/11/2020	102	
3/10/2021	60	
8/4/2021	66	
1/31/2022	81	
8/12/2022	91	
2/13/2023	259	
7/26/2023	70	
2/19/2024		108
8/1/2024		96
2/25/2025		119
8/27/2025		76

Mann-Whitney (Wilcoxon Rank Sum)

Constituent: TDS (mg/L) Analysis Run 8/10/2026 4:31 PM View: Appendix III Mann-Whitney

Plant Bowen Client: Southern Company Data: Bowen 1, 2, 9, & 10

	GWA-41	GWA-41
3/15/2016	110	
5/12/2016	49	
7/20/2016	72	
9/15/2016	18 (J)	
11/3/2016	70	
1/18/2017	63	
3/24/2017	63	
6/6/2017	128	
9/25/2017	109	
3/14/2018	192	
9/12/2018	82	
3/14/2019	119	
9/10/2019	36	
3/6/2020	137	
9/10/2020	35	
3/11/2021	101	
8/4/2021	77	
1/31/2022	63	
8/11/2022	73	
2/13/2023	111	
7/25/2023	43	
2/19/2024		130
8/1/2024		49
2/25/2025		142
8/28/2025		51

Mann-Whitney (Wilcoxon Rank Sum)

Constituent: TDS (mg/L) Analysis Run 8/10/2026 4:31 PM View: Appendix III Mann-Whitney

Plant Bowen Client: Southern Company Data: Bowen 1, 2, 9, & 10

	GWA-41R	GWA-41R
3/15/2016	78	
5/13/2016	178	
7/21/2016	168	
9/21/2016	123	
11/3/2016	157	
1/17/2017	170	
3/27/2017	158	
6/6/2017	212	
9/25/2017	145	
3/14/2018	210	
9/12/2018	159	
3/14/2019	157	
9/10/2019	113	
3/9/2020	249	
9/10/2020	111	
3/10/2021	148	
8/4/2021	176	
1/31/2022	184	
8/11/2022	170	
2/13/2023	163	
7/25/2023	162	
2/19/2024		199
8/1/2024		197
2/25/2025		161
8/27/2025		174

Mann-Whitney (Wilcoxon Rank Sum)

Constituent: TDS (mg/L) Analysis Run 8/10/2026 4:31 PM View: Appendix III Mann-Whitney

Plant Bowen Client: Southern Company Data: Bowen 1, 2, 9, & 10

	GWA-42	GWA-42
3/11/2016	139	
5/16/2016	112	
7/22/2016	136	
9/19/2016	121	
11/3/2016	132	
1/17/2017	150	
3/27/2017	148	
6/7/2017	181	
9/26/2017	113	
3/14/2018	134	
9/14/2018	139	
3/14/2019	157	
9/10/2019	105	
3/6/2020	143	
9/10/2020	120	
3/11/2021	109	
8/4/2021	141	
1/31/2022	132	
8/10/2022	134	
2/13/2023	226	
7/26/2023	134	
2/20/2024		146
8/1/2024		158
2/25/2025		155
8/28/2025		152

Mann-Whitney (Wilcoxon Rank Sum)

Constituent: TDS (mg/L) Analysis Run 8/10/2026 4:31 PM View: Appendix III Mann-Whitney

Plant Bowen Client: Southern Company Data: Bowen 1, 2, 9, & 10

	GWA-43	GWA-43
3/11/2016	69	
5/13/2016	88	
7/19/2016	56	
9/16/2016	31	
11/2/2016	48	
1/18/2017	44	
3/28/2017	<25	
6/6/2017	36	
9/22/2017	41	
3/14/2018	<25	
9/12/2018	35	
3/13/2019	31	
9/11/2019	21	
3/9/2020	51	
9/11/2020	31	
3/11/2021	14	
8/6/2021	33	
1/31/2022	25	
8/11/2022	28	
2/14/2023	60.9	
7/25/2023	<25	
2/20/2024		<25
8/2/2024		33
2/25/2025		<25
8/28/2025		<25

ND substitution: RL or RL/2 if <15% NDs.

Mann-Whitney (Wilcoxon Rank Sum)

Constituent: TDS (mg/L) Analysis Run 8/10/2026 4:31 PM View: Appendix III Mann-Whitney

Plant Bowen Client: Southern Company Data: Bowen 1, 2, 9, & 10

	GWA-43R	GWA-43R
3/11/2016	144	
5/13/2016	142	
7/19/2016	135	
9/16/2016	144	
11/2/2016	152	
1/18/2017	125	
3/28/2017	109	
6/6/2017	154	
9/22/2017	157	
3/15/2018	117	
9/12/2018	151	
3/13/2019	152	
9/11/2019	151	
3/9/2020	174	
9/14/2020	146	
3/11/2021	98	
8/5/2021	126	
1/31/2022	128	
8/10/2022	145	
2/13/2023	126	
7/25/2023	167	
2/20/2024		136
8/2/2024		188
2/25/2025		140
8/28/2025		157

Mann-Whitney (Wilcoxon Rank Sum)

Constituent: TDS (mg/L) Analysis Run 8/10/2026 4:31 PM View: Appendix III Mann-Whitney

Plant Bowen Client: Southern Company Data: Bowen 1, 2, 9, & 10

	GWA-50	GWA-50
3/28/2016	<25	
5/23/2016	32	
8/1/2016	<25	
9/26/2016	45	
11/10/2016	38	
1/30/2017	<25	
4/7/2017	18 (J)	
6/12/2017	15 (J)	
10/2/2017	17 (J)	
3/16/2018	<25	
9/17/2018	38	
3/19/2019	34	
9/13/2019	19	
3/11/2020	17	
9/16/2020	20	
3/17/2021	<25	
8/9/2021	14	
2/1/2022	21	
8/16/2022	<25	
2/16/2023	<25	
7/28/2023	<25	
2/22/2024		<25
8/8/2024		147
2/27/2025		32
9/2/2025		<25

ND substitution: RL or RL/2 if <15% NDs.

Mann-Whitney (Wilcoxon Rank Sum)

Constituent: TDS (mg/L) Analysis Run 8/10/2026 4:31 PM View: Appendix III Mann-Whitney

Plant Bowen Client: Southern Company Data: Bowen 1, 2, 9, & 10

	GWA-50R	GWA-50R
3/28/2016	46	
5/25/2016	57	
8/1/2016	<25	
9/26/2016	60	
11/11/2016	13 (J)	
1/30/2017	<25	
4/3/2017	100	
6/12/2017	51	
10/2/2017	32	
3/16/2018	<25	
9/18/2018	15 (J)	
3/19/2019	48	
9/12/2019	46	
3/11/2020	24	
9/15/2020	12	
3/17/2021	31	
8/9/2021	<25	
2/2/2022	15	
8/17/2022	18 (J)	
2/16/2023	<25	
7/28/2023	<25	
2/22/2024		<25
8/8/2024		64
2/28/2025		<25
9/2/2025		<25

ND substitution: RL or RL/2 if <15% NDs.

Mann-Whitney (Wilcoxon Rank Sum)

Constituent: TDS (mg/L) Analysis Run 8/10/2026 4:31 PM View: Appendix III Mann-Whitney

Plant Bowen Client: Southern Company Data: Bowen 1, 2, 9, & 10

	GWC-5	GWC-5
3/28/2016	<25	
5/25/2016	34	
8/1/2016	25	
9/27/2016	20 (J)	
11/11/2016	41	
1/31/2017	127	
4/3/2017	69	
6/12/2017	46	
10/3/2017	34	
3/19/2018	<25	
9/17/2018	38	
3/20/2019	66	
9/16/2019	45	
3/16/2020	20	
9/16/2020	30	
3/17/2021	15	
8/9/2021	<25	
2/2/2022	32	
8/16/2022	<25	
2/20/2023	53	
7/28/2023	<25	
2/26/2024		38
8/8/2024		143
2/27/2025		27
9/3/2025		26

ND substitution: RL or RL/2 if <15% NDs.

Mann-Whitney (Wilcoxon Rank Sum)

Constituent: TDS (mg/L) Analysis Run 8/10/2026 4:31 PM View: Appendix III Mann-Whitney

Plant Bowen Client: Southern Company Data: Bowen 1, 2, 9, & 10

	GWC-6	GWC-6
3/29/2016	51	
5/24/2016	76	
8/1/2016	69	
9/26/2016	103	
11/18/2016	77	
2/1/2017	168 (o)	
4/6/2017	95	
6/13/2017	101	
10/3/2017	83	
3/19/2018	70	
9/17/2018	77	
3/21/2019	80	
9/16/2019	82	
3/12/2020	42	
9/16/2020	77	
3/17/2021	47	
8/10/2021	53	
2/2/2022	73	
8/17/2022	53	
2/17/2023	75	
7/31/2023	77	
2/26/2024		78
8/8/2024		84
2/27/2025		64
9/3/2025		69

Mann-Whitney (Wilcoxon Rank Sum)

Constituent: TDS (mg/L) Analysis Run 8/10/2026 4:31 PM View: Appendix III Mann-Whitney

Plant Bowen Client: Southern Company Data: Bowen 1, 2, 9, & 10

	GWC-6RZ	GWC-6RZ
3/29/2016	64	
5/24/2016	77	
8/1/2016	35	
9/26/2016	111	
11/14/2016	76	
2/1/2017	126	
4/6/2017	146	
6/13/2017	84	
10/3/2017	70	
3/20/2018	78	
9/17/2018	74	
3/21/2019	60	
9/16/2019	65	
3/12/2020	22	
9/16/2020	52	
3/17/2021	43	
8/10/2021	<10	
2/2/2022	51	
8/17/2022	33	
2/17/2023	50	
7/28/2023	46	
2/26/2024		48
8/8/2024		60
2/27/2025		52
9/2/2025		49

ND substitution: RL or RL/2 if <15% NDs.

Mann-Whitney (Wilcoxon Rank Sum)

Constituent: TDS (mg/L) Analysis Run 8/10/2026 4:31 PM View: Appendix III Mann-Whitney

Plant Bowen Client: Southern Company Data: Bowen 1, 2, 9, & 10

	GWC-7Z	GWC-7Z
5/31/2016	120	
8/2/2016	100	
9/27/2016	121	
11/21/2016	164	
2/1/2017	144	
4/6/2017	125	
6/13/2017	148	
7/14/2017	121	
10/3/2017	117	
3/20/2018	136	
9/18/2018	116	
3/21/2019	107	
9/13/2019	115	
3/12/2020	86	
9/16/2020	124	
3/17/2021	112	
8/10/2021	101	
2/2/2022	115	
8/17/2022	83	
2/20/2023	122	
7/31/2023	113	
2/26/2024		114
8/8/2024		164
2/27/2025		107
9/3/2025		141

Mann-Whitney (Wilcoxon Rank Sum)

Constituent: TDS (mg/L) Analysis Run 8/10/2026 4:31 PM View: Appendix III Mann-Whitney

Plant Bowen Client: Southern Company Data: Bowen 1, 2, 9, & 10

	GWC-8RR	GWC-8RR
3/30/2016	104	
5/24/2016	94	
8/2/2016	105	
9/27/2016	119	
11/22/2016	105	
2/6/2017	99	
4/6/2017	124	
6/14/2017	114	
10/4/2017	107	
3/21/2018	117	
9/18/2018	110	
3/27/2019	101	
9/16/2019	113	
3/12/2020	84	
9/17/2020	111	
3/17/2021	113	
8/10/2021	112	
2/2/2022	102	
8/17/2022	89	
2/21/2023	77	
7/31/2023	96	
2/27/2024		101
8/12/2024		115
3/4/2025		111
9/3/2025		99

Mann-Whitney (Wilcoxon Rank Sum)

Constituent: TDS (mg/L) Analysis Run 8/10/2026 4:31 PM View: Appendix III Mann-Whitney

Plant Bowen Client: Southern Company Data: Bowen 1, 2, 9, & 10

	GWC-8Z	GWC-8Z
3/22/2016	111	
5/25/2016	95	
8/2/2016	124	
9/26/2016	140	
11/21/2016	154	
2/3/2017	113	
4/7/2017	147	
6/13/2017	117	
10/3/2017	150	
3/20/2018	121	
9/18/2018	93	
5/6/2019	118	
9/16/2019	99	
3/16/2020	76	
9/17/2020	98	
3/18/2021	48	
8/10/2021	92	
2/2/2022	85	
8/17/2022	41	
2/20/2023	86	
7/31/2023	97	
2/26/2024		92
8/12/2024		106
2/28/2025		96
9/3/2025		92

Mann-Whitney (Wilcoxon Rank Sum)

Constituent: TDS (mg/L) Analysis Run 8/10/2026 4:31 PM View: Appendix III Mann-Whitney

Plant Bowen Client: Southern Company Data: Bowen 1, 2, 9, & 10

	GWC-9	GWC-9
3/30/2016	26	
5/26/2016	70	
8/5/2016	95	
9/28/2016	152	
11/21/2016	145	
2/6/2017	20 (J)	
4/6/2017	17 (J)	
6/13/2017	32	
10/3/2017	71	
3/20/2018	49	
9/18/2018	38	
3/21/2019	39	
9/16/2019	85	
3/12/2020	16	
9/17/2020	94	
3/18/2021	<25	
8/10/2021	22	
2/2/2022	21	
8/17/2022	25	
2/21/2023	<25	
7/31/2023	62	
2/27/2024		26
8/12/2024		77
2/28/2025		32
9/3/2025		104

ND substitution: RL or RL/2 if <15% NDs.

Mann-Whitney (Wilcoxon Rank Sum)

Constituent: TDS (mg/L) Analysis Run 8/10/2026 4:31 PM View: Appendix III Mann-Whitney

Plant Bowen Client: Southern Company Data: Bowen 1, 2, 9, & 10

	GWC-10	GWC-10
3/31/2016	122	
5/26/2016	143	
8/5/2016	143	
9/28/2016	160	
11/22/2016	149	
2/7/2017	123	
4/10/2017	95	
6/14/2017	150	
10/4/2017	140	
3/20/2018	93	
9/18/2018	155	
3/22/2019	95	
9/17/2019	165	
3/12/2020	63	
9/17/2020	140	
3/18/2021	74	
8/10/2021	120	
2/4/2022	102	
8/17/2022	128	
2/20/2023	47	
7/31/2023	143	
2/27/2024		103
8/12/2024		162
2/28/2025		95
9/3/2025		136

Mann-Whitney (Wilcoxon Rank Sum)

Constituent: TDS (mg/L) Analysis Run 8/10/2026 4:31 PM View: Appendix III Mann-Whitney

Plant Bowen Client: Southern Company Data: Bowen 1, 2, 9, & 10

	GWC-10R	GWC-10R
3/31/2016	135	
5/26/2016	163	
8/3/2016	159	
9/28/2016	208	
11/22/2016	152	
2/7/2017	128	
4/10/2017	186	
6/14/2017	150	
10/4/2017	153	
3/21/2018	192	
9/18/2018	155	
3/22/2019	140	
9/17/2019	172	
3/12/2020	81	
9/17/2020	125	
3/18/2021	62	
8/11/2021	138	
2/4/2022	156	
8/18/2022	135	
2/20/2023	154	
7/31/2023	144	
2/27/2024		157
8/12/2024		156
3/3/2025		143
9/3/2025		151

Mann-Whitney (Wilcoxon Rank Sum)

Constituent: TDS (mg/L) Analysis Run 8/10/2026 4:31 PM View: Appendix III Mann-Whitney

Plant Bowen Client: Southern Company Data: Bowen 1, 2, 9, & 10

	GWC-11	GWC-11
4/4/2016	79	
5/26/2016	105	
8/3/2016	106	
9/28/2016	148	
11/22/2016	88	
2/8/2017	62	
4/10/2017	92	
6/15/2017	96	
10/4/2017	78	
3/21/2018	111	
9/18/2018	106	
3/23/2019	64	
9/17/2019	101	
3/12/2020	96	
9/21/2020	93	
3/19/2021	79	
8/11/2021	53	
2/4/2022	120	
8/18/2022	59	
2/20/2023	98	
8/1/2023	121	
2/28/2024		102
8/13/2024		62
3/4/2025		100
9/3/2025		112

Mann-Whitney (Wilcoxon Rank Sum)

Constituent: TDS (mg/L) Analysis Run 8/10/2026 4:31 PM View: Appendix III Mann-Whitney

Plant Bowen Client: Southern Company Data: Bowen 1, 2, 9, & 10

	GWC-11R	GWC-11R
4/4/2016	135	
5/26/2016	124	
8/4/2016	109	
9/28/2016	104	
11/22/2016	94	
2/8/2017	141	
4/10/2017	114	
6/15/2017	153	
10/4/2017	121	
3/22/2018	139	
9/18/2018	139	
3/23/2019	148	
9/17/2019	143	
3/12/2020	125	
9/21/2020	145	
3/19/2021	135	
8/11/2021	149	
2/4/2022	157	
8/18/2022	141	
2/20/2023	149	
8/1/2023	151	
2/28/2024		158
8/12/2024		149
3/3/2025		150
9/3/2025		142

Mann-Whitney (Wilcoxon Rank Sum)

Constituent: TDS (mg/L) Analysis Run 8/10/2026 4:31 PM View: Appendix III Mann-Whitney

Plant Bowen Client: Southern Company Data: Bowen 1, 2, 9, & 10

	GWC-12	GWC-12
4/4/2016	58	
5/27/2016	66	
8/3/2016	65	
9/30/2016	60	
11/22/2016	63	
2/13/2017	104	
4/11/2017	63	
6/14/2017	97	
10/4/2017	74	
3/22/2018	54	
9/18/2018	73	
3/23/2019	58	
9/17/2019	62	
3/12/2020	64	
9/21/2020	62	
3/19/2021	53	
8/11/2021	58	
2/2/2022	54	
8/18/2022	48	
2/21/2023	42	
8/1/2023	63	
2/27/2024		67
8/12/2024		74
3/4/2025		75
9/3/2025		52

Mann-Whitney (Wilcoxon Rank Sum)

Constituent: TDS (mg/L) Analysis Run 8/10/2026 4:31 PM View: Appendix III Mann-Whitney

Plant Bowen Client: Southern Company Data: Bowen 1, 2, 9, & 10

	GWC-13	GWC-13
4/4/2016	156	
5/31/2016	192	
8/4/2016	269	
9/29/2016	288	
11/28/2016	224	
2/9/2017	386	
4/12/2017	254	
6/16/2017	309	
10/9/2017	269	
3/21/2018	211	
9/19/2018	222	
3/23/2019	135	
9/18/2019	200	
3/13/2020	143	
9/22/2020	176	
3/18/2021	82	
8/11/2021	131	
2/17/2022	119	
8/18/2022	132	
2/22/2023	1020 (O)	
4/11/2023	120	
8/1/2023	197	
2/27/2024		143
8/12/2024		189
3/3/2025		137
9/3/2025		182

Mann-Whitney (Wilcoxon Rank Sum)

Constituent: TDS (mg/L) Analysis Run 8/10/2026 4:31 PM View: Appendix III Mann-Whitney

Plant Bowen Client: Southern Company Data: Bowen 1, 2, 9, & 10

	GWC-13RZ	GWC-13RZ
4/4/2016	110 (o)	
6/1/2016	121 (o)	
2/22/2017	311	
4/11/2017	212	
6/16/2017	262	
7/12/2017	310	
7/28/2017	289	
8/10/2017	288	
10/6/2017	268	
3/23/2018	281	
9/20/2018	297	
3/22/2019	249	
9/19/2019	281	
3/17/2020	256	
9/22/2020	248	
3/19/2021	250	
8/12/2021	263	
2/4/2022	262	
8/19/2022	243	
2/22/2023	254	
8/2/2023	282	
2/28/2024		248
8/13/2024		237
3/4/2025		252
9/4/2025		235

Mann-Whitney (Wilcoxon Rank Sum)

Constituent: TDS (mg/L) Analysis Run 8/10/2026 4:31 PM View: Appendix III Mann-Whitney

Plant Bowen Client: Southern Company Data: Bowen 1, 2, 9, & 10

	GWC-14Z	GWC-14Z
4/5/2016	42	
6/1/2016	63	
8/9/2016	267 (o)	
11/28/2016	116	
2/9/2017	212	
4/11/2017	113	
6/14/2017	120	
7/12/2017	153	
10/5/2017	102	
3/22/2018	115	
9/19/2018	114	
3/22/2019	104	
9/17/2019	86	
3/13/2020	59	
9/21/2020	94	
3/18/2021	57	
8/11/2021	77	
2/4/2022	92	
8/18/2022	83	
2/22/2023	65	
8/1/2023	83	
2/28/2024		79
8/13/2024		89
3/3/2025		73
9/4/2025		75

Mann-Whitney (Wilcoxon Rank Sum)

Constituent: TDS (mg/L) Analysis Run 8/10/2026 4:31 PM View: Appendix III Mann-Whitney

Plant Bowen Client: Southern Company Data: Bowen 1, 2, 9, & 10

	GWC-15R	GWC-15R
4/5/2016	103	
5/31/2016	157	
8/4/2016	154	
9/29/2016	142	
11/23/2016	172	
2/10/2017	237 (o)	
4/12/2017	168	
6/15/2017	176	
10/6/2017	155	
3/23/2018	170	
9/19/2018	181	
3/25/2019	167	
9/17/2019	179	
3/13/2020	169	
9/21/2020	186	
3/18/2021	153	
8/11/2021	181	
2/4/2022	162	
8/19/2022	152	
2/22/2023	174	
8/2/2023	136	
2/28/2024		149
8/13/2024		133
3/3/2025		127
9/4/2025		134

Mann-Whitney (Wilcoxon Rank Sum)

Constituent: TDS (mg/L) Analysis Run 8/10/2026 4:31 PM View: Appendix III Mann-Whitney

Plant Bowen Client: Southern Company Data: Bowen 1, 2, 9, & 10

	GWC-15Z	GWC-15Z
4/5/2016	53	
5/31/2016	70	
11/23/2016	118	
2/10/2017	214 (o)	
4/11/2017	127	
6/15/2017	126	
7/12/2017	164	
7/26/2017	129	
10/6/2017	140	
3/23/2018	119	
9/19/2018	138	
3/22/2019	116	
9/17/2019	117	
3/13/2020	76	
9/21/2020	122	
3/18/2021	54	
8/11/2021	122	
2/7/2022	121	
8/19/2022	112	
2/22/2023	111	
8/1/2023	114	
2/28/2024		121
8/13/2024		124
3/3/2025		124
9/4/2025		112

Mann-Whitney (Wilcoxon Rank Sum)

Constituent: TDS (mg/L) Analysis Run 8/10/2026 4:31 PM View: Appendix III Mann-Whitney

Plant Bowen Client: Southern Company Data: Bowen 1, 2, 9, & 10

	GWC-44	GWC-44
3/16/2016	<25	
5/16/2016	35	
7/25/2016	24 (J)	
9/19/2016	19 (J)	
11/3/2016	34	
1/19/2017	13 (J)	
3/28/2017	<25	
6/5/2017	206 (o)	
7/20/2017	72	
9/26/2017	35	
3/15/2018	41	
9/12/2018	36	
3/14/2019	110	
9/11/2019	58	
3/10/2020	127	
9/15/2020	56	
3/11/2021	43	
8/4/2021	62	
1/31/2022	63	
8/15/2022	50	
2/14/2023	70.9	
7/26/2023	32	
2/20/2024		48
8/6/2024		27
2/26/2025		63
8/28/2025		34

ND substitution: RL or RL/2 if <15% NDs.

Mann-Whitney (Wilcoxon Rank Sum)

Constituent: TDS (mg/L) Analysis Run 8/10/2026 4:31 PM View: Appendix III Mann-Whitney

Plant Bowen Client: Southern Company Data: Bowen 1, 2, 9, & 10

	GWC-45	GWC-45
3/16/2016	<25	
5/16/2016	<25	
7/25/2016	16 (J)	
9/19/2016	12 (J)	
11/4/2016	13 (J)	
1/23/2017	15 (J)	
3/29/2017	<25	
6/7/2017	26	
9/27/2017	<25	
3/15/2018	<25	
9/13/2018	39	
3/14/2019	39	
9/11/2019	<25	
3/10/2020	60	
9/11/2020	11	
3/11/2021	12	
8/6/2021	17	
2/1/2022	70	
8/12/2022	14	
2/15/2023	33.9	
7/26/2023	<25	
2/20/2024		<25
8/5/2024		78
2/26/2025		<25
9/2/2025		<25

ND substitution: RL or RL/2 if <15% NDs.

Mann-Whitney (Wilcoxon Rank Sum)

Constituent: TDS (mg/L) Analysis Run 8/10/2026 4:31 PM View: Appendix III Mann-Whitney

Plant Bowen Client: Southern Company Data: Bowen 1, 2, 9, & 10

	GWC-45R	GWC-45R
3/16/2016	89 (o)	
5/16/2016	169	
7/25/2016	159	
9/19/2016	152	
11/3/2016	150	
1/20/2017	152	
3/29/2017	143	
6/7/2017	192	
9/27/2017	159	
3/15/2018	146	
9/13/2018	185	
3/14/2019	195	
9/11/2019	172	
3/10/2020	245	
9/11/2020	146	
3/11/2021	167	
8/6/2021	186	
2/1/2022	201	
8/12/2022	159	
2/15/2023	206	
7/26/2023	186	
2/20/2024		181
8/5/2024		197
2/26/2025		185
9/2/2025		195

Mann-Whitney (Wilcoxon Rank Sum)

Constituent: TDS (mg/L) Analysis Run 8/10/2026 4:31 PM View: Appendix III Mann-Whitney

Plant Bowen Client: Southern Company Data: Bowen 1, 2, 9, & 10

	GWC-46R	GWC-46R
3/10/2016	253	
5/17/2016	251	
7/26/2016	249	
9/20/2016	195	
11/4/2016	209	
1/20/2017	211	
3/28/2017	199	
6/7/2017	251	
9/29/2017	255	
3/15/2018	231	
9/13/2018	263	
3/18/2019	251	
9/11/2019	234	
3/10/2020	273	
9/14/2020	232	
3/11/2021	209	
8/5/2021	210	
1/31/2022	197	
8/15/2022	187	
2/14/2023	199	
7/26/2023	206	
2/21/2024		215
8/5/2024		226
2/26/2025		202
8/29/2025		216

Mann-Whitney (Wilcoxon Rank Sum)

Constituent: TDS (mg/L) Analysis Run 8/10/2026 4:31 PM View: Appendix III Mann-Whitney

Plant Bowen Client: Southern Company Data: Bowen 1, 2, 9, & 10

	GWC-47	GWC-47
3/10/2016	152	
5/18/2016	123	
7/27/2016	113	
9/20/2016	126	
11/7/2016	167	
1/23/2017	125	
3/29/2017	116	
6/8/2017	131	
9/27/2017	117	
3/15/2018	102	
9/13/2018	144	
3/15/2019	125	
9/12/2019	121	
3/9/2020	147	
9/14/2020	129	
3/11/2021	106	
8/5/2021	90	
2/1/2022	107	
8/15/2022	141	
2/15/2023	111	
7/27/2023	105	
2/21/2024		105
8/5/2024		115
2/26/2025		129
8/28/2025		139

Mann-Whitney (Wilcoxon Rank Sum)

Constituent: TDS (mg/L) Analysis Run 8/10/2026 4:31 PM View: Appendix III Mann-Whitney

Plant Bowen Client: Southern Company Data: Bowen 1, 2, 9, & 10

	GWC-47R	GWC-47R
3/10/2016	149	
5/18/2016	162	
7/27/2016	132	
9/20/2016	155	
11/4/2016	169	
1/20/2017	135	
3/29/2017	147	
6/8/2017	159	
9/27/2017	167	
3/16/2018	141	
9/13/2018	175	
3/19/2019	154	
9/11/2019	164	
3/9/2020	44	
9/15/2020	108	
3/11/2021	143	
8/5/2021	142	
2/1/2022	157	
8/15/2022	104	
2/15/2023	151	
7/27/2023	154	
2/21/2024		114
8/5/2024		160
2/26/2025		153
9/2/2025		151

Mann-Whitney (Wilcoxon Rank Sum)

Constituent: TDS (mg/L) Analysis Run 8/10/2026 4:31 PM View: Appendix III Mann-Whitney

Plant Bowen Client: Southern Company Data: Bowen 1, 2, 9, & 10

	GWC-48	GWC-48
3/10/2016	63	
5/17/2016	<25	
7/27/2016	11 (J)	
9/20/2016	14 (J)	
11/4/2016	27	
1/23/2017	15 (J)	
3/28/2017	<25	
6/8/2017	29	
9/29/2017	21 (J)	
3/15/2018	<25	
9/13/2018	31	
3/15/2019	41	
9/11/2019	20	
3/9/2020	100	
9/14/2020	47	
3/11/2021	40	
8/4/2021	34	
1/31/2022	31	
8/15/2022	37	
2/15/2023	30.9	
7/26/2023	33	
2/21/2024		52
8/5/2024		47
2/26/2025		44
8/29/2025		66

ND substitution: RL or RL/2 if <15% NDs.

Mann-Whitney (Wilcoxon Rank Sum)

Constituent: TDS (mg/L) Analysis Run 8/10/2026 4:31 PM View: Appendix III Mann-Whitney

Plant Bowen Client: Southern Company Data: Bowen 1, 2, 9, & 10

	GWC-49R	GWC-49R
3/17/2016	103	
5/18/2016	129	
7/27/2016	108	
9/21/2016	102	
11/4/2016	130	
1/24/2017	152	
3/29/2017	95	
6/8/2017	176	
9/29/2017	118	
3/15/2018	88	
9/13/2018	137	
3/18/2019	170	
9/11/2019	138	
3/11/2020	125	
9/11/2020	127	
3/15/2021	107	
8/11/2021	116	
2/1/2022	125	
8/15/2022	103	
2/14/2023	114	
7/27/2023	117	
2/21/2024		126
8/6/2024		132
2/26/2025		119
8/29/2025		130

Mann-Whitney (Wilcoxon Rank Sum)

Constituent: TDS (mg/L) Analysis Run 8/10/2026 4:31 PM View: Appendix III Mann-Whitney

Plant Bowen Client: Southern Company Data: Bowen 1, 2, 9, & 10

	GWC-49Z	GWC-49Z
3/17/2016	31	
5/18/2016	43	
7/28/2016	43	
9/21/2016	<25	
11/7/2016	50	
1/24/2017	63	
3/30/2017	<25	
6/9/2017	20 (J)	
9/29/2017	22 (J)	
3/15/2018	<25	
9/14/2018	29	
3/19/2019	35	
9/11/2019	27	
3/9/2020	51	
9/14/2020	25	
3/15/2021	30	
8/5/2021	<25	
2/1/2022	27	
8/15/2022	<25	
2/14/2023	<25	
7/27/2023	<25	
2/21/2024		<25
8/6/2024		73
2/26/2025		<25
8/29/2025		<25

ND substitution: RL or RL/2 if <15% NDs.

FIGURE E.

Trend Tests - GWA-3 - Significant Results

Plant Bowen Client: Southern Company Data: Bowen 1, 2, 9, & 10 Printed 4/21/2026, 3:36 PM

Constituent	Well	Slope	Calc.	Critical	Sig.	N	%NDs	Normality	Alpha	Method
TDS (mg/L)	**GWA-3A (bg)**	**12.49**	**34**	**30**	**Yes**	**10**	**0**	**n/a**	**0.01**	**NP**

Trend Tests - GWA-3 - All Results

Plant Bowen Client: Southern Company Data: Bowen 1, 2, 9, & 10 Printed 4/21/2026, 3:36 PM

Constituent	Well	Slope	Calc.	Critical	Sig.	N	%NDs	Normality	Alpha	Method
Calcium (mg/L)	GWA-3A (bg)	0.4039	20	30	No	10	0	n/a	0.01	NP
Copper (mg/L)	GWA-3A (bg)	0	0	30	No	10	100	n/a	0.01	NP
Nickel (mg/L)	GWA-3A (bg)	0	0	30	No	10	100	n/a	0.01	NP
Sulfate (mg/L)	GWA-3A (bg)	-0.5919	-25	-30	No	10	0	n/a	0.01	NP
TDS (mg/L)	**GWA-3A (bg)**	**12.49**	**34**	**30**	**Yes**	**10**	**0**	**n/a**	**0.01**	**NP**
Zinc (mg/L)	GWA-3A (bg)	0	0	30	No	10	100	n/a	0.01	NP

Sanitas™ v.10.1.06d Software licensed to Groundwater Stats Consulting. UG

Sen's Slope Estimator

GWA-3A (bg)

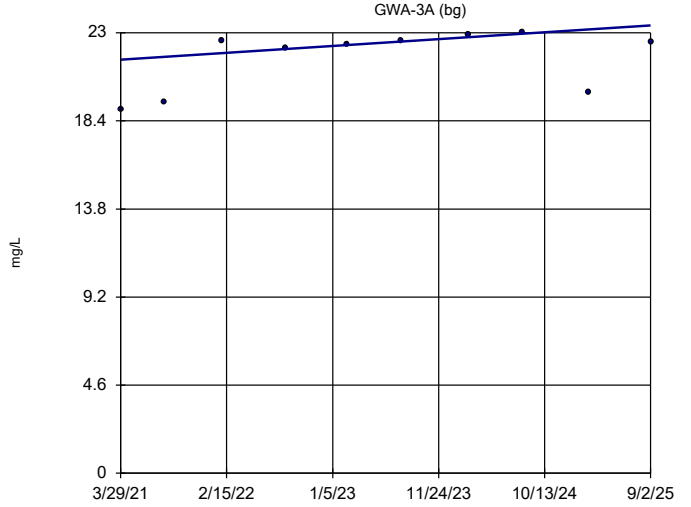

n = 10

Slope = 0.4039 units per year.

Mann-Kendall statistic = 20 critical = 30

Trend not significant at 99% confidence level (α = 0.005 per tail).

Constituent: Calcium Analysis Run 4/21/2026 3:35 PM View: GWA-3A

Plant Bowen Client: Southern Company Data: Bowen 1, 2, 9, & 10

Sanitas™ v.10.1.06d Software licensed to Groundwater Stats Consulting. UG

Hollow symbols indicate censored values.

Sen's Slope Estimator

GWA-3A (bg)

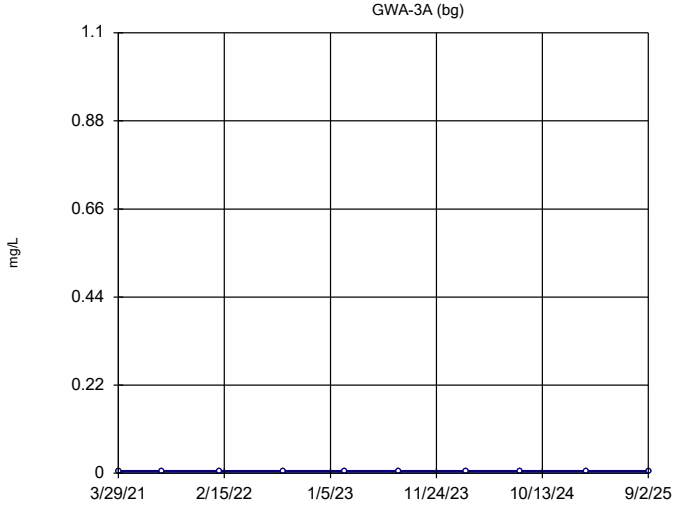

n = 10

Slope = 0 units per year.

Mann-Kendall statistic = 0 critical = 30

Trend not significant at 99% confidence level (α = 0.005 per tail).

Constituent: Copper Analysis Run 4/21/2026 3:35 PM View: GWA-3A

Plant Bowen Client: Southern Company Data: Bowen 1, 2, 9, & 10

Sanitas™ v.10.1.06d Software licensed to Groundwater Stats Consulting. UG

Hollow symbols indicate censored values.

Sen's Slope Estimator

GWA-3A (bg)

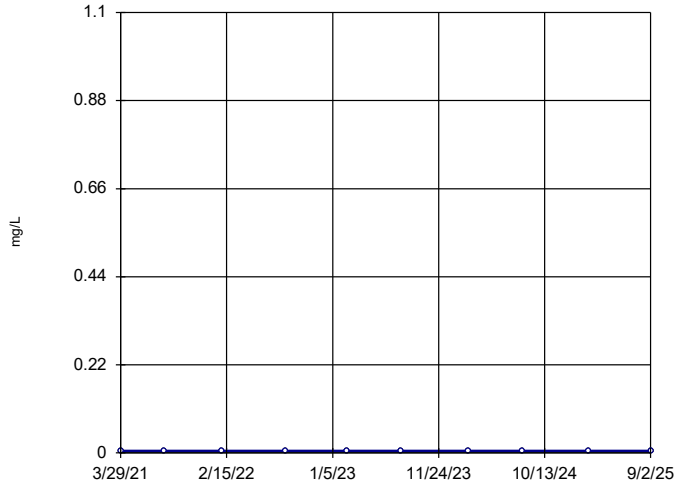

n = 10

Slope = 0 units per year.

Mann-Kendall statistic = 0 critical = 30

Trend not significant at 99% confidence level (α = 0.005 per tail).

Constituent: Nickel Analysis Run 4/21/2026 3:35 PM View: GWA-3A

Plant Bowen Client: Southern Company Data: Bowen 1, 2, 9, & 10

Sanitas™ v.10.1.06d Software licensed to Groundwater Stats Consulting. UG

Sen's Slope Estimator

GWA-3A (bg)

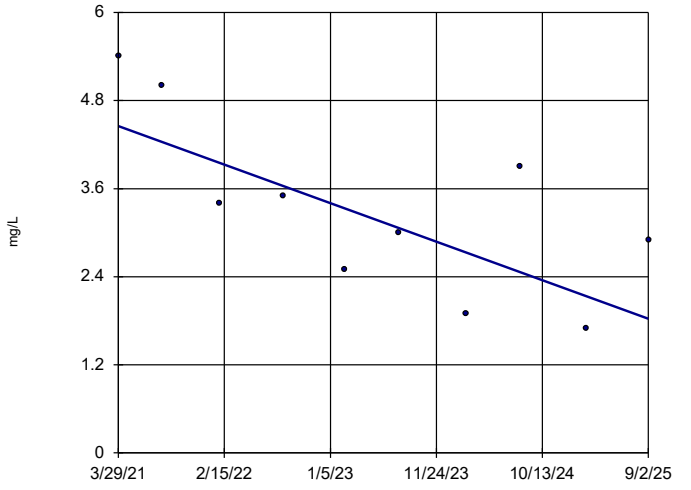

n = 10

Slope = -0.5919 units per year.

Mann-Kendall statistic = -25 critical = -30

Trend not significant at 99% confidence level (α = 0.005 per tail).

Constituent: Sulfate Analysis Run 4/21/2026 3:35 PM View: GWA-3A

Plant Bowen Client: Southern Company Data: Bowen 1, 2, 9, & 10

Sanitas™ v.10.1.06d Software licensed to Groundwater Stats Consulting. UG

Sen's Slope Estimator

GWA-3A (bg)

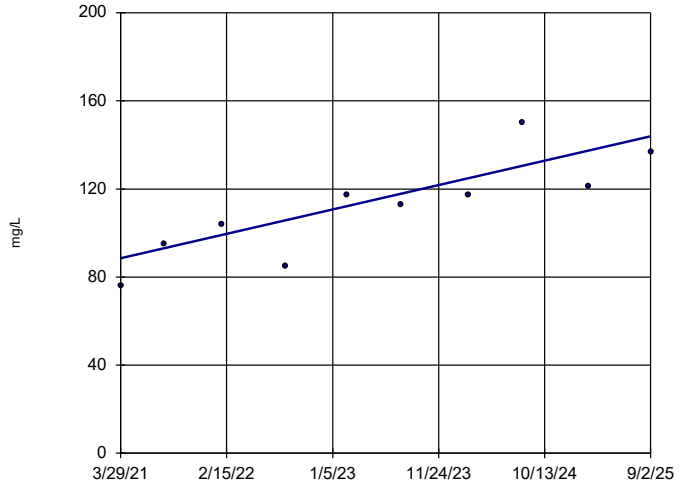

n = 10

Slope = 12.49 units per year.

Mann-Kendall statistic = 34 critical = 30

Increasing trend significant at 99% confidence level (α = 0.005 per tail).

Constituent: TDS Analysis Run 4/21/2026 3:35 PM View: GWA-3A

Plant Bowen Client: Southern Company Data: Bowen 1, 2, 9, & 10

Sanitas™ v.10.1.06d Software licensed to Groundwater Stats Consulting. UG

Hollow symbols indicate censored values.

Sen's Slope Estimator

GWA-3A (bg)

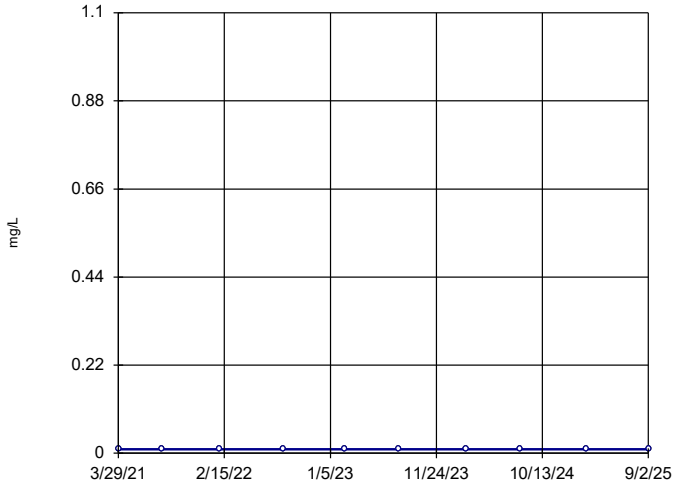

n = 10

Slope = 0 units per year.

Mann-Kendall statistic = 0 critical = 30

Trend not significant at 99% confidence level (α = 0.005 per tail).

Constituent: Zinc Analysis Run 4/21/2026 3:36 PM View: GWA-3A

Plant Bowen Client: Southern Company Data: Bowen 1, 2, 9, & 10

FIGURE F.

Trend Tests - Beryllium - Significant Results

Plant Bowen Client: Southern Company Data: Bowen 1, 2, 9, & 10 Printed 6/8/2026, 4:42 PM

Constituent	Well	Slope	Calc.	Critical	Sig.	N	%NDs	Normality	Alpha	Method
Beryllium (mg/L)	**GWC-5**	**0.00001443**	**4.794**	**2.58**	**Yes**	**47**	**38.3**	**n/a**	**0.01**	**NP**
Beryllium (mg/L)	**GWC-8Z**	**0**	**-3.255**	**-2.58**	**Yes**	**49**	**81.63**	**n/a**	**0.01**	**NP**
Beryllium (mg/L)	**GWC-9**	**-0.00001576**	**-4.469**	**-2.58**	**Yes**	**46**	**52.17**	**n/a**	**0.01**	**NP**
Beryllium (mg/L)	**GWC-10**	**0**	**-3.72**	**-2.58**	**Yes**	**46**	**65.22**	**n/a**	**0.01**	**NP**
Beryllium (mg/L)	**GWC-14Z**	**0**	**-4.358**	**-2.58**	**Yes**	**46**	**63.04**	**n/a**	**0.01**	**NP**
Beryllium (mg/L)	**GWC-48**	**0.00002808**	**242**	**111**	**Yes**	**25**	**12**	**n/a**	**0.01**	**NP**

Trend Tests - Beryllium - All Results

Plant Bowen Client: Southern Company Data: Bowen 1, 2, 9, & 10 Printed 6/8/2026, 4:42 PM

Constituent	Well	Slope	Calc.	Critical	Sig.	N	%NDs	Normality	Alpha	Method
Beryllium (mg/L)	GWA-1 (bg)	0	0	2.58	No	46	95.65	n/a	0.01	NP
Beryllium (mg/L)	GWA-2 (bg)	0	0	2.58	No	46	100	n/a	0.01	NP
Beryllium (mg/L)	GWA-2R (bg)	0	0	2.58	No	46	100	n/a	0.01	NP
Beryllium (mg/L)	GWA-3A (bg)	0	0	2.58	No	45	100	n/a	0.01	NP
Beryllium (mg/L)	GWA-4RZ (bg)	0	-16	-214	No	39	97.44	n/a	0.01	NP
Beryllium (mg/L)	GWA-39RZ (bg)	0	0	98	No	23	100	n/a	0.01	NP
Beryllium (mg/L)	GWA-39Z (bg)	0	0	111	No	25	100	n/a	0.01	NP
Beryllium (mg/L)	GWA-40 (bg)	0	0	111	No	25	100	n/a	0.01	NP
Beryllium (mg/L)	GWA-41 (bg)	0	0	111	No	25	100	n/a	0.01	NP
Beryllium (mg/L)	GWA-41R (bg)	0	2	111	No	25	96	n/a	0.01	NP
Beryllium (mg/L)	GWA-42 (bg)	0.000003413	38	111	No	25	16	n/a	0.01	NP
Beryllium (mg/L)	GWA-43 (bg)	0	-15	-111	No	25	92	n/a	0.01	NP
Beryllium (mg/L)	GWA-43R (bg)	0	6	111	No	25	96	n/a	0.01	NP
Beryllium (mg/L)	GWA-50 (bg)	0	0	223	No	40	100	n/a	0.01	NP
Beryllium (mg/L)	GWA-50R (bg)	0	-20	-223	No	40	90	n/a	0.01	NP
Beryllium (mg/L)	**GWC-5**	**0.00001443**	**4.794**	**2.58**	**Yes**	**47**	**38.3**	**n/a**	**0.01**	**NP**
Beryllium (mg/L)	GWC-6	0	0.09731	2.58	No	46	91.3	n/a	0.01	NP
Beryllium (mg/L)	GWC-6RZ	0	-51	-139	No	29	65.52	n/a	0.01	NP
Beryllium (mg/L)	GWC-7Z	0	0.377	2.58	No	46	95.65	n/a	0.01	NP
Beryllium (mg/L)	GWC-8RR	0	-1.462	-2.58	No	46	86.96	n/a	0.01	NP
Beryllium (mg/L)	**GWC-8Z**	**0**	**-3.255**	**-2.58**	**Yes**	**49**	**81.63**	**n/a**	**0.01**	**NP**
Beryllium (mg/L)	**GWC-9**	**-0.00001576**	**-4.469**	**-2.58**	**Yes**	**46**	**52.17**	**n/a**	**0.01**	**NP**
Beryllium (mg/L)	**GWC-10**	**0**	**-3.72**	**-2.58**	**Yes**	**46**	**65.22**	**n/a**	**0.01**	**NP**
Beryllium (mg/L)	GWC-10R	0	0	2.58	No	46	100	n/a	0.01	NP
Beryllium (mg/L)	GWC-11	0	-0.6779	-2.58	No	46	97.83	n/a	0.01	NP
Beryllium (mg/L)	GWC-11R	0	0	2.58	No	46	100	n/a	0.01	NP
Beryllium (mg/L)	GWC-12	0	0	2.58	No	46	100	n/a	0.01	NP
Beryllium (mg/L)	GWC-13	0	-2.465	-2.58	No	46	71.74	n/a	0.01	NP
Beryllium (mg/L)	GWC-13RZ	0	-1.205	-2.58	No	46	97.83	n/a	0.01	NP
Beryllium (mg/L)	**GWC-14Z**	**0**	**-4.358**	**-2.58**	**Yes**	**46**	**63.04**	**n/a**	**0.01**	**NP**
Beryllium (mg/L)	GWC-15R	0	0	2.58	No	46	100	n/a	0.01	NP
Beryllium (mg/L)	GWC-15Z	0	0	2.58	No	46	100	n/a	0.01	NP
Beryllium (mg/L)	GWC-44	-0.00000177	-87	-111	No	25	52	n/a	0.01	NP
Beryllium (mg/L)	GWC-45	0	0	2.58	No	46	100	n/a	0.01	NP
Beryllium (mg/L)	GWC-45R	0	-0.9039	-2.58	No	46	97.83	n/a	0.01	NP
Beryllium (mg/L)	GWC-46R	0	0	118	No	26	100	n/a	0.01	NP
Beryllium (mg/L)	GWC-47	0	-16	-111	No	25	96	n/a	0.01	NP
Beryllium (mg/L)	GWC-47R	0	-12	-111	No	25	96	n/a	0.01	NP
Beryllium (mg/L)	**GWC-48**	**0.00002808**	**242**	**111**	**Yes**	**25**	**12**	**n/a**	**0.01**	**NP**
Beryllium (mg/L)	GWC-49R	0	0	111	No	25	100	n/a	0.01	NP
Beryllium (mg/L)	GWC-49Z	0	0	111	No	25	100	n/a	0.01	NP

Sanitas™ v.10.1.06e Software licensed to Groundwater Stats Consulting. UG
Hollow symbols indicate censored values.

Sen's Slope Estimator

GWA-1 (bg)

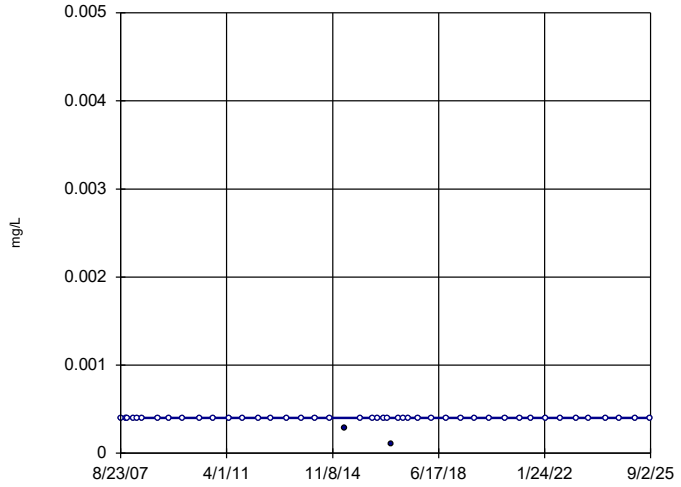

n = 46

Slope = 0 units per year.

Mann-Kendall normal approx. = 0
critical = 2.58

Trend not significant at 99% confidence level (α = 0.005 per tail).

Constituent: Beryllium Analysis Run 6/8/2026 4:40 PM View: Trend Tests - Beryllium
Plant Bowen Client: Southern Company Data: Bowen 1, 2, 9, & 10

Sanitas™ v.10.1.06e Software licensed to Groundwater Stats Consulting. UG
Hollow symbols indicate censored values.

Sen's Slope Estimator

GWA-2 (bg)

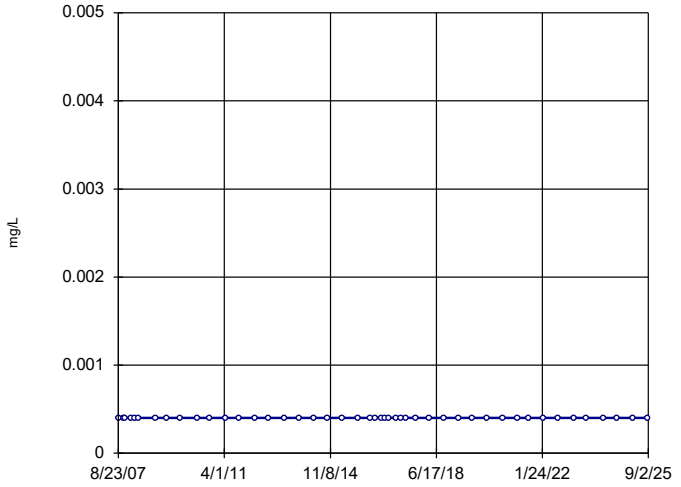

n = 46

Slope = 0 units per year.

Mann-Kendall normal approx. = 0
critical = 2.58

Trend not significant at 99% confidence level (α = 0.005 per tail).

Constituent: Beryllium Analysis Run 6/8/2026 4:40 PM View: Trend Tests - Beryllium
Plant Bowen Client: Southern Company Data: Bowen 1, 2, 9, & 10

Sanitas™ v.10.1.06e Software licensed to Groundwater Stats Consulting. UG
Hollow symbols indicate censored values.

Sen's Slope Estimator

GWA-2R (bg)

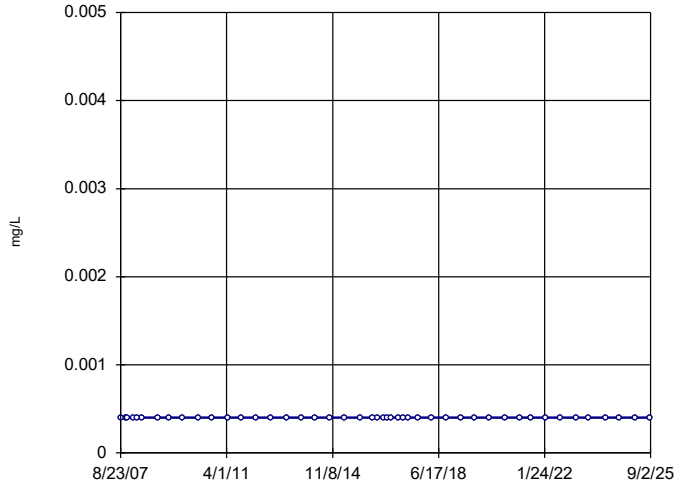

n = 46

Slope = 0 units per year.

Mann-Kendall normal approx. = 0
critical = 2.58

Trend not significant at 99% confidence level (α = 0.005 per tail).

Constituent: Beryllium Analysis Run 6/8/2026 4:40 PM View: Trend Tests - Beryllium
Plant Bowen Client: Southern Company Data: Bowen 1, 2, 9, & 10

Sanitas™ v.10.1.06e Software licensed to Groundwater Stats Consulting. UG
Hollow symbols indicate censored values.

Sen's Slope Estimator

GWA-3A (bg)

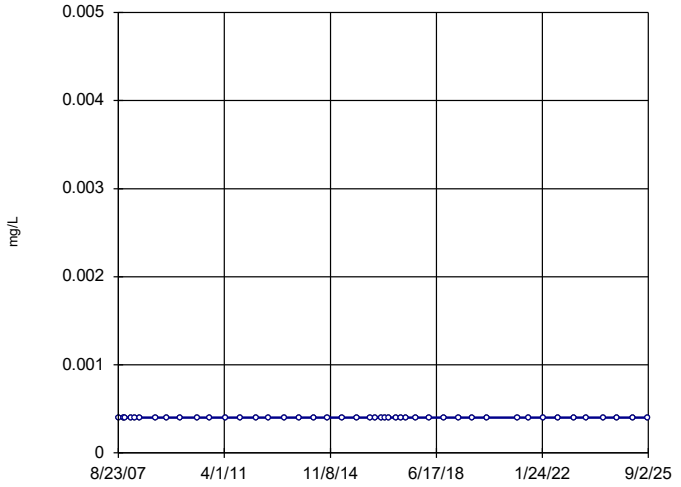

n = 45

Slope = 0 units per year.

Mann-Kendall normal approx. = 0
critical = 2.58

Trend not significant at 99% confidence level (α = 0.005 per tail).

Constituent: Beryllium Analysis Run 6/8/2026 4:40 PM View: Trend Tests - Beryllium
Plant Bowen Client: Southern Company Data: Bowen 1, 2, 9, & 10

Sanitas™ v.10.1.06e Software licensed to Groundwater Stats Consulting. UG
Hollow symbols indicate censored values.

Sen's Slope Estimator

GWA-4RZ (bg)

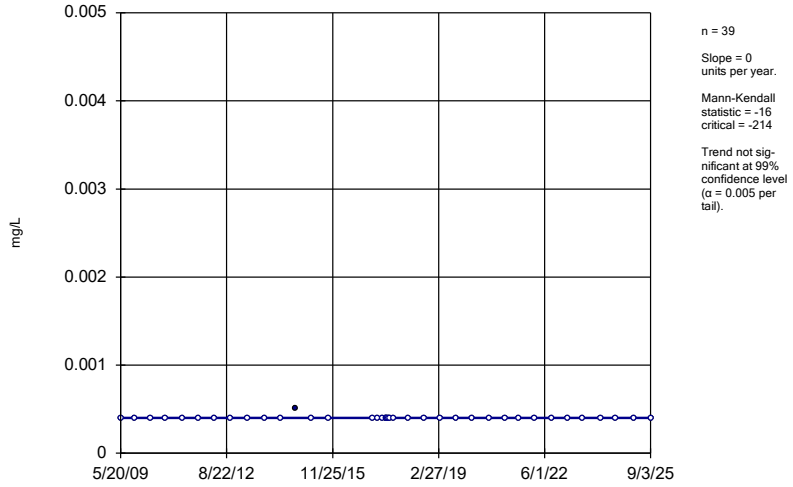

n = 39

Slope = 0 units per year.

Mann-Kendall statistic = -16
critical = -214

Trend not significant at 99% confidence level (α = 0.005 per tail).

Constituent: Beryllium Analysis Run 6/8/2026 4:40 PM View: Trend Tests - Beryllium
Plant Bowen Client: Southern Company Data: Bowen 1, 2, 9, & 10

Sanitas™ v.10.1.06e Software licensed to Groundwater Stats Consulting. UG
Hollow symbols indicate censored values.

Sen's Slope Estimator

GWA-39RZ (bg)

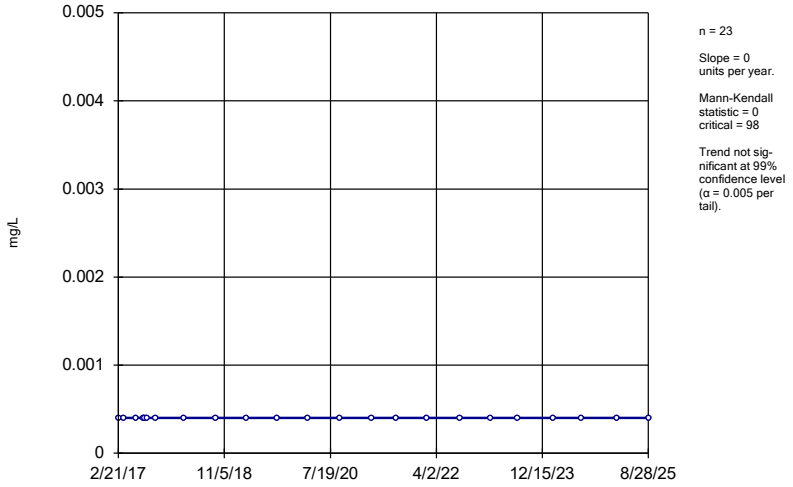

n = 23

Slope = 0 units per year.

Mann-Kendall statistic = 0
critical = 98

Trend not significant at 99% confidence level (α = 0.005 per tail).

Constituent: Beryllium Analysis Run 6/8/2026 4:40 PM View: Trend Tests - Beryllium
Plant Bowen Client: Southern Company Data: Bowen 1, 2, 9, & 10

Sanitas™ v.10.1.06e Software licensed to Groundwater Stats Consulting. UG
Hollow symbols indicate censored values.

Sen's Slope Estimator

GWA-39Z (bg)

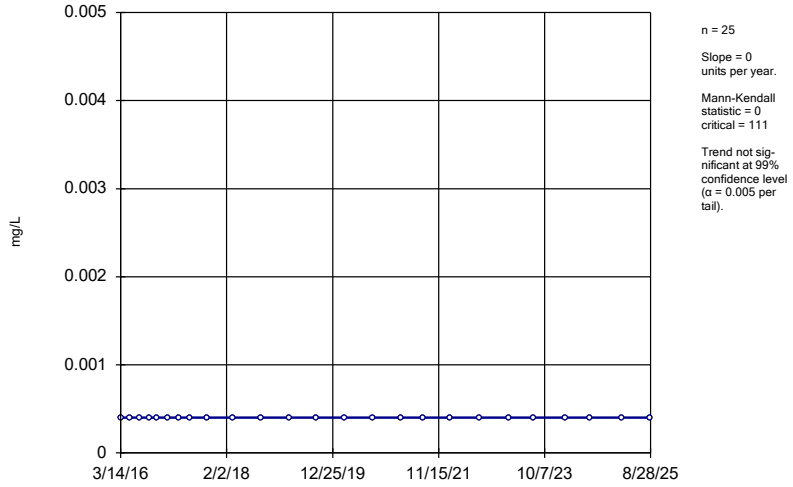

n = 25

Slope = 0 units per year.

Mann-Kendall statistic = 0
critical = 111

Trend not significant at 99% confidence level (α = 0.005 per tail).

Constituent: Beryllium Analysis Run 6/8/2026 4:40 PM View: Trend Tests - Beryllium
Plant Bowen Client: Southern Company Data: Bowen 1, 2, 9, & 10

Sanitas™ v.10.1.06e Software licensed to Groundwater Stats Consulting. UG
Hollow symbols indicate censored values.

Sen's Slope Estimator

GWA-40 (bg)

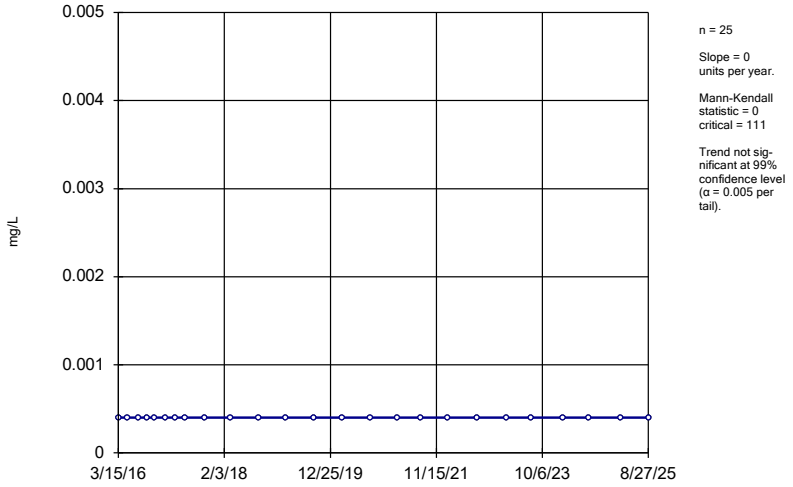

n = 25

Slope = 0 units per year.

Mann-Kendall statistic = 0
critical = 111

Trend not significant at 99% confidence level (α = 0.005 per tail).

Constituent: Beryllium Analysis Run 6/8/2026 4:40 PM View: Trend Tests - Beryllium
Plant Bowen Client: Southern Company Data: Bowen 1, 2, 9, & 10

Sanitas™ v.10.1.06e Software licensed to Groundwater Stats Consulting. UG
Hollow symbols indicate censored values.

Sen's Slope Estimator

GWA-41 (bg)

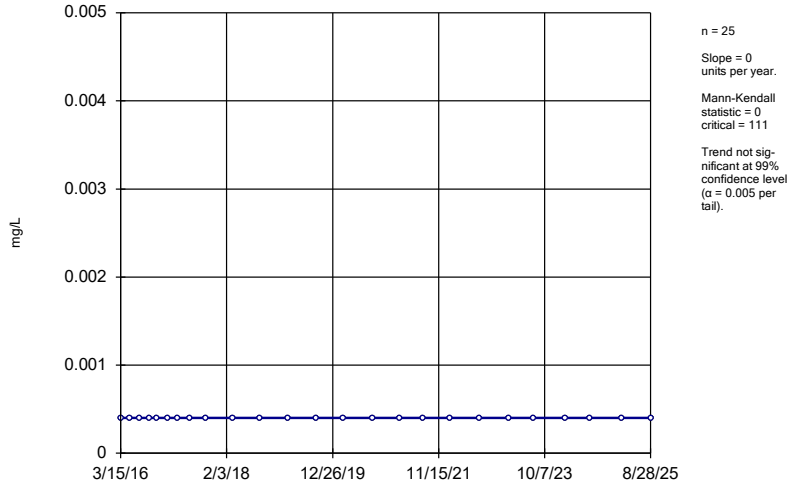

n = 25

Slope = 0
units per year.

Mann-Kendall
statistic = 0
critical = 111

Trend not sig-
nificant at 99%
confidence level
(α = 0.005 per
tail).

Constituent: Beryllium Analysis Run 6/8/2026 4:40 PM View: Trend Tests - Beryllium
Plant Bowen Client: Southern Company Data: Bowen 1, 2, 9, & 10

Sanitas™ v.10.1.06e Software licensed to Groundwater Stats Consulting. UG
Hollow symbols indicate censored values.

Sen's Slope Estimator

GWA-41R (bg)

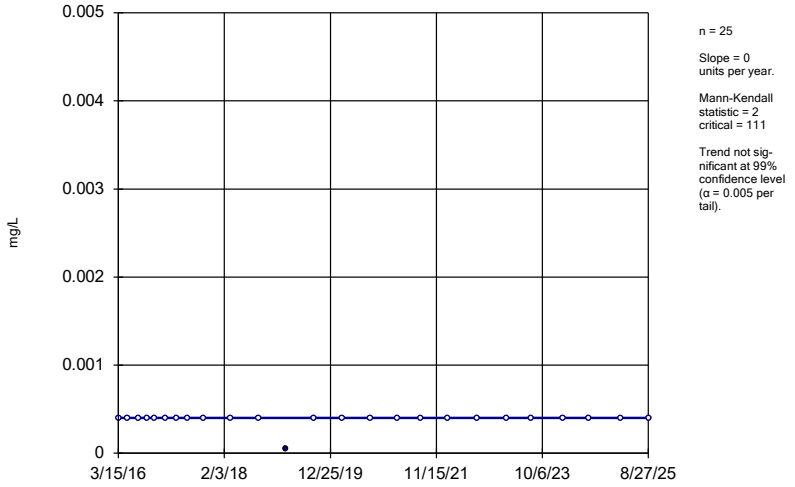

n = 25

Slope = 0
units per year.

Mann-Kendall
statistic = 2
critical = 111

Trend not sig-
nificant at 99%
confidence level
(α = 0.005 per
tail).

Constituent: Beryllium Analysis Run 6/8/2026 4:40 PM View: Trend Tests - Beryllium
Plant Bowen Client: Southern Company Data: Bowen 1, 2, 9, & 10

Sanitas™ v.10.1.06e Software licensed to Groundwater Stats Consulting. UG
Hollow symbols indicate censored values.

Sen's Slope Estimator

GWA-42 (bg)

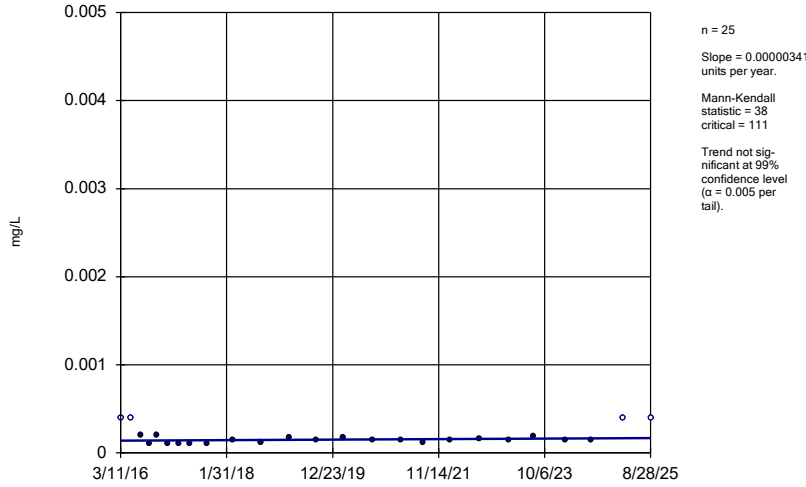

n = 25

Slope = 0.000003413
units per year.

Mann-Kendall
statistic = 38
critical = 111

Trend not sig-
nificant at 99%
confidence level
(α = 0.005 per
tail).

Constituent: Beryllium Analysis Run 6/8/2026 4:40 PM View: Trend Tests - Beryllium
Plant Bowen Client: Southern Company Data: Bowen 1, 2, 9, & 10

Sanitas™ v.10.1.06e Software licensed to Groundwater Stats Consulting. UG
Hollow symbols indicate censored values.

Sen's Slope Estimator

GWA-43 (bg)

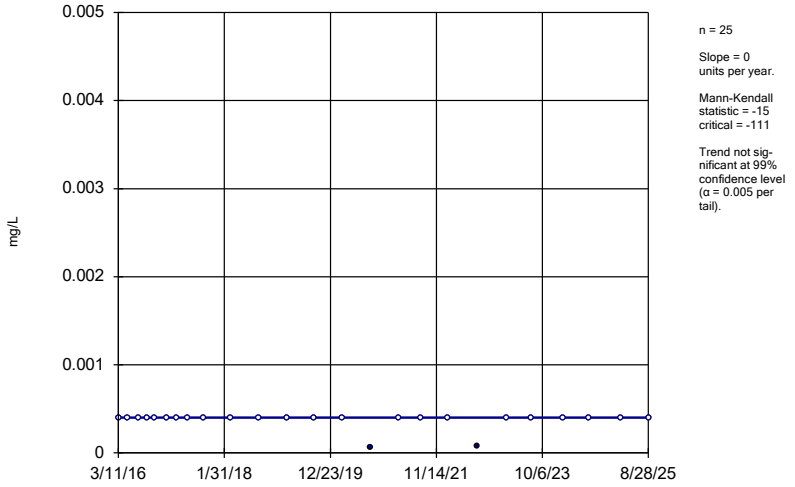

n = 25

Slope = 0
units per year.

Mann-Kendall
statistic = -15
critical = -111

Trend not sig-
nificant at 99%
confidence level
(α = 0.005 per
tail).

Constituent: Beryllium Analysis Run 6/8/2026 4:40 PM View: Trend Tests - Beryllium
Plant Bowen Client: Southern Company Data: Bowen 1, 2, 9, & 10

Sanitas™ v.10.1.06e Software licensed to Groundwater Stats Consulting. UG
Hollow symbols indicate censored values.

Sen's Slope Estimator

GWA-43R (bg)

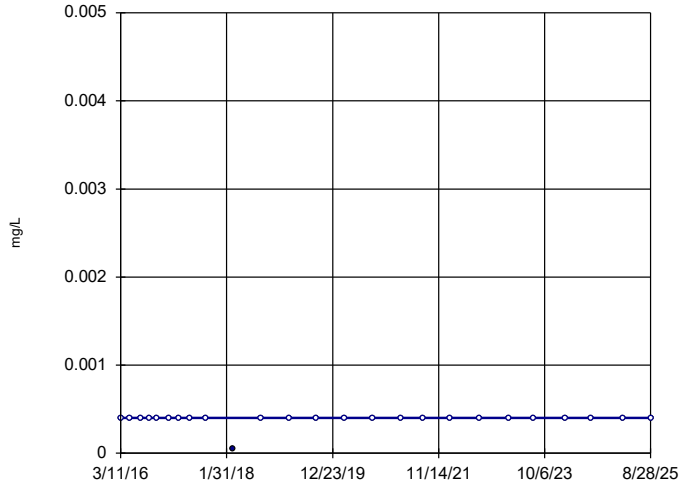

n = 25

Slope = 0
units per year.

Mann-Kendall
statistic = 6
critical = 111

Trend not sig-
nificant at 99%
confidence level
(α = 0.005 per
tail).

Constituent: Beryllium Analysis Run 6/8/2026 4:40 PM View: Trend Tests - Beryllium
Plant Bowen Client: Southern Company Data: Bowen 1, 2, 9, & 10

Sanitas™ v.10.1.06e Software licensed to Groundwater Stats Consulting. UG
Hollow symbols indicate censored values.

Sen's Slope Estimator

GWA-50 (bg)

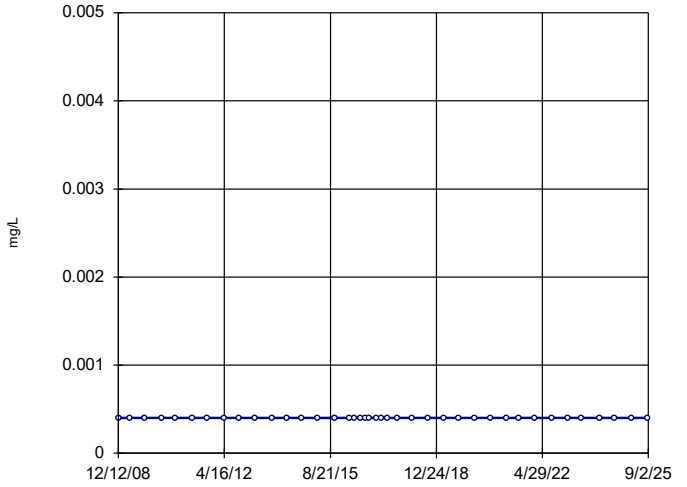

n = 40

Slope = 0
units per year.

Mann-Kendall
statistic = 0
critical = 223

Trend not sig-
nificant at 99%
confidence level
(α = 0.005 per
tail).

Constituent: Beryllium Analysis Run 6/8/2026 4:40 PM View: Trend Tests - Beryllium
Plant Bowen Client: Southern Company Data: Bowen 1, 2, 9, & 10

Sanitas™ v.10.1.06e Software licensed to Groundwater Stats Consulting. UG
Hollow symbols indicate censored values.

Sen's Slope Estimator

GWA-50R (bg)

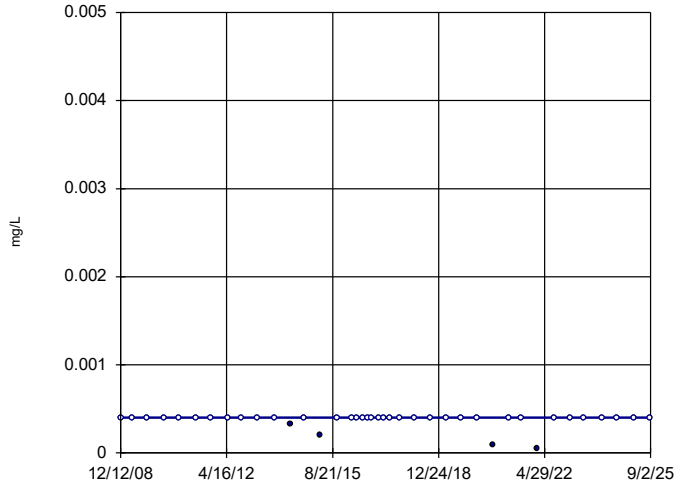

n = 40

Slope = 0
units per year.

Mann-Kendall
statistic = -20
critical = -223

Trend not sig-
nificant at 99%
confidence level
(α = 0.005 per
tail).

Constituent: Beryllium Analysis Run 6/8/2026 4:40 PM View: Trend Tests - Beryllium
Plant Bowen Client: Southern Company Data: Bowen 1, 2, 9, & 10

Sanitas™ v.10.1.06e Software licensed to Groundwater Stats Consulting. UG
Hollow symbols indicate censored values.

Sen's Slope Estimator

GWC-5

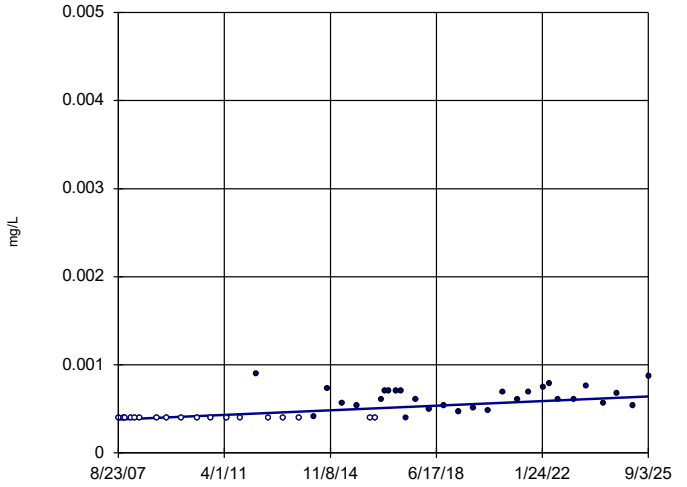

n = 47

Slope = 0.00001443
units per year.

Mann-Kendall
normal approx. =
4.794
critical = 2.58

Increasing trend
significant at 99%
confidence level
(α = 0.005 per
tail).

Constituent: Beryllium Analysis Run 6/8/2026 4:40 PM View: Trend Tests - Beryllium
Plant Bowen Client: Southern Company Data: Bowen 1, 2, 9, & 10

Sanitas™ v.10.1.06e Software licensed to Groundwater Stats Consulting. UG
Hollow symbols indicate censored values.

Sen's Slope Estimator

GWC-6

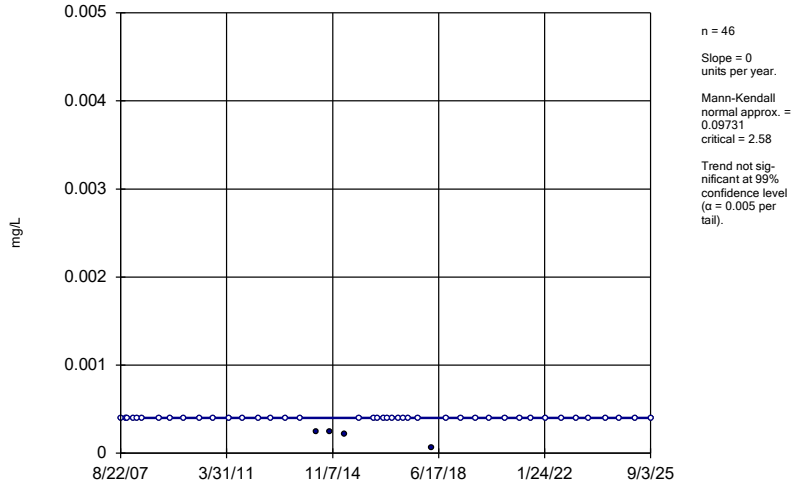

n = 46

Slope = 0 units per year.

Mann-Kendall normal approx. = 0.09731
critical = 2.58

Trend not significant at 99% confidence level (α = 0.005 per tail).

Constituent: Beryllium Analysis Run 6/8/2026 4:40 PM View: Trend Tests - Beryllium
Plant Bowen Client: Southern Company Data: Bowen 1, 2, 9, & 10

Sanitas™ v.10.1.06e Software licensed to Groundwater Stats Consulting. UG
Hollow symbols indicate censored values.

Sen's Slope Estimator

GWC-6RZ

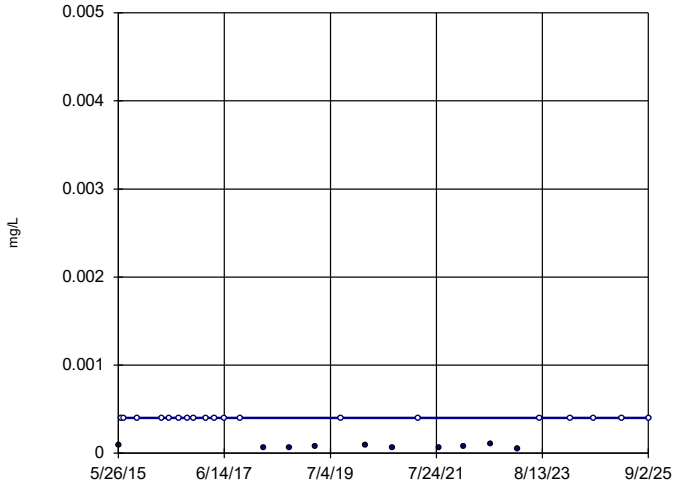

n = 29

Slope = 0 units per year.

Mann-Kendall statistic = -51
critical = -139

Trend not significant at 99% confidence level (α = 0.005 per tail).

Constituent: Beryllium Analysis Run 6/8/2026 4:40 PM View: Trend Tests - Beryllium
Plant Bowen Client: Southern Company Data: Bowen 1, 2, 9, & 10

Sanitas™ v.10.1.06e Software licensed to Groundwater Stats Consulting. UG
Hollow symbols indicate censored values.

Sen's Slope Estimator

GWC-7Z

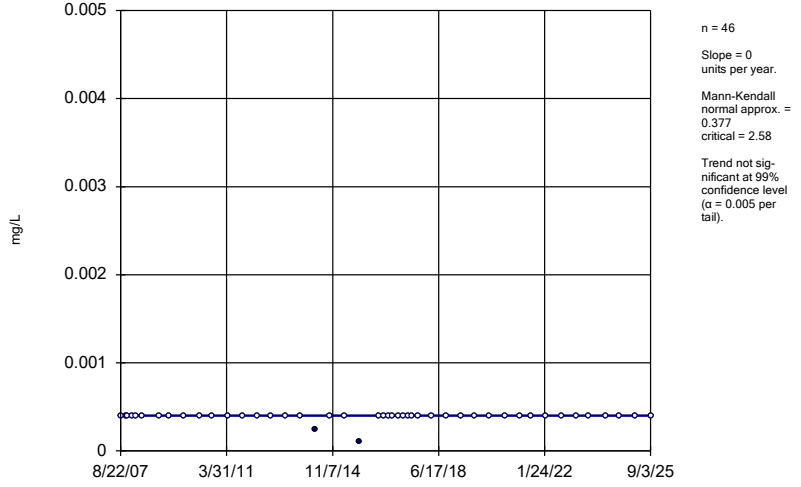

n = 46

Slope = 0 units per year.

Mann-Kendall normal approx. = 0.377
critical = 2.58

Trend not significant at 99% confidence level (α = 0.005 per tail).

Constituent: Beryllium Analysis Run 6/8/2026 4:40 PM View: Trend Tests - Beryllium
Plant Bowen Client: Southern Company Data: Bowen 1, 2, 9, & 10

Sanitas™ v.10.1.06e Software licensed to Groundwater Stats Consulting. UG
Hollow symbols indicate censored values.

Sen's Slope Estimator

GWC-8RR

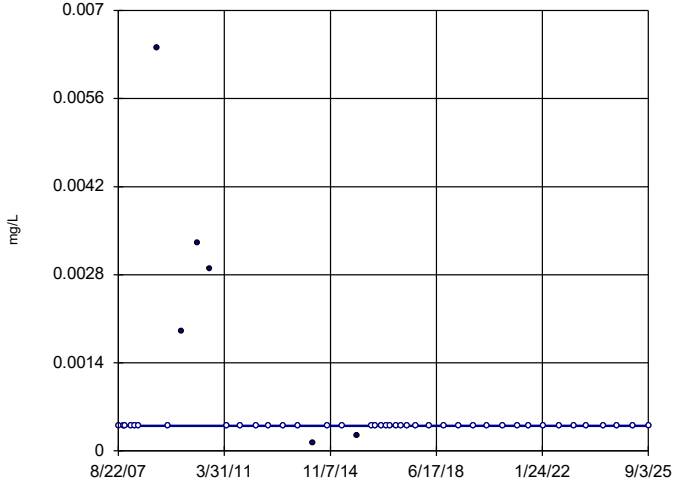

n = 46

Slope = 0 units per year.

Mann-Kendall normal approx. = -1.462
critical = -2.58

Trend not significant at 99% confidence level (α = 0.005 per tail).

Constituent: Beryllium Analysis Run 6/8/2026 4:40 PM View: Trend Tests - Beryllium
Plant Bowen Client: Southern Company Data: Bowen 1, 2, 9, & 10

Sanitas™ v.10.1.06e Software licensed to Groundwater Stats Consulting. UG
Hollow symbols indicate censored values.

Sen's Slope Estimator

GWC-8Z

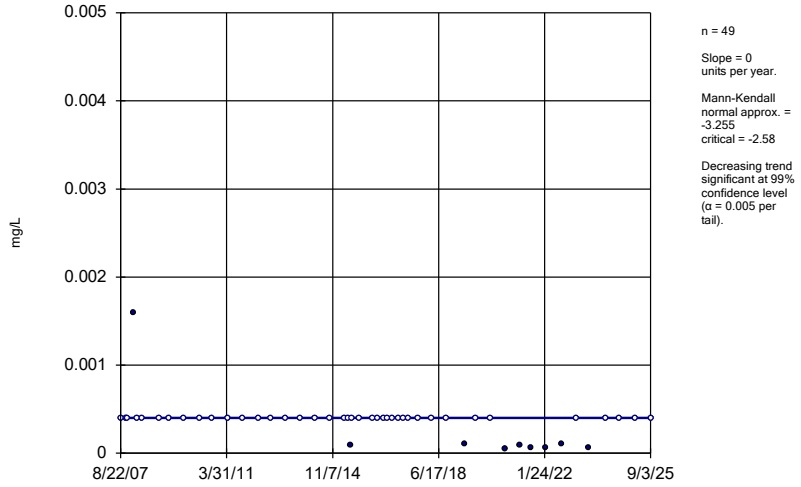

n = 49

Slope = 0
units per year.

Mann-Kendall
normal approx. =
-3.255
critical = -2.58

Decreasing trend
significant at 99%
confidence level
(α = 0.005 per
tail).

Constituent: Beryllium Analysis Run 6/8/2026 4:40 PM View: Trend Tests - Beryllium
Plant Bowen Client: Southern Company Data: Bowen 1, 2, 9, & 10

Sanitas™ v.10.1.06e Software licensed to Groundwater Stats Consulting. UG
Hollow symbols indicate censored values.

Sen's Slope Estimator

GWC-9

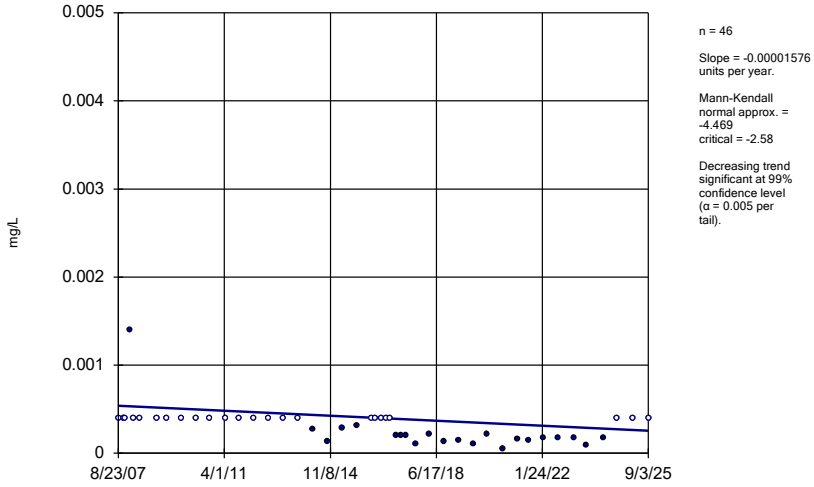

n = 46

Slope = -0.00001576
units per year.

Mann-Kendall
normal approx. =
-4.469
critical = -2.58

Decreasing trend
significant at 99%
confidence level
(α = 0.005 per
tail).

Constituent: Beryllium Analysis Run 6/8/2026 4:40 PM View: Trend Tests - Beryllium
Plant Bowen Client: Southern Company Data: Bowen 1, 2, 9, & 10

Sanitas™ v.10.1.06e Software licensed to Groundwater Stats Consulting. UG
Hollow symbols indicate censored values.

Sen's Slope Estimator

GWC-10

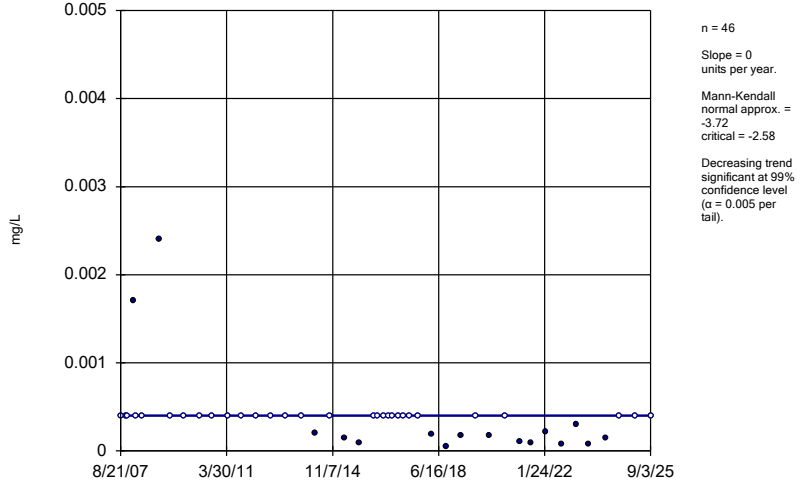

n = 46

Slope = 0
units per year.

Mann-Kendall
normal approx. =
-3.72
critical = -2.58

Decreasing trend
significant at 99%
confidence level
(α = 0.005 per
tail).

Constituent: Beryllium Analysis Run 6/8/2026 4:40 PM View: Trend Tests - Beryllium
Plant Bowen Client: Southern Company Data: Bowen 1, 2, 9, & 10

Sanitas™ v.10.1.06e Software licensed to Groundwater Stats Consulting. UG
Hollow symbols indicate censored values.

Sen's Slope Estimator

GWC-10R

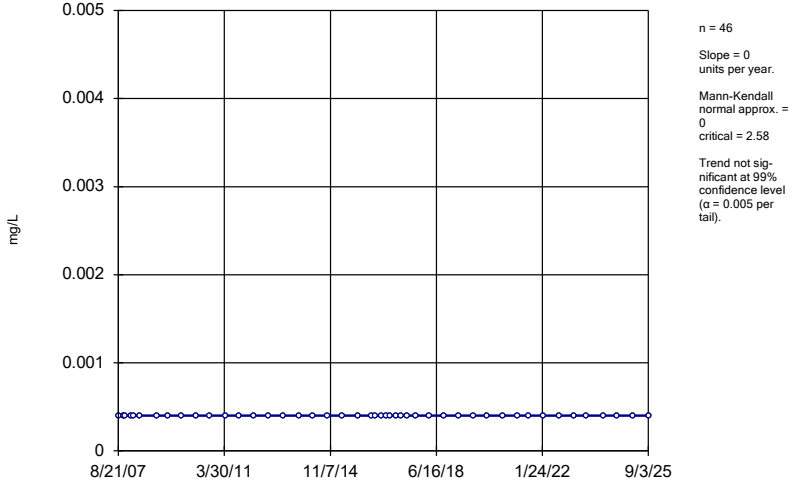

n = 46

Slope = 0
units per year.

Mann-Kendall
normal approx. =
0
critical = 2.58

Trend not sig-
nificant at 99%
confidence level
(α = 0.005 per
tail).

Constituent: Beryllium Analysis Run 6/8/2026 4:40 PM View: Trend Tests - Beryllium
Plant Bowen Client: Southern Company Data: Bowen 1, 2, 9, & 10

Sanitas™ v.10.1.06e Software licensed to Groundwater Stats Consulting. UG
Hollow symbols indicate censored values.

Sen's Slope Estimator

GWC-11

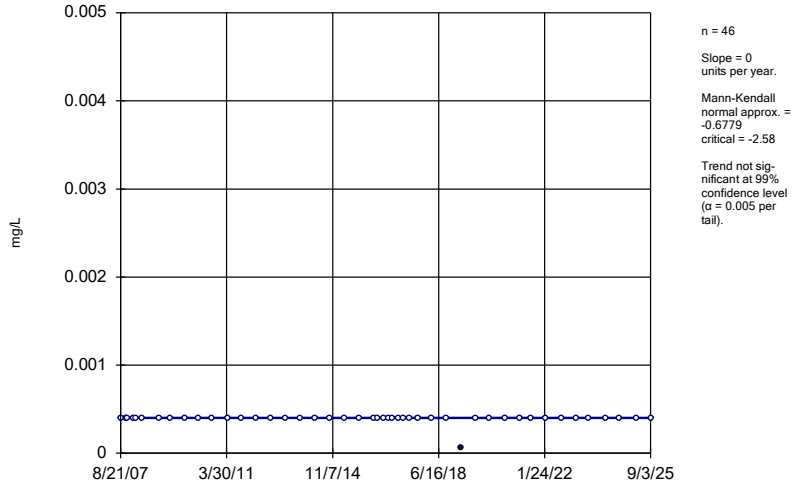

n = 46

Slope = 0 units per year.

Mann-Kendall normal approx. = -0.6779
critical = -2.58

Trend not significant at 99% confidence level (α = 0.005 per tail).

Constituent: Beryllium Analysis Run 6/8/2026 4:40 PM View: Trend Tests - Beryllium
Plant Bowen Client: Southern Company Data: Bowen 1, 2, 9, & 10

Sanitas™ v.10.1.06e Software licensed to Groundwater Stats Consulting. UG
Hollow symbols indicate censored values.

Sen's Slope Estimator

GWC-11R

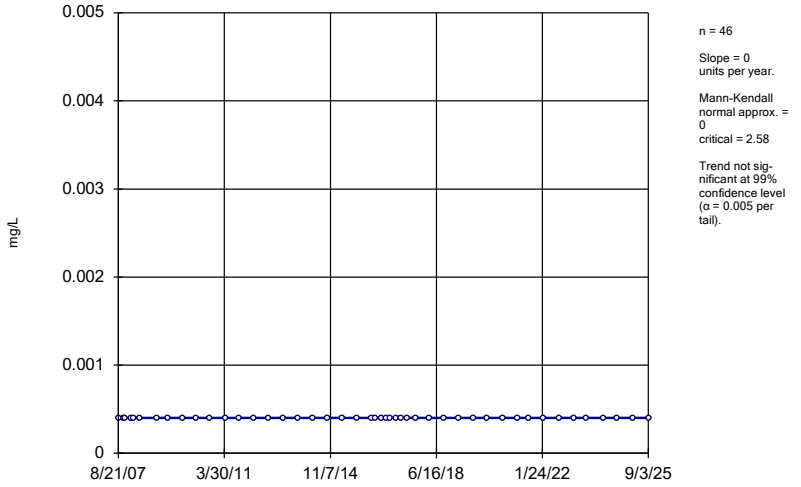

n = 46

Slope = 0 units per year.

Mann-Kendall normal approx. = 0
critical = 2.58

Trend not significant at 99% confidence level (α = 0.005 per tail).

Constituent: Beryllium Analysis Run 6/8/2026 4:40 PM View: Trend Tests - Beryllium
Plant Bowen Client: Southern Company Data: Bowen 1, 2, 9, & 10

Sanitas™ v.10.1.06e Software licensed to Groundwater Stats Consulting. UG
Hollow symbols indicate censored values.

Sen's Slope Estimator

GWC-12

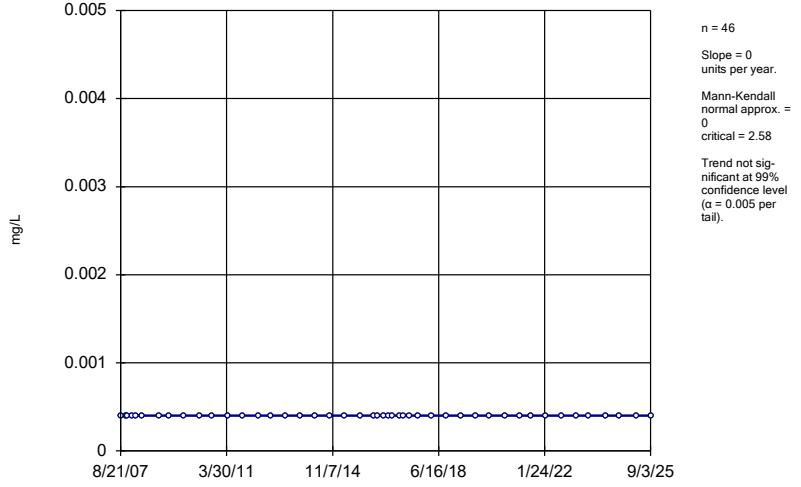

n = 46

Slope = 0 units per year.

Mann-Kendall normal approx. = 0
critical = 2.58

Trend not significant at 99% confidence level (α = 0.005 per tail).

Constituent: Beryllium Analysis Run 6/8/2026 4:40 PM View: Trend Tests - Beryllium
Plant Bowen Client: Southern Company Data: Bowen 1, 2, 9, & 10

Sanitas™ v.10.1.06e Software licensed to Groundwater Stats Consulting. UG
Hollow symbols indicate censored values.

Sen's Slope Estimator

GWC-13

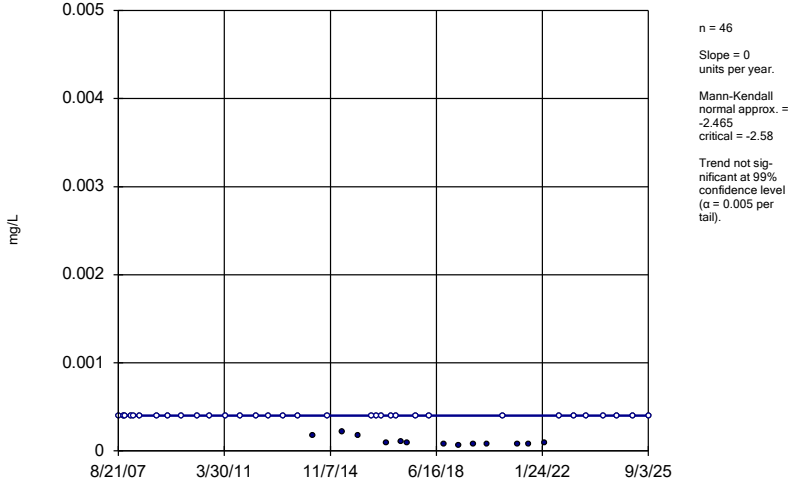

n = 46

Slope = 0 units per year.

Mann-Kendall normal approx. = -2.465
critical = -2.58

Trend not significant at 99% confidence level (α = 0.005 per tail).

Constituent: Beryllium Analysis Run 6/8/2026 4:40 PM View: Trend Tests - Beryllium
Plant Bowen Client: Southern Company Data: Bowen 1, 2, 9, & 10

Sanitas™ v.10.1.06e Software licensed to Groundwater Stats Consulting. UG
Hollow symbols indicate censored values.

Sen's Slope Estimator

GWC-13RZ

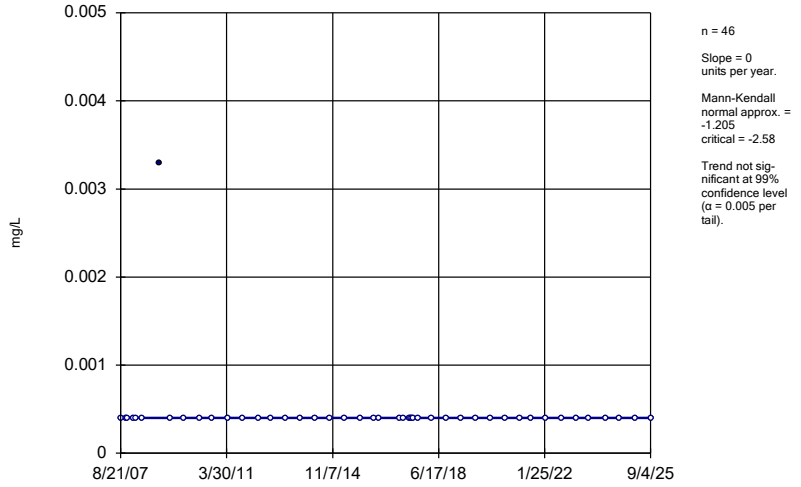

n = 46

Slope = 0 units per year.

Mann-Kendall normal approx. = -1.205
critical = -2.58

Trend not significant at 99% confidence level (α = 0.005 per tail).

Constituent: Beryllium Analysis Run 6/8/2026 4:40 PM View: Trend Tests - Beryllium
Plant Bowen Client: Southern Company Data: Bowen 1, 2, 9, & 10

Sanitas™ v.10.1.06e Software licensed to Groundwater Stats Consulting. UG
Hollow symbols indicate censored values.

Sen's Slope Estimator

GWC-14Z

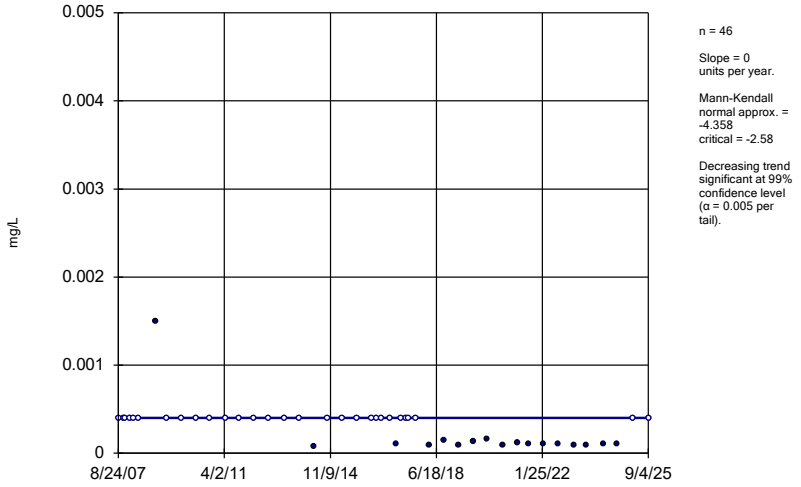

n = 46

Slope = 0 units per year.

Mann-Kendall normal approx. = -4.358
critical = -2.58

Decreasing trend significant at 99% confidence level (α = 0.005 per tail).

Constituent: Beryllium Analysis Run 6/8/2026 4:40 PM View: Trend Tests - Beryllium
Plant Bowen Client: Southern Company Data: Bowen 1, 2, 9, & 10

Sanitas™ v.10.1.06e Software licensed to Groundwater Stats Consulting. UG
Hollow symbols indicate censored values.

Sen's Slope Estimator

GWC-15R

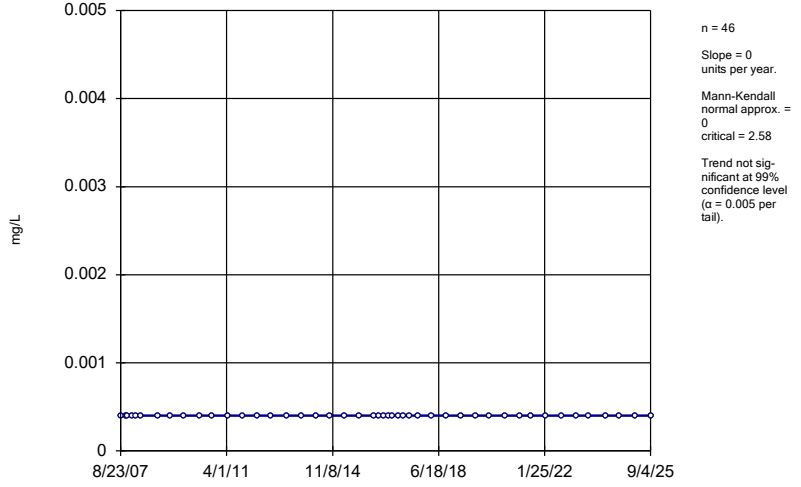

n = 46

Slope = 0 units per year.

Mann-Kendall normal approx. = 0
critical = 2.58

Trend not significant at 99% confidence level (α = 0.005 per tail).

Constituent: Beryllium Analysis Run 6/8/2026 4:40 PM View: Trend Tests - Beryllium
Plant Bowen Client: Southern Company Data: Bowen 1, 2, 9, & 10

Sanitas™ v.10.1.06e Software licensed to Groundwater Stats Consulting. UG
Hollow symbols indicate censored values.

Sen's Slope Estimator

GWC-15Z

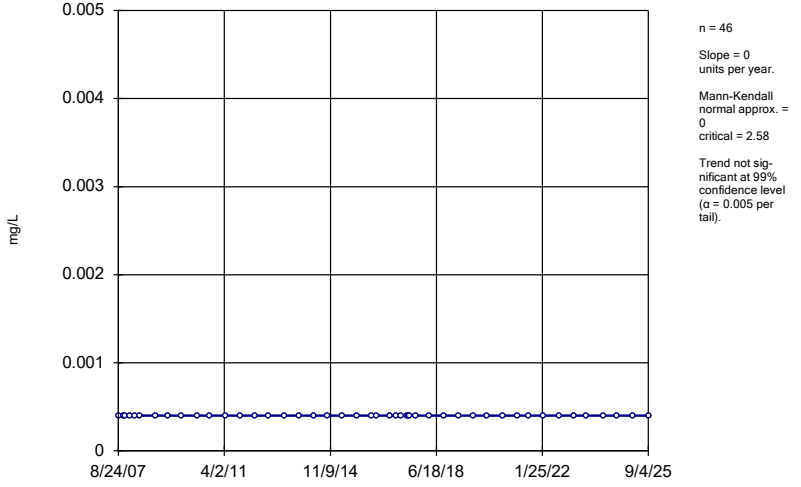

n = 46

Slope = 0 units per year.

Mann-Kendall normal approx. = 0
critical = 2.58

Trend not significant at 99% confidence level (α = 0.005 per tail).

Constituent: Beryllium Analysis Run 6/8/2026 4:40 PM View: Trend Tests - Beryllium
Plant Bowen Client: Southern Company Data: Bowen 1, 2, 9, & 10

Sanitas™ v.10.1.06e Software licensed to Groundwater Stats Consulting. UG
Hollow symbols indicate censored values.

Sen's Slope Estimator

GWC-44

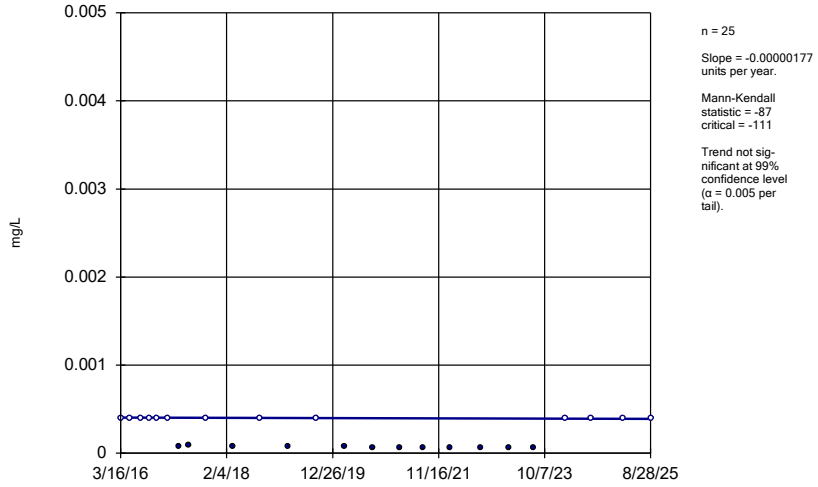

n = 25

Slope = -0.00000177 units per year.

Mann-Kendall statistic = -87
critical = -111

Trend not significant at 99% confidence level (α = 0.005 per tail).

Constituent: Beryllium Analysis Run 6/8/2026 4:40 PM View: Trend Tests - Beryllium
Plant Bowen Client: Southern Company Data: Bowen 1, 2, 9, & 10

Sanitas™ v.10.1.06e Software licensed to Groundwater Stats Consulting. UG
Hollow symbols indicate censored values.

Sen's Slope Estimator

GWC-45

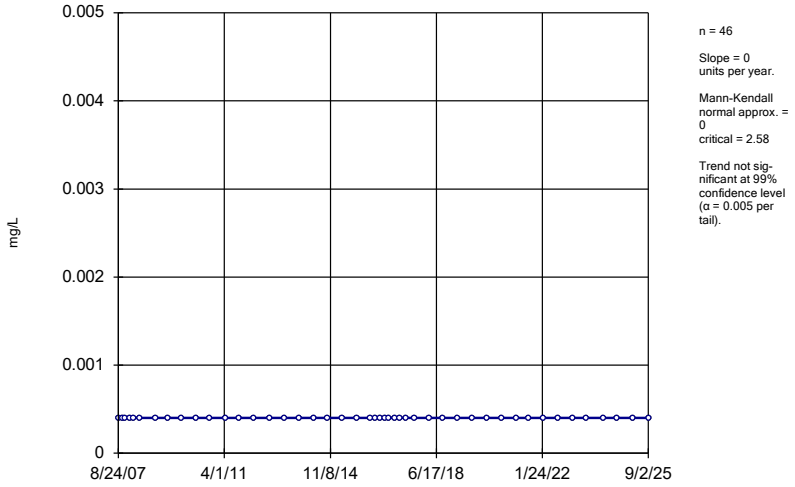

n = 46

Slope = 0 units per year.

Mann-Kendall normal approx. = 0
critical = 2.58

Trend not significant at 99% confidence level (α = 0.005 per tail).

Constituent: Beryllium Analysis Run 6/8/2026 4:40 PM View: Trend Tests - Beryllium
Plant Bowen Client: Southern Company Data: Bowen 1, 2, 9, & 10

Sanitas™ v.10.1.06e Software licensed to Groundwater Stats Consulting. UG
Hollow symbols indicate censored values.

Sen's Slope Estimator

GWC-45R

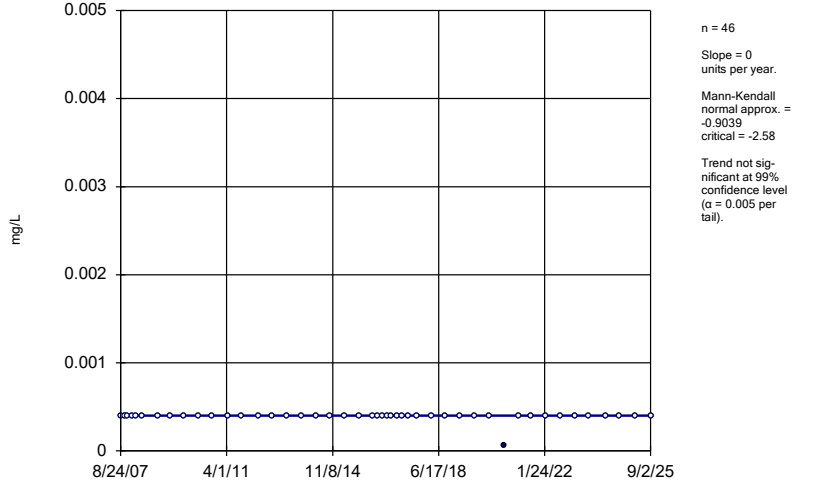

n = 46

Slope = 0 units per year.

Mann-Kendall normal approx. = -0.9039
critical = -2.58

Trend not significant at 99% confidence level (α = 0.005 per tail).

Constituent: Beryllium Analysis Run 6/8/2026 4:40 PM View: Trend Tests - Beryllium
Plant Bowen Client: Southern Company Data: Bowen 1, 2, 9, & 10

Sanitas™ v.10.1.06e Software licensed to Groundwater Stats Consulting. UG
Hollow symbols indicate censored values.

Sen's Slope Estimator

GWC-46R

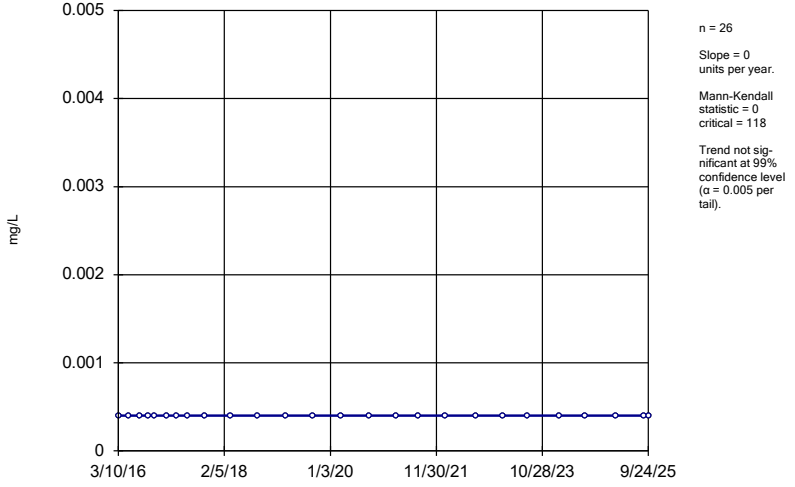

n = 26

Slope = 0 units per year.

Mann-Kendall statistic = 0
critical = 118

Trend not significant at 99% confidence level (α = 0.005 per tail).

Constituent: Beryllium Analysis Run 6/8/2026 4:40 PM View: Trend Tests - Beryllium
Plant Bowen Client: Southern Company Data: Bowen 1, 2, 9, & 10

Sanitas™ v.10.1.06e Software licensed to Groundwater Stats Consulting. UG
Hollow symbols indicate censored values.

Sen's Slope Estimator

GWC-47

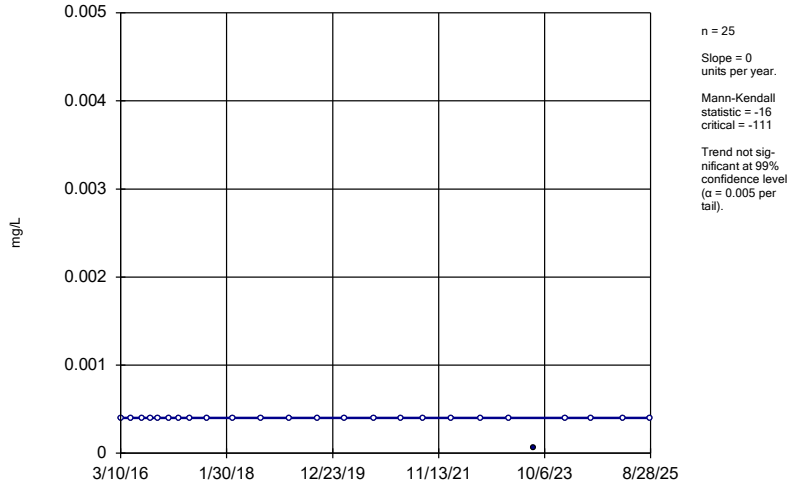

n = 25

Slope = 0
units per year.

Mann-Kendall
statistic = -16
critical = -111

Trend not sig-
nificant at 99%
confidence level
(α = 0.005 per
tail).

Constituent: Beryllium Analysis Run 6/8/2026 4:41 PM View: Trend Tests - Beryllium
Plant Bowen Client: Southern Company Data: Bowen 1, 2, 9, & 10

Sanitas™ v.10.1.06e Software licensed to Groundwater Stats Consulting. UG
Hollow symbols indicate censored values.

Sen's Slope Estimator

GWC-47R

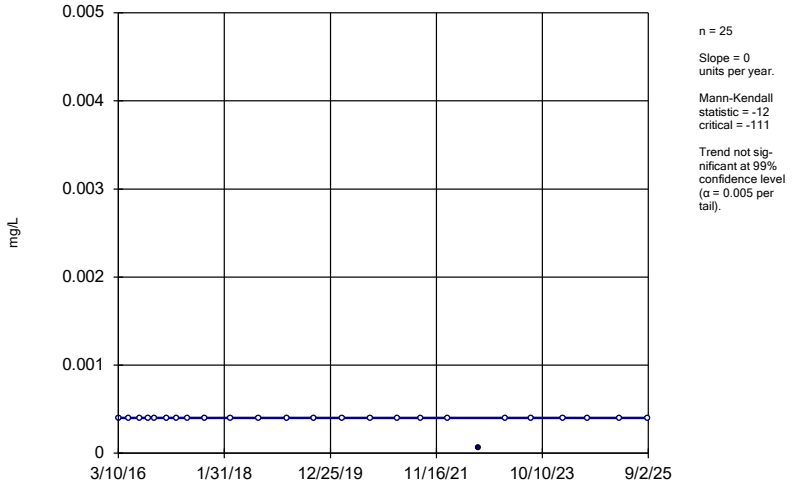

n = 25

Slope = 0
units per year.

Mann-Kendall
statistic = -12
critical = -111

Trend not sig-
nificant at 99%
confidence level
(α = 0.005 per
tail).

Constituent: Beryllium Analysis Run 6/8/2026 4:41 PM View: Trend Tests - Beryllium
Plant Bowen Client: Southern Company Data: Bowen 1, 2, 9, & 10

Sanitas™ v.10.1.06e Software licensed to Groundwater Stats Consulting. UG
Hollow symbols indicate censored values.

Sen's Slope Estimator

GWC-48

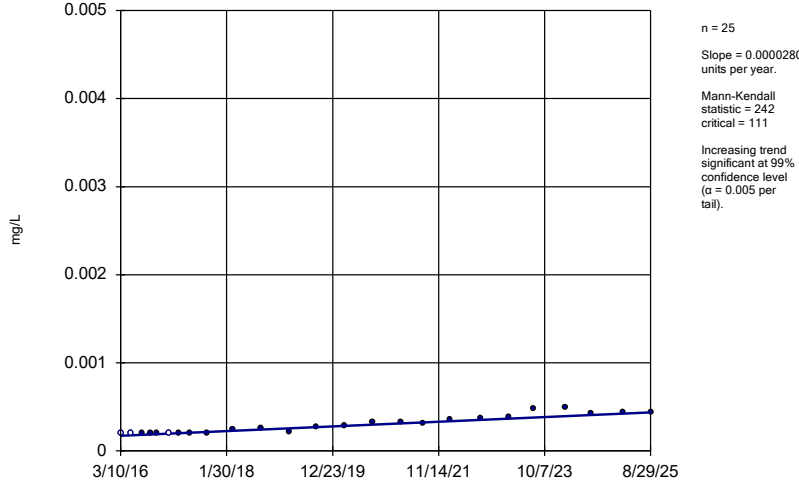

n = 25

Slope = 0.00002808
units per year.

Mann-Kendall
statistic = 242
critical = 111

Increasing trend
significant at 99%
confidence level
(α = 0.005 per
tail).

Constituent: Beryllium Analysis Run 6/8/2026 4:41 PM View: Trend Tests - Beryllium
Plant Bowen Client: Southern Company Data: Bowen 1, 2, 9, & 10

Sanitas™ v.10.1.06e Software licensed to Groundwater Stats Consulting. UG
Hollow symbols indicate censored values.

Sen's Slope Estimator

GWC-49R

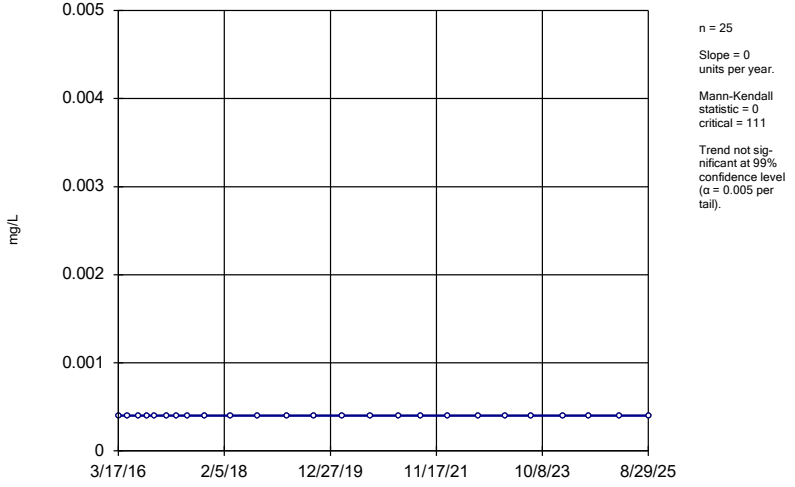

n = 25

Slope = 0
units per year.

Mann-Kendall
statistic = 0
critical = 111

Trend not sig-
nificant at 99%
confidence level
(α = 0.005 per
tail).

Constituent: Beryllium Analysis Run 6/8/2026 4:41 PM View: Trend Tests - Beryllium
Plant Bowen Client: Southern Company Data: Bowen 1, 2, 9, & 10

Sanitas™ v.10.1.06e Software licensed to Groundwater Stats Consulting. UG
Hollow symbols indicate censored values.

Sen's Slope Estimator

GWC-49Z

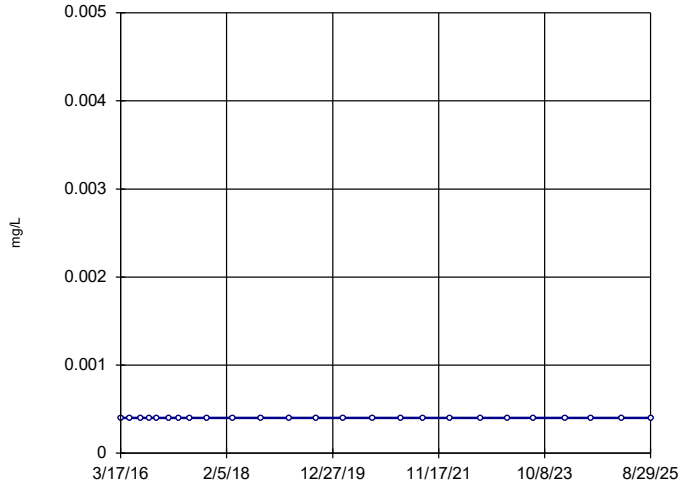

n = 25

Slope = 0 units per year.

Mann-Kendall statistic = 0 critical = 111

Trend not significant at 99% confidence level (α = 0.005 per tail).

Constituent: Beryllium Analysis Run 6/8/2026 4:41 PM View: Trend Tests - Beryllium

Plant Bowen Client: Southern Company Data: Bowen 1, 2, 9, & 10

FIGURE G.

Trend Tests - Upgradient Wells - Significant Results

Plant Bowen Client: Southern Company Data: Bowen 1, 2, 9, & 10 Printed 6/8/2026, 3:54 PM

Constituent	Well	Slope	Calc.	Critical	Sig.	N	%NDs	Normality	Alpha	Method
Chloride (mg/L)	**GWA-1 (bg)**	**-0.06348**	**-198**	**-118**	**Yes**	**26**	**0**	**n/a**	**0.01**	**NP**
Chloride (mg/L)	**GWA-3A (bg)**	**0.5133**	**138**	**111**	**Yes**	**25**	**0**	**n/a**	**0.01**	**NP**
Chloride (mg/L)	**GWA-39RZ (bg)**	**-0.1531**	**-157**	**-105**	**Yes**	**24**	**0**	**n/a**	**0.01**	**NP**
Chloride (mg/L)	**GWA-39Z (bg)**	**-0.08331**	**-202**	**-118**	**Yes**	**26**	**0**	**n/a**	**0.01**	**NP**
Chloride (mg/L)	**GWA-41 (bg)**	**-0.07677**	**-169**	**-118**	**Yes**	**26**	**0**	**n/a**	**0.01**	**NP**
Chloride (mg/L)	**GWA-41R (bg)**	**-0.2289**	**-210**	**-118**	**Yes**	**26**	**0**	**n/a**	**0.01**	**NP**
Chloride (mg/L)	**GWA-43R (bg)**	**-0.1838**	**-129**	**-118**	**Yes**	**26**	**0**	**n/a**	**0.01**	**NP**
Chloride (mg/L)	**GWA-50 (bg)**	**-0.03642**	**-165**	**-118**	**Yes**	**26**	**0**	**n/a**	**0.01**	**NP**
Chloride (mg/L)	**GWA-50R (bg)**	**-0.02798**	**-143**	**-118**	**Yes**	**26**	**3.846**	**n/a**	**0.01**	**NP**
pH, Field (SU)	**GWA-1 (bg)**	**-0.02607**	**-181**	**-118**	**Yes**	**26**	**0**	**n/a**	**0.01**	**NP**
pH, Field (SU)	**GWA-2R (bg)**	**-0.05306**	**-134**	**-118**	**Yes**	**26**	**0**	**n/a**	**0.01**	**NP**
pH, Field (SU)	**GWA-4RZ (bg)**	**-0.04654**	**-165**	**-124**	**Yes**	**27**	**0**	**n/a**	**0.01**	**NP**
pH, Field (SU)	**GWA-40 (bg)**	**-0.05858**	**-162**	**-131**	**Yes**	**28**	**0**	**n/a**	**0.01**	**NP**
pH, Field (SU)	**GWA-42 (bg)**	**-0.02631**	**-136**	**-118**	**Yes**	**26**	**0**	**n/a**	**0.01**	**NP**
pH, Field (SU)	**GWA-43 (bg)**	**-0.1282**	**-244**	**-118**	**Yes**	**26**	**0**	**n/a**	**0.01**	**NP**
pH, Field (SU)	**GWA-50 (bg)**	**-0.08387**	**-202**	**-118**	**Yes**	**26**	**0**	**n/a**	**0.01**	**NP**
pH, Field (SU)	**GWA-50R (bg)**	**-0.1717**	**-205**	**-118**	**Yes**	**26**	**0**	**n/a**	**0.01**	**NP**

Trend Tests - Upgradient Wells - All Results

Plant Bowen Client: Southern Company Data: Bowen 1, 2, 9, & 10 Printed 6/8/2026, 3:54 PM

Constituent	Well	Slope	Calc.	Critical	Sig.	N	%NDs	Normality	Alpha	Method
Chloride (mg/L)	**GWA-1 (bg)**	**-0.06348**	**-198**	**-118**	**Yes**	**26**	**0**	**n/a**	**0.01**	**NP**
Chloride (mg/L)	GWA-2 (bg)	-0.04594	-94	-118	No	26	0	n/a	0.01	NP
Chloride (mg/L)	GWA-2R (bg)	0.001647	14	118	No	26	0	n/a	0.01	NP
Chloride (mg/L)	**GWA-3A (bg)**	**0.5133**	**138**	**111**	**Yes**	**25**	**0**	**n/a**	**0.01**	**NP**
Chloride (mg/L)	GWA-4RZ (bg)	0.01189	17	118	No	26	0	n/a	0.01	NP
Chloride (mg/L)	**GWA-39RZ (bg)**	**-0.1531**	**-157**	**-105**	**Yes**	**24**	**0**	**n/a**	**0.01**	**NP**
Chloride (mg/L)	**GWA-39Z (bg)**	**-0.08331**	**-202**	**-118**	**Yes**	**26**	**0**	**n/a**	**0.01**	**NP**
Chloride (mg/L)	GWA-40 (bg)	-0.04716	-123	-124	No	27	3.704	n/a	0.01	NP
Chloride (mg/L)	**GWA-41 (bg)**	**-0.07677**	**-169**	**-118**	**Yes**	**26**	**0**	**n/a**	**0.01**	**NP**
Chloride (mg/L)	**GWA-41R (bg)**	**-0.2289**	**-210**	**-118**	**Yes**	**26**	**0**	**n/a**	**0.01**	**NP**
Chloride (mg/L)	GWA-42 (bg)	-0.04446	-67	-118	No	26	0	n/a	0.01	NP
Chloride (mg/L)	GWA-43 (bg)	0	-28	-118	No	26	0	n/a	0.01	NP
Chloride (mg/L)	**GWA-43R (bg)**	**-0.1838**	**-129**	**-118**	**Yes**	**26**	**0**	**n/a**	**0.01**	**NP**
Chloride (mg/L)	**GWA-50 (bg)**	**-0.03642**	**-165**	**-118**	**Yes**	**26**	**0**	**n/a**	**0.01**	**NP**
Chloride (mg/L)	**GWA-50R (bg)**	**-0.02798**	**-143**	**-118**	**Yes**	**26**	**3.846**	**n/a**	**0.01**	**NP**
Mercury (mg/L)	GWA-1 (bg)	0	-1.261	-2.58	No	47	93.62	n/a	0.01	NP
Mercury (mg/L)	GWA-2 (bg)	0	-0.6989	-2.58	No	47	87.23	n/a	0.01	NP
Mercury (mg/L)	GWA-2R (bg)	0	0	2.58	No	47	100	n/a	0.01	NP
Mercury (mg/L)	GWA-3A (bg)	0	-1.023	-2.58	No	46	95.65	n/a	0.01	NP
Mercury (mg/L)	GWA-4RZ (bg)	0	-8	-223	No	40	90	n/a	0.01	NP
Mercury (mg/L)	GWA-39RZ (bg)	0	7	105	No	24	95.83	n/a	0.01	NP
Mercury (mg/L)	GWA-39Z (bg)	0	-7	-118	No	26	96.15	n/a	0.01	NP
Mercury (mg/L)	GWA-40 (bg)	0	-24	-118	No	26	88.46	n/a	0.01	NP
Mercury (mg/L)	GWA-41 (bg)	0	-19	-118	No	26	92.31	n/a	0.01	NP
Mercury (mg/L)	GWA-41R (bg)	0	-19	-118	No	26	92.31	n/a	0.01	NP
Mercury (mg/L)	GWA-42 (bg)	0	-12	-118	No	26	88.46	n/a	0.01	NP
Mercury (mg/L)	GWA-43 (bg)	0	0	118	No	26	100	n/a	0.01	NP
Mercury (mg/L)	GWA-43R (bg)	0	-1	-118	No	26	92.31	n/a	0.01	NP
Mercury (mg/L)	GWA-50 (bg)	0	0.2001	2.58	No	41	92.68	n/a	0.01	NP
Mercury (mg/L)	GWA-50R (bg)	0	-0.1268	-2.58	No	41	97.56	n/a	0.01	NP
pH, Field (SU)	**GWA-1 (bg)**	**-0.02607**	**-181**	**-118**	**Yes**	**26**	**0**	**n/a**	**0.01**	**NP**
pH, Field (SU)	GWA-2 (bg)	-0.002491	-4	-118	No	26	0	n/a	0.01	NP
pH, Field (SU)	**GWA-2R (bg)**	**-0.05306**	**-134**	**-118**	**Yes**	**26**	**0**	**n/a**	**0.01**	**NP**
pH, Field (SU)	GWA-3A (bg)	0.237	77	111	No	25	0	n/a	0.01	NP
pH, Field (SU)	**GWA-4RZ (bg)**	**-0.04654**	**-165**	**-124**	**Yes**	**27**	**0**	**n/a**	**0.01**	**NP**
pH, Field (SU)	GWA-39RZ (bg)	-0.04112	-103	-105	No	24	0	n/a	0.01	NP
pH, Field (SU)	GWA-39Z (bg)	-0.02985	-64	-124	No	27	0	n/a	0.01	NP
pH, Field (SU)	**GWA-40 (bg)**	**-0.05858**	**-162**	**-131**	**Yes**	**28**	**0**	**n/a**	**0.01**	**NP**
pH, Field (SU)	GWA-41 (bg)	-0.05338	-104	-118	No	26	0	n/a	0.01	NP
pH, Field (SU)	GWA-41R (bg)	-0.05508	-116	-118	No	26	0	n/a	0.01	NP
pH, Field (SU)	**GWA-42 (bg)**	**-0.02631**	**-136**	**-118**	**Yes**	**26**	**0**	**n/a**	**0.01**	**NP**
pH, Field (SU)	**GWA-43 (bg)**	**-0.1282**	**-244**	**-118**	**Yes**	**26**	**0**	**n/a**	**0.01**	**NP**
pH, Field (SU)	GWA-43R (bg)	-0.01119	-101	-124	No	27	0	n/a	0.01	NP
pH, Field (SU)	**GWA-50 (bg)**	**-0.08387**	**-202**	**-118**	**Yes**	**26**	**0**	**n/a**	**0.01**	**NP**
pH, Field (SU)	**GWA-50R (bg)**	**-0.1717**	**-205**	**-118**	**Yes**	**26**	**0**	**n/a**	**0.01**	**NP**
Thallium (mg/L)	GWA-1 (bg)	0	23	161	No	32	96.88	n/a	0.01	NP
Thallium (mg/L)	GWA-2 (bg)	0	0	161	No	32	100	n/a	0.01	NP
Thallium (mg/L)	GWA-2R (bg)	0	19	152	No	31	93.55	n/a	0.01	NP
Thallium (mg/L)	GWA-3A (bg)	0	22	152	No	31	96.77	n/a	0.01	NP
Thallium (mg/L)	GWA-4RZ (bg)	0	0	146	No	30	100	n/a	0.01	NP
Thallium (mg/L)	GWA-39RZ (bg)	0	0	105	No	24	100	n/a	0.01	NP
Thallium (mg/L)	GWA-39Z (bg)	0	42	118	No	26	88.46	n/a	0.01	NP
Thallium (mg/L)	GWA-40 (bg)	0	-1	-118	No	26	96.15	n/a	0.01	NP
Thallium (mg/L)	GWA-41 (bg)	0	0	118	No	26	100	n/a	0.01	NP
Thallium (mg/L)	GWA-41R (bg)	0	9	118	No	26	92.31	n/a	0.01	NP
Thallium (mg/L)	GWA-42 (bg)	0	19	118	No	26	92.31	n/a	0.01	NP
Thallium (mg/L)	GWA-43 (bg)	0	34	118	No	26	88.46	n/a	0.01	NP
Thallium (mg/L)	GWA-43R (bg)	0	0	118	No	26	100	n/a	0.01	NP
Thallium (mg/L)	GWA-50 (bg)	0	0	146	No	30	100	n/a	0.01	NP
Thallium (mg/L)	GWA-50R (bg)	0	-5	-146	No	30	96.67	n/a	0.01	NP

Sanitas™ v.10.1.06e Software licensed to Groundwater Stats Consulting. UG

Sen's Slope Estimator

GWA-1 (bg)

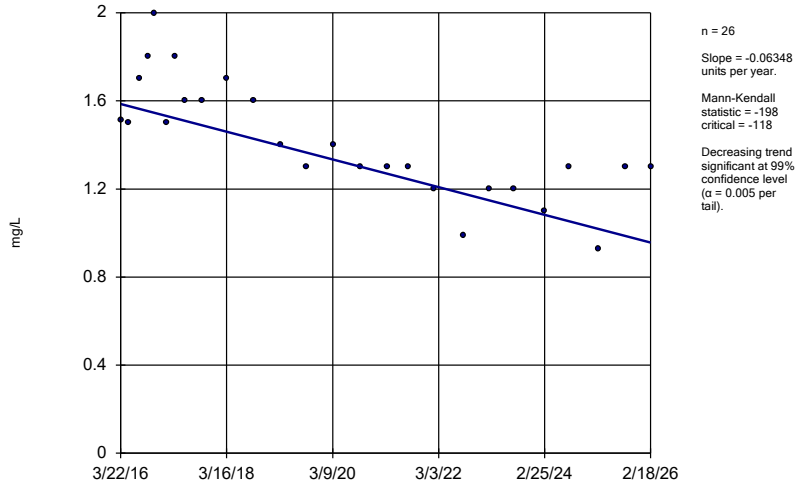

n = 26

Slope = -0.06348 units per year.

Mann-Kendall statistic = -198 critical = -118

Decreasing trend significant at 99% confidence level (α = 0.005 per tail).

Constituent: Chloride Analysis Run 6/8/2026 3:52 PM View: Trend Tests - Upgradient Wells

Plant Bowen Client: Southern Company Data: Bowen 1, 2, 9, & 10

Sanitas™ v.10.1.06e Software licensed to Groundwater Stats Consulting. UG

Sen's Slope Estimator

GWA-2 (bg)

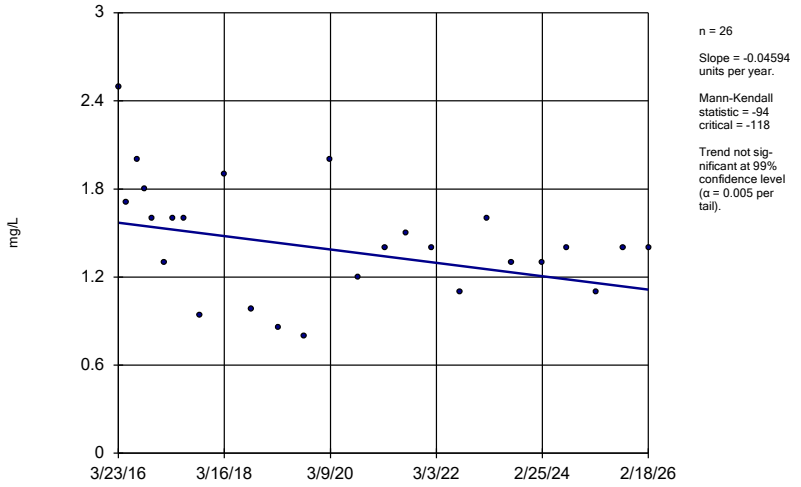

n = 26

Slope = -0.04594 units per year.

Mann-Kendall statistic = -94 critical = -118

Trend not significant at 99% confidence level (α = 0.005 per tail).

Constituent: Chloride Analysis Run 6/8/2026 3:52 PM View: Trend Tests - Upgradient Wells

Plant Bowen Client: Southern Company Data: Bowen 1, 2, 9, & 10

Sanitas™ v.10.1.06e Software licensed to Groundwater Stats Consulting. UG

Sen's Slope Estimator

GWA-2R (bg)

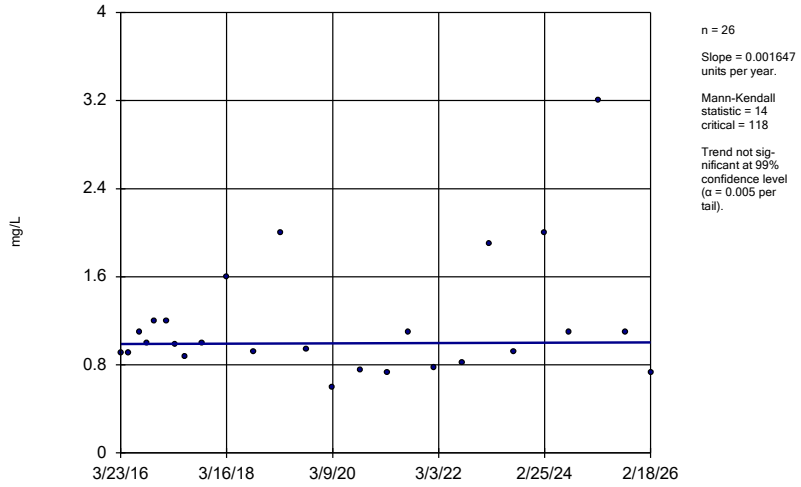

n = 26

Slope = 0.001647 units per year.

Mann-Kendall statistic = 14 critical = 118

Trend not significant at 99% confidence level (α = 0.005 per tail).

Constituent: Chloride Analysis Run 6/8/2026 3:52 PM View: Trend Tests - Upgradient Wells

Plant Bowen Client: Southern Company Data: Bowen 1, 2, 9, & 10

Sanitas™ v.10.1.06e Software licensed to Groundwater Stats Consulting. UG

Sen's Slope Estimator

GWA-3A (bg)

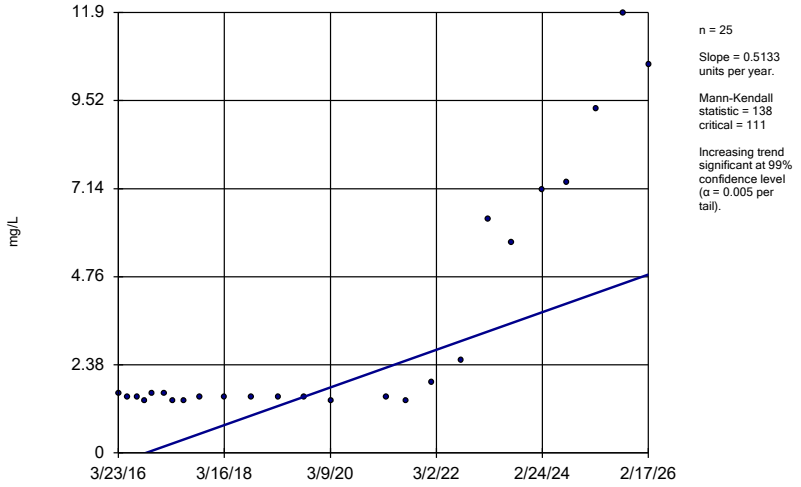

n = 25

Slope = 0.5133 units per year.

Mann-Kendall statistic = 138 critical = 111

Increasing trend significant at 99% confidence level (α = 0.005 per tail).

Constituent: Chloride Analysis Run 6/8/2026 3:52 PM View: Trend Tests - Upgradient Wells

Plant Bowen Client: Southern Company Data: Bowen 1, 2, 9, & 10

Sanitas™ v.10.1.06e Software licensed to Groundwater Stats Consulting. UG

Sen's Slope Estimator

GWA-4RZ (bg)

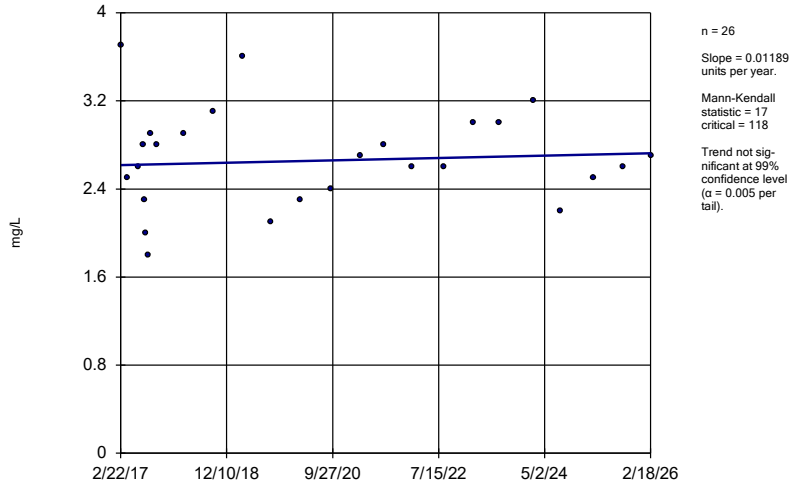

n = 26

Slope = 0.01189 units per year.

Mann-Kendall statistic = 17
critical = 118

Trend not significant at 99% confidence level (α = 0.005 per tail).

Constituent: Chloride Analysis Run 6/8/2026 3:52 PM View: Trend Tests - Upgradient Wells
Plant Bowen Client: Southern Company Data: Bowen 1, 2, 9, & 10

Sanitas™ v.10.1.06e Software licensed to Groundwater Stats Consulting. UG

Sen's Slope Estimator

GWA-39RZ (bg)

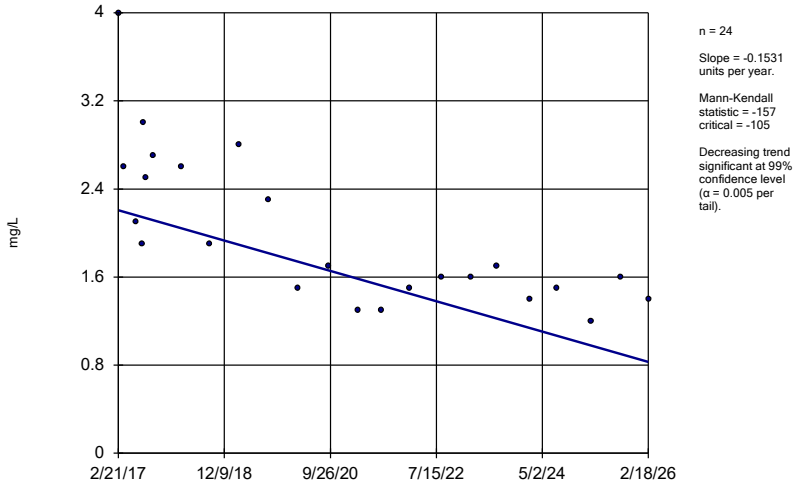

n = 24

Slope = -0.1531 units per year.

Mann-Kendall statistic = -157
critical = -105

Decreasing trend significant at 99% confidence level (α = 0.005 per tail).

Constituent: Chloride Analysis Run 6/8/2026 3:52 PM View: Trend Tests - Upgradient Wells
Plant Bowen Client: Southern Company Data: Bowen 1, 2, 9, & 10

Sanitas™ v.10.1.06e Software licensed to Groundwater Stats Consulting. UG

Sen's Slope Estimator

GWA-39Z (bg)

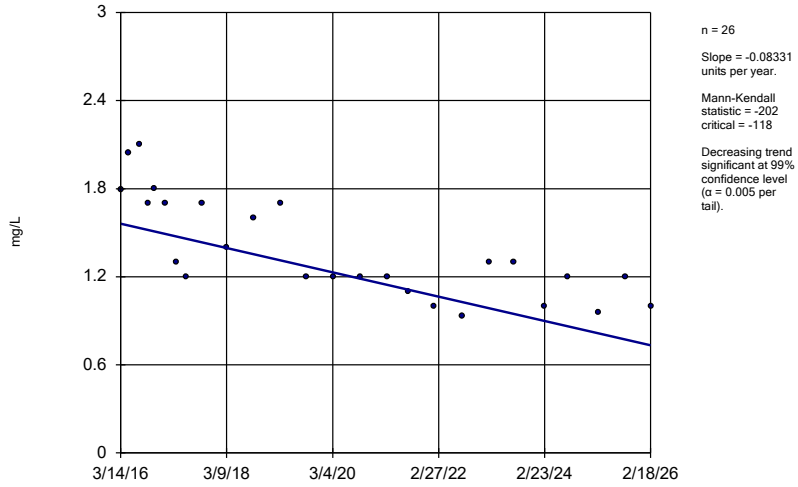

n = 26

Slope = -0.08331 units per year.

Mann-Kendall statistic = -202
critical = -118

Decreasing trend significant at 99% confidence level (α = 0.005 per tail).

Constituent: Chloride Analysis Run 6/8/2026 3:52 PM View: Trend Tests - Upgradient Wells
Plant Bowen Client: Southern Company Data: Bowen 1, 2, 9, & 10

Sanitas™ v.10.1.06e Software licensed to Groundwater Stats Consulting. UG
Hollow symbols indicate censored values.

Sen's Slope Estimator

GWA-40 (bg)

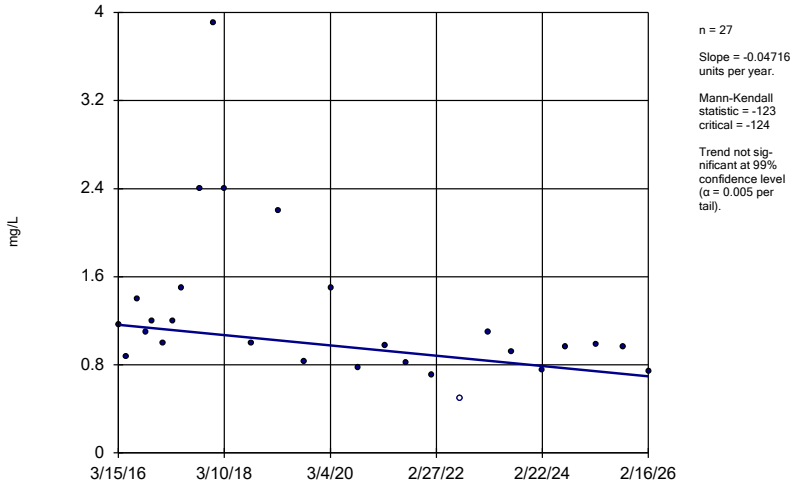

n = 27

Slope = -0.04716 units per year.

Mann-Kendall statistic = -123
critical = -124

Trend not significant at 99% confidence level (α = 0.005 per tail).

Constituent: Chloride Analysis Run 6/8/2026 3:52 PM View: Trend Tests - Upgradient Wells
Plant Bowen Client: Southern Company Data: Bowen 1, 2, 9, & 10

Sanitas™ v.10.1.06e Software licensed to Groundwater Stats Consulting. UG

Sen's Slope Estimator

GWA-41 (bg)

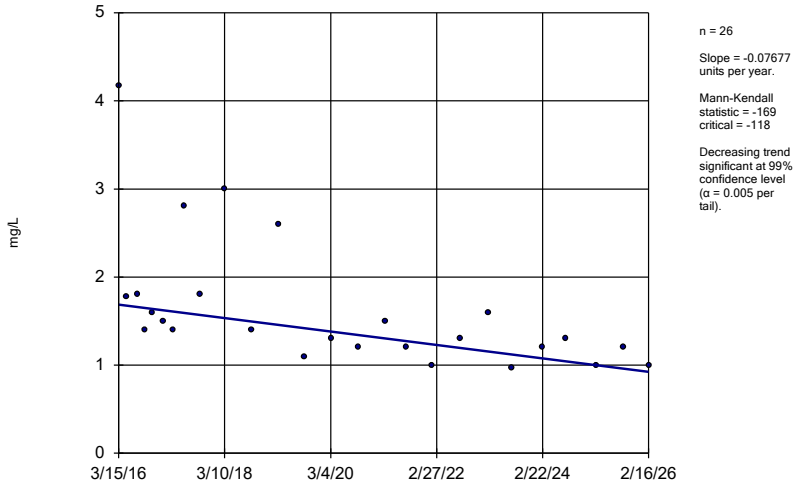

n = 26

Slope = -0.07677 units per year.

Mann-Kendall statistic = -169 critical = -118

Decreasing trend significant at 99% confidence level (α = 0.005 per tail).

Constituent: Chloride Analysis Run 6/8/2026 3:52 PM View: Trend Tests - Upgradient Wells

Plant Bowen Client: Southern Company Data: Bowen 1, 2, 9, & 10

Sanitas™ v.10.1.06e Software licensed to Groundwater Stats Consulting. UG

Sen's Slope Estimator

GWA-41R (bg)

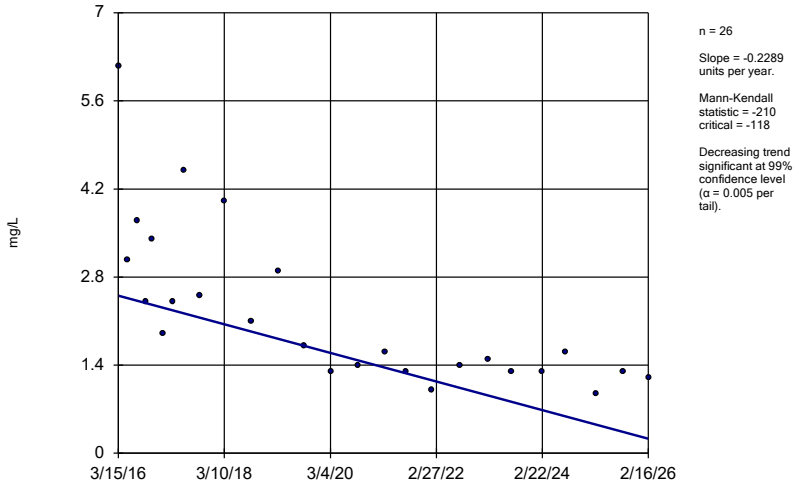

n = 26

Slope = -0.2289 units per year.

Mann-Kendall statistic = -210 critical = -118

Decreasing trend significant at 99% confidence level (α = 0.005 per tail).

Constituent: Chloride Analysis Run 6/8/2026 3:52 PM View: Trend Tests - Upgradient Wells

Plant Bowen Client: Southern Company Data: Bowen 1, 2, 9, & 10

Sanitas™ v.10.1.06e Software licensed to Groundwater Stats Consulting. UG

Sen's Slope Estimator

GWA-42 (bg)

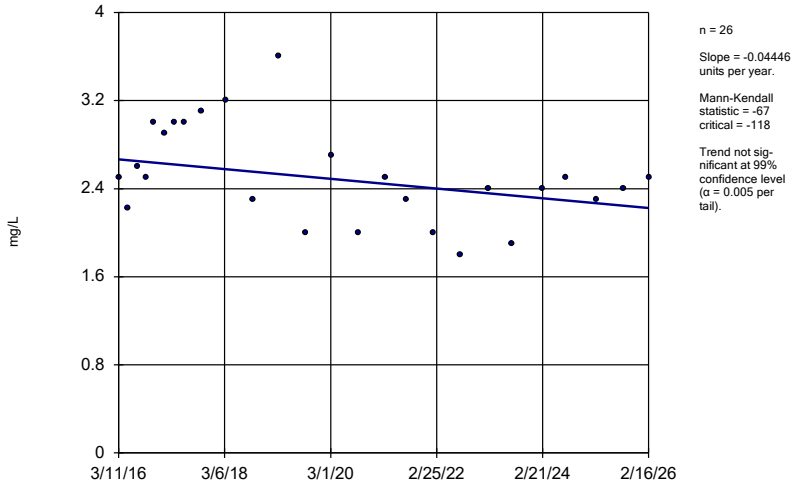

n = 26

Slope = -0.04446 units per year.

Mann-Kendall statistic = -67 critical = -118

Trend not significant at 99% confidence level (α = 0.005 per tail).

Constituent: Chloride Analysis Run 6/8/2026 3:52 PM View: Trend Tests - Upgradient Wells

Plant Bowen Client: Southern Company Data: Bowen 1, 2, 9, & 10

Sanitas™ v.10.1.06e Software licensed to Groundwater Stats Consulting. UG

Sen's Slope Estimator

GWA-43 (bg)

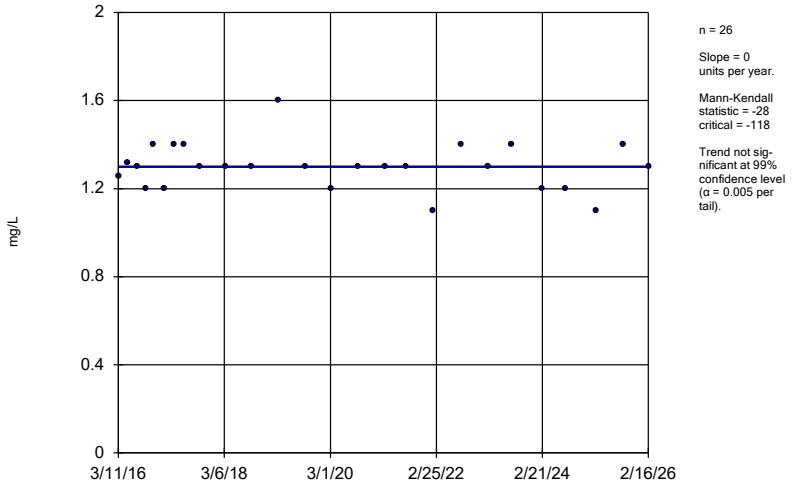

n = 26

Slope = 0 units per year.

Mann-Kendall statistic = -28 critical = -118

Trend not significant at 99% confidence level (α = 0.005 per tail).

Constituent: Chloride Analysis Run 6/8/2026 3:52 PM View: Trend Tests - Upgradient Wells

Plant Bowen Client: Southern Company Data: Bowen 1, 2, 9, & 10

Sanitas™ v.10.1.06e Software licensed to Groundwater Stats Consulting. UG

Sen's Slope Estimator

GWA-43R (bg)

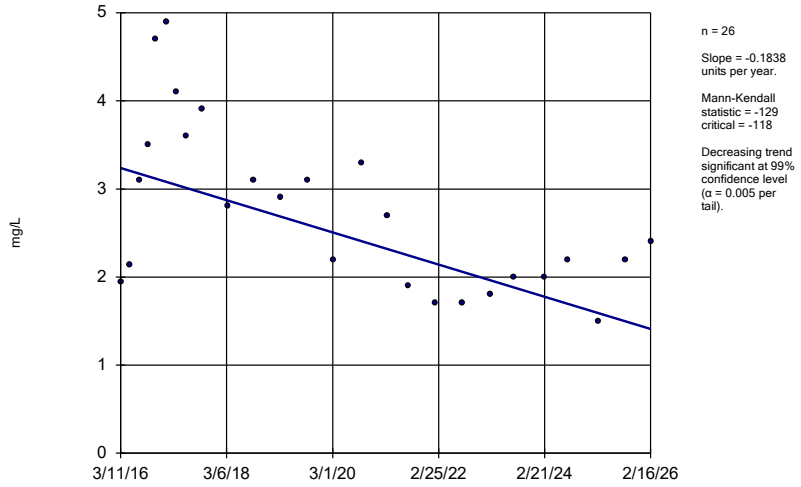

n = 26

Slope = -0.1838 units per year.

Mann-Kendall statistic = -129 critical = -118

Decreasing trend significant at 99% confidence level (α = 0.005 per tail).

Constituent: Chloride Analysis Run 6/8/2026 3:52 PM View: Trend Tests - Upgradient Wells

Plant Bowen Client: Southern Company Data: Bowen 1, 2, 9, & 10

Sanitas™ v.10.1.06e Software licensed to Groundwater Stats Consulting. UG

Sen's Slope Estimator

GWA-50 (bg)

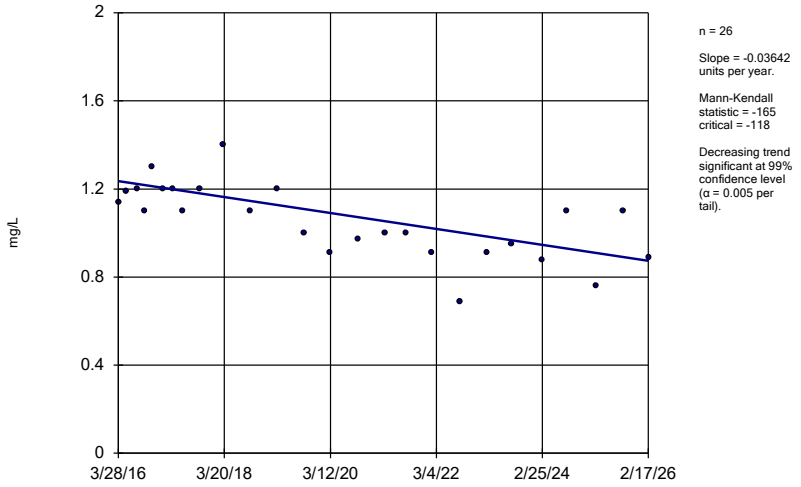

n = 26

Slope = -0.03642 units per year.

Mann-Kendall statistic = -165 critical = -118

Decreasing trend significant at 99% confidence level (α = 0.005 per tail).

Constituent: Chloride Analysis Run 6/8/2026 3:52 PM View: Trend Tests - Upgradient Wells

Plant Bowen Client: Southern Company Data: Bowen 1, 2, 9, & 10

Sanitas™ v.10.1.06e Software licensed to Groundwater Stats Consulting. UG

Hollow symbols indicate censored values.

Sen's Slope Estimator

GWA-50R (bg)

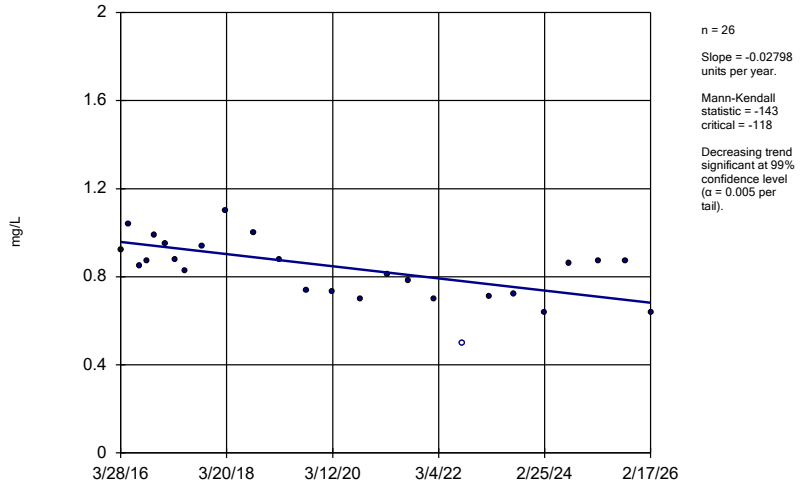

n = 26

Slope = -0.02798 units per year.

Mann-Kendall statistic = -143 critical = -118

Decreasing trend significant at 99% confidence level (α = 0.005 per tail).

Constituent: Chloride Analysis Run 6/8/2026 3:52 PM View: Trend Tests - Upgradient Wells

Plant Bowen Client: Southern Company Data: Bowen 1, 2, 9, & 10

Sanitas™ v.10.1.06e Software licensed to Groundwater Stats Consulting. UG

Hollow symbols indicate censored values.

Sen's Slope Estimator

GWA-1 (bg)

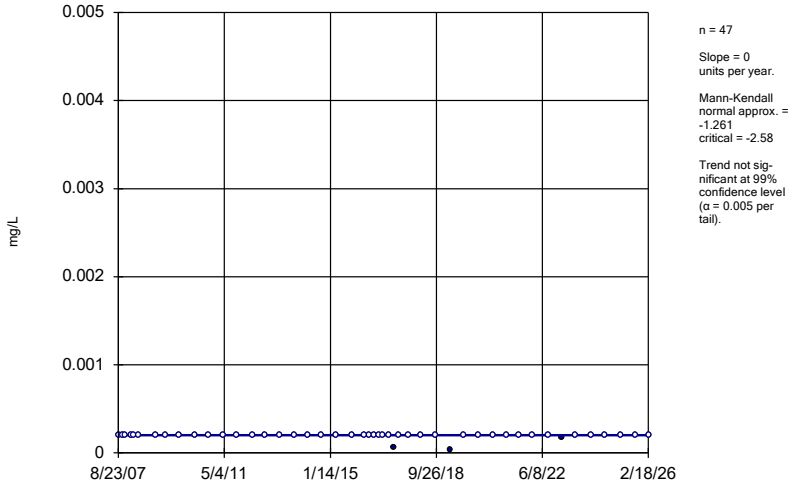

n = 47

Slope = 0 units per year.

Mann-Kendall normal approx. = -1.261 critical = -2.58

Trend not significant at 99% confidence level (α = 0.005 per tail).

Constituent: Mercury Analysis Run 6/8/2026 3:52 PM View: Trend Tests - Upgradient Wells

Plant Bowen Client: Southern Company Data: Bowen 1, 2, 9, & 10

Sanitas™ v.10.1.06e Software licensed to Groundwater Stats Consulting. UG
Hollow symbols indicate censored values.

Sen's Slope Estimator

GWA-2 (bg)

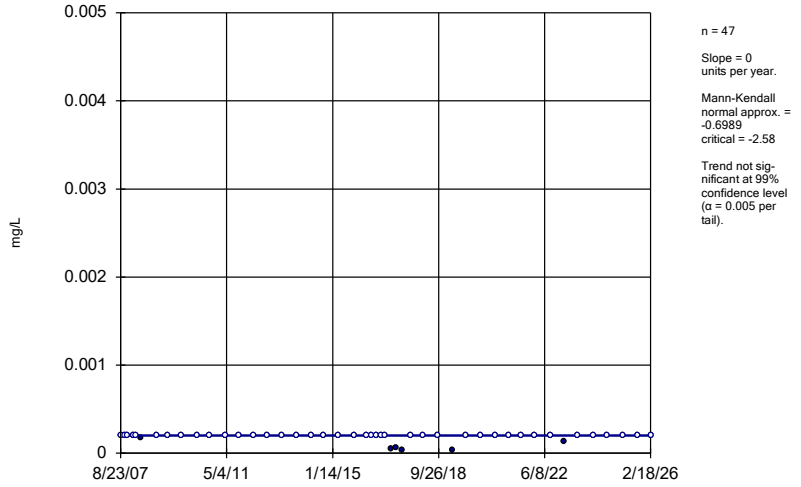

n = 47

Slope = 0
units per year.

Mann-Kendall
normal approx. =
-0.6989
critical = -2.58

Trend not sig-
nificant at 99%
confidence level
(α = 0.005 per
tail).

Constituent: Mercury Analysis Run 6/8/2026 3:52 PM View: Trend Tests - Upgradient Wells
Plant Bowen Client: Southern Company Data: Bowen 1, 2, 9, & 10

Sanitas™ v.10.1.06e Software licensed to Groundwater Stats Consulting. UG
Hollow symbols indicate censored values.

Sen's Slope Estimator

GWA-2R (bg)

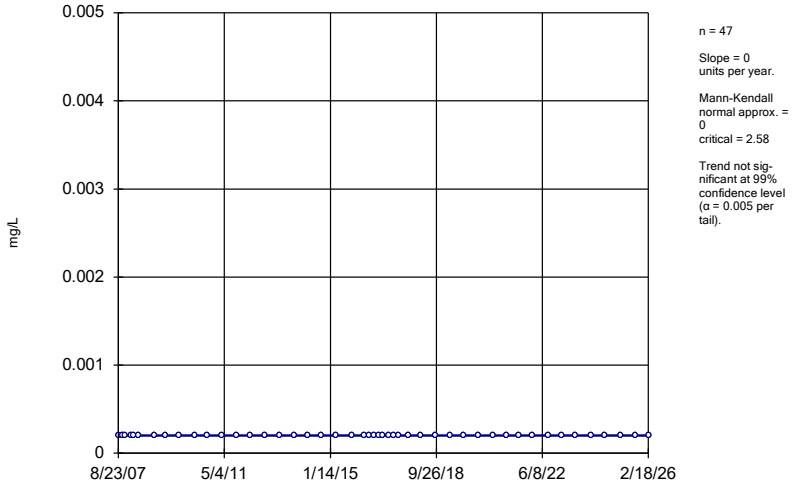

n = 47

Slope = 0
units per year.

Mann-Kendall
normal approx. =
0
critical = 2.58

Trend not sig-
nificant at 99%
confidence level
(α = 0.005 per
tail).

Constituent: Mercury Analysis Run 6/8/2026 3:52 PM View: Trend Tests - Upgradient Wells
Plant Bowen Client: Southern Company Data: Bowen 1, 2, 9, & 10

Sanitas™ v.10.1.06e Software licensed to Groundwater Stats Consulting. UG
Hollow symbols indicate censored values.

Sen's Slope Estimator

GWA-3A (bg)

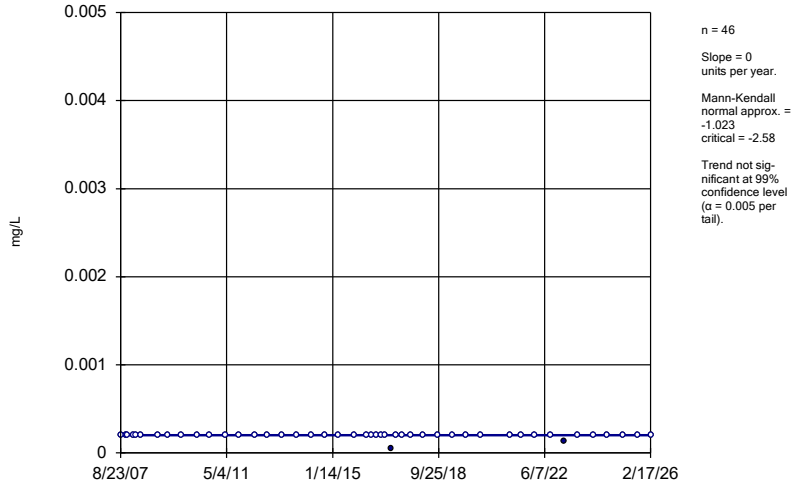

n = 46

Slope = 0
units per year.

Mann-Kendall
normal approx. =
-1.023
critical = -2.58

Trend not sig-
nificant at 99%
confidence level
(α = 0.005 per
tail).

Constituent: Mercury Analysis Run 6/8/2026 3:52 PM View: Trend Tests - Upgradient Wells
Plant Bowen Client: Southern Company Data: Bowen 1, 2, 9, & 10

Sanitas™ v.10.1.06e Software licensed to Groundwater Stats Consulting. UG
Hollow symbols indicate censored values.

Sen's Slope Estimator

GWA-4RZ (bg)

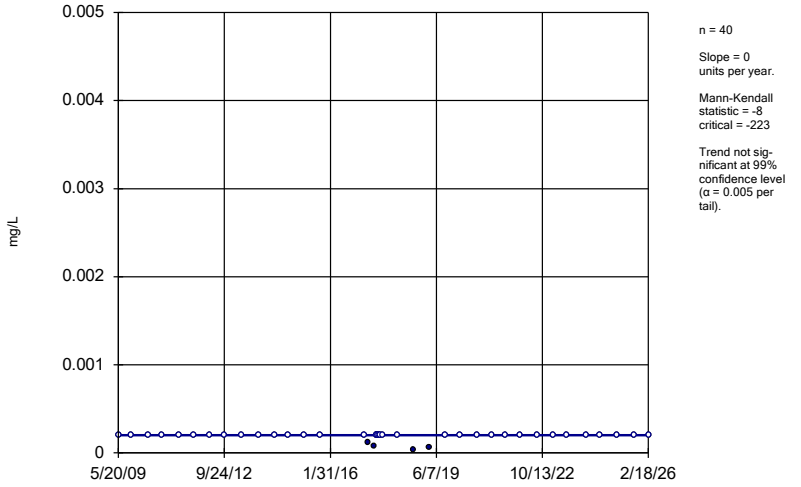

n = 40

Slope = 0
units per year.

Mann-Kendall
statistic = -8
critical = -223

Trend not sig-
nificant at 99%
confidence level
(α = 0.005 per
tail).

Constituent: Mercury Analysis Run 6/8/2026 3:52 PM View: Trend Tests - Upgradient Wells
Plant Bowen Client: Southern Company Data: Bowen 1, 2, 9, & 10

Sanitas™ v.10.1.06e Software licensed to Groundwater Stats Consulting. UG
Hollow symbols indicate censored values.

Sen's Slope Estimator

GWA-39RZ (bg)

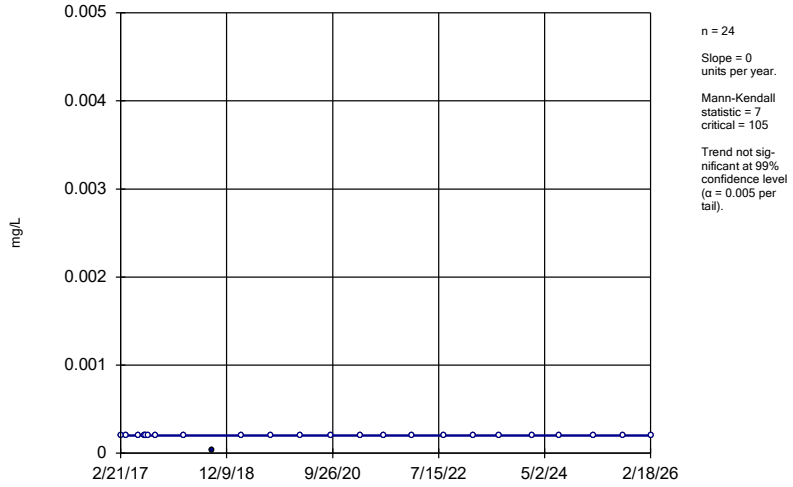

n = 24

Slope = 0 units per year.

Mann-Kendall statistic = 7 critical = 105

Trend not significant at 99% confidence level (α = 0.005 per tail).

Constituent: Mercury Analysis Run 6/8/2026 3:52 PM View: Trend Tests - Upgradient Wells
Plant Bowen Client: Southern Company Data: Bowen 1, 2, 9, & 10

Sanitas™ v.10.1.06e Software licensed to Groundwater Stats Consulting. UG
Hollow symbols indicate censored values.

Sen's Slope Estimator

GWA-39Z (bg)

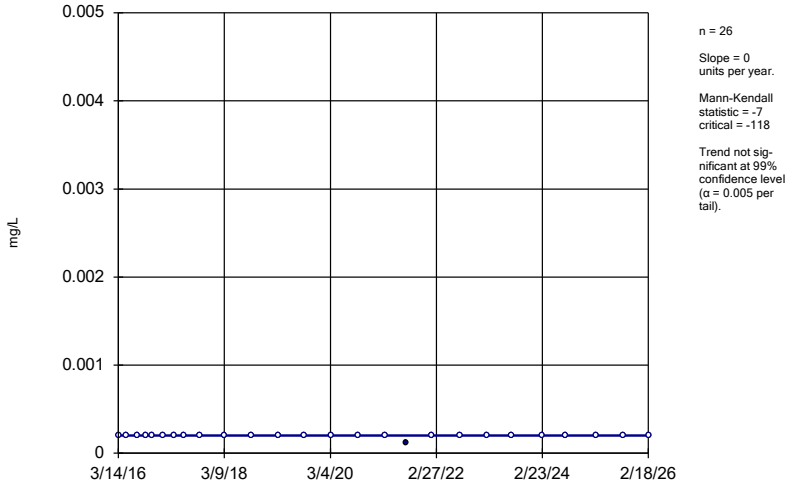

n = 26

Slope = 0 units per year.

Mann-Kendall statistic = -7 critical = -118

Trend not significant at 99% confidence level (α = 0.005 per tail).

Constituent: Mercury Analysis Run 6/8/2026 3:52 PM View: Trend Tests - Upgradient Wells
Plant Bowen Client: Southern Company Data: Bowen 1, 2, 9, & 10

Sanitas™ v.10.1.06e Software licensed to Groundwater Stats Consulting. UG
Hollow symbols indicate censored values.

Sen's Slope Estimator

GWA-40 (bg)

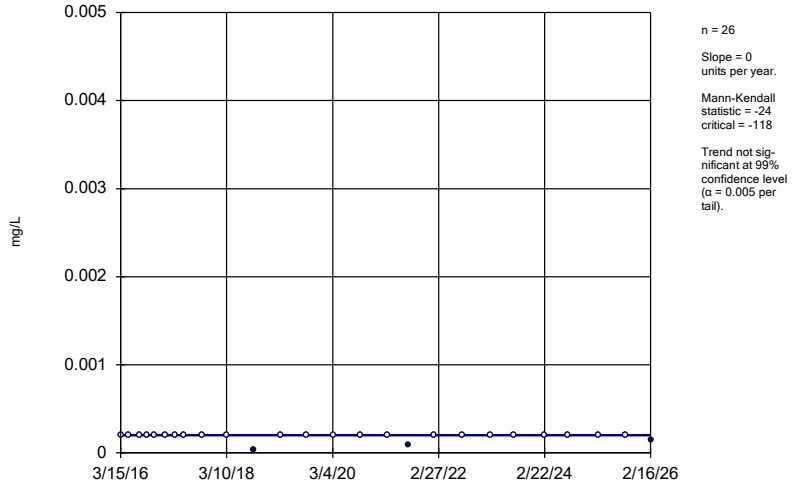

n = 26

Slope = 0 units per year.

Mann-Kendall statistic = -24 critical = -118

Trend not significant at 99% confidence level (α = 0.005 per tail).

Constituent: Mercury Analysis Run 6/8/2026 3:52 PM View: Trend Tests - Upgradient Wells
Plant Bowen Client: Southern Company Data: Bowen 1, 2, 9, & 10

Sanitas™ v.10.1.06e Software licensed to Groundwater Stats Consulting. UG
Hollow symbols indicate censored values.

Sen's Slope Estimator

GWA-41 (bg)

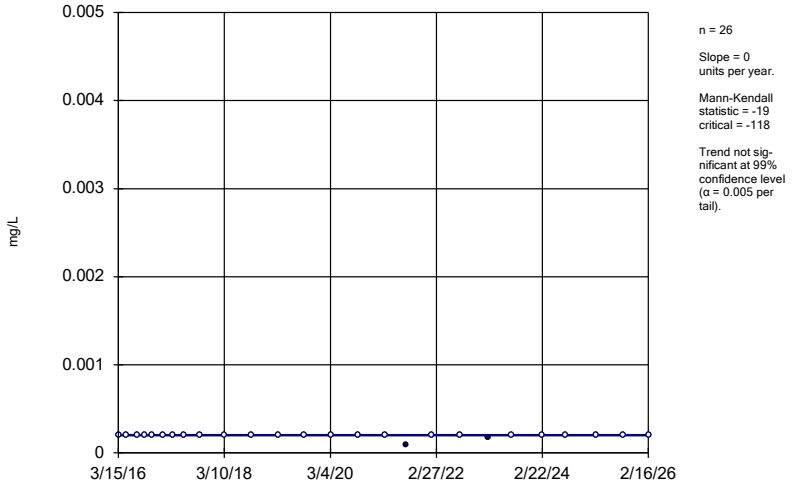

n = 26

Slope = 0 units per year.

Mann-Kendall statistic = -19 critical = -118

Trend not significant at 99% confidence level (α = 0.005 per tail).

Constituent: Mercury Analysis Run 6/8/2026 3:52 PM View: Trend Tests - Upgradient Wells
Plant Bowen Client: Southern Company Data: Bowen 1, 2, 9, & 10

Sanitas™ v.10.1.06e Software licensed to Groundwater Stats Consulting. UG
Hollow symbols indicate censored values.

Sen's Slope Estimator

GWA-41R (bg)

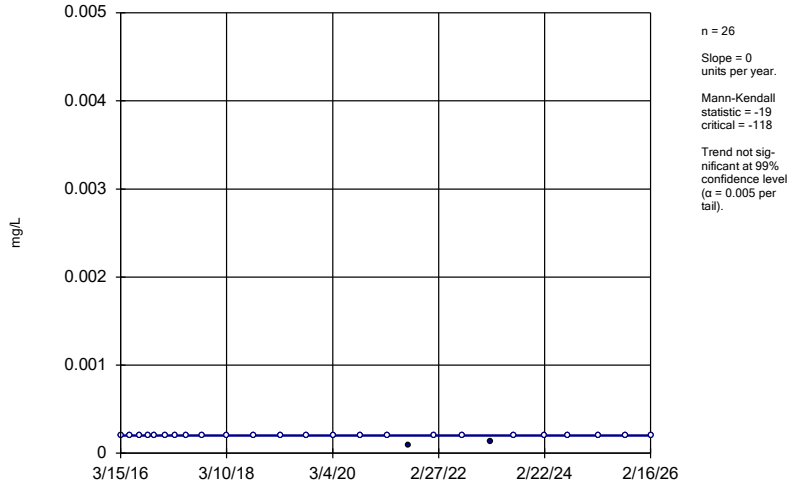

n = 26

Slope = 0 units per year.

Mann-Kendall statistic = -19
critical = -118

Trend not significant at 99% confidence level (α = 0.005 per tail).

Constituent: Mercury Analysis Run 6/8/2026 3:52 PM View: Trend Tests - Upgradient Wells
Plant Bowen Client: Southern Company Data: Bowen 1, 2, 9, & 10

Sanitas™ v.10.1.06e Software licensed to Groundwater Stats Consulting. UG
Hollow symbols indicate censored values.

Sen's Slope Estimator

GWA-42 (bg)

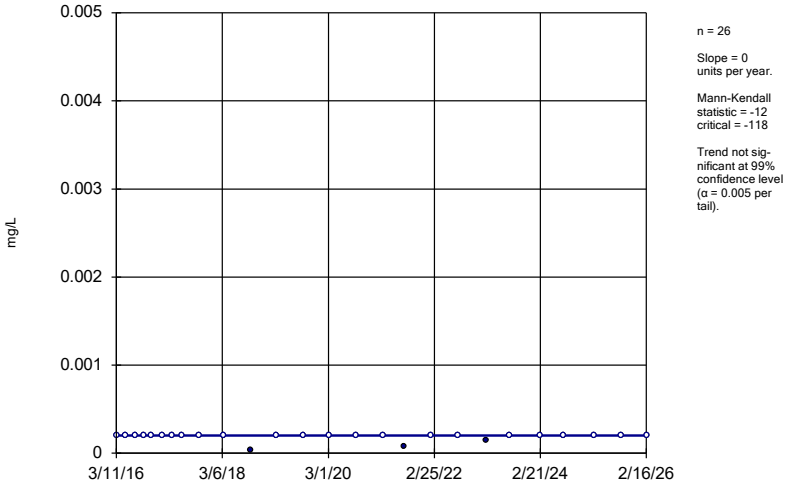

n = 26

Slope = 0 units per year.

Mann-Kendall statistic = -12
critical = -118

Trend not significant at 99% confidence level (α = 0.005 per tail).

Constituent: Mercury Analysis Run 6/8/2026 3:52 PM View: Trend Tests - Upgradient Wells
Plant Bowen Client: Southern Company Data: Bowen 1, 2, 9, & 10

Sanitas™ v.10.1.06e Software licensed to Groundwater Stats Consulting. UG
Hollow symbols indicate censored values.

Sen's Slope Estimator

GWA-43 (bg)

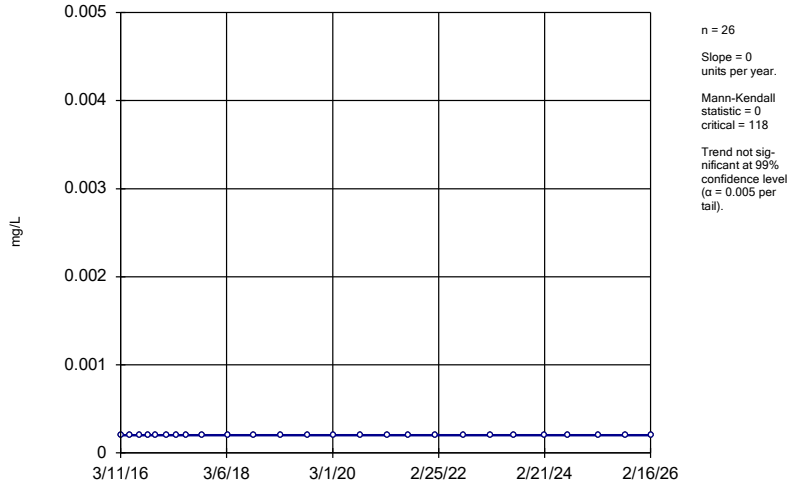

n = 26

Slope = 0 units per year.

Mann-Kendall statistic = 0
critical = 118

Trend not significant at 99% confidence level (α = 0.005 per tail).

Constituent: Mercury Analysis Run 6/8/2026 3:52 PM View: Trend Tests - Upgradient Wells
Plant Bowen Client: Southern Company Data: Bowen 1, 2, 9, & 10

Sanitas™ v.10.1.06e Software licensed to Groundwater Stats Consulting. UG
Hollow symbols indicate censored values.

Sen's Slope Estimator

GWA-43R (bg)

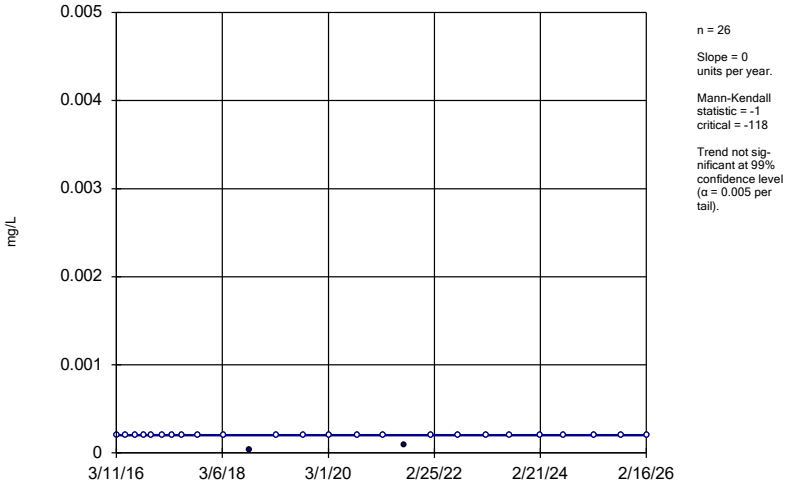

n = 26

Slope = 0 units per year.

Mann-Kendall statistic = -1
critical = -118

Trend not significant at 99% confidence level (α = 0.005 per tail).

Constituent: Mercury Analysis Run 6/8/2026 3:52 PM View: Trend Tests - Upgradient Wells
Plant Bowen Client: Southern Company Data: Bowen 1, 2, 9, & 10

Sanitas™ v.10.1.06e Software licensed to Groundwater Stats Consulting. UG
Hollow symbols indicate censored values.

Sen's Slope Estimator

GWA-50 (bg)

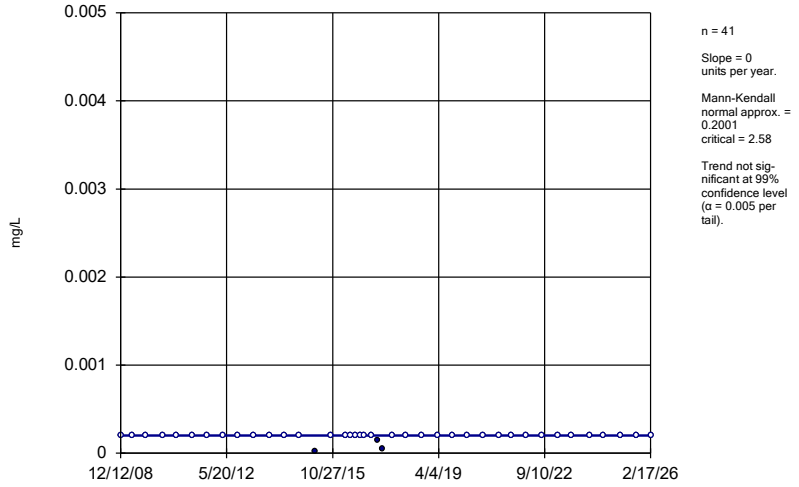

n = 41

Slope = 0
units per year.

Mann-Kendall
normal approx. =
0.2001
critical = 2.58

Trend not sig-
nificant at 99%
confidence level
(α = 0.005 per
tail).

Constituent: Mercury Analysis Run 6/8/2026 3:52 PM View: Trend Tests - Upgradient Wells
Plant Bowen Client: Southern Company Data: Bowen 1, 2, 9, & 10

Sanitas™ v.10.1.06e Software licensed to Groundwater Stats Consulting. UG
Hollow symbols indicate censored values.

Sen's Slope Estimator

GWA-50R (bg)

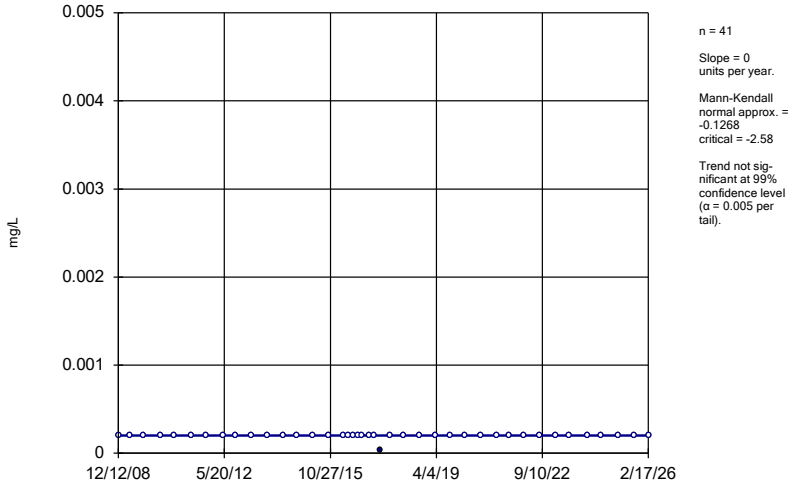

n = 41

Slope = 0
units per year.

Mann-Kendall
normal approx. =
-0.1268
critical = -2.58

Trend not sig-
nificant at 99%
confidence level
(α = 0.005 per
tail).

Constituent: Mercury Analysis Run 6/8/2026 3:52 PM View: Trend Tests - Upgradient Wells
Plant Bowen Client: Southern Company Data: Bowen 1, 2, 9, & 10

Sanitas™ v.10.1.06e Software licensed to Groundwater Stats Consulting. UG

Sen's Slope Estimator

GWA-1 (bg)

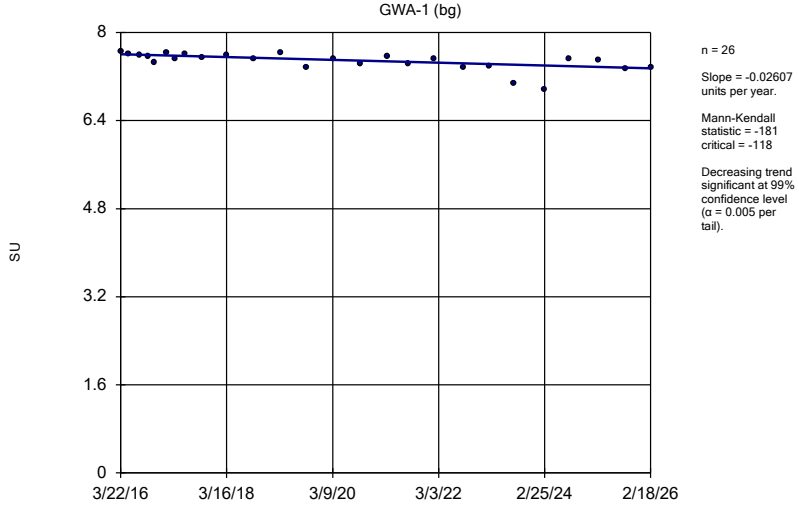

n = 26

Slope = -0.02607
units per year.

Mann-Kendall
statistic = -181
critical = -118

Decreasing trend
significant at 99%
confidence level
(α = 0.005 per
tail).

Constituent: pH, Field Analysis Run 6/8/2026 3:52 PM View: Trend Tests - Upgradient Wells
Plant Bowen Client: Southern Company Data: Bowen 1, 2, 9, & 10

Sanitas™ v.10.1.06e Software licensed to Groundwater Stats Consulting. UG

Sen's Slope Estimator

GWA-2 (bg)

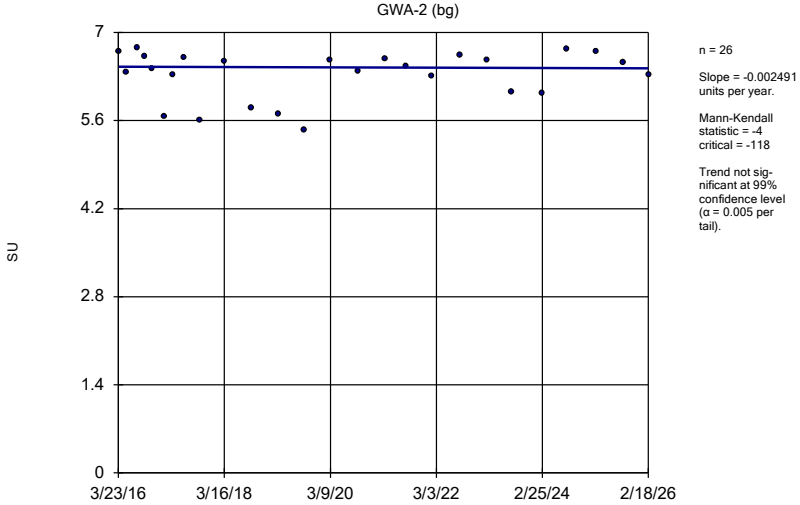

n = 26

Slope = -0.002491
units per year.

Mann-Kendall
statistic = -4
critical = -118

Trend not sig-
nificant at 99%
confidence level
(α = 0.005 per
tail).

Constituent: pH, Field Analysis Run 6/8/2026 3:52 PM View: Trend Tests - Upgradient Wells
Plant Bowen Client: Southern Company Data: Bowen 1, 2, 9, & 10

Sanitas™ v.10.1.06e Software licensed to Groundwater Stats Consulting. UG

Sen's Slope Estimator

GWA-2R (bg)

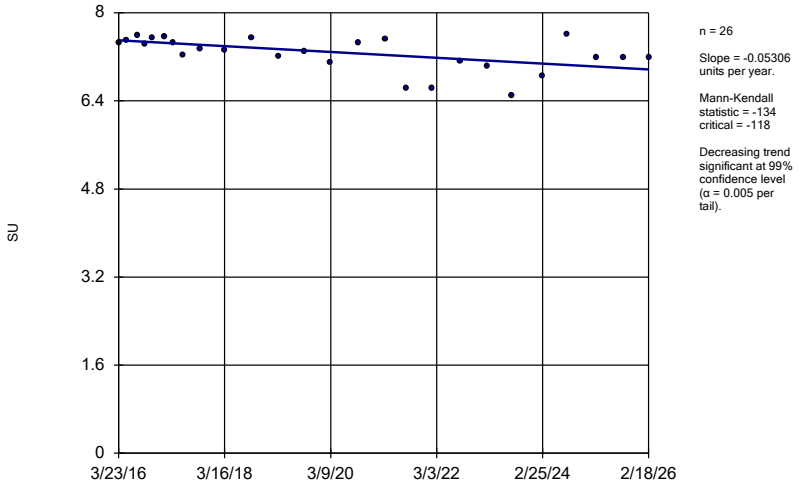

n = 26

Slope = -0.05306 units per year.

Mann-Kendall statistic = -134
critical = -118

Decreasing trend significant at 99% confidence level (α = 0.005 per tail).

Constituent: pH, Field Analysis Run 6/8/2026 3:52 PM View: Trend Tests - Upgradient Wells
Plant Bowen Client: Southern Company Data: Bowen 1, 2, 9, & 10

Sanitas™ v.10.1.06e Software licensed to Groundwater Stats Consulting. UG

Sen's Slope Estimator

GWA-3A (bg)

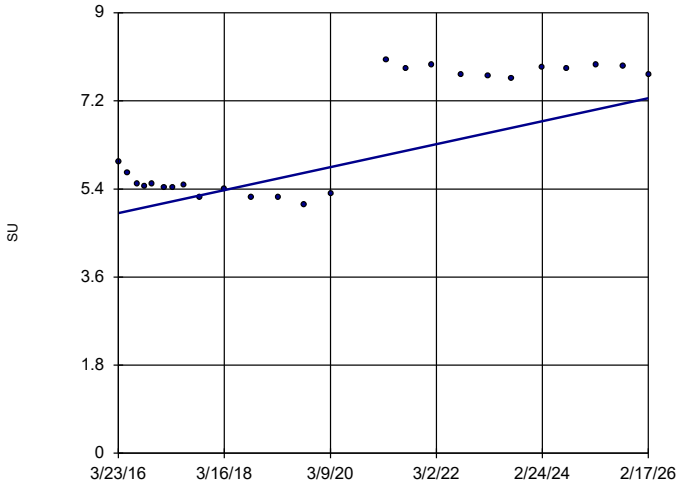

n = 25

Slope = 0.237 units per year.

Mann-Kendall statistic = 77
critical = 111

Trend not significant at 99% confidence level (α = 0.005 per tail).

Constituent: pH, Field Analysis Run 6/8/2026 3:52 PM View: Trend Tests - Upgradient Wells
Plant Bowen Client: Southern Company Data: Bowen 1, 2, 9, & 10

Sanitas™ v.10.1.06e Software licensed to Groundwater Stats Consulting. UG

Sen's Slope Estimator

GWA-4RZ (bg)

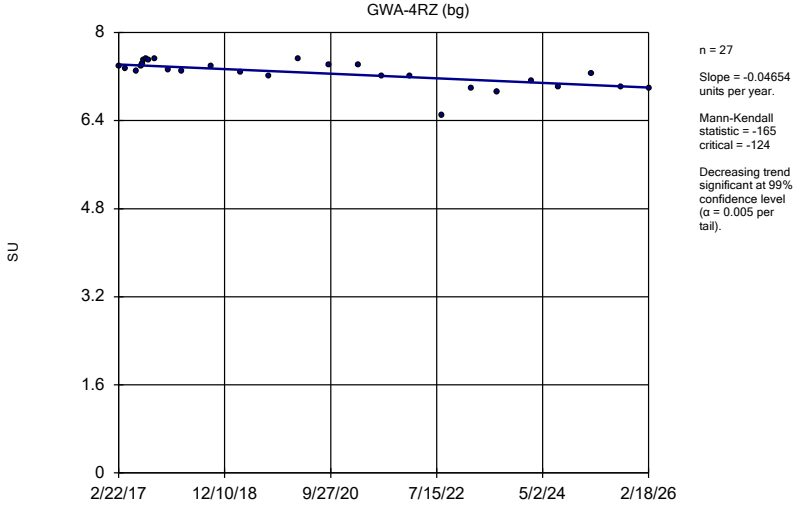

n = 27

Slope = -0.04654 units per year.

Mann-Kendall statistic = -165
critical = -124

Decreasing trend significant at 99% confidence level (α = 0.005 per tail).

Constituent: pH, Field Analysis Run 6/8/2026 3:52 PM View: Trend Tests - Upgradient Wells
Plant Bowen Client: Southern Company Data: Bowen 1, 2, 9, & 10

Sanitas™ v.10.1.06e Software licensed to Groundwater Stats Consulting. UG

Sen's Slope Estimator

GWA-39RZ (bg)

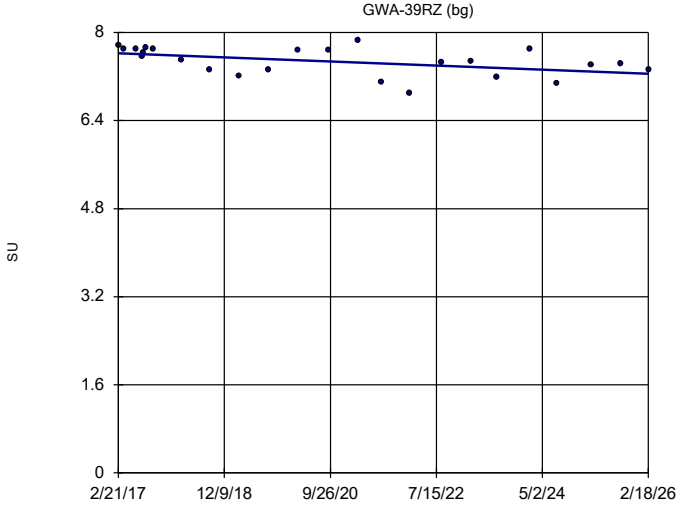

n = 24

Slope = -0.04112 units per year.

Mann-Kendall statistic = -103
critical = -105

Trend not significant at 99% confidence level (α = 0.005 per tail).

Constituent: pH, Field Analysis Run 6/8/2026 3:52 PM View: Trend Tests - Upgradient Wells
Plant Bowen Client: Southern Company Data: Bowen 1, 2, 9, & 10

Sanitas™ v.10.1.06e Software licensed to Groundwater Stats Consulting. UG

Sen's Slope Estimator

GWA-39Z (bg)

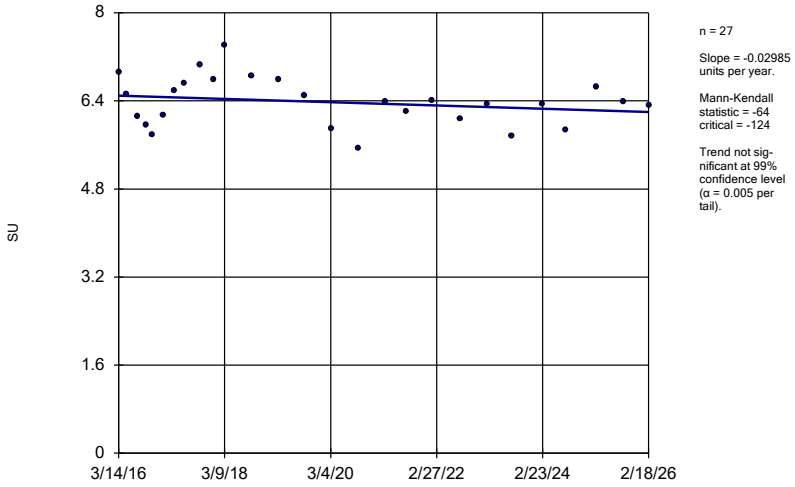

n = 27

Slope = -0.02985 units per year.

Mann-Kendall statistic = -64
critical = -124

Trend not significant at 99% confidence level (α = 0.005 per tail).

Constituent: pH, Field Analysis Run 6/8/2026 3:52 PM View: Trend Tests - Upgradient Wells
Plant Bowen Client: Southern Company Data: Bowen 1, 2, 9, & 10

Sanitas™ v.10.1.06e Software licensed to Groundwater Stats Consulting. UG

Sen's Slope Estimator

GWA-40 (bg)

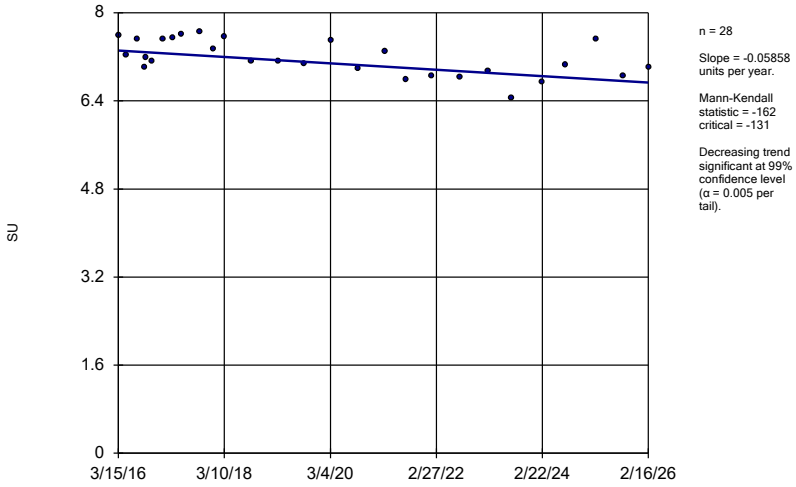

n = 28

Slope = -0.05858 units per year.

Mann-Kendall statistic = -162
critical = -131

Decreasing trend significant at 99% confidence level (α = 0.005 per tail).

Constituent: pH, Field Analysis Run 6/8/2026 3:53 PM View: Trend Tests - Upgradient Wells
Plant Bowen Client: Southern Company Data: Bowen 1, 2, 9, & 10

Sanitas™ v.10.1.06e Software licensed to Groundwater Stats Consulting. UG

Sen's Slope Estimator

GWA-41 (bg)

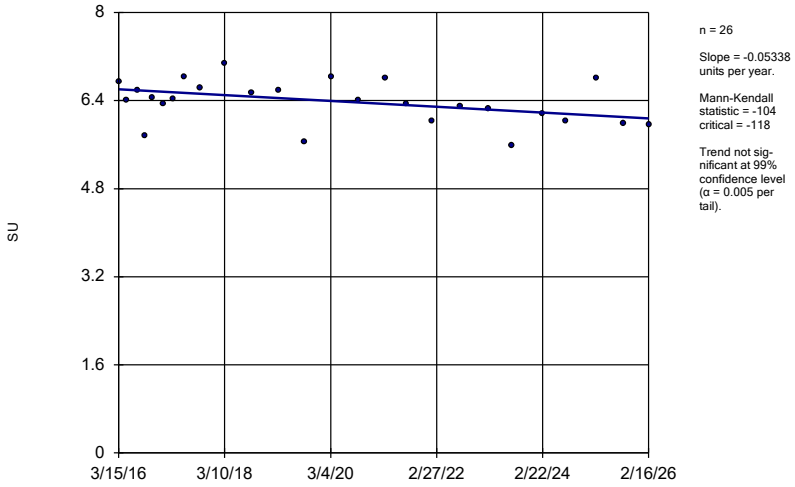

n = 26

Slope = -0.05338 units per year.

Mann-Kendall statistic = -104
critical = -118

Trend not significant at 99% confidence level (α = 0.005 per tail).

Constituent: pH, Field Analysis Run 6/8/2026 3:53 PM View: Trend Tests - Upgradient Wells
Plant Bowen Client: Southern Company Data: Bowen 1, 2, 9, & 10

Sanitas™ v.10.1.06e Software licensed to Groundwater Stats Consulting. UG

Sen's Slope Estimator

GWA-41R (bg)

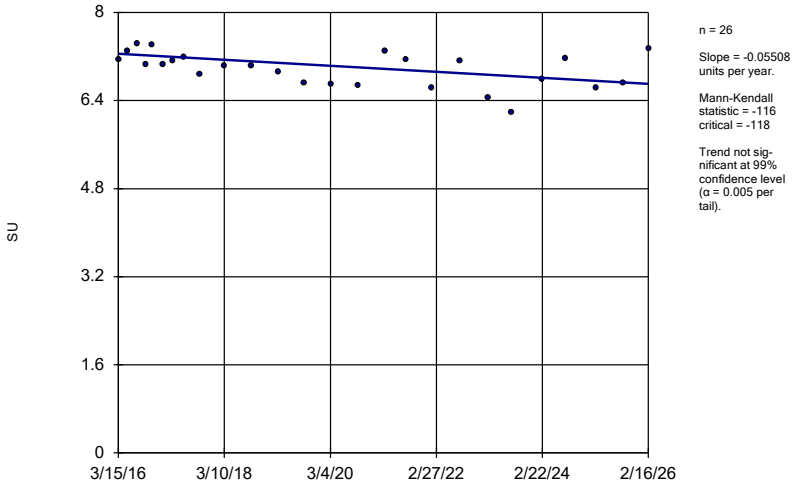

n = 26

Slope = -0.05508 units per year.

Mann-Kendall statistic = -116
critical = -118

Trend not significant at 99% confidence level (α = 0.005 per tail).

Constituent: pH, Field Analysis Run 6/8/2026 3:53 PM View: Trend Tests - Upgradient Wells
Plant Bowen Client: Southern Company Data: Bowen 1, 2, 9, & 10

Sanitas™ v.10.1.06e Software licensed to Groundwater Stats Consulting. UG

Sen's Slope Estimator

GWA-42 (bg)

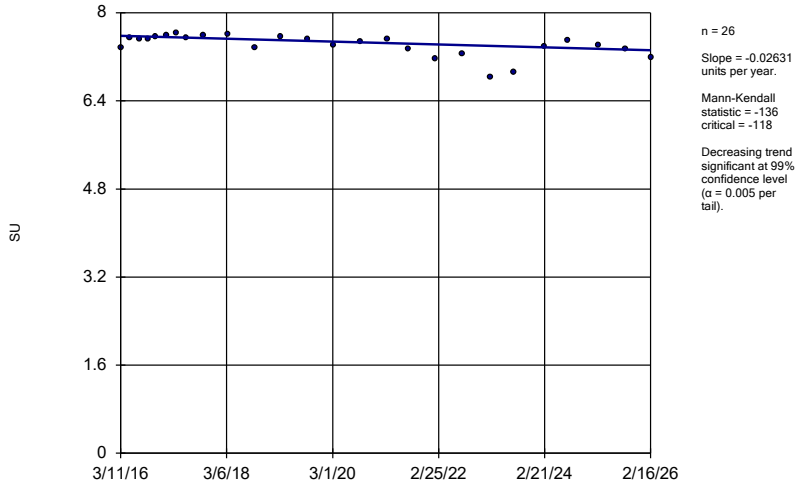

n = 26

Slope = -0.02631 units per year.

Mann-Kendall statistic = -136 critical = -118

Decreasing trend significant at 99% confidence level (α = 0.005 per tail).

Constituent: pH, Field Analysis Run 6/8/2026 3:53 PM View: Trend Tests - Upgradient Wells

Plant Bowen Client: Southern Company Data: Bowen 1, 2, 9, & 10

Sanitas™ v.10.1.06e Software licensed to Groundwater Stats Consulting. UG

Sen's Slope Estimator

GWA-43 (bg)

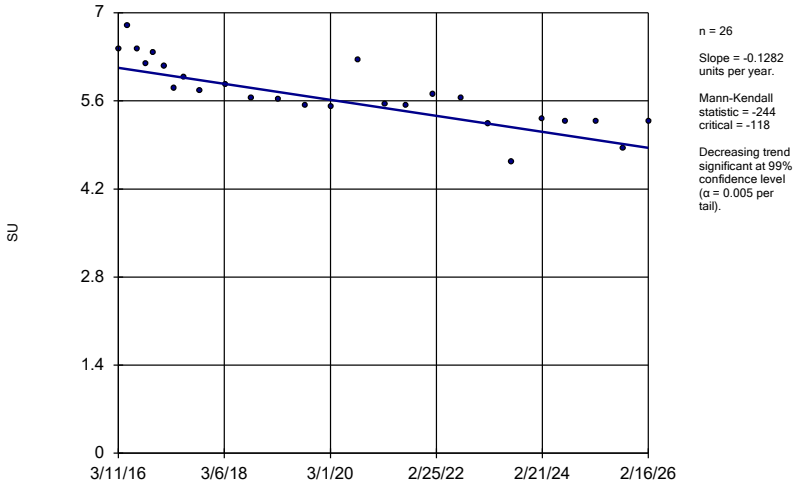

n = 26

Slope = -0.1282 units per year.

Mann-Kendall statistic = -244 critical = -118

Decreasing trend significant at 99% confidence level (α = 0.005 per tail).

Constituent: pH, Field Analysis Run 6/8/2026 3:53 PM View: Trend Tests - Upgradient Wells

Plant Bowen Client: Southern Company Data: Bowen 1, 2, 9, & 10

Sanitas™ v.10.1.06e Software licensed to Groundwater Stats Consulting. UG

Sen's Slope Estimator

GWA-43R (bg)

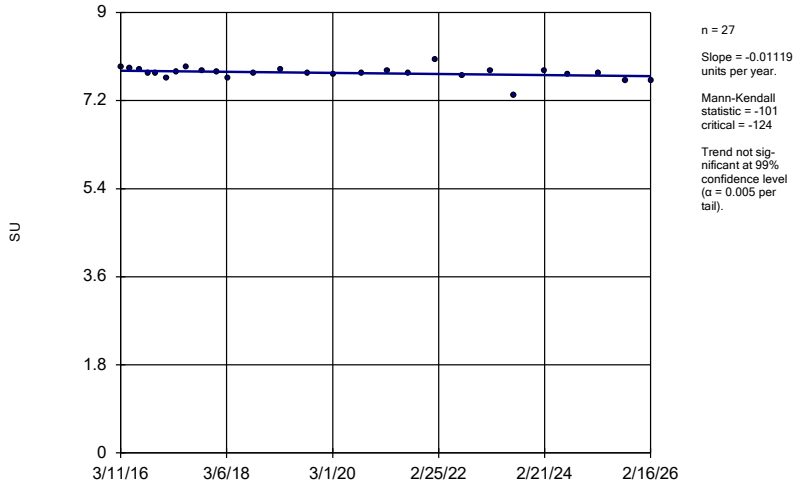

n = 27

Slope = -0.01119 units per year.

Mann-Kendall statistic = -101 critical = -124

Trend not significant at 99% confidence level (α = 0.005 per tail).

Constituent: pH, Field Analysis Run 6/8/2026 3:53 PM View: Trend Tests - Upgradient Wells

Plant Bowen Client: Southern Company Data: Bowen 1, 2, 9, & 10

Sanitas™ v.10.1.06e Software licensed to Groundwater Stats Consulting. UG

Sen's Slope Estimator

GWA-50 (bg)

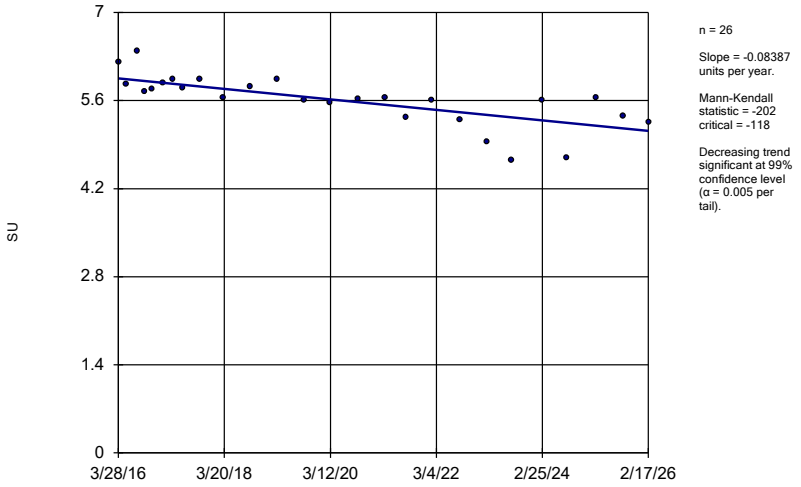

n = 26

Slope = -0.08387 units per year.

Mann-Kendall statistic = -202 critical = -118

Decreasing trend significant at 99% confidence level (α = 0.005 per tail).

Constituent: pH, Field Analysis Run 6/8/2026 3:53 PM View: Trend Tests - Upgradient Wells

Plant Bowen Client: Southern Company Data: Bowen 1, 2, 9, & 10

Sanitas™ v.10.1.06e Software licensed to Groundwater Stats Consulting. UG

Sen's Slope Estimator

GWA-50R (bg)

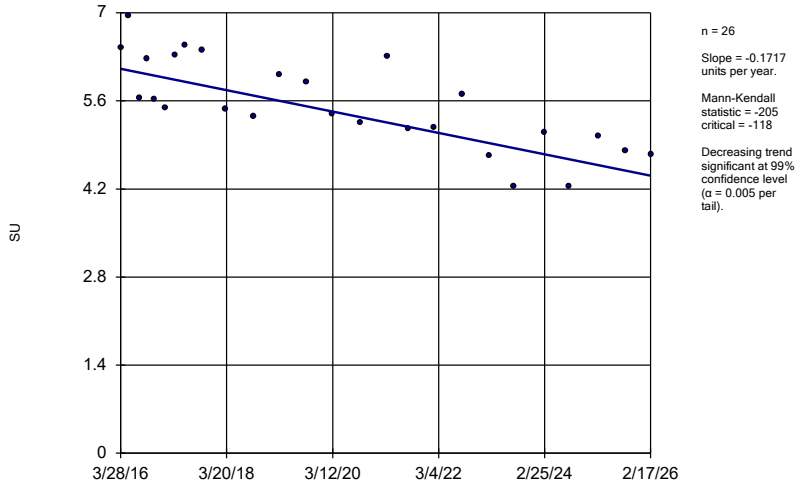

n = 26

Slope = -0.1717 units per year.

Mann-Kendall statistic = -205 critical = -118

Decreasing trend significant at 99% confidence level (α = 0.005 per tail).

Constituent: pH, Field Analysis Run 6/8/2026 3:53 PM View: Trend Tests - Upgradient Wells

Plant Bowen Client: Southern Company Data: Bowen 1, 2, 9, & 10

Sanitas™ v.10.1.06e Software licensed to Groundwater Stats Consulting. UG

Hollow symbols indicate censored values.

Sen's Slope Estimator

GWA-1 (bg)

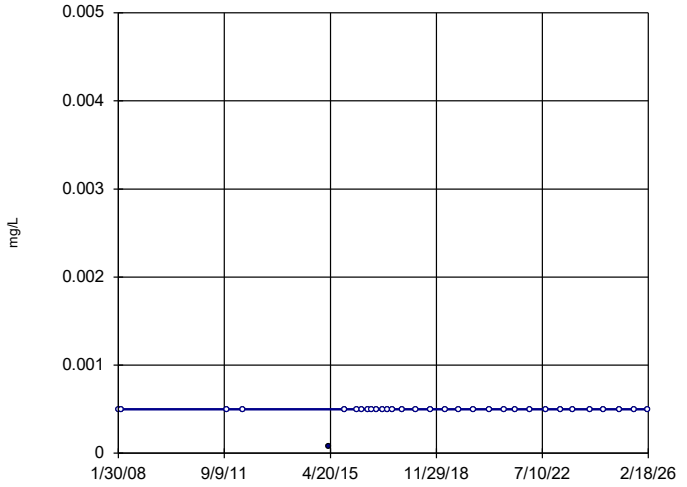

n = 32

Slope = 0 units per year.

Mann-Kendall statistic = 23 critical = 161

Trend not significant at 99% confidence level (α = 0.005 per tail).

Constituent: Thallium Analysis Run 6/8/2026 3:53 PM View: Trend Tests - Upgradient Wells

Plant Bowen Client: Southern Company Data: Bowen 1, 2, 9, & 10

Sanitas™ v.10.1.06e Software licensed to Groundwater Stats Consulting. UG

Hollow symbols indicate censored values.

Sen's Slope Estimator

GWA-2 (bg)

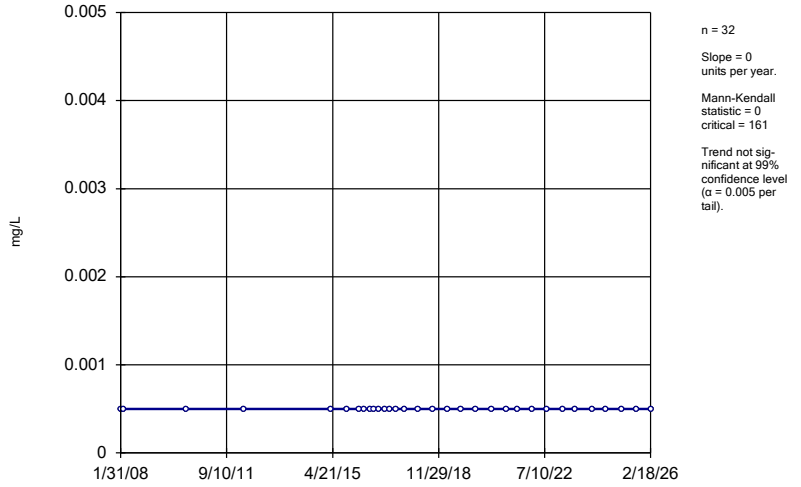

n = 32

Slope = 0 units per year.

Mann-Kendall statistic = 0 critical = 161

Trend not significant at 99% confidence level (α = 0.005 per tail).

Constituent: Thallium Analysis Run 6/8/2026 3:53 PM View: Trend Tests - Upgradient Wells

Plant Bowen Client: Southern Company Data: Bowen 1, 2, 9, & 10

Sanitas™ v.10.1.06e Software licensed to Groundwater Stats Consulting. UG

Hollow symbols indicate censored values.

Sen's Slope Estimator

GWA-2R (bg)

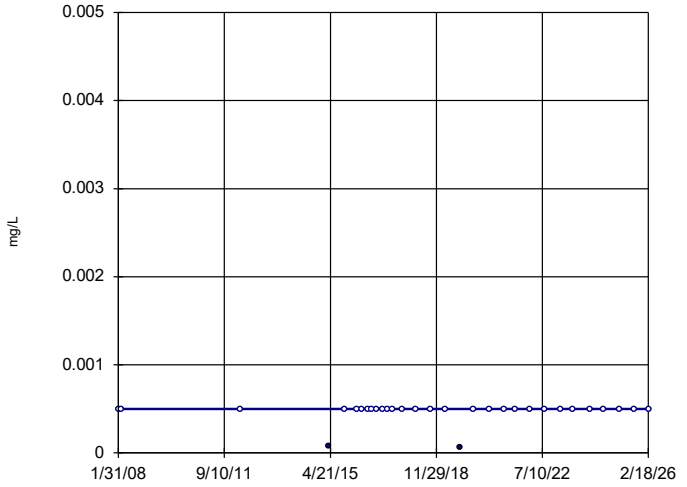

n = 31

Slope = 0 units per year.

Mann-Kendall statistic = 19 critical = 152

Trend not significant at 99% confidence level (α = 0.005 per tail).

Constituent: Thallium Analysis Run 6/8/2026 3:53 PM View: Trend Tests - Upgradient Wells

Plant Bowen Client: Southern Company Data: Bowen 1, 2, 9, & 10

Sanitas™ v.10.1.06e Software licensed to Groundwater Stats Consulting. UG
Hollow symbols indicate censored values.

Sen's Slope Estimator

GWA-3A (bg)

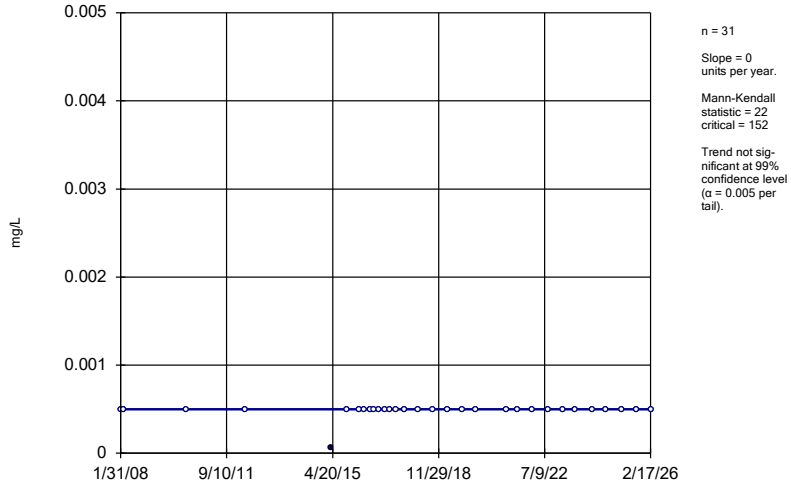

n = 31

Slope = 0 units per year.

Mann-Kendall statistic = 22 critical = 152

Trend not significant at 99% confidence level (α = 0.005 per tail).

Constituent: Thallium Analysis Run 6/8/2026 3:53 PM View: Trend Tests - Upgradient Wells
Plant Bowen Client: Southern Company Data: Bowen 1, 2, 9, & 10

Sanitas™ v.10.1.06e Software licensed to Groundwater Stats Consulting. UG
Hollow symbols indicate censored values.

Sen's Slope Estimator

GWA-4RZ (bg)

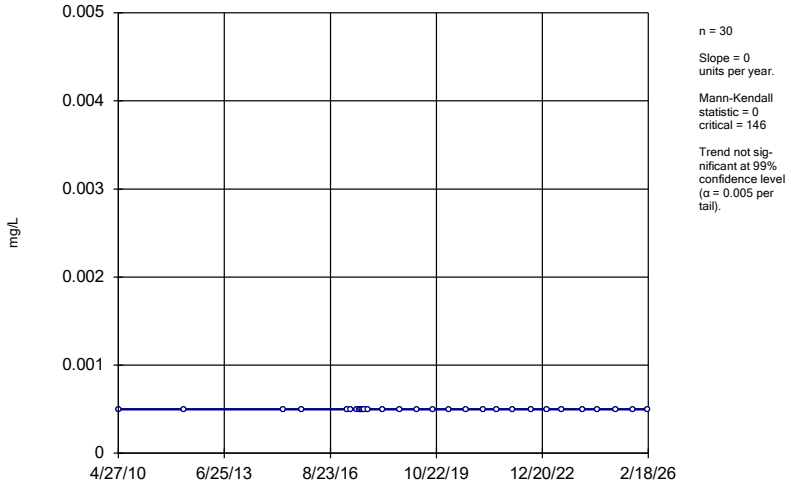

n = 30

Slope = 0 units per year.

Mann-Kendall statistic = 0 critical = 146

Trend not significant at 99% confidence level (α = 0.005 per tail).

Constituent: Thallium Analysis Run 6/8/2026 3:53 PM View: Trend Tests - Upgradient Wells
Plant Bowen Client: Southern Company Data: Bowen 1, 2, 9, & 10

Sanitas™ v.10.1.06e Software licensed to Groundwater Stats Consulting. UG
Hollow symbols indicate censored values.

Sen's Slope Estimator

GWA-39RZ (bg)

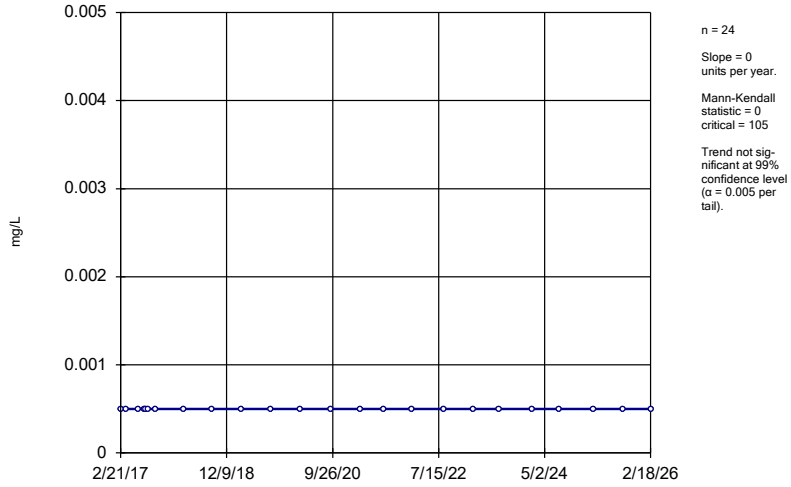

n = 24

Slope = 0 units per year.

Mann-Kendall statistic = 0 critical = 105

Trend not significant at 99% confidence level (α = 0.005 per tail).

Constituent: Thallium Analysis Run 6/8/2026 3:53 PM View: Trend Tests - Upgradient Wells
Plant Bowen Client: Southern Company Data: Bowen 1, 2, 9, & 10

Sanitas™ v.10.1.06e Software licensed to Groundwater Stats Consulting. UG
Hollow symbols indicate censored values.

Sen's Slope Estimator

GWA-39Z (bg)

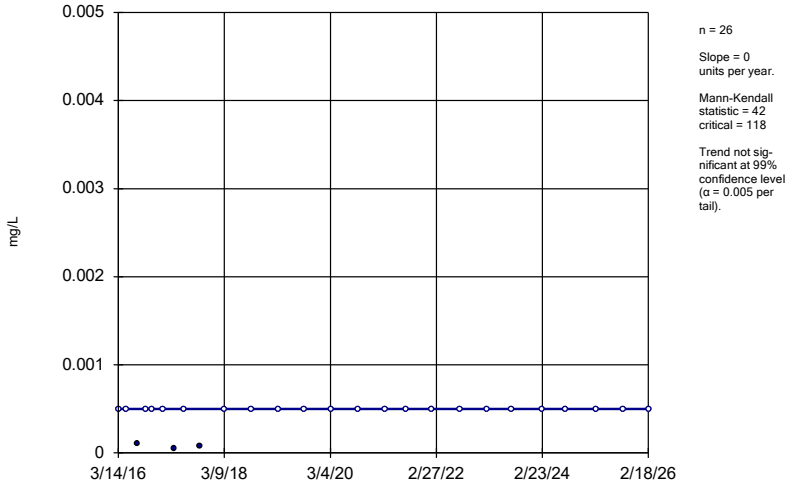

n = 26

Slope = 0 units per year.

Mann-Kendall statistic = 42 critical = 118

Trend not significant at 99% confidence level (α = 0.005 per tail).

Constituent: Thallium Analysis Run 6/8/2026 3:53 PM View: Trend Tests - Upgradient Wells
Plant Bowen Client: Southern Company Data: Bowen 1, 2, 9, & 10

Sanitas™ v.10.1.06e Software licensed to Groundwater Stats Consulting. UG
Hollow symbols indicate censored values.

Sen's Slope Estimator

GWA-40 (bg)

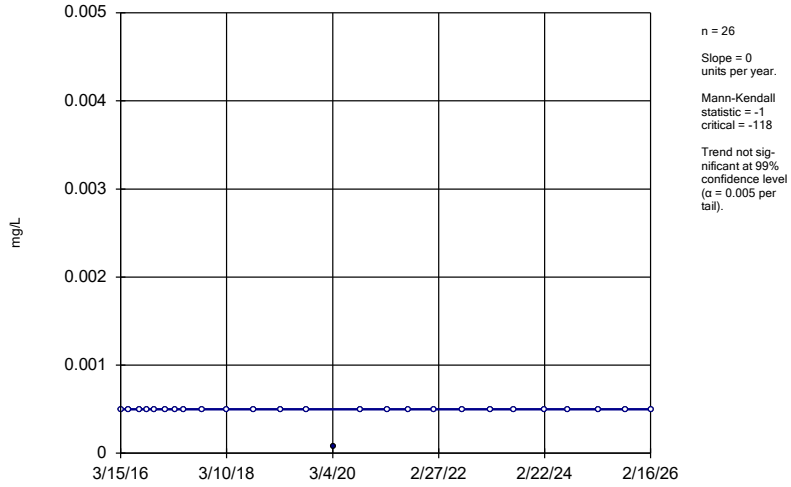

n = 26

Slope = 0
units per year.

Mann-Kendall
statistic = -1
critical = -118

Trend not sig-
nificant at 99%
confidence level
(α = 0.005 per
tail).

Constituent: Thallium Analysis Run 6/8/2026 3:53 PM View: Trend Tests - Upgradient Wells
Plant Bowen Client: Southern Company Data: Bowen 1, 2, 9, & 10

Sanitas™ v.10.1.06e Software licensed to Groundwater Stats Consulting. UG
Hollow symbols indicate censored values.

Sen's Slope Estimator

GWA-41 (bg)

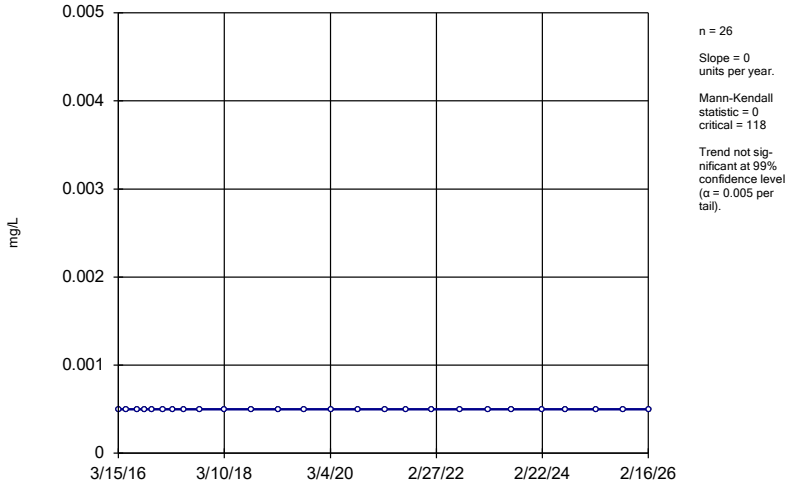

n = 26

Slope = 0
units per year.

Mann-Kendall
statistic = 0
critical = 118

Trend not sig-
nificant at 99%
confidence level
(α = 0.005 per
tail).

Constituent: Thallium Analysis Run 6/8/2026 3:53 PM View: Trend Tests - Upgradient Wells
Plant Bowen Client: Southern Company Data: Bowen 1, 2, 9, & 10

Sanitas™ v.10.1.06e Software licensed to Groundwater Stats Consulting. UG
Hollow symbols indicate censored values.

Sen's Slope Estimator

GWA-41R (bg)

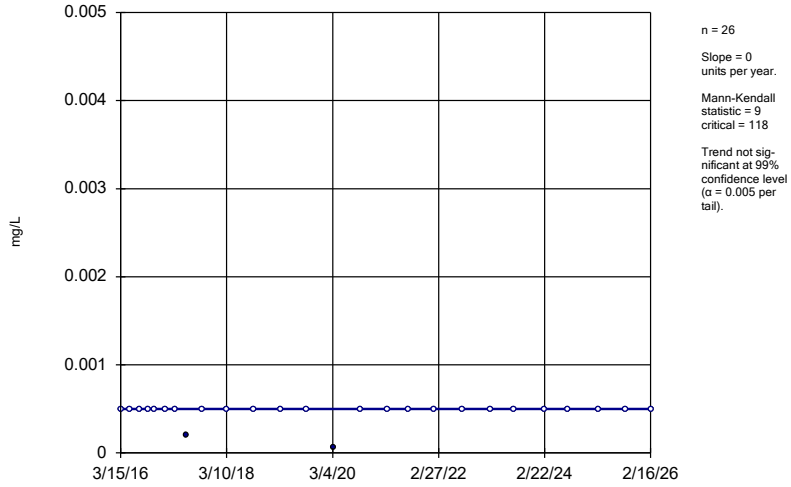

n = 26

Slope = 0
units per year.

Mann-Kendall
statistic = 9
critical = 118

Trend not sig-
nificant at 99%
confidence level
(α = 0.005 per
tail).

Constituent: Thallium Analysis Run 6/8/2026 3:53 PM View: Trend Tests - Upgradient Wells
Plant Bowen Client: Southern Company Data: Bowen 1, 2, 9, & 10

Sanitas™ v.10.1.06e Software licensed to Groundwater Stats Consulting. UG
Hollow symbols indicate censored values.

Sen's Slope Estimator

GWA-42 (bg)

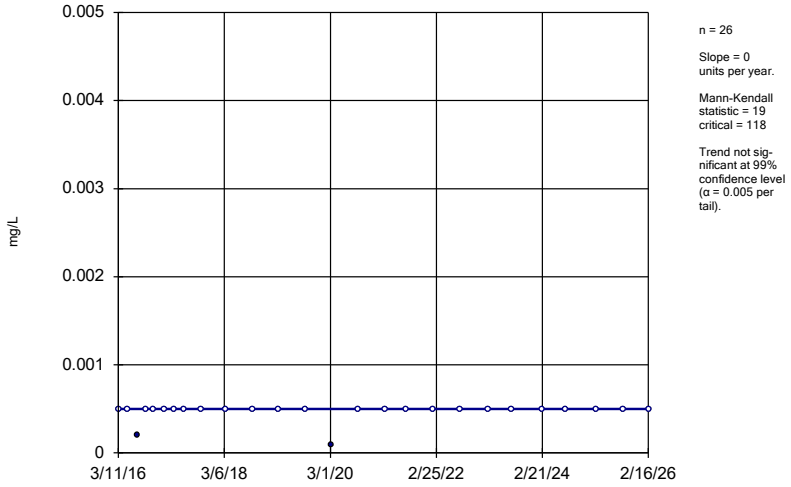

n = 26

Slope = 0
units per year.

Mann-Kendall
statistic = 19
critical = 118

Trend not sig-
nificant at 99%
confidence level
(α = 0.005 per
tail).

Constituent: Thallium Analysis Run 6/8/2026 3:53 PM View: Trend Tests - Upgradient Wells
Plant Bowen Client: Southern Company Data: Bowen 1, 2, 9, & 10

Sanitas™ v.10.1.06e Software licensed to Groundwater Stats Consulting. UG
Hollow symbols indicate censored values.

Sen's Slope Estimator

GWA-43 (bg)

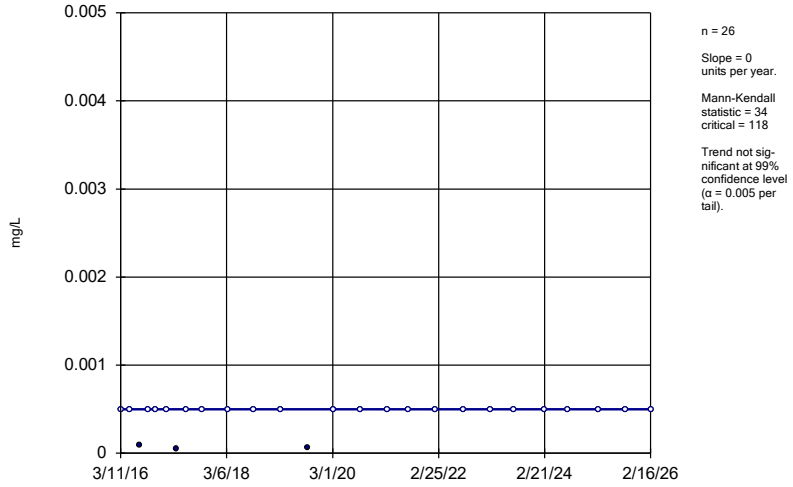

n = 26

Slope = 0 units per year.

Mann-Kendall statistic = 34
critical = 118

Trend not significant at 99% confidence level (α = 0.005 per tail).

Constituent: Thallium Analysis Run 6/8/2026 3:53 PM View: Trend Tests - Upgradient Wells
Plant Bowen Client: Southern Company Data: Bowen 1, 2, 9, & 10

Sanitas™ v.10.1.06e Software licensed to Groundwater Stats Consulting. UG
Hollow symbols indicate censored values.

Sen's Slope Estimator

GWA-43R (bg)

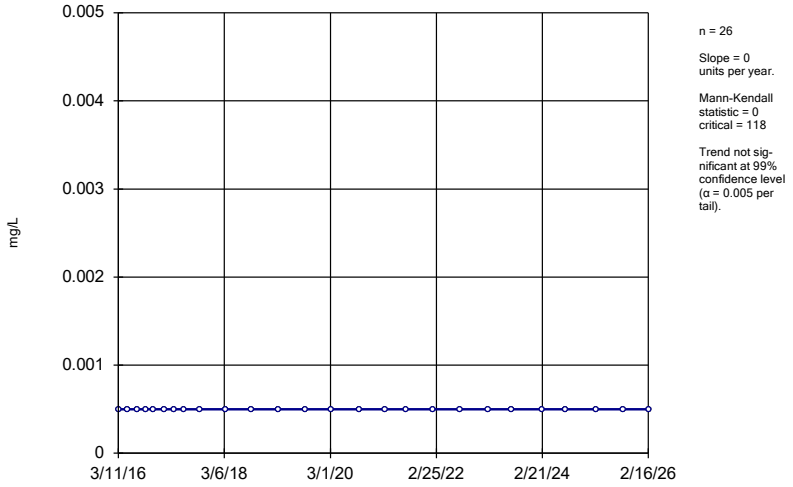

n = 26

Slope = 0 units per year.

Mann-Kendall statistic = 0
critical = 118

Trend not significant at 99% confidence level (α = 0.005 per tail).

Constituent: Thallium Analysis Run 6/8/2026 3:53 PM View: Trend Tests - Upgradient Wells
Plant Bowen Client: Southern Company Data: Bowen 1, 2, 9, & 10

Sanitas™ v.10.1.06e Software licensed to Groundwater Stats Consulting. UG
Hollow symbols indicate censored values.

Sen's Slope Estimator

GWA-50 (bg)

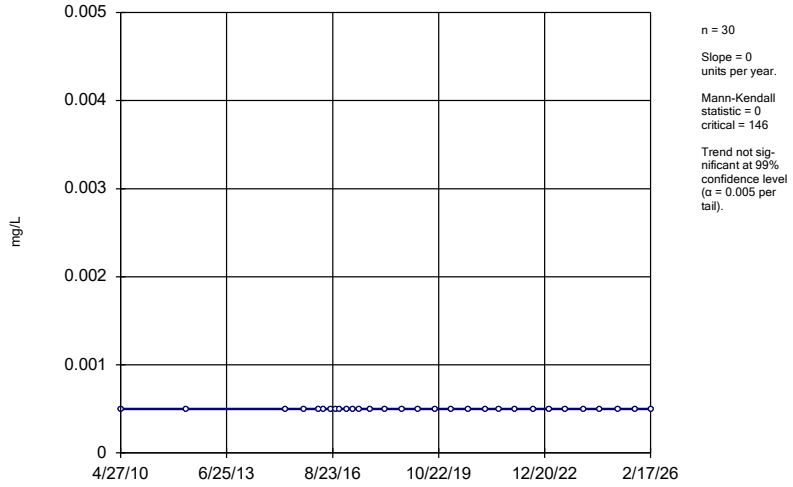

n = 30

Slope = 0 units per year.

Mann-Kendall statistic = 0
critical = 146

Trend not significant at 99% confidence level (α = 0.005 per tail).

Constituent: Thallium Analysis Run 6/8/2026 3:53 PM View: Trend Tests - Upgradient Wells
Plant Bowen Client: Southern Company Data: Bowen 1, 2, 9, & 10

Sanitas™ v.10.1.06e Software licensed to Groundwater Stats Consulting. UG
Hollow symbols indicate censored values.

Sen's Slope Estimator

GWA-50R (bg)

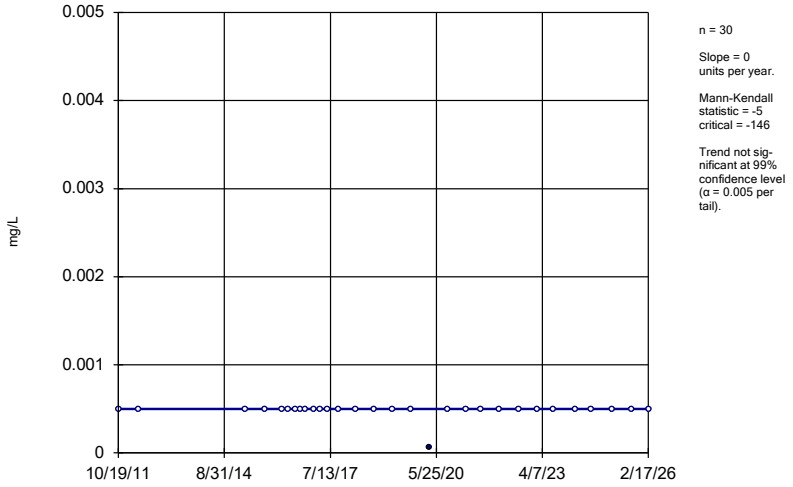

n = 30

Slope = 0 units per year.

Mann-Kendall statistic = -5
critical = -146

Trend not significant at 99% confidence level (α = 0.005 per tail).

Constituent: Thallium Analysis Run 6/8/2026 3:53 PM View: Trend Tests - Upgradient Wells
Plant Bowen Client: Southern Company Data: Bowen 1, 2, 9, & 10

FIGURE H.

Appendix I Intrawell Prediction Limits - All Results (No Significant)

Plant Bowen Client: Southern Company Data: Bowen 1, 2, 9, & 10 Printed 6/8/2026, 4:38 PM

Constituent	Well	Upper Lim.	Lower Lim.	Date	Observ.	Sig.	Bg N	%NDs	ND Adj.	Transform	Alpha	Method
Antimony (mg/L)	GWA-1	0.02536	n/a	2/18/2026	0.0026	No	46	32.61	Kaplan-Meier	ln(x)	0.0001266	Param Intra 1 of 2
Antimony (mg/L)	GWA-2	0.002	n/a	2/18/2026	0.002ND	No	46	95.65	n/a	n/a	0.0009151	NP Intra (NDs) 1 of 2
Antimony (mg/L)	GWA-2R	0.011	n/a	2/18/2026	0.0017J	No	45	33.33	n/a	n/a	0.0009557	NP Intra (normality) 1 of 2
Antimony (mg/L)	GWA-3A	0.0068	n/a	2/17/2026	0.002ND	No	45	68.89	n/a	n/a	0.0009557	NP Intra (NDs) 1 of 2
Antimony (mg/L)	GWA-4RZ	0.002	n/a	2/18/2026	0.002ND	No	39	74.36	n/a	n/a	0.001226	NP Intra (NDs) 1 of 2
Antimony (mg/L)	GWA-39RZ	0.01134	n/a	2/18/2026	0.0015J	No	22	13.64	None	sqrt(x)	0.0001266	Param Intra 1 of 2
Antimony (mg/L)	GWA-39Z	0.003303	n/a	2/18/2026	0.002ND	No	25	40	Kaplan-Meier	No	0.0001266	Param Intra 1 of 2
Antimony (mg/L)	GWA-40	0.0021	n/a	2/16/2026	0.002ND	No	25	92	n/a	n/a	0.002832	NP Intra (NDs) 1 of 2
Antimony (mg/L)	GWA-41	0.0029	n/a	2/16/2026	0.002ND	No	25	92	n/a	n/a	0.002832	NP Intra (NDs) 1 of 2
Antimony (mg/L)	GWA-41R	0.008333	n/a	2/16/2026	0.002ND	No	25	44	Kaplan-Meier	x^(1/3)	0.0001266	Param Intra 1 of 2
Antimony (mg/L)	GWA-42	0.002	n/a	2/16/2026	0.002ND	No	25	96	n/a	n/a	0.002832	NP Intra (NDs) 1 of 2
Antimony (mg/L)	GWA-43	0.002	n/a	2/16/2026	0.002ND	No	25	92	n/a	n/a	0.002832	NP Intra (NDs) 1 of 2
Antimony (mg/L)	GWA-43R	0.002	n/a	2/16/2026	0.002ND	No	25	68	n/a	n/a	0.002832	NP Intra (NDs) 1 of 2
Antimony (mg/L)	GWA-50	0.0022	n/a	2/17/2026	0.002ND	No	40	82.5	n/a	n/a	0.001159	NP Intra (NDs) 1 of 2
Antimony (mg/L)	GWA-50R	0.002	n/a	2/17/2026	0.002ND	No	40	95	n/a	n/a	0.001159	NP Intra (NDs) 1 of 2
Antimony (mg/L)	GWC-5	0.002	n/a	2/19/2026	0.002ND	No	46	91.3	n/a	n/a	0.0009151	NP Intra (NDs) 1 of 2
Antimony (mg/L)	GWC-6	0.0035	n/a	2/20/2026	0.002ND	No	46	89.13	n/a	n/a	0.0009151	NP Intra (NDs) 1 of 2
Antimony (mg/L)	GWC-6RZ	0.0028	n/a	2/20/2026	0.002ND	No	29	75.86	n/a	n/a	0.002172	NP Intra (NDs) 1 of 2
Antimony (mg/L)	GWC-7Z	0.0058	n/a	2/19/2026	0.00081J	No	46	65.22	n/a	n/a	0.0009151	NP Intra (NDs) 1 of 2
Antimony (mg/L)	GWC-8RR	0.0025	n/a	2/19/2026	0.002ND	No	46	80.43	n/a	n/a	0.0009151	NP Intra (NDs) 1 of 2
Antimony (mg/L)	GWC-8Z	0.002	n/a	2/19/2026	0.002ND	No	49	95.92	n/a	n/a	0.0007934	NP Intra (NDs) 1 of 2
Antimony (mg/L)	GWC-9	0.002	n/a	2/18/2026	0.002ND	No	46	95.65	n/a	n/a	0.0009151	NP Intra (NDs) 1 of 2
Antimony (mg/L)	GWC-10	0.002	n/a	2/19/2026	0.002ND	No	46	97.83	n/a	n/a	0.0009151	NP Intra (NDs) 1 of 2
Antimony (mg/L)	GWC-10R	0.0025	n/a	2/19/2026	0.002ND	No	45	88.89	n/a	n/a	0.0009557	NP Intra (NDs) 1 of 2
Antimony (mg/L)	GWC-11	0.002	n/a	2/19/2026	0.002ND	No	46	82.61	n/a	n/a	0.0009151	NP Intra (NDs) 1 of 2
Antimony (mg/L)	GWC-11R	0.012	n/a	2/20/2026	0.001J	No	47	68.09	n/a	n/a	0.0008745	NP Intra (NDs) 1 of 2
Antimony (mg/L)	GWC-12	0.002	n/a	2/18/2026	0.002ND	No	46	95.65	n/a	n/a	0.0009151	NP Intra (NDs) 1 of 2
Antimony (mg/L)	GWC-13	0.003	n/a	2/19/2026	0.00075J	No	46	80.43	n/a	n/a	0.0009151	NP Intra (NDs) 1 of 2
Antimony (mg/L)	GWC-13RZ	0.00447	n/a	2/20/2026	0.002ND	No	40	57.5	n/a	n/a	0.001159	NP Intra (NDs) 1 of 2
Antimony (mg/L)	GWC-14Z	0.005	n/a	2/24/2026	0.002ND	No	46	89.13	n/a	n/a	0.0009151	NP Intra (NDs) 1 of 2
Antimony (mg/L)	GWC-15R	0.0106	n/a	2/24/2026	0.0015J	No	46	47.83	n/a	n/a	0.0009151	NP Intra (normality) 1 of 2
Antimony (mg/L)	GWC-15Z	0.0053	n/a	2/24/2026	0.002ND	No	46	82.61	n/a	n/a	0.0009151	NP Intra (NDs) 1 of 2
Antimony (mg/L)	GWC-44	0.002	n/a	2/16/2026	0.002ND	No	25	92	n/a	n/a	0.002832	NP Intra (NDs) 1 of 2
Antimony (mg/L)	GWC-45	0.014	n/a	2/17/2026	0.012	No	49	53.06	n/a	n/a	0.0007934	NP Intra (NDs) 1 of 2
Antimony (mg/L)	GWC-45R	0.00426	n/a	2/17/2026	0.002ND	No	46	76.09	n/a	n/a	0.0009151	NP Intra (NDs) 1 of 2
Antimony (mg/L)	GWC-46R	0.002	n/a	2/16/2026	0.002ND	No	26	96.15	n/a	n/a	0.002667	NP Intra (NDs) 1 of 2
Antimony (mg/L)	GWC-47	0.0022	n/a	2/17/2026	0.002ND	No	25	84	n/a	n/a	0.002832	NP Intra (NDs) 1 of 2
Antimony (mg/L)	GWC-47R	0.003823	n/a	2/17/2026	0.00061J	No	25	28	Kaplan-Meier	sqrt(x)	0.0001266	Param Intra 1 of 2
Antimony (mg/L)	GWC-48	0.002	n/a	2/17/2026	0.002ND	No	25	84	n/a	n/a	0.002832	NP Intra (NDs) 1 of 2
Antimony (mg/L)	GWC-49R	0.003815	n/a	2/17/2026	0.002ND	No	25	40	Kaplan-Meier	No	0.0001266	Param Intra 1 of 2
Antimony (mg/L)	GWC-49Z	0.002458	n/a	2/17/2026	0.002ND	No	25	36	Kaplan-Meier	No	0.0001266	Param Intra 1 of 2
Arsenic (mg/L)	GWA-1	0.002	n/a	2/18/2026	0.00042J	No	46	91.3	n/a	n/a	0.0009151	NP Intra (NDs) 1 of 2
Arsenic (mg/L)	GWA-2	0.002	n/a	2/18/2026	0.002ND	No	45	97.78	n/a	n/a	0.0009557	NP Intra (NDs) 1 of 2
Arsenic (mg/L)	GWA-2R	0.0056	n/a	2/18/2026	0.00049J	No	46	71.74	n/a	n/a	0.0009151	NP Intra (NDs) 1 of 2
Arsenic (mg/L)	GWA-3A	0.002	n/a	2/17/2026	0.002ND	No	45	97.78	n/a	n/a	0.0009557	NP Intra (NDs) 1 of 2
Arsenic (mg/L)	GWA-4RZ	0.0051	n/a	2/18/2026	0.00061J	No	39	53.85	n/a	n/a	0.001226	NP Intra (NDs) 1 of 2
Arsenic (mg/L)	GWA-39RZ	0.002	n/a	2/18/2026	0.00099J	No	23	65.22	n/a	n/a	0.003415	NP Intra (NDs) 1 of 2
Arsenic (mg/L)	GWA-39Z	0.0021	n/a	2/18/2026	0.002ND	No	25	84	n/a	n/a	0.002832	NP Intra (NDs) 1 of 2
Arsenic (mg/L)	GWA-40	0.002	n/a	2/16/2026	0.002ND	No	25	84	n/a	n/a	0.002832	NP Intra (NDs) 1 of 2
Arsenic (mg/L)	GWA-41	0.002	n/a	2/16/2026	0.002ND	No	25	88	n/a	n/a	0.002832	NP Intra (NDs) 1 of 2
Arsenic (mg/L)	GWA-41R	0.002	n/a	2/16/2026	0.00053J	No	25	76	n/a	n/a	0.002832	NP Intra (NDs) 1 of 2
Arsenic (mg/L)	GWA-42	0.002	n/a	2/16/2026	0.002ND	No	25	88	n/a	n/a	0.002832	NP Intra (NDs) 1 of 2
Arsenic (mg/L)	GWA-43	0.002	n/a	2/16/2026	0.002ND	No	25	92	n/a	n/a	0.002832	NP Intra (NDs) 1 of 2
Arsenic (mg/L)	GWA-43R	0.002	n/a	2/16/2026	0.002ND	No	25	88	n/a	n/a	0.002832	NP Intra (NDs) 1 of 2
Arsenic (mg/L)	GWA-50R	0.002	n/a	2/17/2026	0.002ND	No	39	97.44	n/a	n/a	0.001226	NP Intra (NDs) 1 of 2
Arsenic (mg/L)	GWC-5	0.002	n/a	2/19/2026	0.002ND	No	46	97.83	n/a	n/a	0.0009151	NP Intra (NDs) 1 of 2
Arsenic (mg/L)	GWC-6	0.002	n/a	2/20/2026	0.0005J	No	45	86.67	n/a	n/a	0.0009557	NP Intra (NDs) 1 of 2
Arsenic (mg/L)	GWC-6RZ	0.002	n/a	2/20/2026	0.002ND	No	29	93.1	n/a	n/a	0.002172	NP Intra (NDs) 1 of 2
Arsenic (mg/L)	GWC-7Z	0.0042	n/a	2/19/2026	0.002ND	No	45	62.22	n/a	n/a	0.0009557	NP Intra (NDs) 1 of 2
Arsenic (mg/L)	GWC-8RR	0.0029	n/a	2/19/2026	0.002ND	No	42	85.71	n/a	n/a	0.001077	NP Intra (NDs) 1 of 2
Arsenic (mg/L)	GWC-8Z	0.0037	n/a	2/19/2026	0.002ND	No	48	83.33	n/a	n/a	0.0008339	NP Intra (NDs) 1 of 2
Arsenic (mg/L)	GWC-9	0.0086	n/a	2/18/2026	0.002ND	No	46	84.78	n/a	n/a	0.0009151	NP Intra (NDs) 1 of 2
Arsenic (mg/L)	GWC-10	0.0079	n/a	2/19/2026	0.002ND	No	45	88.89	n/a	n/a	0.0009557	NP Intra (NDs) 1 of 2
Arsenic (mg/L)	GWC-10R	0.002	n/a	2/19/2026	0.002ND	No	46	95.65	n/a	n/a	0.0009151	NP Intra (NDs) 1 of 2
Arsenic (mg/L)	GWC-11	0.0023	n/a	2/19/2026	0.002ND	No	46	93.48	n/a	n/a	0.0009151	NP Intra (NDs) 1 of 2

Appendix I Intrawell Prediction Limits - All Results (No Significant)

Plant Bowen Client: Southern Company Data: Bowen 1, 2, 9, & 10 Printed 6/8/2026, 4:38 PM

Constituent	Well	Upper Lim.	Lower Lim.	Date	Observ.	Sig.	Bg N	%NDs	ND Adj.	Transform	Alpha	Method
Arsenic (mg/L)	GWC-11R	0.0077	n/a	2/20/2026	0.0012J	No	46	43.48	n/a	n/a	0.0009151	NP Intra (normality) 1 of 2
Arsenic (mg/L)	GWC-12	0.01213	n/a	2/18/2026	0.0054	No	45	20	Kaplan-Meier	sqrt(x)	0.0001266	Param Intra 1 of 2
Arsenic (mg/L)	GWC-13	0.0096	n/a	2/19/2026	0.00078J	No	46	73.91	n/a	n/a	0.0009151	NP Intra (NDs) 1 of 2
Arsenic (mg/L)	GWC-13RZ	0.0066	n/a	2/20/2026	0.0012J	No	44	54.55	n/a	n/a	0.0009963	NP Intra (NDs) 1 of 2
Arsenic (mg/L)	GWC-14Z	0.0079	n/a	2/24/2026	0.002ND	No	45	86.67	n/a	n/a	0.0009557	NP Intra (NDs) 1 of 2
Arsenic (mg/L)	GWC-15R	0.0026	n/a	2/24/2026	0.00062J	No	46	86.96	n/a	n/a	0.0009151	NP Intra (NDs) 1 of 2
Arsenic (mg/L)	GWC-15Z	0.0077	n/a	2/24/2026	0.002ND	No	46	73.91	n/a	n/a	0.0009151	NP Intra (NDs) 1 of 2
Arsenic (mg/L)	GWC-44	0.0038	n/a	2/16/2026	0.002ND	No	25	72	n/a	n/a	0.002832	NP Intra (NDs) 1 of 2
Arsenic (mg/L)	GWC-45	0.0099	n/a	2/17/2026	0.002ND	No	46	93.48	n/a	n/a	0.0009151	NP Intra (NDs) 1 of 2
Arsenic (mg/L)	GWC-45R	0.002	n/a	2/17/2026	0.002ND	No	46	93.48	n/a	n/a	0.0009151	NP Intra (NDs) 1 of 2
Arsenic (mg/L)	GWC-46R	0.002	n/a	2/16/2026	0.002ND	No	26	88.46	n/a	n/a	0.002667	NP Intra (NDs) 1 of 2
Arsenic (mg/L)	GWC-47	0.002	n/a	2/17/2026	0.002ND	No	25	92	n/a	n/a	0.002832	NP Intra (NDs) 1 of 2
Arsenic (mg/L)	GWC-47R	0.0039	n/a	2/17/2026	0.00047J	No	25	56	n/a	n/a	0.002832	NP Intra (NDs) 1 of 2
Arsenic (mg/L)	GWC-48	0.002	n/a	2/17/2026	0.002ND	No	25	96	n/a	n/a	0.002832	NP Intra (NDs) 1 of 2
Arsenic (mg/L)	GWC-49R	0.002	n/a	2/17/2026	0.002ND	No	25	92	n/a	n/a	0.002832	NP Intra (NDs) 1 of 2
Arsenic (mg/L)	GWC-49Z	0.0044	n/a	2/17/2026	0.002ND	No	25	96	n/a	n/a	0.002832	NP Intra (NDs) 1 of 2
Barium (mg/L)	GWA-1	0.04	n/a	2/18/2026	0.017	No	45	0	n/a	n/a	0.0009557	NP Intra (normality) 1 of 2
Barium (mg/L)	GWA-2	0.04843	n/a	2/18/2026	0.023	No	44	0	None	No	0.0001266	Param Intra 1 of 2
Barium (mg/L)	GWA-2R	0.04029	n/a	2/18/2026	0.012	No	44	0	None	x^(1/3)	0.0001266	Param Intra 1 of 2
Barium (mg/L)	GWA-3A	0.009258	n/a	2/17/2026	0.0079	No	36	0	None	No	0.0001266	Param Intra 1 of 2
Barium (mg/L)	GWA-4RZ	0.06319	n/a	2/18/2026	0.045	No	39	0	None	No	0.0001266	Param Intra 1 of 2
Barium (mg/L)	GWA-39RZ	0.027	n/a	2/18/2026	0.019	No	23	0	n/a	n/a	0.003415	NP Intra (normality) 1 of 2
Barium (mg/L)	GWA-39Z	0.0332	n/a	2/18/2026	0.016	No	25	0	None	No	0.0001266	Param Intra 1 of 2
Barium (mg/L)	GWA-40	0.01173	n/a	2/16/2026	0.0078	No	25	0	None	No	0.0001266	Param Intra 1 of 2
Barium (mg/L)	GWA-41	0.03733	n/a	2/16/2026	0.015	No	25	0	None	No	0.0001266	Param Intra 1 of 2
Barium (mg/L)	GWA-41R	0.05319	n/a	2/16/2026	0.023	No	25	0	None	No	0.0001266	Param Intra 1 of 2
Barium (mg/L)	GWA-42	0.007194	n/a	2/16/2026	0.0071	No	25	0	None	No	0.0001266	Param Intra 1 of 2
Barium (mg/L)	GWA-43	0.04548	n/a	2/16/2026	0.013	No	25	0	None	x^(1/3)	0.0001266	Param Intra 1 of 2
Barium (mg/L)	GWA-43R	0.009305	n/a	2/16/2026	0.0075	No	25	0	None	No	0.0001266	Param Intra 1 of 2
Barium (mg/L)	GWA-50	0.01647	n/a	2/17/2026	0.0071	No	39	0	None	No	0.0001266	Param Intra 1 of 2
Barium (mg/L)	GWA-50R	0.02176	n/a	2/17/2026	0.0081	No	37	0	None	No	0.0001266	Param Intra 1 of 2
Barium (mg/L)	GWC-5	0.028	n/a	2/19/2026	0.013	No	45	0	n/a	n/a	0.0009557	NP Intra (normality) 1 of 2
Barium (mg/L)	GWC-6	0.009292	n/a	2/20/2026	0.0078	No	20	0	None	No	0.0001266	Param Intra 1 of 2
Barium (mg/L)	GWC-6RZ	0.0106	n/a	2/20/2026	0.0066	No	25	0	None	No	0.0001266	Param Intra 1 of 2
Barium (mg/L)	GWC-7Z	0.03941	n/a	2/19/2026	0.01	No	42	0	None	sqrt(x)	0.0001266	Param Intra 1 of 2
Barium (mg/L)	GWC-8RR	0.028	n/a	2/19/2026	0.014	No	35	0	n/a	n/a	0.001497	NP Intra (normality) 1 of 2
Barium (mg/L)	GWC-8Z	0.093	n/a	2/19/2026	0.027	No	48	0	n/a	n/a	0.0008339	NP Intra (normality) 1 of 2
Barium (mg/L)	GWC-9	0.05406	n/a	2/18/2026	0.046	No	42	0	None	No	0.0001266	Param Intra 1 of 2
Barium (mg/L)	GWC-10	0.03476	n/a	2/19/2026	0.014	No	43	0	None	sqrt(x)	0.0001266	Param Intra 1 of 2
Barium (mg/L)	GWC-10R	0.03613	n/a	2/19/2026	0.032	No	46	0	None	No	0.0001266	Param Intra 1 of 2
Barium (mg/L)	GWC-11	0.036	n/a	2/19/2026	0.011	No	45	0	n/a	n/a	0.0009557	NP Intra (normality) 1 of 2
Barium (mg/L)	GWC-11R	0.021	n/a	2/20/2026	0.02	No	46	0	n/a	n/a	0.0009151	NP Intra (normality) 1 of 2
Barium (mg/L)	GWC-12	0.043	n/a	2/18/2026	0.027	No	41	0	n/a	n/a	0.001118	NP Intra (normality) 1 of 2
Barium (mg/L)	GWC-13	0.05553	n/a	2/19/2026	0.031	No	44	0	None	sqrt(x)	0.0001266	Param Intra 1 of 2
Barium (mg/L)	GWC-13RZ	0.1137	n/a	2/20/2026	0.096	No	17	0	None	No	0.0001266	Param Intra 1 of 2
Barium (mg/L)	GWC-14Z	0.05	n/a	2/24/2026	0.014	No	42	0	n/a	n/a	0.001077	NP Intra (normality) 1 of 2
Barium (mg/L)	GWC-15R	0.03392	n/a	2/24/2026	0.013	No	45	0	None	No	0.0001266	Param Intra 1 of 2
Barium (mg/L)	GWC-15Z	0.02049	n/a	2/24/2026	0.011	No	45	0	None	No	0.0001266	Param Intra 1 of 2
Barium (mg/L)	GWC-44	0.08712	n/a	2/16/2026	0.012	No	25	0	None	No	0.0001266	Param Intra 1 of 2
Barium (mg/L)	GWC-45	0.011	n/a	2/17/2026	0.0076	No	40	0	n/a	n/a	0.001159	NP Intra (normality) 1 of 2
Barium (mg/L)	GWC-45R	0.02761	n/a	2/17/2026	0.022	No	46	0	None	No	0.0001266	Param Intra 1 of 2
Barium (mg/L)	GWC-46R	0.02115	n/a	2/16/2026	0.012	No	26	0	None	sqrt(x)	0.0001266	Param Intra 1 of 2
Barium (mg/L)	GWC-47	0.02018	n/a	2/17/2026	0.0091	No	25	0	None	x^(1/3)	0.0001266	Param Intra 1 of 2
Barium (mg/L)	GWC-47R	0.0183	n/a	2/17/2026	0.0093	No	24	0	None	ln(x)	0.0001266	Param Intra 1 of 2
Barium (mg/L)	GWC-48	0.05604	n/a	2/17/2026	0.055	No	22	4.545	None	No	0.0001266	Param Intra 1 of 2
Barium (mg/L)	GWC-49R	0.026	n/a	2/17/2026	0.012	No	25	0	n/a	n/a	0.002832	NP Intra (normality) 1 of 2
Barium (mg/L)	GWC-49Z	0.0121	n/a	2/17/2026	0.0042J	No	25	0	n/a	n/a	0.002832	NP Intra (normality) 1 of 2
Beryllium (mg/L)	GWA-1	0.0004	n/a	2/18/2026	0.0004ND	No	46	95.65	n/a	n/a	0.0009151	NP Intra (NDs) 1 of 2
Beryllium (mg/L)	GWA-4RZ	0.00051	n/a	2/18/2026	0.0004ND	No	39	97.44	n/a	n/a	0.001226	NP Intra (NDs) 1 of 2
Beryllium (mg/L)	GWA-41R	0.0004	n/a	2/16/2026	0.0004ND	No	25	96	n/a	n/a	0.002832	NP Intra (NDs) 1 of 2
Beryllium (mg/L)	GWA-42	0.0004	n/a	2/16/2026	0.0004ND	No	25	16	n/a	n/a	0.002832	NP Intra (normality) 1 of 2
Beryllium (mg/L)	GWA-43	0.0004	n/a	2/16/2026	0.0004ND	No	25	92	n/a	n/a	0.002832	NP Intra (NDs) 1 of 2
Beryllium (mg/L)	GWA-43R	0.0004	n/a	2/16/2026	0.0004ND	No	25	96	n/a	n/a	0.002832	NP Intra (NDs) 1 of 2
Beryllium (mg/L)	GWA-50R	0.0004	n/a	2/17/2026	0.0004ND	No	40	90	n/a	n/a	0.001159	NP Intra (NDs) 1 of 2
Beryllium (mg/L)	GWC-5	0.0009	n/a	2/19/2026	0.00078	No	47	38.3	n/a	n/a	0.0008745	NP Intra (normality) 1 of 2

Appendix I Intrawell Prediction Limits - All Results (No Significant)

Plant Bowen Client: Southern Company Data: Bowen 1, 2, 9, & 10 Printed 6/8/2026, 4:38 PM

Constituent	Well	Upper Lim.	Lower Lim.	Date	Observ.	Sig.	Bg N	%NDs	ND Adj.	Transform	Alpha	Method
Beryllium (mg/L)	GWC-6	0.0004	n/a	2/20/2026	0.0004ND	No	46	91.3	n/a	n/a	0.0009151	NP Intra (NDs) 1 of 2
Beryllium (mg/L)	GWC-6RZ	0.0004	n/a	2/20/2026	0.0004ND	No	29	65.52	n/a	n/a	0.002172	NP Intra (NDs) 1 of 2
Beryllium (mg/L)	GWC-7Z	0.0004	n/a	2/19/2026	0.0004ND	No	46	95.65	n/a	n/a	0.0009151	NP Intra (NDs) 1 of 2
Beryllium (mg/L)	GWC-8RR	0.0064	n/a	2/19/2026	0.0004ND	No	46	86.96	n/a	n/a	0.0009151	NP Intra (NDs) 1 of 2
Beryllium (mg/L)	GWC-8Z	0.0016	n/a	2/19/2026	0.0004ND	No	49	81.63	n/a	n/a	0.0007934	NP Intra (NDs) 1 of 2
Beryllium (mg/L)	GWC-9	0.0014	n/a	2/18/2026	0.0004ND	No	46	52.17	n/a	n/a	0.0009151	NP Intra (NDs) 1 of 2
Beryllium (mg/L)	GWC-10	0.0024	n/a	2/19/2026	0.0004ND	No	46	65.22	n/a	n/a	0.0009151	NP Intra (NDs) 1 of 2
Beryllium (mg/L)	GWC-11	0.0004	n/a	2/19/2026	0.0004ND	No	46	97.83	n/a	n/a	0.0009151	NP Intra (NDs) 1 of 2
Beryllium (mg/L)	GWC-13	0.0004	n/a	2/19/2026	0.0004ND	No	46	71.74	n/a	n/a	0.0009151	NP Intra (NDs) 1 of 2
Beryllium (mg/L)	GWC-13RZ	0.0033	n/a	2/20/2026	0.0004ND	No	46	97.83	n/a	n/a	0.0009151	NP Intra (NDs) 1 of 2
Beryllium (mg/L)	GWC-14Z	0.0015	n/a	2/24/2026	0.0004ND	No	46	63.04	n/a	n/a	0.0009151	NP Intra (NDs) 1 of 2
Beryllium (mg/L)	GWC-44	0.0004	n/a	2/16/2026	0.0004ND	No	25	52	n/a	n/a	0.002832	NP Intra (NDs) 1 of 2
Beryllium (mg/L)	GWC-45R	0.0004	n/a	2/17/2026	0.0004ND	No	46	97.83	n/a	n/a	0.0009151	NP Intra (NDs) 1 of 2
Beryllium (mg/L)	GWC-47	0.0004	n/a	2/17/2026	0.0004ND	No	25	96	n/a	n/a	0.002832	NP Intra (NDs) 1 of 2
Beryllium (mg/L)	GWC-47R	0.0004	n/a	2/17/2026	0.0004ND	No	25	96	n/a	n/a	0.002832	NP Intra (NDs) 1 of 2
Beryllium (mg/L)	GWC-48	0.0005	n/a	2/17/2026	0.00028J	No	25	12	n/a	n/a	0.002832	NP Intra (normality) 1 of 2
Cadmium (mg/L)	GWA-1	0.0005	n/a	2/18/2026	0.0005ND	No	46	97.83	n/a	n/a	0.0009151	NP Intra (NDs) 1 of 2
Cadmium (mg/L)	GWA-39Z	0.0005	n/a	2/18/2026	0.0005ND	No	25	84	n/a	n/a	0.002832	NP Intra (NDs) 1 of 2
Cadmium (mg/L)	GWA-42	0.0003364	n/a	2/16/2026	0.00016J	No	25	12	None	sqrt(x)	0.0001266	Param Intra 1 of 2
Cadmium (mg/L)	GWA-43	0.0005	n/a	2/16/2026	0.0005ND	No	25	96	n/a	n/a	0.002832	NP Intra (NDs) 1 of 2
Cadmium (mg/L)	GWA-50	0.0005	n/a	2/17/2026	0.0005ND	No	40	95	n/a	n/a	0.001159	NP Intra (NDs) 1 of 2
Cadmium (mg/L)	GWC-5	0.0005	n/a	2/19/2026	0.0005ND	No	46	82.61	n/a	n/a	0.0009151	NP Intra (NDs) 1 of 2
Cadmium (mg/L)	GWC-6	0.0005	n/a	2/20/2026	0.0005ND	No	46	95.65	n/a	n/a	0.0009151	NP Intra (NDs) 1 of 2
Cadmium (mg/L)	GWC-7Z	0.0005	n/a	2/19/2026	0.0005ND	No	46	97.83	n/a	n/a	0.0009151	NP Intra (NDs) 1 of 2
Cadmium (mg/L)	GWC-8Z	0.0005	n/a	2/19/2026	0.0005ND	No	49	95.92	n/a	n/a	0.0007934	NP Intra (NDs) 1 of 2
Cadmium (mg/L)	GWC-10	0.0005	n/a	2/19/2026	0.0005ND	No	46	97.83	n/a	n/a	0.0009151	NP Intra (NDs) 1 of 2
Cadmium (mg/L)	GWC-10R	0.0005	n/a	2/19/2026	0.0005ND	No	46	97.83	n/a	n/a	0.0009151	NP Intra (NDs) 1 of 2
Cadmium (mg/L)	GWC-11R	0.00056	n/a	2/20/2026	0.0005ND	No	46	95.65	n/a	n/a	0.0009151	NP Intra (NDs) 1 of 2
Cadmium (mg/L)	GWC-12	0.0012	n/a	2/18/2026	0.0005J	No	47	46.81	n/a	n/a	0.0008745	NP Intra (normality) 1 of 2
Cadmium (mg/L)	GWC-14Z	0.0005	n/a	2/24/2026	0.0005ND	No	46	97.83	n/a	n/a	0.0009151	NP Intra (NDs) 1 of 2
Cadmium (mg/L)	GWC-15R	0.0005	n/a	2/24/2026	0.0005ND	No	46	89.13	n/a	n/a	0.0009151	NP Intra (NDs) 1 of 2
Cadmium (mg/L)	GWC-44	0.0005	n/a	2/16/2026	0.0005ND	No	25	96	n/a	n/a	0.002832	NP Intra (NDs) 1 of 2
Cadmium (mg/L)	GWC-45R	0.0005	n/a	2/17/2026	0.0005ND	No	46	95.65	n/a	n/a	0.0009151	NP Intra (NDs) 1 of 2
Cadmium (mg/L)	GWC-47	0.0005	n/a	2/17/2026	0.00014J	No	25	52	n/a	n/a	0.002832	NP Intra (NDs) 1 of 2
Cadmium (mg/L)	GWC-47R	0.0005	n/a	2/17/2026	0.0005ND	No	25	96	n/a	n/a	0.002832	NP Intra (NDs) 1 of 2
Cadmium (mg/L)	GWC-48	0.000459	n/a	2/17/2026	0.00025J	No	25	4	None	sqrt(x)	0.0001266	Param Intra 1 of 2
Cadmium (mg/L)	GWC-49Z	0.0005	n/a	2/17/2026	0.0005ND	No	25	72	n/a	n/a	0.002832	NP Intra (NDs) 1 of 2
Chromium (mg/L)	GWA-1	0.012	n/a	2/18/2026	0.00047J	No	43	79.07	n/a	n/a	0.001037	NP Intra (NDs) 1 of 2
Chromium (mg/L)	GWA-2	0.009	n/a	2/18/2026	0.00082J	No	43	67.44	n/a	n/a	0.001037	NP Intra (NDs) 1 of 2
Chromium (mg/L)	GWA-2R	0.012	n/a	2/18/2026	0.0004J	No	45	82.22	n/a	n/a	0.0009557	NP Intra (NDs) 1 of 2
Chromium (mg/L)	GWA-3A	0.012	n/a	2/17/2026	0.0008J	No	41	82.93	n/a	n/a	0.001118	NP Intra (NDs) 1 of 2
Chromium (mg/L)	GWA-4RZ	0.012	n/a	2/18/2026	0.005ND	No	39	82.05	n/a	n/a	0.001226	NP Intra (NDs) 1 of 2
Chromium (mg/L)	GWA-39RZ	0.005	n/a	2/18/2026	0.005ND	No	23	60.87	n/a	n/a	0.003415	NP Intra (NDs) 1 of 2
Chromium (mg/L)	GWA-39Z	0.005	n/a	2/18/2026	0.0004J	No	24	91.67	n/a	n/a	0.003124	NP Intra (NDs) 1 of 2
Chromium (mg/L)	GWA-40	0.005	n/a	2/16/2026	0.00064J	No	25	80	n/a	n/a	0.002832	NP Intra (NDs) 1 of 2
Chromium (mg/L)	GWA-41	0.015	n/a	2/16/2026	0.00044J	No	25	88	n/a	n/a	0.002832	NP Intra (NDs) 1 of 2
Chromium (mg/L)	GWA-41R	0.005	n/a	2/16/2026	0.00027J	No	25	92	n/a	n/a	0.002832	NP Intra (NDs) 1 of 2
Chromium (mg/L)	GWA-42	0.005	n/a	2/16/2026	0.00057J	No	25	96	n/a	n/a	0.002832	NP Intra (NDs) 1 of 2
Chromium (mg/L)	GWA-43	0.005	n/a	2/16/2026	0.00045J	No	25	76	n/a	n/a	0.002832	NP Intra (NDs) 1 of 2
Chromium (mg/L)	GWA-43R	0.005	n/a	2/16/2026	0.00063J	No	25	52	n/a	n/a	0.002832	NP Intra (NDs) 1 of 2
Chromium (mg/L)	GWA-50	0.005	n/a	2/17/2026	0.00025J	No	40	87.5	n/a	n/a	0.001159	NP Intra (NDs) 1 of 2
Chromium (mg/L)	GWA-50R	0.0053	n/a	2/17/2026	0.00034J	No	40	70	n/a	n/a	0.001159	NP Intra (NDs) 1 of 2
Chromium (mg/L)	GWC-5	0.016	n/a	2/19/2026	0.00048J	No	44	63.64	n/a	n/a	0.0009963	NP Intra (NDs) 1 of 2
Chromium (mg/L)	GWC-6	0.027	n/a	2/20/2026	0.00082J	No	45	17.78	n/a	n/a	0.0009557	NP Intra (normality) 1 of 2
Chromium (mg/L)	GWC-6RZ	0.003141	n/a	2/20/2026	0.0018J	No	28	10.71	None	No	0.0001266	Param Intra 1 of 2
Chromium (mg/L)	GWC-7Z	0.018	n/a	2/19/2026	0.0013J	No	43	60.47	n/a	n/a	0.001037	NP Intra (NDs) 1 of 2
Chromium (mg/L)	GWC-8RR	0.032	n/a	2/19/2026	0.00046J	No	46	36.96	n/a	n/a	0.0009151	NP Intra (normality) 1 of 2
Chromium (mg/L)	GWC-8Z	0.01255	n/a	2/19/2026	0.0015J	No	48	16.67	Kaplan-Meier	ln(x)	0.0001266	Param Intra 1 of 2
Chromium (mg/L)	GWC-9	0.018	n/a	2/18/2026	0.00034J	No	44	81.82	n/a	n/a	0.0009963	NP Intra (NDs) 1 of 2
Chromium (mg/L)	GWC-10	0.034	n/a	2/19/2026	0.0032J	No	45	44.44	n/a	n/a	0.0009557	NP Intra (normality) 1 of 2
Chromium (mg/L)	GWC-10R	0.01	n/a	2/19/2026	0.00035J	No	44	77.27	n/a	n/a	0.0009963	NP Intra (NDs) 1 of 2
Chromium (mg/L)	GWC-11	0.01313	n/a	2/19/2026	0.0096	No	45	28.89	Kaplan-Meier	No	0.0001266	Param Intra 1 of 2
Chromium (mg/L)	GWC-11R	0.00972	n/a	2/20/2026	0.0044J	No	24	0	None	No	0.0001266	Param Intra 1 of 2
Chromium (mg/L)	GWC-12	0.0057	n/a	2/18/2026	0.005ND	No	44	81.82	n/a	n/a	0.0009963	NP Intra (NDs) 1 of 2
Chromium (mg/L)	GWC-13	0.009571	n/a	2/19/2026	0.0041J	No	29	0	None	No	0.0001266	Param Intra 1 of 2

Appendix I Intrawell Prediction Limits - All Results (No Significant)

Plant Bowen Client: Southern Company Data: Bowen 1, 2, 9, & 10 Printed 6/8/2026, 4:38 PM

Constituent	Well	Upper Lim.	Lower Lim.	Date	Observ.	Sig.	Bg N	%NDs	ND Adj.	Transform	Alpha	Method
Chromium (mg/L)	GWC-13RZ	0.005	n/a	2/20/2026	0.005ND	No	45	75.56	n/a	n/a	0.0009557	NP Intra (NDs) 1 of 2
Chromium (mg/L)	GWC-14Z	0.016	n/a	2/24/2026	0.00024J	No	44	40.91	n/a	n/a	0.0009963	NP Intra (normality) 1 of 2
Chromium (mg/L)	GWC-15R	0.014	n/a	2/24/2026	0.00055J	No	45	62.22	n/a	n/a	0.0009557	NP Intra (NDs) 1 of 2
Chromium (mg/L)	GWC-15Z	0.027	n/a	2/24/2026	0.00063J	No	40	55	n/a	n/a	0.001159	NP Intra (NDs) 1 of 2
Chromium (mg/L)	GWC-44	0.005	n/a	2/16/2026	0.00034J	No	25	92	n/a	n/a	0.002832	NP Intra (NDs) 1 of 2
Chromium (mg/L)	GWC-45	0.0056	n/a	2/17/2026	0.00029J	No	42	90.48	n/a	n/a	0.001077	NP Intra (NDs) 1 of 2
Chromium (mg/L)	GWC-45R	0.025	n/a	2/17/2026	0.00054J	No	46	80.43	n/a	n/a	0.0009151	NP Intra (NDs) 1 of 2
Chromium (mg/L)	GWC-46R	0.008693	n/a	2/16/2026	0.0043J	No	27	7.407	None	No	0.0001266	Param Intra 1 of 2
Chromium (mg/L)	GWC-47	0.003113	n/a	2/17/2026	0.0022J	No	25	12	None	No	0.0001266	Param Intra 1 of 2
Chromium (mg/L)	GWC-47R	0.007149	n/a	2/17/2026	0.002J	No	24	4.167	None	x^(1/3)	0.0001266	Param Intra 1 of 2
Chromium (mg/L)	GWC-48	0.005	n/a	2/17/2026	0.0013J	No	25	24	n/a	n/a	0.002832	NP Intra (normality) 1 of 2
Chromium (mg/L)	GWC-49R	0.005	n/a	2/17/2026	0.0006J	No	25	68	n/a	n/a	0.002832	NP Intra (NDs) 1 of 2
Chromium (mg/L)	GWC-49Z	0.00778	n/a	2/17/2026	0.00032J	No	25	76	n/a	n/a	0.002832	NP Intra (NDs) 1 of 2
Cobalt (mg/L)	GWA-1	0.005	n/a	2/18/2026	0.005ND	No	46	82.61	n/a	n/a	0.0009151	NP Intra (NDs) 1 of 2
Cobalt (mg/L)	GWA-2	0.013	n/a	2/18/2026	0.005ND	No	46	93.48	n/a	n/a	0.0009151	NP Intra (NDs) 1 of 2
Cobalt (mg/L)	GWA-2R	0.005	n/a	2/18/2026	0.005ND	No	45	88.89	n/a	n/a	0.0009557	NP Intra (NDs) 1 of 2
Cobalt (mg/L)	GWA-3A	0.0057	n/a	2/17/2026	0.005ND	No	45	51.11	n/a	n/a	0.0009557	NP Intra (NDs) 1 of 2
Cobalt (mg/L)	GWA-4RZ	0.0216	n/a	2/18/2026	0.018	No	39	23.08	Kaplan-Meier	No	0.0001266	Param Intra 1 of 2
Cobalt (mg/L)	GWA-39Z	0.0114	n/a	2/18/2026	0.005ND	No	25	52	n/a	n/a	0.002832	NP Intra (NDs) 1 of 2
Cobalt (mg/L)	GWA-41R	0.005	n/a	2/16/2026	0.00047J	No	25	76	n/a	n/a	0.002832	NP Intra (NDs) 1 of 2
Cobalt (mg/L)	GWA-42	0.005	n/a	2/16/2026	0.005ND	No	25	88	n/a	n/a	0.002832	NP Intra (NDs) 1 of 2
Cobalt (mg/L)	GWA-43	0.005	n/a	2/16/2026	0.00015J	No	25	96	n/a	n/a	0.002832	NP Intra (NDs) 1 of 2
Cobalt (mg/L)	GWA-50R	0.005	n/a	2/17/2026	0.005ND	No	40	85	n/a	n/a	0.001159	NP Intra (NDs) 1 of 2
Cobalt (mg/L)	GWC-5	0.0073	n/a	2/19/2026	0.00015J	No	46	65.22	n/a	n/a	0.0009151	NP Intra (NDs) 1 of 2
Cobalt (mg/L)	GWC-6	0.005	n/a	2/20/2026	0.005ND	No	46	91.3	n/a	n/a	0.0009151	NP Intra (NDs) 1 of 2
Cobalt (mg/L)	GWC-7Z	0.0055	n/a	2/19/2026	0.00012J	No	46	47.83	n/a	n/a	0.0009151	NP Intra (normality) 1 of 2
Cobalt (mg/L)	GWC-8RR	0.016	n/a	2/19/2026	0.005ND	No	46	84.78	n/a	n/a	0.0009151	NP Intra (NDs) 1 of 2
Cobalt (mg/L)	GWC-8Z	0.018	n/a	2/19/2026	0.005ND	No	49	89.8	n/a	n/a	0.0007934	NP Intra (NDs) 1 of 2
Cobalt (mg/L)	GWC-9	0.0067	n/a	2/18/2026	0.00015J	No	45	68.89	n/a	n/a	0.0009557	NP Intra (NDs) 1 of 2
Cobalt (mg/L)	GWC-10	0.013	n/a	2/19/2026	0.00083J	No	46	52.17	n/a	n/a	0.0009151	NP Intra (NDs) 1 of 2
Cobalt (mg/L)	GWC-11	0.016	n/a	2/19/2026	0.005ND	No	46	84.78	n/a	n/a	0.0009151	NP Intra (NDs) 1 of 2
Cobalt (mg/L)	GWC-11R	0.005	n/a	2/20/2026	0.005ND	No	45	95.56	n/a	n/a	0.0009557	NP Intra (NDs) 1 of 2
Cobalt (mg/L)	GWC-12	0.01	n/a	2/18/2026	0.0034J	No	45	6.667	n/a	n/a	0.0009557	NP Intra (normality) 1 of 2
Cobalt (mg/L)	GWC-13	0.011	n/a	2/19/2026	0.00022J	No	46	89.13	n/a	n/a	0.0009151	NP Intra (NDs) 1 of 2
Cobalt (mg/L)	GWC-13RZ	0.0079	n/a	2/20/2026	0.005ND	No	46	97.83	n/a	n/a	0.0009151	NP Intra (NDs) 1 of 2
Cobalt (mg/L)	GWC-14Z	0.011	n/a	2/24/2026	0.005ND	No	46	84.78	n/a	n/a	0.0009151	NP Intra (NDs) 1 of 2
Cobalt (mg/L)	GWC-15R	0.005	n/a	2/24/2026	0.005ND	No	46	95.65	n/a	n/a	0.0009151	NP Intra (NDs) 1 of 2
Cobalt (mg/L)	GWC-15Z	0.005	n/a	2/24/2026	0.005ND	No	45	95.56	n/a	n/a	0.0009557	NP Intra (NDs) 1 of 2
Cobalt (mg/L)	GWC-44	0.002718	n/a	2/16/2026	0.0012J	No	25	8	None	No	0.0001266	Param Intra 1 of 2
Cobalt (mg/L)	GWC-45	0.014	n/a	2/17/2026	0.0017J	No	41	14.63	n/a	n/a	0.001118	NP Intra (normality) 1 of 2
Cobalt (mg/L)	GWC-45R	0.012	n/a	2/17/2026	0.005ND	No	46	95.65	n/a	n/a	0.0009151	NP Intra (NDs) 1 of 2
Cobalt (mg/L)	GWC-46R	0.005	n/a	2/16/2026	0.005ND	No	26	96.15	n/a	n/a	0.002667	NP Intra (NDs) 1 of 2
Cobalt (mg/L)	GWC-48	0.00501	n/a	2/17/2026	0.0035J	No	25	4	None	sqrt(x)	0.0001266	Param Intra 1 of 2
Cobalt (mg/L)	GWC-49Z	0.006335	n/a	2/17/2026	0.0025ND	No	25	12	None	No	0.0001266	Param Intra 1 of 2
Copper (mg/L)	GWA-1	0.0094	n/a	2/18/2026	0.005ND	No	41	65.85	n/a	n/a	0.001118	NP Intra (NDs) 1 of 2
Copper (mg/L)	GWA-2	0.013	n/a	2/18/2026	0.005ND	No	41	75.61	n/a	n/a	0.001118	NP Intra (NDs) 1 of 2
Copper (mg/L)	GWA-2R	0.013	n/a	2/18/2026	0.005ND	No	41	63.41	n/a	n/a	0.001118	NP Intra (NDs) 1 of 2
Copper (mg/L)	GWA-3A	0.005	n/a	2/17/2026	0.005ND	No	10	100	n/a	n/a	0.01476	NP Intra (NDs) 1 of 2
Copper (mg/L)	GWA-4RZ	0.02	n/a	2/18/2026	0.005ND	No	32	59.38	n/a	n/a	0.001803	NP Intra (NDs) 1 of 2
Copper (mg/L)	GWA-39RZ	0.011	n/a	2/18/2026	0.005ND	No	19	84.21	n/a	n/a	0.004832	NP Intra (NDs) 1 of 2
Copper (mg/L)	GWA-39Z	0.005	n/a	2/18/2026	0.005ND	No	24	83.33	n/a	n/a	0.003124	NP Intra (NDs) 1 of 2
Copper (mg/L)	GWA-40	0.005	n/a	2/16/2026	0.005ND	No	24	95.83	n/a	n/a	0.003124	NP Intra (NDs) 1 of 2
Copper (mg/L)	GWA-41	0.005	n/a	2/16/2026	0.005ND	No	24	83.33	n/a	n/a	0.003124	NP Intra (NDs) 1 of 2
Copper (mg/L)	GWA-41R	0.005	n/a	2/16/2026	0.005ND	No	24	50	n/a	n/a	0.003124	NP Intra (normality) 1 of 2
Copper (mg/L)	GWA-42	0.005	n/a	2/16/2026	0.00074J	No	24	91.67	n/a	n/a	0.003124	NP Intra (NDs) 1 of 2
Copper (mg/L)	GWA-43	0.005	n/a	2/16/2026	0.005ND	No	24	75	n/a	n/a	0.003124	NP Intra (NDs) 1 of 2
Copper (mg/L)	GWA-43R	0.005	n/a	2/16/2026	0.005ND	No	24	79.17	n/a	n/a	0.003124	NP Intra (NDs) 1 of 2
Copper (mg/L)	GWA-50	0.018	n/a	2/17/2026	0.0017J	No	35	11.43	n/a	n/a	0.001497	NP Intra (normality) 1 of 2
Copper (mg/L)	GWA-50R	0.014	n/a	2/17/2026	0.0033J	No	24	0	n/a	n/a	0.003124	NP Intra (normality) 1 of 2
Copper (mg/L)	GWC-5	0.03403	n/a	2/19/2026	0.018	No	22	0	None	No	0.0001266	Param Intra 1 of 2
Copper (mg/L)	GWC-6	0.0069	n/a	2/20/2026	0.005ND	No	41	70.73	n/a	n/a	0.001118	NP Intra (NDs) 1 of 2
Copper (mg/L)	GWC-6RZ	0.005	n/a	2/20/2026	0.005ND	No	24	95.83	n/a	n/a	0.003124	NP Intra (NDs) 1 of 2
Copper (mg/L)	GWC-7Z	0.033	n/a	2/19/2026	0.005ND	No	40	52.5	n/a	n/a	0.001159	NP Intra (NDs) 1 of 2
Copper (mg/L)	GWC-8RR	0.023	n/a	2/19/2026	0.005ND	No	41	75.61	n/a	n/a	0.001118	NP Intra (NDs) 1 of 2
Copper (mg/L)	GWC-8Z	0.007	n/a	2/19/2026	0.005ND	No	44	84.09	n/a	n/a	0.0009963	NP Intra (NDs) 1 of 2

Appendix I Intrawell Prediction Limits - All Results (No Significant)

Plant Bowen Client: Southern Company Data: Bowen 1, 2, 9, & 10 Printed 6/8/2026, 4:38 PM

Constituent	Well	Upper Lim.	Lower Lim.	Date	Observ.	Sig.	Bg N	%NDs	ND Adj.	Transform	Alpha	Method
Copper (mg/L)	GWC-9	0.01	n/a	2/18/2026	0.005ND	No	41	73.17	n/a	n/a	0.001118	NP Intra (NDs) 1 of 2
Copper (mg/L)	GWC-10	0.006	n/a	2/19/2026	0.005ND	No	41	80.49	n/a	n/a	0.001118	NP Intra (NDs) 1 of 2
Copper (mg/L)	GWC-10R	0.007	n/a	2/19/2026	0.005ND	No	41	85.37	n/a	n/a	0.001118	NP Intra (NDs) 1 of 2
Copper (mg/L)	GWC-11	0.013	n/a	2/19/2026	0.005ND	No	41	87.8	n/a	n/a	0.001118	NP Intra (NDs) 1 of 2
Copper (mg/L)	GWC-11R	0.019	n/a	2/20/2026	0.005ND	No	41	75.61	n/a	n/a	0.001118	NP Intra (NDs) 1 of 2
Copper (mg/L)	GWC-12	0.0067	n/a	2/18/2026	0.005ND	No	41	75.61	n/a	n/a	0.001118	NP Intra (NDs) 1 of 2
Copper (mg/L)	GWC-13	0.005	n/a	2/19/2026	0.005ND	No	41	82.93	n/a	n/a	0.001118	NP Intra (NDs) 1 of 2
Copper (mg/L)	GWC-13RZ	0.013	n/a	2/20/2026	0.005ND	No	40	77.5	n/a	n/a	0.001159	NP Intra (NDs) 1 of 2
Copper (mg/L)	GWC-14Z	0.0056	n/a	2/24/2026	0.005ND	No	41	78.05	n/a	n/a	0.001118	NP Intra (NDs) 1 of 2
Copper (mg/L)	GWC-15R	0.02	n/a	2/24/2026	0.005ND	No	41	78.05	n/a	n/a	0.001118	NP Intra (NDs) 1 of 2
Copper (mg/L)	GWC-15Z	0.021	n/a	2/24/2026	0.005ND	No	40	77.5	n/a	n/a	0.001159	NP Intra (NDs) 1 of 2
Copper (mg/L)	GWC-44	0.0054	n/a	2/16/2026	0.005ND	No	24	62.5	n/a	n/a	0.003124	NP Intra (NDs) 1 of 2
Copper (mg/L)	GWC-45	0.018	n/a	2/17/2026	0.00074J	No	43	69.77	n/a	n/a	0.001037	NP Intra (NDs) 1 of 2
Copper (mg/L)	GWC-45R	0.016	n/a	2/17/2026	0.005ND	No	45	82.22	n/a	n/a	0.0009557	NP Intra (NDs) 1 of 2
Copper (mg/L)	GWC-46R	0.005	n/a	2/16/2026	0.005ND	No	25	96	n/a	n/a	0.002832	NP Intra (NDs) 1 of 2
Copper (mg/L)	GWC-47	0.005	n/a	2/17/2026	0.005ND	No	24	87.5	n/a	n/a	0.003124	NP Intra (NDs) 1 of 2
Copper (mg/L)	GWC-47R	0.005	n/a	2/17/2026	0.005ND	No	24	79.17	n/a	n/a	0.003124	NP Intra (NDs) 1 of 2
Copper (mg/L)	GWC-48	0.005	n/a	2/17/2026	0.005ND	No	24	75	n/a	n/a	0.003124	NP Intra (NDs) 1 of 2
Copper (mg/L)	GWC-49Z	0.005	n/a	2/17/2026	0.005ND	No	24	75	n/a	n/a	0.003124	NP Intra (NDs) 1 of 2
Lead (mg/L)	GWA-1	0.0028	n/a	2/18/2026	0.001ND	No	46	78.26	n/a	n/a	0.0009151	NP Intra (NDs) 1 of 2
Lead (mg/L)	GWA-2	0.001	n/a	2/18/2026	0.001ND	No	46	93.48	n/a	n/a	0.0009151	NP Intra (NDs) 1 of 2
Lead (mg/L)	GWA-2R	0.001	n/a	2/18/2026	0.001ND	No	46	93.48	n/a	n/a	0.0009151	NP Intra (NDs) 1 of 2
Lead (mg/L)	GWA-3A	0.001	n/a	2/17/2026	0.001ND	No	45	97.78	n/a	n/a	0.0009557	NP Intra (NDs) 1 of 2
Lead (mg/L)	GWA-4RZ	0.0044	n/a	2/18/2026	0.001ND	No	39	92.31	n/a	n/a	0.001226	NP Intra (NDs) 1 of 2
Lead (mg/L)	GWA-39RZ	0.001	n/a	2/18/2026	0.001ND	No	23	73.91	n/a	n/a	0.003415	NP Intra (NDs) 1 of 2
Lead (mg/L)	GWA-39Z	0.001	n/a	2/18/2026	0.001ND	No	25	80	n/a	n/a	0.002832	NP Intra (NDs) 1 of 2
Lead (mg/L)	GWA-40	0.001	n/a	2/16/2026	0.001ND	No	25	80	n/a	n/a	0.002832	NP Intra (NDs) 1 of 2
Lead (mg/L)	GWA-41	0.001	n/a	2/16/2026	0.001ND	No	25	96	n/a	n/a	0.002832	NP Intra (NDs) 1 of 2
Lead (mg/L)	GWA-41R	0.001	n/a	2/16/2026	0.001ND	No	25	76	n/a	n/a	0.002832	NP Intra (NDs) 1 of 2
Lead (mg/L)	GWA-42	0.001	n/a	2/16/2026	0.001ND	No	25	88	n/a	n/a	0.002832	NP Intra (NDs) 1 of 2
Lead (mg/L)	GWA-43	0.001	n/a	2/16/2026	0.001ND	No	25	72	n/a	n/a	0.002832	NP Intra (NDs) 1 of 2
Lead (mg/L)	GWA-43R	0.0038	n/a	2/16/2026	0.001ND	No	25	72	n/a	n/a	0.002832	NP Intra (NDs) 1 of 2
Lead (mg/L)	GWA-50	0.001	n/a	2/17/2026	0.001ND	No	40	92.5	n/a	n/a	0.001159	NP Intra (NDs) 1 of 2
Lead (mg/L)	GWC-5	0.001	n/a	2/19/2026	0.001ND	No	46	97.83	n/a	n/a	0.0009151	NP Intra (NDs) 1 of 2
Lead (mg/L)	GWC-6	0.001	n/a	2/20/2026	0.001ND	No	46	86.96	n/a	n/a	0.0009151	NP Intra (NDs) 1 of 2
Lead (mg/L)	GWC-6RZ	0.001	n/a	2/20/2026	0.001ND	No	29	89.66	n/a	n/a	0.002172	NP Intra (NDs) 1 of 2
Lead (mg/L)	GWC-7Z	0.001	n/a	2/19/2026	0.001ND	No	46	80.43	n/a	n/a	0.0009151	NP Intra (NDs) 1 of 2
Lead (mg/L)	GWC-8RR	0.001	n/a	2/19/2026	0.001ND	No	45	93.33	n/a	n/a	0.0009557	NP Intra (NDs) 1 of 2
Lead (mg/L)	GWC-8Z	0.001	n/a	2/19/2026	0.001ND	No	49	73.47	n/a	n/a	0.0007934	NP Intra (NDs) 1 of 2
Lead (mg/L)	GWC-9	0.0012	n/a	2/18/2026	0.001ND	No	46	76.09	n/a	n/a	0.0009151	NP Intra (NDs) 1 of 2
Lead (mg/L)	GWC-10	0.001	n/a	2/19/2026	0.001ND	No	46	97.83	n/a	n/a	0.0009151	NP Intra (NDs) 1 of 2
Lead (mg/L)	GWC-10R	0.001	n/a	2/19/2026	0.001ND	No	46	97.83	n/a	n/a	0.0009151	NP Intra (NDs) 1 of 2
Lead (mg/L)	GWC-11	0.001	n/a	2/19/2026	0.001ND	No	46	93.48	n/a	n/a	0.0009151	NP Intra (NDs) 1 of 2
Lead (mg/L)	GWC-11R	0.001	n/a	2/20/2026	0.001ND	No	46	93.48	n/a	n/a	0.0009151	NP Intra (NDs) 1 of 2
Lead (mg/L)	GWC-12	0.001	n/a	2/18/2026	0.001ND	No	46	97.83	n/a	n/a	0.0009151	NP Intra (NDs) 1 of 2
Lead (mg/L)	GWC-13	0.001	n/a	2/19/2026	0.001ND	No	46	78.26	n/a	n/a	0.0009151	NP Intra (NDs) 1 of 2
Lead (mg/L)	GWC-13RZ	0.001	n/a	2/20/2026	0.001ND	No	45	91.11	n/a	n/a	0.0009557	NP Intra (NDs) 1 of 2
Lead (mg/L)	GWC-14Z	0.001	n/a	2/24/2026	0.001ND	No	46	95.65	n/a	n/a	0.0009151	NP Intra (NDs) 1 of 2
Lead (mg/L)	GWC-15R	0.0011	n/a	2/24/2026	0.001ND	No	46	65.22	n/a	n/a	0.0009151	NP Intra (NDs) 1 of 2
Lead (mg/L)	GWC-15Z	0.001	n/a	2/24/2026	0.001ND	No	46	91.3	n/a	n/a	0.0009151	NP Intra (NDs) 1 of 2
Lead (mg/L)	GWC-44	0.001028	n/a	2/16/2026	0.001ND	No	25	28	Kaplan-Meier	sqrt(x)	0.0001266	Param Intra 1 of 2
Lead (mg/L)	GWC-45	0.001	n/a	2/17/2026	0.001ND	No	44	72.73	n/a	n/a	0.0009963	NP Intra (NDs) 1 of 2
Lead (mg/L)	GWC-45R	0.001	n/a	2/17/2026	0.001ND	No	46	89.13	n/a	n/a	0.0009151	NP Intra (NDs) 1 of 2
Lead (mg/L)	GWC-47	0.001	n/a	2/17/2026	0.001ND	No	25	80	n/a	n/a	0.002832	NP Intra (NDs) 1 of 2
Lead (mg/L)	GWC-47R	0.001	n/a	2/17/2026	0.001ND	No	25	84	n/a	n/a	0.002832	NP Intra (NDs) 1 of 2
Lead (mg/L)	GWC-48	0.001	n/a	2/17/2026	0.001ND	No	25	88	n/a	n/a	0.002832	NP Intra (NDs) 1 of 2
Lead (mg/L)	GWC-49Z	0.001	n/a	2/17/2026	0.001ND	No	25	72	n/a	n/a	0.002832	NP Intra (NDs) 1 of 2
Nickel (mg/L)	GWA-1	0.024	n/a	2/18/2026	0.005ND	No	40	75	n/a	n/a	0.001159	NP Intra (NDs) 1 of 2
Nickel (mg/L)	GWA-2	0.02	n/a	2/18/2026	0.005ND	No	39	76.92	n/a	n/a	0.001226	NP Intra (NDs) 1 of 2
Nickel (mg/L)	GWA-2R	0.0093	n/a	2/18/2026	0.005ND	No	40	82.5	n/a	n/a	0.001159	NP Intra (NDs) 1 of 2
Nickel (mg/L)	GWA-3A	0.005	n/a	2/17/2026	0.005ND	No	10	100	n/a	n/a	0.01476	NP Intra (NDs) 1 of 2
Nickel (mg/L)	GWA-4RZ	0.011	n/a	2/18/2026	0.005ND	No	32	62.5	n/a	n/a	0.001803	NP Intra (NDs) 1 of 2
Nickel (mg/L)	GWA-39RZ	0.005	n/a	2/18/2026	0.005ND	No	19	84.21	n/a	n/a	0.004832	NP Intra (NDs) 1 of 2
Nickel (mg/L)	GWA-39Z	0.0149	n/a	2/18/2026	0.005ND	No	23	47.83	n/a	n/a	0.003415	NP Intra (normality) 1 of 2
Nickel (mg/L)	GWA-40	0.005	n/a	2/16/2026	0.005ND	No	24	95.83	n/a	n/a	0.003124	NP Intra (NDs) 1 of 2

Appendix I Intrawell Prediction Limits - All Results (No Significant)

Plant Bowen Client: Southern Company Data: Bowen 1, 2, 9, & 10 Printed 6/8/2026, 4:38 PM

Constituent	Well	Upper Lim.	Lower Lim.	Date	Observ.	Sig.	Bg N	%NDs	ND Adj.	Transform	Alpha	Method
Nickel (mg/L)	GWA-41	0.0089	n/a	2/16/2026	0.005ND	No	24	62.5	n/a	n/a	0.003124	NP Intra (NDs) 1 of 2
Nickel (mg/L)	GWA-41R	0.005	n/a	2/16/2026	0.005ND	No	24	58.33	n/a	n/a	0.003124	NP Intra (NDs) 1 of 2
Nickel (mg/L)	GWA-42	0.005	n/a	2/16/2026	0.0015J	No	24	16.67	n/a	n/a	0.003124	NP Intra (normality) 1 of 2
Nickel (mg/L)	GWA-43	0.005	n/a	2/16/2026	0.005ND	No	24	50	n/a	n/a	0.003124	NP Intra (normality) 1 of 2
Nickel (mg/L)	GWA-43R	0.005	n/a	2/16/2026	0.005ND	No	24	91.67	n/a	n/a	0.003124	NP Intra (NDs) 1 of 2
Nickel (mg/L)	GWA-50	0.005	n/a	2/17/2026	0.005ND	No	35	45.71	n/a	n/a	0.001497	NP Intra (normality) 1 of 2
Nickel (mg/L)	GWA-50R	0.005406	n/a	2/17/2026	0.005ND	No	24	16.67	Kaplan-Meier	ln(x)	0.0001266	Param Intra 1 of 2
Nickel (mg/L)	GWC-5	0.051	n/a	2/19/2026	0.0088	No	41	0	n/a	n/a	0.001118	NP Intra (normality) 1 of 2
Nickel (mg/L)	GWC-6	0.022	n/a	2/20/2026	0.005ND	No	40	65	n/a	n/a	0.001159	NP Intra (NDs) 1 of 2
Nickel (mg/L)	GWC-7Z	0.048	n/a	2/19/2026	0.005ND	No	39	51.28	n/a	n/a	0.001226	NP Intra (NDs) 1 of 2
Nickel (mg/L)	GWC-8RR	0.039	n/a	2/19/2026	0.005ND	No	41	73.17	n/a	n/a	0.001118	NP Intra (NDs) 1 of 2
Nickel (mg/L)	GWC-8Z	0.043	n/a	2/19/2026	0.005ND	No	44	77.27	n/a	n/a	0.0009963	NP Intra (NDs) 1 of 2
Nickel (mg/L)	GWC-9	0.014	n/a	2/18/2026	0.005ND	No	39	35.9	n/a	n/a	0.001226	NP Intra (normality) 1 of 2
Nickel (mg/L)	GWC-10	0.032	n/a	2/19/2026	0.005ND	No	41	48.78	n/a	n/a	0.001118	NP Intra (normality) 1 of 2
Nickel (mg/L)	GWC-10R	0.006	n/a	2/19/2026	0.005ND	No	40	82.5	n/a	n/a	0.001159	NP Intra (NDs) 1 of 2
Nickel (mg/L)	GWC-11	0.0087	n/a	2/19/2026	0.005ND	No	41	87.8	n/a	n/a	0.001118	NP Intra (NDs) 1 of 2
Nickel (mg/L)	GWC-11R	0.005	n/a	2/20/2026	0.005ND	No	41	95.12	n/a	n/a	0.001118	NP Intra (NDs) 1 of 2
Nickel (mg/L)	GWC-12	0.029	n/a	2/18/2026	0.0028J	No	41	31.71	n/a	n/a	0.001118	NP Intra (normality) 1 of 2
Nickel (mg/L)	GWC-13	0.015	n/a	2/19/2026	0.005ND	No	41	78.05	n/a	n/a	0.001118	NP Intra (NDs) 1 of 2
Nickel (mg/L)	GWC-13RZ	0.005	n/a	2/20/2026	0.005ND	No	39	82.05	n/a	n/a	0.001226	NP Intra (NDs) 1 of 2
Nickel (mg/L)	GWC-14Z	0.011	n/a	2/24/2026	0.005ND	No	41	70.73	n/a	n/a	0.001118	NP Intra (NDs) 1 of 2
Nickel (mg/L)	GWC-15R	0.0096	n/a	2/24/2026	0.005ND	No	40	60	n/a	n/a	0.001159	NP Intra (NDs) 1 of 2
Nickel (mg/L)	GWC-15Z	0.019	n/a	2/24/2026	0.005ND	No	40	85	n/a	n/a	0.001159	NP Intra (NDs) 1 of 2
Nickel (mg/L)	GWC-44	0.005	n/a	2/16/2026	0.005ND	No	24	62.5	n/a	n/a	0.003124	NP Intra (NDs) 1 of 2
Nickel (mg/L)	GWC-45	0.0099	n/a	2/17/2026	0.0013J	No	41	29.27	n/a	n/a	0.001118	NP Intra (normality) 1 of 2
Nickel (mg/L)	GWC-45R	0.0087	n/a	2/17/2026	0.005ND	No	44	88.64	n/a	n/a	0.0009963	NP Intra (NDs) 1 of 2
Nickel (mg/L)	GWC-46R	0.005	n/a	2/16/2026	0.005ND	No	25	96	n/a	n/a	0.002832	NP Intra (NDs) 1 of 2
Nickel (mg/L)	GWC-47	0.005	n/a	2/17/2026	0.005ND	No	24	95.83	n/a	n/a	0.003124	NP Intra (NDs) 1 of 2
Nickel (mg/L)	GWC-47R	0.005	n/a	2/17/2026	0.005ND	No	24	75	n/a	n/a	0.003124	NP Intra (NDs) 1 of 2
Nickel (mg/L)	GWC-48	0.007421	n/a	2/17/2026	0.0072	No	20	5	None	No	0.0001266	Param Intra 1 of 2
Nickel (mg/L)	GWC-49R	0.005	n/a	2/17/2026	0.005ND	No	24	95.83	n/a	n/a	0.003124	NP Intra (NDs) 1 of 2
Nickel (mg/L)	GWC-49Z	0.005949	n/a	2/17/2026	0.0016J	No	24	8.333	None	No	0.0001266	Param Intra 1 of 2
Selenium (mg/L)	GWA-2	0.005	n/a	2/18/2026	0.00066J	No	46	86.96	n/a	n/a	0.0009151	NP Intra (NDs) 1 of 2
Selenium (mg/L)	GWA-2R	0.005	n/a	2/18/2026	0.005ND	No	46	97.83	n/a	n/a	0.0009151	NP Intra (NDs) 1 of 2
Selenium (mg/L)	GWA-4RZ	0.005	n/a	2/18/2026	0.00056J	No	39	100	n/a	n/a	0.001226	NP Intra (NDs) 1 of 2
Selenium (mg/L)	GWA-43	0.005	n/a	2/16/2026	0.005ND	No	25	96	n/a	n/a	0.002832	NP Intra (NDs) 1 of 2
Selenium (mg/L)	GWC-5	0.0072	n/a	2/19/2026	0.005ND	No	45	91.11	n/a	n/a	0.0009557	NP Intra (NDs) 1 of 2
Selenium (mg/L)	GWC-6RZ	0.005	n/a	2/20/2026	0.005ND	No	29	96.55	n/a	n/a	0.002172	NP Intra (NDs) 1 of 2
Selenium (mg/L)	GWC-8Z	0.0089	n/a	2/19/2026	0.005ND	No	49	97.96	n/a	n/a	0.0007934	NP Intra (NDs) 1 of 2
Selenium (mg/L)	GWC-9	0.005	n/a	2/18/2026	0.0006J	No	46	95.65	n/a	n/a	0.0009151	NP Intra (NDs) 1 of 2
Selenium (mg/L)	GWC-13	0.0074	n/a	2/19/2026	0.0013J	No	46	65.22	n/a	n/a	0.0009151	NP Intra (NDs) 1 of 2
Selenium (mg/L)	GWC-13RZ	0.005	n/a	2/20/2026	0.00053J	No	46	89.13	n/a	n/a	0.0009151	NP Intra (NDs) 1 of 2
Selenium (mg/L)	GWC-14Z	0.005	n/a	2/24/2026	0.005ND	No	46	95.65	n/a	n/a	0.0009151	NP Intra (NDs) 1 of 2
Selenium (mg/L)	GWC-15R	0.005	n/a	2/24/2026	0.005ND	No	46	97.83	n/a	n/a	0.0009151	NP Intra (NDs) 1 of 2
Selenium (mg/L)	GWC-44	0.0068	n/a	2/16/2026	0.005ND	No	25	52	n/a	n/a	0.002832	NP Intra (NDs) 1 of 2
Selenium (mg/L)	GWC-46R	0.005	n/a	2/16/2026	0.005ND	No	26	96.15	n/a	n/a	0.002667	NP Intra (NDs) 1 of 2
Selenium (mg/L)	GWC-47	0.005	n/a	2/17/2026	0.00051J	No	25	100	n/a	n/a	0.002832	NP Intra (NDs) 1 of 2
Selenium (mg/L)	GWC-48	0.0069	n/a	2/17/2026	0.0014J	No	26	73.08	n/a	n/a	0.002667	NP Intra (NDs) 1 of 2
Silver (mg/L)	GWA-50	0.005	n/a	2/17/2026	0.00056J	No	35	62.86	n/a	n/a	0.001497	NP Intra (NDs) 1 of 2
Silver (mg/L)	GWA-50R	0.004118	n/a	2/17/2026	0.0015	No	35	22.86	Kaplan-Meier	No	0.0001266	Param Intra 1 of 2
Silver (mg/L)	GWC-12	0.0046	n/a	2/18/2026	0.001ND	No	41	97.56	n/a	n/a	0.001118	NP Intra (NDs) 1 of 2
Silver (mg/L)	GWC-13RZ	0.0026	n/a	2/20/2026	0.001ND	No	40	97.5	n/a	n/a	0.001159	NP Intra (NDs) 1 of 2
Silver (mg/L)	GWC-45	0.0025	n/a	2/17/2026	0.001ND	No	45	97.78	n/a	n/a	0.0009557	NP Intra (NDs) 1 of 2
Silver (mg/L)	GWC-45R	0.0028	n/a	2/17/2026	0.001ND	No	45	97.78	n/a	n/a	0.0009557	NP Intra (NDs) 1 of 2
Vanadium (mg/L)	GWA-1	0.0099	n/a	2/18/2026	0.0012J	No	41	92.68	n/a	n/a	0.001118	NP Intra (NDs) 1 of 2
Vanadium (mg/L)	GWA-2	0.0051	n/a	2/18/2026	0.005ND	No	40	87.5	n/a	n/a	0.001159	NP Intra (NDs) 1 of 2
Vanadium (mg/L)	GWA-2R	0.0078	n/a	2/18/2026	0.005ND	No	41	85.37	n/a	n/a	0.001118	NP Intra (NDs) 1 of 2
Vanadium (mg/L)	GWA-3A	0.005	n/a	2/17/2026	0.005ND	No	40	95	n/a	n/a	0.001159	NP Intra (NDs) 1 of 2
Vanadium (mg/L)	GWA-4RZ	0.01	n/a	2/18/2026	0.005ND	No	32	78.13	n/a	n/a	0.001803	NP Intra (NDs) 1 of 2
Vanadium (mg/L)	GWA-39RZ	0.005	n/a	2/18/2026	0.005ND	No	19	89.47	n/a	n/a	0.004832	NP Intra (NDs) 1 of 2
Vanadium (mg/L)	GWA-41R	0.005	n/a	2/16/2026	0.005ND	No	24	95.83	n/a	n/a	0.003124	NP Intra (NDs) 1 of 2
Vanadium (mg/L)	GWA-42	0.005	n/a	2/16/2026	0.005ND	No	24	95.83	n/a	n/a	0.003124	NP Intra (NDs) 1 of 2
Vanadium (mg/L)	GWA-43	0.005	n/a	2/16/2026	0.005ND	No	24	91.67	n/a	n/a	0.003124	NP Intra (NDs) 1 of 2
Vanadium (mg/L)	GWA-43R	0.005	n/a	2/16/2026	0.005ND	No	24	87.5	n/a	n/a	0.003124	NP Intra (NDs) 1 of 2
Vanadium (mg/L)	GWA-50R	0.0065	n/a	2/17/2026	0.005ND	No	35	80	n/a	n/a	0.001497	NP Intra (NDs) 1 of 2

Appendix I Intrawell Prediction Limits - All Results (No Significant)

Plant Bowen Client: Southern Company Data: Bowen 1, 2, 9, & 10 Printed 6/8/2026, 4:38 PM

Constituent	Well	Upper Lim.	Lower Lim.	Date	Observ.	Sig.	Bg N	%NDs	ND Adj.	Transform	Alpha	Method
Vanadium (mg/L)	GWC-5	0.005	n/a	2/19/2026	0.005ND	No	41	90.24	n/a	n/a	0.001118	NP Intra (NDs) 1 of 2
Vanadium (mg/L)	GWC-6	0.007	n/a	2/20/2026	0.0012J	No	41	78.05	n/a	n/a	0.001118	NP Intra (NDs) 1 of 2
Vanadium (mg/L)	GWC-7Z	0.0061	n/a	2/19/2026	0.005ND	No	40	75	n/a	n/a	0.001159	NP Intra (NDs) 1 of 2
Vanadium (mg/L)	GWC-8RR	0.011	n/a	2/19/2026	0.0018J	No	37	75.68	n/a	n/a	0.001361	NP Intra (NDs) 1 of 2
Vanadium (mg/L)	GWC-8Z	0.012	n/a	2/19/2026	0.005ND	No	44	56.82	n/a	n/a	0.0009963	NP Intra (NDs) 1 of 2
Vanadium (mg/L)	GWC-9	0.0065	n/a	2/18/2026	0.005ND	No	41	85.37	n/a	n/a	0.001118	NP Intra (NDs) 1 of 2
Vanadium (mg/L)	GWC-10	0.0082	n/a	2/19/2026	0.005ND	No	41	90.24	n/a	n/a	0.001118	NP Intra (NDs) 1 of 2
Vanadium (mg/L)	GWC-11	0.005	n/a	2/19/2026	0.005ND	No	41	92.68	n/a	n/a	0.001118	NP Intra (NDs) 1 of 2
Vanadium (mg/L)	GWC-11R	0.0079	n/a	2/20/2026	0.005ND	No	40	65	n/a	n/a	0.001159	NP Intra (NDs) 1 of 2
Vanadium (mg/L)	GWC-12	0.0082	n/a	2/18/2026	0.005ND	No	41	80.49	n/a	n/a	0.001118	NP Intra (NDs) 1 of 2
Vanadium (mg/L)	GWC-13	0.0064	n/a	2/19/2026	0.0017J	No	40	57.5	n/a	n/a	0.001159	NP Intra (NDs) 1 of 2
Vanadium (mg/L)	GWC-13RZ	0.011	n/a	2/20/2026	0.005ND	No	38	73.68	n/a	n/a	0.001294	NP Intra (NDs) 1 of 2
Vanadium (mg/L)	GWC-14Z	0.012	n/a	2/24/2026	0.005ND	No	41	78.05	n/a	n/a	0.001118	NP Intra (NDs) 1 of 2
Vanadium (mg/L)	GWC-15R	0.005	n/a	2/24/2026	0.005ND	No	41	97.56	n/a	n/a	0.001118	NP Intra (NDs) 1 of 2
Vanadium (mg/L)	GWC-15Z	0.012	n/a	2/24/2026	0.005ND	No	31	67.74	n/a	n/a	0.001905	NP Intra (NDs) 1 of 2
Vanadium (mg/L)	GWC-44	0.005	n/a	2/16/2026	0.005ND	No	24	91.67	n/a	n/a	0.003124	NP Intra (NDs) 1 of 2
Vanadium (mg/L)	GWC-45	0.0094	n/a	2/17/2026	0.005ND	No	45	84.44	n/a	n/a	0.0009557	NP Intra (NDs) 1 of 2
Vanadium (mg/L)	GWC-45R	0.005	n/a	2/17/2026	0.005ND	No	45	97.78	n/a	n/a	0.0009557	NP Intra (NDs) 1 of 2
Vanadium (mg/L)	GWC-47R	0.005	n/a	2/17/2026	0.005ND	No	24	95.83	n/a	n/a	0.003124	NP Intra (NDs) 1 of 2
Vanadium (mg/L)	GWC-48	0.005	n/a	2/17/2026	0.005ND	No	24	95.83	n/a	n/a	0.003124	NP Intra (NDs) 1 of 2
Zinc (mg/L)	GWA-1	0.014	n/a	2/18/2026	0.01ND	No	38	34.21	n/a	n/a	0.001294	NP Intra (normality) 1 of 2
Zinc (mg/L)	GWA-2	0.027	n/a	2/18/2026	0.01ND	No	39	51.28	n/a	n/a	0.001226	NP Intra (NDs) 1 of 2
Zinc (mg/L)	GWA-2R	0.063	n/a	2/18/2026	0.01ND	No	41	48.78	n/a	n/a	0.001118	NP Intra (normality) 1 of 2
Zinc (mg/L)	GWA-3A	0.01	n/a	2/17/2026	0.0017J	No	10	100	n/a	n/a	0.01476	NP Intra (NDs) 1 of 2
Zinc (mg/L)	GWA-4RZ	0.01824	n/a	2/18/2026	0.0024J	No	32	40.63	Kaplan-Meier	sqrt(x)	0.0001266	Param Intra 1 of 2
Zinc (mg/L)	GWA-39RZ	0.01	n/a	2/18/2026	0.01ND	No	19	57.89	n/a	n/a	0.004832	NP Intra (NDs) 1 of 2
Zinc (mg/L)	GWA-39Z	0.01	n/a	2/18/2026	0.01ND	No	24	45.83	n/a	n/a	0.003124	NP Intra (normality) 1 of 2
Zinc (mg/L)	GWA-40	0.01	n/a	2/16/2026	0.01ND	No	24	70.83	n/a	n/a	0.003124	NP Intra (NDs) 1 of 2
Zinc (mg/L)	GWA-41	0.01	n/a	2/16/2026	0.01ND	No	24	70.83	n/a	n/a	0.003124	NP Intra (NDs) 1 of 2
Zinc (mg/L)	GWA-41R	0.01	n/a	2/16/2026	0.01ND	No	24	58.33	n/a	n/a	0.003124	NP Intra (NDs) 1 of 2
Zinc (mg/L)	GWA-42	0.01567	n/a	2/16/2026	0.01	No	24	12.5	None	x^(1/3)	0.0001266	Param Intra 1 of 2
Zinc (mg/L)	GWA-43	0.01	n/a	2/16/2026	0.0019J	No	24	54.17	n/a	n/a	0.003124	NP Intra (NDs) 1 of 2
Zinc (mg/L)	GWA-43R	0.01	n/a	2/16/2026	0.01ND	No	24	54.17	n/a	n/a	0.003124	NP Intra (NDs) 1 of 2
Zinc (mg/L)	GWA-50	0.01	n/a	2/17/2026	0.0015J	No	34	41.18	n/a	n/a	0.001599	NP Intra (normality) 1 of 2
Zinc (mg/L)	GWA-50R	0.01806	n/a	2/17/2026	0.0019J	No	31	41.94	Kaplan-Meier	No	0.0001266	Param Intra 1 of 2
Zinc (mg/L)	GWC-5	0.06231	n/a	2/19/2026	0.026	No	22	0	None	No	0.0001266	Param Intra 1 of 2
Zinc (mg/L)	GWC-6	0.021	n/a	2/20/2026	0.01ND	No	36	47.22	n/a	n/a	0.001429	NP Intra (normality) 1 of 2
Zinc (mg/L)	GWC-6RZ	0.01	n/a	2/20/2026	0.01ND	No	24	58.33	n/a	n/a	0.003124	NP Intra (NDs) 1 of 2
Zinc (mg/L)	GWC-7Z	0.066	n/a	2/19/2026	0.01ND	No	39	33.33	n/a	n/a	0.001226	NP Intra (normality) 1 of 2
Zinc (mg/L)	GWC-8RR	0.098	n/a	2/19/2026	0.01ND	No	40	42.5	n/a	n/a	0.001159	NP Intra (normality) 1 of 2
Zinc (mg/L)	GWC-8Z	0.074	n/a	2/19/2026	0.0015J	No	44	40.91	n/a	n/a	0.0009963	NP Intra (normality) 1 of 2
Zinc (mg/L)	GWC-9	0.01844	n/a	2/18/2026	0.0015J	No	37	27.03	Kaplan-Meier	sqrt(x)	0.0001266	Param Intra 1 of 2
Zinc (mg/L)	GWC-10	0.057	n/a	2/19/2026	0.0015J	No	41	41.46	n/a	n/a	0.001118	NP Intra (normality) 1 of 2
Zinc (mg/L)	GWC-10R	0.063	n/a	2/19/2026	0.01ND	No	41	46.34	n/a	n/a	0.001118	NP Intra (normality) 1 of 2
Zinc (mg/L)	GWC-11	0.015	n/a	2/19/2026	0.01ND	No	41	65.85	n/a	n/a	0.001118	NP Intra (NDs) 1 of 2
Zinc (mg/L)	GWC-11R	0.017	n/a	2/20/2026	0.01ND	No	41	53.66	n/a	n/a	0.001118	NP Intra (NDs) 1 of 2
Zinc (mg/L)	GWC-12	0.08742	n/a	2/18/2026	0.017	No	41	9.756	None	ln(x)	0.0001266	Param Intra 1 of 2
Zinc (mg/L)	GWC-13	0.02189	n/a	2/19/2026	0.0016J	No	37	35.14	Kaplan-Meier	sqrt(x)	0.0001266	Param Intra 1 of 2
Zinc (mg/L)	GWC-13RZ	0.02	n/a	2/20/2026	0.0018J	No	37	35.14	n/a	n/a	0.001361	NP Intra (normality) 1 of 2
Zinc (mg/L)	GWC-14Z	0.015	n/a	2/24/2026	0.01ND	No	36	41.67	n/a	n/a	0.001429	NP Intra (normality) 1 of 2
Zinc (mg/L)	GWC-15R	0.01568	n/a	2/24/2026	0.0014J	No	39	23.08	Kaplan-Meier	x^(1/3)	0.0001266	Param Intra 1 of 2
Zinc (mg/L)	GWC-15Z	0.025	n/a	2/24/2026	0.01ND	No	37	51.35	n/a	n/a	0.001361	NP Intra (NDs) 1 of 2
Zinc (mg/L)	GWC-44	0.02	n/a	2/16/2026	0.0032J	No	24	29.17	n/a	n/a	0.003124	NP Intra (normality) 1 of 2
Zinc (mg/L)	GWC-45	0.061	n/a	2/17/2026	0.0039J	No	41	36.59	n/a	n/a	0.001118	NP Intra (normality) 1 of 2
Zinc (mg/L)	GWC-45R	0.02412	n/a	2/17/2026	0.002J	No	45	26.67	Kaplan-Meier	ln(x)	0.0001266	Param Intra 1 of 2
Zinc (mg/L)	GWC-46R	0.01	n/a	2/16/2026	0.01ND	No	25	56	n/a	n/a	0.002832	NP Intra (NDs) 1 of 2
Zinc (mg/L)	GWC-47	0.07093	n/a	2/17/2026	0.036	No	25	0	None	No	0.0001266	Param Intra 1 of 2
Zinc (mg/L)	GWC-47R	0.04226	n/a	2/17/2026	0.021	No	24	4.167	None	No	0.0001266	Param Intra 1 of 2
Zinc (mg/L)	GWC-48	0.01638	n/a	2/17/2026	0.011	No	24	12.5	None	No	0.0001266	Param Intra 1 of 2
Zinc (mg/L)	GWC-49R	0.01	n/a	2/17/2026	0.01ND	No	24	75	n/a	n/a	0.003124	NP Intra (NDs) 1 of 2
Zinc (mg/L)	GWC-49Z	0.01	n/a	2/17/2026	0.0021J	No	24	45.83	n/a	n/a	0.003124	NP Intra (normality) 1 of 2

Sanitas™ v.10.1.06e Software licensed to Groundwater Stats Consulting. UG
Hollow symbols indicate censored values.

Within Limit

Prediction Limit

Intrawell Parametric

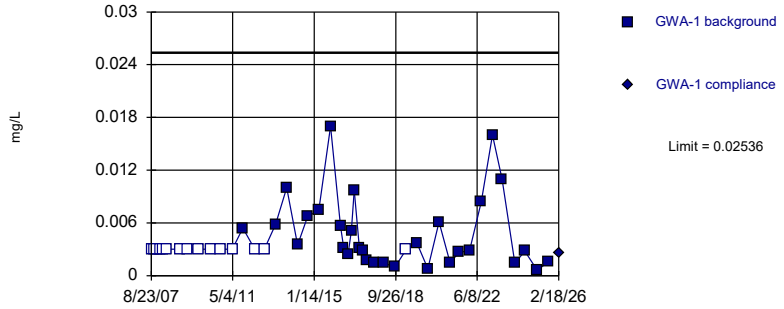

Background Data Summary (based on natural log transformation) (after Kaplan-Meier Adjustment): Mean=-6, Std. Dev.=0.9349, n=46, 32.61% NDs. Normality test: Shapiro Wilk @alpha = 0.01, calculated = 0.9374, critical = 0.927. Kappa = 2.487 (c=16, w=26, 1 of 2, event alpha = 0.05132). Report alpha = 0.0001266.

Constituent: Antimony Analysis Run 6/8/2026 4:28 PM View: Appendix I Intrawell
Plant Bowen Client: Southern Company Data: Bowen 1, 2, 9, & 10

Sanitas™ v.10.1.06e Software licensed to Groundwater Stats Consulting. UG
Hollow symbols indicate censored values.

Within Limit

Prediction Limit

Intrawell Non-parametric

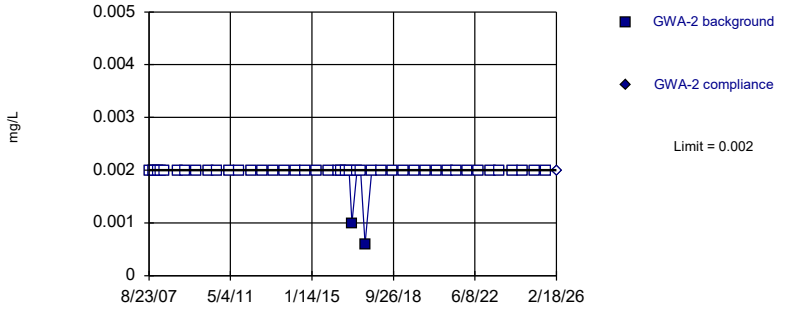

Non-parametric test used in lieu of parametric prediction limit because censored data exceeded 50%. Limit is highest of 46 background values. 95.65% NDs. Well-constituent pair annual alpha = 0.001829. Individual comparison alpha = 0.0009151 (1 of 2).

Constituent: Antimony Analysis Run 6/8/2026 4:28 PM View: Appendix I Intrawell
Plant Bowen Client: Southern Company Data: Bowen 1, 2, 9, & 10

Sanitas™ v.10.1.06e Software licensed to Groundwater Stats Consulting. UG
Hollow symbols indicate censored values.

Within Limit

Prediction Limit

Intrawell Non-parametric

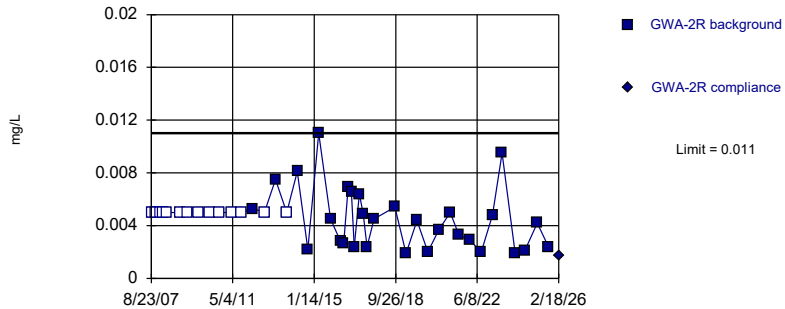

Non-parametric test used in lieu of parametric prediction limit because the Shapiro Wilk normality test showed the data to be non-normal at the 0.01 alpha level. Limit is highest of 45 background values. 33.33% NDs. Well-constituent pair annual alpha = 0.001911. Individual comparison alpha = 0.0009557 (1 of 2).

Constituent: Antimony Analysis Run 6/8/2026 4:28 PM View: Appendix I Intrawell
Plant Bowen Client: Southern Company Data: Bowen 1, 2, 9, & 10

Sanitas™ v.10.1.06e Software licensed to Groundwater Stats Consulting. UG
Hollow symbols indicate censored values.

Within Limit

Prediction Limit

Intrawell Non-parametric

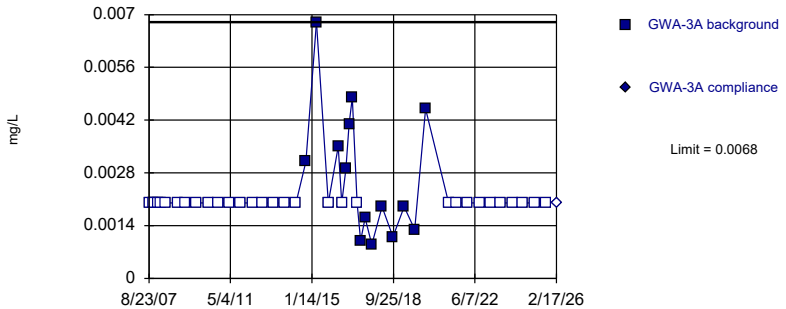

Non-parametric test used in lieu of parametric prediction limit because censored data exceeded 50%. Limit is highest of 45 background values. 68.89% NDs. Well-constituent pair annual alpha = 0.001911. Individual comparison alpha = 0.0009557 (1 of 2).

Constituent: Antimony Analysis Run 6/8/2026 4:28 PM View: Appendix I Intrawell
Plant Bowen Client: Southern Company Data: Bowen 1, 2, 9, & 10

Sanitas™ v.10.1.06e Software licensed to Groundwater Stats Consulting. UG
Hollow symbols indicate censored values.

Within Limit

Prediction Limit

Intrawell Non-parametric

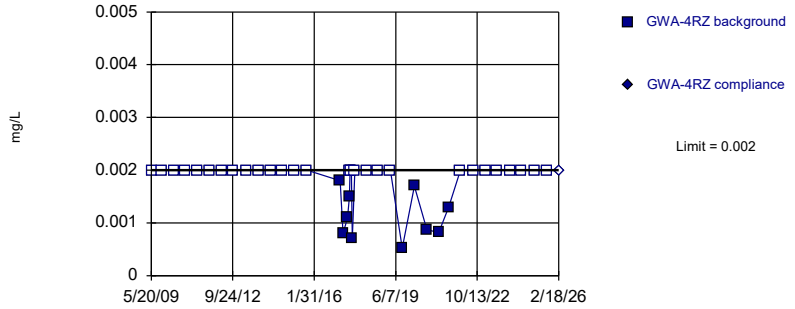

Non-parametric test used in lieu of parametric prediction limit because censored data exceeded 50%. Limit is highest of 39 background values. 74.36% NDs. Well-constituent pair annual alpha = 0.002451. Individual comparison alpha = 0.001226 (1 of 2).

Constituent: Antimony Analysis Run 6/8/2026 4:28 PM View: Appendix I Intrawell

Plant Bowen Client: Southern Company Data: Bowen 1, 2, 9, & 10

Sanitas™ v.10.1.06e Software licensed to Groundwater Stats Consulting. UG
Hollow symbols indicate censored values.

Within Limit

Prediction Limit

Intrawell Parametric

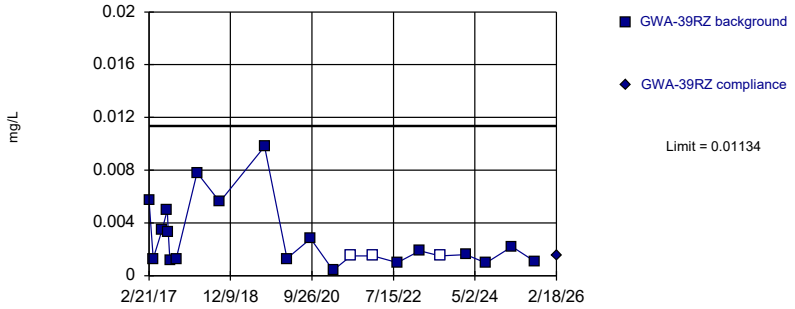

Background Data Summary (based on square root transformation): Mean=0.04925, Std. Dev.=0.0206, n=22, 13.64% NDs. Normality test: Shapiro Wilk @alpha = 0.01, calculated = 0.8824, critical = 0.878. Kappa = 2.778 (c=16, w=26, 1 of 2, event alpha = 0.05132). Report alpha = 0.0001266.

Constituent: Antimony Analysis Run 6/8/2026 4:28 PM View: Appendix I Intrawell

Plant Bowen Client: Southern Company Data: Bowen 1, 2, 9, & 10

Sanitas™ v.10.1.06e Software licensed to Groundwater Stats Consulting. UG
Hollow symbols indicate censored values.

Within Limit

Prediction Limit

Intrawell Parametric

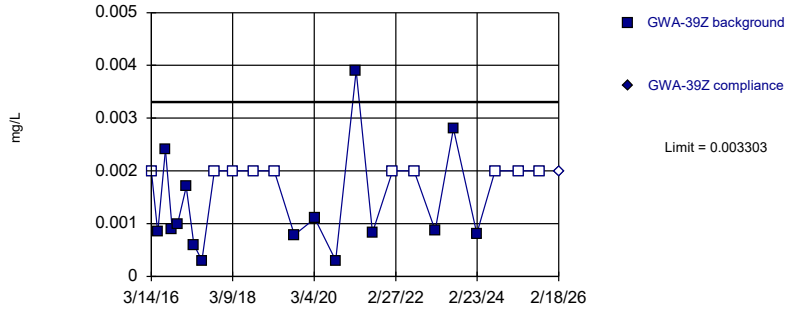

Background Data Summary (after Kaplan-Meier Adjustment): Mean=0.0011, Std. Dev.=0.0008164, n=25, 40% NDs. Normality test: Shapiro Wilk @alpha = 0.01, calculated = 0.8935, critical = 0.888. Kappa = 2.698 (c=16, w=26, 1 of 2, event alpha = 0.05132). Report alpha = 0.0001266.

Constituent: Antimony Analysis Run 6/8/2026 4:28 PM View: Appendix I Intrawell

Plant Bowen Client: Southern Company Data: Bowen 1, 2, 9, & 10

Sanitas™ v.10.1.06e Software licensed to Groundwater Stats Consulting. UG
Hollow symbols indicate censored values.

Within Limit

Prediction Limit

Intrawell Non-parametric

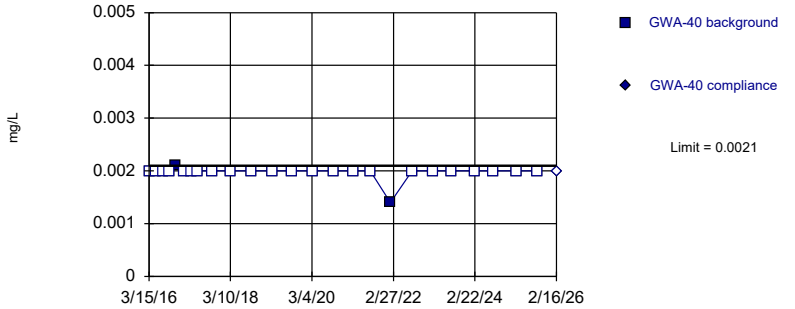

Non-parametric test used in lieu of parametric prediction limit because censored data exceeded 50%. Limit is highest of 25 background values. 92% NDs. Well-constituent pair annual alpha = 0.005656. Individual comparison alpha = 0.002832 (1 of 2).

Constituent: Antimony Analysis Run 6/8/2026 4:28 PM View: Appendix I Intrawell

Plant Bowen Client: Southern Company Data: Bowen 1, 2, 9, & 10

Sanitas™ v.10.1.06e Software licensed to Groundwater Stats Consulting. UG
Hollow symbols indicate censored values.

Within Limit

Prediction Limit

Intrawell Non-parametric

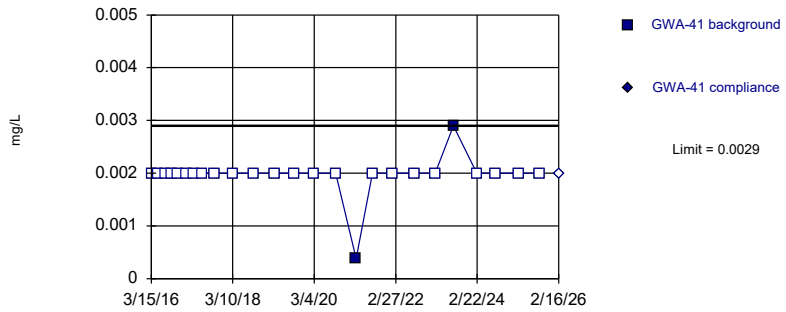

Non-parametric test used in lieu of parametric prediction limit because censored data exceeded 50%. Limit is highest of 25 background values. 92% NDs. Well-constituent pair annual alpha = 0.005656. Individual comparison alpha = 0.002832 (1 of 2).

Constituent: Antimony Analysis Run 6/8/2026 4:28 PM View: Appendix I Intrawell

Plant Bowen Client: Southern Company Data: Bowen 1, 2, 9, & 10

Sanitas™ v.10.1.06e Software licensed to Groundwater Stats Consulting. UG
Hollow symbols indicate censored values.

Within Limit

Prediction Limit

Intrawell Parametric

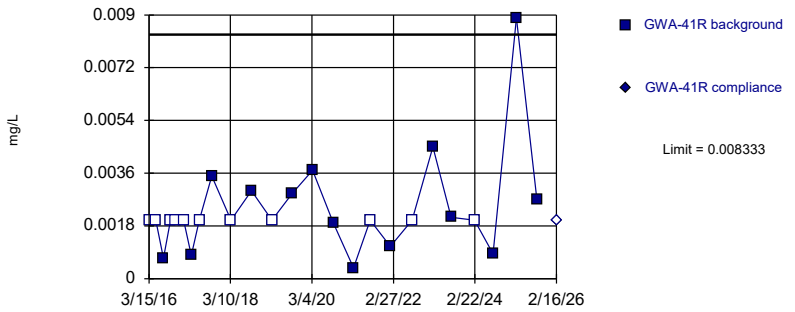

Background Data Summary (based on cube root transformation) (after Kaplan-Meier Adjustment): Mean=0.1145, Std. Dev.=0.03269, n=25, 44% NDs. Normality test: Shapiro Wilk @alpha = 0.01, calculated = 0.8906, critical = 0.888. Kappa = 2.698 (c=16, w=26, 1 of 2, event alpha = 0.05132). Report alpha = 0.0001266.

Constituent: Antimony Analysis Run 6/8/2026 4:28 PM View: Appendix I Intrawell

Plant Bowen Client: Southern Company Data: Bowen 1, 2, 9, & 10

Sanitas™ v.10.1.06e Software licensed to Groundwater Stats Consulting. UG
Hollow symbols indicate censored values.

Within Limit

Prediction Limit

Intrawell Non-parametric

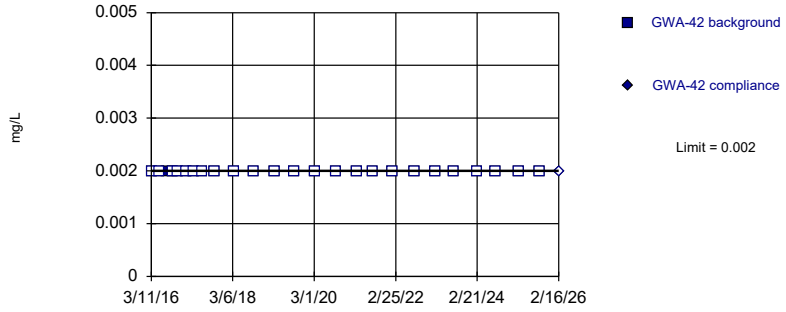

Non-parametric test used in lieu of parametric prediction limit because censored data exceeded 50%. Limit is highest of 25 background values. 96% NDs. Well-constituent pair annual alpha = 0.005656. Individual comparison alpha = 0.002832 (1 of 2).

Constituent: Antimony Analysis Run 6/8/2026 4:28 PM View: Appendix I Intrawell

Plant Bowen Client: Southern Company Data: Bowen 1, 2, 9, & 10

Sanitas™ v.10.1.06e Software licensed to Groundwater Stats Consulting. UG
Hollow symbols indicate censored values.

Within Limit

Prediction Limit

Intrawell Non-parametric

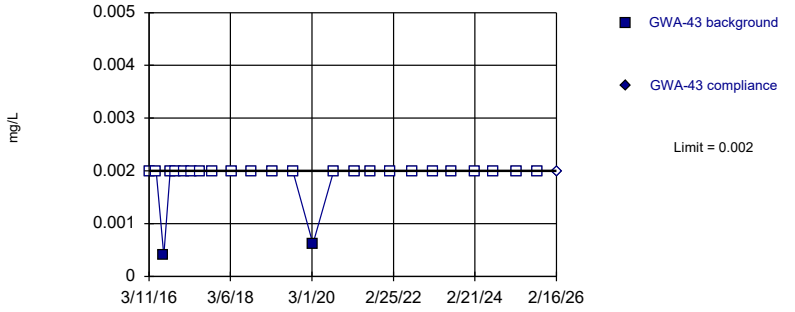

Non-parametric test used in lieu of parametric prediction limit because censored data exceeded 50%. Limit is highest of 25 background values. 92% NDs. Well-constituent pair annual alpha = 0.005656. Individual comparison alpha = 0.002832 (1 of 2).

Constituent: Antimony Analysis Run 6/8/2026 4:28 PM View: Appendix I Intrawell

Plant Bowen Client: Southern Company Data: Bowen 1, 2, 9, & 10

Sanitas™ v.10.1.06e Software licensed to Groundwater Stats Consulting. UG
Hollow symbols indicate censored values.
Within Limit

Prediction Limit

Intrawell Non-parametric

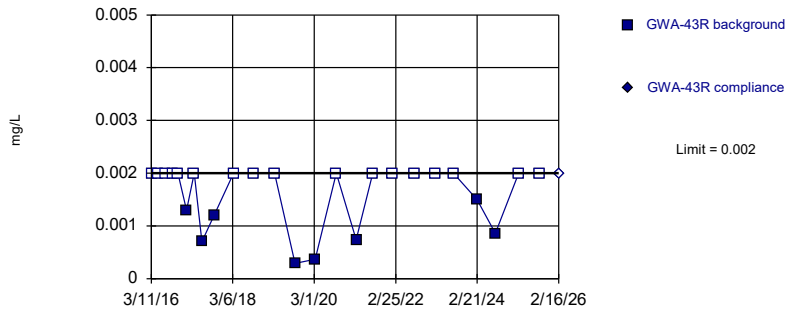

Non-parametric test used in lieu of parametric prediction limit because censored data exceeded 50%. Limit is highest of 25 background values. 68% NDs. Well-constituent pair annual alpha = 0.005656. Individual comparison alpha = 0.002832 (1 of 2).

Constituent: Antimony Analysis Run 6/8/2026 4:28 PM View: Appendix I Intrawell
Plant Bowen Client: Southern Company Data: Bowen 1, 2, 9, & 10

Sanitas™ v.10.1.06e Software licensed to Groundwater Stats Consulting. UG
Hollow symbols indicate censored values.
Within Limit

Prediction Limit

Intrawell Non-parametric

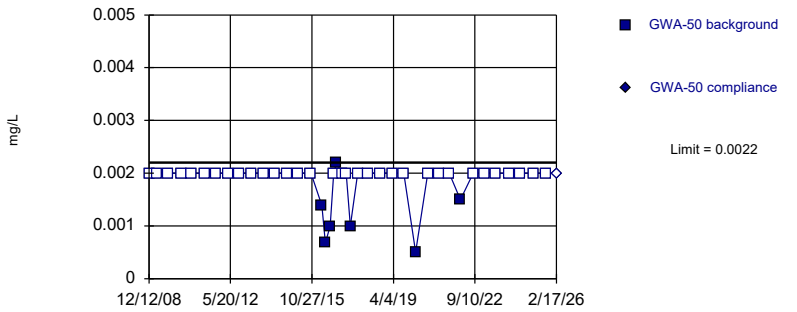

Non-parametric test used in lieu of parametric prediction limit because censored data exceeded 50%. Limit is highest of 40 background values. 82.5% NDs. Well-constituent pair annual alpha = 0.002316. Individual comparison alpha = 0.001159 (1 of 2).

Constituent: Antimony Analysis Run 6/8/2026 4:28 PM View: Appendix I Intrawell
Plant Bowen Client: Southern Company Data: Bowen 1, 2, 9, & 10

Sanitas™ v.10.1.06e Software licensed to Groundwater Stats Consulting. UG
Hollow symbols indicate censored values.
Within Limit

Prediction Limit

Intrawell Non-parametric

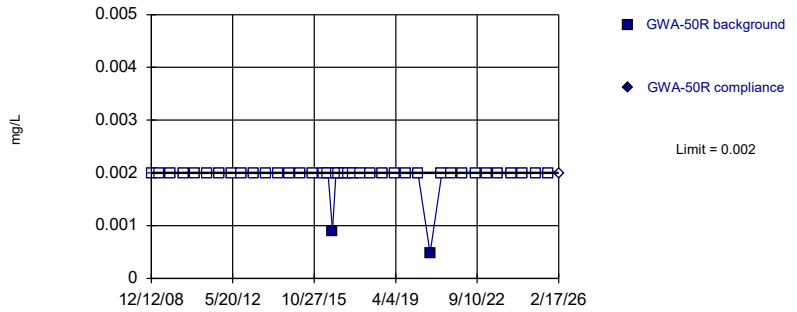

Non-parametric test used in lieu of parametric prediction limit because censored data exceeded 50%. Limit is highest of 40 background values. 95% NDs. Well-constituent pair annual alpha = 0.002316. Individual comparison alpha = 0.001159 (1 of 2).

Constituent: Antimony Analysis Run 6/8/2026 4:28 PM View: Appendix I Intrawell
Plant Bowen Client: Southern Company Data: Bowen 1, 2, 9, & 10

Sanitas™ v.10.1.06e Software licensed to Groundwater Stats Consulting. UG
Hollow symbols indicate censored values.
Within Limit

Prediction Limit

Intrawell Non-parametric

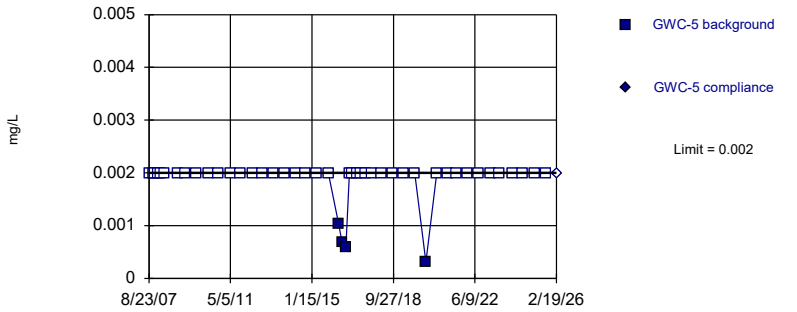

Non-parametric test used in lieu of parametric prediction limit because censored data exceeded 50%. Limit is highest of 46 background values. 91.3% NDs. Well-constituent pair annual alpha = 0.001829. Individual comparison alpha = 0.0009151 (1 of 2).

Constituent: Antimony Analysis Run 6/8/2026 4:28 PM View: Appendix I Intrawell
Plant Bowen Client: Southern Company Data: Bowen 1, 2, 9, & 10

Sanitas™ v.10.1.06e Software licensed to Groundwater Stats Consulting. UG
Hollow symbols indicate censored values.
Within Limit

Prediction Limit

Intrawell Non-parametric

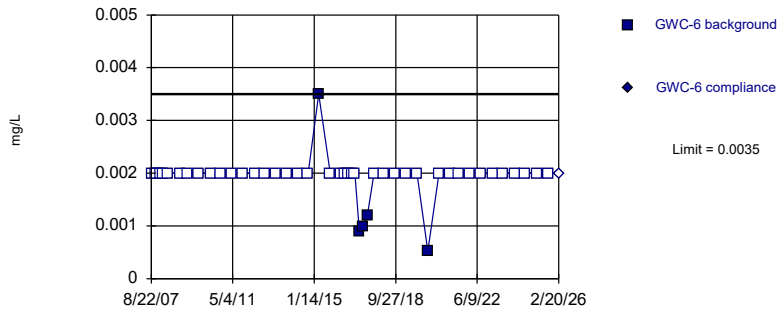

Non-parametric test used in lieu of parametric prediction limit because censored data exceeded 50%. Limit is highest of 46 background values. 89.13% NDs. Well-constituent pair annual alpha = 0.001829. Individual comparison alpha = 0.0009151 (1 of 2).

Constituent: Antimony Analysis Run 6/8/2026 4:28 PM View: Appendix I Intrawell
Plant Bowen Client: Southern Company Data: Bowen 1, 2, 9, & 10

Sanitas™ v.10.1.06e Software licensed to Groundwater Stats Consulting. UG
Hollow symbols indicate censored values.
Within Limit

Prediction Limit

Intrawell Non-parametric

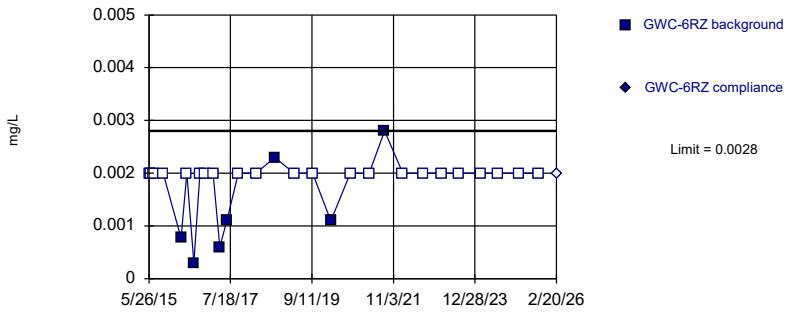

Non-parametric test used in lieu of parametric prediction limit because censored data exceeded 50%. Limit is highest of 29 background values. 75.86% NDs. Well-constituent pair annual alpha = 0.00434. Individual comparison alpha = 0.002172 (1 of 2).

Constituent: Antimony Analysis Run 6/8/2026 4:28 PM View: Appendix I Intrawell
Plant Bowen Client: Southern Company Data: Bowen 1, 2, 9, & 10

Sanitas™ v.10.1.06e Software licensed to Groundwater Stats Consulting. UG
Hollow symbols indicate censored values.
Within Limit

Prediction Limit

Intrawell Non-parametric

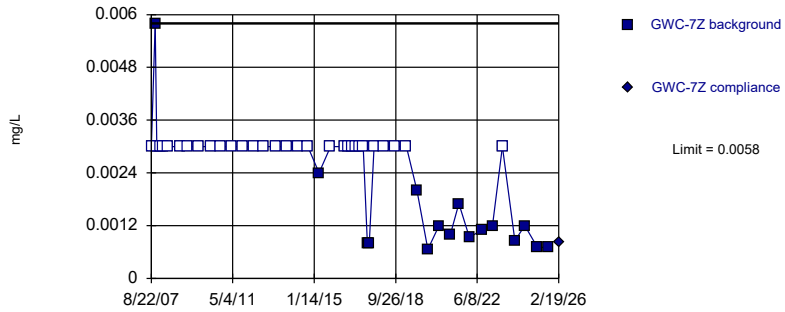

Non-parametric test used in lieu of parametric prediction limit because censored data exceeded 50%. Limit is highest of 46 background values. 65.22% NDs. Well-constituent pair annual alpha = 0.001829. Individual comparison alpha = 0.0009151 (1 of 2).

Constituent: Antimony Analysis Run 6/8/2026 4:28 PM View: Appendix I Intrawell
Plant Bowen Client: Southern Company Data: Bowen 1, 2, 9, & 10

Sanitas™ v.10.1.06e Software licensed to Groundwater Stats Consulting. UG
Hollow symbols indicate censored values.
Within Limit

Prediction Limit

Intrawell Non-parametric

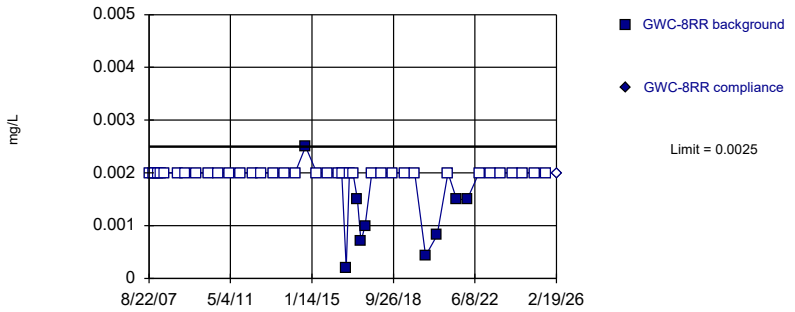

Non-parametric test used in lieu of parametric prediction limit because censored data exceeded 50%. Limit is highest of 46 background values. 80.43% NDs. Well-constituent pair annual alpha = 0.001829. Individual comparison alpha = 0.0009151 (1 of 2).

Constituent: Antimony Analysis Run 6/8/2026 4:28 PM View: Appendix I Intrawell
Plant Bowen Client: Southern Company Data: Bowen 1, 2, 9, & 10

Sanitas™ v.10.1.06e Software licensed to Groundwater Stats Consulting. UG
Hollow symbols indicate censored values.
Within Limit

Prediction Limit

Intrawell Non-parametric

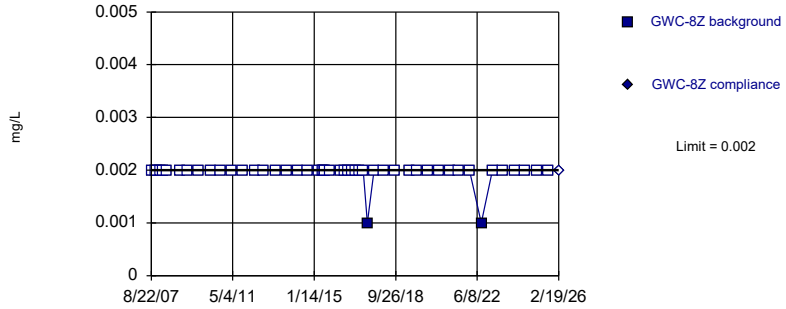

Non-parametric test used in lieu of parametric prediction limit because censored data exceeded 50%. Limit is highest of 49 background values. 95.92% NDs. Well-constituent pair annual alpha = 0.001586. Individual comparison alpha = 0.0007934 (1 of 2).

Constituent: Antimony Analysis Run 6/8/2026 4:28 PM View: Appendix I Intrawell
Plant Bowen Client: Southern Company Data: Bowen 1, 2, 9, & 10

Sanitas™ v.10.1.06e Software licensed to Groundwater Stats Consulting. UG
Hollow symbols indicate censored values.
Within Limit

Prediction Limit

Intrawell Non-parametric

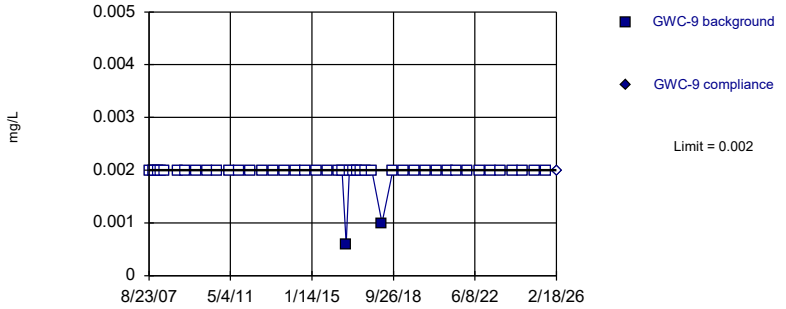

Non-parametric test used in lieu of parametric prediction limit because censored data exceeded 50%. Limit is highest of 46 background values. 95.65% NDs. Well-constituent pair annual alpha = 0.001829. Individual comparison alpha = 0.0009151 (1 of 2).

Constituent: Antimony Analysis Run 6/8/2026 4:28 PM View: Appendix I Intrawell
Plant Bowen Client: Southern Company Data: Bowen 1, 2, 9, & 10

Sanitas™ v.10.1.06e Software licensed to Groundwater Stats Consulting. UG
Hollow symbols indicate censored values.
Within Limit

Prediction Limit

Intrawell Non-parametric

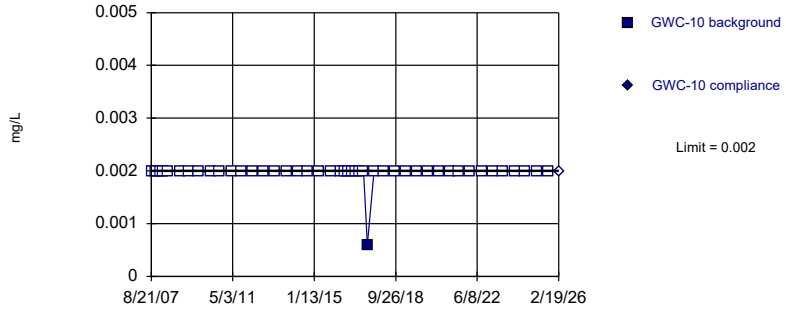

Non-parametric test used in lieu of parametric prediction limit because censored data exceeded 50%. Limit is highest of 46 background values. 97.83% NDs. Well-constituent pair annual alpha = 0.001829. Individual comparison alpha = 0.0009151 (1 of 2).

Constituent: Antimony Analysis Run 6/8/2026 4:28 PM View: Appendix I Intrawell
Plant Bowen Client: Southern Company Data: Bowen 1, 2, 9, & 10

Sanitas™ v.10.1.06e Software licensed to Groundwater Stats Consulting. UG
Hollow symbols indicate censored values.
Within Limit

Prediction Limit

Intrawell Non-parametric

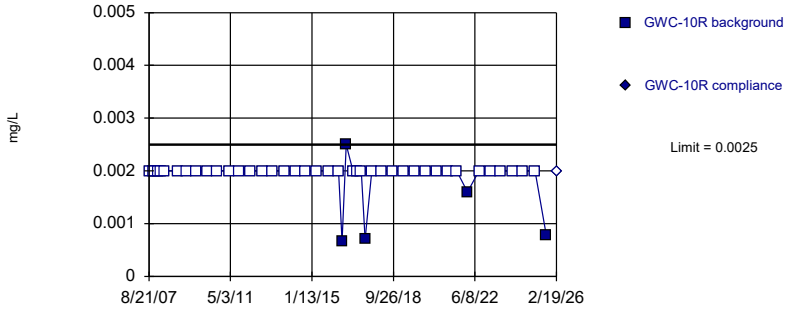

Non-parametric test used in lieu of parametric prediction limit because censored data exceeded 50%. Limit is highest of 45 background values. 88.89% NDs. Well-constituent pair annual alpha = 0.001911. Individual comparison alpha = 0.0009557 (1 of 2).

Constituent: Antimony Analysis Run 6/8/2026 4:28 PM View: Appendix I Intrawell
Plant Bowen Client: Southern Company Data: Bowen 1, 2, 9, & 10

Sanitas™ v.10.1.06e Software licensed to Groundwater Stats Consulting. UG
Hollow symbols indicate censored values.
Within Limit

Prediction Limit

Intrawell Non-parametric

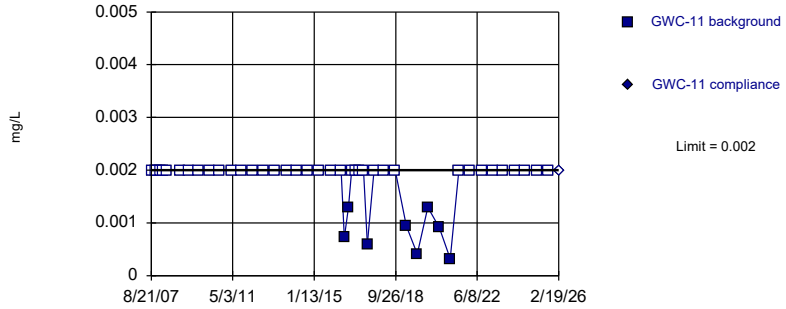

Non-parametric test used in lieu of parametric prediction limit because censored data exceeded 50%. Limit is highest of 46 background values. 82.61% NDs. Well-constituent pair annual alpha = 0.001829. Individual comparison alpha = 0.0009151 (1 of 2).

Constituent: Antimony Analysis Run 6/8/2026 4:28 PM View: Appendix I Intrawell
Plant Bowen Client: Southern Company Data: Bowen 1, 2, 9, & 10

Sanitas™ v.10.1.06e Software licensed to Groundwater Stats Consulting. UG
Hollow symbols indicate censored values.
Within Limit

Prediction Limit

Intrawell Non-parametric

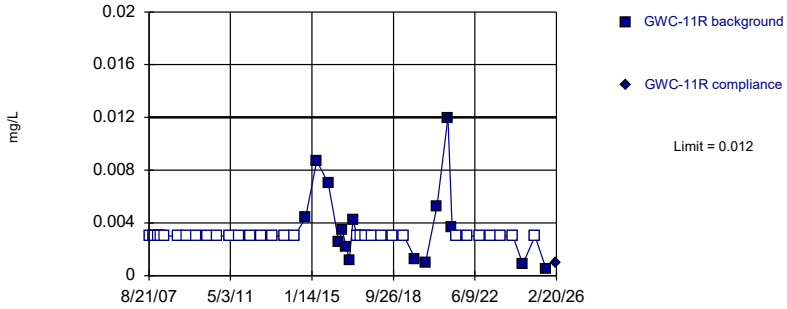

Non-parametric test used in lieu of parametric prediction limit because censored data exceeded 50%. Limit is highest of 47 background values. 68.09% NDs. Well-constituent pair annual alpha = 0.001748. Individual comparison alpha = 0.0008745 (1 of 2).

Constituent: Antimony Analysis Run 6/8/2026 4:28 PM View: Appendix I Intrawell
Plant Bowen Client: Southern Company Data: Bowen 1, 2, 9, & 10

Sanitas™ v.10.1.06e Software licensed to Groundwater Stats Consulting. UG
Hollow symbols indicate censored values.
Within Limit

Prediction Limit

Intrawell Non-parametric

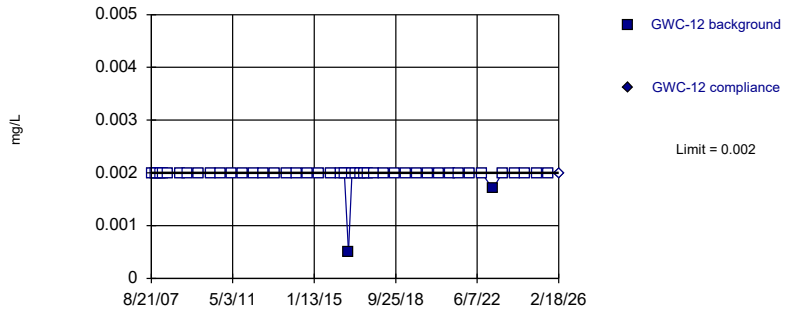

Non-parametric test used in lieu of parametric prediction limit because censored data exceeded 50%. Limit is highest of 46 background values. 95.65% NDs. Well-constituent pair annual alpha = 0.001829. Individual comparison alpha = 0.0009151 (1 of 2).

Constituent: Antimony Analysis Run 6/8/2026 4:28 PM View: Appendix I Intrawell
Plant Bowen Client: Southern Company Data: Bowen 1, 2, 9, & 10

Sanitas™ v.10.1.06e Software licensed to Groundwater Stats Consulting. UG
Hollow symbols indicate censored values.
Within Limit

Prediction Limit

Intrawell Non-parametric

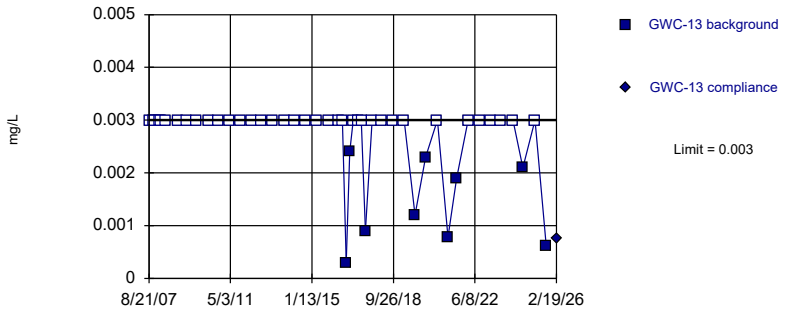

Non-parametric test used in lieu of parametric prediction limit because censored data exceeded 50%. Limit is highest of 46 background values. 80.43% NDs. Well-constituent pair annual alpha = 0.001829. Individual comparison alpha = 0.0009151 (1 of 2).

Constituent: Antimony Analysis Run 6/8/2026 4:28 PM View: Appendix I Intrawell
Plant Bowen Client: Southern Company Data: Bowen 1, 2, 9, & 10

Sanitas™ v.10.1.06e Software licensed to Groundwater Stats Consulting. UG
Hollow symbols indicate censored values.

Within Limit

Prediction Limit

Intrawell Non-parametric

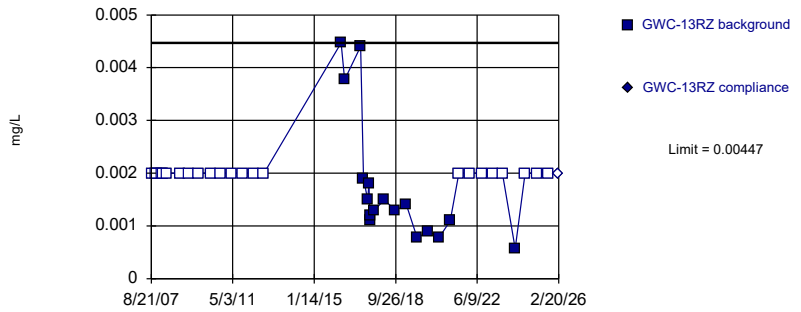

Non-parametric test used in lieu of parametric prediction limit because censored data exceeded 50%. Limit is highest of 40 background values. 57.5% NDs. Well-constituent pair annual alpha = 0.002316. Individual comparison alpha = 0.001159 (1 of 2).

Constituent: Antimony Analysis Run 6/8/2026 4:28 PM View: Appendix I Intrawell

Plant Bowen Client: Southern Company Data: Bowen 1, 2, 9, & 10

Sanitas™ v.10.1.06e Software licensed to Groundwater Stats Consulting. UG
Hollow symbols indicate censored values.

Within Limit

Prediction Limit

Intrawell Non-parametric

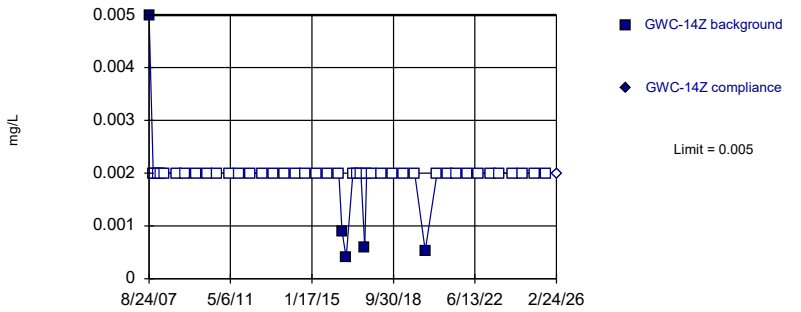

Non-parametric test used in lieu of parametric prediction limit because censored data exceeded 50%. Limit is highest of 46 background values. 89.13% NDs. Well-constituent pair annual alpha = 0.001829. Individual comparison alpha = 0.0009151 (1 of 2).

Constituent: Antimony Analysis Run 6/8/2026 4:28 PM View: Appendix I Intrawell

Plant Bowen Client: Southern Company Data: Bowen 1, 2, 9, & 10

Sanitas™ v.10.1.06e Software licensed to Groundwater Stats Consulting. UG
Hollow symbols indicate censored values.

Within Limit

Prediction Limit

Intrawell Non-parametric

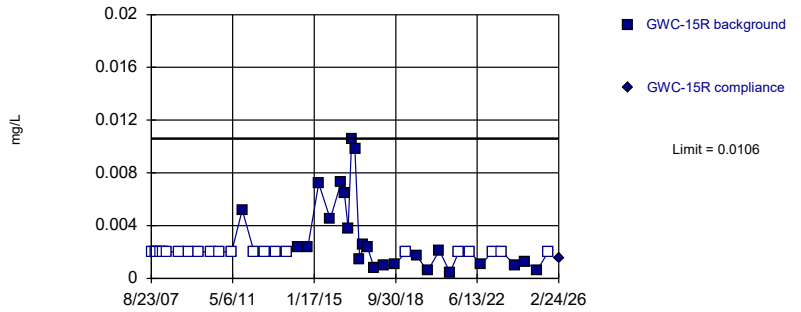

Non-parametric test used in lieu of parametric prediction limit because the Shapiro Wilk normality test showed the data to be non-normal at the 0.01 alpha level. Limit is highest of 46 background values. 47.83% NDs. Well-constituent pair annual alpha = 0.001829. Individual comparison alpha = 0.0009151 (1 of 2).

Constituent: Antimony Analysis Run 6/8/2026 4:28 PM View: Appendix I Intrawell

Plant Bowen Client: Southern Company Data: Bowen 1, 2, 9, & 10

Sanitas™ v.10.1.06e Software licensed to Groundwater Stats Consulting. UG
Hollow symbols indicate censored values.

Within Limit

Prediction Limit

Intrawell Non-parametric

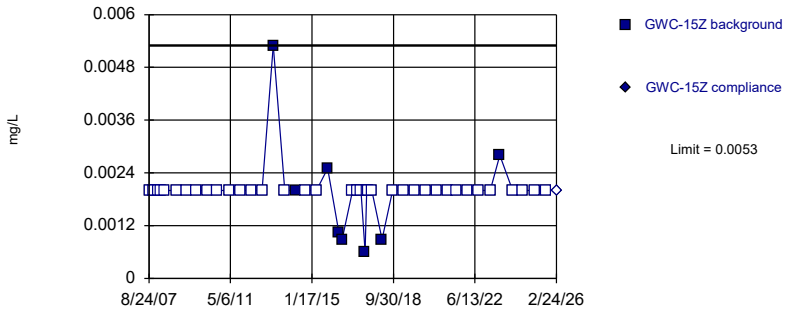

Non-parametric test used in lieu of parametric prediction limit because censored data exceeded 50%. Limit is highest of 46 background values. 82.61% NDs. Well-constituent pair annual alpha = 0.001829. Individual comparison alpha = 0.0009151 (1 of 2).

Constituent: Antimony Analysis Run 6/8/2026 4:28 PM View: Appendix I Intrawell

Plant Bowen Client: Southern Company Data: Bowen 1, 2, 9, & 10

Sanitas™ v.10.1.06e Software licensed to Groundwater Stats Consulting. UG
Hollow symbols indicate censored values.

Within Limit

Prediction Limit

Intrawell Non-parametric

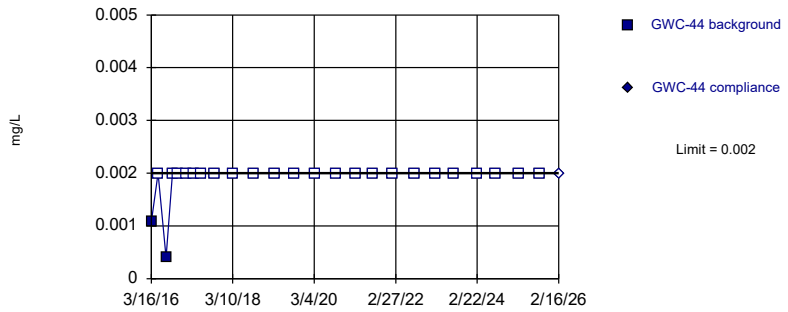

Non-parametric test used in lieu of parametric prediction limit because censored data exceeded 50%. Limit is highest of 25 background values. 92% NDs. Well-constituent pair annual alpha = 0.005656. Individual comparison alpha = 0.002832 (1 of 2).

Constituent: Antimony Analysis Run 6/8/2026 4:28 PM View: Appendix I Intrawell
Plant Bowen Client: Southern Company Data: Bowen 1, 2, 9, & 10

Sanitas™ v.10.1.06e Software licensed to Groundwater Stats Consulting. UG
Hollow symbols indicate censored values.

Within Limit

Prediction Limit

Intrawell Non-parametric

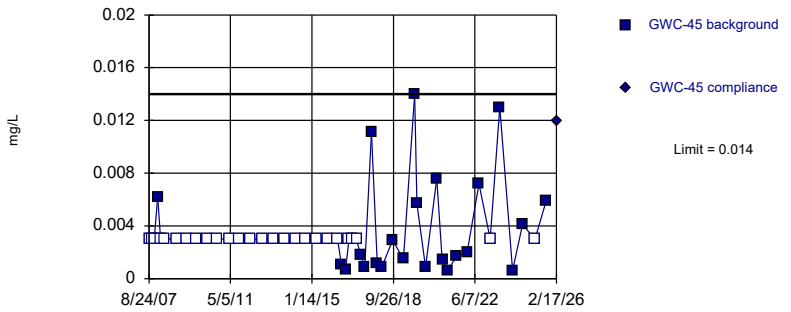

Non-parametric test used in lieu of parametric prediction limit because censored data exceeded 50%. Limit is highest of 49 background values. 53.06% NDs. Well-constituent pair annual alpha = 0.001586. Individual comparison alpha = 0.0007934 (1 of 2).

Constituent: Antimony Analysis Run 6/8/2026 4:28 PM View: Appendix I Intrawell
Plant Bowen Client: Southern Company Data: Bowen 1, 2, 9, & 10

Sanitas™ v.10.1.06e Software licensed to Groundwater Stats Consulting. UG
Hollow symbols indicate censored values.

Within Limit

Prediction Limit

Intrawell Non-parametric

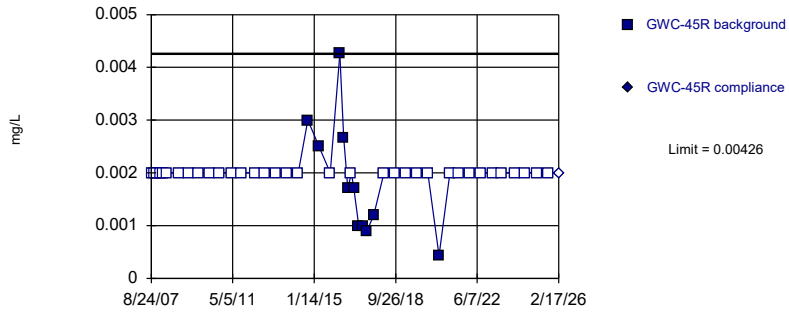

Non-parametric test used in lieu of parametric prediction limit because censored data exceeded 50%. Limit is highest of 46 background values. 76.09% NDs. Well-constituent pair annual alpha = 0.001829. Individual comparison alpha = 0.0009151 (1 of 2).

Constituent: Antimony Analysis Run 6/8/2026 4:28 PM View: Appendix I Intrawell
Plant Bowen Client: Southern Company Data: Bowen 1, 2, 9, & 10

Sanitas™ v.10.1.06e Software licensed to Groundwater Stats Consulting. UG
Hollow symbols indicate censored values.

Within Limit

Prediction Limit

Intrawell Non-parametric

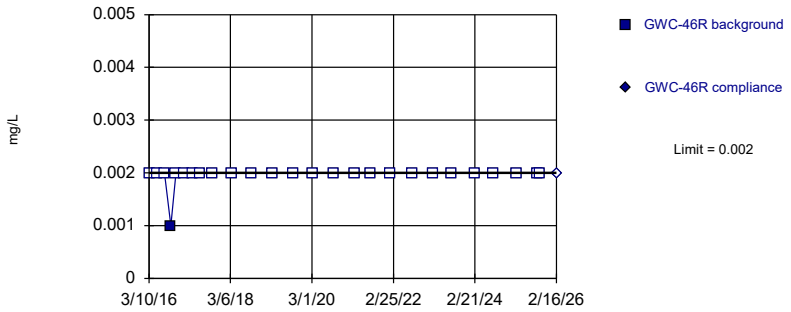

Non-parametric test used in lieu of parametric prediction limit because censored data exceeded 50%. Limit is highest of 26 background values. 96.15% NDs. Well-constituent pair annual alpha = 0.005327. Individual comparison alpha = 0.002667 (1 of 2).

Constituent: Antimony Analysis Run 6/8/2026 4:29 PM View: Appendix I Intrawell
Plant Bowen Client: Southern Company Data: Bowen 1, 2, 9, & 10

Sanitas™ v.10.1.06e Software licensed to Groundwater Stats Consulting. UG
Hollow symbols indicate censored values.

Within Limit

Prediction Limit

Intrawell Non-parametric

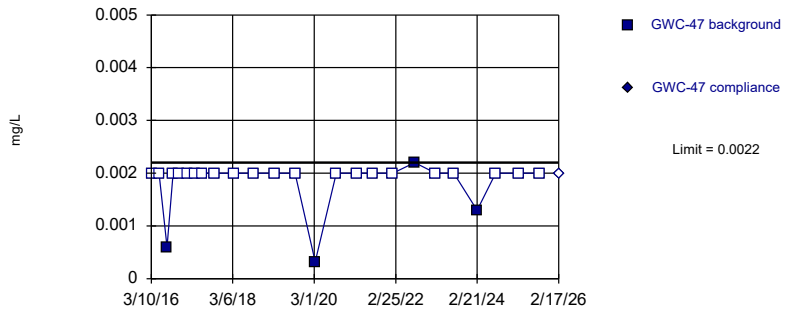

Non-parametric test used in lieu of parametric prediction limit because censored data exceeded 50%. Limit is highest of 25 background values. 84% NDs. Well-constituent pair annual alpha = 0.005656. Individual comparison alpha = 0.002832 (1 of 2).

Constituent: Antimony Analysis Run 6/8/2026 4:29 PM View: Appendix I Intrawell
Plant Bowen Client: Southern Company Data: Bowen 1, 2, 9, & 10

Sanitas™ v.10.1.06e Software licensed to Groundwater Stats Consulting. UG
Hollow symbols indicate censored values.

Within Limit

Prediction Limit

Intrawell Parametric

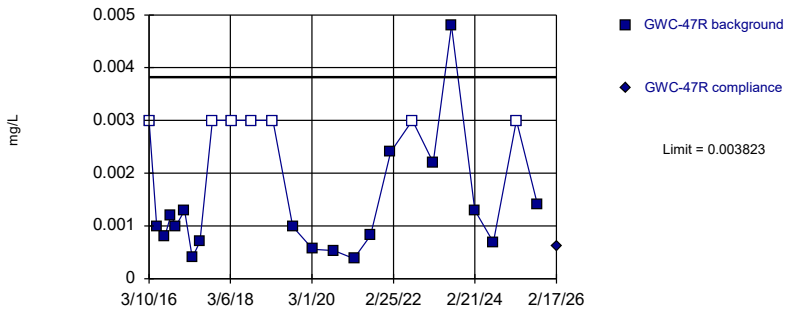

Background Data Summary (based on square root transformation) (after Kaplan-Meier Adjustment): Mean=0.03222, Std. Dev.=0.01097, n=25, 28% NDs. Normality test: Shapiro Wilk @alpha = 0.01, calculated = 0.9054, critical = 0.888. Kappa = 2.698 (c=16, w=26, 1 of 2, event alpha = 0.05132). Report alpha = 0.0001266.

Constituent: Antimony Analysis Run 6/8/2026 4:29 PM View: Appendix I Intrawell
Plant Bowen Client: Southern Company Data: Bowen 1, 2, 9, & 10

Sanitas™ v.10.1.06e Software licensed to Groundwater Stats Consulting. UG
Hollow symbols indicate censored values.

Within Limit

Prediction Limit

Intrawell Non-parametric

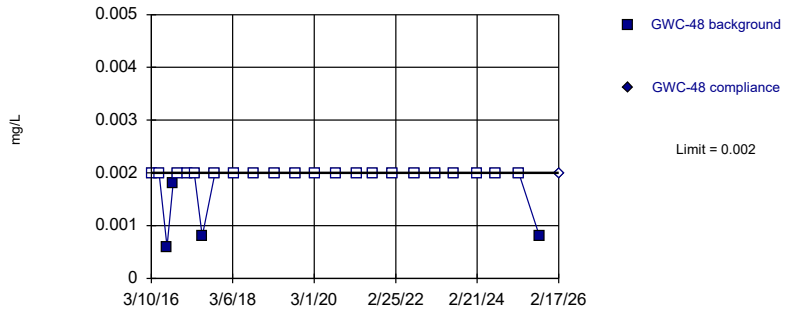

Non-parametric test used in lieu of parametric prediction limit because censored data exceeded 50%. Limit is highest of 25 background values. 84% NDs. Well-constituent pair annual alpha = 0.005656. Individual comparison alpha = 0.002832 (1 of 2).

Constituent: Antimony Analysis Run 6/8/2026 4:29 PM View: Appendix I Intrawell
Plant Bowen Client: Southern Company Data: Bowen 1, 2, 9, & 10

Sanitas™ v.10.1.06e Software licensed to Groundwater Stats Consulting. UG
Hollow symbols indicate censored values.

Within Limit

Prediction Limit

Intrawell Parametric

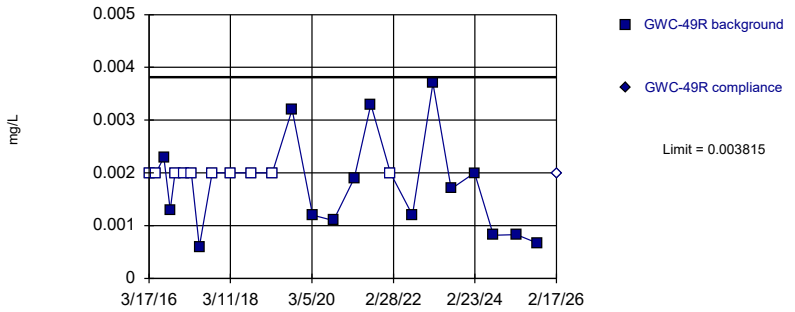

Background Data Summary (after Kaplan-Meier Adjustment): Mean=0.001487, Std. Dev.=0.0008626, n=25, 40% NDs. Normality test: Shapiro Wilk @alpha = 0.01, calculated = 0.8895, critical = 0.888. Kappa = 2.698 (c=16, w=26, 1 of 2, event alpha = 0.05132). Report alpha = 0.0001266.

Constituent: Antimony Analysis Run 6/8/2026 4:29 PM View: Appendix I Intrawell
Plant Bowen Client: Southern Company Data: Bowen 1, 2, 9, & 10

Sanitas™ v.10.1.06e Software licensed to Groundwater Stats Consulting. UG
Hollow symbols indicate censored values.

Within Limit

Prediction Limit

Intrawell Parametric

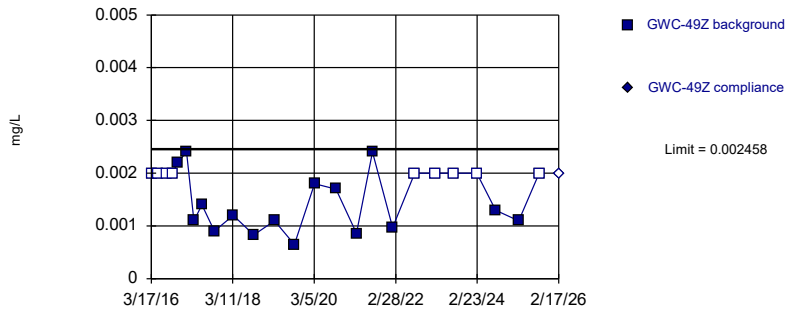

Background Data Summary (after Kaplan-Meier Adjustment): Mean=0.001205, Std. Dev.=0.0004644, n=25, 36% NDs. Normality test: Shapiro Wilk @alpha = 0.01, calculated = 0.8889, critical = 0.888. Kappa = 2.698 (c=16, w=26, 1 of 2, event alpha = 0.05132). Report alpha = 0.0001266.

Constituent: Antimony Analysis Run 6/8/2026 4:29 PM View: Appendix I Intrawell
Plant Bowen Client: Southern Company Data: Bowen 1, 2, 9, & 10

Sanitas™ v.10.1.06e Software licensed to Groundwater Stats Consulting. UG
Hollow symbols indicate censored values.

Within Limit

Prediction Limit

Intrawell Non-parametric

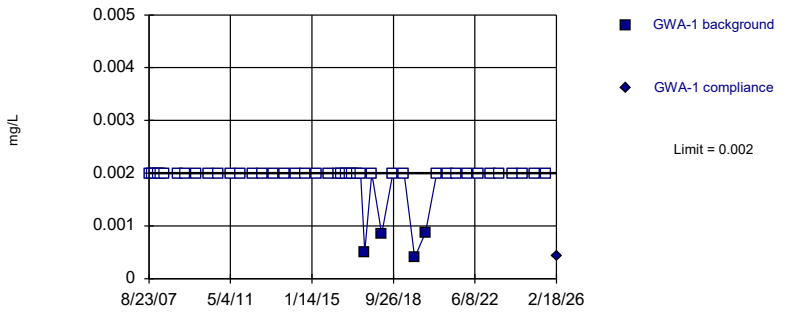

Non-parametric test used in lieu of parametric prediction limit because censored data exceeded 50%. Limit is highest of 46 background values. 91.3% NDs. Well-constituent pair annual alpha = 0.001829. Individual comparison alpha = 0.0009151 (1 of 2).

Constituent: Arsenic Analysis Run 6/8/2026 4:29 PM View: Appendix I Intrawell
Plant Bowen Client: Southern Company Data: Bowen 1, 2, 9, & 10

Sanitas™ v.10.1.06e Software licensed to Groundwater Stats Consulting. UG
Hollow symbols indicate censored values.

Within Limit

Prediction Limit

Intrawell Non-parametric

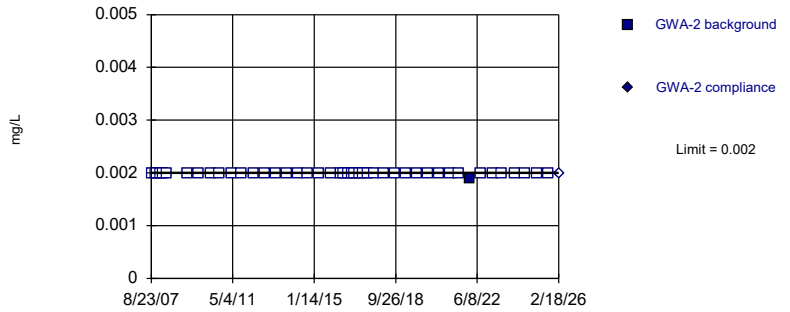

Non-parametric test used in lieu of parametric prediction limit because censored data exceeded 50%. Limit is highest of 45 background values. 97.78% NDs. Well-constituent pair annual alpha = 0.001911. Individual comparison alpha = 0.0009557 (1 of 2).

Constituent: Arsenic Analysis Run 6/8/2026 4:29 PM View: Appendix I Intrawell
Plant Bowen Client: Southern Company Data: Bowen 1, 2, 9, & 10

Sanitas™ v.10.1.06e Software licensed to Groundwater Stats Consulting. UG
Hollow symbols indicate censored values.

Within Limit

Prediction Limit

Intrawell Non-parametric

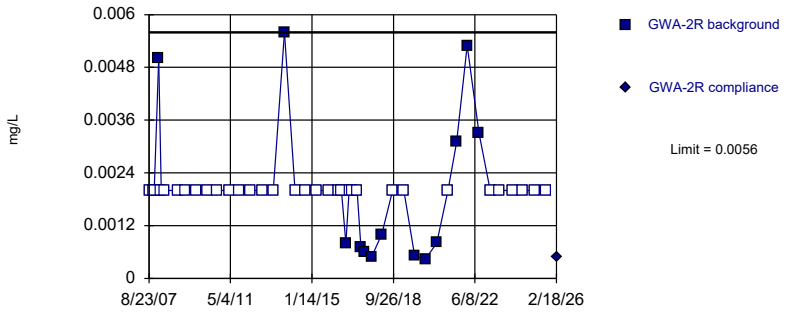

Non-parametric test used in lieu of parametric prediction limit because censored data exceeded 50%. Limit is highest of 46 background values. 71.74% NDs. Well-constituent pair annual alpha = 0.001829. Individual comparison alpha = 0.0009151 (1 of 2).

Constituent: Arsenic Analysis Run 6/8/2026 4:29 PM View: Appendix I Intrawell
Plant Bowen Client: Southern Company Data: Bowen 1, 2, 9, & 10

Sanitas™ v.10.1.06e Software licensed to Groundwater Stats Consulting. UG
Hollow symbols indicate censored values.

Within Limit

Prediction Limit

Intrawell Non-parametric

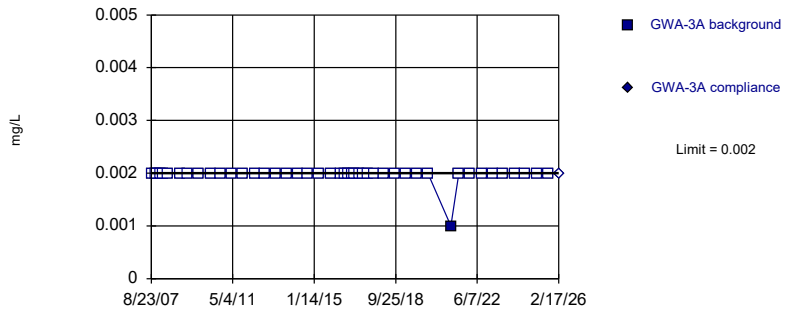

Non-parametric test used in lieu of parametric prediction limit because censored data exceeded 50%. Limit is highest of 45 background values. 97.78% NDs. Well-constituent pair annual alpha = 0.001911. Individual comparison alpha = 0.0009557 (1 of 2).

Constituent: Arsenic Analysis Run 6/8/2026 4:29 PM View: Appendix I Intrawell
Plant Bowen Client: Southern Company Data: Bowen 1, 2, 9, & 10

Sanitas™ v.10.1.06e Software licensed to Groundwater Stats Consulting. UG
Hollow symbols indicate censored values.

Within Limit

Prediction Limit

Intrawell Non-parametric

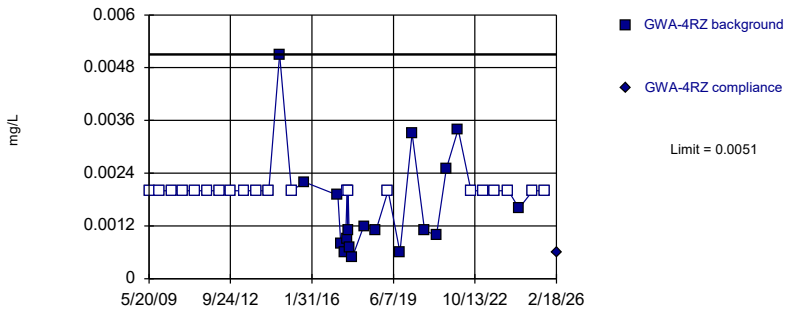

Non-parametric test used in lieu of parametric prediction limit because censored data exceeded 50%. Limit is highest of 39 background values. 53.85% NDs. Well-constituent pair annual alpha = 0.002451. Individual comparison alpha = 0.001226 (1 of 2).

Constituent: Arsenic Analysis Run 6/8/2026 4:29 PM View: Appendix I Intrawell
Plant Bowen Client: Southern Company Data: Bowen 1, 2, 9, & 10

Sanitas™ v.10.1.06e Software licensed to Groundwater Stats Consulting. UG
Hollow symbols indicate censored values.

Within Limit

Prediction Limit

Intrawell Non-parametric

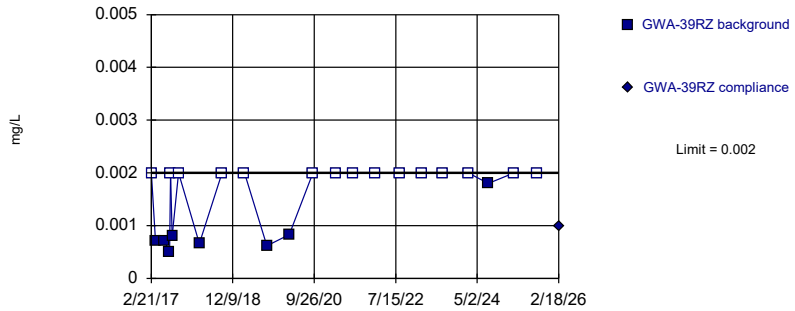

Non-parametric test used in lieu of parametric prediction limit because censored data exceeded 50%. Limit is highest of 23 background values. 65.22% NDs. Well-constituent pair annual alpha = 0.006819. Individual comparison alpha = 0.003415 (1 of 2).

Constituent: Arsenic Analysis Run 6/8/2026 4:29 PM View: Appendix I Intrawell
Plant Bowen Client: Southern Company Data: Bowen 1, 2, 9, & 10

Sanitas™ v.10.1.06e Software licensed to Groundwater Stats Consulting. UG
Hollow symbols indicate censored values.

Within Limit

Prediction Limit

Intrawell Non-parametric

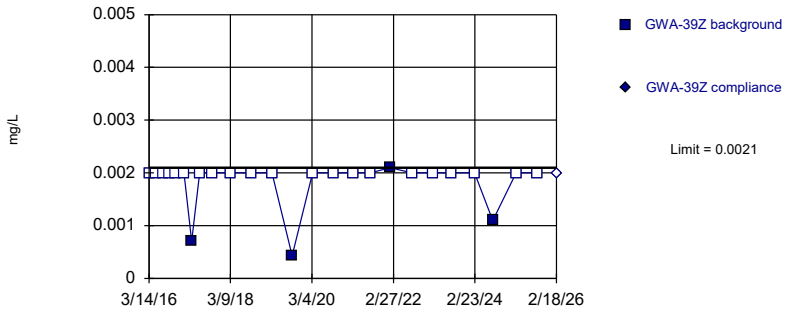

Non-parametric test used in lieu of parametric prediction limit because censored data exceeded 50%. Limit is highest of 25 background values. 84% NDs. Well-constituent pair annual alpha = 0.005656. Individual comparison alpha = 0.002832 (1 of 2).

Constituent: Arsenic Analysis Run 6/8/2026 4:29 PM View: Appendix I Intrawell
Plant Bowen Client: Southern Company Data: Bowen 1, 2, 9, & 10

Sanitas™ v.10.1.06e Software licensed to Groundwater Stats Consulting. UG
Hollow symbols indicate censored values.

Within Limit

Prediction Limit

Intrawell Non-parametric

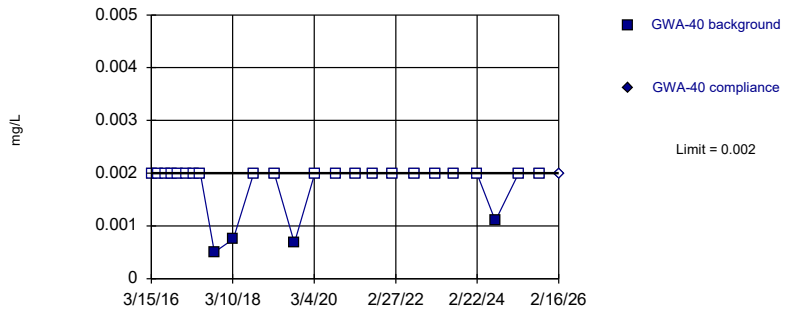

Non-parametric test used in lieu of parametric prediction limit because censored data exceeded 50%. Limit is highest of 25 background values. 84% NDs. Well-constituent pair annual alpha = 0.005656. Individual comparison alpha = 0.002832 (1 of 2).

Constituent: Arsenic Analysis Run 6/8/2026 4:29 PM View: Appendix I Intrawell

Plant Bowen Client: Southern Company Data: Bowen 1, 2, 9, & 10

Sanitas™ v.10.1.06e Software licensed to Groundwater Stats Consulting. UG
Hollow symbols indicate censored values.

Within Limit

Prediction Limit

Intrawell Non-parametric

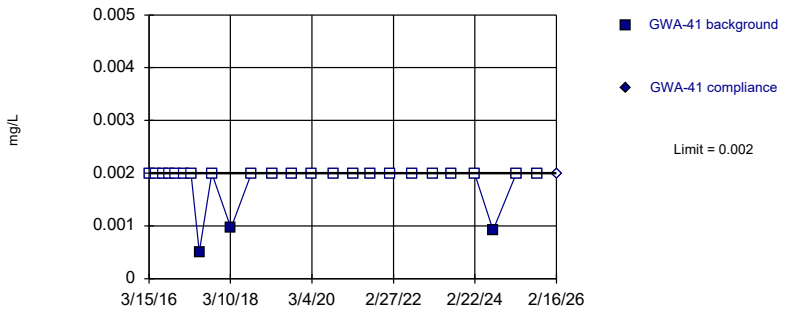

Non-parametric test used in lieu of parametric prediction limit because censored data exceeded 50%. Limit is highest of 25 background values. 88% NDs. Well-constituent pair annual alpha = 0.005656. Individual comparison alpha = 0.002832 (1 of 2).

Constituent: Arsenic Analysis Run 6/8/2026 4:29 PM View: Appendix I Intrawell

Plant Bowen Client: Southern Company Data: Bowen 1, 2, 9, & 10

Sanitas™ v.10.1.06e Software licensed to Groundwater Stats Consulting. UG
Hollow symbols indicate censored values.

Within Limit

Prediction Limit

Intrawell Non-parametric

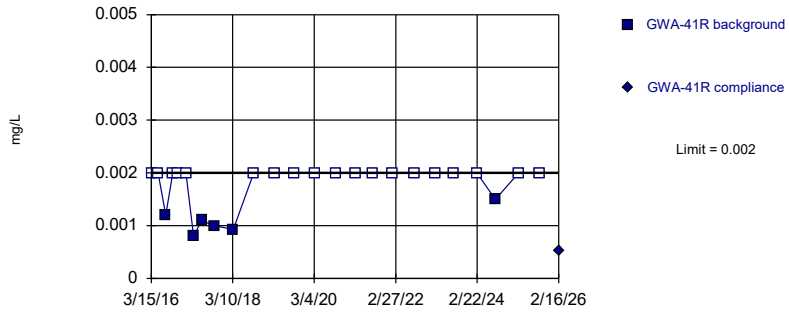

Non-parametric test used in lieu of parametric prediction limit because censored data exceeded 50%. Limit is highest of 25 background values. 76% NDs. Well-constituent pair annual alpha = 0.005656. Individual comparison alpha = 0.002832 (1 of 2).

Constituent: Arsenic Analysis Run 6/8/2026 4:29 PM View: Appendix I Intrawell

Plant Bowen Client: Southern Company Data: Bowen 1, 2, 9, & 10

Sanitas™ v.10.1.06e Software licensed to Groundwater Stats Consulting. UG
Hollow symbols indicate censored values.

Within Limit

Prediction Limit

Intrawell Non-parametric

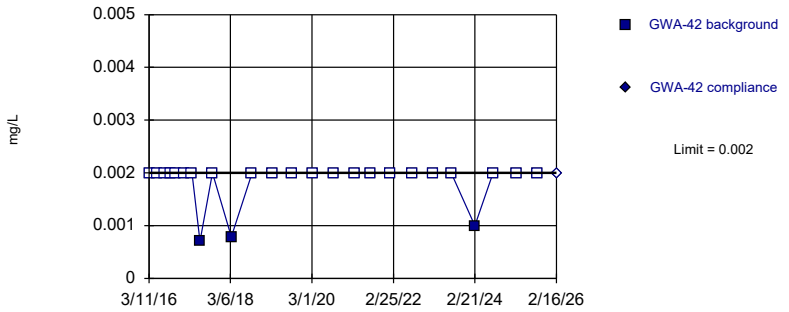

Non-parametric test used in lieu of parametric prediction limit because censored data exceeded 50%. Limit is highest of 25 background values. 88% NDs. Well-constituent pair annual alpha = 0.005656. Individual comparison alpha = 0.002832 (1 of 2).

Constituent: Arsenic Analysis Run 6/8/2026 4:29 PM View: Appendix I Intrawell

Plant Bowen Client: Southern Company Data: Bowen 1, 2, 9, & 10

Sanitas™ v.10.1.06e Software licensed to Groundwater Stats Consulting. UG
Hollow symbols indicate censored values.

Within Limit

Prediction Limit

Intrawell Non-parametric

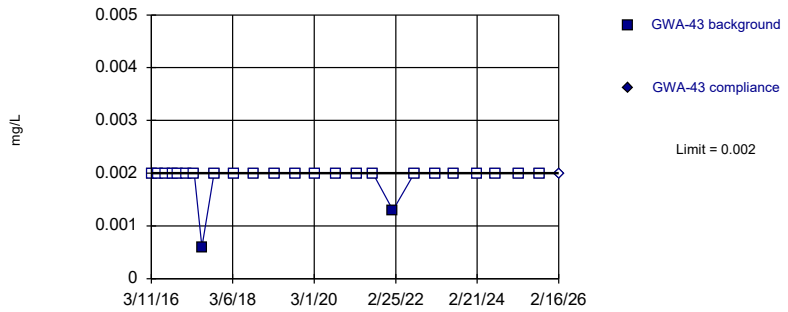

Non-parametric test used in lieu of parametric prediction limit because censored data exceeded 50%. Limit is highest of 25 background values. 92% NDs. Well-constituent pair annual alpha = 0.005656. Individual comparison alpha = 0.002832 (1 of 2).

Constituent: Arsenic Analysis Run 6/8/2026 4:29 PM View: Appendix I Intrawell
Plant Bowen Client: Southern Company Data: Bowen 1, 2, 9, & 10

Sanitas™ v.10.1.06e Software licensed to Groundwater Stats Consulting. UG
Hollow symbols indicate censored values.

Within Limit

Prediction Limit

Intrawell Non-parametric

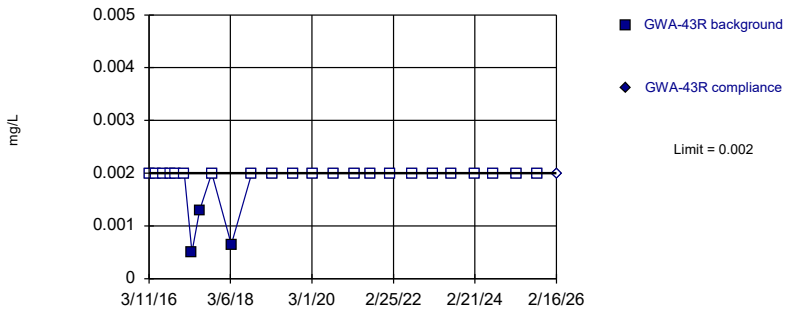

Non-parametric test used in lieu of parametric prediction limit because censored data exceeded 50%. Limit is highest of 25 background values. 88% NDs. Well-constituent pair annual alpha = 0.005656. Individual comparison alpha = 0.002832 (1 of 2).

Constituent: Arsenic Analysis Run 6/8/2026 4:29 PM View: Appendix I Intrawell
Plant Bowen Client: Southern Company Data: Bowen 1, 2, 9, & 10

Sanitas™ v.10.1.06e Software licensed to Groundwater Stats Consulting. UG
Hollow symbols indicate censored values.

Within Limit

Prediction Limit

Intrawell Non-parametric

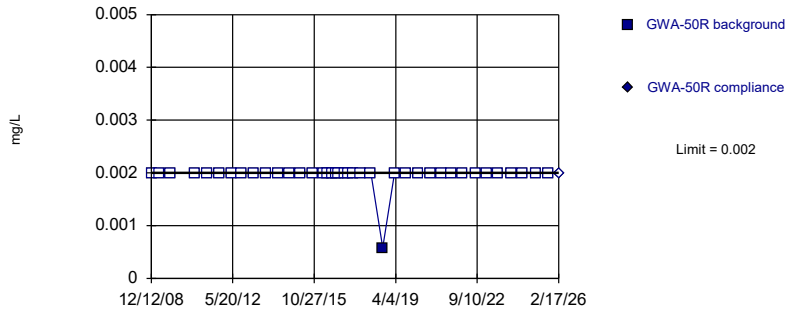

Non-parametric test used in lieu of parametric prediction limit because censored data exceeded 50%. Limit is highest of 39 background values. 97.44% NDs. Well-constituent pair annual alpha = 0.002451. Individual comparison alpha = 0.001226 (1 of 2).

Constituent: Arsenic Analysis Run 6/8/2026 4:29 PM View: Appendix I Intrawell
Plant Bowen Client: Southern Company Data: Bowen 1, 2, 9, & 10

Sanitas™ v.10.1.06e Software licensed to Groundwater Stats Consulting. UG
Hollow symbols indicate censored values.

Within Limit

Prediction Limit

Intrawell Non-parametric

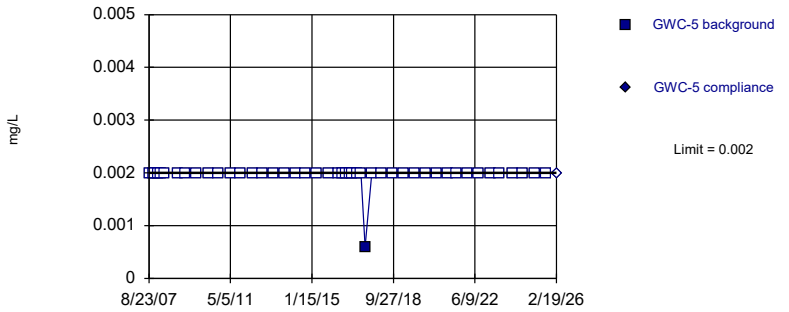

Non-parametric test used in lieu of parametric prediction limit because censored data exceeded 50%. Limit is highest of 46 background values. 97.83% NDs. Well-constituent pair annual alpha = 0.001829. Individual comparison alpha = 0.0009151 (1 of 2).

Constituent: Arsenic Analysis Run 6/8/2026 4:29 PM View: Appendix I Intrawell
Plant Bowen Client: Southern Company Data: Bowen 1, 2, 9, & 10

Sanitas™ v.10.1.06e Software licensed to Groundwater Stats Consulting. UG
Hollow symbols indicate censored values.

Within Limit

Prediction Limit

Intrawell Non-parametric

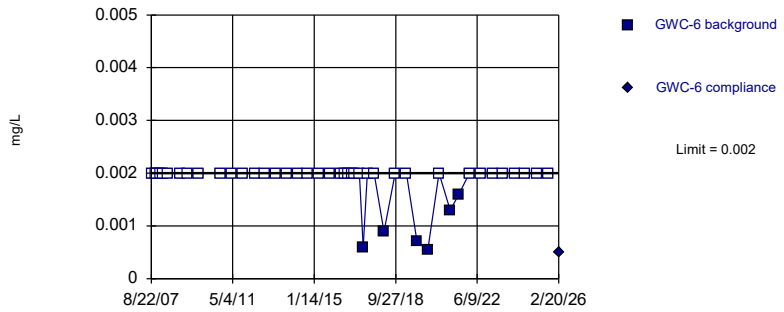

Non-parametric test used in lieu of parametric prediction limit because censored data exceeded 50%. Limit is highest of 45 background values. 86.67% NDs. Well-constituent pair annual alpha = 0.001911. Individual comparison alpha = 0.0009557 (1 of 2).

Constituent: Arsenic Analysis Run 6/8/2026 4:29 PM View: Appendix I Intrawell

Plant Bowen Client: Southern Company Data: Bowen 1, 2, 9, & 10

Sanitas™ v.10.1.06e Software licensed to Groundwater Stats Consulting. UG
Hollow symbols indicate censored values.

Within Limit

Prediction Limit

Intrawell Non-parametric

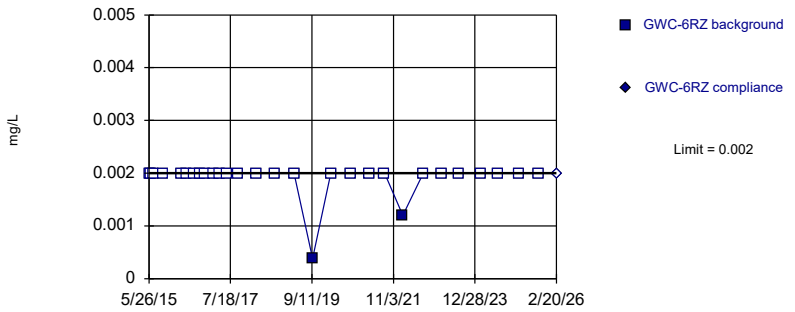

Non-parametric test used in lieu of parametric prediction limit because censored data exceeded 50%. Limit is highest of 29 background values. 93.1% NDs. Well-constituent pair annual alpha = 0.00434. Individual comparison alpha = 0.002172 (1 of 2).

Constituent: Arsenic Analysis Run 6/8/2026 4:29 PM View: Appendix I Intrawell

Plant Bowen Client: Southern Company Data: Bowen 1, 2, 9, & 10

Sanitas™ v.10.1.06e Software licensed to Groundwater Stats Consulting. UG
Hollow symbols indicate censored values.

Within Limit

Prediction Limit

Intrawell Non-parametric

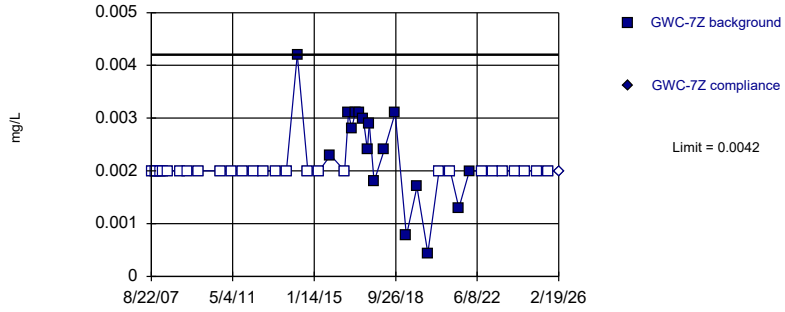

Non-parametric test used in lieu of parametric prediction limit because censored data exceeded 50%. Limit is highest of 45 background values. 62.22% NDs. Well-constituent pair annual alpha = 0.001911. Individual comparison alpha = 0.0009557 (1 of 2).

Constituent: Arsenic Analysis Run 6/8/2026 4:29 PM View: Appendix I Intrawell

Plant Bowen Client: Southern Company Data: Bowen 1, 2, 9, & 10

Sanitas™ v.10.1.06e Software licensed to Groundwater Stats Consulting. UG
Hollow symbols indicate censored values.

Within Limit

Prediction Limit

Intrawell Non-parametric

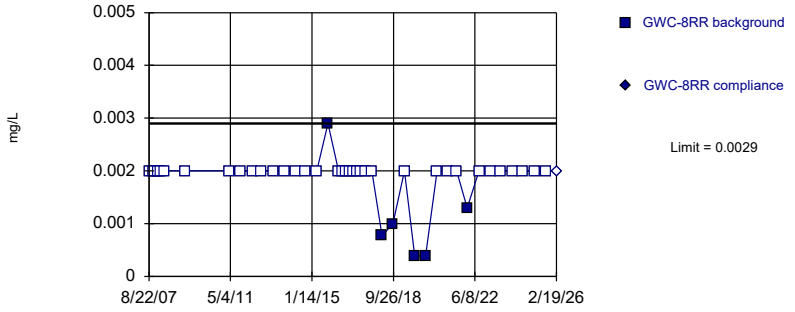

Non-parametric test used in lieu of parametric prediction limit because censored data exceeded 50%. Limit is highest of 42 background values. 85.71% NDs. Well-constituent pair annual alpha = 0.002154. Individual comparison alpha = 0.001077 (1 of 2).

Constituent: Arsenic Analysis Run 6/8/2026 4:29 PM View: Appendix I Intrawell

Plant Bowen Client: Southern Company Data: Bowen 1, 2, 9, & 10

Sanitas™ v.10.1.06e Software licensed to Groundwater Stats Consulting. UG
Hollow symbols indicate censored values.

Within Limit

Prediction Limit

Intrawell Non-parametric

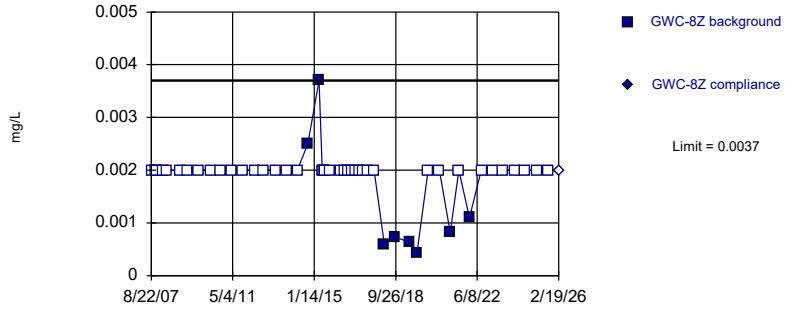

Non-parametric test used in lieu of parametric prediction limit because censored data exceeded 50%. Limit is highest of 48 background values. 83.33% NDs. Well-constituent pair annual alpha = 0.001667. Individual comparison alpha = 0.0008339 (1 of 2).

Constituent: Arsenic Analysis Run 6/8/2026 4:29 PM View: Appendix I Intrawell
Plant Bowen Client: Southern Company Data: Bowen 1, 2, 9, & 10

Sanitas™ v.10.1.06e Software licensed to Groundwater Stats Consulting. UG
Hollow symbols indicate censored values.

Within Limit

Prediction Limit

Intrawell Non-parametric

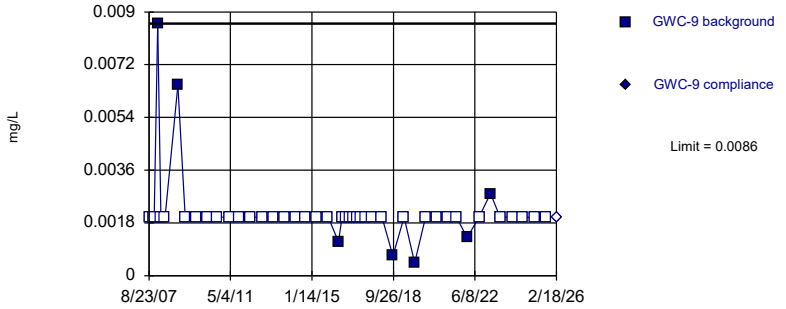

Non-parametric test used in lieu of parametric prediction limit because censored data exceeded 50%. Limit is highest of 46 background values. 84.78% NDs. Well-constituent pair annual alpha = 0.001829. Individual comparison alpha = 0.0009151 (1 of 2).

Constituent: Arsenic Analysis Run 6/8/2026 4:29 PM View: Appendix I Intrawell
Plant Bowen Client: Southern Company Data: Bowen 1, 2, 9, & 10

Sanitas™ v.10.1.06e Software licensed to Groundwater Stats Consulting. UG
Hollow symbols indicate censored values.

Within Limit

Prediction Limit

Intrawell Non-parametric

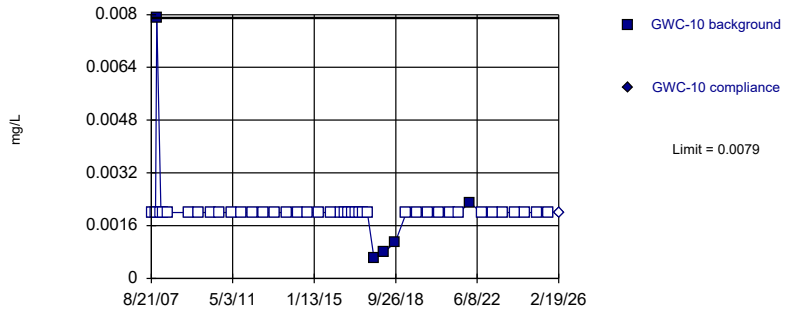

Non-parametric test used in lieu of parametric prediction limit because censored data exceeded 50%. Limit is highest of 45 background values. 88.89% NDs. Well-constituent pair annual alpha = 0.001911. Individual comparison alpha = 0.0009557 (1 of 2).

Constituent: Arsenic Analysis Run 6/8/2026 4:29 PM View: Appendix I Intrawell
Plant Bowen Client: Southern Company Data: Bowen 1, 2, 9, & 10

Sanitas™ v.10.1.06e Software licensed to Groundwater Stats Consulting. UG
Hollow symbols indicate censored values.

Within Limit

Prediction Limit

Intrawell Non-parametric

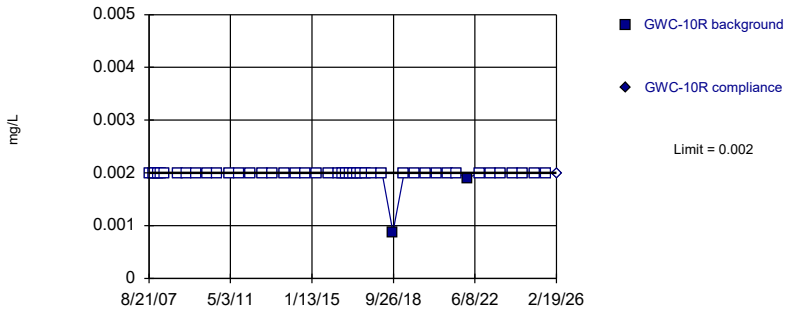

Non-parametric test used in lieu of parametric prediction limit because censored data exceeded 50%. Limit is highest of 46 background values. 95.65% NDs. Well-constituent pair annual alpha = 0.001829. Individual comparison alpha = 0.0009151 (1 of 2).

Constituent: Arsenic Analysis Run 6/8/2026 4:29 PM View: Appendix I Intrawell
Plant Bowen Client: Southern Company Data: Bowen 1, 2, 9, & 10

Sanitas™ v.10.1.06e Software licensed to Groundwater Stats Consulting. UG
Hollow symbols indicate censored values.

Within Limit

Prediction Limit

Intrawell Non-parametric

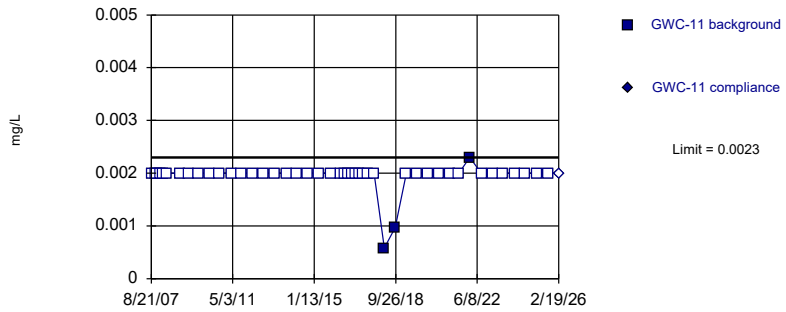

Non-parametric test used in lieu of parametric prediction limit because censored data exceeded 50%. Limit is highest of 46 background values. 93.48% NDs. Well-constituent pair annual alpha = 0.001829. Individual comparison alpha = 0.0009151 (1 of 2).

Constituent: Arsenic Analysis Run 6/8/2026 4:29 PM View: Appendix I Intrawell
Plant Bowen Client: Southern Company Data: Bowen 1, 2, 9, & 10

Sanitas™ v.10.1.06e Software licensed to Groundwater Stats Consulting. UG
Hollow symbols indicate censored values.

Within Limit

Prediction Limit

Intrawell Non-parametric

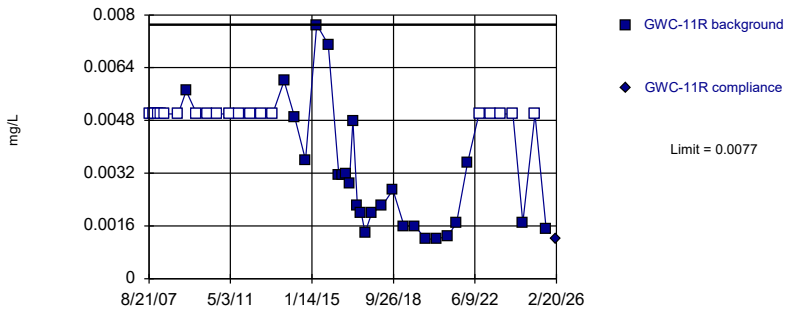

Non-parametric test used in lieu of parametric prediction limit because the Shapiro Wilk normality test showed the data to be non-normal at the 0.01 alpha level. Limit is highest of 46 background values. 43.48% NDs. Well-constituent pair annual alpha = 0.001829. Individual comparison alpha = 0.0009151 (1 of 2).

Constituent: Arsenic Analysis Run 6/8/2026 4:29 PM View: Appendix I Intrawell
Plant Bowen Client: Southern Company Data: Bowen 1, 2, 9, & 10

Sanitas™ v.10.1.06e Software licensed to Groundwater Stats Consulting. UG
Hollow symbols indicate censored values.

Within Limit

Prediction Limit

Intrawell Parametric

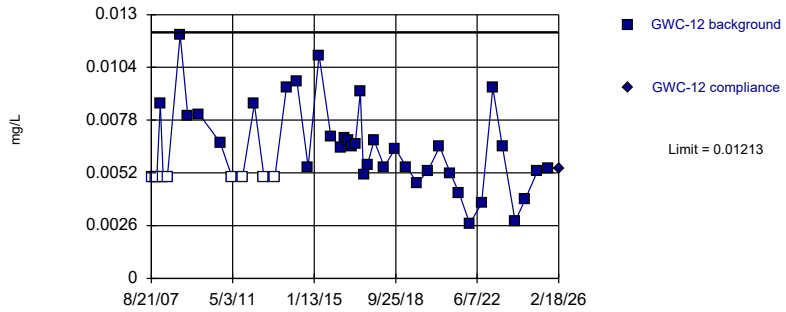

Background Data Summary (based on square root transformation) (after Kaplan-Meier Adjustment): Mean=0.07327, Std. Dev.=0.01479, n=45, 20% NDs. Normality test: Shapiro Wilk @alpha = 0.01, calculated = 0.953, critical = 0.926. Kappa = 2.492 (c=16, w=26, 1 of 2, event alpha = 0.05132). Report alpha = 0.0001266.

Constituent: Arsenic Analysis Run 6/8/2026 4:29 PM View: Appendix I Intrawell
Plant Bowen Client: Southern Company Data: Bowen 1, 2, 9, & 10

Sanitas™ v.10.1.06e Software licensed to Groundwater Stats Consulting. UG
Hollow symbols indicate censored values.

Within Limit

Prediction Limit

Intrawell Non-parametric

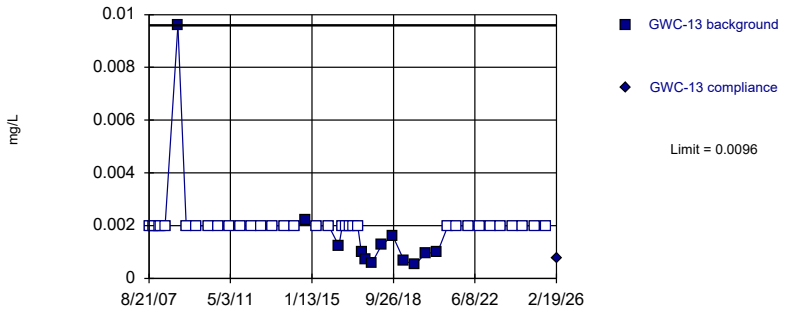

Non-parametric test used in lieu of parametric prediction limit because censored data exceeded 50%. Limit is highest of 46 background values. 73.91% NDs. Well-constituent pair annual alpha = 0.001829. Individual comparison alpha = 0.0009151 (1 of 2).

Constituent: Arsenic Analysis Run 6/8/2026 4:29 PM View: Appendix I Intrawell
Plant Bowen Client: Southern Company Data: Bowen 1, 2, 9, & 10

Sanitas™ v.10.1.06e Software licensed to Groundwater Stats Consulting. UG
Hollow symbols indicate censored values.

Within Limit

Prediction Limit

Intrawell Non-parametric

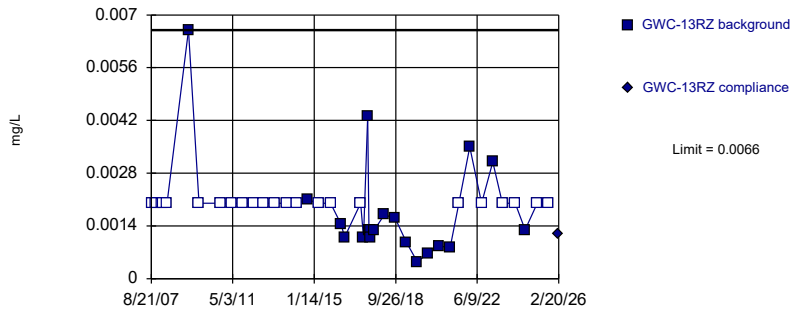

Non-parametric test used in lieu of parametric prediction limit because censored data exceeded 50%. Limit is highest of 44 background values. 54.55% NDs. Well-constituent pair annual alpha = 0.001992. Individual comparison alpha = 0.0009963 (1 of 2).

Constituent: Arsenic Analysis Run 6/8/2026 4:29 PM View: Appendix I Intrawell
Plant Bowen Client: Southern Company Data: Bowen 1, 2, 9, & 10

Sanitas™ v.10.1.06e Software licensed to Groundwater Stats Consulting. UG
Hollow symbols indicate censored values.

Within Limit

Prediction Limit

Intrawell Non-parametric

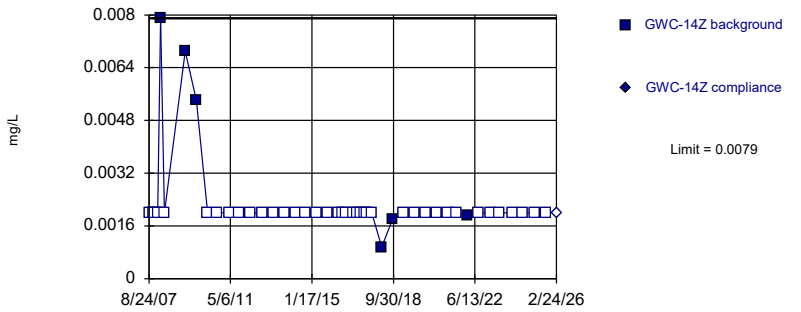

Non-parametric test used in lieu of parametric prediction limit because censored data exceeded 50%. Limit is highest of 45 background values. 86.67% NDs. Well-constituent pair annual alpha = 0.001911. Individual comparison alpha = 0.0009557 (1 of 2).

Constituent: Arsenic Analysis Run 6/8/2026 4:29 PM View: Appendix I Intrawell
Plant Bowen Client: Southern Company Data: Bowen 1, 2, 9, & 10

Sanitas™ v.10.1.06e Software licensed to Groundwater Stats Consulting. UG
Hollow symbols indicate censored values.

Within Limit

Prediction Limit

Intrawell Non-parametric

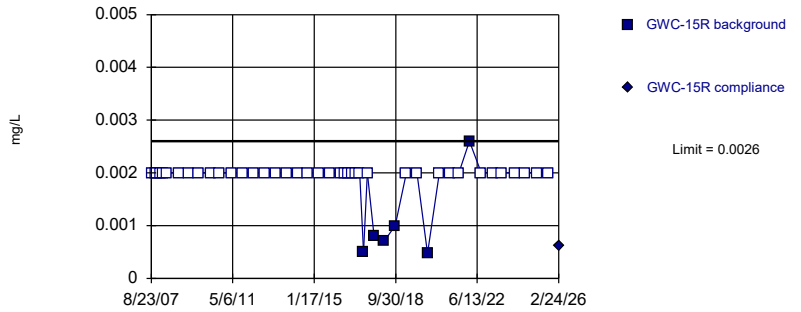

Non-parametric test used in lieu of parametric prediction limit because censored data exceeded 50%. Limit is highest of 46 background values. 86.96% NDs. Well-constituent pair annual alpha = 0.001829. Individual comparison alpha = 0.0009151 (1 of 2).

Constituent: Arsenic Analysis Run 6/8/2026 4:29 PM View: Appendix I Intrawell
Plant Bowen Client: Southern Company Data: Bowen 1, 2, 9, & 10

Sanitas™ v.10.1.06e Software licensed to Groundwater Stats Consulting. UG
Hollow symbols indicate censored values.

Within Limit

Prediction Limit

Intrawell Non-parametric

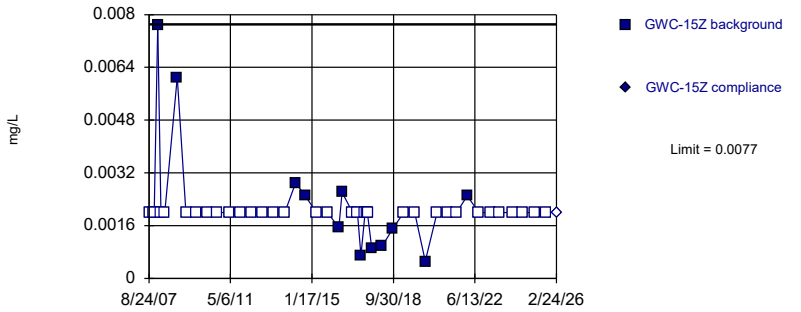

Non-parametric test used in lieu of parametric prediction limit because censored data exceeded 50%. Limit is highest of 46 background values. 73.91% NDs. Well-constituent pair annual alpha = 0.001829. Individual comparison alpha = 0.0009151 (1 of 2).

Constituent: Arsenic Analysis Run 6/8/2026 4:29 PM View: Appendix I Intrawell
Plant Bowen Client: Southern Company Data: Bowen 1, 2, 9, & 10

Sanitas™ v.10.1.06e Software licensed to Groundwater Stats Consulting. UG
Hollow symbols indicate censored values.
Within Limit

Prediction Limit

Intrawell Non-parametric

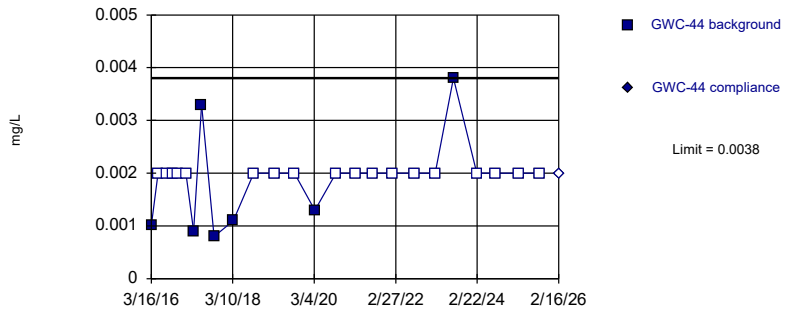

Non-parametric test used in lieu of parametric prediction limit because censored data exceeded 50%. Limit is highest of 25 background values. 72% NDs. Well-constituent pair annual alpha = 0.005656. Individual comparison alpha = 0.002832 (1 of 2).

Constituent: Arsenic Analysis Run 6/8/2026 4:29 PM View: Appendix I Intrawell
Plant Bowen Client: Southern Company Data: Bowen 1, 2, 9, & 10

Sanitas™ v.10.1.06e Software licensed to Groundwater Stats Consulting. UG
Hollow symbols indicate censored values.
Within Limit

Prediction Limit

Intrawell Non-parametric

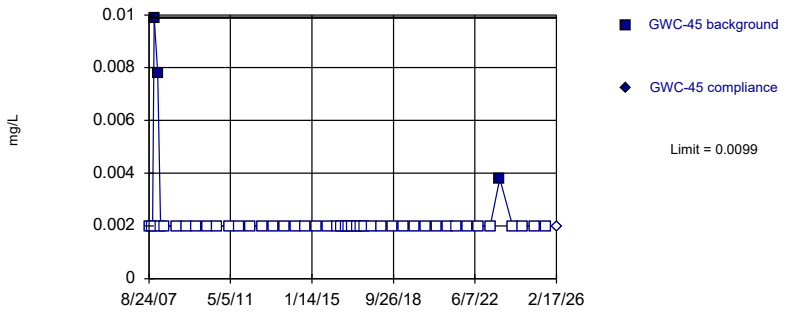

Non-parametric test used in lieu of parametric prediction limit because censored data exceeded 50%. Limit is highest of 46 background values. 93.48% NDs. Well-constituent pair annual alpha = 0.001829. Individual comparison alpha = 0.0009151 (1 of 2).

Constituent: Arsenic Analysis Run 6/8/2026 4:29 PM View: Appendix I Intrawell
Plant Bowen Client: Southern Company Data: Bowen 1, 2, 9, & 10

Sanitas™ v.10.1.06e Software licensed to Groundwater Stats Consulting. UG
Hollow symbols indicate censored values.
Within Limit

Prediction Limit

Intrawell Non-parametric

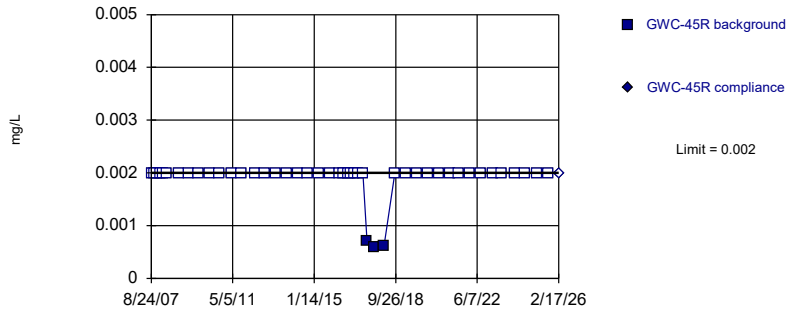

Non-parametric test used in lieu of parametric prediction limit because censored data exceeded 50%. Limit is highest of 46 background values. 93.48% NDs. Well-constituent pair annual alpha = 0.001829. Individual comparison alpha = 0.0009151 (1 of 2).

Constituent: Arsenic Analysis Run 6/8/2026 4:29 PM View: Appendix I Intrawell
Plant Bowen Client: Southern Company Data: Bowen 1, 2, 9, & 10

Sanitas™ v.10.1.06e Software licensed to Groundwater Stats Consulting. UG
Hollow symbols indicate censored values.
Within Limit

Prediction Limit

Intrawell Non-parametric

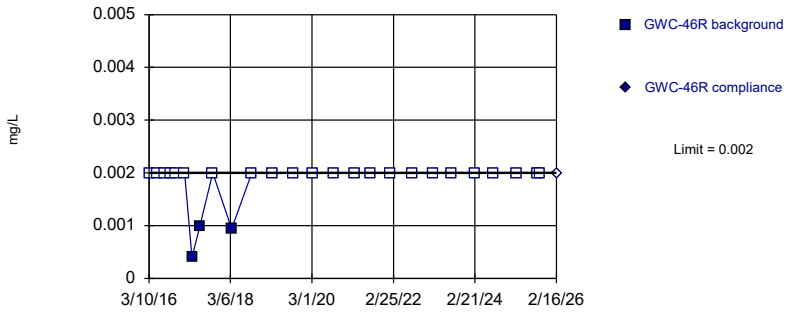

Non-parametric test used in lieu of parametric prediction limit because censored data exceeded 50%. Limit is highest of 26 background values. 88.46% NDs. Well-constituent pair annual alpha = 0.005327. Individual comparison alpha = 0.002667 (1 of 2).

Constituent: Arsenic Analysis Run 6/8/2026 4:29 PM View: Appendix I Intrawell
Plant Bowen Client: Southern Company Data: Bowen 1, 2, 9, & 10

Sanitas™ v.10.1.06e Software licensed to Groundwater Stats Consulting. UG
Hollow symbols indicate censored values.

Within Limit

Prediction Limit

Intrawell Non-parametric

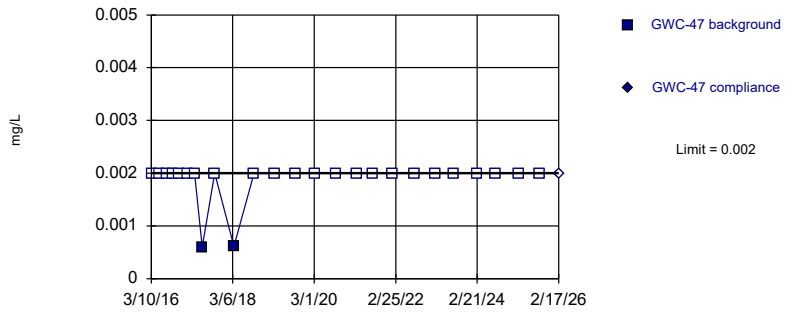

Non-parametric test used in lieu of parametric prediction limit because censored data exceeded 50%. Limit is highest of 25 background values. 92% NDs. Well-constituent pair annual alpha = 0.005656. Individual comparison alpha = 0.002832 (1 of 2).

Constituent: Arsenic Analysis Run 6/8/2026 4:29 PM View: Appendix I Intrawell
Plant Bowen Client: Southern Company Data: Bowen 1, 2, 9, & 10

Sanitas™ v.10.1.06e Software licensed to Groundwater Stats Consulting. UG
Hollow symbols indicate censored values.

Within Limit

Prediction Limit

Intrawell Non-parametric

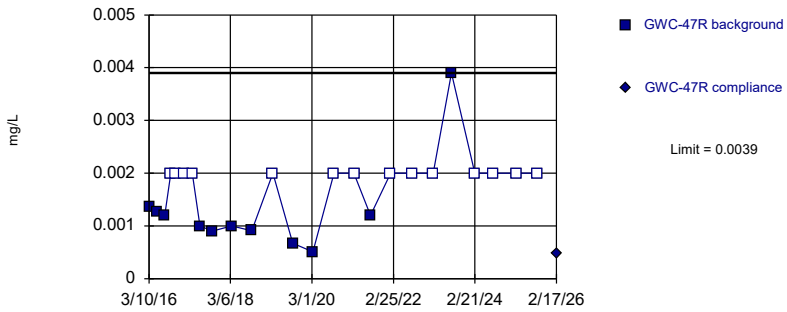

Non-parametric test used in lieu of parametric prediction limit because censored data exceeded 50%. Limit is highest of 25 background values. 56% NDs. Well-constituent pair annual alpha = 0.005656. Individual comparison alpha = 0.002832 (1 of 2).

Constituent: Arsenic Analysis Run 6/8/2026 4:29 PM View: Appendix I Intrawell
Plant Bowen Client: Southern Company Data: Bowen 1, 2, 9, & 10

Sanitas™ v.10.1.06e Software licensed to Groundwater Stats Consulting. UG
Hollow symbols indicate censored values.

Within Limit

Prediction Limit

Intrawell Non-parametric

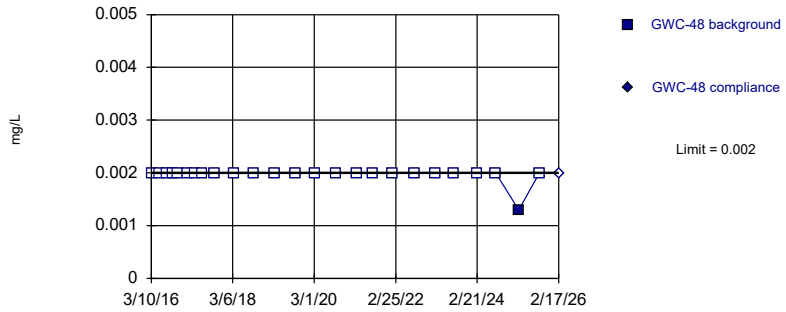

Non-parametric test used in lieu of parametric prediction limit because censored data exceeded 50%. Limit is highest of 25 background values. 96% NDs. Well-constituent pair annual alpha = 0.005656. Individual comparison alpha = 0.002832 (1 of 2).

Constituent: Arsenic Analysis Run 6/8/2026 4:29 PM View: Appendix I Intrawell
Plant Bowen Client: Southern Company Data: Bowen 1, 2, 9, & 10

Sanitas™ v.10.1.06e Software licensed to Groundwater Stats Consulting. UG
Hollow symbols indicate censored values.

Within Limit

Prediction Limit

Intrawell Non-parametric

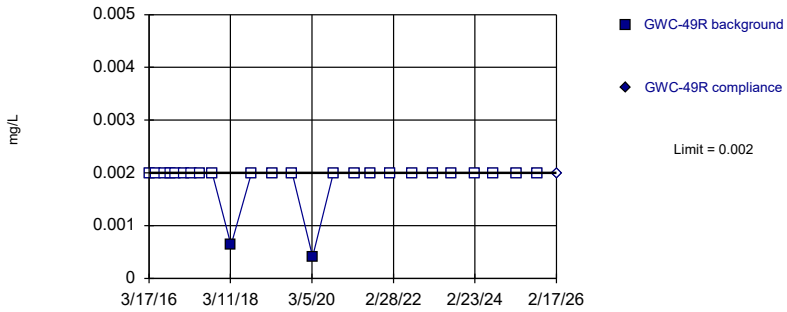

Non-parametric test used in lieu of parametric prediction limit because censored data exceeded 50%. Limit is highest of 25 background values. 92% NDs. Well-constituent pair annual alpha = 0.005656. Individual comparison alpha = 0.002832 (1 of 2).

Constituent: Arsenic Analysis Run 6/8/2026 4:29 PM View: Appendix I Intrawell
Plant Bowen Client: Southern Company Data: Bowen 1, 2, 9, & 10

Sanitas™ v.10.1.06e Software licensed to Groundwater Stats Consulting. UG
Hollow symbols indicate censored values.

Within Limit

Prediction Limit

Intrawell Non-parametric

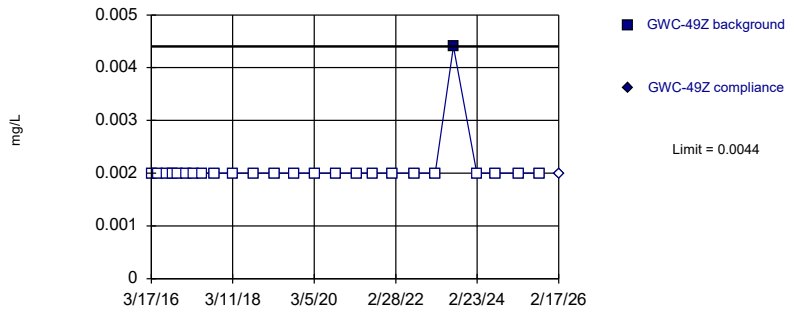

Non-parametric test used in lieu of parametric prediction limit because censored data exceeded 50%. Limit is highest of 25 background values. 96% NDs. Well-constituent pair annual alpha = 0.005656. Individual comparison alpha = 0.002832 (1 of 2).

Constituent: Arsenic Analysis Run 6/8/2026 4:29 PM View: Appendix I Intrawell
Plant Bowen Client: Southern Company Data: Bowen 1, 2, 9, & 10

Sanitas™ v.10.1.06e Software licensed to Groundwater Stats Consulting. UG

Within Limit

Prediction Limit

Intrawell Non-parametric

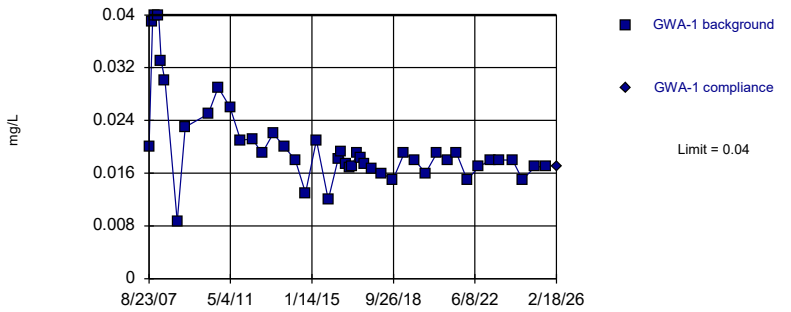

Non-parametric test used in lieu of parametric prediction limit because the Shapiro Wilk normality test showed the data to be non-normal at the 0.01 alpha level. Limit is highest of 45 background values. Well-constituent pair annual alpha = 0.001911. Individual comparison alpha = 0.0009557 (1 of 2).

Constituent: Barium Analysis Run 6/8/2026 4:29 PM View: Appendix I Intrawell
Plant Bowen Client: Southern Company Data: Bowen 1, 2, 9, & 10

Sanitas™ v.10.1.06e Software licensed to Groundwater Stats Consulting. UG

Within Limit

Prediction Limit

Intrawell Parametric

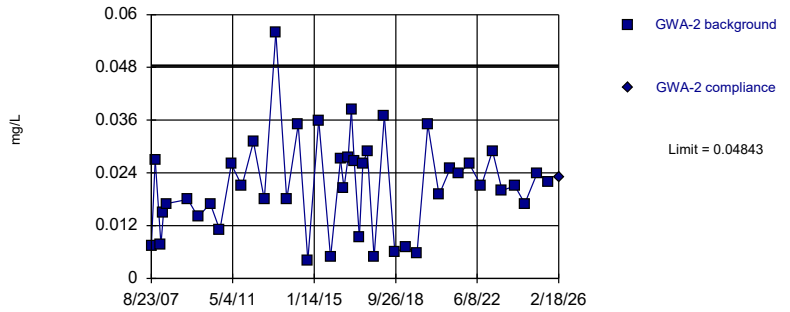

Background Data Summary: Mean=0.02118, Std. Dev.=0.01091, n=44. Normality test: Shapiro Wilk @alpha = 0.01, calculated = 0.9532, critical = 0.924. Kappa = 2.498 (c=16, w=26, 1 of 2, event alpha = 0.05132). Report alpha = 0.0001266.

Constituent: Barium Analysis Run 6/8/2026 4:29 PM View: Appendix I Intrawell
Plant Bowen Client: Southern Company Data: Bowen 1, 2, 9, & 10

Sanitas™ v.10.1.06e Software licensed to Groundwater Stats Consulting. UG

Within Limit

Prediction Limit

Intrawell Parametric

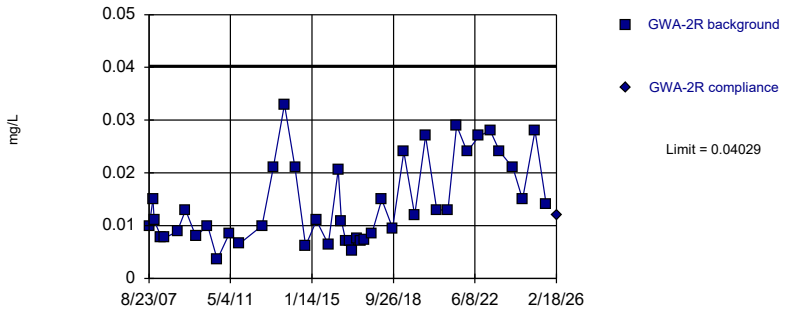

Background Data Summary (based on cube root transformation): Mean=0.2341, Std. Dev.=0.04351, n=44. Normality test: Shapiro Wilk @alpha = 0.01, calculated = 0.9292, critical = 0.924. Kappa = 2.498 (c=16, w=26, 1 of 2, event alpha = 0.05132). Report alpha = 0.0001266.

Constituent: Barium Analysis Run 6/8/2026 4:29 PM View: Appendix I Intrawell
Plant Bowen Client: Southern Company Data: Bowen 1, 2, 9, & 10

Sanitas™ v.10.1.06e Software licensed to Groundwater Stats Consulting. UG

Within Limit

Prediction Limit

Intrawell Parametric

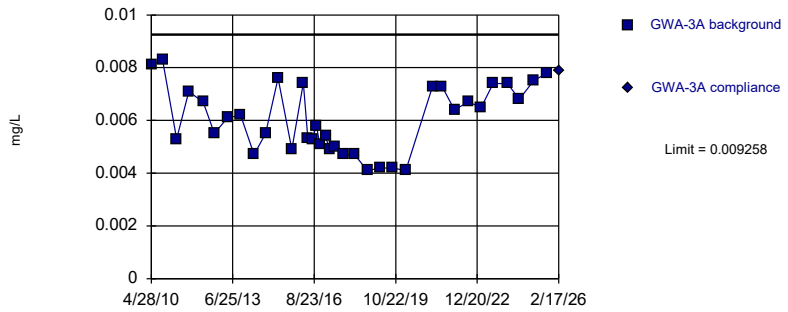

Background Data Summary: Mean=0.006037, Std. Dev.=0.001261, n=36. Normality test: Shapiro Wilk @alpha = 0.01, calculated = 0.9336, critical = 0.912. Kappa = 2.554 (c=16, w=26, 1 of 2, event alpha = 0.05132). Report alpha = 0.0001266.

Constituent: Barium Analysis Run 6/8/2026 4:30 PM View: Appendix I Intrawell
Plant Bowen Client: Southern Company Data: Bowen 1, 2, 9, & 10

Sanitas™ v.10.1.06e Software licensed to Groundwater Stats Consulting. UG

Within Limit

Prediction Limit

Intrawell Parametric

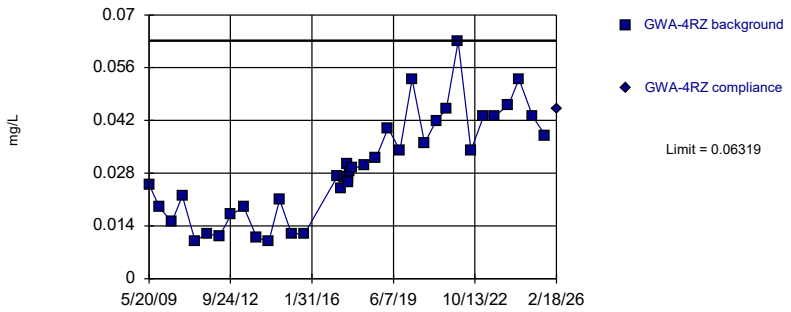

Background Data Summary: Mean=0.02915, Std. Dev.=0.01345, n=39. Normality test: Shapiro Wilk @alpha = 0.01, calculated = 0.9546, critical = 0.917. Kappa = 2.53 (c=16, w=26, 1 of 2, event alpha = 0.05132). Report alpha = 0.0001266.

Constituent: Barium Analysis Run 6/8/2026 4:30 PM View: Appendix I Intrawell
Plant Bowen Client: Southern Company Data: Bowen 1, 2, 9, & 10

Sanitas™ v.10.1.06e Software licensed to Groundwater Stats Consulting. UG

Within Limit

Prediction Limit

Intrawell Non-parametric

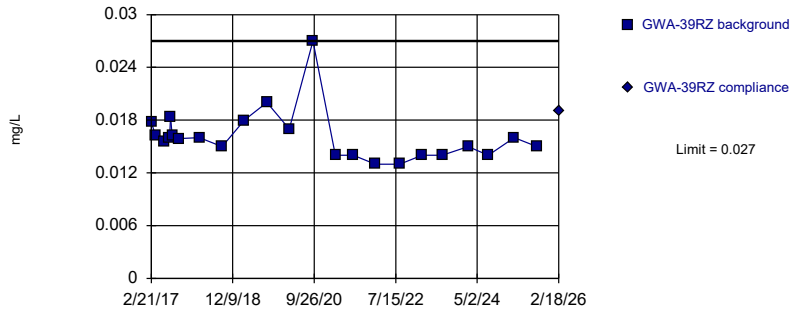

Non-parametric test used in lieu of parametric prediction limit because the Shapiro Wilk normality test showed the data to be non-normal at the 0.01 alpha level. Limit is highest of 23 background values. Well-constituent pair annual alpha = 0.006819. Individual comparison alpha = 0.003415 (1 of 2).

Constituent: Barium Analysis Run 6/8/2026 4:30 PM View: Appendix I Intrawell
Plant Bowen Client: Southern Company Data: Bowen 1, 2, 9, & 10

Sanitas™ v.10.1.06e Software licensed to Groundwater Stats Consulting. UG

Within Limit

Prediction Limit

Intrawell Parametric

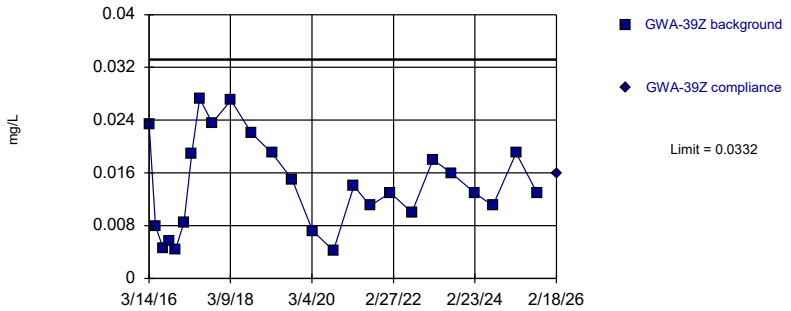

Background Data Summary: Mean=0.01426, Std. Dev.=0.007019, n=25. Normality test: Shapiro Wilk @alpha = 0.01, calculated = 0.9522, critical = 0.888. Kappa = 2.698 (c=16, w=26, 1 of 2, event alpha = 0.05132). Report alpha = 0.0001266.

Constituent: Barium Analysis Run 6/8/2026 4:30 PM View: Appendix I Intrawell
Plant Bowen Client: Southern Company Data: Bowen 1, 2, 9, & 10

Sanitas™ v.10.1.06e Software licensed to Groundwater Stats Consulting. UG

Within Limit

Prediction Limit

Intrawell Parametric

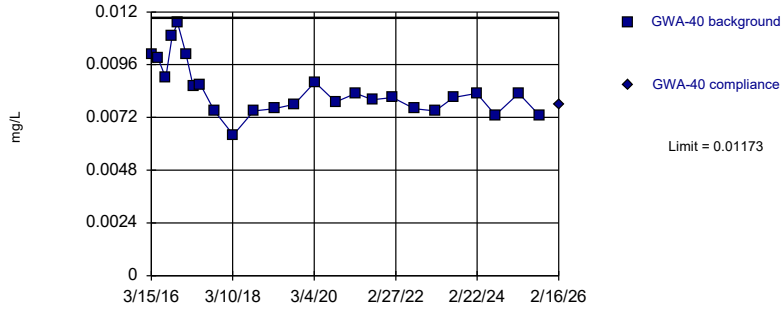

Background Data Summary: Mean=0.008445, Std. Dev.=0.001219, n=25. Normality test: Shapiro Wilk @alpha = 0.01, calculated = 0.9085, critical = 0.888. Kappa = 2.698 (c=16, w=26, 1 of 2, event alpha = 0.05132). Report alpha = 0.0001266.

Constituent: Barium Analysis Run 6/8/2026 4:30 PM View: Appendix I Intrawell
Plant Bowen Client: Southern Company Data: Bowen 1, 2, 9, & 10

Sanitas™ v.10.1.06e Software licensed to Groundwater Stats Consulting. UG

Within Limit

Prediction Limit

Intrawell Parametric

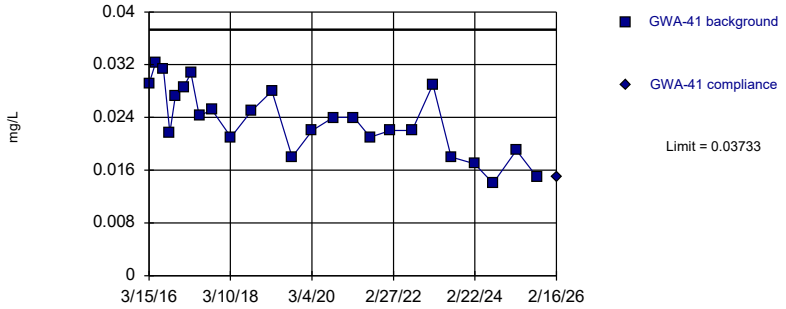

Background Data Summary: Mean=0.02357, Std. Dev.=0.005099, n=25. Normality test: Shapiro Wilk @alpha = 0.01, calculated = 0.9697, critical = 0.888. Kappa = 2.698 (c=16, w=26, 1 of 2, event alpha = 0.05132). Report alpha = 0.0001266.

Constituent: Barium Analysis Run 6/8/2026 4:30 PM View: Appendix I Intrawell
Plant Bowen Client: Southern Company Data: Bowen 1, 2, 9, & 10

Sanitas™ v.10.1.06e Software licensed to Groundwater Stats Consulting. UG

Within Limit

Prediction Limit

Intrawell Parametric

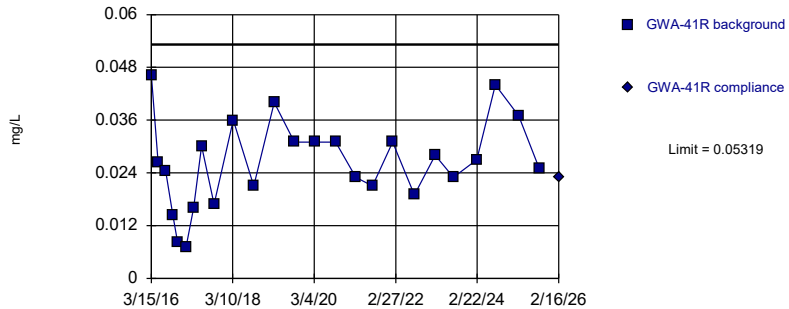

Background Data Summary: Mean=0.02631, Std. Dev.=0.009964, n=25. Normality test: Shapiro Wilk @alpha = 0.01, calculated = 0.9817, critical = 0.888. Kappa = 2.698 (c=16, w=26, 1 of 2, event alpha = 0.05132). Report alpha = 0.0001266.

Constituent: Barium Analysis Run 6/8/2026 4:30 PM View: Appendix I Intrawell
Plant Bowen Client: Southern Company Data: Bowen 1, 2, 9, & 10

Sanitas™ v.10.1.06e Software licensed to Groundwater Stats Consulting. UG

Within Limit

Prediction Limit

Intrawell Parametric

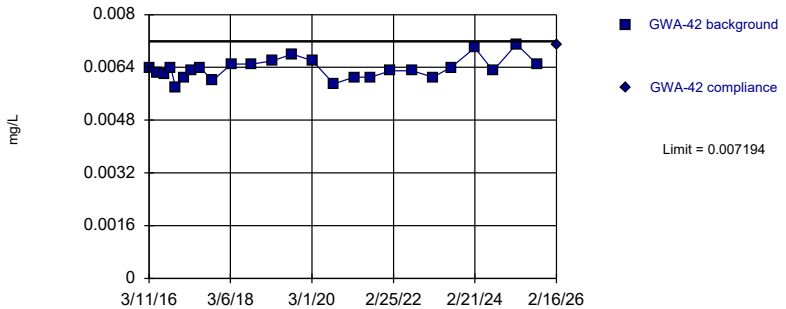

Background Data Summary: Mean=0.006356, Std. Dev.=0.0003106, n=25. Normality test: Shapiro Wilk @alpha = 0.01, calculated = 0.9578, critical = 0.888. Kappa = 2.698 (c=16, w=26, 1 of 2, event alpha = 0.05132). Report alpha = 0.0001266.

Constituent: Barium Analysis Run 6/8/2026 4:30 PM View: Appendix I Intrawell
Plant Bowen Client: Southern Company Data: Bowen 1, 2, 9, & 10

Sanitas™ v.10.1.06e Software licensed to Groundwater Stats Consulting. UG

Within Limit

Prediction Limit

Intrawell Parametric

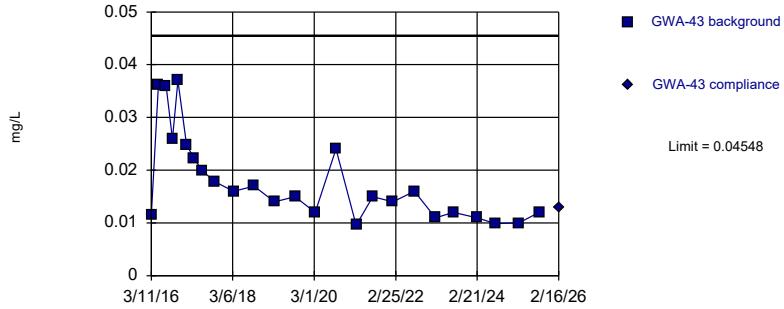

Background Data Summary (based on cube root transformation): Mean=0.2568, Std. Dev.=0.0371, n=25. Normality test: Shapiro Wilk @alpha = 0.01, calculated = 0.8925, critical = 0.888. Kappa = 2.698 (c=16, w=26, 1 of 2, event alpha = 0.05132). Report alpha = 0.0001266.

Constituent: Barium Analysis Run 6/8/2026 4:30 PM View: Appendix I Intrawell
Plant Bowen Client: Southern Company Data: Bowen 1, 2, 9, & 10

Sanitas™ v.10.1.06e Software licensed to Groundwater Stats Consulting. UG

Within Limit

Prediction Limit

Intrawell Parametric

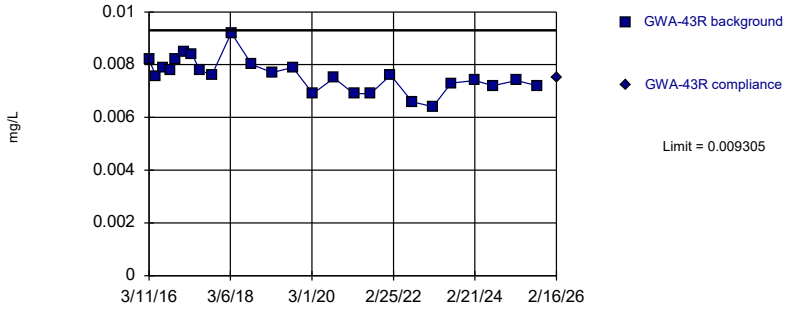

Background Data Summary: Mean=0.007602, Std. Dev.=0.0006311, n=25. Normality test: Shapiro Wilk @alpha = 0.01, calculated = 0.9838, critical = 0.888. Kappa = 2.698 (c=16, w=26, 1 of 2, event alpha = 0.05132). Report alpha = 0.0001266.

Constituent: Barium Analysis Run 6/8/2026 4:30 PM View: Appendix I Intrawell
Plant Bowen Client: Southern Company Data: Bowen 1, 2, 9, & 10

Sanitas™ v.10.1.06e Software licensed to Groundwater Stats Consulting. UG

Within Limit

Prediction Limit

Intrawell Parametric

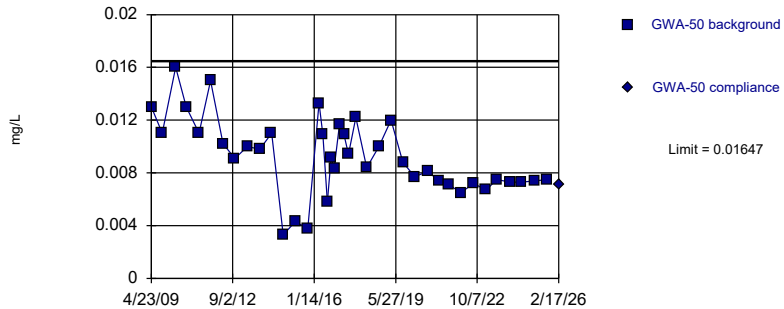

Background Data Summary: Mean=0.009208, Std. Dev.=0.002869, n=39. Normality test: Shapiro Wilk @alpha = 0.01, calculated = 0.9793, critical = 0.917. Kappa = 2.53 (c=16, w=26, 1 of 2, event alpha = 0.05132). Report alpha = 0.0001266.

Constituent: Barium Analysis Run 6/8/2026 4:30 PM View: Appendix I Intrawell
Plant Bowen Client: Southern Company Data: Bowen 1, 2, 9, & 10

Sanitas™ v.10.1.06e Software licensed to Groundwater Stats Consulting. UG

Within Limit

Prediction Limit

Intrawell Parametric

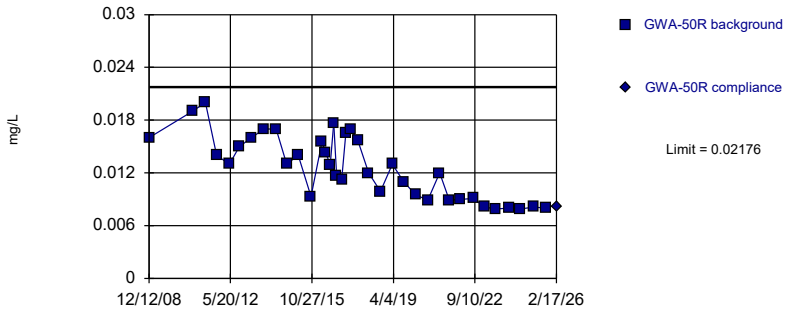

Background Data Summary: Mean=0.01263, Std. Dev.=0.003587, n=37. Normality test: Shapiro Wilk @alpha = 0.01, calculated = 0.9268, critical = 0.914. Kappa = 2.546 (c=16, w=26, 1 of 2, event alpha = 0.05132). Report alpha = 0.0001266.

Constituent: Barium Analysis Run 6/8/2026 4:30 PM View: Appendix I Intrawell
Plant Bowen Client: Southern Company Data: Bowen 1, 2, 9, & 10

Sanitas™ v.10.1.06e Software licensed to Groundwater Stats Consulting. UG

Within Limit

Prediction Limit

Intrawell Non-parametric

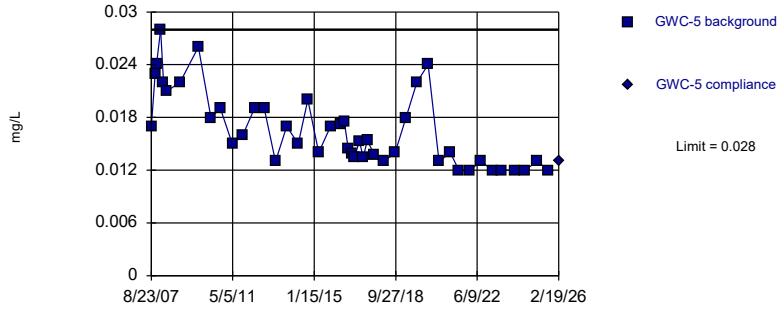

Non-parametric test used in lieu of parametric prediction limit because the Shapiro Wilk normality test showed the data to be non-normal at the 0.01 alpha level. Limit is highest of 45 background values. Well-constituent pair annual alpha = 0.001911. Individual comparison alpha = 0.0009557 (1 of 2).

Constituent: Barium Analysis Run 6/8/2026 4:30 PM View: Appendix I Intrawell
Plant Bowen Client: Southern Company Data: Bowen 1, 2, 9, & 10

Sanitas™ v.10.1.06e Software licensed to Groundwater Stats Consulting. UG

Within Limit

Prediction Limit

Intrawell Parametric

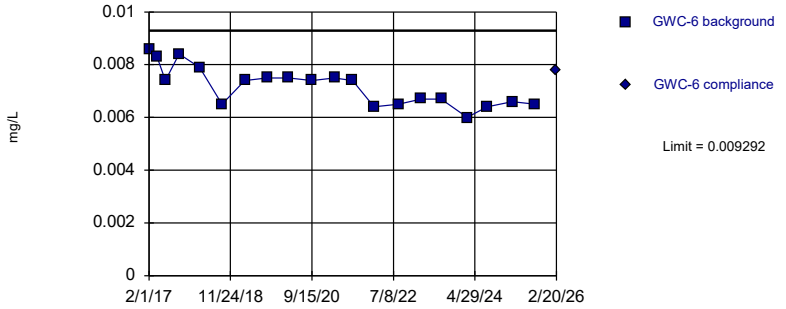

Background Data Summary: Mean=0.00718, Std. Dev.=0.0007459, n=20. Normality test: Shapiro Wilk @alpha = 0.01, calculated = 0.9236, critical = 0.868. Kappa = 2.832 (c=16, w=26, 1 of 2, event alpha = 0.05132). Report alpha = 0.0001266.

Constituent: Barium Analysis Run 6/8/2026 4:30 PM View: Appendix I Intrawell
Plant Bowen Client: Southern Company Data: Bowen 1, 2, 9, & 10

Sanitas™ v.10.1.06e Software licensed to Groundwater Stats Consulting. UG

Within Limit

Prediction Limit

Intrawell Parametric

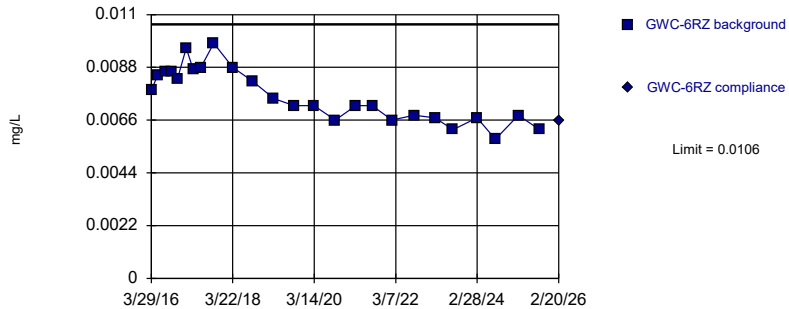

Background Data Summary: Mean=0.007617, Std. Dev.=0.001105, n=25. Normality test: Shapiro Wilk @alpha = 0.01, calculated = 0.9468, critical = 0.888. Kappa = 2.698 (c=16, w=26, 1 of 2, event alpha = 0.05132). Report alpha = 0.0001266.

Constituent: Barium Analysis Run 6/8/2026 4:30 PM View: Appendix I Intrawell
Plant Bowen Client: Southern Company Data: Bowen 1, 2, 9, & 10

Sanitas™ v.10.1.06e Software licensed to Groundwater Stats Consulting. UG

Within Limit

Prediction Limit

Intrawell Parametric

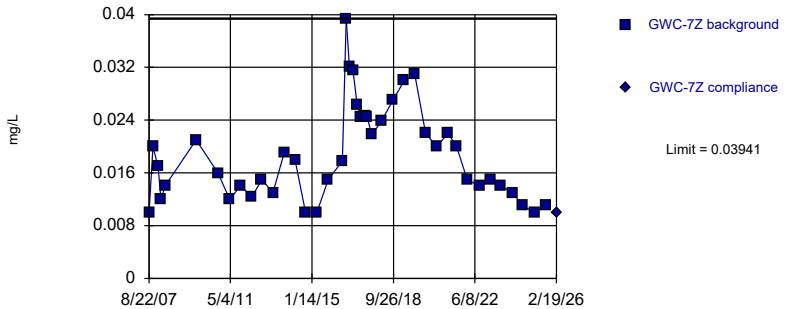

Background Data Summary (based on square root transformation): Mean=0.1348, Std. Dev.=0.02537, n=42. Normality test: Shapiro Wilk @alpha = 0.01, calculated = 0.9447, critical = 0.922. Kappa = 2.51 (c=16, w=26, 1 of 2, event alpha = 0.05132). Report alpha = 0.0001266.

Constituent: Barium Analysis Run 6/8/2026 4:30 PM View: Appendix I Intrawell
Plant Bowen Client: Southern Company Data: Bowen 1, 2, 9, & 10

Sanitas™ v.10.1.06e Software licensed to Groundwater Stats Consulting. UG

Within Limit

Prediction Limit

Intrawell Non-parametric

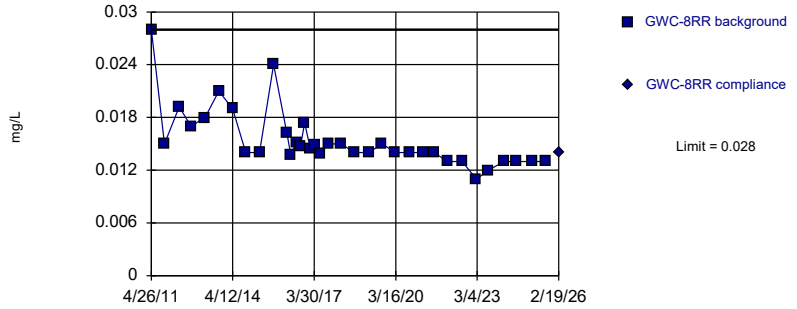

Non-parametric test used in lieu of parametric prediction limit because the Shapiro Wilk normality test showed the data to be non-normal at the 0.01 alpha level. Limit is highest of 35 background values. Well-constituent pair annual alpha = 0.002991. Individual comparison alpha = 0.001497 (1 of 2).

Constituent: Barium Analysis Run 6/8/2026 4:30 PM View: Appendix I Intrawell
Plant Bowen Client: Southern Company Data: Bowen 1, 2, 9, & 10

Sanitas™ v.10.1.06e Software licensed to Groundwater Stats Consulting. UG

Within Limit

Prediction Limit

Intrawell Non-parametric

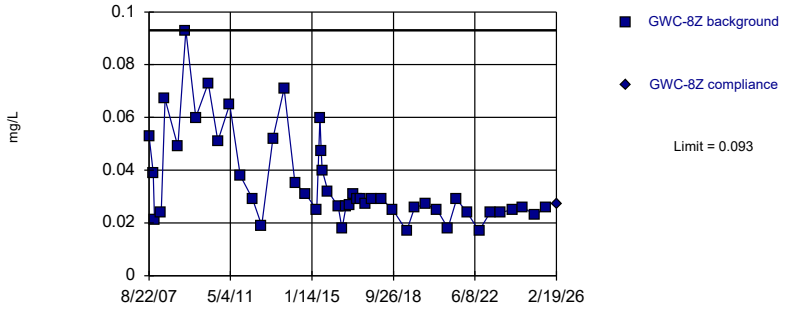

Non-parametric test used in lieu of parametric prediction limit because the Shapiro Wilk normality test showed the data to be non-normal at the 0.01 alpha level. Limit is highest of 48 background values. Well-constituent pair annual alpha = 0.001667. Individual comparison alpha = 0.0008339 (1 of 2).

Constituent: Barium Analysis Run 6/8/2026 4:30 PM View: Appendix I Intrawell
Plant Bowen Client: Southern Company Data: Bowen 1, 2, 9, & 10

Sanitas™ v.10.1.06e Software licensed to Groundwater Stats Consulting. UG

Within Limit

Prediction Limit

Intrawell Parametric

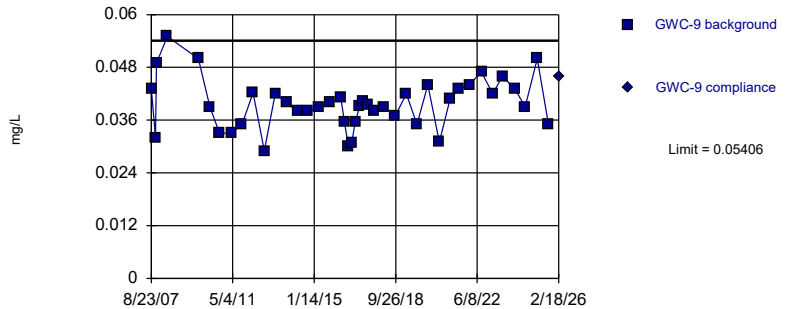

Background Data Summary: Mean=0.03965, Std. Dev.=0.005741, n=42. Normality test: Shapiro Wilk @alpha = 0.01, calculated = 0.9748, critical = 0.922. Kappa = 2.51 (c=16, w=26, 1 of 2, event alpha = 0.05132). Report alpha = 0.0001266.

Constituent: Barium Analysis Run 6/8/2026 4:30 PM View: Appendix I Intrawell
Plant Bowen Client: Southern Company Data: Bowen 1, 2, 9, & 10

Sanitas™ v.10.1.06e Software licensed to Groundwater Stats Consulting. UG

Within Limit

Prediction Limit

Intrawell Parametric

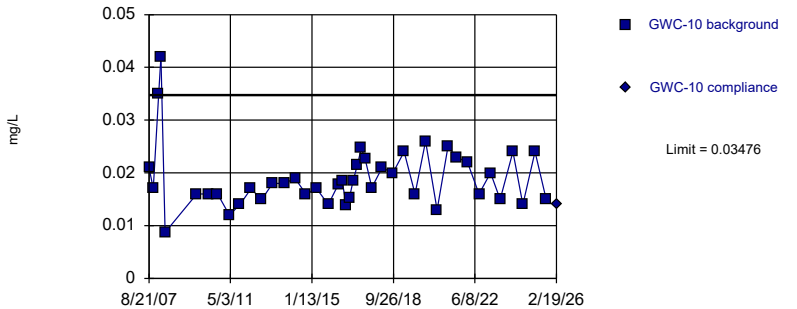

Background Data Summary (based on square root transformation): Mean=0.1367, Std. Dev.=0.01988, n=43. Normality test: Shapiro Wilk @alpha = 0.01, calculated = 0.9306, critical = 0.923. Kappa = 2.504 (c=16, w=26, 1 of 2, event alpha = 0.05132). Report alpha = 0.0001266.

Constituent: Barium Analysis Run 6/8/2026 4:30 PM View: Appendix I Intrawell
Plant Bowen Client: Southern Company Data: Bowen 1, 2, 9, & 10

Sanitas™ v.10.1.06e Software licensed to Groundwater Stats Consulting. UG

Within Limit

Prediction Limit

Intrawell Parametric

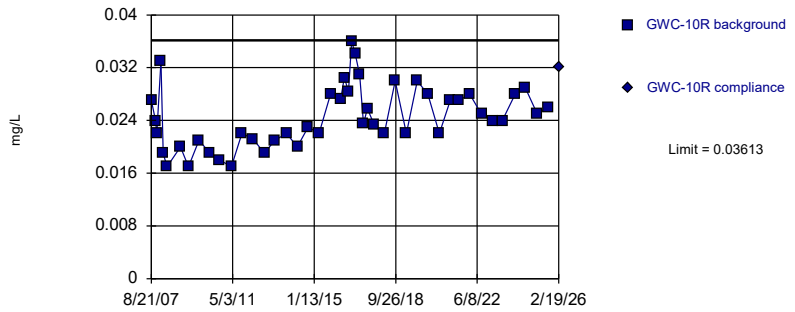

Background Data Summary: Mean=0.02455, Std. Dev.=0.004657, n=46. Normality test: Shapiro Wilk @alpha = 0.01, calculated = 0.9645, critical = 0.927. Kappa = 2.487 (c=16, w=26, 1 of 2, event alpha = 0.05132). Report alpha = 0.0001266.

Constituent: Barium Analysis Run 6/8/2026 4:30 PM View: Appendix I Intrawell
Plant Bowen Client: Southern Company Data: Bowen 1, 2, 9, & 10

Sanitas™ v.10.1.06e Software licensed to Groundwater Stats Consulting. UG

Within Limit

Prediction Limit

Intrawell Non-parametric

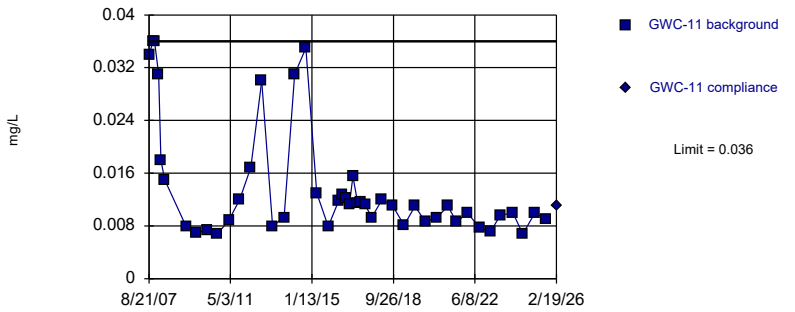

Non-parametric test used in lieu of parametric prediction limit because the Shapiro Wilk normality test showed the data to be non-normal at the 0.01 alpha level. Limit is highest of 45 background values. Well-constituent pair annual alpha = 0.001911. Individual comparison alpha = 0.0009557 (1 of 2).

Constituent: Barium Analysis Run 6/8/2026 4:30 PM View: Appendix I Intrawell
Plant Bowen Client: Southern Company Data: Bowen 1, 2, 9, & 10

Sanitas™ v.10.1.06e Software licensed to Groundwater Stats Consulting. UG

Within Limit

Prediction Limit

Intrawell Non-parametric

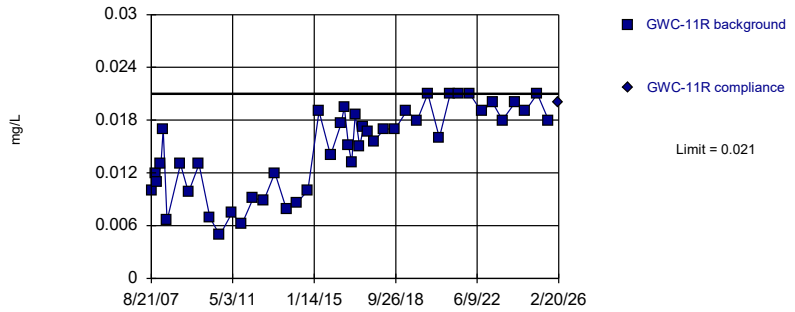

Non-parametric test used in lieu of parametric prediction limit because the Shapiro Wilk normality test showed the data to be non-normal at the 0.01 alpha level. Limit is highest of 46 background values. Well-constituent pair annual alpha = 0.001829. Individual comparison alpha = 0.0009151 (1 of 2).

Constituent: Barium Analysis Run 6/8/2026 4:30 PM View: Appendix I Intrawell
Plant Bowen Client: Southern Company Data: Bowen 1, 2, 9, & 10

Sanitas™ v.10.1.06e Software licensed to Groundwater Stats Consulting. UG

Within Limit

Prediction Limit

Intrawell Non-parametric

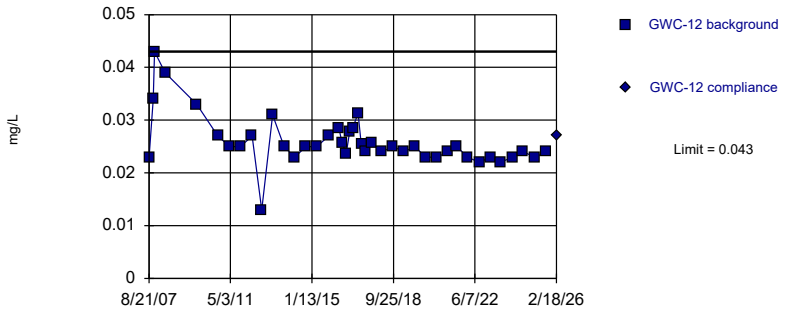

Non-parametric test used in lieu of parametric prediction limit because the Shapiro Wilk normality test showed the data to be non-normal at the 0.01 alpha level. Limit is highest of 41 background values. Well-constituent pair annual alpha = 0.002235. Individual comparison alpha = 0.001118 (1 of 2).

Constituent: Barium Analysis Run 6/8/2026 4:30 PM View: Appendix I Intrawell
Plant Bowen Client: Southern Company Data: Bowen 1, 2, 9, & 10

Sanitas™ v.10.1.06e Software licensed to Groundwater Stats Consulting. UG

Within Limit

Prediction Limit

Intrawell Parametric

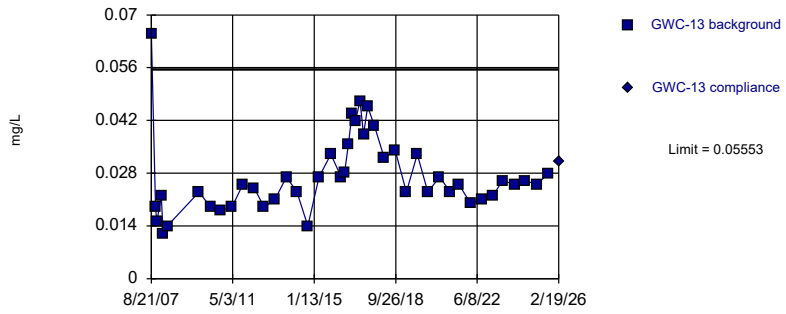

Background Data Summary (based on square root transformation): Mean=0.1626, Std. Dev.=0.02923, n=44. Normality test: Shapiro Wilk @alpha = 0.01, calculated = 0.9487, critical = 0.924. Kappa = 2.498 (c=16, w=26, 1 of 2, event alpha = 0.05132). Report alpha = 0.0001266.

Constituent: Barium Analysis Run 6/8/2026 4:30 PM View: Appendix I Intrawell
Plant Bowen Client: Southern Company Data: Bowen 1, 2, 9, & 10

Sanitas™ v.10.1.06e Software licensed to Groundwater Stats Consulting. UG

Within Limit

Prediction Limit

Intrawell Parametric

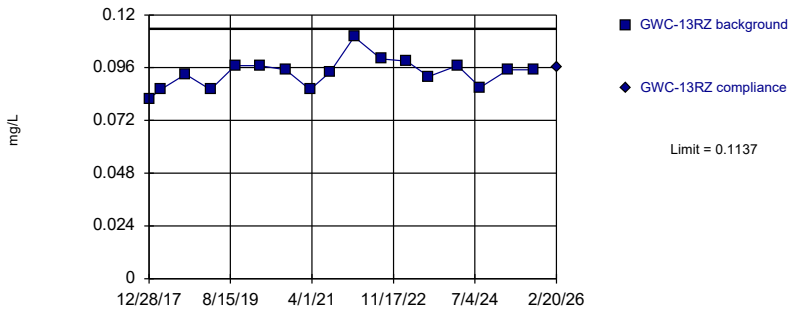

Background Data Summary: Mean=0.09359, Std. Dev.=0.006774, n=17. Normality test: Shapiro Wilk @alpha = 0.05, calculated = 0.938, critical = 0.892. Kappa = 2.968 (c=16, w=26, 1 of 2, event alpha = 0.05132). Report alpha = 0.0001266.

Constituent: Barium Analysis Run 6/8/2026 4:30 PM View: Appendix I Intrawell
Plant Bowen Client: Southern Company Data: Bowen 1, 2, 9, & 10

Sanitas™ v.10.1.06e Software licensed to Groundwater Stats Consulting. UG

Within Limit

Prediction Limit

Intrawell Non-parametric

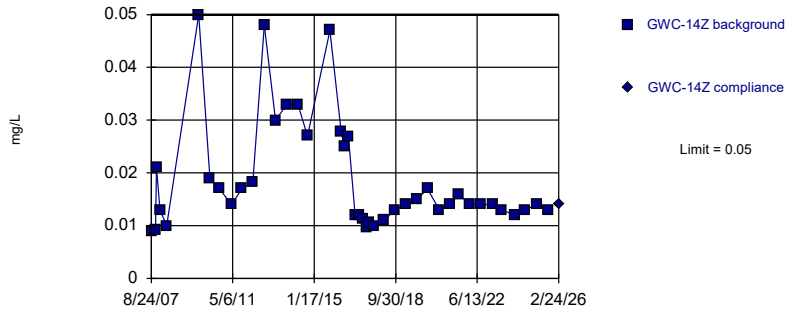

Non-parametric test used in lieu of parametric prediction limit because the Shapiro Wilk normality test showed the data to be non-normal at the 0.01 alpha level. Limit is highest of 42 background values. Well-constituent pair annual alpha = 0.002154. Individual comparison alpha = 0.001077 (1 of 2).

Constituent: Barium Analysis Run 6/8/2026 4:30 PM View: Appendix I Intrawell
Plant Bowen Client: Southern Company Data: Bowen 1, 2, 9, & 10

Sanitas™ v.10.1.06e Software licensed to Groundwater Stats Consulting. UG

Within Limit

Prediction Limit

Intrawell Parametric

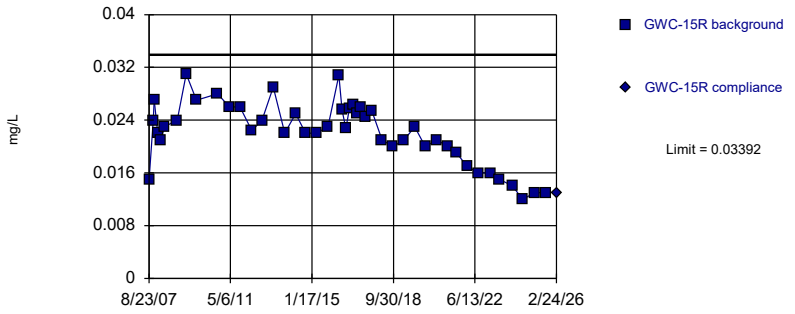

Background Data Summary: Mean=0.02214, Std. Dev.=0.004726, n=45. Normality test: Shapiro Wilk @alpha = 0.01, calculated = 0.9528, critical = 0.926. Kappa = 2.492 (c=16, w=26, 1 of 2, event alpha = 0.05132). Report alpha = 0.0001266.

Constituent: Barium Analysis Run 6/8/2026 4:30 PM View: Appendix I Intrawell
Plant Bowen Client: Southern Company Data: Bowen 1, 2, 9, & 10

Sanitas™ v.10.1.06e Software licensed to Groundwater Stats Consulting. UG

Within Limit

Prediction Limit

Intrawell Parametric

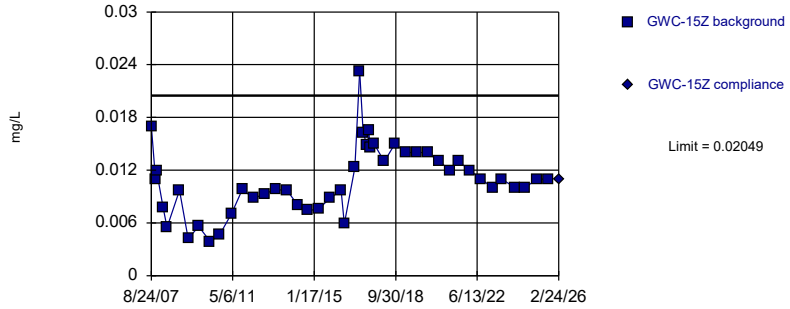

Background Data Summary: Mean=0.01089, Std. Dev.=0.003853, n=45. Normality test: Shapiro Wilk @alpha = 0.01, calculated = 0.9701, critical = 0.926. Kappa = 2.492 (c=16, w=26, 1 of 2, event alpha = 0.05132). Report alpha = 0.0001266.

Constituent: Barium Analysis Run 6/8/2026 4:30 PM View: Appendix I Intrawell
Plant Bowen Client: Southern Company Data: Bowen 1, 2, 9, & 10

Sanitas™ v.10.1.06e Software licensed to Groundwater Stats Consulting. UG

Within Limit

Prediction Limit

Intrawell Parametric

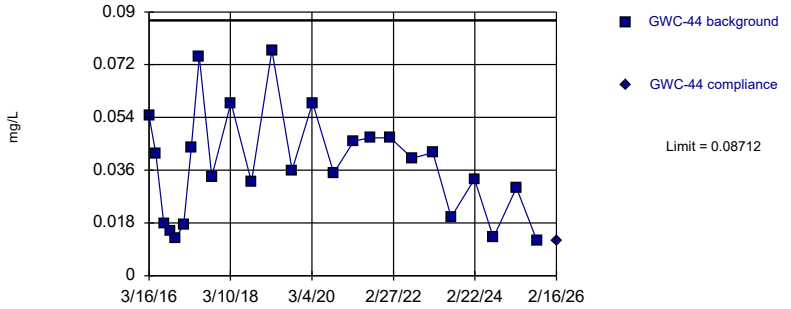

Background Data Summary: Mean=0.03758, Std. Dev.=0.01836, n=25. Normality test: Shapiro Wilk @alpha = 0.01, calculated = 0.9446, critical = 0.888. Kappa = 2.698 (c=16, w=26, 1 of 2, event alpha = 0.05132). Report alpha = 0.0001266.

Constituent: Barium Analysis Run 6/8/2026 4:30 PM View: Appendix I Intrawell
Plant Bowen Client: Southern Company Data: Bowen 1, 2, 9, & 10

Sanitas™ v.10.1.06e Software licensed to Groundwater Stats Consulting. UG

Within Limit

Prediction Limit

Intrawell Non-parametric

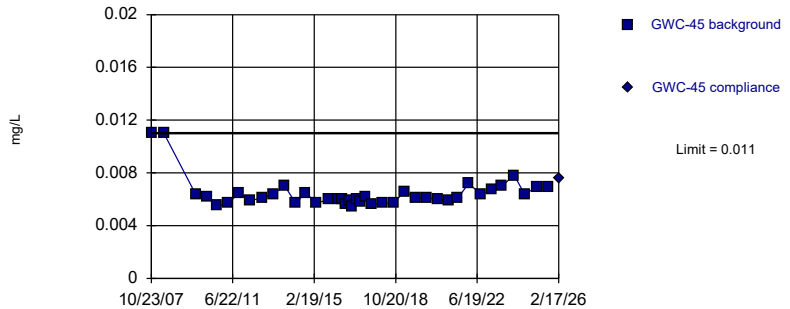

Non-parametric test used in lieu of parametric prediction limit because the Shapiro Wilk normality test showed the data to be non-normal at the 0.01 alpha level. Limit is highest of 40 background values. Well-constituent pair annual alpha = 0.002316. Individual comparison alpha = 0.001159 (1 of 2).

Constituent: Barium Analysis Run 6/8/2026 4:30 PM View: Appendix I Intrawell
Plant Bowen Client: Southern Company Data: Bowen 1, 2, 9, & 10

Sanitas™ v.10.1.06e Software licensed to Groundwater Stats Consulting. UG

Within Limit

Prediction Limit

Intrawell Parametric

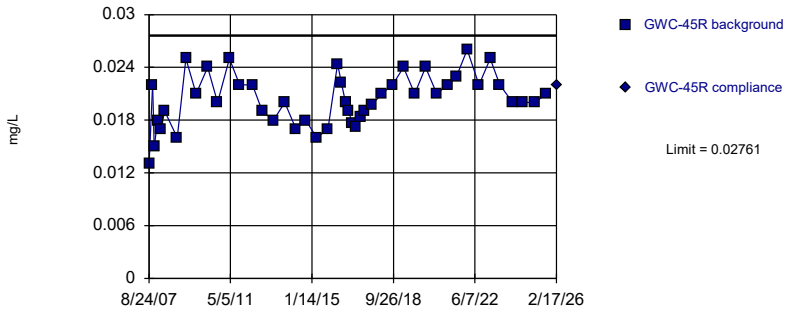

Background Data Summary: Mean=0.02034, Std. Dev.=0.002921, n=46. Normality test: Shapiro Wilk @alpha = 0.01, calculated = 0.9781, critical = 0.927. Kappa = 2.487 (c=16, w=26, 1 of 2, event alpha = 0.05132). Report alpha = 0.0001266.

Constituent: Barium Analysis Run 6/8/2026 4:30 PM View: Appendix I Intrawell
Plant Bowen Client: Southern Company Data: Bowen 1, 2, 9, & 10

Sanitas™ v.10.1.06e Software licensed to Groundwater Stats Consulting. UG

Within Limit

Prediction Limit

Intrawell Parametric

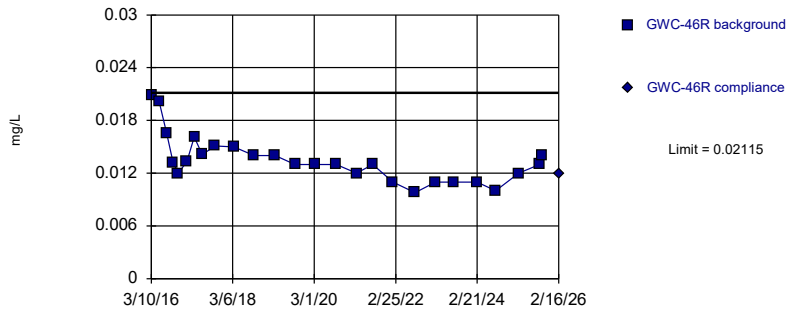

Background Data Summary (based on square root transformation): Mean=0.1157, Std. Dev.=0.01108, n=26. Normality test: Shapiro Wilk @alpha = 0.01, calculated = 0.9143, critical = 0.891. Kappa = 2.682 (c=16, w=26, 1 of 2, event alpha = 0.05132). Report alpha = 0.0001266.

Constituent: Barium Analysis Run 6/8/2026 4:30 PM View: Appendix I Intrawell
Plant Bowen Client: Southern Company Data: Bowen 1, 2, 9, & 10

Sanitas™ v.10.1.06e Software licensed to Groundwater Stats Consulting. UG

Within Limit

Prediction Limit

Intrawell Parametric

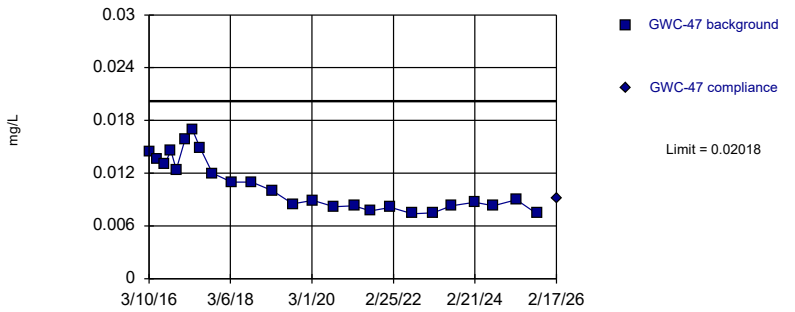

Background Data Summary (based on cube root transformation): Mean=0.2182, Std. Dev.=0.02004, n=25. Normality test: Shapiro Wilk @alpha = 0.01, calculated = 0.8891, critical = 0.888. Kappa = 2.698 (c=16, w=26, 1 of 2, event alpha = 0.05132). Report alpha = 0.0001266.

Constituent: Barium Analysis Run 6/8/2026 4:30 PM View: Appendix I Intrawell
Plant Bowen Client: Southern Company Data: Bowen 1, 2, 9, & 10

Sanitas™ v.10.1.06e Software licensed to Groundwater Stats Consulting. UG

Within Limit

Prediction Limit

Intrawell Parametric

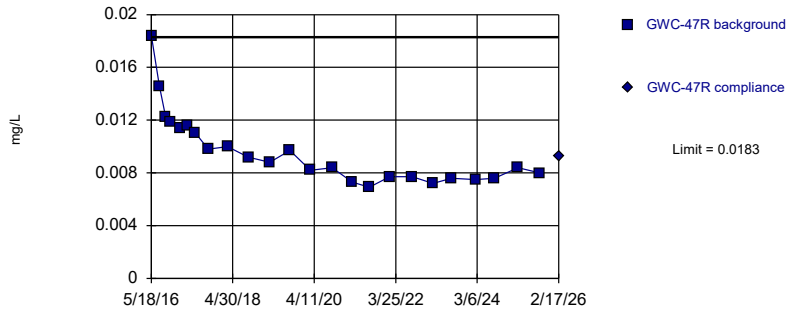

Background Data Summary (based on natural log transformation): Mean=-4.675, Std. Dev.=0.2473, n=24. Normality test: Shapiro Wilk @alpha = 0.01, calculated = 0.9017, critical = 0.884. Kappa = 2.725 (c=16, w=26, 1 of 2, event alpha = 0.05132). Report alpha = 0.0001266.

Constituent: Barium Analysis Run 6/8/2026 4:30 PM View: Appendix I Intrawell
Plant Bowen Client: Southern Company Data: Bowen 1, 2, 9, & 10

Sanitas™ v.10.1.06e Software licensed to Groundwater Stats Consulting. UG
Hollow symbols indicate censored values.

Within Limit

Prediction Limit

Intrawell Parametric

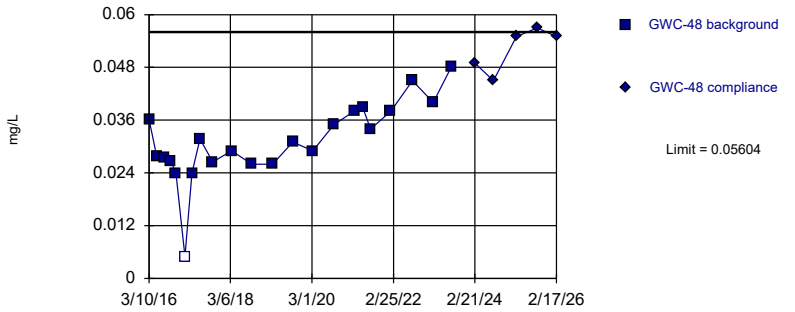

Background Data Summary: Mean=0.03123, Std. Dev.=0.008928, n=22, 4.545% NDs. Normality test: Shapiro Wilk @alpha = 0.01, calculated = 0.9233, critical = 0.878. Kappa = 2.778 (c=16, w=26, 1 of 2, event alpha = 0.05132). Report alpha = 0.0001266.

Constituent: Barium Analysis Run 6/8/2026 4:30 PM View: Appendix I Intrawell
Plant Bowen Client: Southern Company Data: Bowen 1, 2, 9, & 10

Sanitas™ v.10.1.06e Software licensed to Groundwater Stats Consulting. UG

Within Limit

Prediction Limit

Intrawell Non-parametric

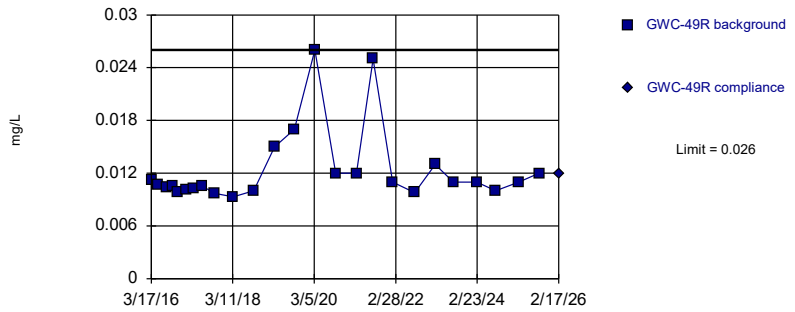

Non-parametric test used in lieu of parametric prediction limit because the Shapiro Wilk normality test showed the data to be non-normal at the 0.01 alpha level. Limit is highest of 25 background values. Well-constituent pair annual alpha = 0.005656. Individual comparison alpha = 0.002832 (1 of 2).

Constituent: Barium Analysis Run 6/8/2026 4:30 PM View: Appendix I Intrawell
Plant Bowen Client: Southern Company Data: Bowen 1, 2, 9, & 10

Sanitas™ v.10.1.06e Software licensed to Groundwater Stats Consulting. UG

Within Limit

Prediction Limit

Intrawell Non-parametric

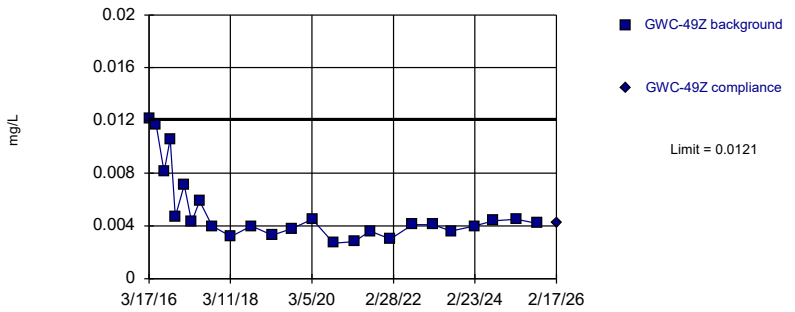

Non-parametric test used in lieu of parametric prediction limit because the Shapiro Wilk normality test showed the data to be non-normal at the 0.01 alpha level. Limit is highest of 25 background values. Well-constituent pair annual alpha = 0.005656. Individual comparison alpha = 0.002832 (1 of 2).

Constituent: Barium Analysis Run 6/8/2026 4:30 PM View: Appendix I Intrawell
Plant Bowen Client: Southern Company Data: Bowen 1, 2, 9, & 10

Sanitas™ v.10.1.06e Software licensed to Groundwater Stats Consulting. UG
Hollow symbols indicate censored values.

Within Limit

Prediction Limit

Intrawell Non-parametric

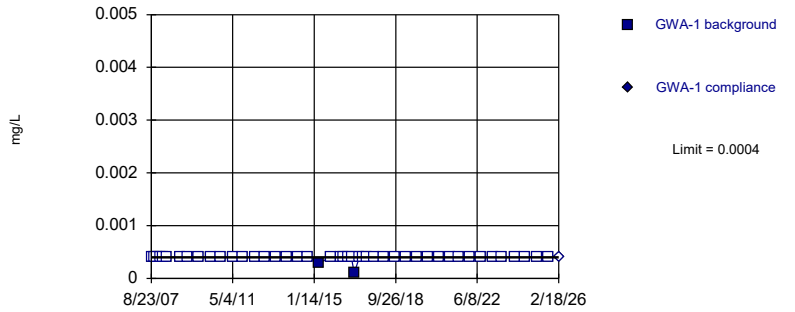

Non-parametric test used in lieu of parametric prediction limit because censored data exceeded 50%. Limit is highest of 46 background values. 95.65% NDs. Well-constituent pair annual alpha = 0.001829. Individual comparison alpha = 0.0009151 (1 of 2).

Constituent: Beryllium Analysis Run 6/8/2026 4:30 PM View: Appendix I Intrawell
Plant Bowen Client: Southern Company Data: Bowen 1, 2, 9, & 10

Sanitas™ v.10.1.06e Software licensed to Groundwater Stats Consulting. UG
Hollow symbols indicate censored values.

Within Limit

Prediction Limit

Intrawell Non-parametric

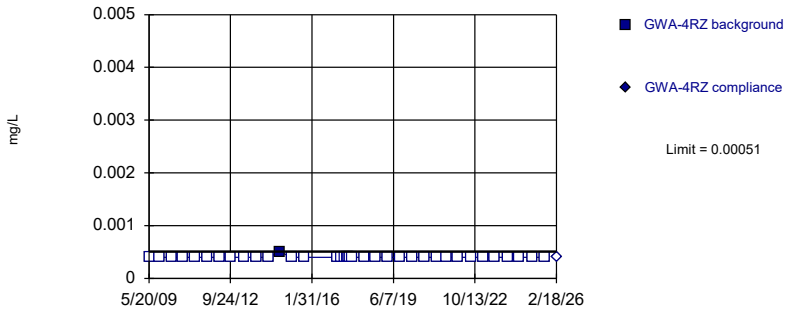

Non-parametric test used in lieu of parametric prediction limit because censored data exceeded 50%. Limit is highest of 39 background values. 97.44% NDs. Well-constituent pair annual alpha = 0.002451. Individual comparison alpha = 0.001226 (1 of 2).

Constituent: Beryllium Analysis Run 6/8/2026 4:30 PM View: Appendix I Intrawell
Plant Bowen Client: Southern Company Data: Bowen 1, 2, 9, & 10

Sanitas™ v.10.1.06e Software licensed to Groundwater Stats Consulting. UG
Hollow symbols indicate censored values.

Within Limit

Prediction Limit

Intrawell Non-parametric

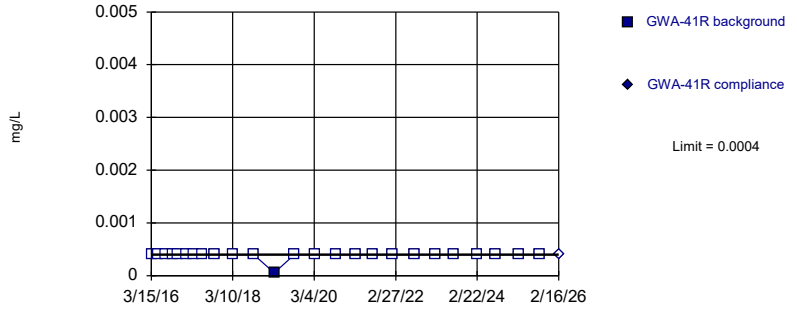

Non-parametric test used in lieu of parametric prediction limit because censored data exceeded 50%. Limit is highest of 25 background values. 96% NDs. Well-constituent pair annual alpha = 0.005656. Individual comparison alpha = 0.002832 (1 of 2).

Constituent: Beryllium Analysis Run 6/8/2026 4:30 PM View: Appendix I Intrawell
Plant Bowen Client: Southern Company Data: Bowen 1, 2, 9, & 10

Sanitas™ v.10.1.06e Software licensed to Groundwater Stats Consulting. UG
Hollow symbols indicate censored values.

Within Limit

Prediction Limit

Intrawell Non-parametric

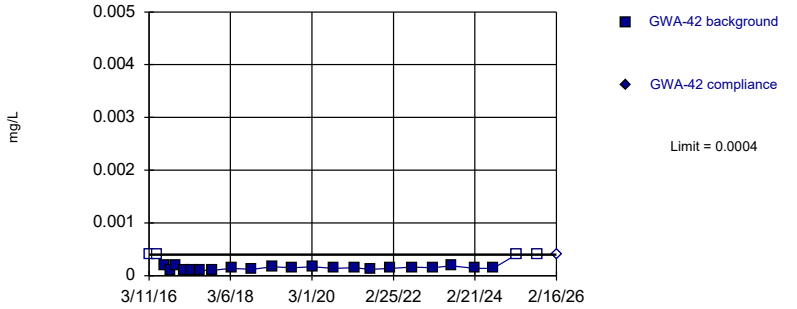

Non-parametric test used in lieu of parametric prediction limit because the Shapiro Wilk normality test showed the data to be non-normal at the 0.01 alpha level. Limit is highest of 25 background values. 16% NDs. Well-constituent pair annual alpha = 0.005656. Individual comparison alpha = 0.002832 (1 of 2).

Constituent: Beryllium Analysis Run 6/8/2026 4:30 PM View: Appendix I Intrawell
Plant Bowen Client: Southern Company Data: Bowen 1, 2, 9, & 10

Sanitas™ v.10.1.06e Software licensed to Groundwater Stats Consulting. UG
Hollow symbols indicate censored values.

Within Limit

Prediction Limit

Intrawell Non-parametric

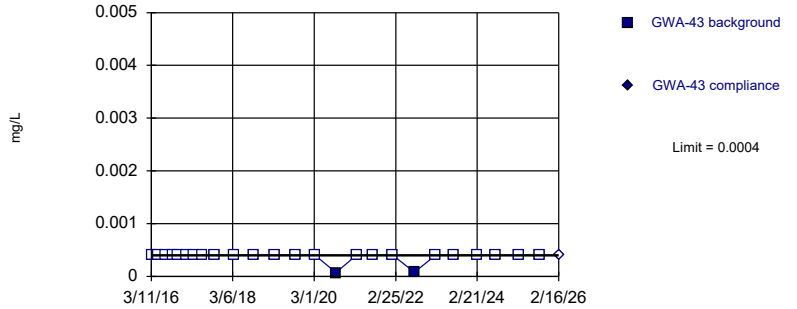

Non-parametric test used in lieu of parametric prediction limit because censored data exceeded 50%. Limit is highest of 25 background values. 92% NDs. Well-constituent pair annual alpha = 0.005656. Individual comparison alpha = 0.002832 (1 of 2).

Constituent: Beryllium Analysis Run 6/8/2026 4:30 PM View: Appendix I Intrawell
Plant Bowen Client: Southern Company Data: Bowen 1, 2, 9, & 10

Sanitas™ v.10.1.06e Software licensed to Groundwater Stats Consulting. UG
Hollow symbols indicate censored values.

Within Limit

Prediction Limit

Intrawell Non-parametric

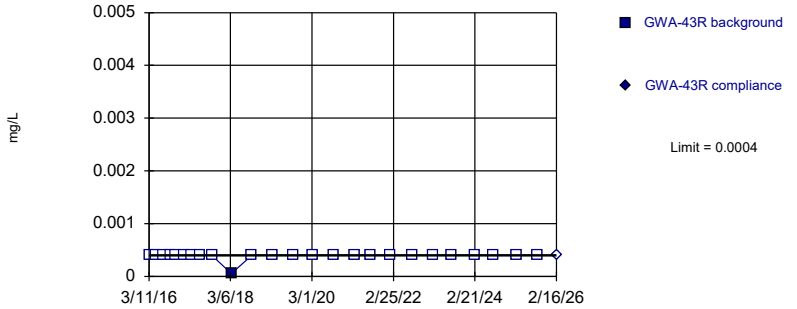

Non-parametric test used in lieu of parametric prediction limit because censored data exceeded 50%. Limit is highest of 25 background values. 96% NDs. Well-constituent pair annual alpha = 0.005656. Individual comparison alpha = 0.002832 (1 of 2).

Constituent: Beryllium Analysis Run 6/8/2026 4:30 PM View: Appendix I Intrawell
Plant Bowen Client: Southern Company Data: Bowen 1, 2, 9, & 10

Sanitas™ v.10.1.06e Software licensed to Groundwater Stats Consulting. UG
Hollow symbols indicate censored values.

Within Limit

Prediction Limit

Intrawell Non-parametric

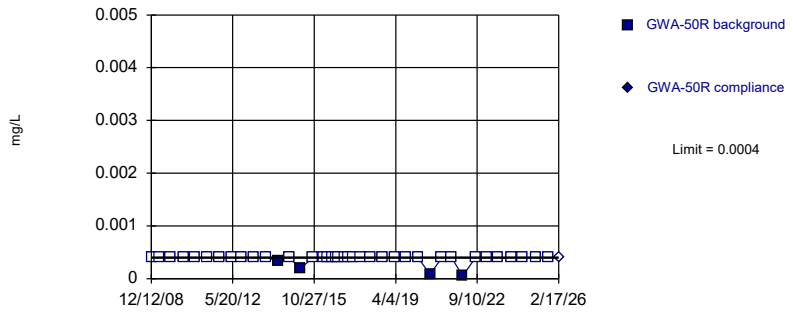

Non-parametric test used in lieu of parametric prediction limit because censored data exceeded 50%. Limit is highest of 40 background values. 90% NDs. Well-constituent pair annual alpha = 0.002316. Individual comparison alpha = 0.001159 (1 of 2).

Constituent: Beryllium Analysis Run 6/8/2026 4:30 PM View: Appendix I Intrawell
Plant Bowen Client: Southern Company Data: Bowen 1, 2, 9, & 10

Sanitas™ v.10.1.06e Software licensed to Groundwater Stats Consulting. UG
Hollow symbols indicate censored values.

Within Limit

Prediction Limit

Intrawell Non-parametric

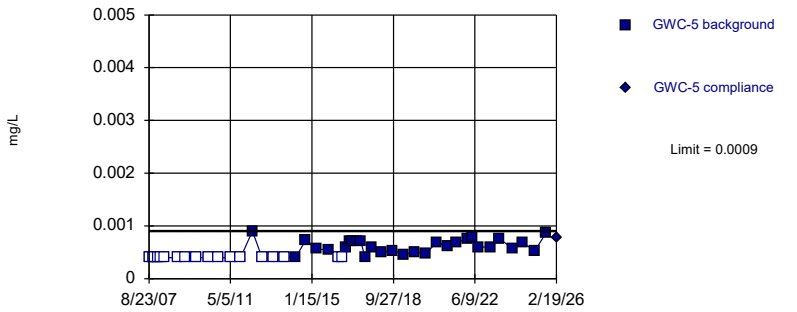

Non-parametric test used in lieu of parametric prediction limit because the Shapiro Wilk normality test showed the data to be non-normal at the 0.01 alpha level. Limit is highest of 47 background values. 38.3% NDs. Well-constituent pair annual alpha = 0.001748. Individual comparison alpha = 0.0008745 (1 of 2).

Constituent: Beryllium Analysis Run 6/8/2026 4:30 PM View: Appendix I Intrawell
Plant Bowen Client: Southern Company Data: Bowen 1, 2, 9, & 10

Sanitas™ v.10.1.06e Software licensed to Groundwater Stats Consulting. UG
Hollow symbols indicate censored values.

Within Limit

Prediction Limit

Intrawell Non-parametric

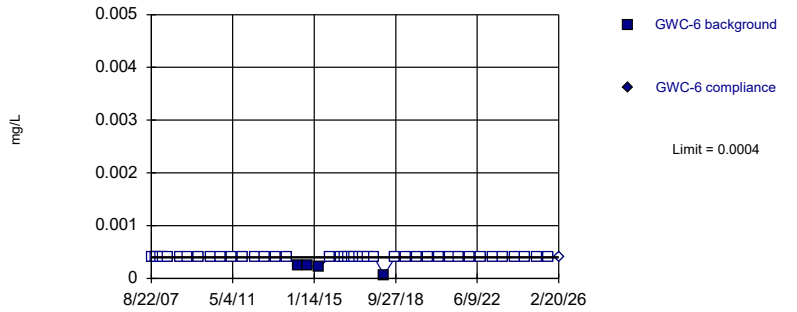

Non-parametric test used in lieu of parametric prediction limit because censored data exceeded 50%. Limit is highest of 46 background values. 91.3% NDs. Well-constituent pair annual alpha = 0.001829. Individual comparison alpha = 0.0009151 (1 of 2).

Constituent: Beryllium Analysis Run 6/8/2026 4:30 PM View: Appendix I Intrawell
Plant Bowen Client: Southern Company Data: Bowen 1, 2, 9, & 10

Sanitas™ v.10.1.06e Software licensed to Groundwater Stats Consulting. UG
Hollow symbols indicate censored values.

Within Limit

Prediction Limit

Intrawell Non-parametric

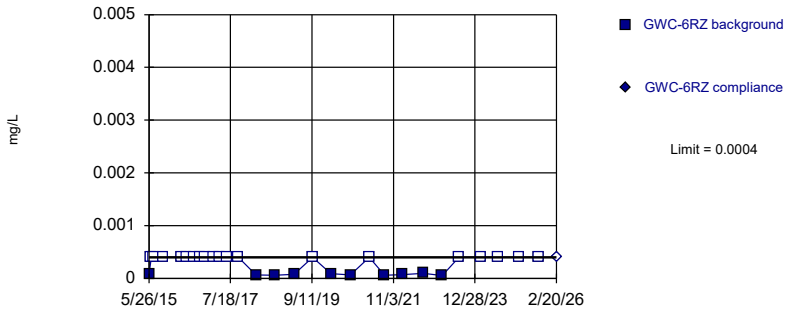

Non-parametric test used in lieu of parametric prediction limit because censored data exceeded 50%. Limit is highest of 29 background values. 65.52% NDs. Well-constituent pair annual alpha = 0.00434. Individual comparison alpha = 0.002172 (1 of 2).

Constituent: Beryllium Analysis Run 6/8/2026 4:30 PM View: Appendix I Intrawell
Plant Bowen Client: Southern Company Data: Bowen 1, 2, 9, & 10

Sanitas™ v.10.1.06e Software licensed to Groundwater Stats Consulting. UG
Hollow symbols indicate censored values.

Within Limit

Prediction Limit

Intrawell Non-parametric

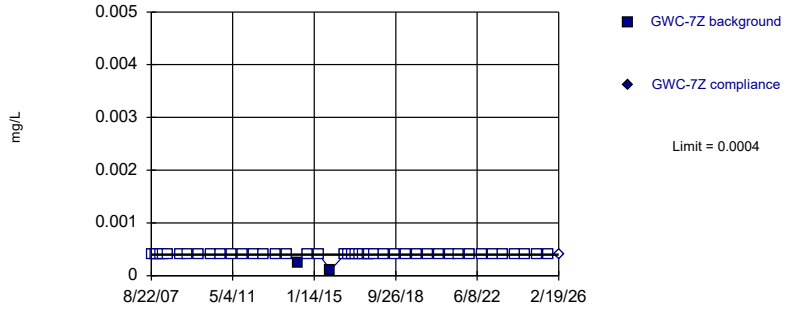

Non-parametric test used in lieu of parametric prediction limit because censored data exceeded 50%. Limit is highest of 46 background values. 95.65% NDs. Well-constituent pair annual alpha = 0.001829. Individual comparison alpha = 0.0009151 (1 of 2).

Constituent: Beryllium Analysis Run 6/8/2026 4:30 PM View: Appendix I Intrawell
Plant Bowen Client: Southern Company Data: Bowen 1, 2, 9, & 10

Sanitas™ v.10.1.06e Software licensed to Groundwater Stats Consulting. UG
Hollow symbols indicate censored values.

Within Limit

Prediction Limit

Intrawell Non-parametric

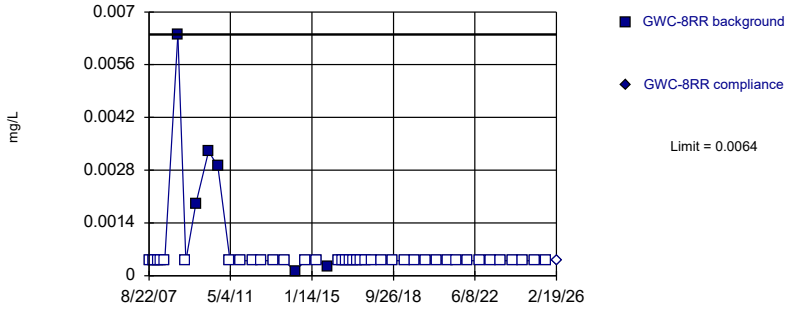

Non-parametric test used in lieu of parametric prediction limit because censored data exceeded 50%. Limit is highest of 46 background values. 86.96% NDs. Well-constituent pair annual alpha = 0.001829. Individual comparison alpha = 0.0009151 (1 of 2).

Constituent: Beryllium Analysis Run 6/8/2026 4:30 PM View: Appendix I Intrawell
Plant Bowen Client: Southern Company Data: Bowen 1, 2, 9, & 10

Sanitas™ v.10.1.06e Software licensed to Groundwater Stats Consulting. UG
Hollow symbols indicate censored values.

Within Limit

Prediction Limit

Intrawell Non-parametric

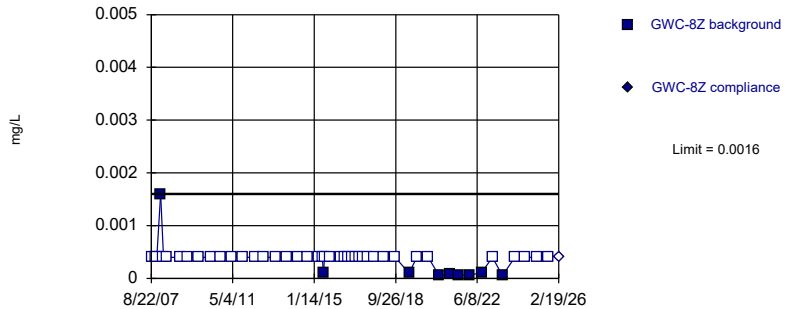

Non-parametric test used in lieu of parametric prediction limit because censored data exceeded 50%. Limit is highest of 49 background values. 81.63% NDs. Well-constituent pair annual alpha = 0.001586. Individual comparison alpha = 0.0007934 (1 of 2).

Constituent: Beryllium Analysis Run 6/8/2026 4:31 PM View: Appendix I Intrawell
Plant Bowen Client: Southern Company Data: Bowen 1, 2, 9, & 10

Sanitas™ v.10.1.06e Software licensed to Groundwater Stats Consulting. UG
Hollow symbols indicate censored values.

Within Limit

Prediction Limit

Intrawell Non-parametric

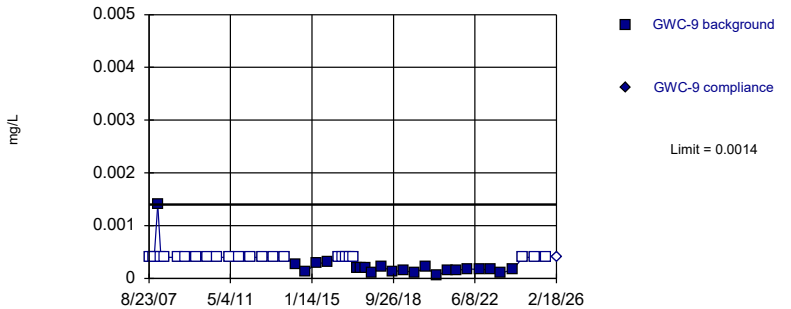

Non-parametric test used in lieu of parametric prediction limit because censored data exceeded 50%. Limit is highest of 46 background values. 52.17% NDs. Well-constituent pair annual alpha = 0.001829. Individual comparison alpha = 0.0009151 (1 of 2).

Constituent: Beryllium Analysis Run 6/8/2026 4:31 PM View: Appendix I Intrawell
Plant Bowen Client: Southern Company Data: Bowen 1, 2, 9, & 10

Sanitas™ v.10.1.06e Software licensed to Groundwater Stats Consulting. UG
Hollow symbols indicate censored values.

Within Limit

Prediction Limit

Intrawell Non-parametric

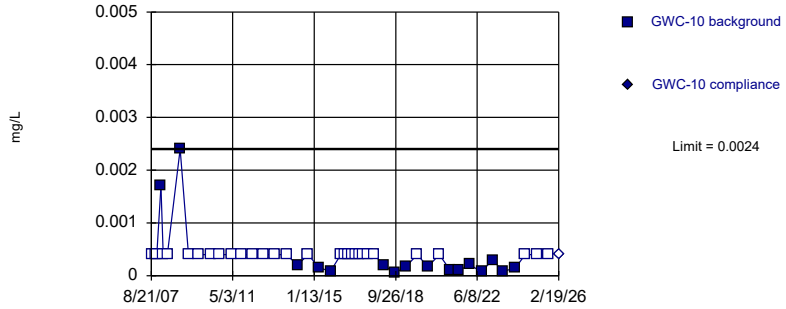

Non-parametric test used in lieu of parametric prediction limit because censored data exceeded 50%. Limit is highest of 46 background values. 65.22% NDs. Well-constituent pair annual alpha = 0.001829. Individual comparison alpha = 0.0009151 (1 of 2).

Constituent: Beryllium Analysis Run 6/8/2026 4:31 PM View: Appendix I Intrawell
Plant Bowen Client: Southern Company Data: Bowen 1, 2, 9, & 10

Sanitas™ v.10.1.06e Software licensed to Groundwater Stats Consulting. UG
Hollow symbols indicate censored values.

Within Limit

Prediction Limit

Intrawell Non-parametric

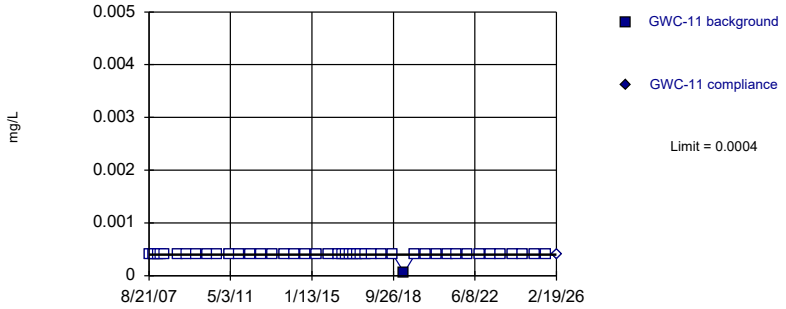

Non-parametric test used in lieu of parametric prediction limit because censored data exceeded 50%. Limit is highest of 46 background values. 97.83% NDs. Well-constituent pair annual alpha = 0.001829. Individual comparison alpha = 0.0009151 (1 of 2).

Constituent: Beryllium Analysis Run 6/8/2026 4:31 PM View: Appendix I Intrawell
Plant Bowen Client: Southern Company Data: Bowen 1, 2, 9, & 10

Sanitas™ v.10.1.06e Software licensed to Groundwater Stats Consulting. UG
Hollow symbols indicate censored values.

Within Limit

Prediction Limit

Intrawell Non-parametric

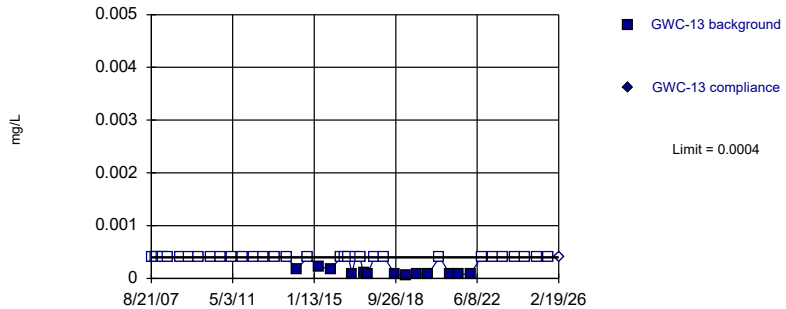

Non-parametric test used in lieu of parametric prediction limit because censored data exceeded 50%. Limit is highest of 46 background values. 71.74% NDs. Well-constituent pair annual alpha = 0.001829. Individual comparison alpha = 0.0009151 (1 of 2).

Constituent: Beryllium Analysis Run 6/8/2026 4:31 PM View: Appendix I Intrawell
Plant Bowen Client: Southern Company Data: Bowen 1, 2, 9, & 10

Sanitas™ v.10.1.06e Software licensed to Groundwater Stats Consulting. UG
Hollow symbols indicate censored values.

Within Limit

Prediction Limit

Intrawell Non-parametric

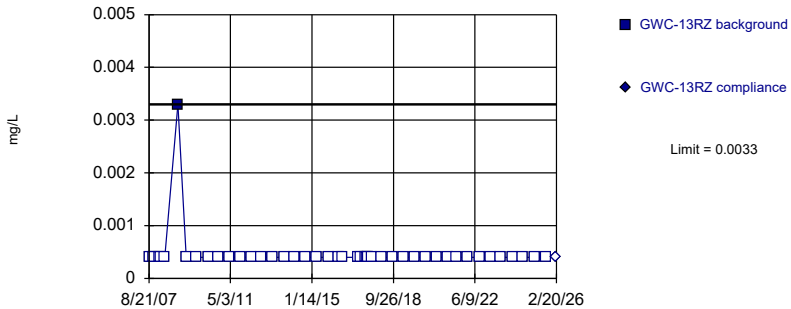

Non-parametric test used in lieu of parametric prediction limit because censored data exceeded 50%. Limit is highest of 46 background values. 97.83% NDs. Well-constituent pair annual alpha = 0.001829. Individual comparison alpha = 0.0009151 (1 of 2).

Constituent: Beryllium Analysis Run 6/8/2026 4:31 PM View: Appendix I Intrawell
Plant Bowen Client: Southern Company Data: Bowen 1, 2, 9, & 10

Sanitas™ v.10.1.06e Software licensed to Groundwater Stats Consulting. UG
Hollow symbols indicate censored values.

Within Limit

Prediction Limit

Intrawell Non-parametric

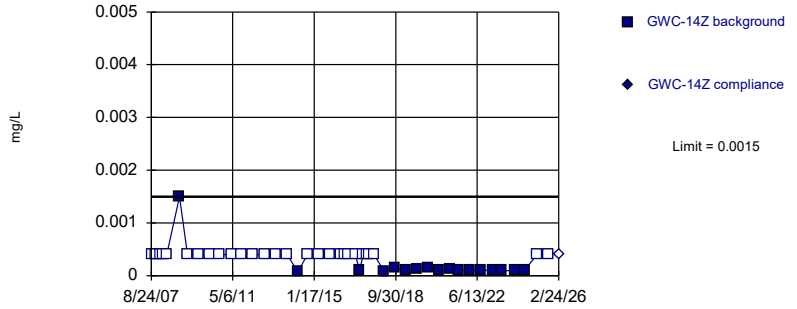

Non-parametric test used in lieu of parametric prediction limit because censored data exceeded 50%. Limit is highest of 46 background values. 63.04% NDs. Well-constituent pair annual alpha = 0.001829. Individual comparison alpha = 0.0009151 (1 of 2).

Constituent: Beryllium Analysis Run 6/8/2026 4:31 PM View: Appendix I Intrawell
Plant Bowen Client: Southern Company Data: Bowen 1, 2, 9, & 10

Sanitas™ v.10.1.06e Software licensed to Groundwater Stats Consulting. UG
Hollow symbols indicate censored values.

Within Limit

Prediction Limit

Intrawell Non-parametric

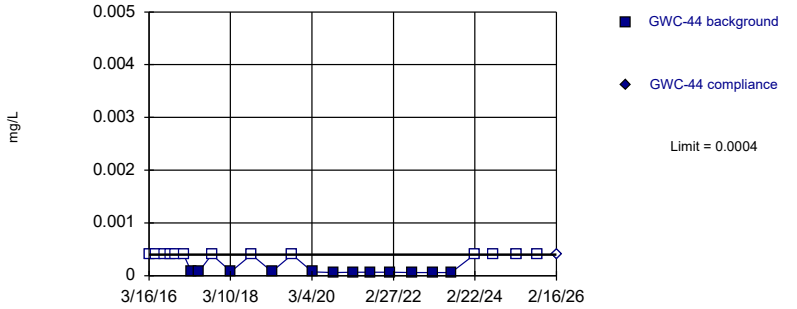

Non-parametric test used in lieu of parametric prediction limit because censored data exceeded 50%. Limit is highest of 25 background values. 52% NDs. Well-constituent pair annual alpha = 0.005656. Individual comparison alpha = 0.002832 (1 of 2).

Constituent: Beryllium Analysis Run 6/8/2026 4:31 PM View: Appendix I Intrawell
Plant Bowen Client: Southern Company Data: Bowen 1, 2, 9, & 10

Sanitas™ v.10.1.06e Software licensed to Groundwater Stats Consulting. UG
Hollow symbols indicate censored values.

Within Limit

Prediction Limit

Intrawell Non-parametric

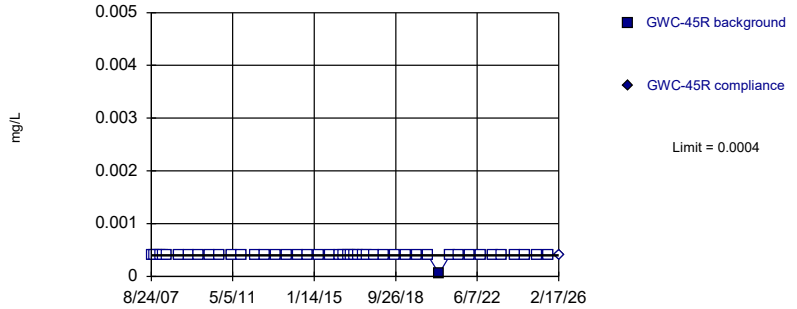

Non-parametric test used in lieu of parametric prediction limit because censored data exceeded 50%. Limit is highest of 46 background values. 97.83% NDs. Well-constituent pair annual alpha = 0.001829. Individual comparison alpha = 0.0009151 (1 of 2).

Constituent: Beryllium Analysis Run 6/8/2026 4:31 PM View: Appendix I Intrawell
Plant Bowen Client: Southern Company Data: Bowen 1, 2, 9, & 10

Sanitas™ v.10.1.06e Software licensed to Groundwater Stats Consulting. UG
Hollow symbols indicate censored values.

Within Limit

Prediction Limit

Intrawell Non-parametric

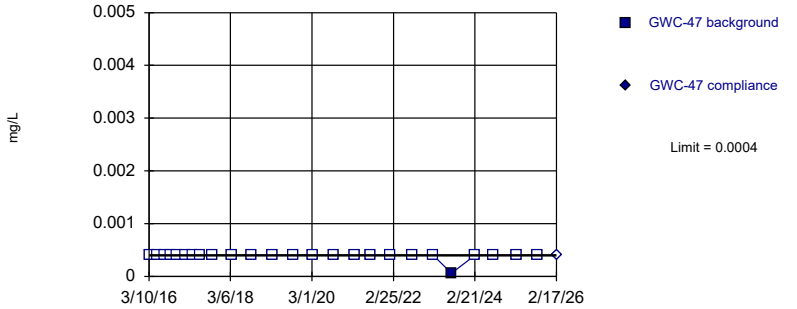

Non-parametric test used in lieu of parametric prediction limit because censored data exceeded 50%. Limit is highest of 25 background values. 96% NDs. Well-constituent pair annual alpha = 0.005656. Individual comparison alpha = 0.002832 (1 of 2).

Constituent: Beryllium Analysis Run 6/8/2026 4:31 PM View: Appendix I Intrawell
Plant Bowen Client: Southern Company Data: Bowen 1, 2, 9, & 10

Sanitas™ v.10.1.06e Software licensed to Groundwater Stats Consulting. UG
Hollow symbols indicate censored values.

Within Limit

Prediction Limit

Intrawell Non-parametric

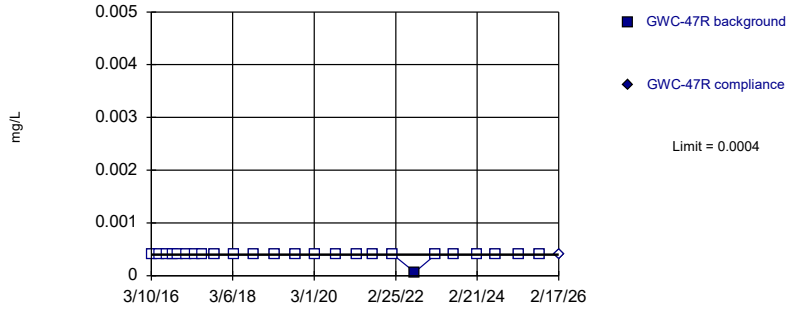

Non-parametric test used in lieu of parametric prediction limit because censored data exceeded 50%. Limit is highest of 25 background values. 96% NDs. Well-constituent pair annual alpha = 0.005656. Individual comparison alpha = 0.002832 (1 of 2).

Constituent: Beryllium Analysis Run 6/8/2026 4:31 PM View: Appendix I Intrawell
Plant Bowen Client: Southern Company Data: Bowen 1, 2, 9, & 10

Sanitas™ v.10.1.06e Software licensed to Groundwater Stats Consulting. UG
Hollow symbols indicate censored values.

Within Limit

Prediction Limit

Intrawell Non-parametric

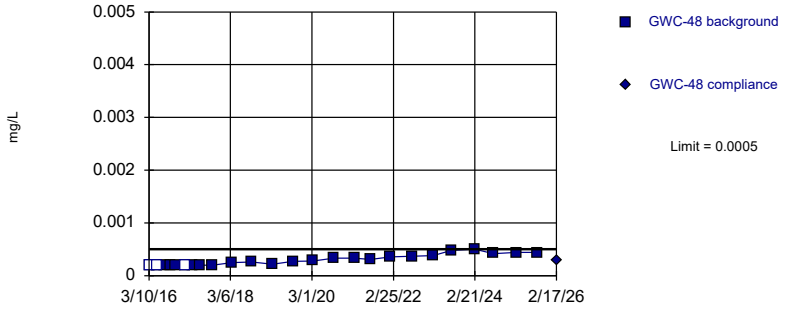

Non-parametric test used in lieu of parametric prediction limit because the Shapiro Wilk normality test showed the data to be non-normal at the 0.01 alpha level. Limit is highest of 25 background values. 12% NDs. Well-constituent pair annual alpha = 0.005656. Individual comparison alpha = 0.002832 (1 of 2).

Constituent: Beryllium Analysis Run 6/8/2026 4:31 PM View: Appendix I Intrawell
Plant Bowen Client: Southern Company Data: Bowen 1, 2, 9, & 10

Sanitas™ v.10.1.06e Software licensed to Groundwater Stats Consulting. UG
Hollow symbols indicate censored values.

Within Limit

Prediction Limit

Intrawell Non-parametric

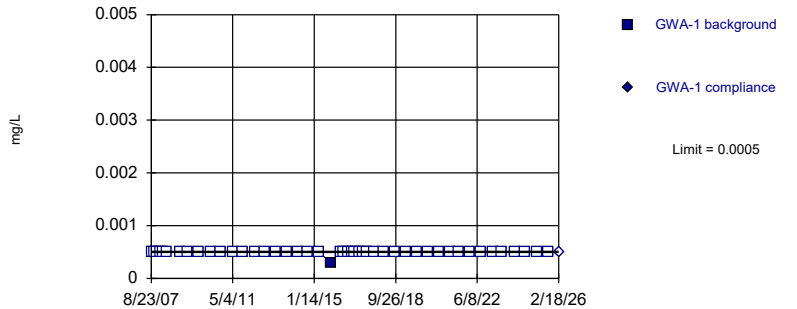

Non-parametric test used in lieu of parametric prediction limit because censored data exceeded 50%. Limit is highest of 46 background values. 97.83% NDs. Well-constituent pair annual alpha = 0.001829. Individual comparison alpha = 0.0009151 (1 of 2).

Constituent: Cadmium Analysis Run 6/8/2026 4:31 PM View: Appendix I Intrawell
Plant Bowen Client: Southern Company Data: Bowen 1, 2, 9, & 10

Sanitas™ v.10.1.06e Software licensed to Groundwater Stats Consulting. UG
Hollow symbols indicate censored values.

Within Limit

Prediction Limit

Intrawell Non-parametric

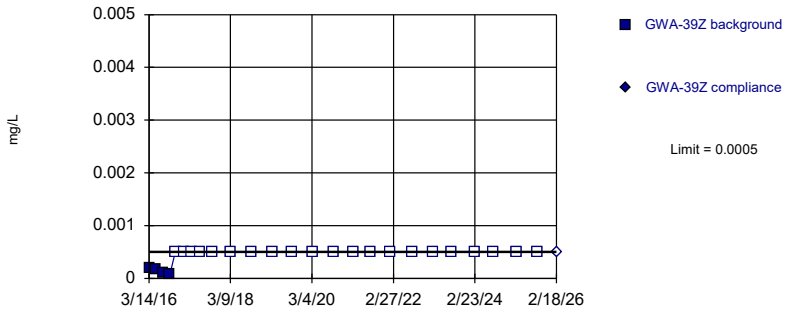

Non-parametric test used in lieu of parametric prediction limit because censored data exceeded 50%. Limit is highest of 25 background values. 84% NDs. Well-constituent pair annual alpha = 0.005656. Individual comparison alpha = 0.002832 (1 of 2).

Constituent: Cadmium Analysis Run 6/8/2026 4:31 PM View: Appendix I Intrawell
Plant Bowen Client: Southern Company Data: Bowen 1, 2, 9, & 10

Sanitas™ v.10.1.06e Software licensed to Groundwater Stats Consulting. UG
Hollow symbols indicate censored values.

Within Limit

Prediction Limit

Intrawell Parametric

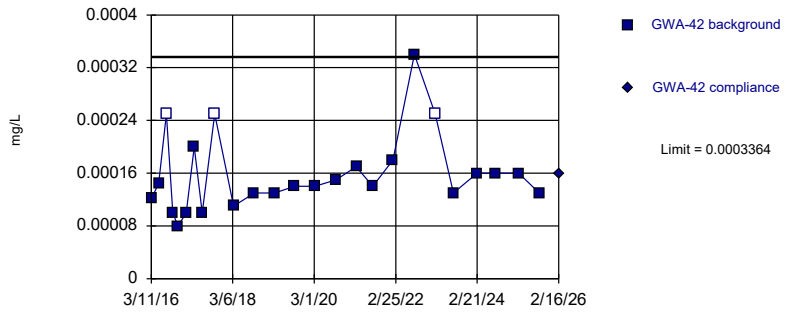

Background Data Summary (based on square root transformation): Mean=0.01241, Std. Dev.=0.002198, n=25, 12% NDs. Normality test: Shapiro Wilk @alpha = 0.01, calculated = 0.9169, critical = 0.888. Kappa = 2.698 (c=16, w=26, 1 of 2, event alpha = 0.05132). Report alpha = 0.0001266.

Constituent: Cadmium Analysis Run 6/8/2026 4:31 PM View: Appendix I Intrawell

Plant Bowen Client: Southern Company Data: Bowen 1, 2, 9, & 10

Sanitas™ v.10.1.06e Software licensed to Groundwater Stats Consulting. UG
Hollow symbols indicate censored values.

Within Limit

Prediction Limit

Intrawell Non-parametric

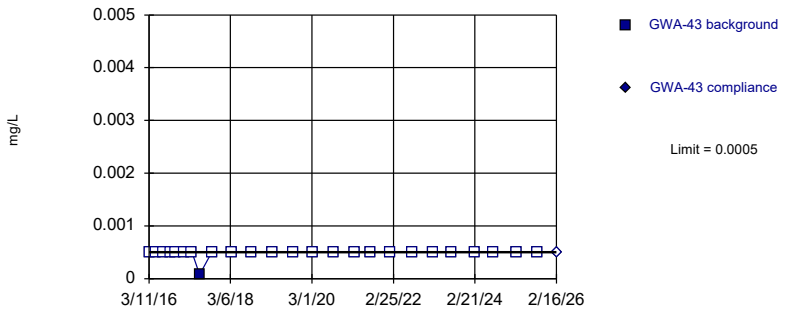

Non-parametric test used in lieu of parametric prediction limit because censored data exceeded 50%. Limit is highest of 25 background values. 96% NDs. Well-constituent pair annual alpha = 0.005656. Individual comparison alpha = 0.002832 (1 of 2).

Constituent: Cadmium Analysis Run 6/8/2026 4:31 PM View: Appendix I Intrawell

Plant Bowen Client: Southern Company Data: Bowen 1, 2, 9, & 10

Sanitas™ v.10.1.06e Software licensed to Groundwater Stats Consulting. UG
Hollow symbols indicate censored values.

Within Limit

Prediction Limit

Intrawell Non-parametric

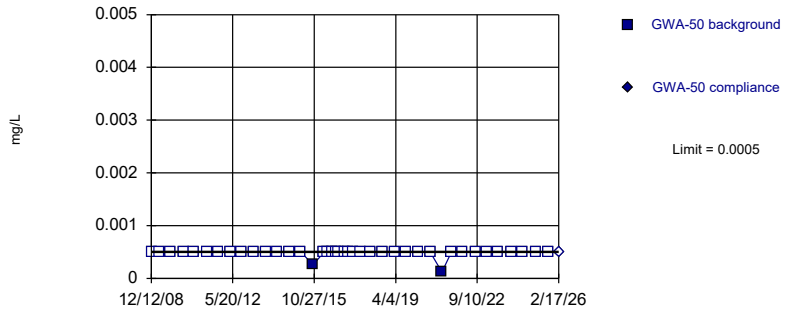

Non-parametric test used in lieu of parametric prediction limit because censored data exceeded 50%. Limit is highest of 40 background values. 95% NDs. Well-constituent pair annual alpha = 0.002316. Individual comparison alpha = 0.001159 (1 of 2).

Constituent: Cadmium Analysis Run 6/8/2026 4:31 PM View: Appendix I Intrawell

Plant Bowen Client: Southern Company Data: Bowen 1, 2, 9, & 10

Sanitas™ v.10.1.06e Software licensed to Groundwater Stats Consulting. UG
Hollow symbols indicate censored values.

Within Limit

Prediction Limit

Intrawell Non-parametric

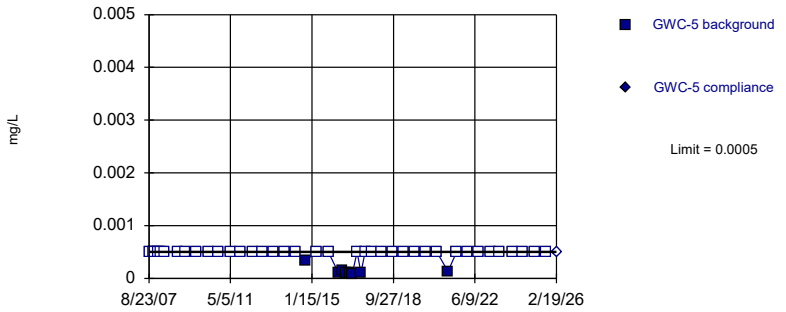

Non-parametric test used in lieu of parametric prediction limit because censored data exceeded 50%. Limit is highest of 46 background values. 82.61% NDs. Well-constituent pair annual alpha = 0.001829. Individual comparison alpha = 0.0009151 (1 of 2).

Constituent: Cadmium Analysis Run 6/8/2026 4:31 PM View: Appendix I Intrawell

Plant Bowen Client: Southern Company Data: Bowen 1, 2, 9, & 10

Sanitas™ v.10.1.06e Software licensed to Groundwater Stats Consulting. UG
Hollow symbols indicate censored values.

Within Limit

Prediction Limit

Intrawell Non-parametric

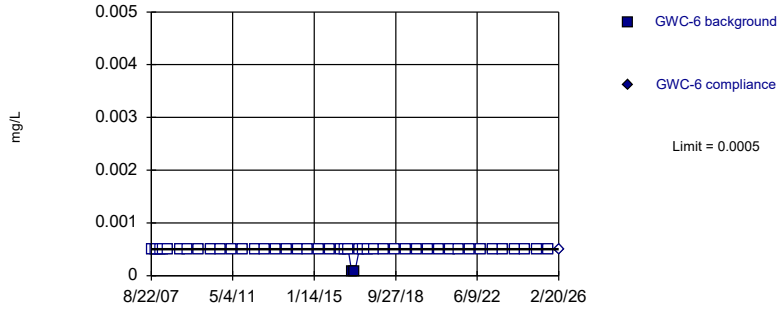

Non-parametric test used in lieu of parametric prediction limit because censored data exceeded 50%. Limit is highest of 46 background values. 95.65% NDs. Well-constituent pair annual alpha = 0.001829. Individual comparison alpha = 0.0009151 (1 of 2).

Constituent: Cadmium Analysis Run 6/8/2026 4:31 PM View: Appendix I Intrawell
Plant Bowen Client: Southern Company Data: Bowen 1, 2, 9, & 10

Sanitas™ v.10.1.06e Software licensed to Groundwater Stats Consulting. UG
Hollow symbols indicate censored values.

Within Limit

Prediction Limit

Intrawell Non-parametric

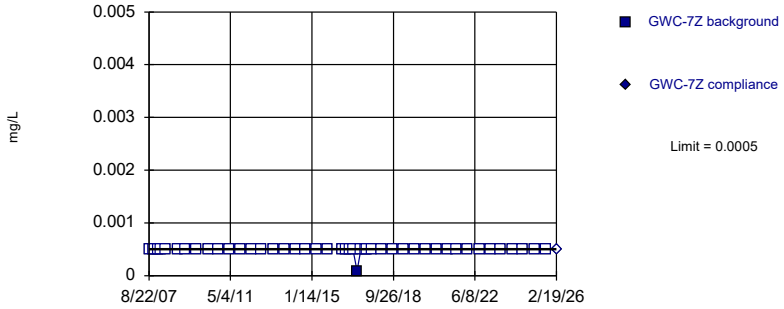

Non-parametric test used in lieu of parametric prediction limit because censored data exceeded 50%. Limit is highest of 46 background values. 97.83% NDs. Well-constituent pair annual alpha = 0.001829. Individual comparison alpha = 0.0009151 (1 of 2).

Constituent: Cadmium Analysis Run 6/8/2026 4:31 PM View: Appendix I Intrawell
Plant Bowen Client: Southern Company Data: Bowen 1, 2, 9, & 10

Sanitas™ v.10.1.06e Software licensed to Groundwater Stats Consulting. UG
Hollow symbols indicate censored values.

Within Limit

Prediction Limit

Intrawell Non-parametric

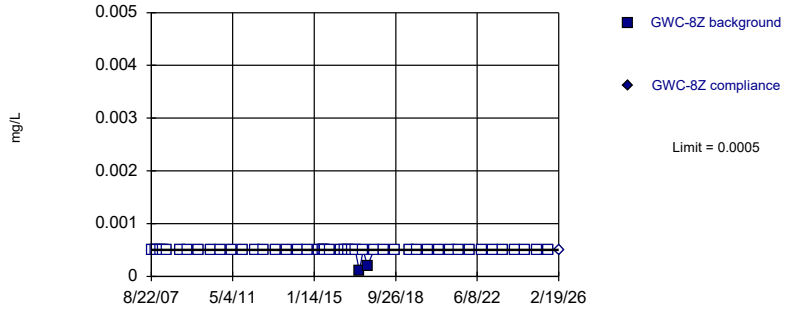

Non-parametric test used in lieu of parametric prediction limit because censored data exceeded 50%. Limit is highest of 49 background values. 95.92% NDs. Well-constituent pair annual alpha = 0.001586. Individual comparison alpha = 0.0007934 (1 of 2).

Constituent: Cadmium Analysis Run 6/8/2026 4:31 PM View: Appendix I Intrawell
Plant Bowen Client: Southern Company Data: Bowen 1, 2, 9, & 10

Sanitas™ v.10.1.06e Software licensed to Groundwater Stats Consulting. UG
Hollow symbols indicate censored values.

Within Limit

Prediction Limit

Intrawell Non-parametric

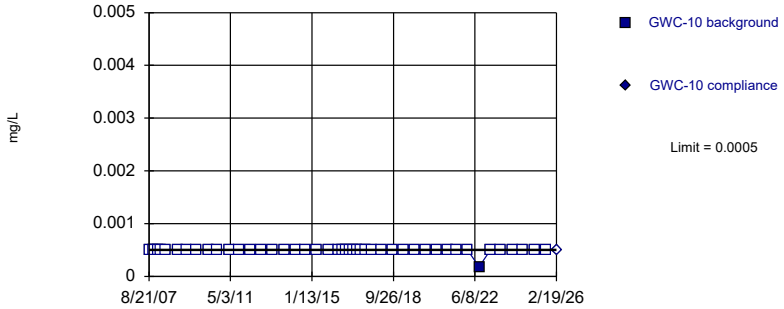

Non-parametric test used in lieu of parametric prediction limit because censored data exceeded 50%. Limit is highest of 46 background values. 97.83% NDs. Well-constituent pair annual alpha = 0.001829. Individual comparison alpha = 0.0009151 (1 of 2).

Constituent: Cadmium Analysis Run 6/8/2026 4:31 PM View: Appendix I Intrawell
Plant Bowen Client: Southern Company Data: Bowen 1, 2, 9, & 10

Sanitas™ v.10.1.06e Software licensed to Groundwater Stats Consulting. UG
Hollow symbols indicate censored values.

Within Limit

Prediction Limit

Intrawell Non-parametric

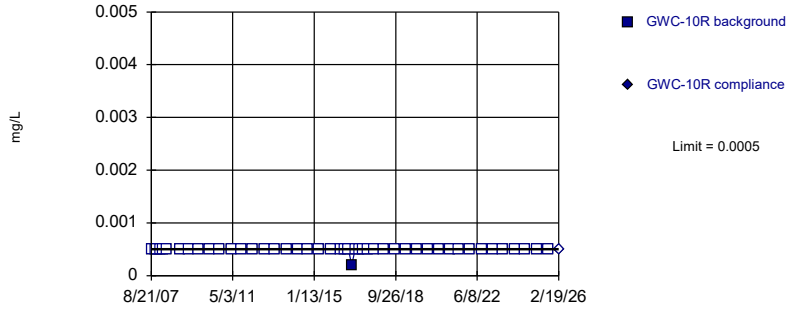

Non-parametric test used in lieu of parametric prediction limit because censored data exceeded 50%. Limit is highest of 46 background values. 97.83% NDs. Well-constituent pair annual alpha = 0.001829. Individual comparison alpha = 0.0009151 (1 of 2).

Constituent: Cadmium Analysis Run 6/8/2026 4:31 PM View: Appendix I Intrawell
Plant Bowen Client: Southern Company Data: Bowen 1, 2, 9, & 10

Sanitas™ v.10.1.06e Software licensed to Groundwater Stats Consulting. UG
Hollow symbols indicate censored values.

Within Limit

Prediction Limit

Intrawell Non-parametric

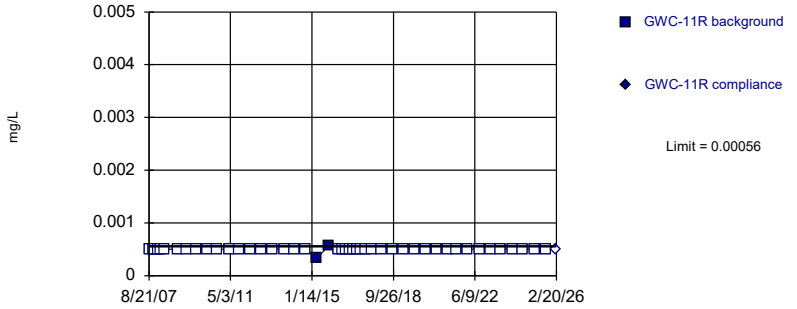

Non-parametric test used in lieu of parametric prediction limit because censored data exceeded 50%. Limit is highest of 46 background values. 95.65% NDs. Well-constituent pair annual alpha = 0.001829. Individual comparison alpha = 0.0009151 (1 of 2).

Constituent: Cadmium Analysis Run 6/8/2026 4:31 PM View: Appendix I Intrawell
Plant Bowen Client: Southern Company Data: Bowen 1, 2, 9, & 10

Sanitas™ v.10.1.06e Software licensed to Groundwater Stats Consulting. UG
Hollow symbols indicate censored values.

Within Limit

Prediction Limit

Intrawell Non-parametric

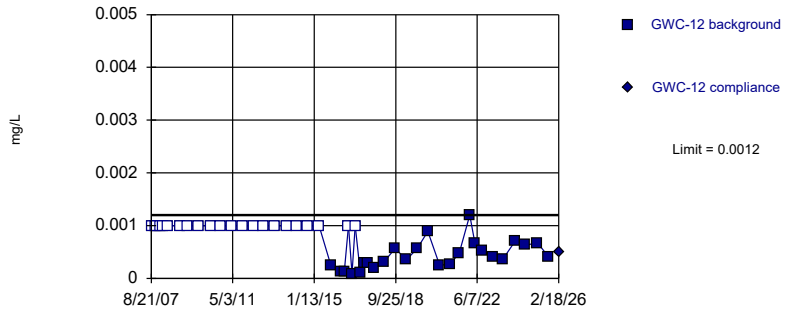

Non-parametric test used in lieu of parametric prediction limit because the Shapiro Wilk normality test showed the data to be non-normal at the 0.01 alpha level. Limit is highest of 47 background values. 46.81% NDs. Well-constituent pair annual alpha = 0.001748. Individual comparison alpha = 0.0008745 (1 of 2).

Constituent: Cadmium Analysis Run 6/8/2026 4:31 PM View: Appendix I Intrawell
Plant Bowen Client: Southern Company Data: Bowen 1, 2, 9, & 10

Sanitas™ v.10.1.06e Software licensed to Groundwater Stats Consulting. UG
Hollow symbols indicate censored values.

Within Limit

Prediction Limit

Intrawell Non-parametric

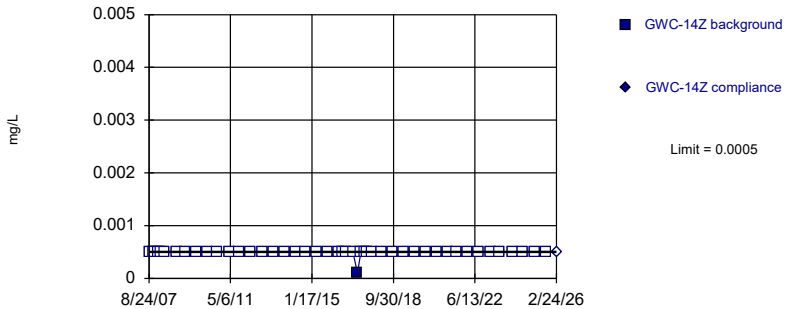

Non-parametric test used in lieu of parametric prediction limit because censored data exceeded 50%. Limit is highest of 46 background values. 97.83% NDs. Well-constituent pair annual alpha = 0.001829. Individual comparison alpha = 0.0009151 (1 of 2).

Constituent: Cadmium Analysis Run 6/8/2026 4:31 PM View: Appendix I Intrawell
Plant Bowen Client: Southern Company Data: Bowen 1, 2, 9, & 10

Sanitas™ v.10.1.06e Software licensed to Groundwater Stats Consulting. UG
Hollow symbols indicate censored values.

Within Limit

Prediction Limit

Intrawell Non-parametric

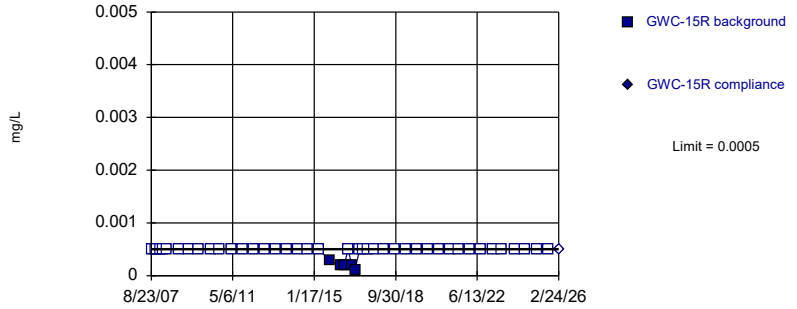

Non-parametric test used in lieu of parametric prediction limit because censored data exceeded 50%. Limit is highest of 46 background values. 89.13% NDs. Well-constituent pair annual alpha = 0.001829. Individual comparison alpha = 0.0009151 (1 of 2).

Constituent: Cadmium Analysis Run 6/8/2026 4:31 PM View: Appendix I Intrawell
Plant Bowen Client: Southern Company Data: Bowen 1, 2, 9, & 10

Sanitas™ v.10.1.06e Software licensed to Groundwater Stats Consulting. UG
Hollow symbols indicate censored values.

Within Limit

Prediction Limit

Intrawell Non-parametric

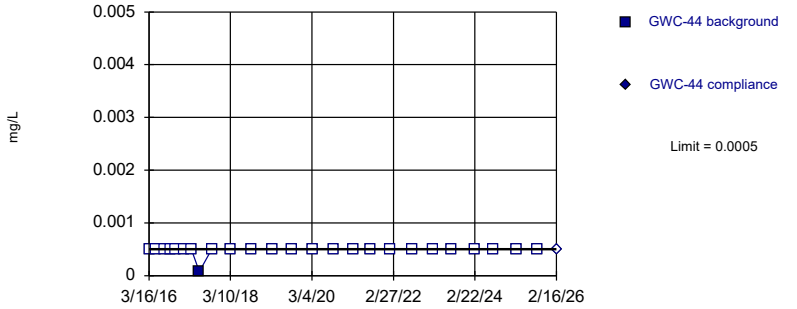

Non-parametric test used in lieu of parametric prediction limit because censored data exceeded 50%. Limit is highest of 25 background values. 96% NDs. Well-constituent pair annual alpha = 0.005656. Individual comparison alpha = 0.002832 (1 of 2).

Constituent: Cadmium Analysis Run 6/8/2026 4:31 PM View: Appendix I Intrawell
Plant Bowen Client: Southern Company Data: Bowen 1, 2, 9, & 10

Sanitas™ v.10.1.06e Software licensed to Groundwater Stats Consulting. UG
Hollow symbols indicate censored values.

Within Limit

Prediction Limit

Intrawell Non-parametric

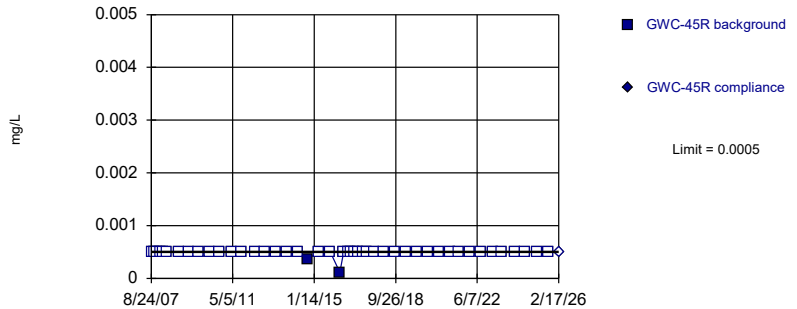

Non-parametric test used in lieu of parametric prediction limit because censored data exceeded 50%. Limit is highest of 46 background values. 95.65% NDs. Well-constituent pair annual alpha = 0.001829. Individual comparison alpha = 0.0009151 (1 of 2).

Constituent: Cadmium Analysis Run 6/8/2026 4:31 PM View: Appendix I Intrawell
Plant Bowen Client: Southern Company Data: Bowen 1, 2, 9, & 10

Sanitas™ v.10.1.06e Software licensed to Groundwater Stats Consulting. UG
Hollow symbols indicate censored values.

Within Limit

Prediction Limit

Intrawell Non-parametric

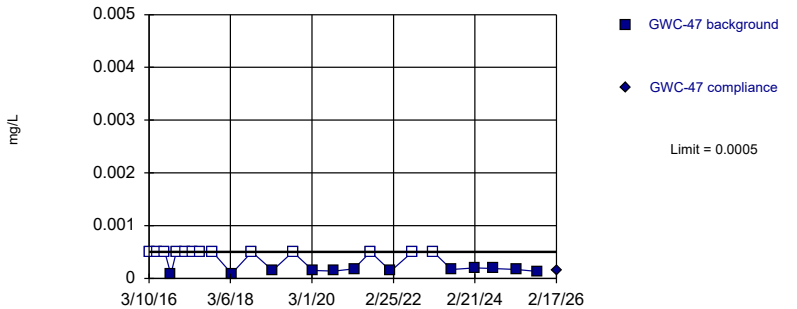

Non-parametric test used in lieu of parametric prediction limit because censored data exceeded 50%. Limit is highest of 25 background values. 52% NDs. Well-constituent pair annual alpha = 0.005656. Individual comparison alpha = 0.002832 (1 of 2).

Constituent: Cadmium Analysis Run 6/8/2026 4:31 PM View: Appendix I Intrawell
Plant Bowen Client: Southern Company Data: Bowen 1, 2, 9, & 10

Sanitas™ v.10.1.06e Software licensed to Groundwater Stats Consulting. UG
Hollow symbols indicate censored values.

Within Limit

Prediction Limit

Intrawell Non-parametric

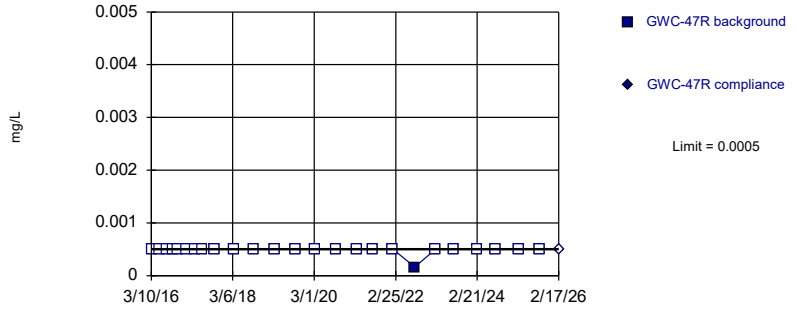

Non-parametric test used in lieu of parametric prediction limit because censored data exceeded 50%. Limit is highest of 25 background values. 96% NDs. Well-constituent pair annual alpha = 0.005656. Individual comparison alpha = 0.002832 (1 of 2).

Constituent: Cadmium Analysis Run 6/8/2026 4:31 PM View: Appendix I Intrawell
Plant Bowen Client: Southern Company Data: Bowen 1, 2, 9, & 10

Sanitas™ v.10.1.06e Software licensed to Groundwater Stats Consulting. UG
Hollow symbols indicate censored values.

Within Limit

Prediction Limit

Intrawell Parametric

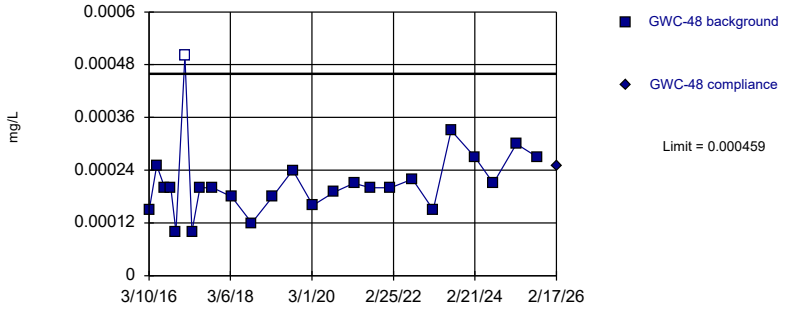

Background Data Summary (based on square root transformation): Mean=0.01437, Std. Dev.=0.002612, n=25, 4% NDs. Normality test: Shapiro Wilk @alpha = 0.01, calculated = 0.9221, critical = 0.888. Kappa = 2.698 (c=16, w=26, 1 of 2, event alpha = 0.05132). Report alpha = 0.0001266.

Constituent: Cadmium Analysis Run 6/8/2026 4:31 PM View: Appendix I Intrawell
Plant Bowen Client: Southern Company Data: Bowen 1, 2, 9, & 10

Sanitas™ v.10.1.06e Software licensed to Groundwater Stats Consulting. UG
Hollow symbols indicate censored values.

Within Limit

Prediction Limit

Intrawell Non-parametric

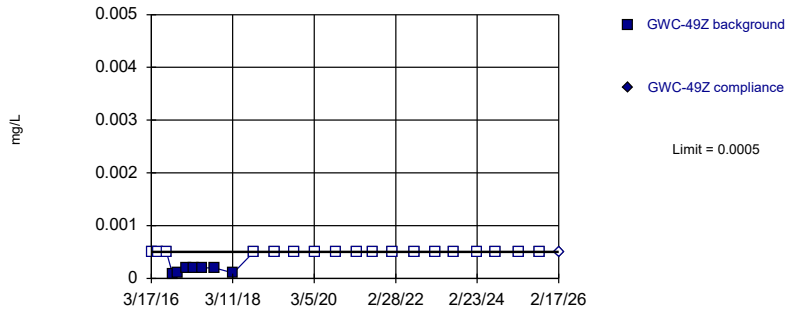

Non-parametric test used in lieu of parametric prediction limit because censored data exceeded 50%. Limit is highest of 25 background values. 72% NDs. Well-constituent pair annual alpha = 0.005656. Individual comparison alpha = 0.002832 (1 of 2).

Constituent: Cadmium Analysis Run 6/8/2026 4:31 PM View: Appendix I Intrawell
Plant Bowen Client: Southern Company Data: Bowen 1, 2, 9, & 10

Sanitas™ v.10.1.06e Software licensed to Groundwater Stats Consulting. UG
Hollow symbols indicate censored values.

Within Limit

Prediction Limit

Intrawell Non-parametric

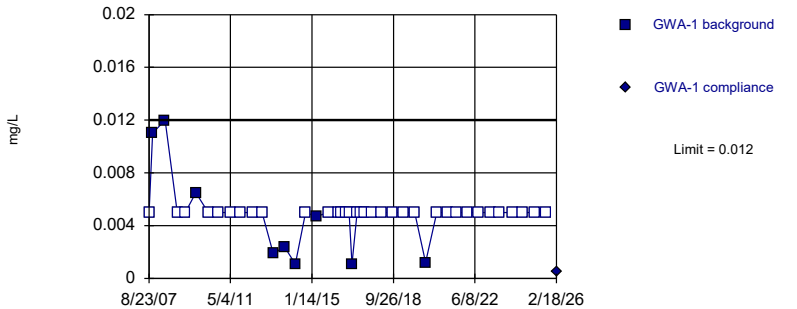

Non-parametric test used in lieu of parametric prediction limit because censored data exceeded 50%. Limit is highest of 43 background values. 79.07% NDs. Well-constituent pair annual alpha = 0.002073. Individual comparison alpha = 0.001037 (1 of 2).

Constituent: Chromium Analysis Run 6/8/2026 4:31 PM View: Appendix I Intrawell
Plant Bowen Client: Southern Company Data: Bowen 1, 2, 9, & 10

Sanitas™ v.10.1.06e Software licensed to Groundwater Stats Consulting. UG
Hollow symbols indicate censored values.

Within Limit

Prediction Limit

Intrawell Non-parametric

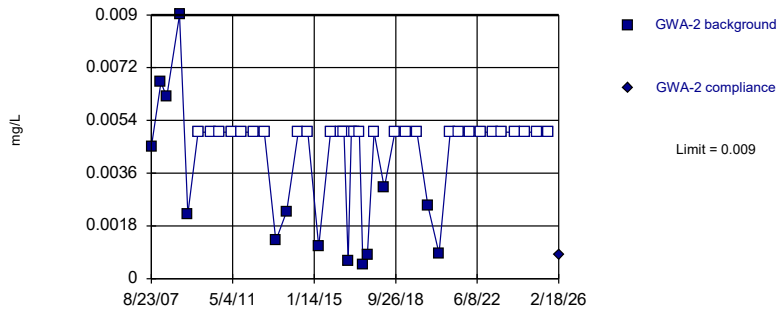

Non-parametric test used in lieu of parametric prediction limit because censored data exceeded 50%. Limit is highest of 43 background values. 67.44% NDs. Well-constituent pair annual alpha = 0.002073. Individual comparison alpha = 0.001037 (1 of 2).

Constituent: Chromium Analysis Run 6/8/2026 4:31 PM View: Appendix I Intrawell
Plant Bowen Client: Southern Company Data: Bowen 1, 2, 9, & 10

Sanitas™ v.10.1.06e Software licensed to Groundwater Stats Consulting. UG
Hollow symbols indicate censored values.

Within Limit

Prediction Limit

Intrawell Non-parametric

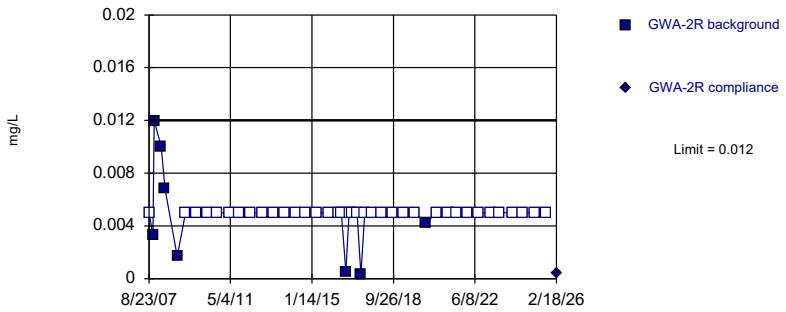

Non-parametric test used in lieu of parametric prediction limit because censored data exceeded 50%. Limit is highest of 45 background values. 82.22% NDs. Well-constituent pair annual alpha = 0.001911. Individual comparison alpha = 0.0009557 (1 of 2).

Constituent: Chromium Analysis Run 6/8/2026 4:31 PM View: Appendix I Intrawell
Plant Bowen Client: Southern Company Data: Bowen 1, 2, 9, & 10

Sanitas™ v.10.1.06e Software licensed to Groundwater Stats Consulting. UG
Hollow symbols indicate censored values.

Within Limit

Prediction Limit

Intrawell Non-parametric

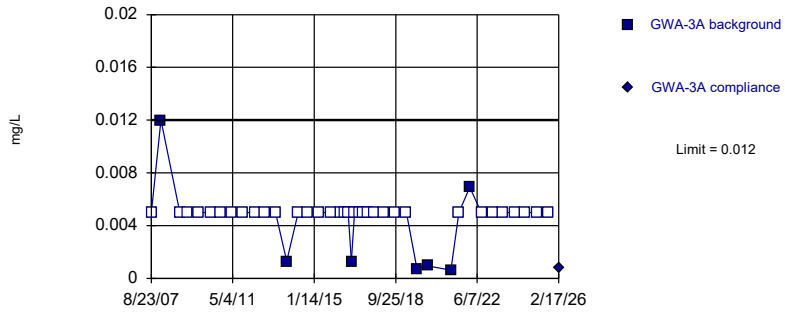

Non-parametric test used in lieu of parametric prediction limit because censored data exceeded 50%. Limit is highest of 41 background values. 82.93% NDs. Well-constituent pair annual alpha = 0.002235. Individual comparison alpha = 0.001118 (1 of 2).

Constituent: Chromium Analysis Run 6/8/2026 4:31 PM View: Appendix I Intrawell
Plant Bowen Client: Southern Company Data: Bowen 1, 2, 9, & 10

Sanitas™ v.10.1.06e Software licensed to Groundwater Stats Consulting. UG
Hollow symbols indicate censored values.

Within Limit

Prediction Limit

Intrawell Non-parametric

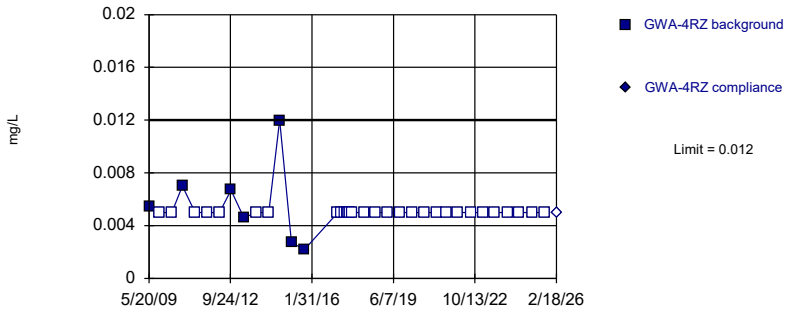

Non-parametric test used in lieu of parametric prediction limit because censored data exceeded 50%. Limit is highest of 39 background values. 82.05% NDs. Well-constituent pair annual alpha = 0.002451. Individual comparison alpha = 0.001226 (1 of 2).

Constituent: Chromium Analysis Run 6/8/2026 4:31 PM View: Appendix I Intrawell
Plant Bowen Client: Southern Company Data: Bowen 1, 2, 9, & 10

Sanitas™ v.10.1.06e Software licensed to Groundwater Stats Consulting. UG
Hollow symbols indicate censored values.

Within Limit

Prediction Limit

Intrawell Non-parametric

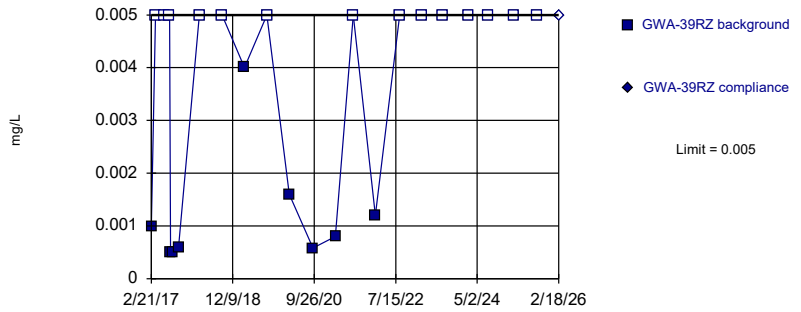

Non-parametric test used in lieu of parametric prediction limit because censored data exceeded 50%. Limit is highest of 23 background values. 60.87% NDs. Well-constituent pair annual alpha = 0.006819. Individual comparison alpha = 0.003415 (1 of 2).

Constituent: Chromium Analysis Run 6/8/2026 4:31 PM View: Appendix I Intrawell
Plant Bowen Client: Southern Company Data: Bowen 1, 2, 9, & 10

Sanitas™ v.10.1.06e Software licensed to Groundwater Stats Consulting. UG
Hollow symbols indicate censored values.

Within Limit

Prediction Limit

Intrawell Non-parametric

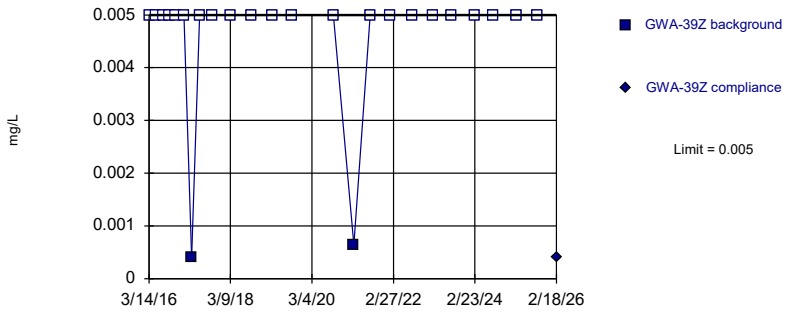

Non-parametric test used in lieu of parametric prediction limit because censored data exceeded 50%. Limit is highest of 24 background values. 91.67% NDs. Well-constituent pair annual alpha = 0.006238. Individual comparison alpha = 0.003124 (1 of 2).

Constituent: Chromium Analysis Run 6/8/2026 4:31 PM View: Appendix I Intrawell
Plant Bowen Client: Southern Company Data: Bowen 1, 2, 9, & 10

Sanitas™ v.10.1.06e Software licensed to Groundwater Stats Consulting. UG
Hollow symbols indicate censored values.

Within Limit

Prediction Limit

Intrawell Non-parametric

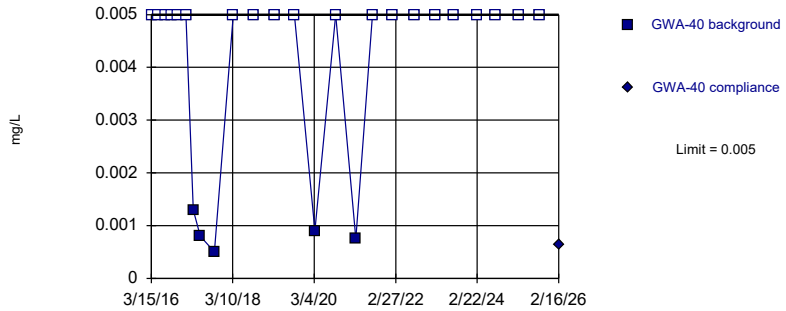

Non-parametric test used in lieu of parametric prediction limit because censored data exceeded 50%. Limit is highest of 25 background values. 80% NDs. Well-constituent pair annual alpha = 0.005656. Individual comparison alpha = 0.002832 (1 of 2).

Constituent: Chromium Analysis Run 6/8/2026 4:31 PM View: Appendix I Intrawell
Plant Bowen Client: Southern Company Data: Bowen 1, 2, 9, & 10

Sanitas™ v.10.1.06e Software licensed to Groundwater Stats Consulting. UG
Hollow symbols indicate censored values.

Within Limit

Prediction Limit

Intrawell Non-parametric

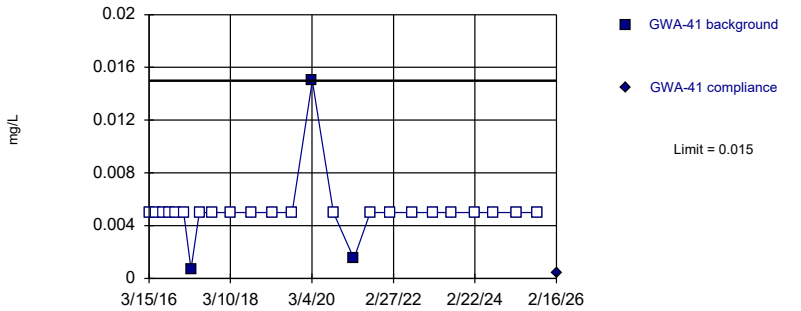

Non-parametric test used in lieu of parametric prediction limit because censored data exceeded 50%. Limit is highest of 25 background values. 88% NDs. Well-constituent pair annual alpha = 0.005656. Individual comparison alpha = 0.002832 (1 of 2).

Constituent: Chromium Analysis Run 6/8/2026 4:31 PM View: Appendix I Intrawell
Plant Bowen Client: Southern Company Data: Bowen 1, 2, 9, & 10

Sanitas™ v.10.1.06e Software licensed to Groundwater Stats Consulting. UG
Hollow symbols indicate censored values.

Within Limit

Prediction Limit

Intrawell Non-parametric

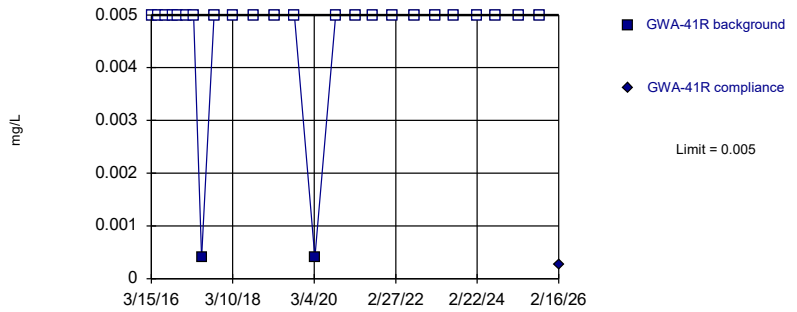

Non-parametric test used in lieu of parametric prediction limit because censored data exceeded 50%. Limit is highest of 25 background values. 92% NDs. Well-constituent pair annual alpha = 0.005656. Individual comparison alpha = 0.002832 (1 of 2).

Constituent: Chromium Analysis Run 6/8/2026 4:31 PM View: Appendix I Intrawell
Plant Bowen Client: Southern Company Data: Bowen 1, 2, 9, & 10

Sanitas™ v.10.1.06e Software licensed to Groundwater Stats Consulting. UG
Hollow symbols indicate censored values.

Within Limit

Prediction Limit

Intrawell Non-parametric

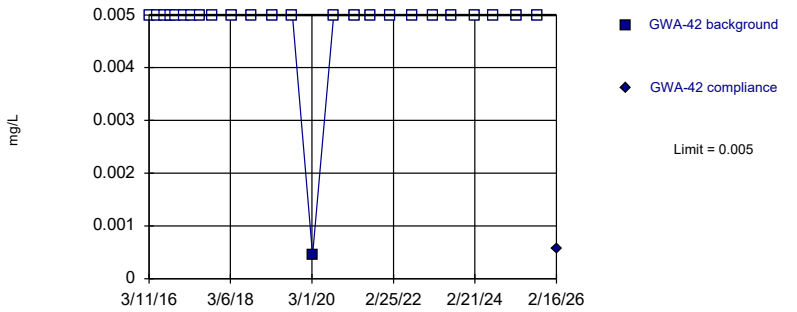

Non-parametric test used in lieu of parametric prediction limit because censored data exceeded 50%. Limit is highest of 25 background values. 96% NDs. Well-constituent pair annual alpha = 0.005656. Individual comparison alpha = 0.002832 (1 of 2).

Constituent: Chromium Analysis Run 6/8/2026 4:31 PM View: Appendix I Intrawell
Plant Bowen Client: Southern Company Data: Bowen 1, 2, 9, & 10

Sanitas™ v.10.1.06e Software licensed to Groundwater Stats Consulting. UG
Hollow symbols indicate censored values.

Within Limit

Prediction Limit

Intrawell Non-parametric

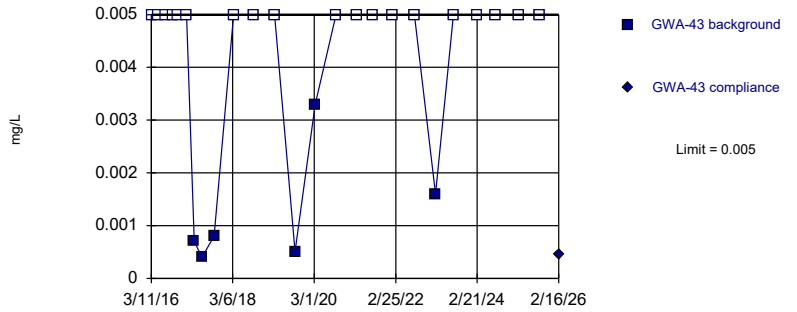

Non-parametric test used in lieu of parametric prediction limit because censored data exceeded 50%. Limit is highest of 25 background values. 76% NDs. Well-constituent pair annual alpha = 0.005656. Individual comparison alpha = 0.002832 (1 of 2).

Constituent: Chromium Analysis Run 6/8/2026 4:31 PM View: Appendix I Intrawell
Plant Bowen Client: Southern Company Data: Bowen 1, 2, 9, & 10

Sanitas™ v.10.1.06e Software licensed to Groundwater Stats Consulting. UG
Hollow symbols indicate censored values.

Within Limit

Prediction Limit

Intrawell Non-parametric

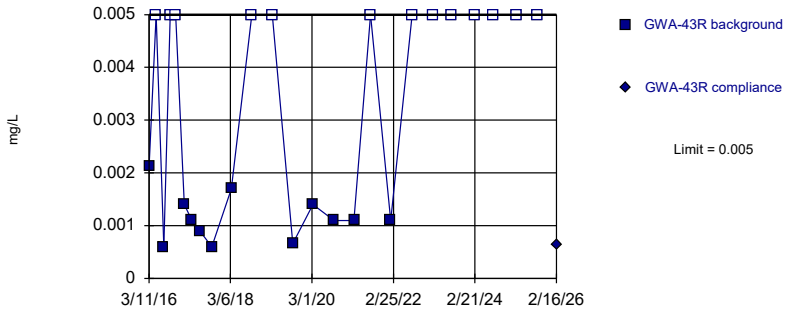

Non-parametric test used in lieu of parametric prediction limit because censored data exceeded 50%. Limit is highest of 25 background values. 52% NDs. Well-constituent pair annual alpha = 0.005656. Individual comparison alpha = 0.002832 (1 of 2).

Constituent: Chromium Analysis Run 6/8/2026 4:31 PM View: Appendix I Intrawell
Plant Bowen Client: Southern Company Data: Bowen 1, 2, 9, & 10

Sanitas™ v.10.1.06e Software licensed to Groundwater Stats Consulting. UG
Hollow symbols indicate censored values.

Within Limit

Prediction Limit

Intrawell Non-parametric

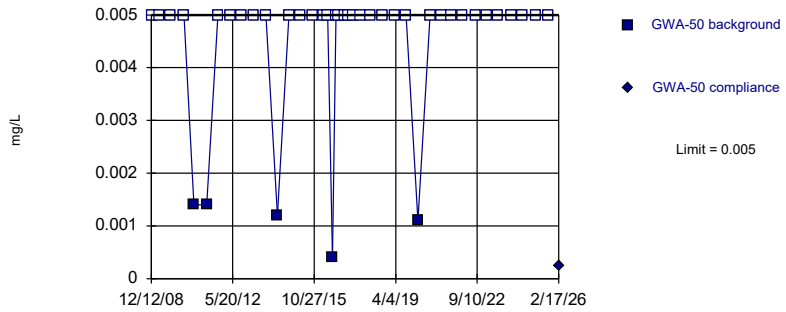

Non-parametric test used in lieu of parametric prediction limit because censored data exceeded 50%. Limit is highest of 40 background values. 87.5% NDs. Well-constituent pair annual alpha = 0.002316. Individual comparison alpha = 0.001159 (1 of 2).

Constituent: Chromium Analysis Run 6/8/2026 4:31 PM View: Appendix I Intrawell
Plant Bowen Client: Southern Company Data: Bowen 1, 2, 9, & 10

Sanitas™ v.10.1.06e Software licensed to Groundwater Stats Consulting. UG
Hollow symbols indicate censored values.

Within Limit

Prediction Limit

Intrawell Non-parametric

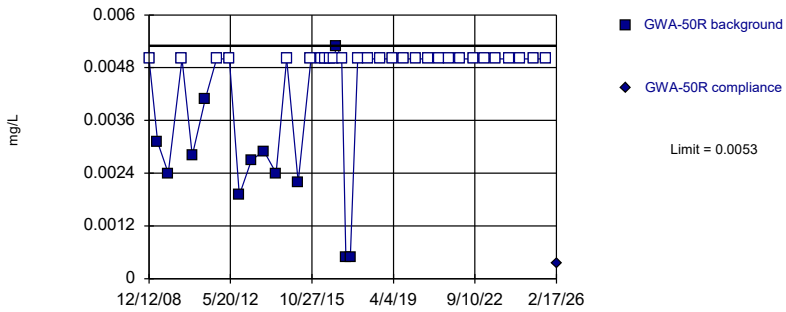

Non-parametric test used in lieu of parametric prediction limit because censored data exceeded 50%. Limit is highest of 40 background values. 70% NDs. Well-constituent pair annual alpha = 0.002316. Individual comparison alpha = 0.001159 (1 of 2).

Constituent: Chromium Analysis Run 6/8/2026 4:31 PM View: Appendix I Intrawell
Plant Bowen Client: Southern Company Data: Bowen 1, 2, 9, & 10

Sanitas™ v.10.1.06e Software licensed to Groundwater Stats Consulting. UG
Hollow symbols indicate censored values.

Within Limit

Prediction Limit

Intrawell Non-parametric

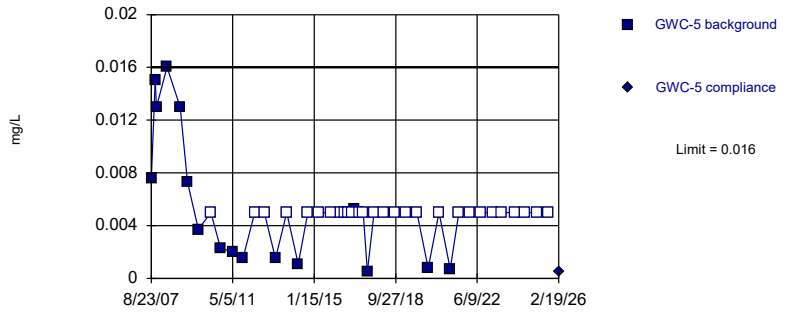

Non-parametric test used in lieu of parametric prediction limit because censored data exceeded 50%. Limit is highest of 44 background values. 63.64% NDs. Well-constituent pair annual alpha = 0.001992. Individual comparison alpha = 0.0009963 (1 of 2).

Constituent: Chromium Analysis Run 6/8/2026 4:31 PM View: Appendix I Intrawell
Plant Bowen Client: Southern Company Data: Bowen 1, 2, 9, & 10

Sanitas™ v.10.1.06e Software licensed to Groundwater Stats Consulting. UG
Hollow symbols indicate censored values.

Within Limit

Prediction Limit

Intrawell Non-parametric

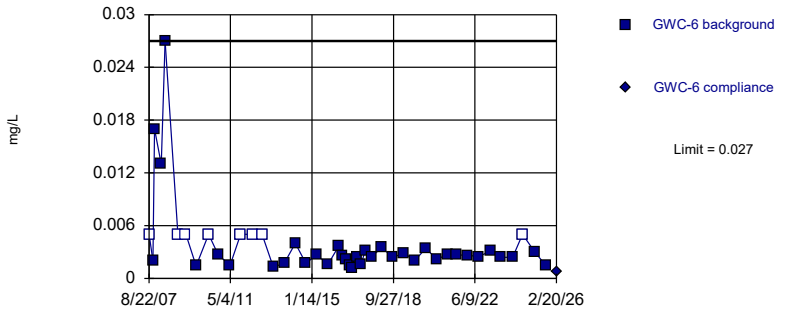

Non-parametric test used in lieu of parametric prediction limit because the Shapiro Wilk normality test showed the data to be non-normal at the 0.01 alpha level. Limit is highest of 45 background values. 17.78% NDs. Well-constituent pair annual alpha = 0.001911. Individual comparison alpha = 0.0009557 (1 of 2).

Constituent: Chromium Analysis Run 6/8/2026 4:31 PM View: Appendix I Intrawell
Plant Bowen Client: Southern Company Data: Bowen 1, 2, 9, & 10

Sanitas™ v.10.1.06e Software licensed to Groundwater Stats Consulting. UG
Hollow symbols indicate censored values.

Within Limit

Prediction Limit

Intrawell Parametric

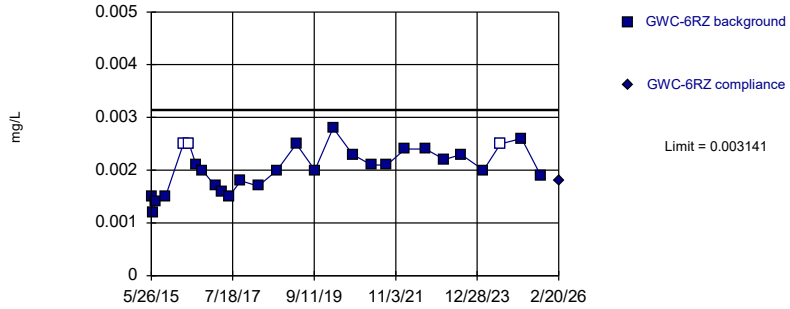

Background Data Summary: Mean=0.002039, Std. Dev.=0.0004157, n=28, 10.71% NDs. Normality test: Shapiro Wilk @alpha = 0.01, calculated = 0.9665, critical = 0.896. Kappa = 2.649 (c=16, w=26, 1 of 2, event alpha = 0.05132). Report alpha = 0.0001266.

Constituent: Chromium Analysis Run 6/8/2026 4:31 PM View: Appendix I Intrawell
Plant Bowen Client: Southern Company Data: Bowen 1, 2, 9, & 10

Sanitas™ v.10.1.06e Software licensed to Groundwater Stats Consulting. UG
Hollow symbols indicate censored values.

Within Limit

Prediction Limit

Intrawell Non-parametric

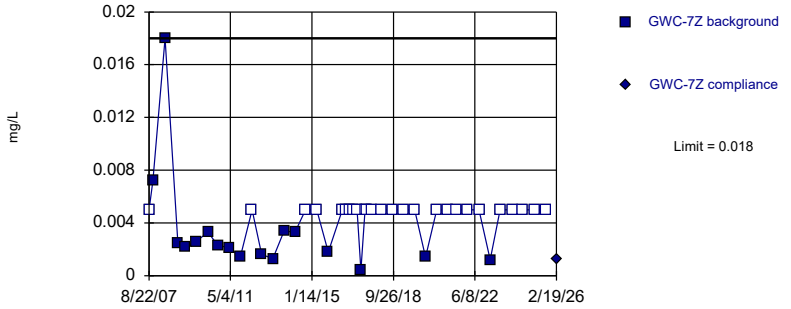

Non-parametric test used in lieu of parametric prediction limit because censored data exceeded 50%. Limit is highest of 43 background values. 60.47% NDs. Well-constituent pair annual alpha = 0.002073. Individual comparison alpha = 0.001037 (1 of 2).

Constituent: Chromium Analysis Run 6/8/2026 4:32 PM View: Appendix I Intrawell
Plant Bowen Client: Southern Company Data: Bowen 1, 2, 9, & 10

Sanitas™ v.10.1.06e Software licensed to Groundwater Stats Consulting. UG
Hollow symbols indicate censored values.

Within Limit

Prediction Limit

Intrawell Non-parametric

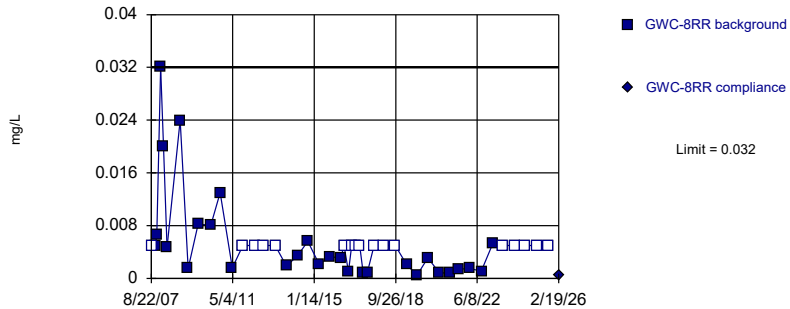

Non-parametric test used in lieu of parametric prediction limit because the Shapiro Wilk normality test showed the data to be non-normal at the 0.01 alpha level. Limit is highest of 46 background values. 36.96% NDs. Well-constituent pair annual alpha = 0.001829. Individual comparison alpha = 0.0009151 (1 of 2).

Constituent: Chromium Analysis Run 6/8/2026 4:32 PM View: Appendix I Intrawell
Plant Bowen Client: Southern Company Data: Bowen 1, 2, 9, & 10

Sanitas™ v.10.1.06e Software licensed to Groundwater Stats Consulting. UG
Hollow symbols indicate censored values.

Within Limit

Prediction Limit

Intrawell Parametric

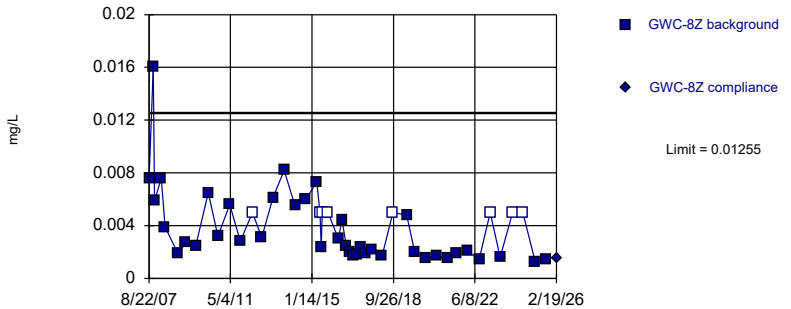

Background Data Summary (based on natural log transformation) (after Kaplan-Meier Adjustment): Mean=-5.939, Std. Dev.=0.6299, n=48, 16.67% NDs. Normality test: Shapiro Wilk @alpha = 0.01, calculated = 0.9341, critical = 0.929. Kappa = 2.478 (c=16, w=26, 1 of 2, event alpha = 0.05132). Report alpha = 0.0001266.

Constituent: Chromium Analysis Run 6/8/2026 4:32 PM View: Appendix I Intrawell
Plant Bowen Client: Southern Company Data: Bowen 1, 2, 9, & 10

Sanitas™ v.10.1.06e Software licensed to Groundwater Stats Consulting. UG
Hollow symbols indicate censored values.

Within Limit

Prediction Limit

Intrawell Non-parametric

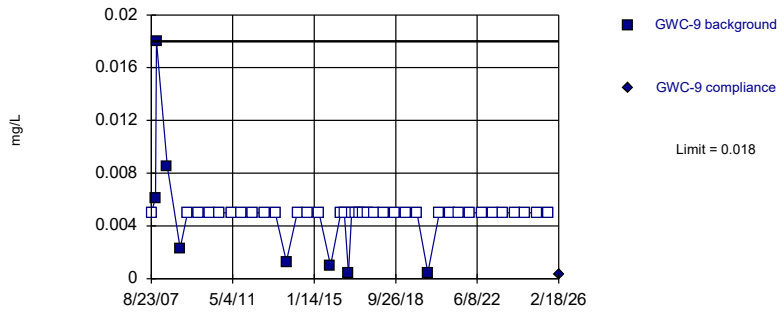

Non-parametric test used in lieu of parametric prediction limit because censored data exceeded 50%. Limit is highest of 44 background values. 81.82% NDs. Well-constituent pair annual alpha = 0.001992. Individual comparison alpha = 0.0009963 (1 of 2).

Constituent: Chromium Analysis Run 6/8/2026 4:32 PM View: Appendix I Intrawell
Plant Bowen Client: Southern Company Data: Bowen 1, 2, 9, & 10

Sanitas™ v.10.1.06e Software licensed to Groundwater Stats Consulting. UG
Hollow symbols indicate censored values.

Within Limit

Prediction Limit

Intrawell Non-parametric

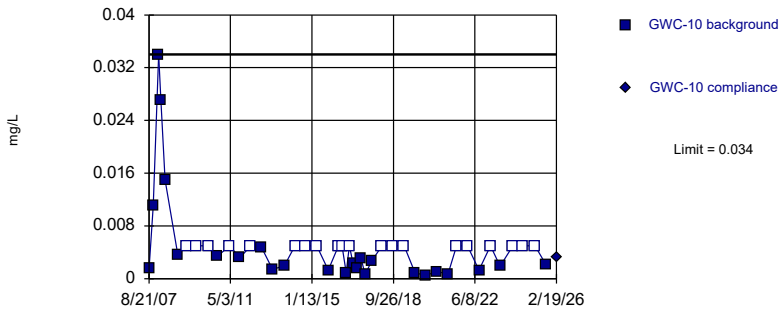

Non-parametric test used in lieu of parametric prediction limit because the Shapiro Wilk normality test showed the data to be non-normal at the 0.01 alpha level. Limit is highest of 45 background values. 44.44% NDs. Well-constituent pair annual alpha = 0.001911. Individual comparison alpha = 0.0009557 (1 of 2).

Constituent: Chromium Analysis Run 6/8/2026 4:32 PM View: Appendix I Intrawell
Plant Bowen Client: Southern Company Data: Bowen 1, 2, 9, & 10

Sanitas™ v.10.1.06e Software licensed to Groundwater Stats Consulting. UG
Hollow symbols indicate censored values.

Within Limit

Prediction Limit

Intrawell Non-parametric

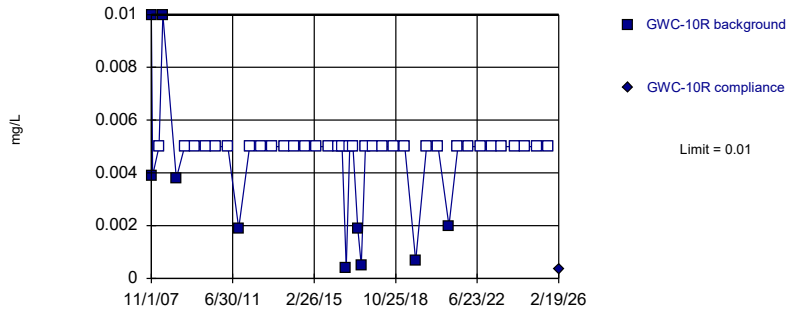

Non-parametric test used in lieu of parametric prediction limit because censored data exceeded 50%. Limit is highest of 44 background values. 77.27% NDs. Well-constituent pair annual alpha = 0.001992. Individual comparison alpha = 0.0009963 (1 of 2).

Constituent: Chromium Analysis Run 6/8/2026 4:32 PM View: Appendix I Intrawell
Plant Bowen Client: Southern Company Data: Bowen 1, 2, 9, & 10

Sanitas™ v.10.1.06e Software licensed to Groundwater Stats Consulting. UG
Hollow symbols indicate censored values.

Within Limit

Prediction Limit

Intrawell Parametric

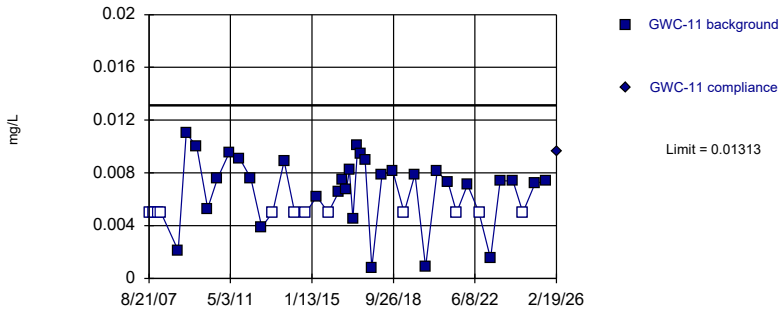

Background Data Summary (after Kaplan-Meier Adjustment): Mean=0.005148, Std. Dev.=0.003202, n=45, 28.89% NDs. Normality test: Shapiro Wilk @alpha = 0.01, calculated = 0.9418, critical = 0.926. Kappa = 2.492 (c=16, w=26, 1 of 2, event alpha = 0.05132). Report alpha = 0.0001266.

Constituent: Chromium Analysis Run 6/8/2026 4:32 PM View: Appendix I Intrawell
Plant Bowen Client: Southern Company Data: Bowen 1, 2, 9, & 10

Sanitas™ v.10.1.06e Software licensed to Groundwater Stats Consulting. UG

Within Limit

Prediction Limit

Intrawell Parametric

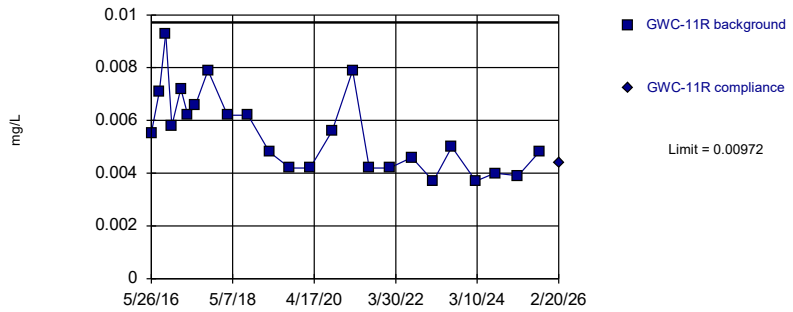

Background Data Summary: Mean=0.005535, Std. Dev.=0.001536, n=24. Normality test: Shapiro Wilk @alpha = 0.01, calculated = 0.9208, critical = 0.884. Kappa = 2.725 (c=16, w=26, 1 of 2, event alpha = 0.05132). Report alpha = 0.0001266.

Constituent: Chromium Analysis Run 6/8/2026 4:32 PM View: Appendix I Intrawell

Plant Bowen Client: Southern Company Data: Bowen 1, 2, 9, & 10

Sanitas™ v.10.1.06e Software licensed to Groundwater Stats Consulting. UG

Hollow symbols indicate censored values.

Within Limit

Prediction Limit

Intrawell Non-parametric

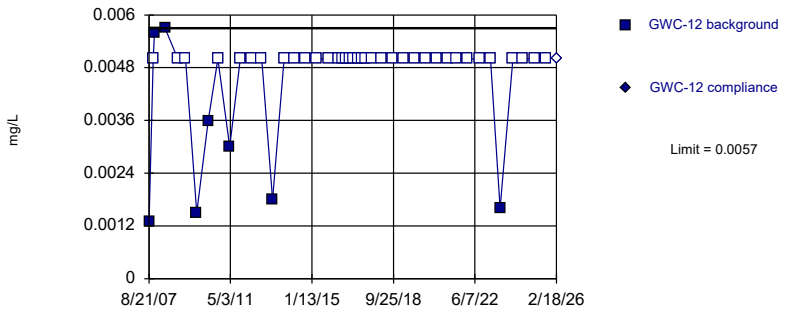

Non-parametric test used in lieu of parametric prediction limit because censored data exceeded 50%. Limit is highest of 44 background values. 81.82% NDs. Well-constituent pair annual alpha = 0.001992. Individual comparison alpha = 0.0009963 (1 of 2).

Constituent: Chromium Analysis Run 6/8/2026 4:32 PM View: Appendix I Intrawell

Plant Bowen Client: Southern Company Data: Bowen 1, 2, 9, & 10

Sanitas™ v.10.1.06e Software licensed to Groundwater Stats Consulting. UG

Within Limit

Prediction Limit

Intrawell Parametric

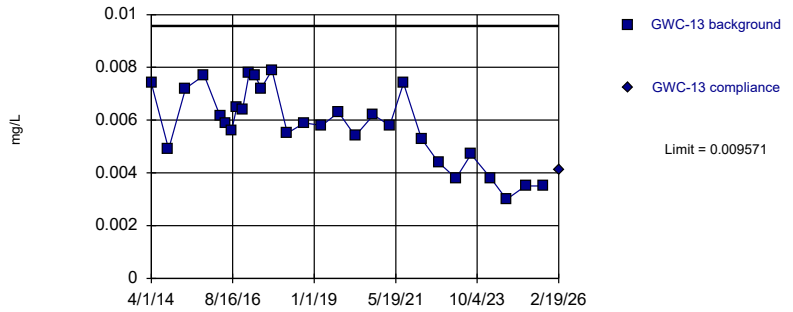

Background Data Summary: Mean=0.005815, Std. Dev.=0.001427, n=29. Normality test: Shapiro Wilk @alpha = 0.01, calculated = 0.9456, critical = 0.898. Kappa = 2.633 (c=16, w=26, 1 of 2, event alpha = 0.05132). Report alpha = 0.0001266.

Constituent: Chromium Analysis Run 6/8/2026 4:32 PM View: Appendix I Intrawell

Plant Bowen Client: Southern Company Data: Bowen 1, 2, 9, & 10

Sanitas™ v.10.1.06e Software licensed to Groundwater Stats Consulting. UG

Hollow symbols indicate censored values.

Within Limit

Prediction Limit

Intrawell Non-parametric

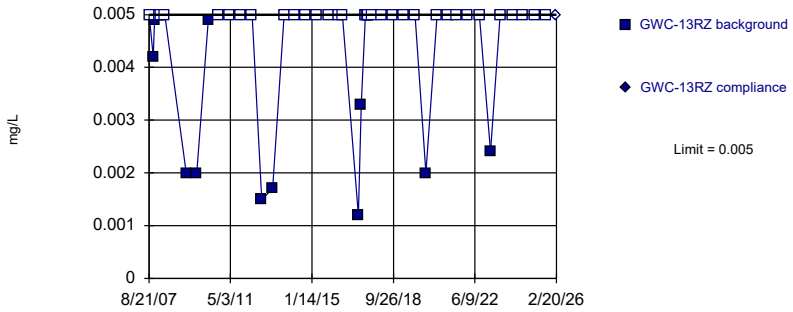

Non-parametric test used in lieu of parametric prediction limit because censored data exceeded 50%. Limit is highest of 45 background values. 75.56% NDs. Well-constituent pair annual alpha = 0.001911. Individual comparison alpha = 0.0009557 (1 of 2).

Constituent: Chromium Analysis Run 6/8/2026 4:32 PM View: Appendix I Intrawell

Plant Bowen Client: Southern Company Data: Bowen 1, 2, 9, & 10

Sanitas™ v.10.1.06e Software licensed to Groundwater Stats Consulting. UG
Hollow symbols indicate censored values.

Within Limit

Prediction Limit

Intrawell Non-parametric

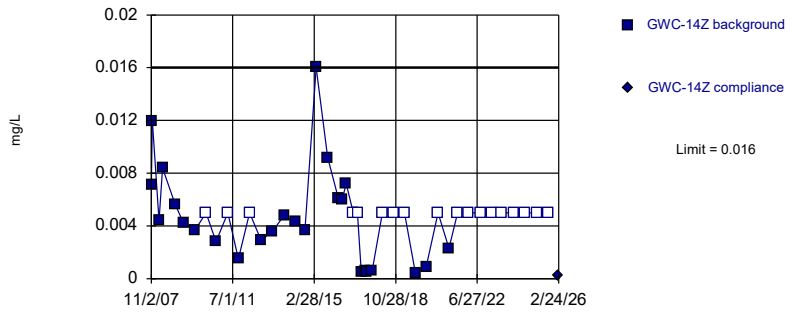

Non-parametric test used in lieu of parametric prediction limit because the Shapiro Wilk normality test showed the data to be non-normal at the 0.01 alpha level. Limit is highest of 44 background values. 40.91% NDs. Well-constituent pair annual alpha = 0.001992. Individual comparison alpha = 0.0009963 (1 of 2).

Constituent: Chromium Analysis Run 6/8/2026 4:32 PM View: Appendix I Intrawell
Plant Bowen Client: Southern Company Data: Bowen 1, 2, 9, & 10

Sanitas™ v.10.1.06e Software licensed to Groundwater Stats Consulting. UG
Hollow symbols indicate censored values.

Within Limit

Prediction Limit

Intrawell Non-parametric

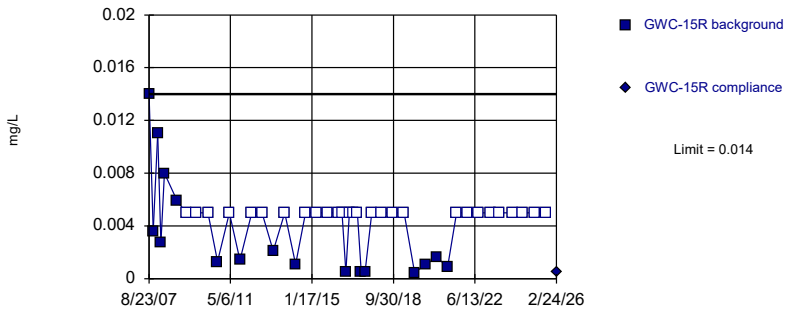

Non-parametric test used in lieu of parametric prediction limit because censored data exceeded 50%. Limit is highest of 45 background values. 62.22% NDs. Well-constituent pair annual alpha = 0.001911. Individual comparison alpha = 0.0009557 (1 of 2).

Constituent: Chromium Analysis Run 6/8/2026 4:32 PM View: Appendix I Intrawell
Plant Bowen Client: Southern Company Data: Bowen 1, 2, 9, & 10

Sanitas™ v.10.1.06e Software licensed to Groundwater Stats Consulting. UG
Hollow symbols indicate censored values.

Within Limit

Prediction Limit

Intrawell Non-parametric

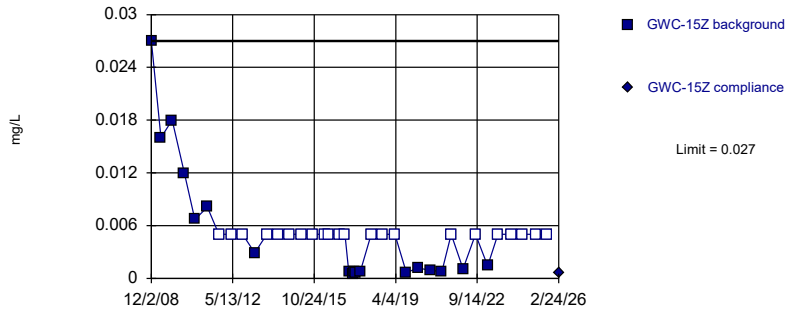

Non-parametric test used in lieu of parametric prediction limit because censored data exceeded 50%. Limit is highest of 40 background values. 55% NDs. Well-constituent pair annual alpha = 0.002316. Individual comparison alpha = 0.001159 (1 of 2).

Constituent: Chromium Analysis Run 6/8/2026 4:32 PM View: Appendix I Intrawell
Plant Bowen Client: Southern Company Data: Bowen 1, 2, 9, & 10

Sanitas™ v.10.1.06e Software licensed to Groundwater Stats Consulting. UG
Hollow symbols indicate censored values.

Within Limit

Prediction Limit

Intrawell Non-parametric

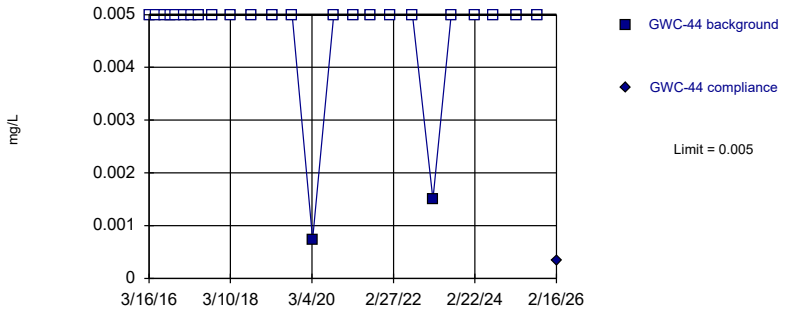

Non-parametric test used in lieu of parametric prediction limit because censored data exceeded 50%. Limit is highest of 25 background values. 92% NDs. Well-constituent pair annual alpha = 0.005656. Individual comparison alpha = 0.002832 (1 of 2).

Constituent: Chromium Analysis Run 6/8/2026 4:32 PM View: Appendix I Intrawell
Plant Bowen Client: Southern Company Data: Bowen 1, 2, 9, & 10

Sanitas™ v.10.1.06e Software licensed to Groundwater Stats Consulting. UG
Hollow symbols indicate censored values.

Within Limit

Prediction Limit

Intrawell Non-parametric

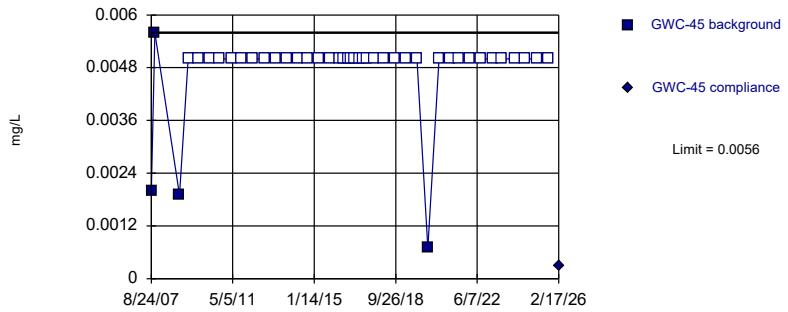

Non-parametric test used in lieu of parametric prediction limit because censored data exceeded 50%. Limit is highest of 42 background values. 90.48% NDs. Well-constituent pair annual alpha = 0.002154. Individual comparison alpha = 0.001077 (1 of 2).

Constituent: Chromium Analysis Run 6/8/2026 4:32 PM View: Appendix I Intrawell
Plant Bowen Client: Southern Company Data: Bowen 1, 2, 9, & 10

Sanitas™ v.10.1.06e Software licensed to Groundwater Stats Consulting. UG
Hollow symbols indicate censored values.

Within Limit

Prediction Limit

Intrawell Non-parametric

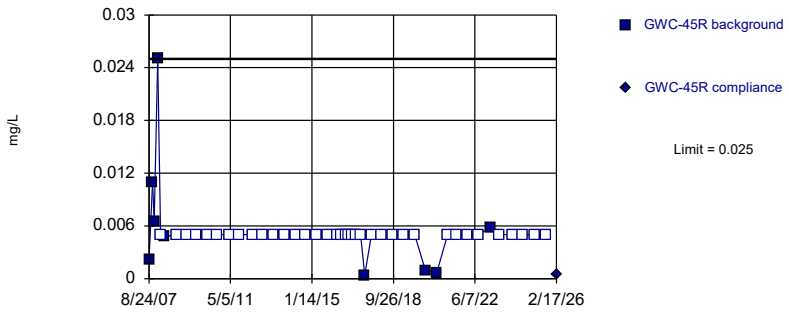

Non-parametric test used in lieu of parametric prediction limit because censored data exceeded 50%. Limit is highest of 46 background values. 80.43% NDs. Well-constituent pair annual alpha = 0.001829. Individual comparison alpha = 0.0009151 (1 of 2).

Constituent: Chromium Analysis Run 6/8/2026 4:32 PM View: Appendix I Intrawell
Plant Bowen Client: Southern Company Data: Bowen 1, 2, 9, & 10

Sanitas™ v.10.1.06e Software licensed to Groundwater Stats Consulting. UG
Hollow symbols indicate censored values.

Within Limit

Prediction Limit

Intrawell Parametric

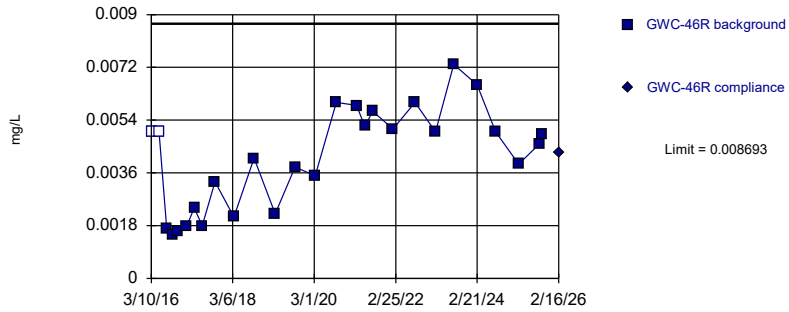

Background Data Summary: Mean=0.004111, Std. Dev.=0.001719, n=27, 7.407% NDs. Normality test: Shapiro Wilk @alpha = 0.01, calculated = 0.9295, critical = 0.894. Kappa = 2.666 (c=16, w=26, 1 of 2, event alpha = 0.05132). Report alpha = 0.0001266.

Constituent: Chromium Analysis Run 6/8/2026 4:32 PM View: Appendix I Intrawell
Plant Bowen Client: Southern Company Data: Bowen 1, 2, 9, & 10

Sanitas™ v.10.1.06e Software licensed to Groundwater Stats Consulting. UG
Hollow symbols indicate censored values.

Within Limit

Prediction Limit

Intrawell Parametric

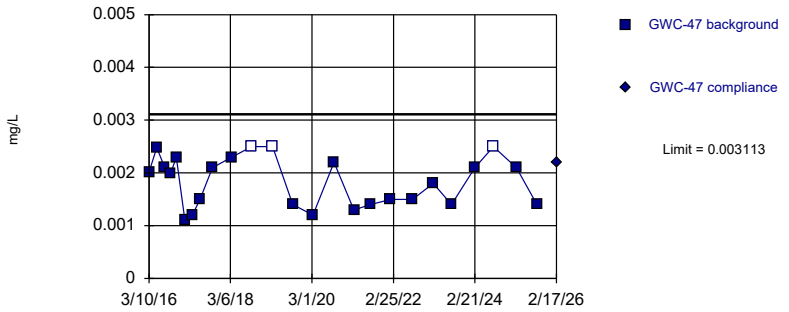

Background Data Summary: Mean=0.001836, Std. Dev.=0.0004734, n=25, 12% NDs. Normality test: Shapiro Wilk @alpha = 0.01, calculated = 0.899, critical = 0.888. Kappa = 2.698 (c=16, w=26, 1 of 2, event alpha = 0.05132). Report alpha = 0.0001266.

Constituent: Chromium Analysis Run 6/8/2026 4:32 PM View: Appendix I Intrawell
Plant Bowen Client: Southern Company Data: Bowen 1, 2, 9, & 10

Sanitas™ v.10.1.06e Software licensed to Groundwater Stats Consulting. UG
Hollow symbols indicate censored values.

Within Limit

Prediction Limit

Intrawell Parametric

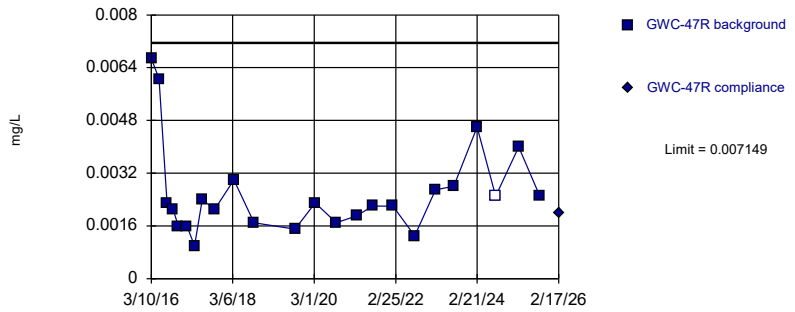

Background Data Summary (based on cube root transformation): Mean=0.1344, Std. Dev.=0.02137, n=24, 4.167% NDs. Normality test: Shapiro Wilk @alpha = 0.01, calculated = 0.9032, critical = 0.884. Kappa = 2.725 (c=16, w=26, 1 of 2, event alpha = 0.05132). Report alpha = 0.0001266.

Constituent: Chromium Analysis Run 6/8/2026 4:32 PM View: Appendix I Intrawell
Plant Bowen Client: Southern Company Data: Bowen 1, 2, 9, & 10

Sanitas™ v.10.1.06e Software licensed to Groundwater Stats Consulting. UG
Hollow symbols indicate censored values.

Within Limit

Prediction Limit

Intrawell Non-parametric

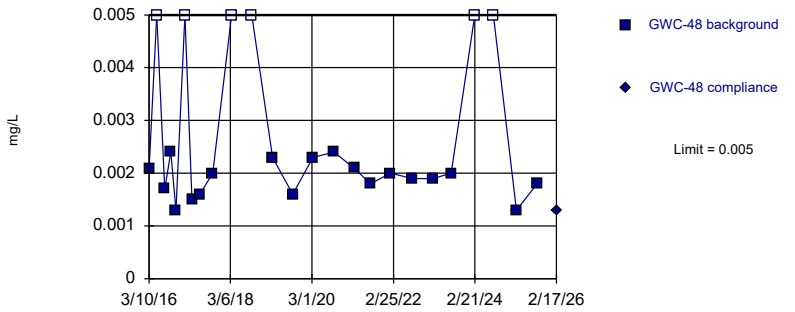

Non-parametric test used in lieu of parametric prediction limit because the Shapiro Wilk normality test showed the data to be non-normal at the 0.01 alpha level. Limit is highest of 25 background values. 24% NDs. Well-constituent pair annual alpha = 0.005656. Individual comparison alpha = 0.002832 (1 of 2).

Constituent: Chromium Analysis Run 6/8/2026 4:32 PM View: Appendix I Intrawell
Plant Bowen Client: Southern Company Data: Bowen 1, 2, 9, & 10

Sanitas™ v.10.1.06e Software licensed to Groundwater Stats Consulting. UG
Hollow symbols indicate censored values.

Within Limit

Prediction Limit

Intrawell Non-parametric

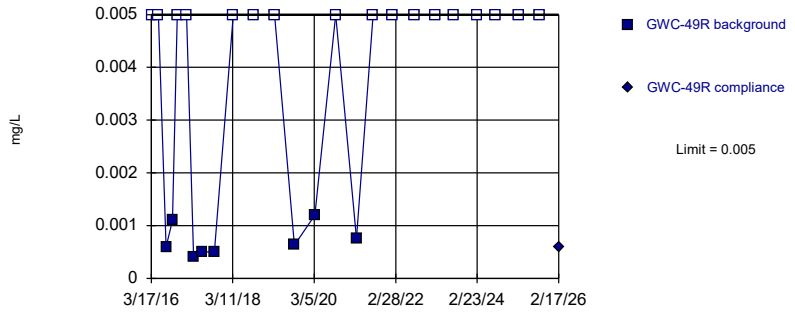

Non-parametric test used in lieu of parametric prediction limit because censored data exceeded 50%. Limit is highest of 25 background values. 68% NDs. Well-constituent pair annual alpha = 0.005656. Individual comparison alpha = 0.002832 (1 of 2).

Constituent: Chromium Analysis Run 6/8/2026 4:32 PM View: Appendix I Intrawell
Plant Bowen Client: Southern Company Data: Bowen 1, 2, 9, & 10

Sanitas™ v.10.1.06e Software licensed to Groundwater Stats Consulting. UG
Hollow symbols indicate censored values.

Within Limit

Prediction Limit

Intrawell Non-parametric

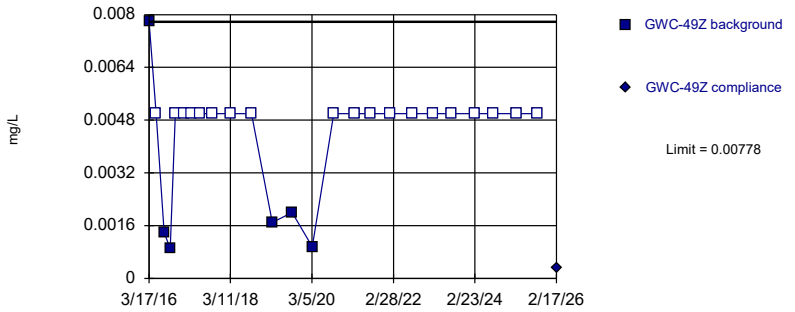

Non-parametric test used in lieu of parametric prediction limit because censored data exceeded 50%. Limit is highest of 25 background values. 76% NDs. Well-constituent pair annual alpha = 0.005656. Individual comparison alpha = 0.002832 (1 of 2).

Constituent: Chromium Analysis Run 6/8/2026 4:32 PM View: Appendix I Intrawell
Plant Bowen Client: Southern Company Data: Bowen 1, 2, 9, & 10

Sanitas™ v.10.1.06e Software licensed to Groundwater Stats Consulting. UG
Hollow symbols indicate censored values.

Within Limit

Prediction Limit

Intrawell Non-parametric

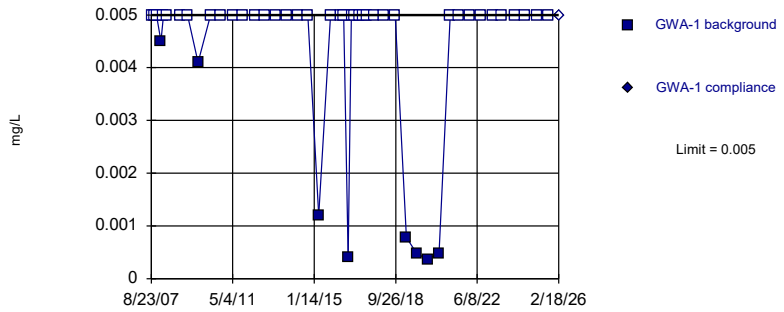

Non-parametric test used in lieu of parametric prediction limit because censored data exceeded 50%. Limit is highest of 46 background values. 82.61% NDs. Well-constituent pair annual alpha = 0.001829. Individual comparison alpha = 0.0009151 (1 of 2).

Constituent: Cobalt Analysis Run 6/8/2026 4:32 PM View: Appendix I Intrawell
Plant Bowen Client: Southern Company Data: Bowen 1, 2, 9, & 10

Sanitas™ v.10.1.06e Software licensed to Groundwater Stats Consulting. UG
Hollow symbols indicate censored values.

Within Limit

Prediction Limit

Intrawell Non-parametric

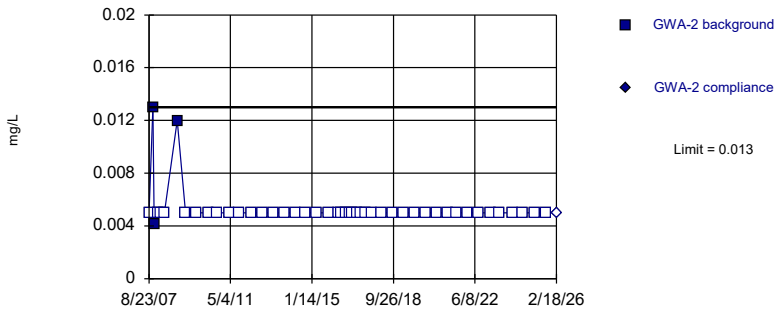

Non-parametric test used in lieu of parametric prediction limit because censored data exceeded 50%. Limit is highest of 46 background values. 93.48% NDs. Well-constituent pair annual alpha = 0.001829. Individual comparison alpha = 0.0009151 (1 of 2).

Constituent: Cobalt Analysis Run 6/8/2026 4:32 PM View: Appendix I Intrawell
Plant Bowen Client: Southern Company Data: Bowen 1, 2, 9, & 10

Sanitas™ v.10.1.06e Software licensed to Groundwater Stats Consulting. UG
Hollow symbols indicate censored values.

Within Limit

Prediction Limit

Intrawell Non-parametric

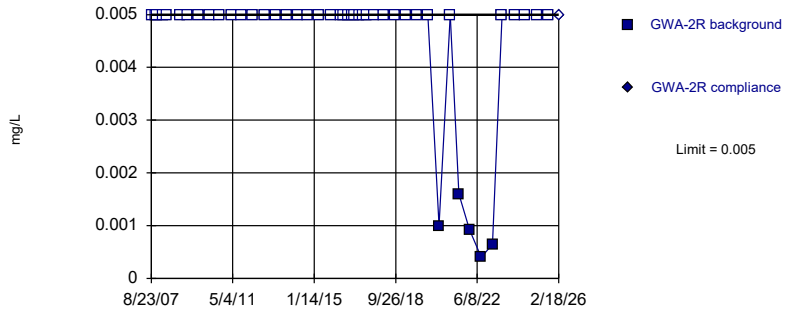

Non-parametric test used in lieu of parametric prediction limit because censored data exceeded 50%. Limit is highest of 45 background values. 88.89% NDs. Well-constituent pair annual alpha = 0.001911. Individual comparison alpha = 0.0009557 (1 of 2).

Constituent: Cobalt Analysis Run 6/8/2026 4:32 PM View: Appendix I Intrawell
Plant Bowen Client: Southern Company Data: Bowen 1, 2, 9, & 10

Sanitas™ v.10.1.06e Software licensed to Groundwater Stats Consulting. UG
Hollow symbols indicate censored values.

Within Limit

Prediction Limit

Intrawell Non-parametric

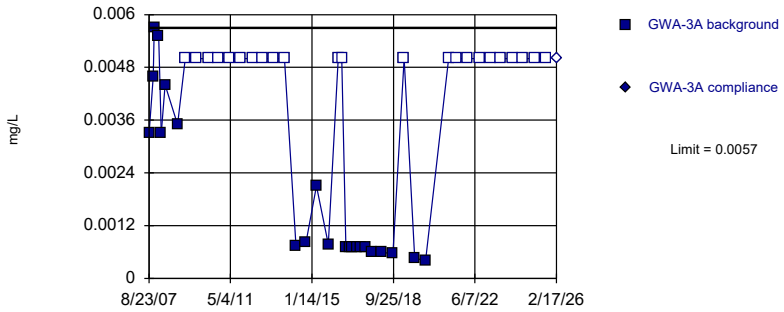

Non-parametric test used in lieu of parametric prediction limit because censored data exceeded 50%. Limit is highest of 45 background values. 51.11% NDs. Well-constituent pair annual alpha = 0.001911. Individual comparison alpha = 0.0009557 (1 of 2).

Constituent: Cobalt Analysis Run 6/8/2026 4:32 PM View: Appendix I Intrawell
Plant Bowen Client: Southern Company Data: Bowen 1, 2, 9, & 10

Sanitas™ v.10.1.06e Software licensed to Groundwater Stats Consulting. UG
Hollow symbols indicate censored values.

Within Limit

Prediction Limit

Intrawell Parametric

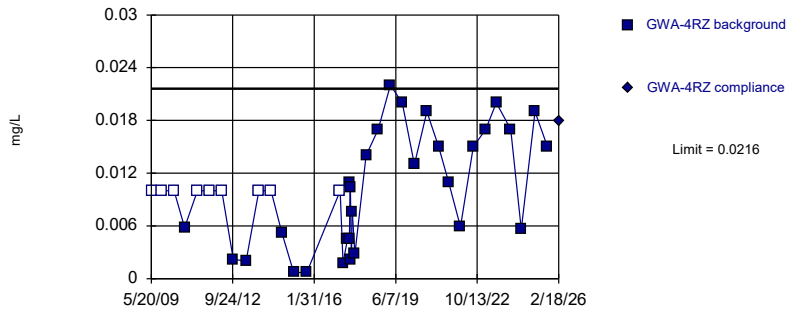

Background Data Summary (after Kaplan-Meier Adjustment): Mean=0.006886, Std. Dev.=0.005816, n=39, 23.08% NDs. Normality test: Shapiro Wilk @alpha = 0.01, calculated = 0.943, critical = 0.917. Kappa = 2.53 (c=16, w=26, 1 of 2, event alpha = 0.05132). Report alpha = 0.0001266.

Constituent: Cobalt Analysis Run 6/8/2026 4:32 PM View: Appendix I Intrawell
Plant Bowen Client: Southern Company Data: Bowen 1, 2, 9, & 10

Sanitas™ v.10.1.06e Software licensed to Groundwater Stats Consulting. UG
Hollow symbols indicate censored values.

Within Limit

Prediction Limit

Intrawell Non-parametric

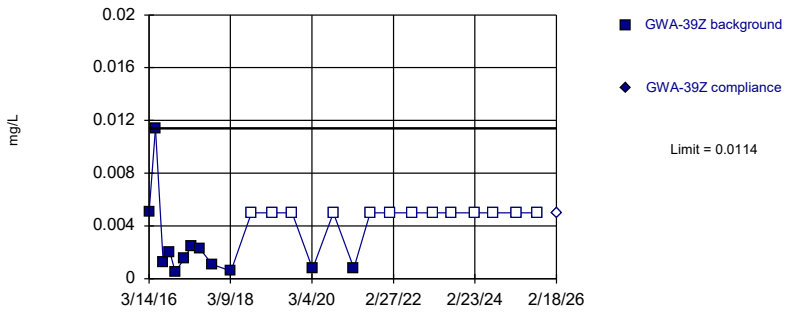

Non-parametric test used in lieu of parametric prediction limit because censored data exceeded 50%. Limit is highest of 25 background values. 52% NDs. Well-constituent pair annual alpha = 0.005656. Individual comparison alpha = 0.002832 (1 of 2).

Constituent: Cobalt Analysis Run 6/8/2026 4:32 PM View: Appendix I Intrawell
Plant Bowen Client: Southern Company Data: Bowen 1, 2, 9, & 10

Sanitas™ v.10.1.06e Software licensed to Groundwater Stats Consulting. UG
Hollow symbols indicate censored values.

Within Limit

Prediction Limit

Intrawell Non-parametric

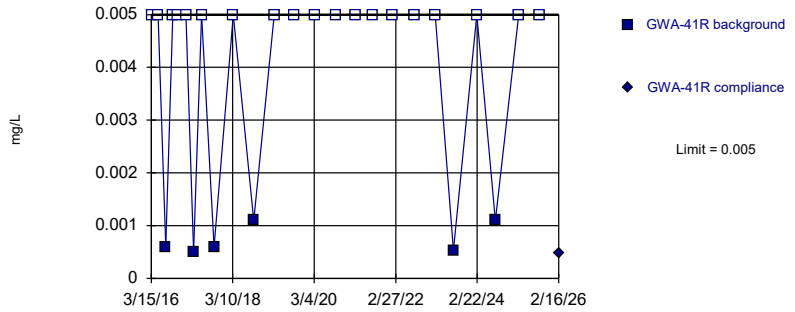

Non-parametric test used in lieu of parametric prediction limit because censored data exceeded 50%. Limit is highest of 25 background values. 76% NDs. Well-constituent pair annual alpha = 0.005656. Individual comparison alpha = 0.002832 (1 of 2).

Constituent: Cobalt Analysis Run 6/8/2026 4:32 PM View: Appendix I Intrawell
Plant Bowen Client: Southern Company Data: Bowen 1, 2, 9, & 10

Sanitas™ v.10.1.06e Software licensed to Groundwater Stats Consulting. UG
Hollow symbols indicate censored values.

Within Limit

Prediction Limit

Intrawell Non-parametric

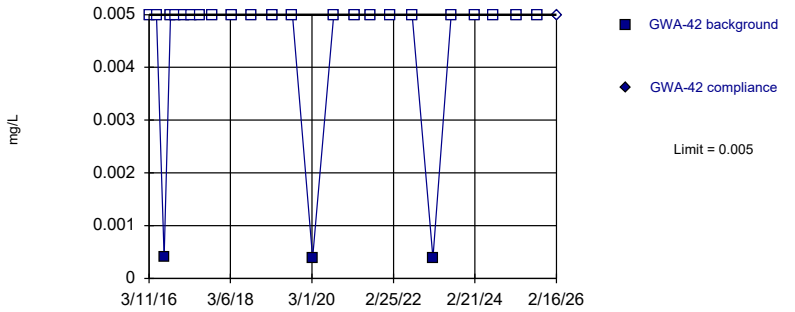

Non-parametric test used in lieu of parametric prediction limit because censored data exceeded 50%. Limit is highest of 25 background values. 88% NDs. Well-constituent pair annual alpha = 0.005656. Individual comparison alpha = 0.002832 (1 of 2).

Constituent: Cobalt Analysis Run 6/8/2026 4:32 PM View: Appendix I Intrawell
Plant Bowen Client: Southern Company Data: Bowen 1, 2, 9, & 10

Sanitas™ v.10.1.06e Software licensed to Groundwater Stats Consulting. UG
Hollow symbols indicate censored values.

Within Limit

Prediction Limit

Intrawell Non-parametric

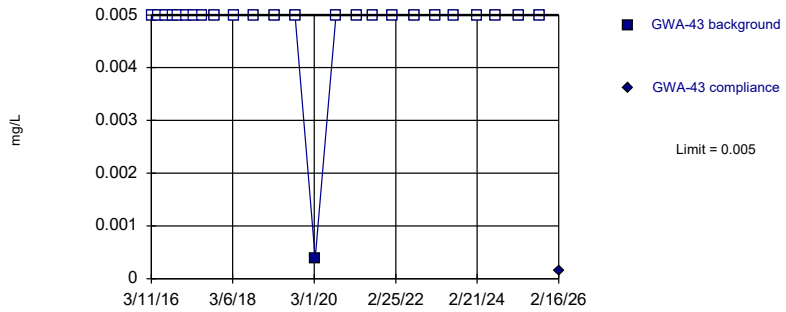

Non-parametric test used in lieu of parametric prediction limit because censored data exceeded 50%. Limit is highest of 25 background values. 96% NDs. Well-constituent pair annual alpha = 0.005656. Individual comparison alpha = 0.002832 (1 of 2).

Constituent: Cobalt Analysis Run 6/8/2026 4:32 PM View: Appendix I Intrawell
Plant Bowen Client: Southern Company Data: Bowen 1, 2, 9, & 10

Sanitas™ v.10.1.06e Software licensed to Groundwater Stats Consulting. UG
Hollow symbols indicate censored values.

Within Limit

Prediction Limit

Intrawell Non-parametric

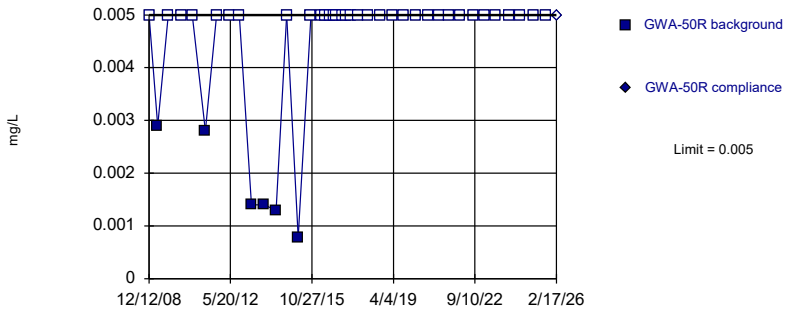

Non-parametric test used in lieu of parametric prediction limit because censored data exceeded 50%. Limit is highest of 40 background values. 85% NDs. Well-constituent pair annual alpha = 0.002316. Individual comparison alpha = 0.001159 (1 of 2).

Constituent: Cobalt Analysis Run 6/8/2026 4:32 PM View: Appendix I Intrawell
Plant Bowen Client: Southern Company Data: Bowen 1, 2, 9, & 10

Sanitas™ v.10.1.06e Software licensed to Groundwater Stats Consulting. UG
Hollow symbols indicate censored values.

Within Limit

Prediction Limit

Intrawell Non-parametric

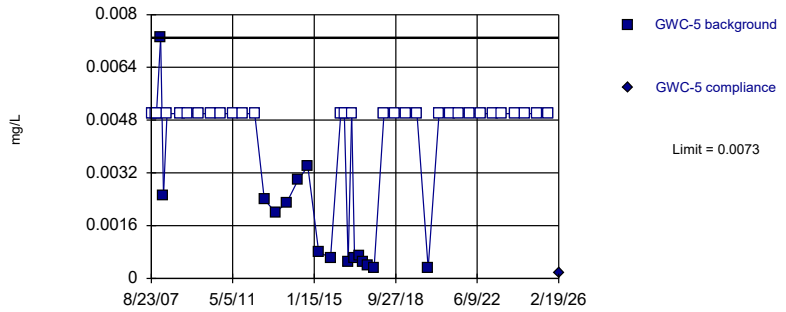

Non-parametric test used in lieu of parametric prediction limit because censored data exceeded 50%. Limit is highest of 46 background values. 65.22% NDs. Well-constituent pair annual alpha = 0.001829. Individual comparison alpha = 0.0009151 (1 of 2).

Constituent: Cobalt Analysis Run 6/8/2026 4:32 PM View: Appendix I Intrawell
Plant Bowen Client: Southern Company Data: Bowen 1, 2, 9, & 10

Sanitas™ v.10.1.06e Software licensed to Groundwater Stats Consulting. UG
Hollow symbols indicate censored values.

Within Limit

Prediction Limit

Intrawell Non-parametric

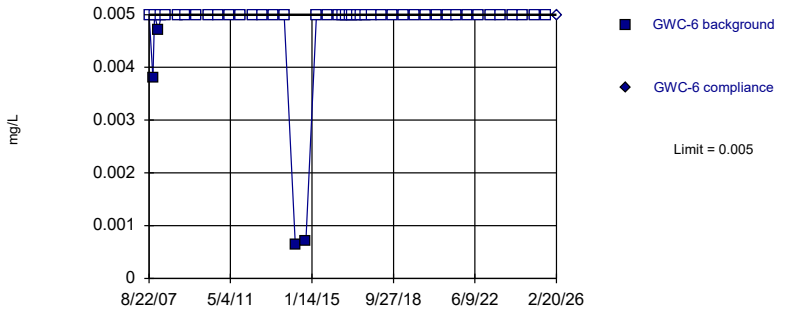

Non-parametric test used in lieu of parametric prediction limit because censored data exceeded 50%. Limit is highest of 46 background values. 91.3% NDs. Well-constituent pair annual alpha = 0.001829. Individual comparison alpha = 0.0009151 (1 of 2).

Constituent: Cobalt Analysis Run 6/8/2026 4:32 PM View: Appendix I Intrawell
Plant Bowen Client: Southern Company Data: Bowen 1, 2, 9, & 10

Sanitas™ v.10.1.06e Software licensed to Groundwater Stats Consulting. UG
Hollow symbols indicate censored values.

Within Limit

Prediction Limit

Intrawell Non-parametric

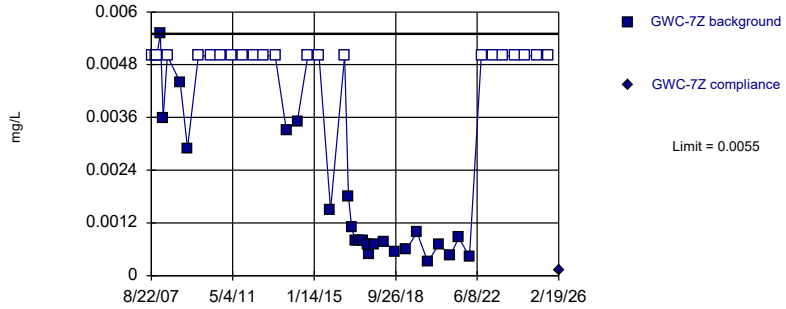

Non-parametric test used in lieu of parametric prediction limit because the Shapiro Wilk normality test showed the data to be non-normal at the 0.01 alpha level. Limit is highest of 46 background values. 47.83% NDs. Well-constituent pair annual alpha = 0.001829. Individual comparison alpha = 0.0009151 (1 of 2).

Constituent: Cobalt Analysis Run 6/8/2026 4:32 PM View: Appendix I Intrawell
Plant Bowen Client: Southern Company Data: Bowen 1, 2, 9, & 10

Sanitas™ v.10.1.06e Software licensed to Groundwater Stats Consulting. UG
Hollow symbols indicate censored values.

Within Limit

Prediction Limit

Intrawell Non-parametric

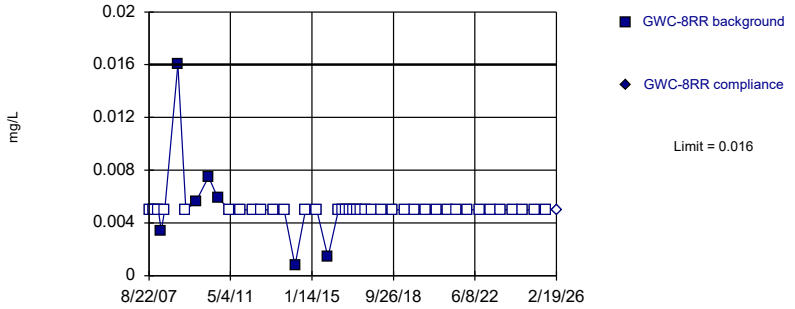

Non-parametric test used in lieu of parametric prediction limit because censored data exceeded 50%. Limit is highest of 46 background values. 84.78% NDs. Well-constituent pair annual alpha = 0.001829. Individual comparison alpha = 0.0009151 (1 of 2).

Constituent: Cobalt Analysis Run 6/8/2026 4:32 PM View: Appendix I Intrawell
Plant Bowen Client: Southern Company Data: Bowen 1, 2, 9, & 10

Sanitas™ v.10.1.06e Software licensed to Groundwater Stats Consulting. UG
Hollow symbols indicate censored values.

Within Limit

Prediction Limit

Intrawell Non-parametric

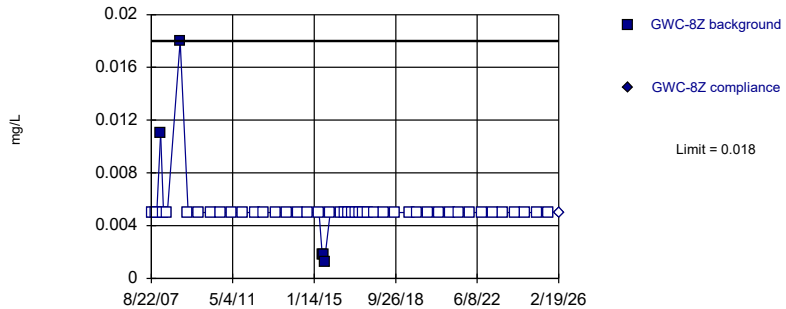

Non-parametric test used in lieu of parametric prediction limit because censored data exceeded 50%. Limit is highest of 49 background values. 89.8% NDs. Well-constituent pair annual alpha = 0.001586. Individual comparison alpha = 0.0007934 (1 of 2).

Constituent: Cobalt Analysis Run 6/8/2026 4:32 PM View: Appendix I Intrawell
Plant Bowen Client: Southern Company Data: Bowen 1, 2, 9, & 10

Sanitas™ v.10.1.06e Software licensed to Groundwater Stats Consulting. UG
Hollow symbols indicate censored values.

Within Limit

Prediction Limit

Intrawell Non-parametric

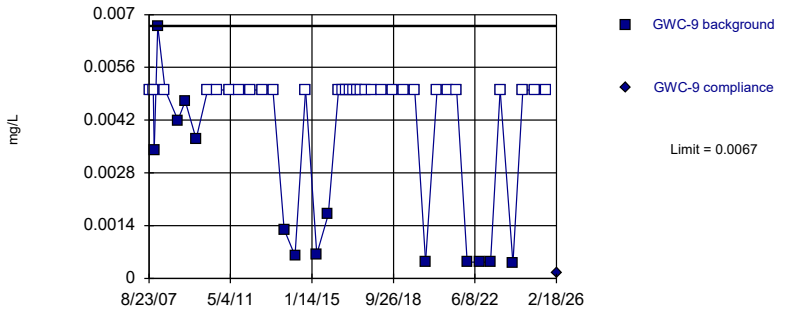

Non-parametric test used in lieu of parametric prediction limit because censored data exceeded 50%. Limit is highest of 45 background values. 68.89% NDs. Well-constituent pair annual alpha = 0.001911. Individual comparison alpha = 0.0009557 (1 of 2).

Constituent: Cobalt Analysis Run 6/8/2026 4:32 PM View: Appendix I Intrawell
Plant Bowen Client: Southern Company Data: Bowen 1, 2, 9, & 10

Sanitas™ v.10.1.06e Software licensed to Groundwater Stats Consulting. UG
Hollow symbols indicate censored values.

Within Limit

Prediction Limit

Intrawell Non-parametric

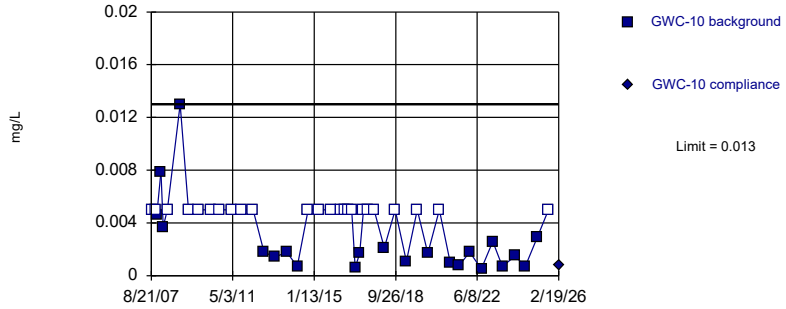

Non-parametric test used in lieu of parametric prediction limit because censored data exceeded 50%. Limit is highest of 46 background values. 52.17% NDs. Well-constituent pair annual alpha = 0.001829. Individual comparison alpha = 0.0009151 (1 of 2).

Constituent: Cobalt Analysis Run 6/8/2026 4:32 PM View: Appendix I Intrawell
Plant Bowen Client: Southern Company Data: Bowen 1, 2, 9, & 10

Sanitas™ v.10.1.06e Software licensed to Groundwater Stats Consulting. UG
Hollow symbols indicate censored values.

Within Limit

Prediction Limit

Intrawell Non-parametric

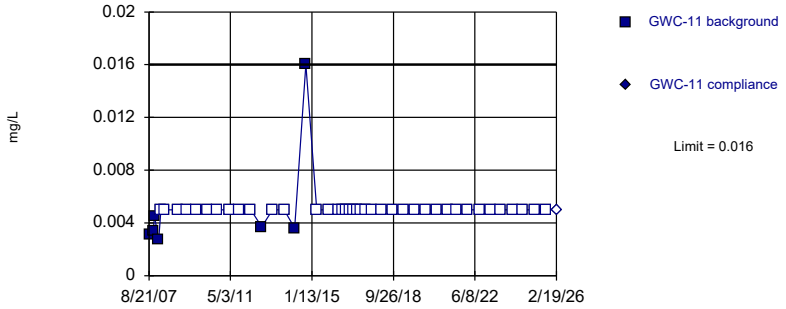

Non-parametric test used in lieu of parametric prediction limit because censored data exceeded 50%. Limit is highest of 46 background values. 84.78% NDs. Well-constituent pair annual alpha = 0.001829. Individual comparison alpha = 0.0009151 (1 of 2).

Constituent: Cobalt Analysis Run 6/8/2026 4:32 PM View: Appendix I Intrawell
Plant Bowen Client: Southern Company Data: Bowen 1, 2, 9, & 10

Sanitas™ v.10.1.06e Software licensed to Groundwater Stats Consulting. UG
Hollow symbols indicate censored values.

Within Limit

Prediction Limit

Intrawell Non-parametric

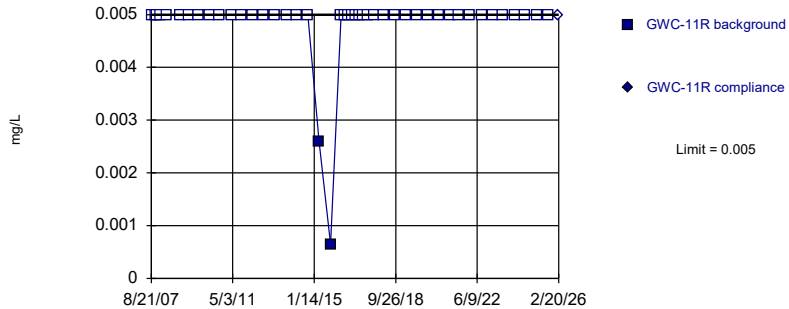

Non-parametric test used in lieu of parametric prediction limit because censored data exceeded 50%. Limit is highest of 45 background values. 95.56% NDs. Well-constituent pair annual alpha = 0.001911. Individual comparison alpha = 0.0009557 (1 of 2).

Constituent: Cobalt Analysis Run 6/8/2026 4:32 PM View: Appendix I Intrawell
Plant Bowen Client: Southern Company Data: Bowen 1, 2, 9, & 10

Sanitas™ v.10.1.06e Software licensed to Groundwater Stats Consulting. UG
Hollow symbols indicate censored values.

Within Limit

Prediction Limit

Intrawell Non-parametric

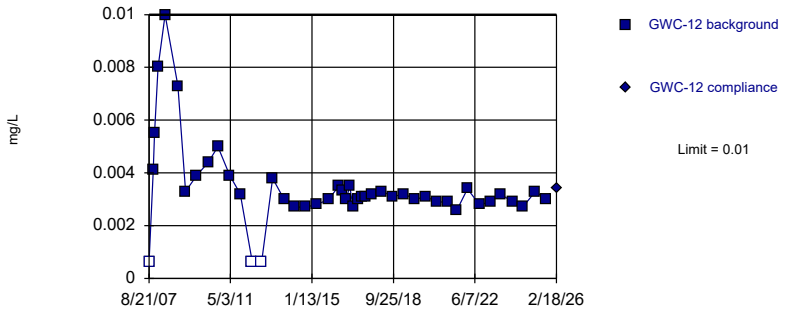

Non-parametric test used in lieu of parametric prediction limit because the Shapiro Wilk normality test showed the data to be non-normal at the 0.01 alpha level. Limit is highest of 45 background values. 6.667% NDs. Well-constituent pair annual alpha = 0.001911. Individual comparison alpha = 0.0009557 (1 of 2).

Constituent: Cobalt Analysis Run 6/8/2026 4:32 PM View: Appendix I Intrawell
Plant Bowen Client: Southern Company Data: Bowen 1, 2, 9, & 10

Sanitas™ v.10.1.06e Software licensed to Groundwater Stats Consulting. UG
Hollow symbols indicate censored values.

Within Limit

Prediction Limit

Intrawell Non-parametric

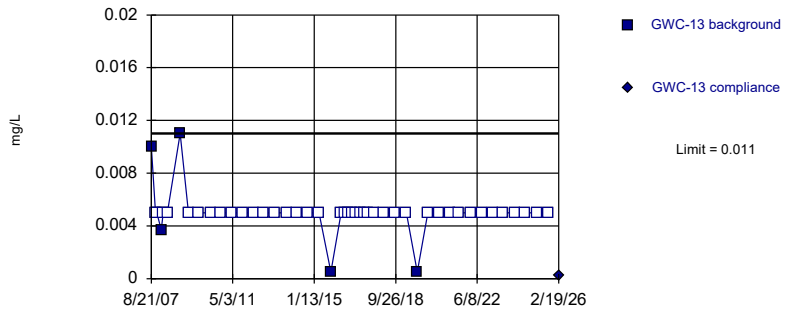

Non-parametric test used in lieu of parametric prediction limit because censored data exceeded 50%. Limit is highest of 46 background values. 89.13% NDs. Well-constituent pair annual alpha = 0.001829. Individual comparison alpha = 0.0009151 (1 of 2).

Constituent: Cobalt Analysis Run 6/8/2026 4:32 PM View: Appendix I Intrawell
Plant Bowen Client: Southern Company Data: Bowen 1, 2, 9, & 10

Sanitas™ v.10.1.06e Software licensed to Groundwater Stats Consulting. UG
Hollow symbols indicate censored values.

Within Limit

Prediction Limit

Intrawell Non-parametric

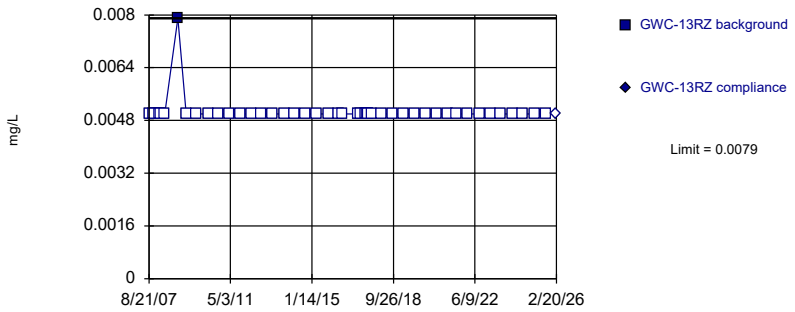

Non-parametric test used in lieu of parametric prediction limit because censored data exceeded 50%. Limit is highest of 46 background values. 97.83% NDs. Well-constituent pair annual alpha = 0.001829. Individual comparison alpha = 0.0009151 (1 of 2).

Constituent: Cobalt Analysis Run 6/8/2026 4:32 PM View: Appendix I Intrawell
Plant Bowen Client: Southern Company Data: Bowen 1, 2, 9, & 10

Sanitas™ v.10.1.06e Software licensed to Groundwater Stats Consulting. UG
Hollow symbols indicate censored values.

Within Limit

Prediction Limit

Intrawell Non-parametric

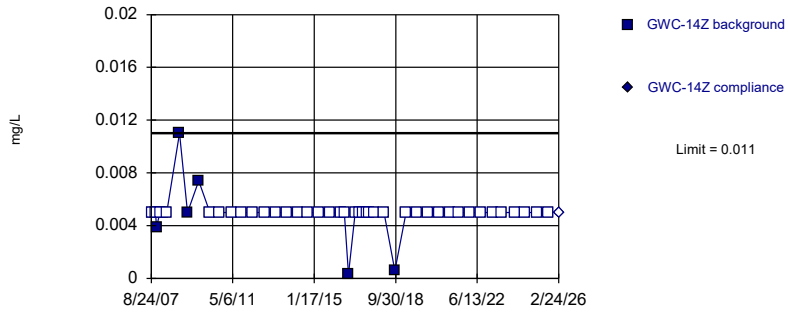

Non-parametric test used in lieu of parametric prediction limit because censored data exceeded 50%. Limit is highest of 46 background values. 84.78% NDs. Well-constituent pair annual alpha = 0.001829. Individual comparison alpha = 0.0009151 (1 of 2).

Constituent: Cobalt Analysis Run 6/8/2026 4:32 PM View: Appendix I Intrawell
Plant Bowen Client: Southern Company Data: Bowen 1, 2, 9, & 10

Sanitas™ v.10.1.06e Software licensed to Groundwater Stats Consulting. UG
Hollow symbols indicate censored values.

Within Limit

Prediction Limit

Intrawell Non-parametric

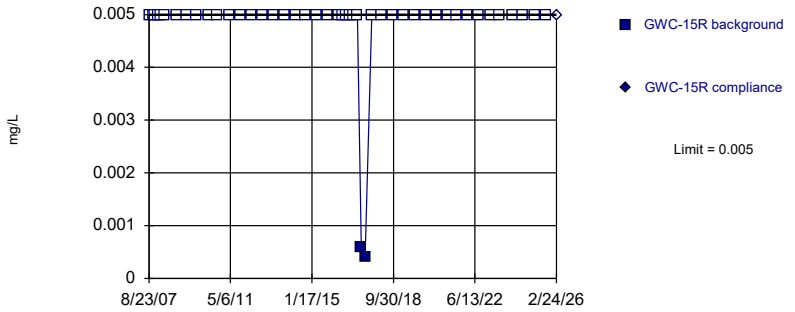

Non-parametric test used in lieu of parametric prediction limit because censored data exceeded 50%. Limit is highest of 46 background values. 95.65% NDs. Well-constituent pair annual alpha = 0.001829. Individual comparison alpha = 0.0009151 (1 of 2).

Constituent: Cobalt Analysis Run 6/8/2026 4:32 PM View: Appendix I Intrawell
Plant Bowen Client: Southern Company Data: Bowen 1, 2, 9, & 10

Sanitas™ v.10.1.06e Software licensed to Groundwater Stats Consulting. UG
Hollow symbols indicate censored values.

Within Limit

Prediction Limit

Intrawell Non-parametric

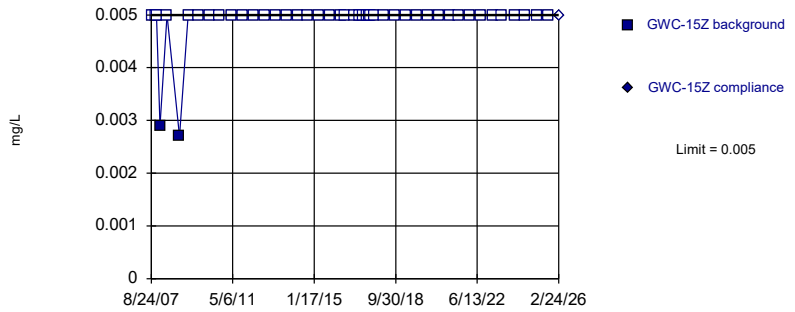

Non-parametric test used in lieu of parametric prediction limit because censored data exceeded 50%. Limit is highest of 45 background values. 95.56% NDs. Well-constituent pair annual alpha = 0.001911. Individual comparison alpha = 0.0009557 (1 of 2).

Constituent: Cobalt Analysis Run 6/8/2026 4:32 PM View: Appendix I Intrawell
Plant Bowen Client: Southern Company Data: Bowen 1, 2, 9, & 10

Sanitas™ v.10.1.06e Software licensed to Groundwater Stats Consulting. UG
Hollow symbols indicate censored values.

Within Limit

Prediction Limit

Intrawell Parametric

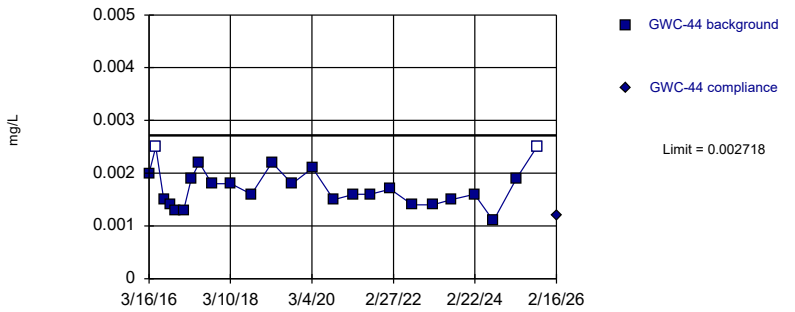

Background Data Summary: Mean=0.001728, Std. Dev.=0.0003669, n=25, 8% NDs. Normality test: Shapiro Wilk @alpha = 0.01, calculated = 0.9502, critical = 0.888. Kappa = 2.698 (c=16, w=26, 1 of 2, event alpha = 0.05132). Report alpha = 0.0001266.

Constituent: Cobalt Analysis Run 6/8/2026 4:32 PM View: Appendix I Intrawell
Plant Bowen Client: Southern Company Data: Bowen 1, 2, 9, & 10

Sanitas™ v.10.1.06e Software licensed to Groundwater Stats Consulting. UG
Hollow symbols indicate censored values.

Within Limit

Prediction Limit

Intrawell Non-parametric

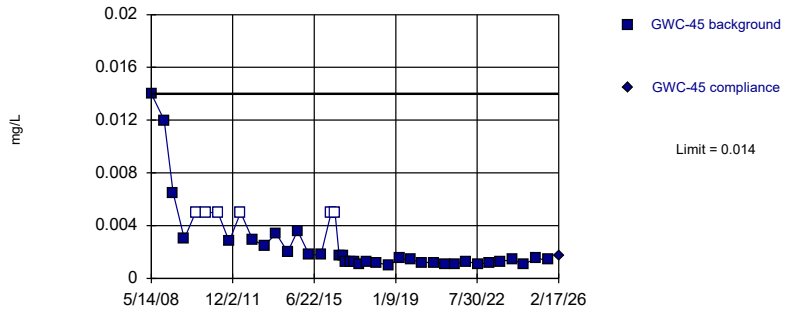

Non-parametric test used in lieu of parametric prediction limit because the Shapiro Wilk normality test showed the data to be non-normal at the 0.01 alpha level. Limit is highest of 41 background values. 14.63% NDs. Well-constituent pair annual alpha = 0.002235. Individual comparison alpha = 0.001118 (1 of 2).

Constituent: Cobalt Analysis Run 6/8/2026 4:32 PM View: Appendix I Intrawell
Plant Bowen Client: Southern Company Data: Bowen 1, 2, 9, & 10

Sanitas™ v.10.1.06e Software licensed to Groundwater Stats Consulting. UG
Hollow symbols indicate censored values.

Within Limit

Prediction Limit

Intrawell Non-parametric

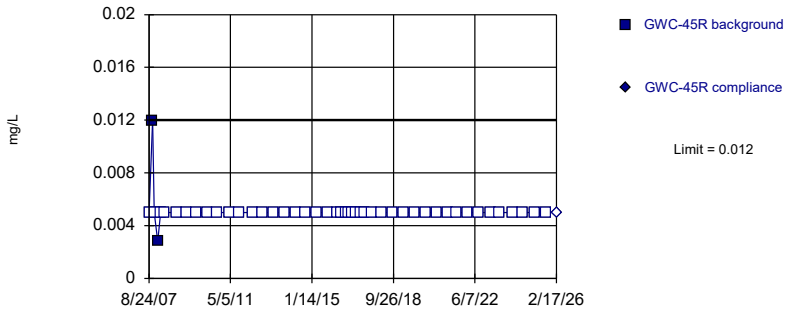

Non-parametric test used in lieu of parametric prediction limit because censored data exceeded 50%. Limit is highest of 46 background values. 95.65% NDs. Well-constituent pair annual alpha = 0.001829. Individual comparison alpha = 0.0009151 (1 of 2).

Constituent: Cobalt Analysis Run 6/8/2026 4:33 PM View: Appendix I Intrawell
Plant Bowen Client: Southern Company Data: Bowen 1, 2, 9, & 10

Sanitas™ v.10.1.06e Software licensed to Groundwater Stats Consulting. UG
Hollow symbols indicate censored values.

Within Limit

Prediction Limit

Intrawell Non-parametric

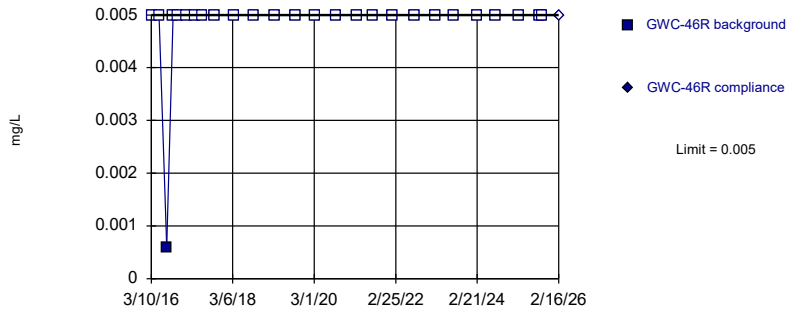

Non-parametric test used in lieu of parametric prediction limit because censored data exceeded 50%. Limit is highest of 26 background values. 96.15% NDs. Well-constituent pair annual alpha = 0.005327. Individual comparison alpha = 0.002667 (1 of 2).

Constituent: Cobalt Analysis Run 6/8/2026 4:33 PM View: Appendix I Intrawell
Plant Bowen Client: Southern Company Data: Bowen 1, 2, 9, & 10

Sanitas™ v.10.1.06e Software licensed to Groundwater Stats Consulting. UG
Hollow symbols indicate censored values.

Within Limit

Prediction Limit

Intrawell Parametric

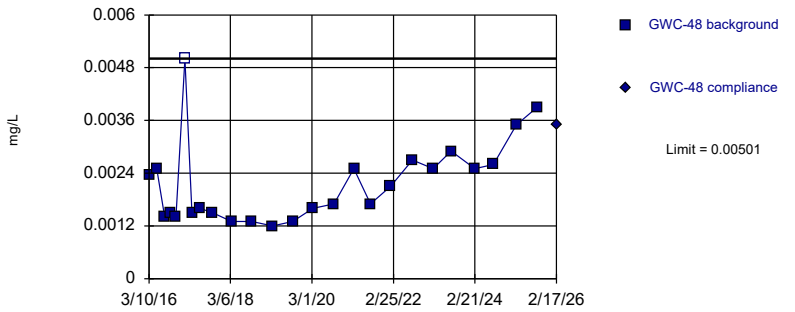

Background Data Summary (based on square root transformation): Mean=0.04559, Std. Dev.=0.009335, n=25, 4% NDs. Normality test: Shapiro Wilk @alpha = 0.01, calculated = 0.8916, critical = 0.888. Kappa = 2.698 (c=16, w=26, 1 of 2, event alpha = 0.05132). Report alpha = 0.0001266.

Constituent: Cobalt Analysis Run 6/8/2026 4:33 PM View: Appendix I Intrawell
Plant Bowen Client: Southern Company Data: Bowen 1, 2, 9, & 10

Sanitas™ v.10.1.06e Software licensed to Groundwater Stats Consulting. UG
Hollow symbols indicate censored values.

Within Limit

Prediction Limit

Intrawell Parametric

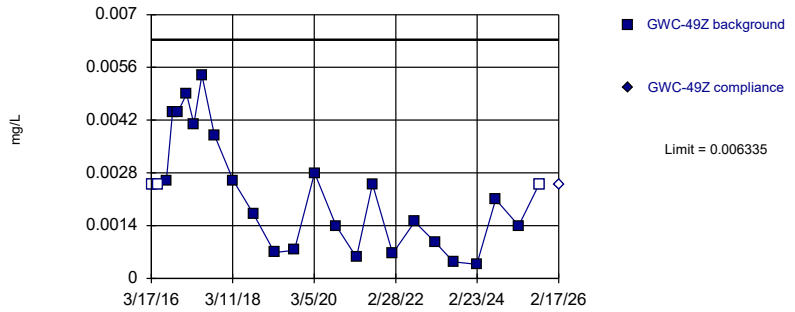

Background Data Summary: Mean=0.002301, Std. Dev.=0.001495, n=25, 12% NDs. Normality test: Shapiro Wilk @alpha = 0.01, calculated = 0.9241, critical = 0.888. Kappa = 2.698 (c=16, w=26, 1 of 2, event alpha = 0.05132). Report alpha = 0.0001266.

Constituent: Cobalt Analysis Run 6/8/2026 4:33 PM View: Appendix I Intrawell
Plant Bowen Client: Southern Company Data: Bowen 1, 2, 9, & 10

Sanitas™ v.10.1.06e Software licensed to Groundwater Stats Consulting. UG
Hollow symbols indicate censored values.

Within Limit

Prediction Limit

Intrawell Non-parametric

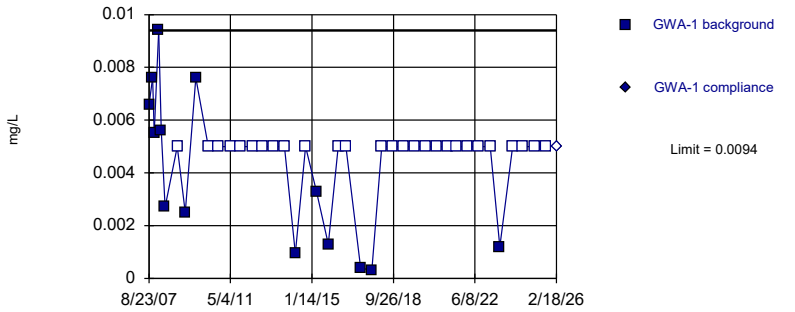

Non-parametric test used in lieu of parametric prediction limit because censored data exceeded 50%. Limit is highest of 41 background values. 65.85% NDs. Well-constituent pair annual alpha = 0.002235. Individual comparison alpha = 0.001118 (1 of 2).

Constituent: Copper Analysis Run 6/8/2026 4:33 PM View: Appendix I Intrawell
Plant Bowen Client: Southern Company Data: Bowen 1, 2, 9, & 10

Sanitas™ v.10.1.06e Software licensed to Groundwater Stats Consulting. UG
Hollow symbols indicate censored values.

Within Limit

Prediction Limit

Intrawell Non-parametric

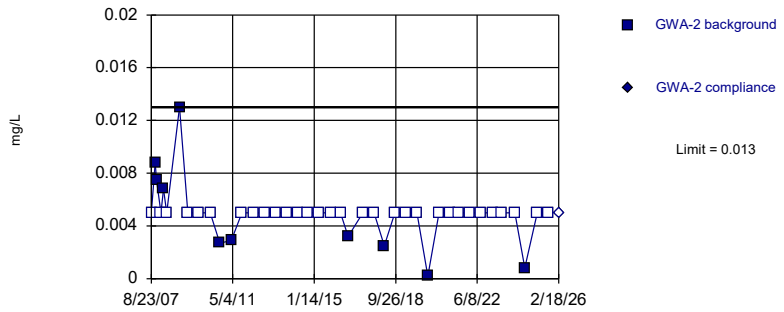

Non-parametric test used in lieu of parametric prediction limit because censored data exceeded 50%. Limit is highest of 41 background values. 75.61% NDs. Well-constituent pair annual alpha = 0.002235. Individual comparison alpha = 0.001118 (1 of 2).

Constituent: Copper Analysis Run 6/8/2026 4:33 PM View: Appendix I Intrawell
Plant Bowen Client: Southern Company Data: Bowen 1, 2, 9, & 10

Sanitas™ v.10.1.06e Software licensed to Groundwater Stats Consulting. UG
Hollow symbols indicate censored values.

Within Limit

Prediction Limit

Intrawell Non-parametric

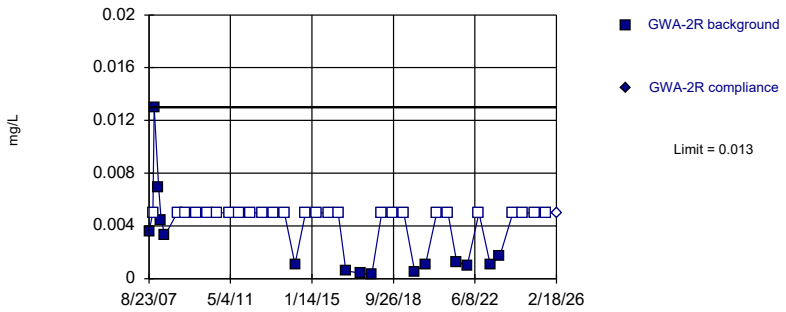

Non-parametric test used in lieu of parametric prediction limit because censored data exceeded 50%. Limit is highest of 41 background values. 63.41% NDs. Well-constituent pair annual alpha = 0.002235. Individual comparison alpha = 0.001118 (1 of 2).

Constituent: Copper Analysis Run 6/8/2026 4:33 PM View: Appendix I Intrawell
Plant Bowen Client: Southern Company Data: Bowen 1, 2, 9, & 10

Sanitas™ v.10.1.06e Software licensed to Groundwater Stats Consulting. UG
Hollow symbols indicate censored values.

Within Limit

Prediction Limit

Intrawell Non-parametric

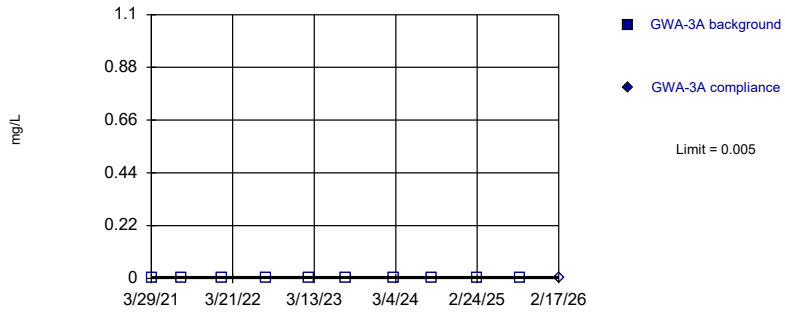

Non-parametric test used in lieu of parametric prediction limit because censored data exceeded 50%. All background values (n = 10) were censored; limit is most recent reporting limit. Well-constituent pair annual alpha = 0.0293. Individual comparison alpha = 0.01476 (1 of 2).

Constituent: Copper Analysis Run 6/8/2026 4:33 PM View: Appendix I Intrawell
Plant Bowen Client: Southern Company Data: Bowen 1, 2, 9, & 10

Sanitas™ v.10.1.06e Software licensed to Groundwater Stats Consulting. UG
Hollow symbols indicate censored values.

Within Limit

Prediction Limit

Intrawell Non-parametric

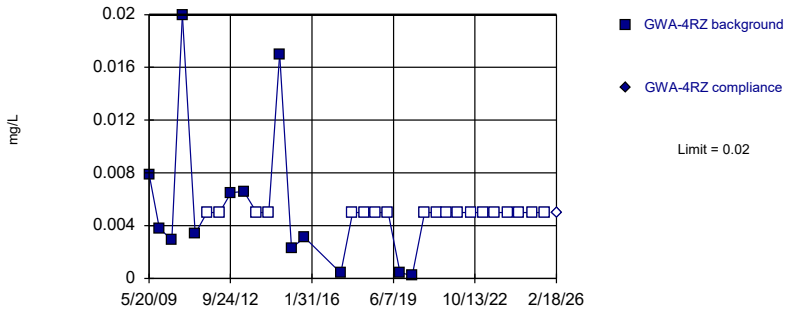

Non-parametric test used in lieu of parametric prediction limit because censored data exceeded 50%. Limit is highest of 32 background values. 59.38% NDs. Well-constituent pair annual alpha = 0.003603. Individual comparison alpha = 0.001803 (1 of 2).

Constituent: Copper Analysis Run 6/8/2026 4:33 PM View: Appendix I Intrawell
Plant Bowen Client: Southern Company Data: Bowen 1, 2, 9, & 10

Sanitas™ v.10.1.06e Software licensed to Groundwater Stats Consulting. UG
Hollow symbols indicate censored values.

Within Limit

Prediction Limit

Intrawell Non-parametric

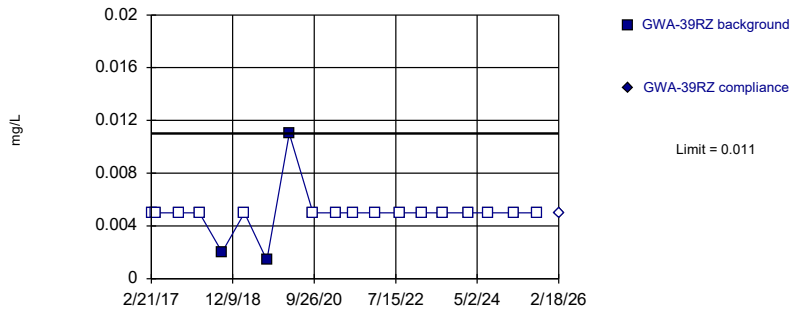

Non-parametric test used in lieu of parametric prediction limit because censored data exceeded 50%. Limit is highest of 19 background values. 84.21% NDs. Well-constituent pair annual alpha = 0.009641. Individual comparison alpha = 0.004832 (1 of 2).

Constituent: Copper Analysis Run 6/8/2026 4:33 PM View: Appendix I Intrawell

Plant Bowen Client: Southern Company Data: Bowen 1, 2, 9, & 10

Sanitas™ v.10.1.06e Software licensed to Groundwater Stats Consulting. UG
Hollow symbols indicate censored values.

Within Limit

Prediction Limit

Intrawell Non-parametric

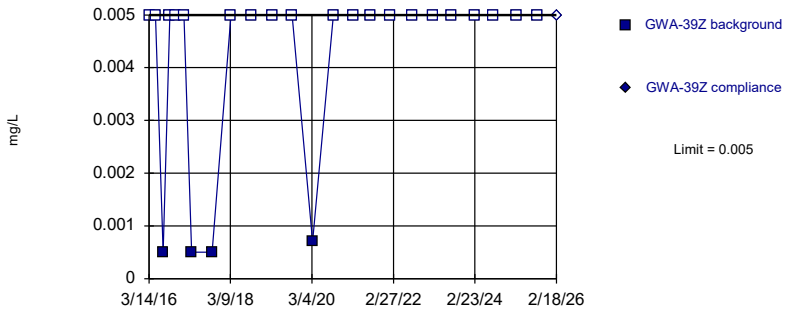

Non-parametric test used in lieu of parametric prediction limit because censored data exceeded 50%. Limit is highest of 24 background values. 83.33% NDs. Well-constituent pair annual alpha = 0.006238. Individual comparison alpha = 0.003124 (1 of 2).

Constituent: Copper Analysis Run 6/8/2026 4:33 PM View: Appendix I Intrawell

Plant Bowen Client: Southern Company Data: Bowen 1, 2, 9, & 10

Sanitas™ v.10.1.06e Software licensed to Groundwater Stats Consulting. UG
Hollow symbols indicate censored values.

Within Limit

Prediction Limit

Intrawell Non-parametric

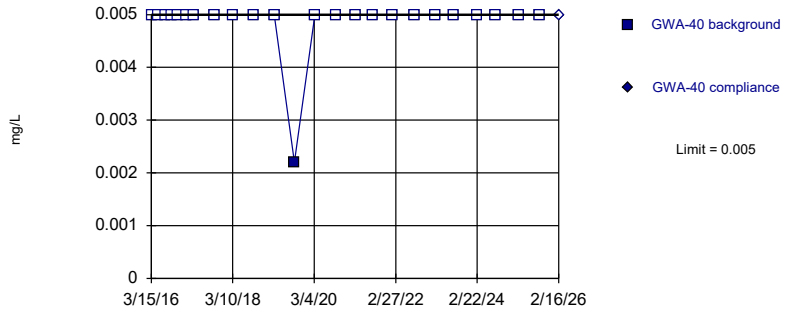

Non-parametric test used in lieu of parametric prediction limit because censored data exceeded 50%. Limit is highest of 24 background values. 95.83% NDs. Well-constituent pair annual alpha = 0.006238. Individual comparison alpha = 0.003124 (1 of 2).

Constituent: Copper Analysis Run 6/8/2026 4:33 PM View: Appendix I Intrawell

Plant Bowen Client: Southern Company Data: Bowen 1, 2, 9, & 10

Sanitas™ v.10.1.06e Software licensed to Groundwater Stats Consulting. UG
Hollow symbols indicate censored values.

Within Limit

Prediction Limit

Intrawell Non-parametric

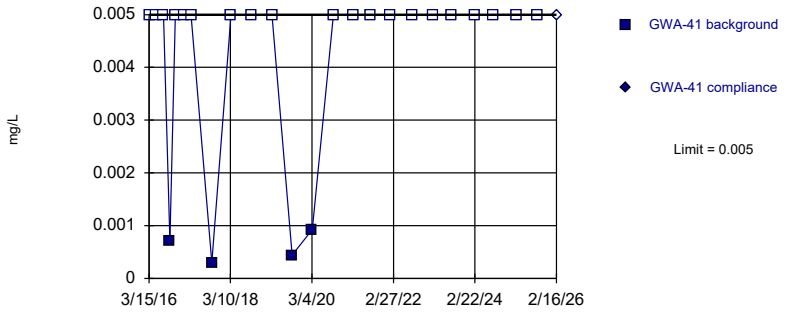

Non-parametric test used in lieu of parametric prediction limit because censored data exceeded 50%. Limit is highest of 24 background values. 83.33% NDs. Well-constituent pair annual alpha = 0.006238. Individual comparison alpha = 0.003124 (1 of 2).

Constituent: Copper Analysis Run 6/8/2026 4:33 PM View: Appendix I Intrawell

Plant Bowen Client: Southern Company Data: Bowen 1, 2, 9, & 10

Sanitas™ v.10.1.06e Software licensed to Groundwater Stats Consulting. UG
Hollow symbols indicate censored values.

Within Limit

Prediction Limit

Intrawell Non-parametric

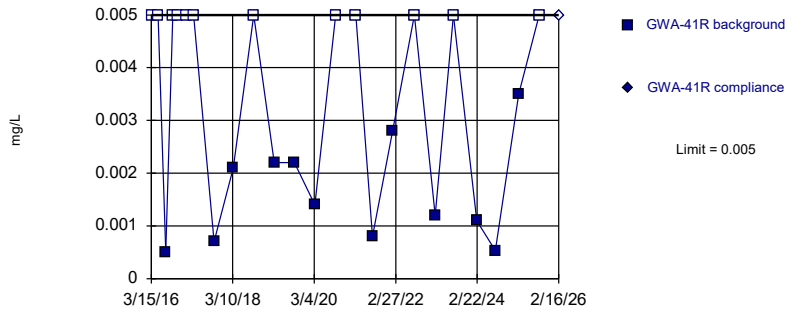

Non-parametric test used in lieu of parametric prediction limit because the Shapiro Wilk normality test showed the data to be non-normal at the 0.01 alpha level. Limit is highest of 24 background values. 50% NDs. Well-constituent pair annual alpha = 0.006238. Individual comparison alpha = 0.003124 (1 of 2).

Constituent: Copper Analysis Run 6/8/2026 4:33 PM View: Appendix I Intrawell
Plant Bowen Client: Southern Company Data: Bowen 1, 2, 9, & 10

Sanitas™ v.10.1.06e Software licensed to Groundwater Stats Consulting. UG
Hollow symbols indicate censored values.

Within Limit

Prediction Limit

Intrawell Non-parametric

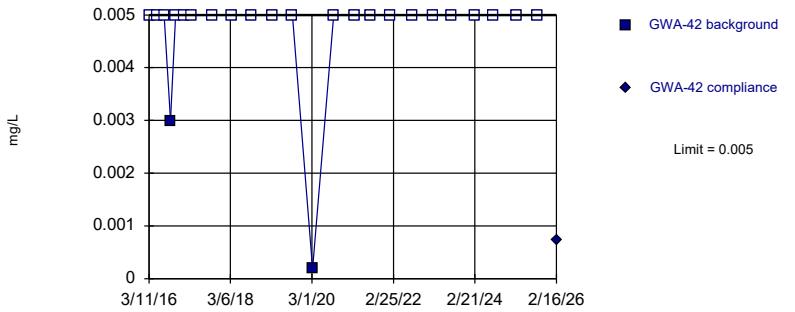

Non-parametric test used in lieu of parametric prediction limit because censored data exceeded 50%. Limit is highest of 24 background values. 91.67% NDs. Well-constituent pair annual alpha = 0.006238. Individual comparison alpha = 0.003124 (1 of 2).

Constituent: Copper Analysis Run 6/8/2026 4:33 PM View: Appendix I Intrawell
Plant Bowen Client: Southern Company Data: Bowen 1, 2, 9, & 10

Sanitas™ v.10.1.06e Software licensed to Groundwater Stats Consulting. UG
Hollow symbols indicate censored values.

Within Limit

Prediction Limit

Intrawell Non-parametric

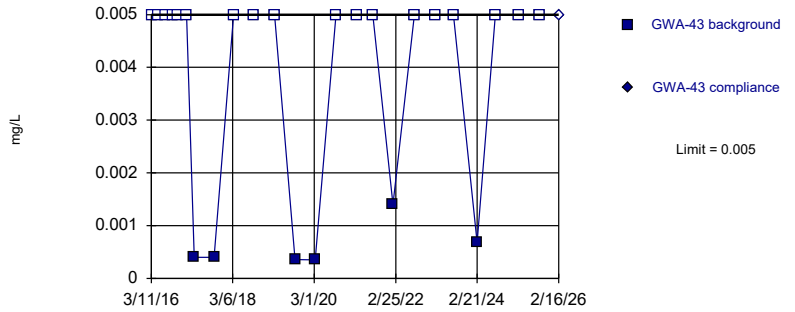

Non-parametric test used in lieu of parametric prediction limit because censored data exceeded 50%. Limit is highest of 24 background values. 75% NDs. Well-constituent pair annual alpha = 0.006238. Individual comparison alpha = 0.003124 (1 of 2).

Constituent: Copper Analysis Run 6/8/2026 4:33 PM View: Appendix I Intrawell
Plant Bowen Client: Southern Company Data: Bowen 1, 2, 9, & 10

Sanitas™ v.10.1.06e Software licensed to Groundwater Stats Consulting. UG
Hollow symbols indicate censored values.

Within Limit

Prediction Limit

Intrawell Non-parametric

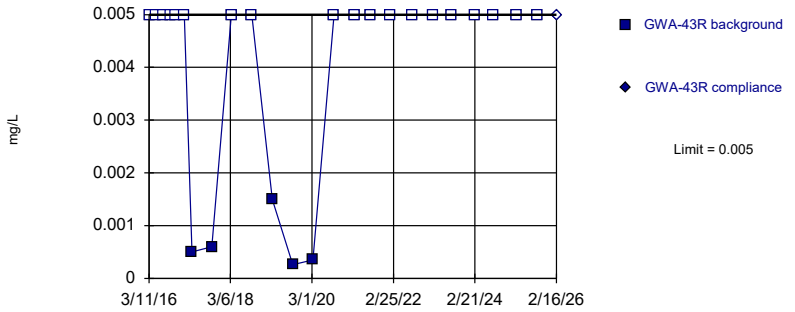

Non-parametric test used in lieu of parametric prediction limit because censored data exceeded 50%. Limit is highest of 24 background values. 79.17% NDs. Well-constituent pair annual alpha = 0.006238. Individual comparison alpha = 0.003124 (1 of 2).

Constituent: Copper Analysis Run 6/8/2026 4:33 PM View: Appendix I Intrawell
Plant Bowen Client: Southern Company Data: Bowen 1, 2, 9, & 10

Sanitas™ v.10.1.06e Software licensed to Groundwater Stats Consulting. UG
Hollow symbols indicate censored values.

Within Limit

Prediction Limit

Intrawell Non-parametric

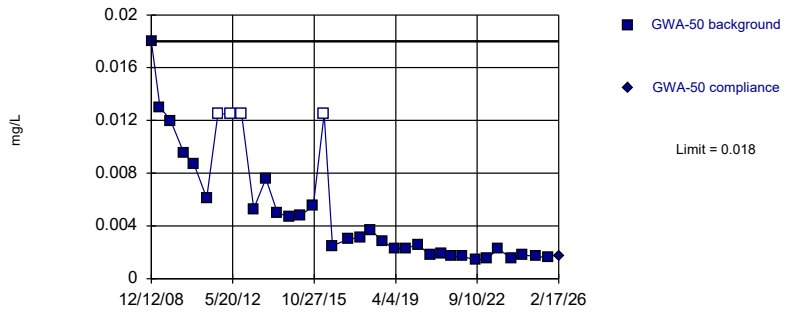

Non-parametric test used in lieu of parametric prediction limit because the Shapiro Wilk normality test showed the data to be non-normal at the 0.01 alpha level. Limit is highest of 35 background values. 11.43% NDs. Well-constituent pair annual alpha = 0.002991. Individual comparison alpha = 0.001497 (1 of 2).

Constituent: Copper Analysis Run 6/8/2026 4:33 PM View: Appendix I Intrawell
Plant Bowen Client: Southern Company Data: Bowen 1, 2, 9, & 10

Sanitas™ v.10.1.06e Software licensed to Groundwater Stats Consulting. UG

Within Limit

Prediction Limit

Intrawell Non-parametric

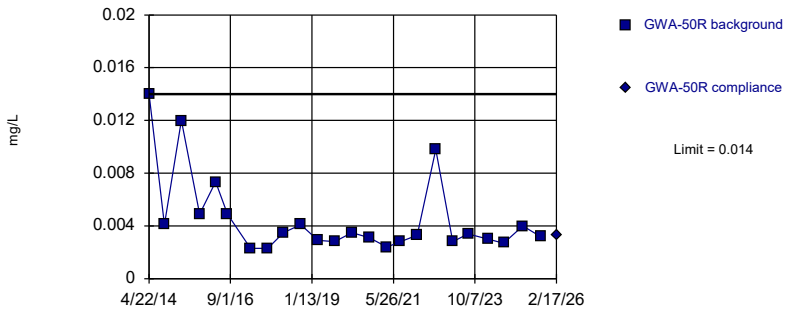

Non-parametric test used in lieu of parametric prediction limit because the Shapiro Wilk normality test showed the data to be non-normal at the 0.01 alpha level. Limit is highest of 24 background values. Well-constituent pair annual alpha = 0.006238. Individual comparison alpha = 0.003124 (1 of 2).

Constituent: Copper Analysis Run 6/8/2026 4:33 PM View: Appendix I Intrawell
Plant Bowen Client: Southern Company Data: Bowen 1, 2, 9, & 10

Sanitas™ v.10.1.06e Software licensed to Groundwater Stats Consulting. UG

Within Limit

Prediction Limit

Intrawell Parametric

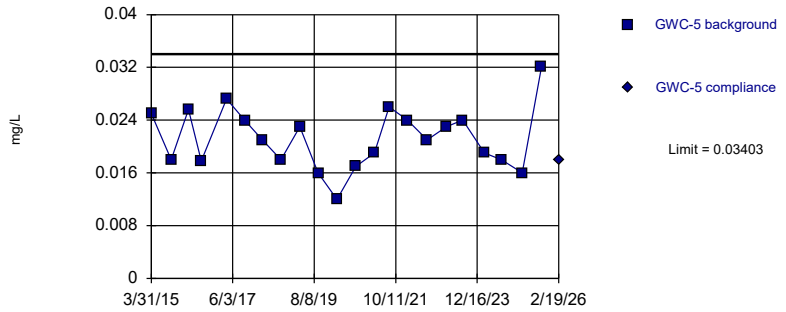

Background Data Summary: Mean=0.0212, Std. Dev.=0.004615, n=22. Normality test: Shapiro Wilk @alpha = 0.01, calculated = 0.9724, critical = 0.878. Kappa = 2.778 (c=16, w=26, 1 of 2, event alpha = 0.05132). Report alpha = 0.0001266.

Constituent: Copper Analysis Run 6/8/2026 4:33 PM View: Appendix I Intrawell
Plant Bowen Client: Southern Company Data: Bowen 1, 2, 9, & 10

Sanitas™ v.10.1.06e Software licensed to Groundwater Stats Consulting. UG
Hollow symbols indicate censored values.

Within Limit

Prediction Limit

Intrawell Non-parametric

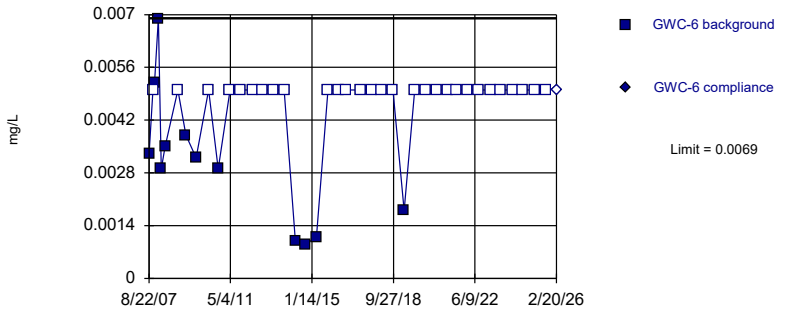

Non-parametric test used in lieu of parametric prediction limit because censored data exceeded 50%. Limit is highest of 41 background values. 70.73% NDs. Well-constituent pair annual alpha = 0.002235. Individual comparison alpha = 0.001118 (1 of 2).

Constituent: Copper Analysis Run 6/8/2026 4:33 PM View: Appendix I Intrawell
Plant Bowen Client: Southern Company Data: Bowen 1, 2, 9, & 10

Sanitas™ v.10.1.06e Software licensed to Groundwater Stats Consulting. UG
Hollow symbols indicate censored values.

Within Limit

Prediction Limit

Intrawell Non-parametric

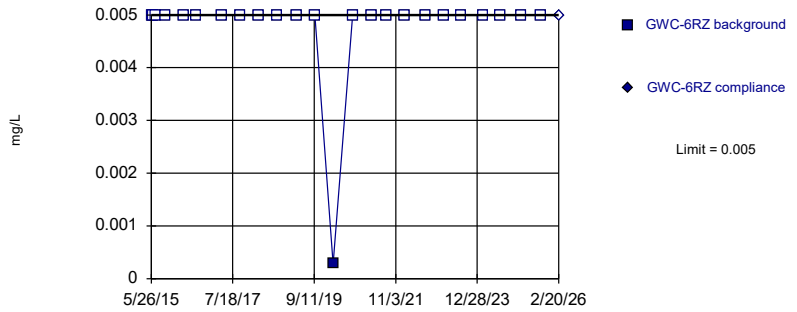

Non-parametric test used in lieu of parametric prediction limit because censored data exceeded 50%. Limit is highest of 24 background values. 95.83% NDs. Well-constituent pair annual alpha = 0.006238. Individual comparison alpha = 0.003124 (1 of 2).

Constituent: Copper Analysis Run 6/8/2026 4:33 PM View: Appendix I Intrawell
Plant Bowen Client: Southern Company Data: Bowen 1, 2, 9, & 10

Sanitas™ v.10.1.06e Software licensed to Groundwater Stats Consulting. UG
Hollow symbols indicate censored values.

Within Limit

Prediction Limit

Intrawell Non-parametric

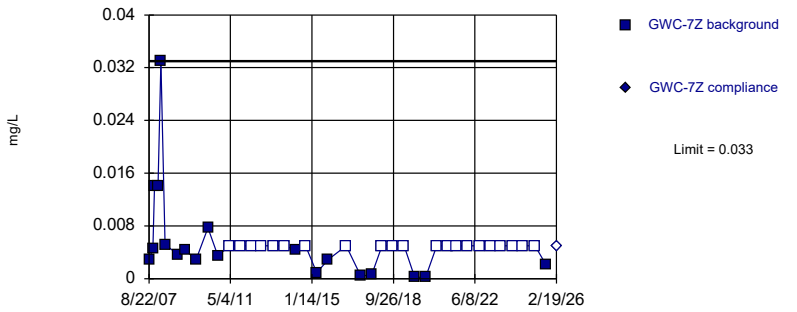

Non-parametric test used in lieu of parametric prediction limit because censored data exceeded 50%. Limit is highest of 40 background values. 52.5% NDs. Well-constituent pair annual alpha = 0.002316. Individual comparison alpha = 0.001159 (1 of 2).

Constituent: Copper Analysis Run 6/8/2026 4:33 PM View: Appendix I Intrawell
Plant Bowen Client: Southern Company Data: Bowen 1, 2, 9, & 10

Sanitas™ v.10.1.06e Software licensed to Groundwater Stats Consulting. UG
Hollow symbols indicate censored values.

Within Limit

Prediction Limit

Intrawell Non-parametric

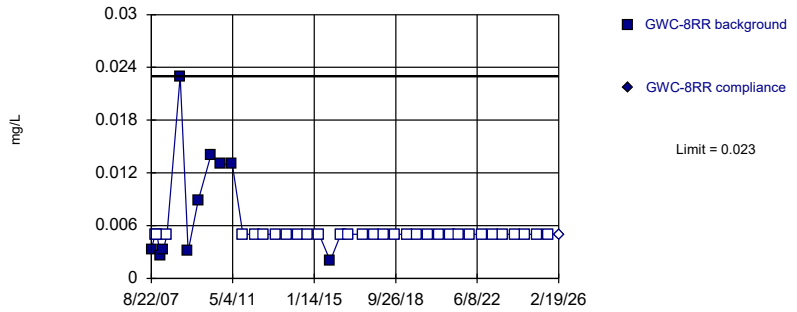

Non-parametric test used in lieu of parametric prediction limit because censored data exceeded 50%. Limit is highest of 41 background values. 75.61% NDs. Well-constituent pair annual alpha = 0.002235. Individual comparison alpha = 0.001118 (1 of 2).

Constituent: Copper Analysis Run 6/8/2026 4:33 PM View: Appendix I Intrawell
Plant Bowen Client: Southern Company Data: Bowen 1, 2, 9, & 10

Sanitas™ v.10.1.06e Software licensed to Groundwater Stats Consulting. UG
Hollow symbols indicate censored values.

Within Limit

Prediction Limit

Intrawell Non-parametric

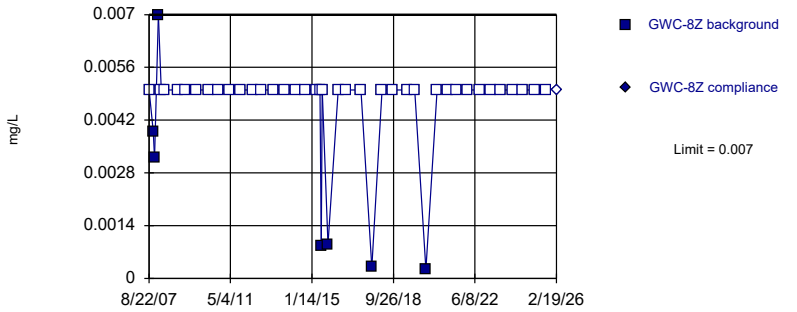

Non-parametric test used in lieu of parametric prediction limit because censored data exceeded 50%. Limit is highest of 44 background values. 84.09% NDs. Well-constituent pair annual alpha = 0.001992. Individual comparison alpha = 0.0009963 (1 of 2).

Constituent: Copper Analysis Run 6/8/2026 4:33 PM View: Appendix I Intrawell
Plant Bowen Client: Southern Company Data: Bowen 1, 2, 9, & 10

Sanitas™ v.10.1.06e Software licensed to Groundwater Stats Consulting. UG
Hollow symbols indicate censored values.

Within Limit

Prediction Limit

Intrawell Non-parametric

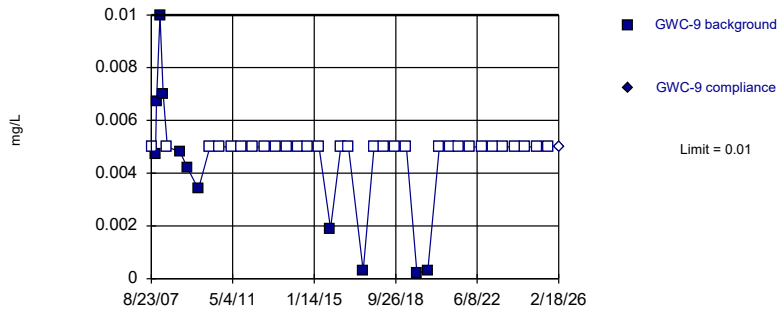

Non-parametric test used in lieu of parametric prediction limit because censored data exceeded 50%. Limit is highest of 41 background values. 73.17% NDs. Well-constituent pair annual alpha = 0.002235. Individual comparison alpha = 0.001118 (1 of 2).

Constituent: Copper Analysis Run 6/8/2026 4:33 PM View: Appendix I Intrawell
Plant Bowen Client: Southern Company Data: Bowen 1, 2, 9, & 10

Sanitas™ v.10.1.06e Software licensed to Groundwater Stats Consulting. UG
Hollow symbols indicate censored values.

Within Limit

Prediction Limit

Intrawell Non-parametric

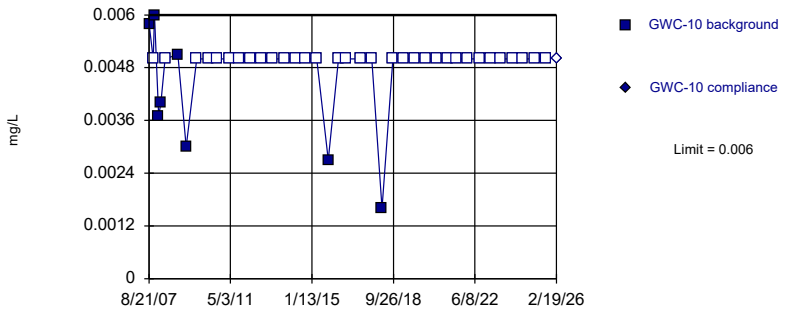

Non-parametric test used in lieu of parametric prediction limit because censored data exceeded 50%. Limit is highest of 41 background values. 80.49% NDs. Well-constituent pair annual alpha = 0.002235. Individual comparison alpha = 0.001118 (1 of 2).

Constituent: Copper Analysis Run 6/8/2026 4:33 PM View: Appendix I Intrawell
Plant Bowen Client: Southern Company Data: Bowen 1, 2, 9, & 10

Sanitas™ v.10.1.06e Software licensed to Groundwater Stats Consulting. UG
Hollow symbols indicate censored values.

Within Limit

Prediction Limit

Intrawell Non-parametric

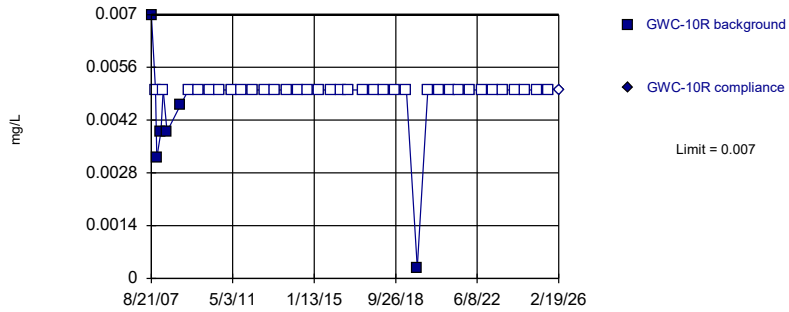

Non-parametric test used in lieu of parametric prediction limit because censored data exceeded 50%. Limit is highest of 41 background values. 85.37% NDs. Well-constituent pair annual alpha = 0.002235. Individual comparison alpha = 0.001118 (1 of 2).

Constituent: Copper Analysis Run 6/8/2026 4:33 PM View: Appendix I Intrawell
Plant Bowen Client: Southern Company Data: Bowen 1, 2, 9, & 10

Sanitas™ v.10.1.06e Software licensed to Groundwater Stats Consulting. UG
Hollow symbols indicate censored values.

Within Limit

Prediction Limit

Intrawell Non-parametric

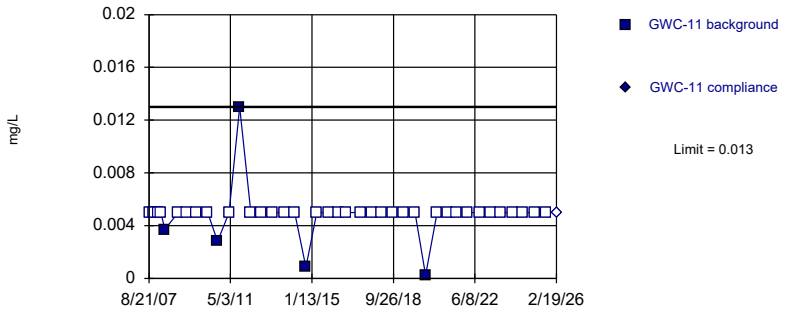

Non-parametric test used in lieu of parametric prediction limit because censored data exceeded 50%. Limit is highest of 41 background values. 87.8% NDs. Well-constituent pair annual alpha = 0.002235. Individual comparison alpha = 0.001118 (1 of 2).

Constituent: Copper Analysis Run 6/8/2026 4:33 PM View: Appendix I Intrawell
Plant Bowen Client: Southern Company Data: Bowen 1, 2, 9, & 10

Sanitas™ v.10.1.06e Software licensed to Groundwater Stats Consulting. UG
Hollow symbols indicate censored values.

Within Limit

Prediction Limit

Intrawell Non-parametric

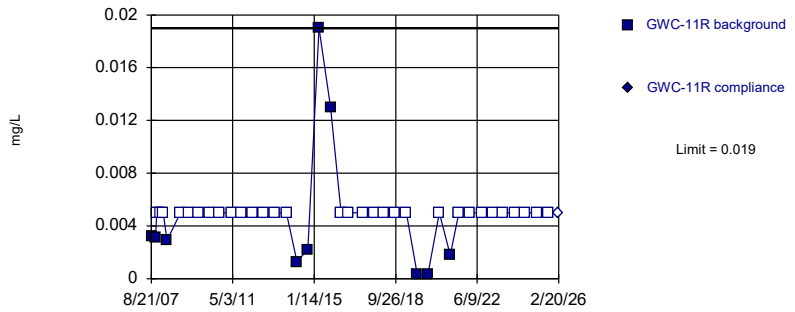

Non-parametric test used in lieu of parametric prediction limit because censored data exceeded 50%. Limit is highest of 41 background values. 75.61% NDs. Well-constituent pair annual alpha = 0.002235. Individual comparison alpha = 0.001118 (1 of 2).

Constituent: Copper Analysis Run 6/8/2026 4:33 PM View: Appendix I Intrawell
Plant Bowen Client: Southern Company Data: Bowen 1, 2, 9, & 10

Sanitas™ v.10.1.06e Software licensed to Groundwater Stats Consulting. UG
Hollow symbols indicate censored values.

Within Limit

Prediction Limit

Intrawell Non-parametric

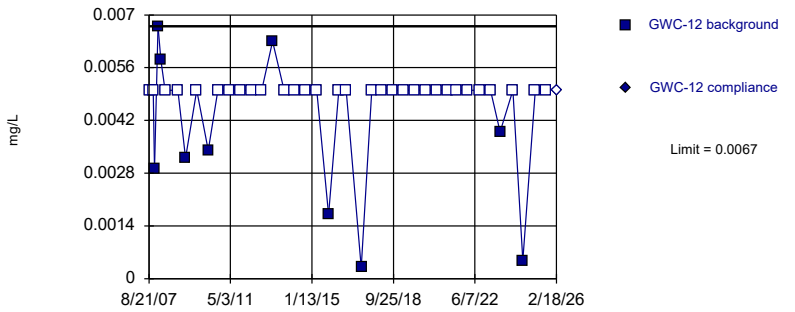

Non-parametric test used in lieu of parametric prediction limit because censored data exceeded 50%. Limit is highest of 41 background values. 75.61% NDs. Well-constituent pair annual alpha = 0.002235. Individual comparison alpha = 0.001118 (1 of 2).

Constituent: Copper Analysis Run 6/8/2026 4:33 PM View: Appendix I Intrawell
Plant Bowen Client: Southern Company Data: Bowen 1, 2, 9, & 10

Sanitas™ v.10.1.06e Software licensed to Groundwater Stats Consulting. UG
Hollow symbols indicate censored values.

Within Limit

Prediction Limit

Intrawell Non-parametric

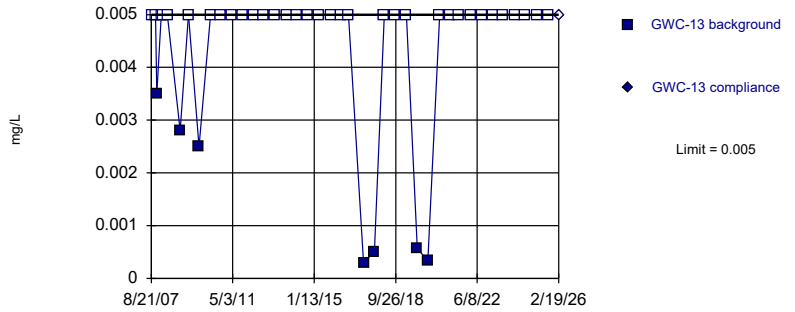

Non-parametric test used in lieu of parametric prediction limit because censored data exceeded 50%. Limit is highest of 41 background values. 82.93% NDs. Well-constituent pair annual alpha = 0.002235. Individual comparison alpha = 0.001118 (1 of 2).

Constituent: Copper Analysis Run 6/8/2026 4:33 PM View: Appendix I Intrawell
Plant Bowen Client: Southern Company Data: Bowen 1, 2, 9, & 10

Sanitas™ v.10.1.06e Software licensed to Groundwater Stats Consulting. UG
Hollow symbols indicate censored values.

Within Limit

Prediction Limit

Intrawell Non-parametric

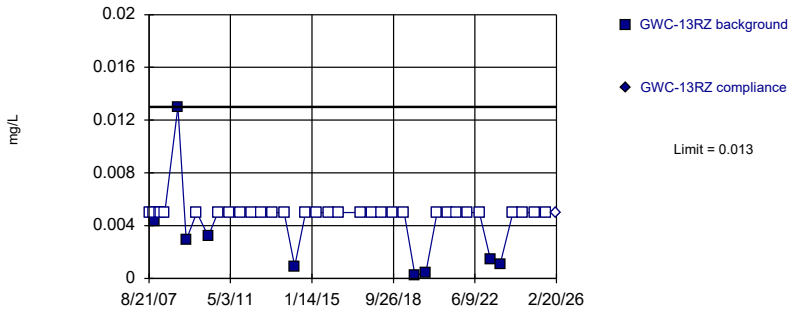

Non-parametric test used in lieu of parametric prediction limit because censored data exceeded 50%. Limit is highest of 40 background values. 77.5% NDs. Well-constituent pair annual alpha = 0.002316. Individual comparison alpha = 0.001159 (1 of 2).

Constituent: Copper Analysis Run 6/8/2026 4:33 PM View: Appendix I Intrawell
Plant Bowen Client: Southern Company Data: Bowen 1, 2, 9, & 10

Sanitas™ v.10.1.06e Software licensed to Groundwater Stats Consulting. UG
Hollow symbols indicate censored values.

Within Limit

Prediction Limit

Intrawell Non-parametric

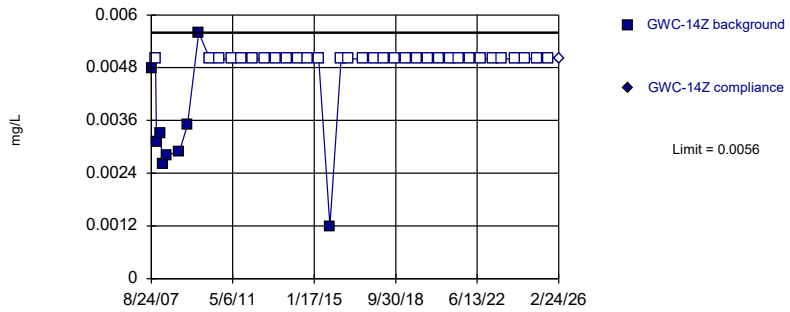

Non-parametric test used in lieu of parametric prediction limit because censored data exceeded 50%. Limit is highest of 41 background values. 78.05% NDs. Well-constituent pair annual alpha = 0.002235. Individual comparison alpha = 0.001118 (1 of 2).

Constituent: Copper Analysis Run 6/8/2026 4:33 PM View: Appendix I Intrawell
Plant Bowen Client: Southern Company Data: Bowen 1, 2, 9, & 10

Sanitas™ v.10.1.06e Software licensed to Groundwater Stats Consulting. UG
Hollow symbols indicate censored values.

Within Limit

Prediction Limit

Intrawell Non-parametric

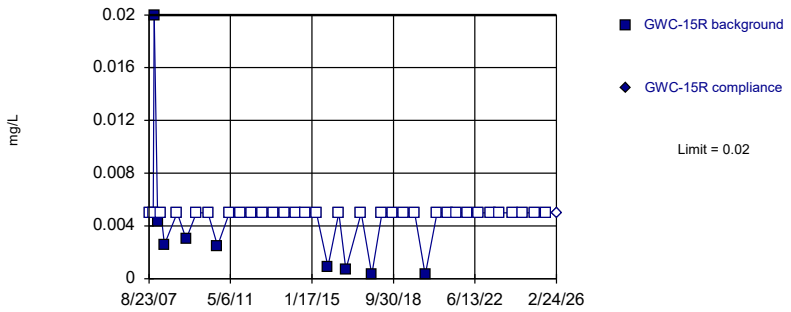

Non-parametric test used in lieu of parametric prediction limit because censored data exceeded 50%. Limit is highest of 41 background values. 78.05% NDs. Well-constituent pair annual alpha = 0.002235. Individual comparison alpha = 0.001118 (1 of 2).

Constituent: Copper Analysis Run 6/8/2026 4:33 PM View: Appendix I Intrawell
Plant Bowen Client: Southern Company Data: Bowen 1, 2, 9, & 10

Sanitas™ v.10.1.06e Software licensed to Groundwater Stats Consulting. UG
Hollow symbols indicate censored values.

Within Limit

Prediction Limit

Intrawell Non-parametric

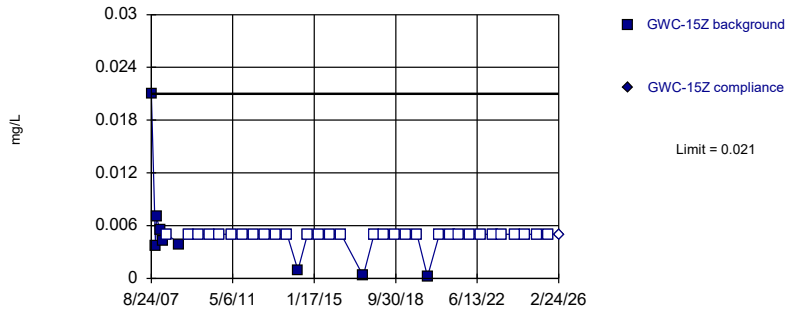

Non-parametric test used in lieu of parametric prediction limit because censored data exceeded 50%. Limit is highest of 40 background values. 77.5% NDs. Well-constituent pair annual alpha = 0.002316. Individual comparison alpha = 0.001159 (1 of 2).

Constituent: Copper Analysis Run 6/8/2026 4:33 PM View: Appendix I Intrawell
Plant Bowen Client: Southern Company Data: Bowen 1, 2, 9, & 10

Sanitas™ v.10.1.06e Software licensed to Groundwater Stats Consulting. UG
Hollow symbols indicate censored values.

Within Limit

Prediction Limit

Intrawell Non-parametric

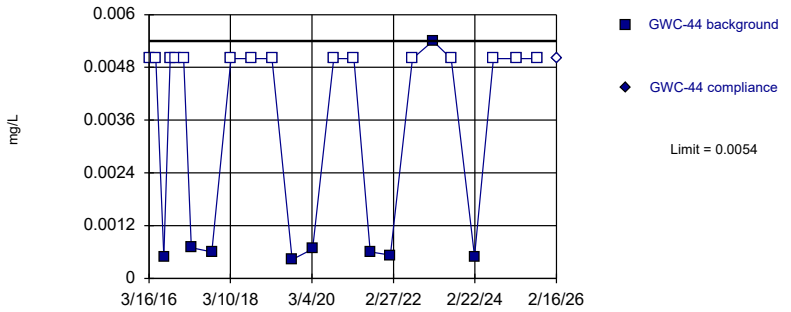

Non-parametric test used in lieu of parametric prediction limit because censored data exceeded 50%. Limit is highest of 24 background values. 62.5% NDs. Well-constituent pair annual alpha = 0.006238. Individual comparison alpha = 0.003124 (1 of 2).

Constituent: Copper Analysis Run 6/8/2026 4:33 PM View: Appendix I Intrawell
Plant Bowen Client: Southern Company Data: Bowen 1, 2, 9, & 10

Sanitas™ v.10.1.06e Software licensed to Groundwater Stats Consulting. UG
Hollow symbols indicate censored values.

Within Limit

Prediction Limit

Intrawell Non-parametric

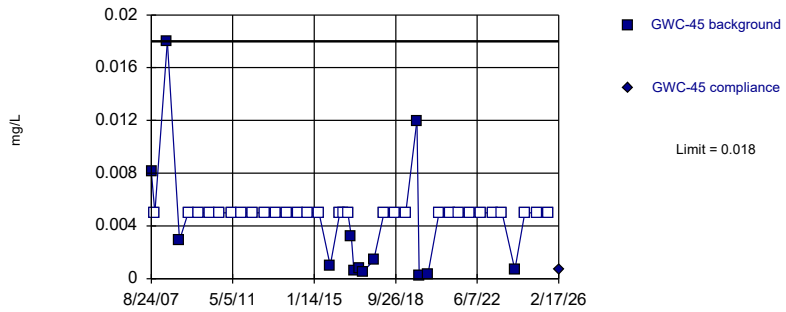

Non-parametric test used in lieu of parametric prediction limit because censored data exceeded 50%. Limit is highest of 43 background values. 69.77% NDs. Well-constituent pair annual alpha = 0.002073. Individual comparison alpha = 0.001037 (1 of 2).

Constituent: Copper Analysis Run 6/8/2026 4:33 PM View: Appendix I Intrawell
Plant Bowen Client: Southern Company Data: Bowen 1, 2, 9, & 10

Sanitas™ v.10.1.06e Software licensed to Groundwater Stats Consulting. UG
Hollow symbols indicate censored values.

Within Limit

Prediction Limit

Intrawell Non-parametric

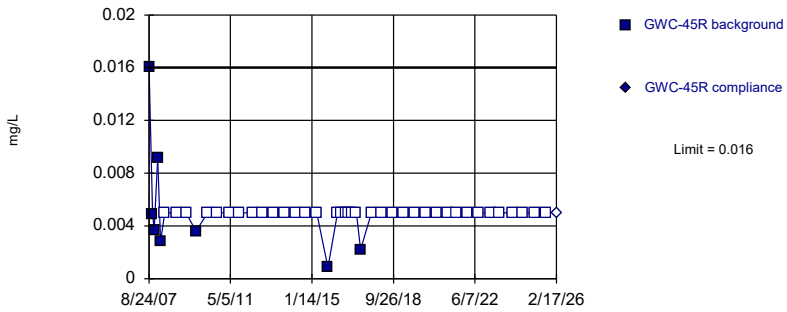

Non-parametric test used in lieu of parametric prediction limit because censored data exceeded 50%. Limit is highest of 45 background values. 82.22% NDs. Well-constituent pair annual alpha = 0.001911. Individual comparison alpha = 0.0009557 (1 of 2).

Constituent: Copper Analysis Run 6/8/2026 4:33 PM View: Appendix I Intrawell
Plant Bowen Client: Southern Company Data: Bowen 1, 2, 9, & 10

Sanitas™ v.10.1.06e Software licensed to Groundwater Stats Consulting. UG
Hollow symbols indicate censored values.

Within Limit

Prediction Limit

Intrawell Non-parametric

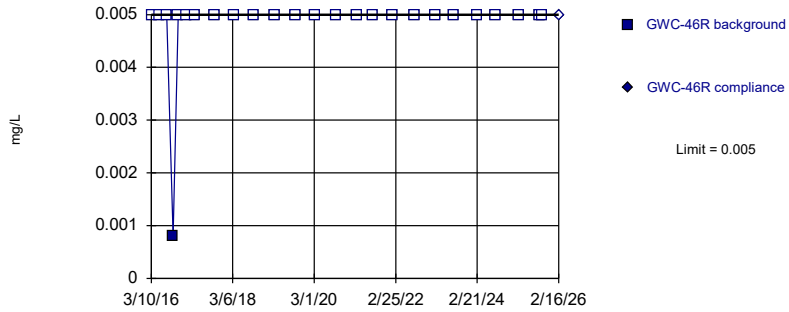

Non-parametric test used in lieu of parametric prediction limit because censored data exceeded 50%. Limit is highest of 25 background values. 96% NDs. Well-constituent pair annual alpha = 0.005656. Individual comparison alpha = 0.002832 (1 of 2).

Constituent: Copper Analysis Run 6/8/2026 4:33 PM View: Appendix I Intrawell
Plant Bowen Client: Southern Company Data: Bowen 1, 2, 9, & 10

Sanitas™ v.10.1.06e Software licensed to Groundwater Stats Consulting. UG
Hollow symbols indicate censored values.

Within Limit

Prediction Limit

Intrawell Non-parametric

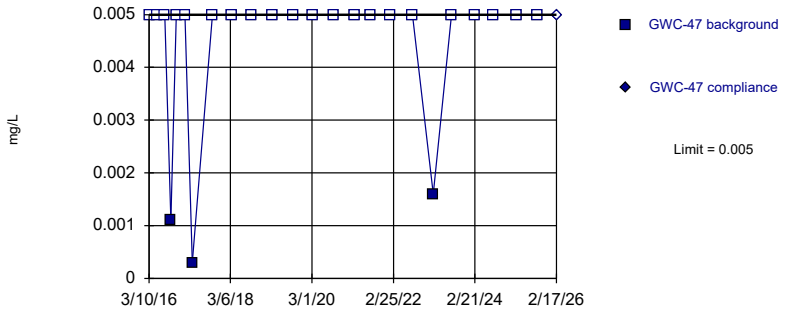

Non-parametric test used in lieu of parametric prediction limit because censored data exceeded 50%. Limit is highest of 24 background values. 87.5% NDs. Well-constituent pair annual alpha = 0.006238. Individual comparison alpha = 0.003124 (1 of 2).

Constituent: Copper Analysis Run 6/8/2026 4:33 PM View: Appendix I Intrawell
Plant Bowen Client: Southern Company Data: Bowen 1, 2, 9, & 10

Sanitas™ v.10.1.06e Software licensed to Groundwater Stats Consulting. UG
Hollow symbols indicate censored values.

Within Limit

Prediction Limit

Intrawell Non-parametric

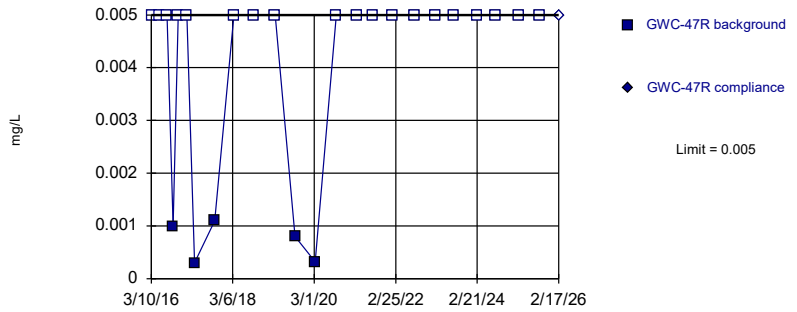

Non-parametric test used in lieu of parametric prediction limit because censored data exceeded 50%. Limit is highest of 24 background values. 79.17% NDs. Well-constituent pair annual alpha = 0.006238. Individual comparison alpha = 0.003124 (1 of 2).

Constituent: Copper Analysis Run 6/8/2026 4:33 PM View: Appendix I Intrawell
Plant Bowen Client: Southern Company Data: Bowen 1, 2, 9, & 10

Sanitas™ v.10.1.06e Software licensed to Groundwater Stats Consulting. UG
Hollow symbols indicate censored values.

Within Limit

Prediction Limit

Intrawell Non-parametric

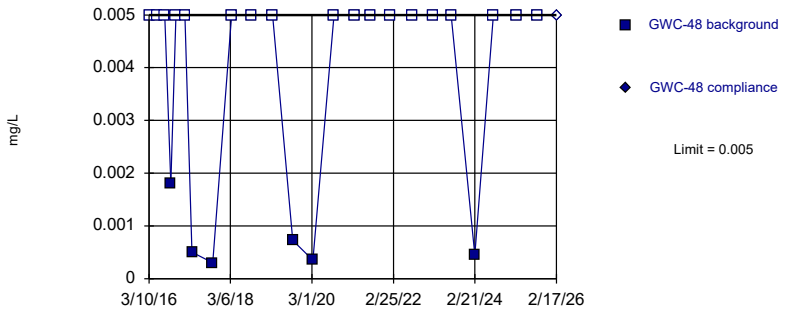

Non-parametric test used in lieu of parametric prediction limit because censored data exceeded 50%. Limit is highest of 24 background values. 75% NDs. Well-constituent pair annual alpha = 0.006238. Individual comparison alpha = 0.003124 (1 of 2).

Constituent: Copper Analysis Run 6/8/2026 4:33 PM View: Appendix I Intrawell
Plant Bowen Client: Southern Company Data: Bowen 1, 2, 9, & 10

Sanitas™ v.10.1.06e Software licensed to Groundwater Stats Consulting. UG
Hollow symbols indicate censored values.

Within Limit

Prediction Limit

Intrawell Non-parametric

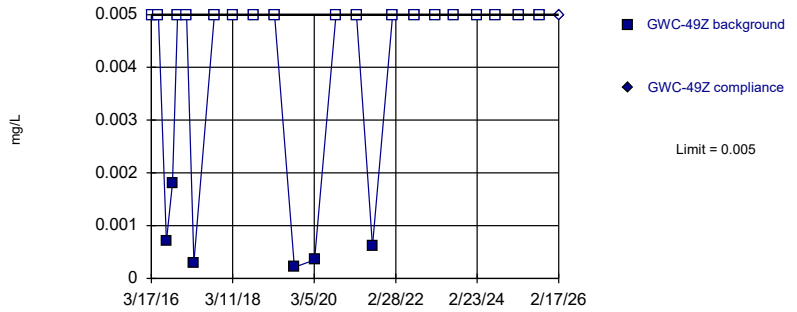

Non-parametric test used in lieu of parametric prediction limit because censored data exceeded 50%. Limit is highest of 24 background values. 75% NDs. Well-constituent pair annual alpha = 0.006238. Individual comparison alpha = 0.003124 (1 of 2).

Constituent: Copper Analysis Run 6/8/2026 4:33 PM View: Appendix I Intrawell
Plant Bowen Client: Southern Company Data: Bowen 1, 2, 9, & 10

Sanitas™ v.10.1.06e Software licensed to Groundwater Stats Consulting. UG
Hollow symbols indicate censored values.

Within Limit

Prediction Limit

Intrawell Non-parametric

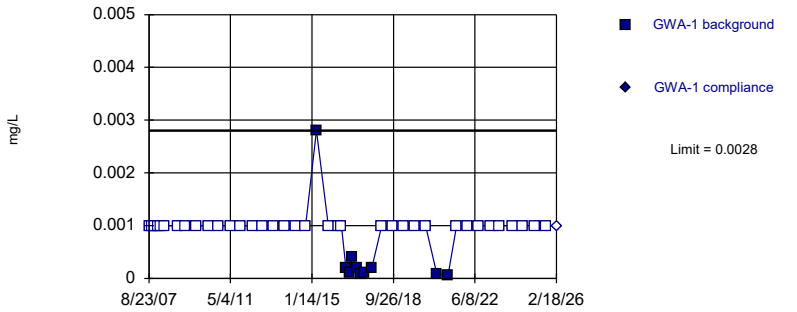

Non-parametric test used in lieu of parametric prediction limit because censored data exceeded 50%. Limit is highest of 46 background values. 78.26% NDs. Well-constituent pair annual alpha = 0.001829. Individual comparison alpha = 0.0009151 (1 of 2).

Constituent: Lead Analysis Run 6/8/2026 4:33 PM View: Appendix I Intrawell
Plant Bowen Client: Southern Company Data: Bowen 1, 2, 9, & 10

Sanitas™ v.10.1.06e Software licensed to Groundwater Stats Consulting. UG
Hollow symbols indicate censored values.

Within Limit

Prediction Limit

Intrawell Non-parametric

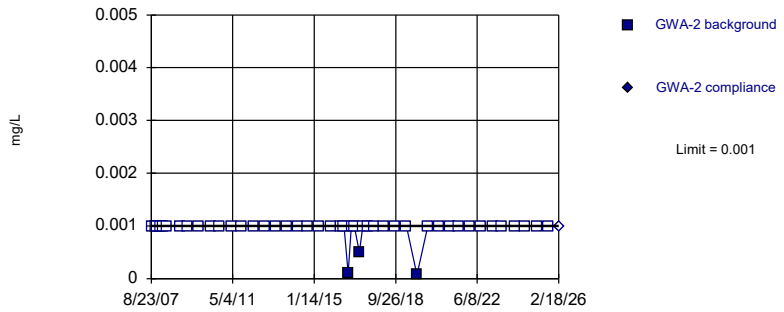

Non-parametric test used in lieu of parametric prediction limit because censored data exceeded 50%. Limit is highest of 46 background values. 93.48% NDs. Well-constituent pair annual alpha = 0.001829. Individual comparison alpha = 0.0009151 (1 of 2).

Constituent: Lead Analysis Run 6/8/2026 4:33 PM View: Appendix I Intrawell
Plant Bowen Client: Southern Company Data: Bowen 1, 2, 9, & 10

Sanitas™ v.10.1.06e Software licensed to Groundwater Stats Consulting. UG
Hollow symbols indicate censored values.

Within Limit

Prediction Limit

Intrawell Non-parametric

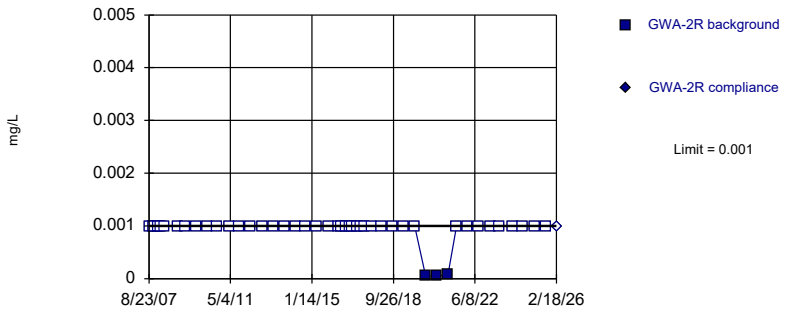

Non-parametric test used in lieu of parametric prediction limit because censored data exceeded 50%. Limit is highest of 46 background values. 93.48% NDs. Well-constituent pair annual alpha = 0.001829. Individual comparison alpha = 0.0009151 (1 of 2).

Constituent: Lead Analysis Run 6/8/2026 4:33 PM View: Appendix I Intrawell
Plant Bowen Client: Southern Company Data: Bowen 1, 2, 9, & 10

Sanitas™ v.10.1.06e Software licensed to Groundwater Stats Consulting. UG
Hollow symbols indicate censored values.

Within Limit

Prediction Limit

Intrawell Non-parametric

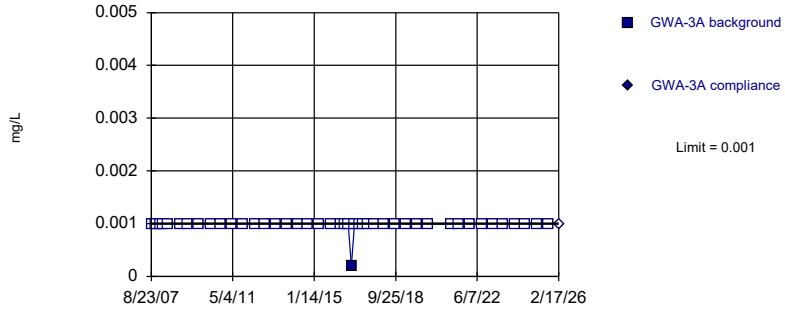

Non-parametric test used in lieu of parametric prediction limit because censored data exceeded 50%. Limit is highest of 45 background values. 97.78% NDs. Well-constituent pair annual alpha = 0.001911. Individual comparison alpha = 0.0009557 (1 of 2).

Constituent: Lead Analysis Run 6/8/2026 4:34 PM View: Appendix I Intrawell
Plant Bowen Client: Southern Company Data: Bowen 1, 2, 9, & 10

Sanitas™ v.10.1.06e Software licensed to Groundwater Stats Consulting. UG
Hollow symbols indicate censored values.

Within Limit

Prediction Limit

Intrawell Non-parametric

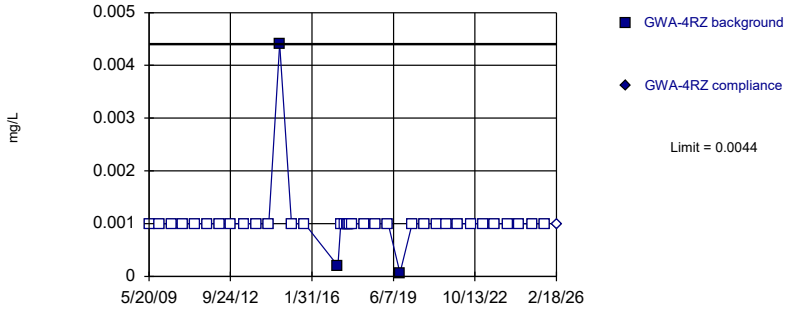

Non-parametric test used in lieu of parametric prediction limit because censored data exceeded 50%. Limit is highest of 39 background values. 92.31% NDs. Well-constituent pair annual alpha = 0.002451. Individual comparison alpha = 0.001226 (1 of 2).

Constituent: Lead Analysis Run 6/8/2026 4:34 PM View: Appendix I Intrawell
Plant Bowen Client: Southern Company Data: Bowen 1, 2, 9, & 10

Sanitas™ v.10.1.06e Software licensed to Groundwater Stats Consulting. UG
Hollow symbols indicate censored values.

Within Limit

Prediction Limit

Intrawell Non-parametric

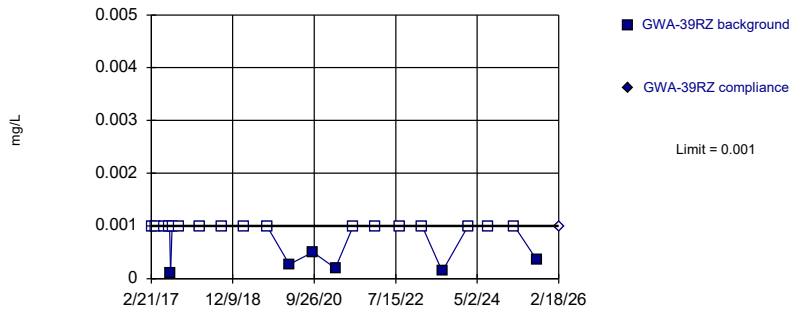

Non-parametric test used in lieu of parametric prediction limit because censored data exceeded 50%. Limit is highest of 23 background values. 73.91% NDs. Well-constituent pair annual alpha = 0.006819. Individual comparison alpha = 0.003415 (1 of 2).

Constituent: Lead Analysis Run 6/8/2026 4:34 PM View: Appendix I Intrawell
Plant Bowen Client: Southern Company Data: Bowen 1, 2, 9, & 10

Sanitas™ v.10.1.06e Software licensed to Groundwater Stats Consulting. UG
Hollow symbols indicate censored values.

Within Limit

Prediction Limit

Intrawell Non-parametric

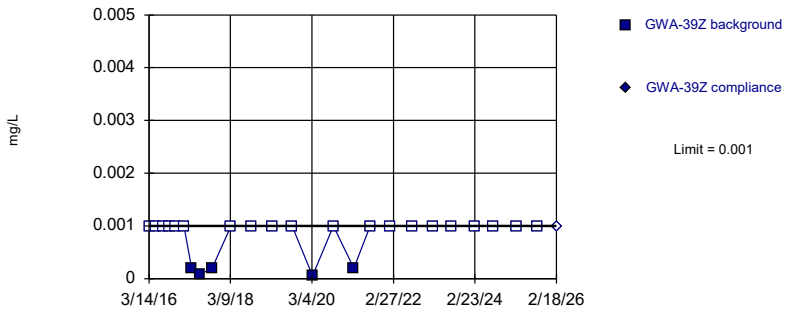

Non-parametric test used in lieu of parametric prediction limit because censored data exceeded 50%. Limit is highest of 25 background values. 80% NDs. Well-constituent pair annual alpha = 0.005656. Individual comparison alpha = 0.002832 (1 of 2).

Constituent: Lead Analysis Run 6/8/2026 4:34 PM View: Appendix I Intrawell
Plant Bowen Client: Southern Company Data: Bowen 1, 2, 9, & 10

Sanitas™ v.10.1.06e Software licensed to Groundwater Stats Consulting. UG
Hollow symbols indicate censored values.

Within Limit

Prediction Limit

Intrawell Non-parametric

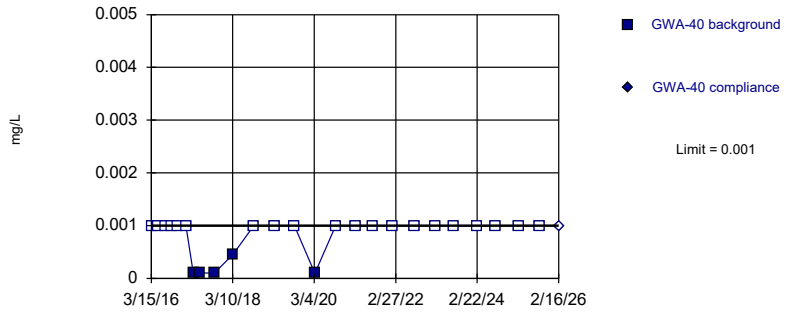

Non-parametric test used in lieu of parametric prediction limit because censored data exceeded 50%. Limit is highest of 25 background values. 80% NDs. Well-constituent pair annual alpha = 0.005656. Individual comparison alpha = 0.002832 (1 of 2).

Constituent: Lead Analysis Run 6/8/2026 4:34 PM View: Appendix I Intrawell
Plant Bowen Client: Southern Company Data: Bowen 1, 2, 9, & 10

Sanitas™ v.10.1.06e Software licensed to Groundwater Stats Consulting. UG
Hollow symbols indicate censored values.

Within Limit

Prediction Limit

Intrawell Non-parametric

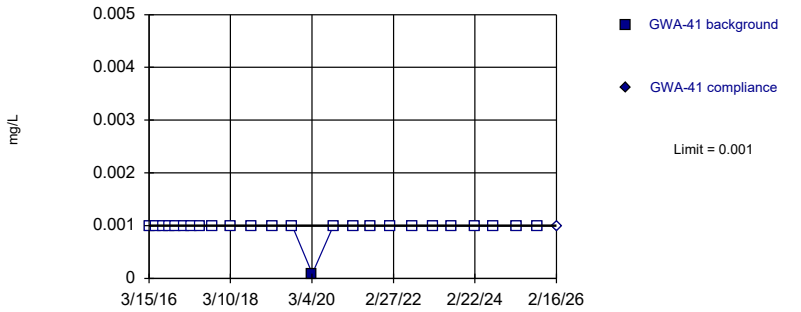

Non-parametric test used in lieu of parametric prediction limit because censored data exceeded 50%. Limit is highest of 25 background values. 96% NDs. Well-constituent pair annual alpha = 0.005656. Individual comparison alpha = 0.002832 (1 of 2).

Constituent: Lead Analysis Run 6/8/2026 4:34 PM View: Appendix I Intrawell
Plant Bowen Client: Southern Company Data: Bowen 1, 2, 9, & 10

Sanitas™ v.10.1.06e Software licensed to Groundwater Stats Consulting. UG
Hollow symbols indicate censored values.
Within Limit

Prediction Limit

Intrawell Non-parametric

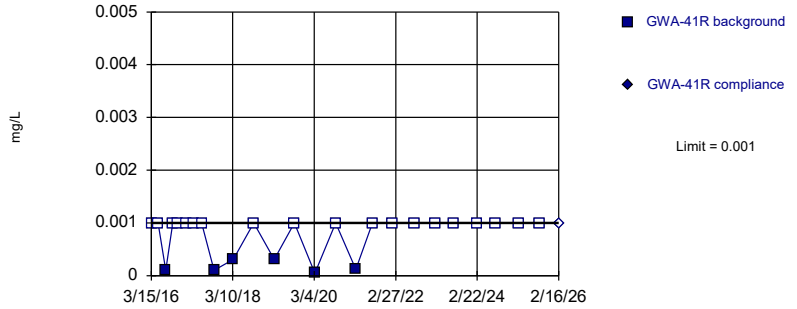

Non-parametric test used in lieu of parametric prediction limit because censored data exceeded 50%. Limit is highest of 25 background values. 76% NDs. Well-constituent pair annual alpha = 0.005656. Individual comparison alpha = 0.002832 (1 of 2).

Constituent: Lead Analysis Run 6/8/2026 4:34 PM View: Appendix I Intrawell
Plant Bowen Client: Southern Company Data: Bowen 1, 2, 9, & 10

Sanitas™ v.10.1.06e Software licensed to Groundwater Stats Consulting. UG
Hollow symbols indicate censored values.
Within Limit

Prediction Limit

Intrawell Non-parametric

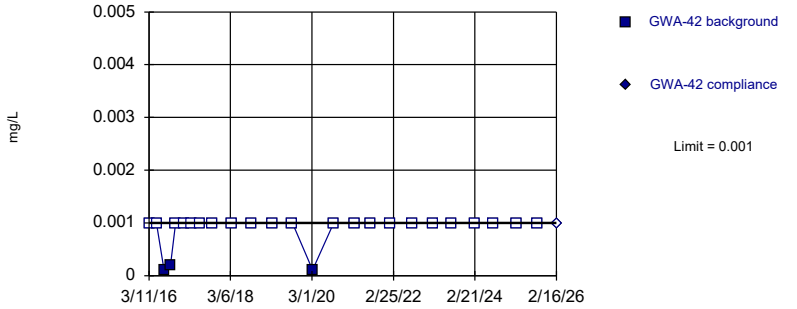

Non-parametric test used in lieu of parametric prediction limit because censored data exceeded 50%. Limit is highest of 25 background values. 88% NDs. Well-constituent pair annual alpha = 0.005656. Individual comparison alpha = 0.002832 (1 of 2).

Constituent: Lead Analysis Run 6/8/2026 4:34 PM View: Appendix I Intrawell
Plant Bowen Client: Southern Company Data: Bowen 1, 2, 9, & 10

Sanitas™ v.10.1.06e Software licensed to Groundwater Stats Consulting. UG
Hollow symbols indicate censored values.
Within Limit

Prediction Limit

Intrawell Non-parametric

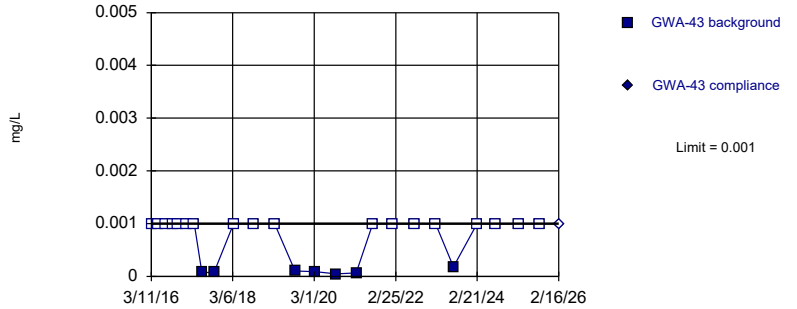

Non-parametric test used in lieu of parametric prediction limit because censored data exceeded 50%. Limit is highest of 25 background values. 72% NDs. Well-constituent pair annual alpha = 0.005656. Individual comparison alpha = 0.002832 (1 of 2).

Constituent: Lead Analysis Run 6/8/2026 4:34 PM View: Appendix I Intrawell
Plant Bowen Client: Southern Company Data: Bowen 1, 2, 9, & 10

Sanitas™ v.10.1.06e Software licensed to Groundwater Stats Consulting. UG
Hollow symbols indicate censored values.
Within Limit

Prediction Limit

Intrawell Non-parametric

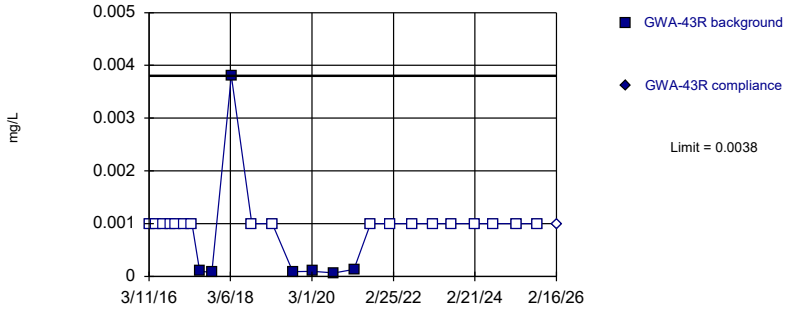

Non-parametric test used in lieu of parametric prediction limit because censored data exceeded 50%. Limit is highest of 25 background values. 72% NDs. Well-constituent pair annual alpha = 0.005656. Individual comparison alpha = 0.002832 (1 of 2).

Constituent: Lead Analysis Run 6/8/2026 4:34 PM View: Appendix I Intrawell
Plant Bowen Client: Southern Company Data: Bowen 1, 2, 9, & 10

Sanitas™ v.10.1.06e Software licensed to Groundwater Stats Consulting. UG
Hollow symbols indicate censored values.

Within Limit

Prediction Limit

Intrawell Non-parametric

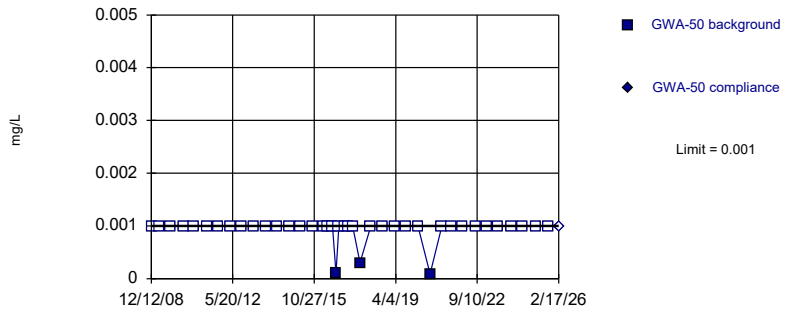

Non-parametric test used in lieu of parametric prediction limit because censored data exceeded 50%. Limit is highest of 40 background values. 92.5% NDs. Well-constituent pair annual alpha = 0.002316. Individual comparison alpha = 0.001159 (1 of 2).

Constituent: Lead Analysis Run 6/8/2026 4:34 PM View: Appendix I Intrawell
Plant Bowen Client: Southern Company Data: Bowen 1, 2, 9, & 10

Sanitas™ v.10.1.06e Software licensed to Groundwater Stats Consulting. UG
Hollow symbols indicate censored values.

Within Limit

Prediction Limit

Intrawell Non-parametric

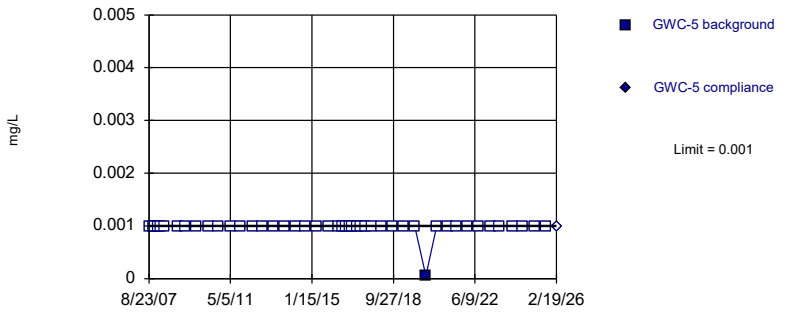

Non-parametric test used in lieu of parametric prediction limit because censored data exceeded 50%. Limit is highest of 46 background values. 97.83% NDs. Well-constituent pair annual alpha = 0.001829. Individual comparison alpha = 0.0009151 (1 of 2).

Constituent: Lead Analysis Run 6/8/2026 4:34 PM View: Appendix I Intrawell
Plant Bowen Client: Southern Company Data: Bowen 1, 2, 9, & 10

Sanitas™ v.10.1.06e Software licensed to Groundwater Stats Consulting. UG
Hollow symbols indicate censored values.

Within Limit

Prediction Limit

Intrawell Non-parametric

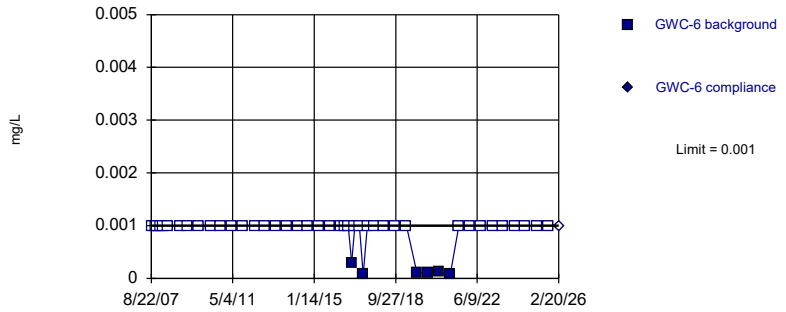

Non-parametric test used in lieu of parametric prediction limit because censored data exceeded 50%. Limit is highest of 46 background values. 86.96% NDs. Well-constituent pair annual alpha = 0.001829. Individual comparison alpha = 0.0009151 (1 of 2).

Constituent: Lead Analysis Run 6/8/2026 4:34 PM View: Appendix I Intrawell
Plant Bowen Client: Southern Company Data: Bowen 1, 2, 9, & 10

Sanitas™ v.10.1.06e Software licensed to Groundwater Stats Consulting. UG
Hollow symbols indicate censored values.

Within Limit

Prediction Limit

Intrawell Non-parametric

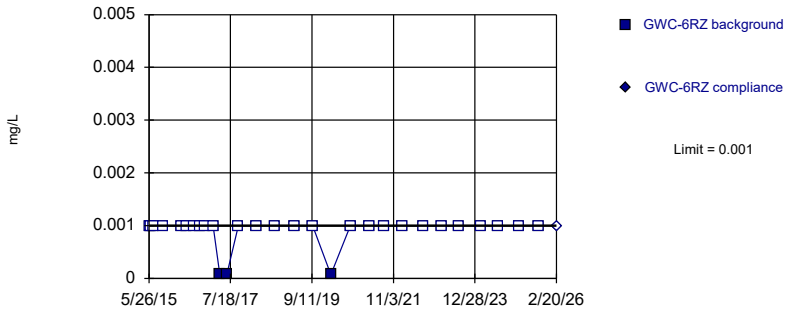

Non-parametric test used in lieu of parametric prediction limit because censored data exceeded 50%. Limit is highest of 29 background values. 89.66% NDs. Well-constituent pair annual alpha = 0.00434. Individual comparison alpha = 0.002172 (1 of 2).

Constituent: Lead Analysis Run 6/8/2026 4:34 PM View: Appendix I Intrawell
Plant Bowen Client: Southern Company Data: Bowen 1, 2, 9, & 10

Sanitas™ v.10.1.06e Software licensed to Groundwater Stats Consulting. UG
Hollow symbols indicate censored values.

Within Limit

Prediction Limit

Intrawell Non-parametric

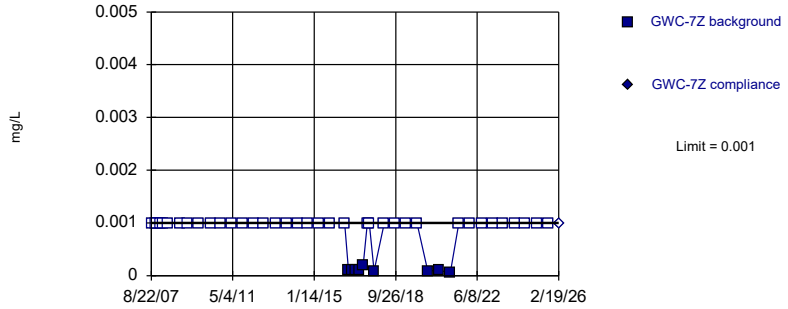

Non-parametric test used in lieu of parametric prediction limit because censored data exceeded 50%. Limit is highest of 46 background values. 80.43% NDs. Well-constituent pair annual alpha = 0.001829. Individual comparison alpha = 0.0009151 (1 of 2).

Constituent: Lead Analysis Run 6/8/2026 4:34 PM View: Appendix I Intrawell
Plant Bowen Client: Southern Company Data: Bowen 1, 2, 9, & 10

Sanitas™ v.10.1.06e Software licensed to Groundwater Stats Consulting. UG
Hollow symbols indicate censored values.

Within Limit

Prediction Limit

Intrawell Non-parametric

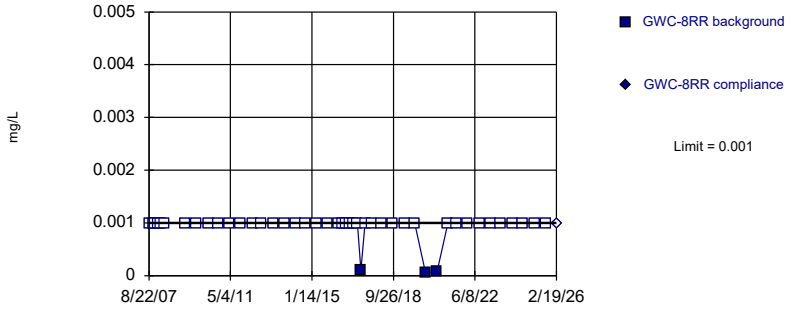

Non-parametric test used in lieu of parametric prediction limit because censored data exceeded 50%. Limit is highest of 45 background values. 93.33% NDs. Well-constituent pair annual alpha = 0.001911. Individual comparison alpha = 0.0009557 (1 of 2).

Constituent: Lead Analysis Run 6/8/2026 4:34 PM View: Appendix I Intrawell
Plant Bowen Client: Southern Company Data: Bowen 1, 2, 9, & 10

Sanitas™ v.10.1.06e Software licensed to Groundwater Stats Consulting. UG
Hollow symbols indicate censored values.

Within Limit

Prediction Limit

Intrawell Non-parametric

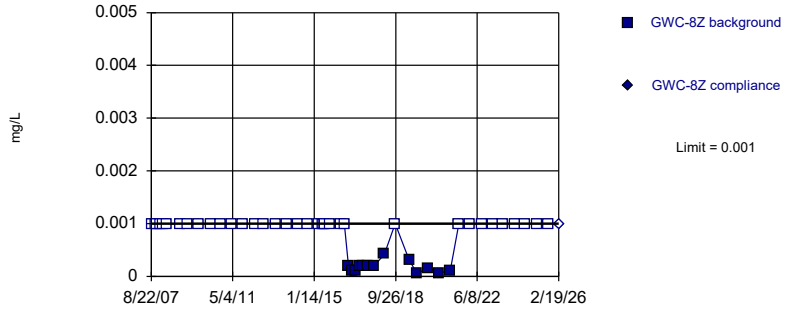

Non-parametric test used in lieu of parametric prediction limit because censored data exceeded 50%. Limit is highest of 49 background values. 73.47% NDs. Well-constituent pair annual alpha = 0.001586. Individual comparison alpha = 0.0007934 (1 of 2).

Constituent: Lead Analysis Run 6/8/2026 4:34 PM View: Appendix I Intrawell
Plant Bowen Client: Southern Company Data: Bowen 1, 2, 9, & 10

Sanitas™ v.10.1.06e Software licensed to Groundwater Stats Consulting. UG
Hollow symbols indicate censored values.

Within Limit

Prediction Limit

Intrawell Non-parametric

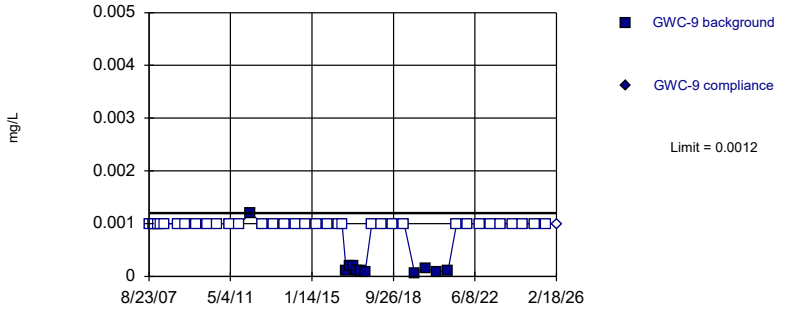

Non-parametric test used in lieu of parametric prediction limit because censored data exceeded 50%. Limit is highest of 46 background values. 76.09% NDs. Well-constituent pair annual alpha = 0.001829. Individual comparison alpha = 0.0009151 (1 of 2).

Constituent: Lead Analysis Run 6/8/2026 4:34 PM View: Appendix I Intrawell
Plant Bowen Client: Southern Company Data: Bowen 1, 2, 9, & 10

Sanitas™ v.10.1.06e Software licensed to Groundwater Stats Consulting. UG
Hollow symbols indicate censored values.

Within Limit

Prediction Limit

Intrawell Non-parametric

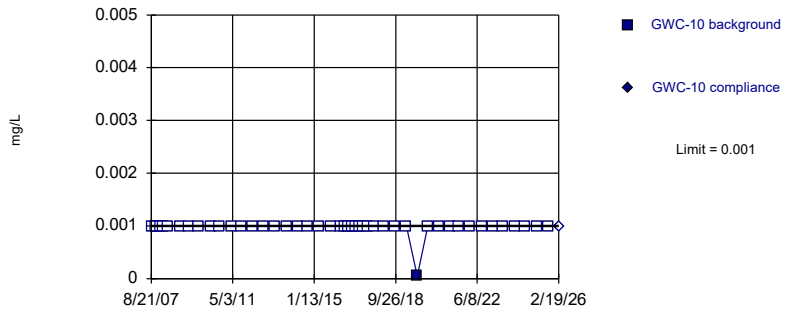

Non-parametric test used in lieu of parametric prediction limit because censored data exceeded 50%. Limit is highest of 46 background values. 97.83% NDs. Well-constituent pair annual alpha = 0.001829. Individual comparison alpha = 0.0009151 (1 of 2).

Constituent: Lead Analysis Run 6/8/2026 4:34 PM View: Appendix I Intrawell
Plant Bowen Client: Southern Company Data: Bowen 1, 2, 9, & 10

Sanitas™ v.10.1.06e Software licensed to Groundwater Stats Consulting. UG
Hollow symbols indicate censored values.

Within Limit

Prediction Limit

Intrawell Non-parametric

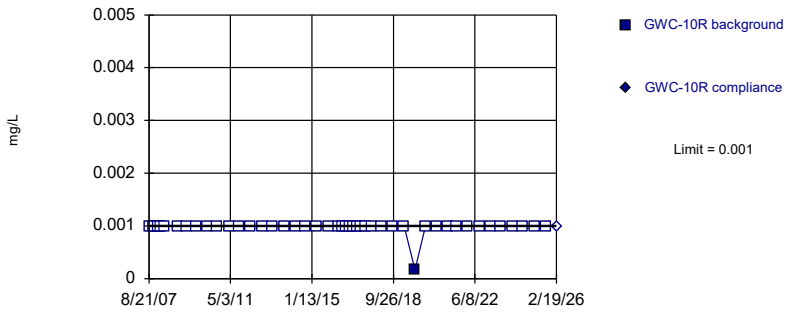

Non-parametric test used in lieu of parametric prediction limit because censored data exceeded 50%. Limit is highest of 46 background values. 97.83% NDs. Well-constituent pair annual alpha = 0.001829. Individual comparison alpha = 0.0009151 (1 of 2).

Constituent: Lead Analysis Run 6/8/2026 4:34 PM View: Appendix I Intrawell
Plant Bowen Client: Southern Company Data: Bowen 1, 2, 9, & 10

Sanitas™ v.10.1.06e Software licensed to Groundwater Stats Consulting. UG
Hollow symbols indicate censored values.

Within Limit

Prediction Limit

Intrawell Non-parametric

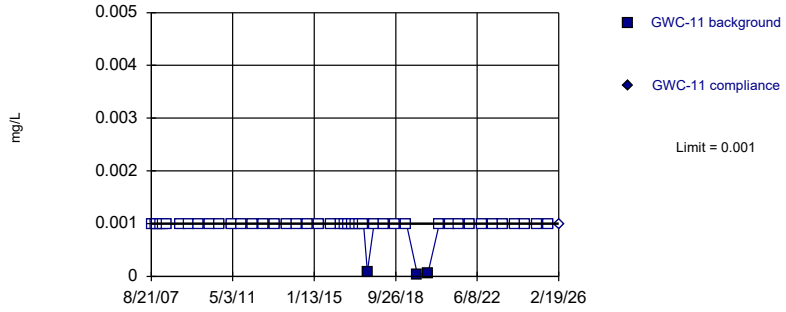

Non-parametric test used in lieu of parametric prediction limit because censored data exceeded 50%. Limit is highest of 46 background values. 93.48% NDs. Well-constituent pair annual alpha = 0.001829. Individual comparison alpha = 0.0009151 (1 of 2).

Constituent: Lead Analysis Run 6/8/2026 4:34 PM View: Appendix I Intrawell
Plant Bowen Client: Southern Company Data: Bowen 1, 2, 9, & 10

Sanitas™ v.10.1.06e Software licensed to Groundwater Stats Consulting. UG
Hollow symbols indicate censored values.

Within Limit

Prediction Limit

Intrawell Non-parametric

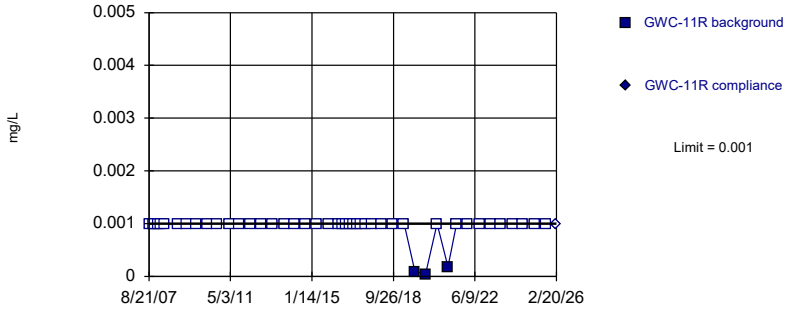

Non-parametric test used in lieu of parametric prediction limit because censored data exceeded 50%. Limit is highest of 46 background values. 93.48% NDs. Well-constituent pair annual alpha = 0.001829. Individual comparison alpha = 0.0009151 (1 of 2).

Constituent: Lead Analysis Run 6/8/2026 4:34 PM View: Appendix I Intrawell
Plant Bowen Client: Southern Company Data: Bowen 1, 2, 9, & 10

Sanitas™ v.10.1.06e Software licensed to Groundwater Stats Consulting. UG
Hollow symbols indicate censored values.
Within Limit

Prediction Limit

Intrawell Non-parametric

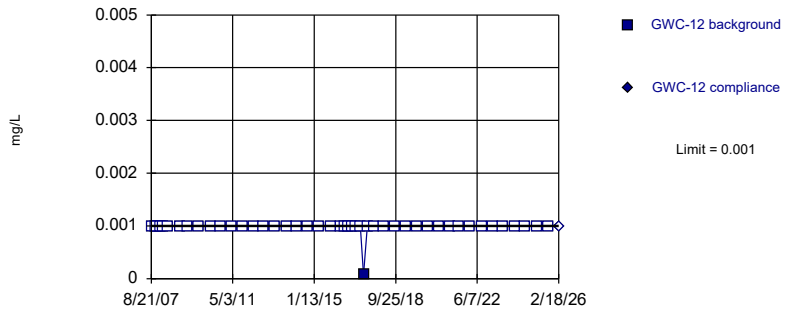

Non-parametric test used in lieu of parametric prediction limit because censored data exceeded 50%. Limit is highest of 46 background values. 97.83% NDs. Well-constituent pair annual alpha = 0.001829. Individual comparison alpha = 0.0009151 (1 of 2).

Constituent: Lead Analysis Run 6/8/2026 4:34 PM View: Appendix I Intrawell
Plant Bowen Client: Southern Company Data: Bowen 1, 2, 9, & 10

Sanitas™ v.10.1.06e Software licensed to Groundwater Stats Consulting. UG
Hollow symbols indicate censored values.
Within Limit

Prediction Limit

Intrawell Non-parametric

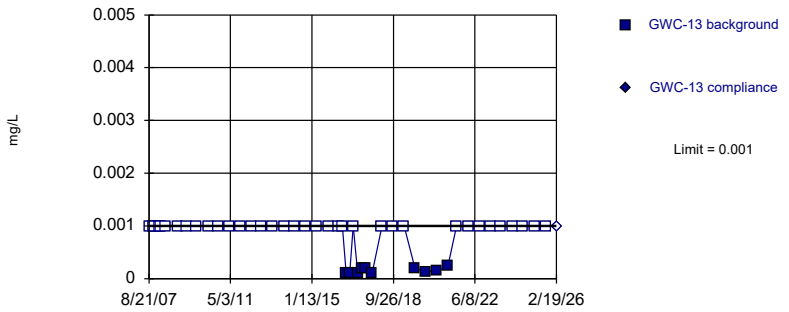

Non-parametric test used in lieu of parametric prediction limit because censored data exceeded 50%. Limit is highest of 46 background values. 78.26% NDs. Well-constituent pair annual alpha = 0.001829. Individual comparison alpha = 0.0009151 (1 of 2).

Constituent: Lead Analysis Run 6/8/2026 4:34 PM View: Appendix I Intrawell
Plant Bowen Client: Southern Company Data: Bowen 1, 2, 9, & 10

Sanitas™ v.10.1.06e Software licensed to Groundwater Stats Consulting. UG
Hollow symbols indicate censored values.
Within Limit

Prediction Limit

Intrawell Non-parametric

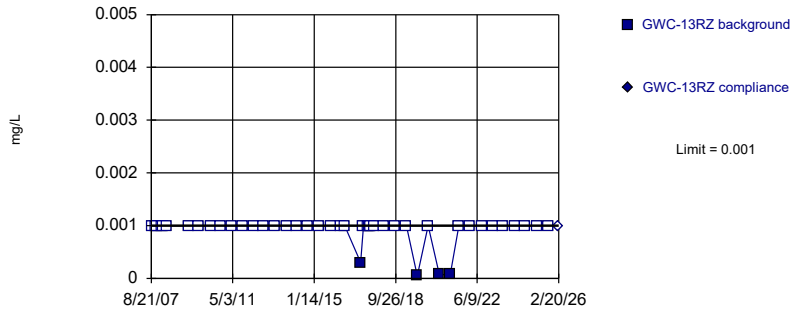

Non-parametric test used in lieu of parametric prediction limit because censored data exceeded 50%. Limit is highest of 45 background values. 91.11% NDs. Well-constituent pair annual alpha = 0.001911. Individual comparison alpha = 0.0009557 (1 of 2).

Constituent: Lead Analysis Run 6/8/2026 4:34 PM View: Appendix I Intrawell
Plant Bowen Client: Southern Company Data: Bowen 1, 2, 9, & 10

Sanitas™ v.10.1.06e Software licensed to Groundwater Stats Consulting. UG
Hollow symbols indicate censored values.
Within Limit

Prediction Limit

Intrawell Non-parametric

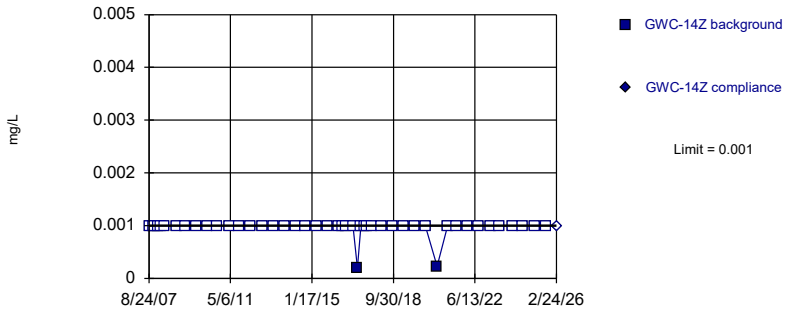

Non-parametric test used in lieu of parametric prediction limit because censored data exceeded 50%. Limit is highest of 46 background values. 95.65% NDs. Well-constituent pair annual alpha = 0.001829. Individual comparison alpha = 0.0009151 (1 of 2).

Constituent: Lead Analysis Run 6/8/2026 4:34 PM View: Appendix I Intrawell
Plant Bowen Client: Southern Company Data: Bowen 1, 2, 9, & 10

Sanitas™ v.10.1.06e Software licensed to Groundwater Stats Consulting. UG
Hollow symbols indicate censored values.

Within Limit

Prediction Limit

Intrawell Non-parametric

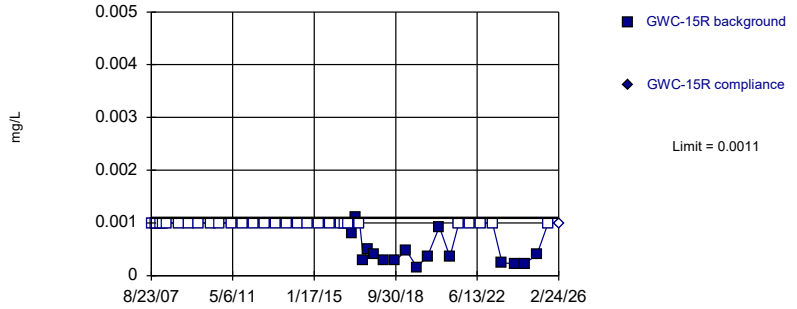

Non-parametric test used in lieu of parametric prediction limit because censored data exceeded 50%. Limit is highest of 46 background values. 65.22% NDs. Well-constituent pair annual alpha = 0.001829. Individual comparison alpha = 0.0009151 (1 of 2).

Constituent: Lead Analysis Run 6/8/2026 4:34 PM View: Appendix I Intrawell
Plant Bowen Client: Southern Company Data: Bowen 1, 2, 9, & 10

Sanitas™ v.10.1.06e Software licensed to Groundwater Stats Consulting. UG
Hollow symbols indicate censored values.

Within Limit

Prediction Limit

Intrawell Non-parametric

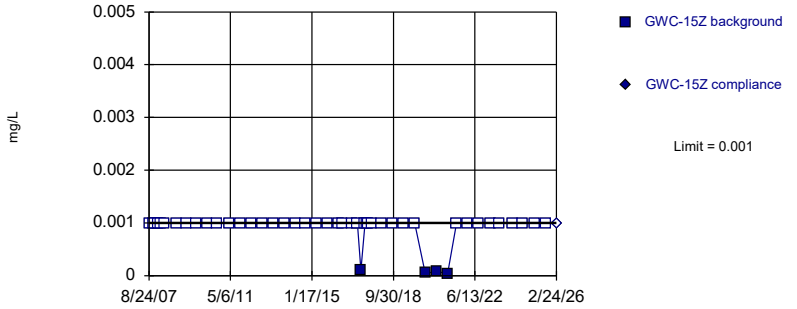

Non-parametric test used in lieu of parametric prediction limit because censored data exceeded 50%. Limit is highest of 46 background values. 91.3% NDs. Well-constituent pair annual alpha = 0.001829. Individual comparison alpha = 0.0009151 (1 of 2).

Constituent: Lead Analysis Run 6/8/2026 4:34 PM View: Appendix I Intrawell
Plant Bowen Client: Southern Company Data: Bowen 1, 2, 9, & 10

Sanitas™ v.10.1.06e Software licensed to Groundwater Stats Consulting. UG
Hollow symbols indicate censored values.

Within Limit

Prediction Limit

Intrawell Parametric

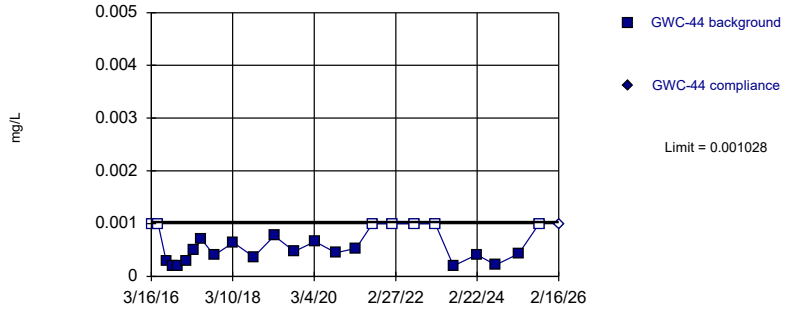

Background Data Summary (based on square root transformation) (after Kaplan-Meier Adjustment): Mean=0.02014, Std. Dev.=0.004417, n=25, 28% NDs. Normality test: Shapiro Wilk @alpha = 0.01, calculated = 0.8919, critical = 0.888. Kappa = 2.698 (c=16, w=26, 1 of 2, event alpha = 0.05132). Report alpha = 0.0001266.

Constituent: Lead Analysis Run 6/8/2026 4:34 PM View: Appendix I Intrawell
Plant Bowen Client: Southern Company Data: Bowen 1, 2, 9, & 10

Sanitas™ v.10.1.06e Software licensed to Groundwater Stats Consulting. UG
Hollow symbols indicate censored values.

Within Limit

Prediction Limit

Intrawell Non-parametric

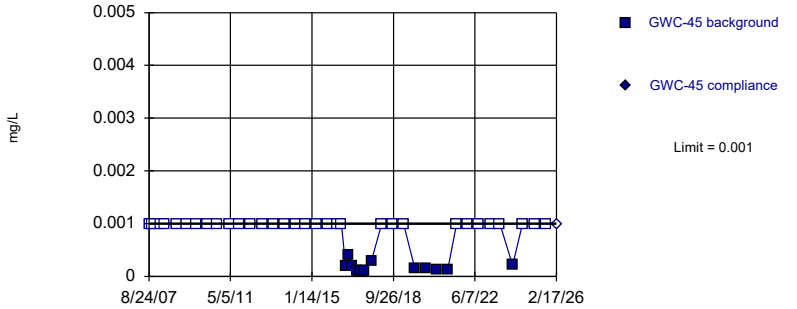

Non-parametric test used in lieu of parametric prediction limit because censored data exceeded 50%. Limit is highest of 44 background values. 72.73% NDs. Well-constituent pair annual alpha = 0.001992. Individual comparison alpha = 0.0009963 (1 of 2).

Constituent: Lead Analysis Run 6/8/2026 4:34 PM View: Appendix I Intrawell
Plant Bowen Client: Southern Company Data: Bowen 1, 2, 9, & 10

Sanitas™ v.10.1.06e Software licensed to Groundwater Stats Consulting. UG
Hollow symbols indicate censored values.

Within Limit

Prediction Limit

Intrawell Non-parametric

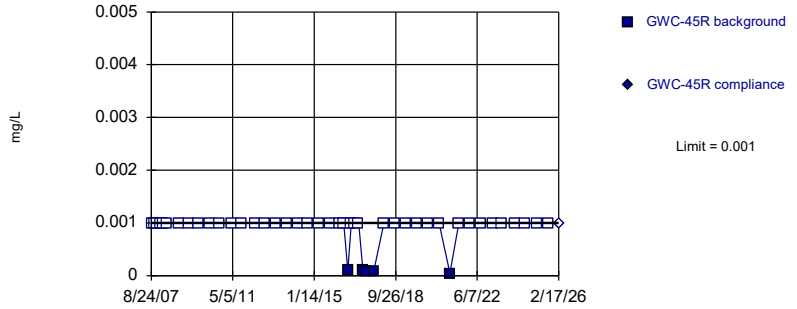

Non-parametric test used in lieu of parametric prediction limit because censored data exceeded 50%. Limit is highest of 46 background values. 89.13% NDs. Well-constituent pair annual alpha = 0.001829. Individual comparison alpha = 0.0009151 (1 of 2).

Constituent: Lead Analysis Run 6/8/2026 4:34 PM View: Appendix I Intrawell
Plant Bowen Client: Southern Company Data: Bowen 1, 2, 9, & 10

Sanitas™ v.10.1.06e Software licensed to Groundwater Stats Consulting. UG
Hollow symbols indicate censored values.

Within Limit

Prediction Limit

Intrawell Non-parametric

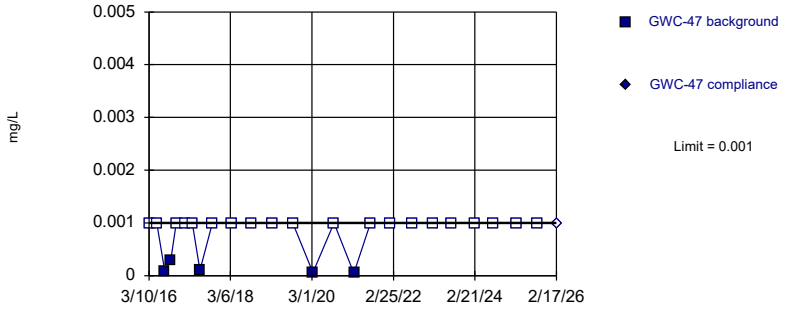

Non-parametric test used in lieu of parametric prediction limit because censored data exceeded 50%. Limit is highest of 25 background values. 80% NDs. Well-constituent pair annual alpha = 0.005656. Individual comparison alpha = 0.002832 (1 of 2).

Constituent: Lead Analysis Run 6/8/2026 4:34 PM View: Appendix I Intrawell
Plant Bowen Client: Southern Company Data: Bowen 1, 2, 9, & 10

Sanitas™ v.10.1.06e Software licensed to Groundwater Stats Consulting. UG
Hollow symbols indicate censored values.

Within Limit

Prediction Limit

Intrawell Non-parametric

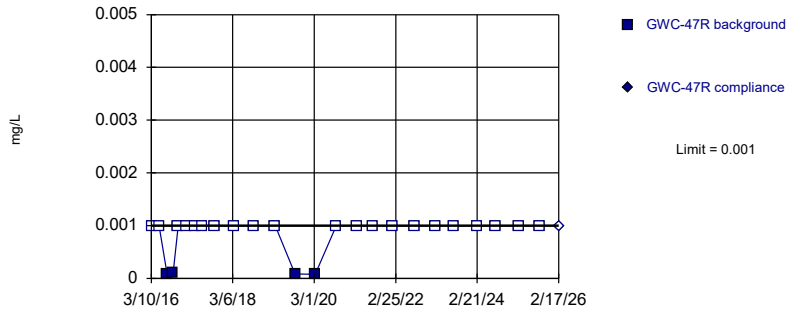

Non-parametric test used in lieu of parametric prediction limit because censored data exceeded 50%. Limit is highest of 25 background values. 84% NDs. Well-constituent pair annual alpha = 0.005656. Individual comparison alpha = 0.002832 (1 of 2).

Constituent: Lead Analysis Run 6/8/2026 4:34 PM View: Appendix I Intrawell
Plant Bowen Client: Southern Company Data: Bowen 1, 2, 9, & 10

Sanitas™ v.10.1.06e Software licensed to Groundwater Stats Consulting. UG
Hollow symbols indicate censored values.

Within Limit

Prediction Limit

Intrawell Non-parametric

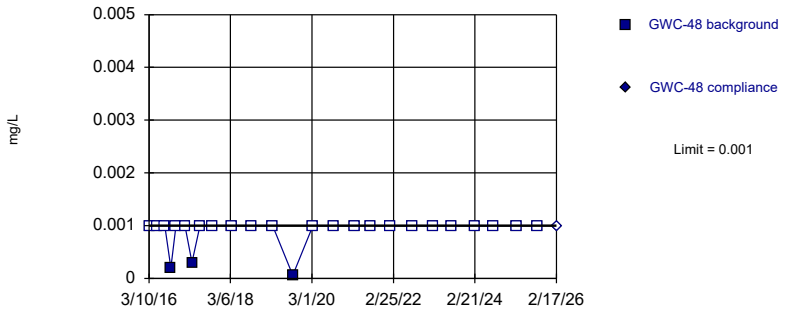

Non-parametric test used in lieu of parametric prediction limit because censored data exceeded 50%. Limit is highest of 25 background values. 88% NDs. Well-constituent pair annual alpha = 0.005656. Individual comparison alpha = 0.002832 (1 of 2).

Constituent: Lead Analysis Run 6/8/2026 4:34 PM View: Appendix I Intrawell
Plant Bowen Client: Southern Company Data: Bowen 1, 2, 9, & 10

Sanitas™ v.10.1.06e Software licensed to Groundwater Stats Consulting. UG
Hollow symbols indicate censored values.

Within Limit

Prediction Limit

Intrawell Non-parametric

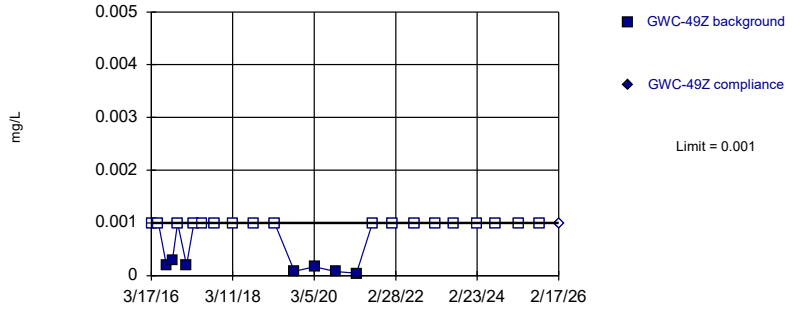

Non-parametric test used in lieu of parametric prediction limit because censored data exceeded 50%. Limit is highest of 25 background values. 72% NDs. Well-constituent pair annual alpha = 0.005656. Individual comparison alpha = 0.002832 (1 of 2).

Constituent: Lead Analysis Run 6/8/2026 4:34 PM View: Appendix I Intrawell
Plant Bowen Client: Southern Company Data: Bowen 1, 2, 9, & 10

Sanitas™ v.10.1.06e Software licensed to Groundwater Stats Consulting. UG
Hollow symbols indicate censored values.

Within Limit

Prediction Limit

Intrawell Non-parametric

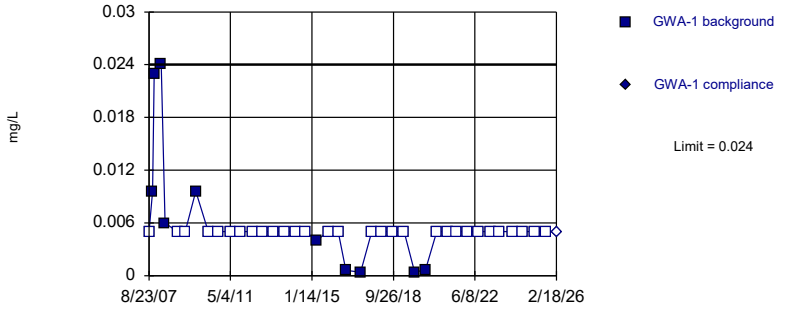

Non-parametric test used in lieu of parametric prediction limit because censored data exceeded 50%. Limit is highest of 40 background values. 75% NDs. Well-constituent pair annual alpha = 0.002316. Individual comparison alpha = 0.001159 (1 of 2).

Constituent: Nickel Analysis Run 6/8/2026 4:34 PM View: Appendix I Intrawell
Plant Bowen Client: Southern Company Data: Bowen 1, 2, 9, & 10

Sanitas™ v.10.1.06e Software licensed to Groundwater Stats Consulting. UG
Hollow symbols indicate censored values.

Within Limit

Prediction Limit

Intrawell Non-parametric

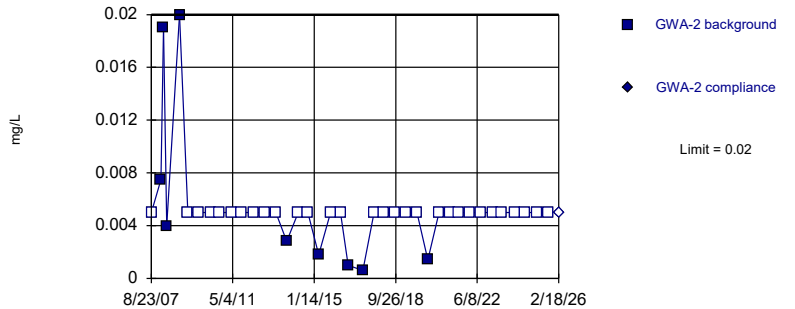

Non-parametric test used in lieu of parametric prediction limit because censored data exceeded 50%. Limit is highest of 39 background values. 76.92% NDs. Well-constituent pair annual alpha = 0.002451. Individual comparison alpha = 0.001226 (1 of 2).

Constituent: Nickel Analysis Run 6/8/2026 4:34 PM View: Appendix I Intrawell
Plant Bowen Client: Southern Company Data: Bowen 1, 2, 9, & 10

Sanitas™ v.10.1.06e Software licensed to Groundwater Stats Consulting. UG
Hollow symbols indicate censored values.

Within Limit

Prediction Limit

Intrawell Non-parametric

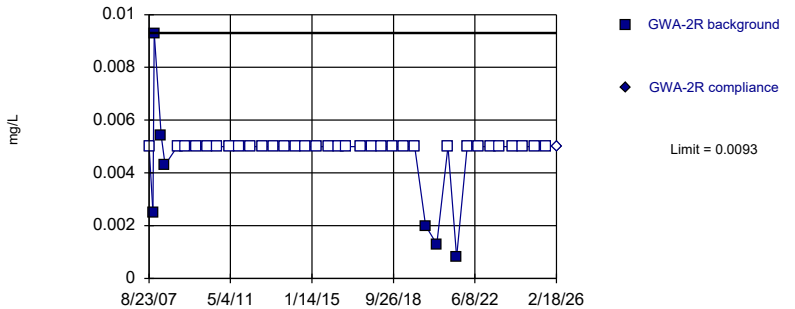

Non-parametric test used in lieu of parametric prediction limit because censored data exceeded 50%. Limit is highest of 40 background values. 82.5% NDs. Well-constituent pair annual alpha = 0.002316. Individual comparison alpha = 0.001159 (1 of 2).

Constituent: Nickel Analysis Run 6/8/2026 4:34 PM View: Appendix I Intrawell
Plant Bowen Client: Southern Company Data: Bowen 1, 2, 9, & 10

Sanitas™ v.10.1.06e Software licensed to Groundwater Stats Consulting. UG
Hollow symbols indicate censored values.
Within Limit

Prediction Limit

Intrawell Non-parametric

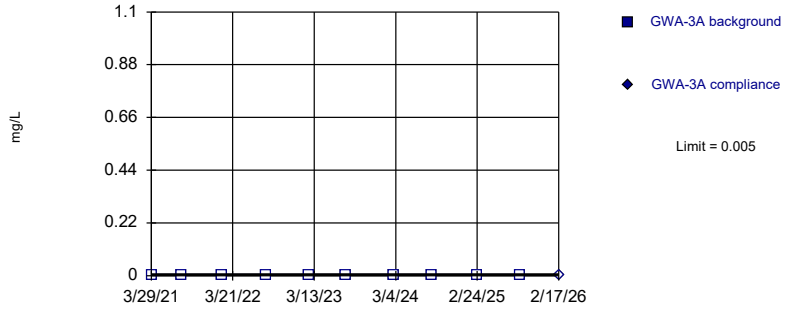

Non-parametric test used in lieu of parametric prediction limit because censored data exceeded 50%. All background values (n = 10) were censored; limit is most recent reporting limit. Well-constituent pair annual alpha = 0.0293. Individual comparison alpha = 0.01476 (1 of 2).

Constituent: Nickel Analysis Run 6/8/2026 4:34 PM View: Appendix I Intrawell
Plant Bowen Client: Southern Company Data: Bowen 1, 2, 9, & 10

Sanitas™ v.10.1.06e Software licensed to Groundwater Stats Consulting. UG
Hollow symbols indicate censored values.
Within Limit

Prediction Limit

Intrawell Non-parametric

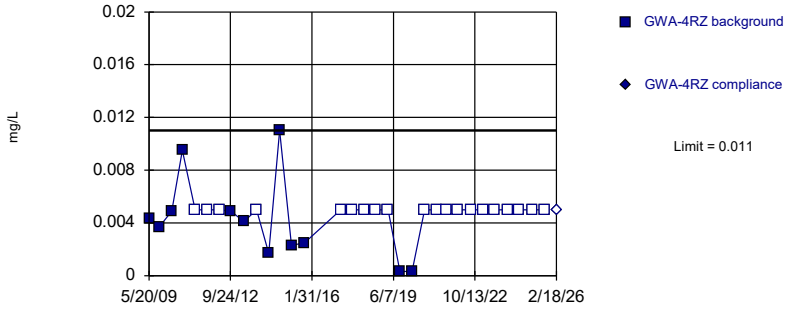

Non-parametric test used in lieu of parametric prediction limit because censored data exceeded 50%. Limit is highest of 32 background values. 62.5% NDs. Well-constituent pair annual alpha = 0.003603. Individual comparison alpha = 0.001803 (1 of 2).

Constituent: Nickel Analysis Run 6/8/2026 4:34 PM View: Appendix I Intrawell
Plant Bowen Client: Southern Company Data: Bowen 1, 2, 9, & 10

Sanitas™ v.10.1.06e Software licensed to Groundwater Stats Consulting. UG
Hollow symbols indicate censored values.
Within Limit

Prediction Limit

Intrawell Non-parametric

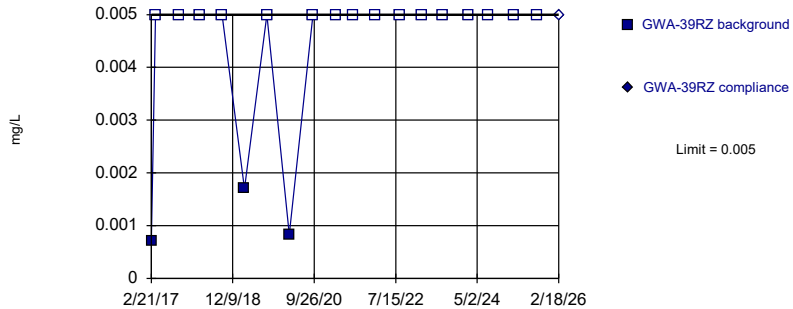

Non-parametric test used in lieu of parametric prediction limit because censored data exceeded 50%. Limit is highest of 19 background values. 84.21% NDs. Well-constituent pair annual alpha = 0.009641. Individual comparison alpha = 0.004832 (1 of 2).

Constituent: Nickel Analysis Run 6/8/2026 4:34 PM View: Appendix I Intrawell
Plant Bowen Client: Southern Company Data: Bowen 1, 2, 9, & 10

Sanitas™ v.10.1.06e Software licensed to Groundwater Stats Consulting. UG
Hollow symbols indicate censored values.
Within Limit

Prediction Limit

Intrawell Non-parametric

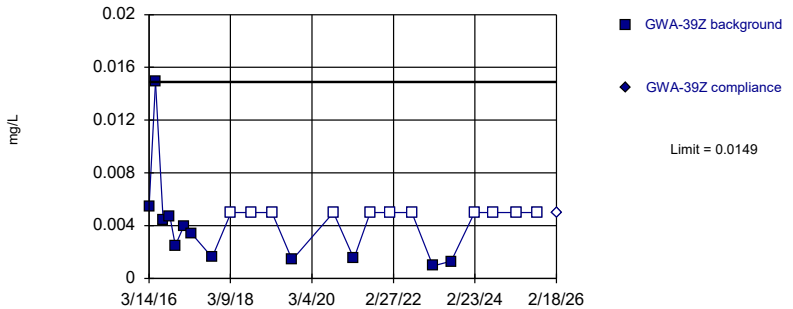

Non-parametric test used in lieu of parametric prediction limit because the Shapiro Wilk normality test showed the data to be non-normal at the 0.01 alpha level. Limit is highest of 23 background values. 47.83% NDs. Well-constituent pair annual alpha = 0.006819. Individual comparison alpha = 0.003415 (1 of 2).

Constituent: Nickel Analysis Run 6/8/2026 4:34 PM View: Appendix I Intrawell
Plant Bowen Client: Southern Company Data: Bowen 1, 2, 9, & 10

Sanitas™ v.10.1.06e Software licensed to Groundwater Stats Consulting. UG
Hollow symbols indicate censored values.

Within Limit

Prediction Limit

Intrawell Non-parametric

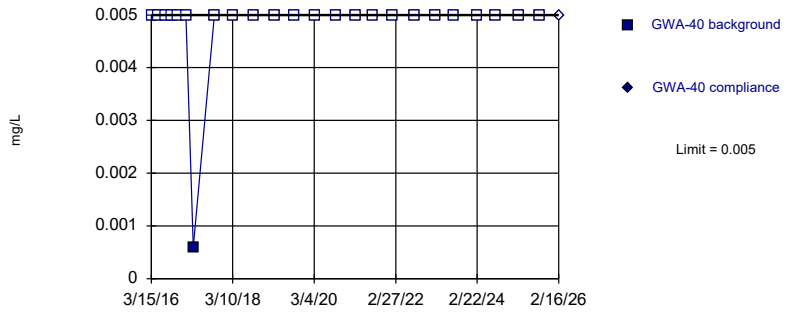

Non-parametric test used in lieu of parametric prediction limit because censored data exceeded 50%. Limit is highest of 24 background values. 95.83% NDs. Well-constituent pair annual alpha = 0.006238. Individual comparison alpha = 0.003124 (1 of 2).

Constituent: Nickel Analysis Run 6/8/2026 4:34 PM View: Appendix I Intrawell
Plant Bowen Client: Southern Company Data: Bowen 1, 2, 9, & 10

Sanitas™ v.10.1.06e Software licensed to Groundwater Stats Consulting. UG
Hollow symbols indicate censored values.

Within Limit

Prediction Limit

Intrawell Non-parametric

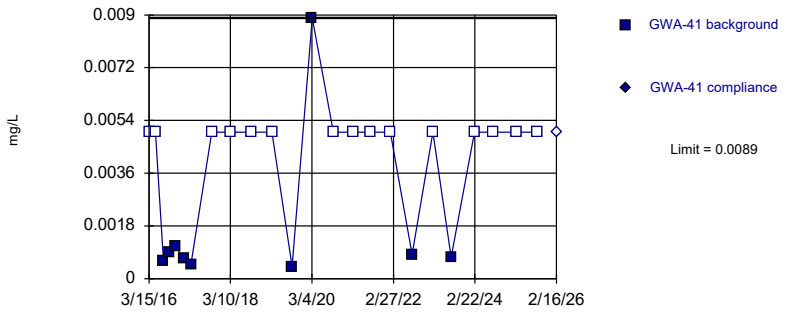

Non-parametric test used in lieu of parametric prediction limit because censored data exceeded 50%. Limit is highest of 24 background values. 62.5% NDs. Well-constituent pair annual alpha = 0.006238. Individual comparison alpha = 0.003124 (1 of 2).

Constituent: Nickel Analysis Run 6/8/2026 4:34 PM View: Appendix I Intrawell
Plant Bowen Client: Southern Company Data: Bowen 1, 2, 9, & 10

Sanitas™ v.10.1.06e Software licensed to Groundwater Stats Consulting. UG
Hollow symbols indicate censored values.

Within Limit

Prediction Limit

Intrawell Non-parametric

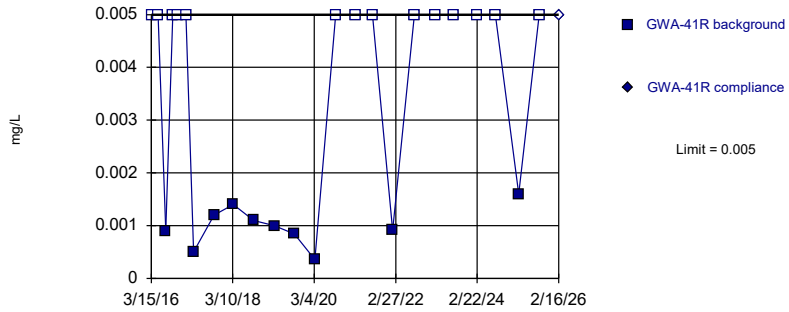

Non-parametric test used in lieu of parametric prediction limit because censored data exceeded 50%. Limit is highest of 24 background values. 58.33% NDs. Well-constituent pair annual alpha = 0.006238. Individual comparison alpha = 0.003124 (1 of 2).

Constituent: Nickel Analysis Run 6/8/2026 4:34 PM View: Appendix I Intrawell
Plant Bowen Client: Southern Company Data: Bowen 1, 2, 9, & 10

Sanitas™ v.10.1.06e Software licensed to Groundwater Stats Consulting. UG
Hollow symbols indicate censored values.

Within Limit

Prediction Limit

Intrawell Non-parametric

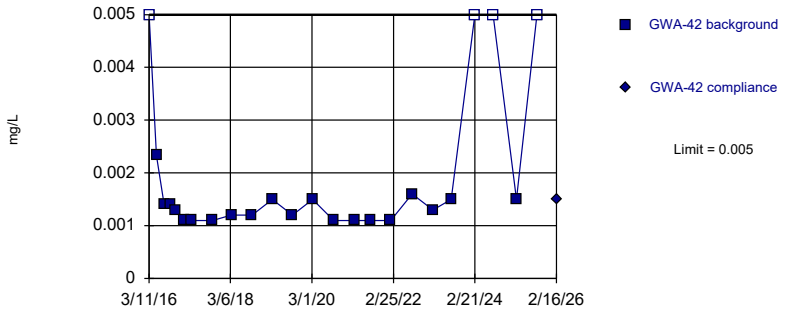

Non-parametric test used in lieu of parametric prediction limit because the Shapiro Wilk normality test showed the data to be non-normal at the 0.01 alpha level. Limit is highest of 24 background values. 16.67% NDs. Well-constituent pair annual alpha = 0.006238. Individual comparison alpha = 0.003124 (1 of 2).

Constituent: Nickel Analysis Run 6/8/2026 4:34 PM View: Appendix I Intrawell
Plant Bowen Client: Southern Company Data: Bowen 1, 2, 9, & 10

Sanitas™ v.10.1.06e Software licensed to Groundwater Stats Consulting. UG
Hollow symbols indicate censored values.

Within Limit

Prediction Limit

Intrawell Non-parametric

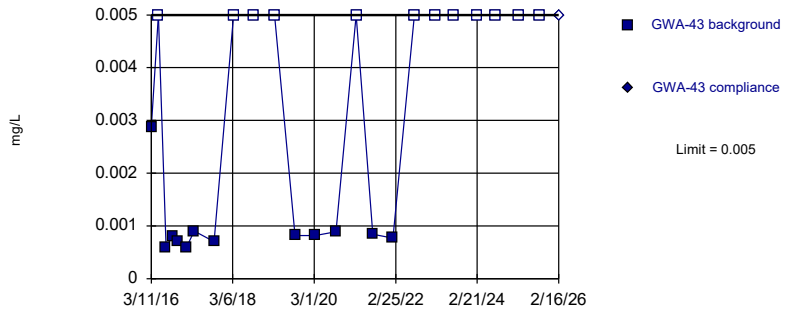

Non-parametric test used in lieu of parametric prediction limit because the Shapiro Wilk normality test showed the data to be non-normal at the 0.01 alpha level. Limit is highest of 24 background values. 50% NDs. Well-constituent pair annual alpha = 0.006238. Individual comparison alpha = 0.003124 (1 of 2).

Constituent: Nickel Analysis Run 6/8/2026 4:34 PM View: Appendix I Intrawell
Plant Bowen Client: Southern Company Data: Bowen 1, 2, 9, & 10

Sanitas™ v.10.1.06e Software licensed to Groundwater Stats Consulting. UG
Hollow symbols indicate censored values.

Within Limit

Prediction Limit

Intrawell Non-parametric

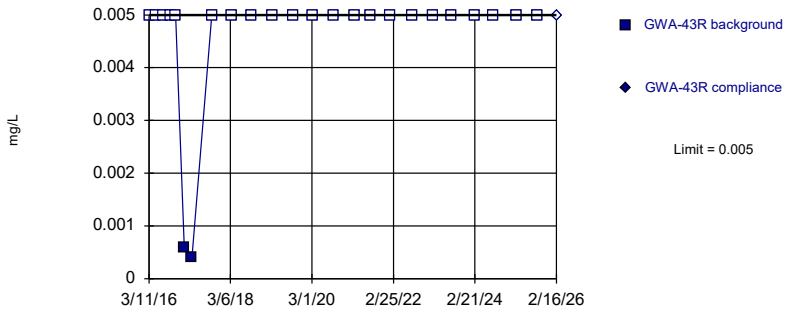

Non-parametric test used in lieu of parametric prediction limit because censored data exceeded 50%. Limit is highest of 24 background values. 91.67% NDs. Well-constituent pair annual alpha = 0.006238. Individual comparison alpha = 0.003124 (1 of 2).

Constituent: Nickel Analysis Run 6/8/2026 4:34 PM View: Appendix I Intrawell
Plant Bowen Client: Southern Company Data: Bowen 1, 2, 9, & 10

Sanitas™ v.10.1.06e Software licensed to Groundwater Stats Consulting. UG
Hollow symbols indicate censored values.

Within Limit

Prediction Limit

Intrawell Non-parametric

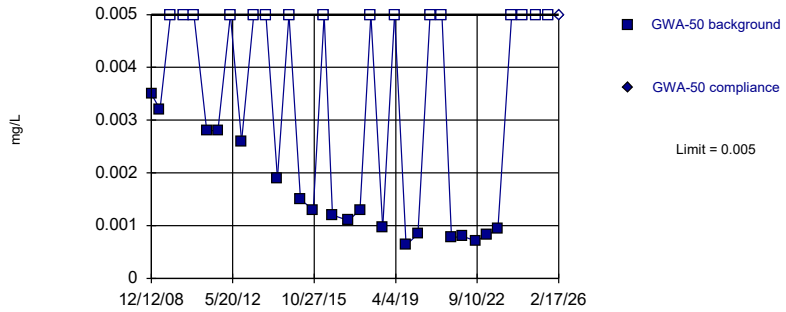

Non-parametric test used in lieu of parametric prediction limit because the Shapiro Wilk normality test showed the data to be non-normal at the 0.01 alpha level. Limit is highest of 35 background values. 45.71% NDs. Well-constituent pair annual alpha = 0.002991. Individual comparison alpha = 0.001497 (1 of 2).

Constituent: Nickel Analysis Run 6/8/2026 4:34 PM View: Appendix I Intrawell
Plant Bowen Client: Southern Company Data: Bowen 1, 2, 9, & 10

Sanitas™ v.10.1.06e Software licensed to Groundwater Stats Consulting. UG
Hollow symbols indicate censored values.

Within Limit

Prediction Limit

Intrawell Parametric

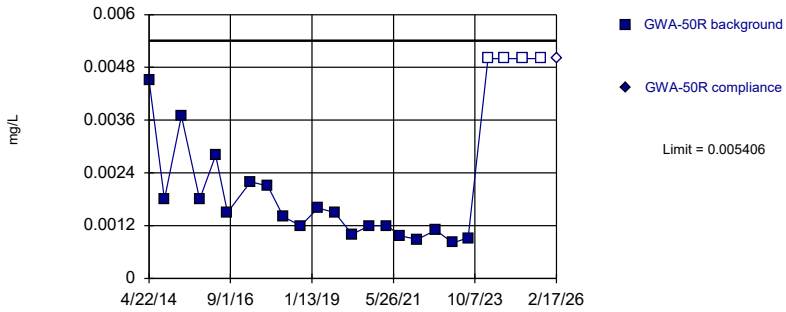

Background Data Summary (based on natural log transformation) (after Kaplan-Meier Adjustment): Mean=-6.559, Std. Dev.=0.4914, n=24, 16.67% NDs. Normality test: Shapiro Wilk @alpha = 0.01, calculated = 0.8875, critical = 0.884. Kappa = 2.725 (c=16, w=26, 1 of 2, event alpha = 0.05132). Report alpha = 0.0001266.

Constituent: Nickel Analysis Run 6/8/2026 4:34 PM View: Appendix I Intrawell
Plant Bowen Client: Southern Company Data: Bowen 1, 2, 9, & 10

Sanitas™ v.10.1.06e Software licensed to Groundwater Stats Consulting. UG

Within Limit

Prediction Limit

Intrawell Non-parametric

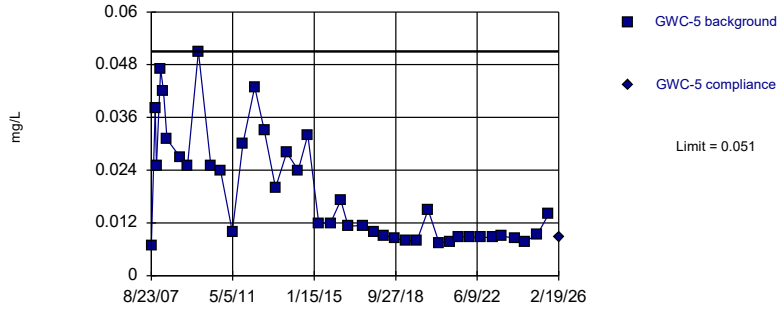

Non-parametric test used in lieu of parametric prediction limit because the Shapiro Wilk normality test showed the data to be non-normal at the 0.01 alpha level. Limit is highest of 41 background values. Well-constituent pair annual alpha = 0.002235. Individual comparison alpha = 0.001118 (1 of 2).

Constituent: Nickel Analysis Run 6/8/2026 4:35 PM View: Appendix I Intrawell
Plant Bowen Client: Southern Company Data: Bowen 1, 2, 9, & 10

Sanitas™ v.10.1.06e Software licensed to Groundwater Stats Consulting. UG
Hollow symbols indicate censored values.

Within Limit

Prediction Limit

Intrawell Non-parametric

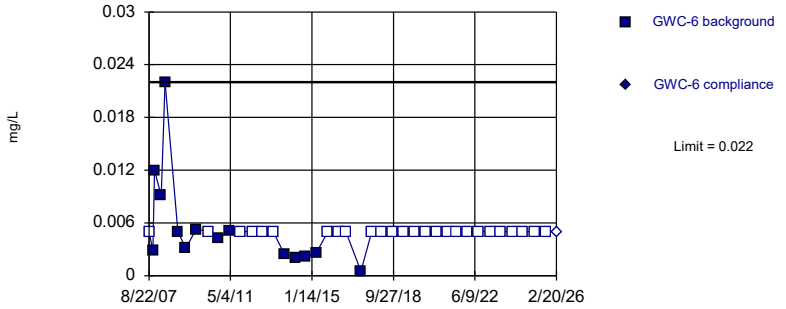

Non-parametric test used in lieu of parametric prediction limit because censored data exceeded 50%. Limit is highest of 40 background values. 65% NDs. Well-constituent pair annual alpha = 0.002316. Individual comparison alpha = 0.001159 (1 of 2).

Constituent: Nickel Analysis Run 6/8/2026 4:35 PM View: Appendix I Intrawell
Plant Bowen Client: Southern Company Data: Bowen 1, 2, 9, & 10

Sanitas™ v.10.1.06e Software licensed to Groundwater Stats Consulting. UG
Hollow symbols indicate censored values.

Within Limit

Prediction Limit

Intrawell Non-parametric

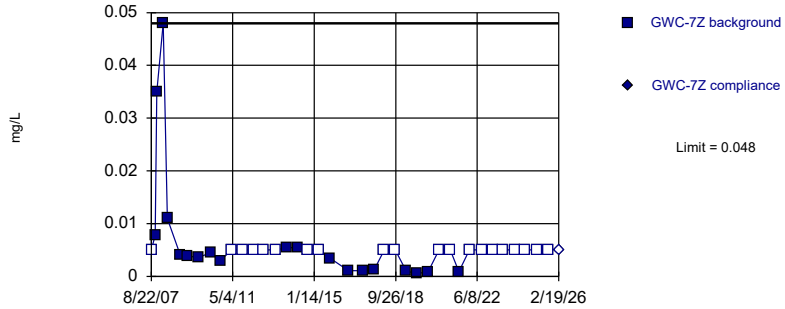

Non-parametric test used in lieu of parametric prediction limit because censored data exceeded 50%. Limit is highest of 39 background values. 51.28% NDs. Well-constituent pair annual alpha = 0.002451. Individual comparison alpha = 0.001226 (1 of 2).

Constituent: Nickel Analysis Run 6/8/2026 4:35 PM View: Appendix I Intrawell
Plant Bowen Client: Southern Company Data: Bowen 1, 2, 9, & 10

Sanitas™ v.10.1.06e Software licensed to Groundwater Stats Consulting. UG
Hollow symbols indicate censored values.

Within Limit

Prediction Limit

Intrawell Non-parametric

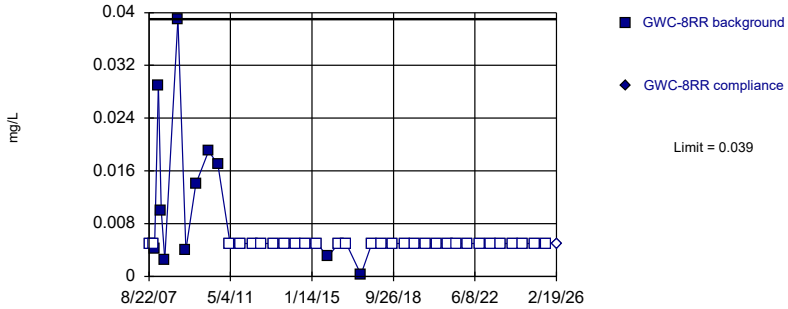

Non-parametric test used in lieu of parametric prediction limit because censored data exceeded 50%. Limit is highest of 41 background values. 73.17% NDs. Well-constituent pair annual alpha = 0.002235. Individual comparison alpha = 0.001118 (1 of 2).

Constituent: Nickel Analysis Run 6/8/2026 4:35 PM View: Appendix I Intrawell
Plant Bowen Client: Southern Company Data: Bowen 1, 2, 9, & 10

Sanitas™ v.10.1.06e Software licensed to Groundwater Stats Consulting. UG
Hollow symbols indicate censored values.

Within Limit

Prediction Limit

Intrawell Non-parametric

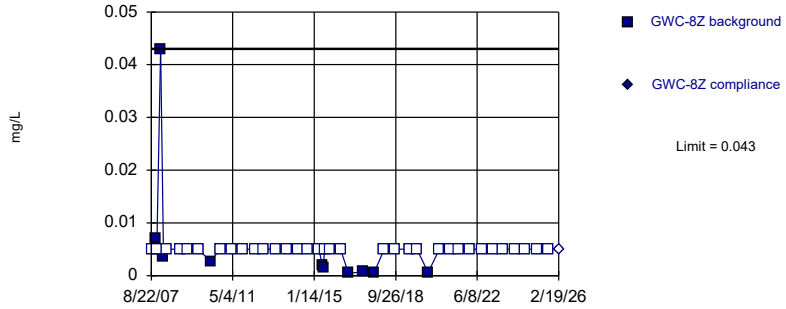

Non-parametric test used in lieu of parametric prediction limit because censored data exceeded 50%. Limit is highest of 44 background values. 77.27% NDs. Well-constituent pair annual alpha = 0.001992. Individual comparison alpha = 0.0009963 (1 of 2).

Constituent: Nickel Analysis Run 6/8/2026 4:35 PM View: Appendix I Intrawell
Plant Bowen Client: Southern Company Data: Bowen 1, 2, 9, & 10

Sanitas™ v.10.1.06e Software licensed to Groundwater Stats Consulting. UG
Hollow symbols indicate censored values.

Within Limit

Prediction Limit

Intrawell Non-parametric

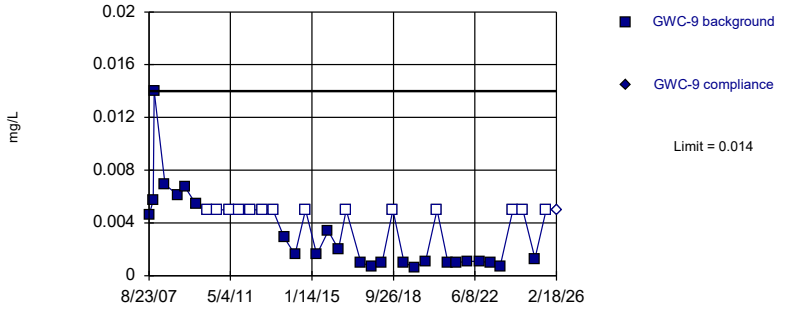

Non-parametric test used in lieu of parametric prediction limit because the Shapiro Wilk normality test showed the data to be non-normal at the 0.01 alpha level. Limit is highest of 39 background values. 35.9% NDs. Well-constituent pair annual alpha = 0.002451. Individual comparison alpha = 0.001226 (1 of 2).

Constituent: Nickel Analysis Run 6/8/2026 4:35 PM View: Appendix I Intrawell
Plant Bowen Client: Southern Company Data: Bowen 1, 2, 9, & 10

Sanitas™ v.10.1.06e Software licensed to Groundwater Stats Consulting. UG
Hollow symbols indicate censored values.

Within Limit

Prediction Limit

Intrawell Non-parametric

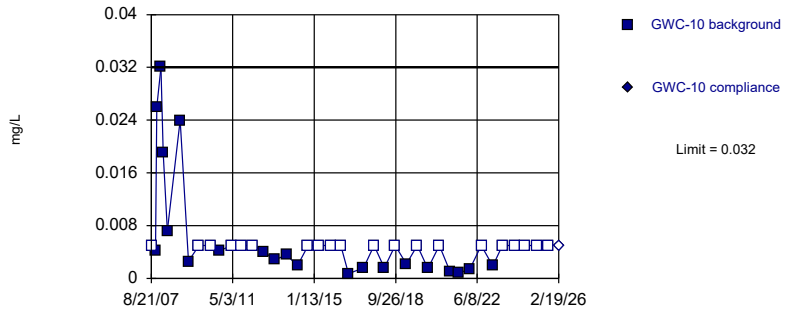

Non-parametric test used in lieu of parametric prediction limit because the Shapiro Wilk normality test showed the data to be non-normal at the 0.01 alpha level. Limit is highest of 41 background values. 48.78% NDs. Well-constituent pair annual alpha = 0.002235. Individual comparison alpha = 0.001118 (1 of 2).

Constituent: Nickel Analysis Run 6/8/2026 4:35 PM View: Appendix I Intrawell
Plant Bowen Client: Southern Company Data: Bowen 1, 2, 9, & 10

Sanitas™ v.10.1.06e Software licensed to Groundwater Stats Consulting. UG
Hollow symbols indicate censored values.

Within Limit

Prediction Limit

Intrawell Non-parametric

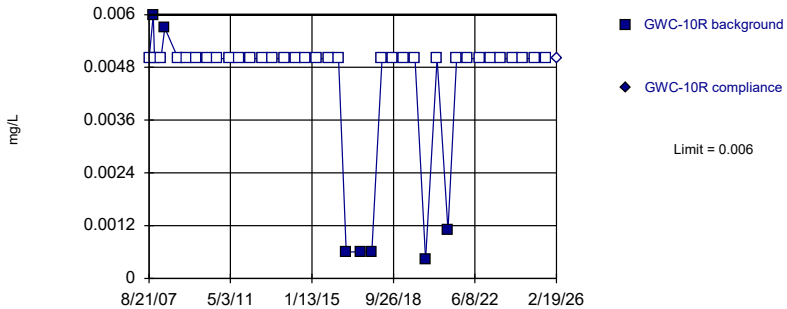

Non-parametric test used in lieu of parametric prediction limit because censored data exceeded 50%. Limit is highest of 40 background values. 82.5% NDs. Well-constituent pair annual alpha = 0.002316. Individual comparison alpha = 0.001159 (1 of 2).

Constituent: Nickel Analysis Run 6/8/2026 4:35 PM View: Appendix I Intrawell
Plant Bowen Client: Southern Company Data: Bowen 1, 2, 9, & 10

Sanitas™ v.10.1.06e Software licensed to Groundwater Stats Consulting. UG
Hollow symbols indicate censored values.
Within Limit

Prediction Limit

Intrawell Non-parametric

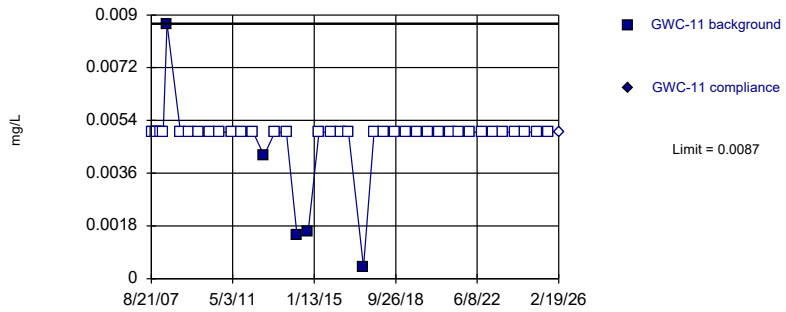

Non-parametric test used in lieu of parametric prediction limit because censored data exceeded 50%. Limit is highest of 41 background values. 87.8% NDs. Well-constituent pair annual alpha = 0.002235. Individual comparison alpha = 0.001118 (1 of 2).

Constituent: Nickel Analysis Run 6/8/2026 4:35 PM View: Appendix I Intrawell
Plant Bowen Client: Southern Company Data: Bowen 1, 2, 9, & 10

Sanitas™ v.10.1.06e Software licensed to Groundwater Stats Consulting. UG
Hollow symbols indicate censored values.
Within Limit

Prediction Limit

Intrawell Non-parametric

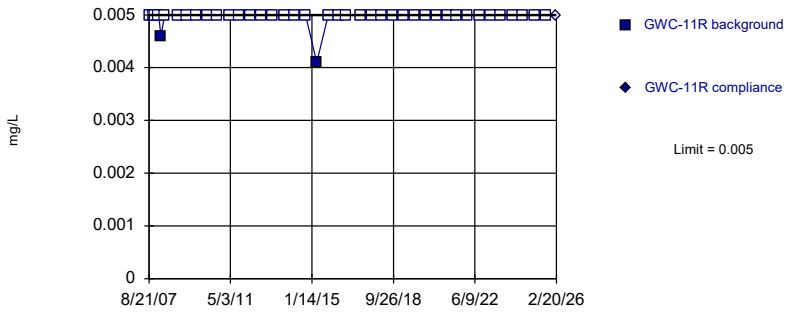

Non-parametric test used in lieu of parametric prediction limit because censored data exceeded 50%. Limit is highest of 41 background values. 95.12% NDs. Well-constituent pair annual alpha = 0.002235. Individual comparison alpha = 0.001118 (1 of 2).

Constituent: Nickel Analysis Run 6/8/2026 4:35 PM View: Appendix I Intrawell
Plant Bowen Client: Southern Company Data: Bowen 1, 2, 9, & 10

Sanitas™ v.10.1.06e Software licensed to Groundwater Stats Consulting. UG
Hollow symbols indicate censored values.
Within Limit

Prediction Limit

Intrawell Non-parametric

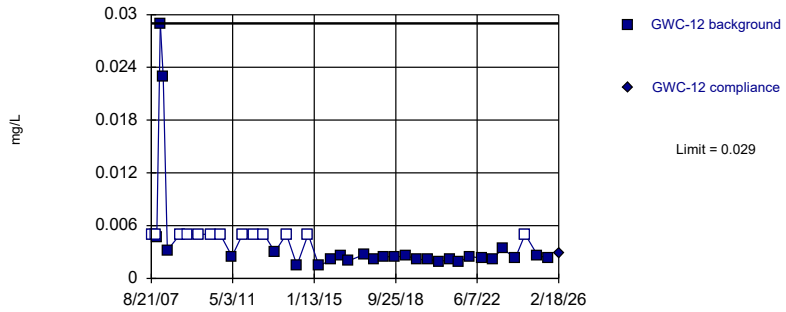

Non-parametric test used in lieu of parametric prediction limit because the Shapiro Wilk normality test showed the data to be non-normal at the 0.01 alpha level. Limit is highest of 41 background values. 31.71% NDs. Well-constituent pair annual alpha = 0.002235. Individual comparison alpha = 0.001118 (1 of 2).

Constituent: Nickel Analysis Run 6/8/2026 4:35 PM View: Appendix I Intrawell
Plant Bowen Client: Southern Company Data: Bowen 1, 2, 9, & 10

Sanitas™ v.10.1.06e Software licensed to Groundwater Stats Consulting. UG
Hollow symbols indicate censored values.
Within Limit

Prediction Limit

Intrawell Non-parametric

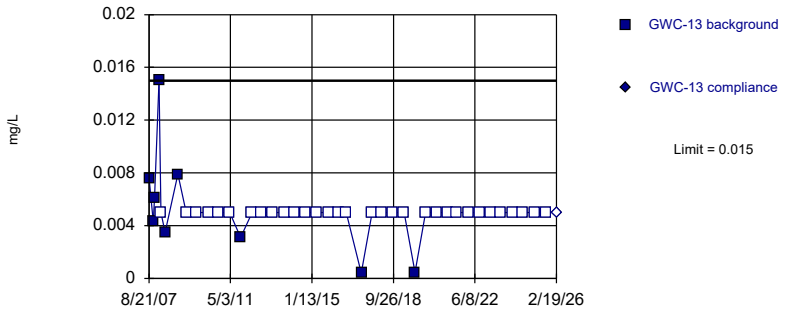

Non-parametric test used in lieu of parametric prediction limit because censored data exceeded 50%. Limit is highest of 41 background values. 78.05% NDs. Well-constituent pair annual alpha = 0.002235. Individual comparison alpha = 0.001118 (1 of 2).

Constituent: Nickel Analysis Run 6/8/2026 4:35 PM View: Appendix I Intrawell
Plant Bowen Client: Southern Company Data: Bowen 1, 2, 9, & 10

Sanitas™ v.10.1.06e Software licensed to Groundwater Stats Consulting. UG
Hollow symbols indicate censored values.

Within Limit

Prediction Limit

Intrawell Non-parametric

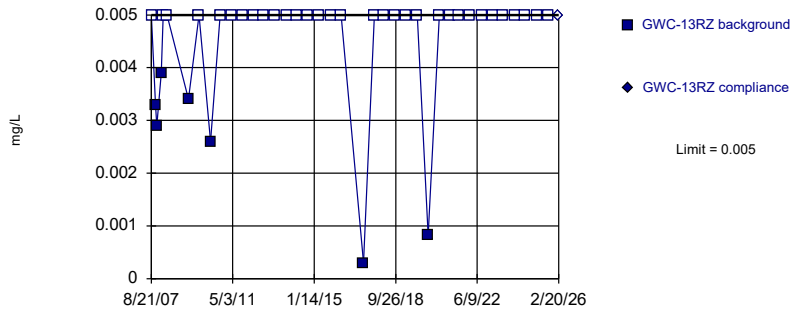

Non-parametric test used in lieu of parametric prediction limit because censored data exceeded 50%. Limit is highest of 39 background values. 82.05% NDs. Well-constituent pair annual alpha = 0.002451. Individual comparison alpha = 0.001226 (1 of 2).

Constituent: Nickel Analysis Run 6/8/2026 4:35 PM View: Appendix I Intrawell
Plant Bowen Client: Southern Company Data: Bowen 1, 2, 9, & 10

Sanitas™ v.10.1.06e Software licensed to Groundwater Stats Consulting. UG
Hollow symbols indicate censored values.

Within Limit

Prediction Limit

Intrawell Non-parametric

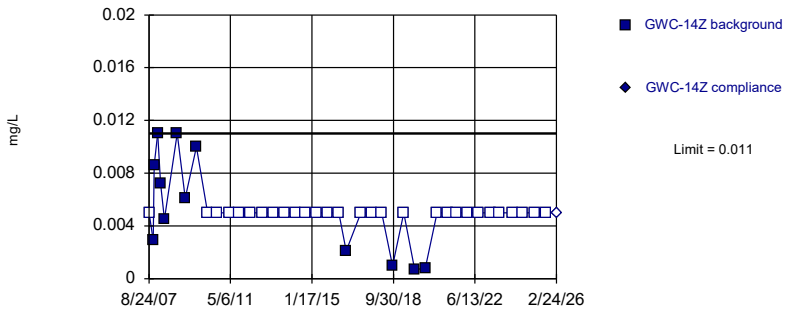

Non-parametric test used in lieu of parametric prediction limit because censored data exceeded 50%. Limit is highest of 41 background values. 70.73% NDs. Well-constituent pair annual alpha = 0.002235. Individual comparison alpha = 0.001118 (1 of 2).

Constituent: Nickel Analysis Run 6/8/2026 4:35 PM View: Appendix I Intrawell
Plant Bowen Client: Southern Company Data: Bowen 1, 2, 9, & 10

Sanitas™ v.10.1.06e Software licensed to Groundwater Stats Consulting. UG
Hollow symbols indicate censored values.

Within Limit

Prediction Limit

Intrawell Non-parametric

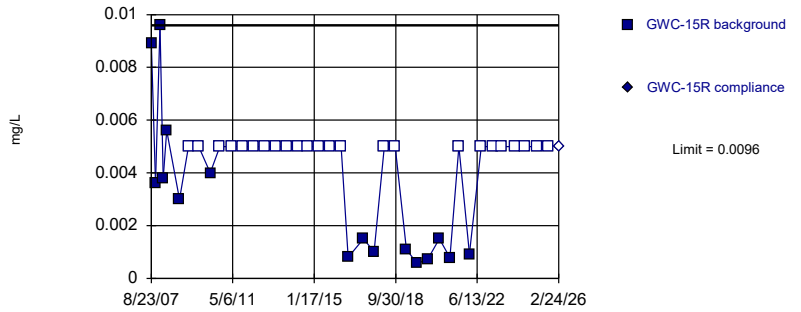

Non-parametric test used in lieu of parametric prediction limit because censored data exceeded 50%. Limit is highest of 40 background values. 60% NDs. Well-constituent pair annual alpha = 0.002316. Individual comparison alpha = 0.001159 (1 of 2).

Constituent: Nickel Analysis Run 6/8/2026 4:35 PM View: Appendix I Intrawell
Plant Bowen Client: Southern Company Data: Bowen 1, 2, 9, & 10

Sanitas™ v.10.1.06e Software licensed to Groundwater Stats Consulting. UG
Hollow symbols indicate censored values.

Within Limit

Prediction Limit

Intrawell Non-parametric

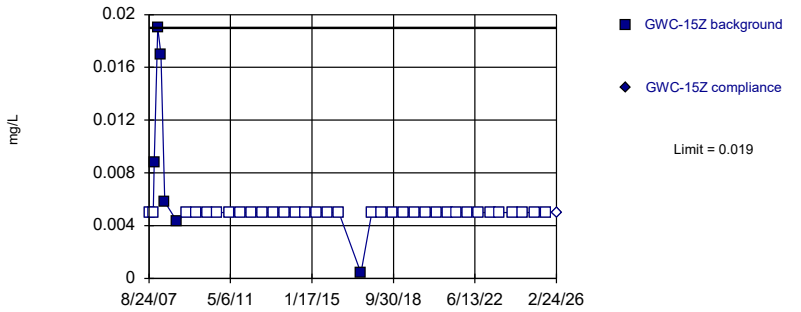

Non-parametric test used in lieu of parametric prediction limit because censored data exceeded 50%. Limit is highest of 40 background values. 85% NDs. Well-constituent pair annual alpha = 0.002316. Individual comparison alpha = 0.001159 (1 of 2).

Constituent: Nickel Analysis Run 6/8/2026 4:35 PM View: Appendix I Intrawell
Plant Bowen Client: Southern Company Data: Bowen 1, 2, 9, & 10

Sanitas™ v.10.1.06e Software licensed to Groundwater Stats Consulting. UG
Hollow symbols indicate censored values.
Within Limit

Prediction Limit

Intrawell Non-parametric

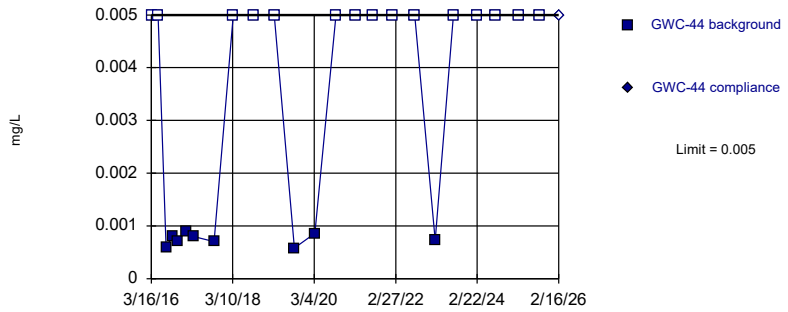

Non-parametric test used in lieu of parametric prediction limit because censored data exceeded 50%. Limit is highest of 24 background values. 62.5% NDs. Well-constituent pair annual alpha = 0.006238. Individual comparison alpha = 0.003124 (1 of 2).

Constituent: Nickel Analysis Run 6/8/2026 4:35 PM View: Appendix I Intrawell
Plant Bowen Client: Southern Company Data: Bowen 1, 2, 9, & 10

Sanitas™ v.10.1.06e Software licensed to Groundwater Stats Consulting. UG
Hollow symbols indicate censored values.
Within Limit

Prediction Limit

Intrawell Non-parametric

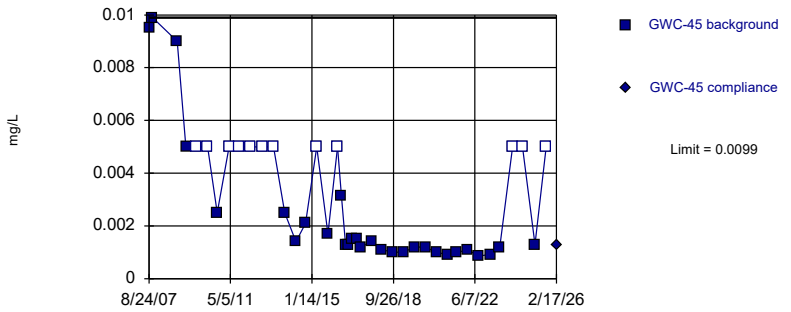

Non-parametric test used in lieu of parametric prediction limit because the Shapiro Wilk normality test showed the data to be non-normal at the 0.01 alpha level. Limit is highest of 41 background values. 29.27% NDs. Well-constituent pair annual alpha = 0.002235. Individual comparison alpha = 0.001118 (1 of 2).

Constituent: Nickel Analysis Run 6/8/2026 4:35 PM View: Appendix I Intrawell
Plant Bowen Client: Southern Company Data: Bowen 1, 2, 9, & 10

Sanitas™ v.10.1.06e Software licensed to Groundwater Stats Consulting. UG
Hollow symbols indicate censored values.
Within Limit

Prediction Limit

Intrawell Non-parametric

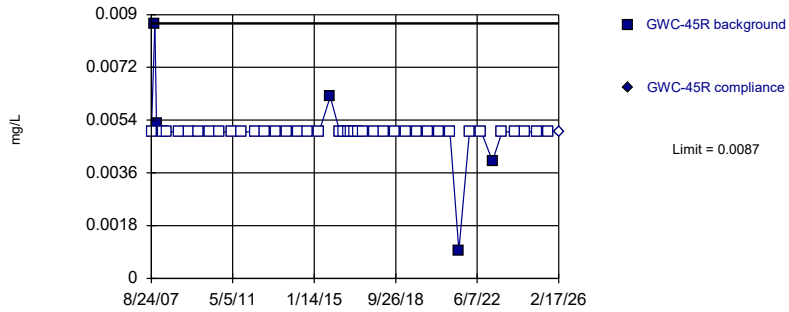

Non-parametric test used in lieu of parametric prediction limit because censored data exceeded 50%. Limit is highest of 44 background values. 88.64% NDs. Well-constituent pair annual alpha = 0.001992. Individual comparison alpha = 0.0009963 (1 of 2).

Constituent: Nickel Analysis Run 6/8/2026 4:35 PM View: Appendix I Intrawell
Plant Bowen Client: Southern Company Data: Bowen 1, 2, 9, & 10

Sanitas™ v.10.1.06e Software licensed to Groundwater Stats Consulting. UG
Hollow symbols indicate censored values.
Within Limit

Prediction Limit

Intrawell Non-parametric

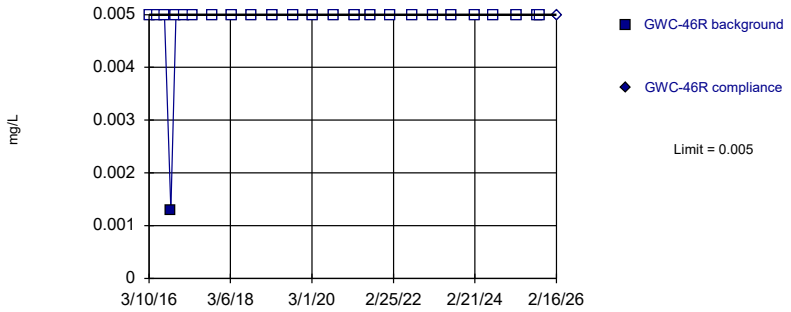

Non-parametric test used in lieu of parametric prediction limit because censored data exceeded 50%. Limit is highest of 25 background values. 96% NDs. Well-constituent pair annual alpha = 0.005656. Individual comparison alpha = 0.002832 (1 of 2).

Constituent: Nickel Analysis Run 6/8/2026 4:35 PM View: Appendix I Intrawell
Plant Bowen Client: Southern Company Data: Bowen 1, 2, 9, & 10

Sanitas™ v.10.1.06e Software licensed to Groundwater Stats Consulting. UG
Hollow symbols indicate censored values.

Within Limit

Prediction Limit

Intrawell Non-parametric

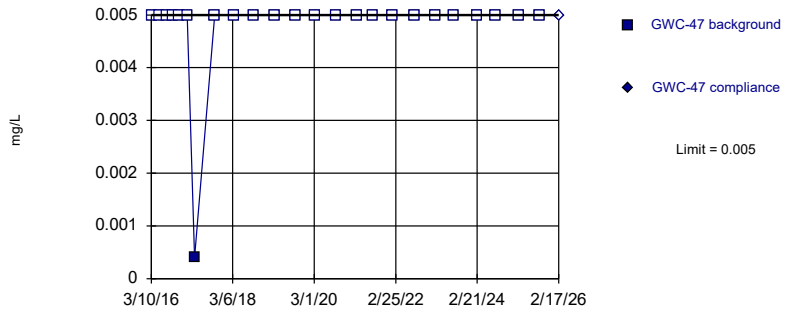

Non-parametric test used in lieu of parametric prediction limit because censored data exceeded 50%. Limit is highest of 24 background values. 95.83% NDs. Well-constituent pair annual alpha = 0.006238. Individual comparison alpha = 0.003124 (1 of 2).

Constituent: Nickel Analysis Run 6/8/2026 4:35 PM View: Appendix I Intrawell
Plant Bowen Client: Southern Company Data: Bowen 1, 2, 9, & 10

Sanitas™ v.10.1.06e Software licensed to Groundwater Stats Consulting. UG
Hollow symbols indicate censored values.

Within Limit

Prediction Limit

Intrawell Non-parametric

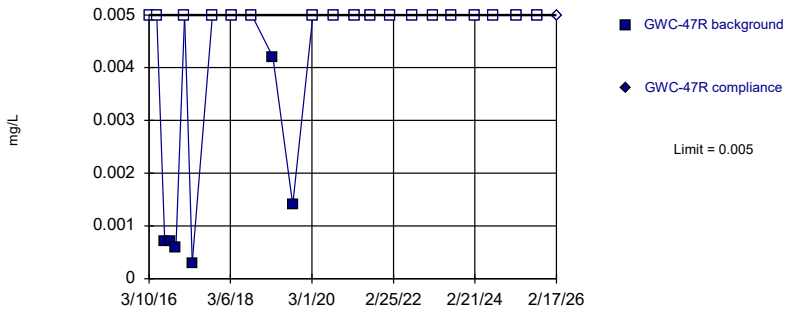

Non-parametric test used in lieu of parametric prediction limit because censored data exceeded 50%. Limit is highest of 24 background values. 75% NDs. Well-constituent pair annual alpha = 0.006238. Individual comparison alpha = 0.003124 (1 of 2).

Constituent: Nickel Analysis Run 6/8/2026 4:35 PM View: Appendix I Intrawell
Plant Bowen Client: Southern Company Data: Bowen 1, 2, 9, & 10

Sanitas™ v.10.1.06e Software licensed to Groundwater Stats Consulting. UG
Hollow symbols indicate censored values.

Within Limit

Prediction Limit

Intrawell Parametric

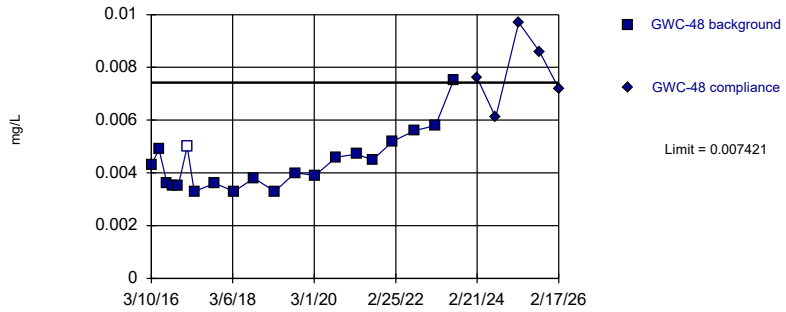

Background Data Summary: Mean=0.004395, Std. Dev.=0.001069, n=20, 5% NDs. Normality test: Shapiro Wilk @alpha = 0.01, calculated = 0.8756, critical = 0.868. Kappa = 2.832 (c=16, w=26, 1 of 2, event alpha = 0.05132). Report alpha = 0.0001266.

Constituent: Nickel Analysis Run 6/8/2026 4:35 PM View: Appendix I Intrawell
Plant Bowen Client: Southern Company Data: Bowen 1, 2, 9, & 10

Sanitas™ v.10.1.06e Software licensed to Groundwater Stats Consulting. UG
Hollow symbols indicate censored values.

Within Limit

Prediction Limit

Intrawell Non-parametric

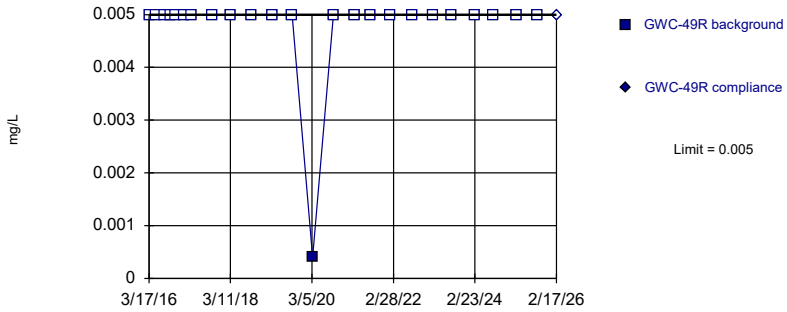

Non-parametric test used in lieu of parametric prediction limit because censored data exceeded 50%. Limit is highest of 24 background values. 95.83% NDs. Well-constituent pair annual alpha = 0.006238. Individual comparison alpha = 0.003124 (1 of 2).

Constituent: Nickel Analysis Run 6/8/2026 4:35 PM View: Appendix I Intrawell
Plant Bowen Client: Southern Company Data: Bowen 1, 2, 9, & 10

Sanitas™ v.10.1.06e Software licensed to Groundwater Stats Consulting. UG
Hollow symbols indicate censored values.

Within Limit

Prediction Limit

Intrawell Parametric

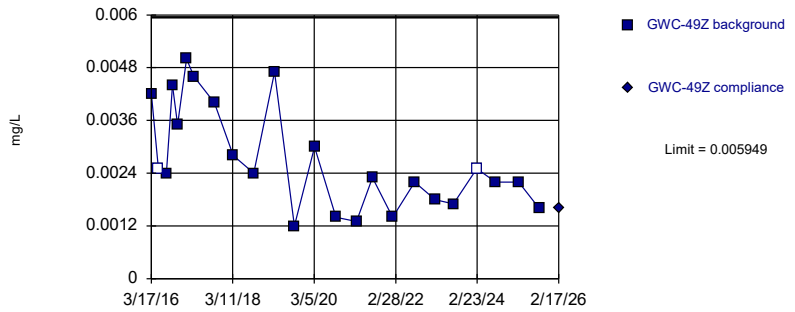

Background Data Summary: Mean=0.002721, Std. Dev.=0.001184, n=24, 8.333% NDs. Normality test: Shapiro Wilk @alpha = 0.01, calculated = 0.9039, critical = 0.884. Kappa = 2.725 (c=16, w=26, 1 of 2, event alpha = 0.05132). Report alpha = 0.0001266.

Constituent: Nickel Analysis Run 6/8/2026 4:35 PM View: Appendix I Intrawell
Plant Bowen Client: Southern Company Data: Bowen 1, 2, 9, & 10

Sanitas™ v.10.1.06e Software licensed to Groundwater Stats Consulting. UG
Hollow symbols indicate censored values.

Within Limit

Prediction Limit

Intrawell Non-parametric

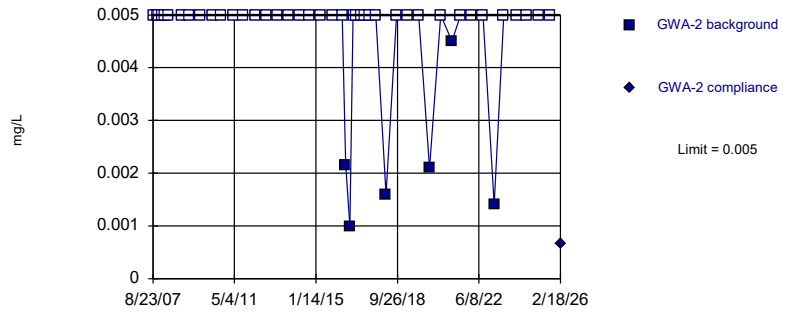

Non-parametric test used in lieu of parametric prediction limit because censored data exceeded 50%. Limit is highest of 46 background values. 86.96% NDs. Well-constituent pair annual alpha = 0.001829. Individual comparison alpha = 0.0009151 (1 of 2).

Constituent: Selenium Analysis Run 6/8/2026 4:35 PM View: Appendix I Intrawell
Plant Bowen Client: Southern Company Data: Bowen 1, 2, 9, & 10

Sanitas™ v.10.1.06e Software licensed to Groundwater Stats Consulting. UG
Hollow symbols indicate censored values.

Within Limit

Prediction Limit

Intrawell Non-parametric

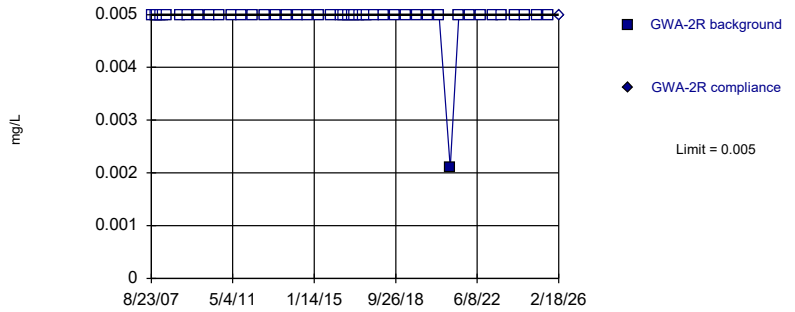

Non-parametric test used in lieu of parametric prediction limit because censored data exceeded 50%. Limit is highest of 46 background values. 97.83% NDs. Well-constituent pair annual alpha = 0.001829. Individual comparison alpha = 0.0009151 (1 of 2).

Constituent: Selenium Analysis Run 6/8/2026 4:35 PM View: Appendix I Intrawell
Plant Bowen Client: Southern Company Data: Bowen 1, 2, 9, & 10

Sanitas™ v.10.1.06e Software licensed to Groundwater Stats Consulting. UG
Hollow symbols indicate censored values.

Within Limit

Prediction Limit

Intrawell Non-parametric

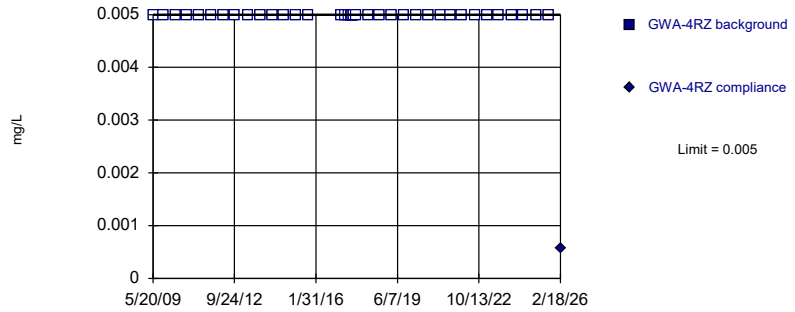

Non-parametric test used in lieu of parametric prediction limit because censored data exceeded 50%. All background values (n = 39) were censored; limit is most recent reporting limit. Well-constituent pair annual alpha = 0.002451. Individual comparison alpha = 0.001226 (1 of 2).

Constituent: Selenium Analysis Run 6/8/2026 4:35 PM View: Appendix I Intrawell
Plant Bowen Client: Southern Company Data: Bowen 1, 2, 9, & 10

Sanitas™ v.10.1.06e Software licensed to Groundwater Stats Consulting. UG
Hollow symbols indicate censored values.

Within Limit

Prediction Limit

Intrawell Non-parametric

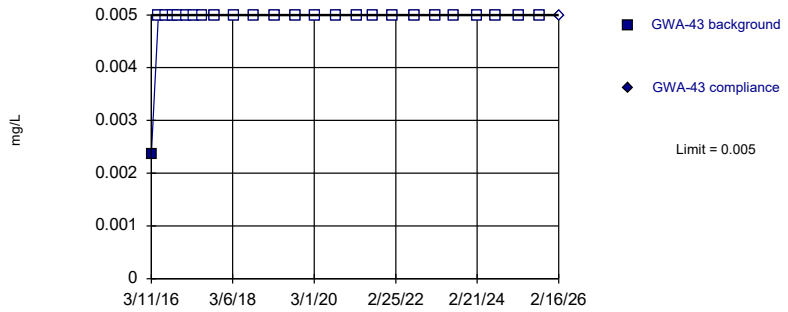

Non-parametric test used in lieu of parametric prediction limit because censored data exceeded 50%. Limit is highest of 25 background values. 96% NDs. Well-constituent pair annual alpha = 0.005656. Individual comparison alpha = 0.002832 (1 of 2).

Constituent: Selenium Analysis Run 6/8/2026 4:35 PM View: Appendix I Intrawell
Plant Bowen Client: Southern Company Data: Bowen 1, 2, 9, & 10

Sanitas™ v.10.1.06e Software licensed to Groundwater Stats Consulting. UG
Hollow symbols indicate censored values.

Within Limit

Prediction Limit

Intrawell Non-parametric

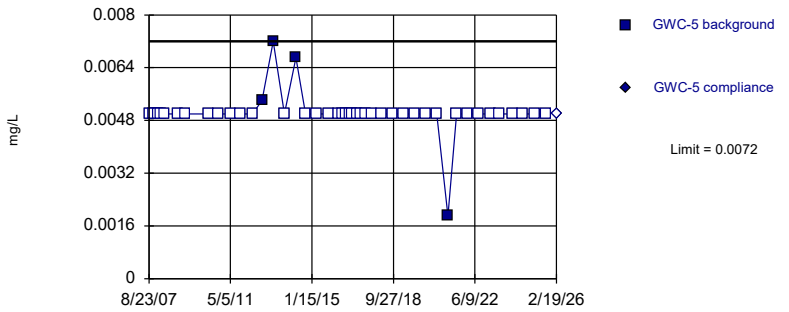

Non-parametric test used in lieu of parametric prediction limit because censored data exceeded 50%. Limit is highest of 45 background values. 91.11% NDs. Well-constituent pair annual alpha = 0.001911. Individual comparison alpha = 0.0009557 (1 of 2).

Constituent: Selenium Analysis Run 6/8/2026 4:35 PM View: Appendix I Intrawell
Plant Bowen Client: Southern Company Data: Bowen 1, 2, 9, & 10

Sanitas™ v.10.1.06e Software licensed to Groundwater Stats Consulting. UG
Hollow symbols indicate censored values.

Within Limit

Prediction Limit

Intrawell Non-parametric

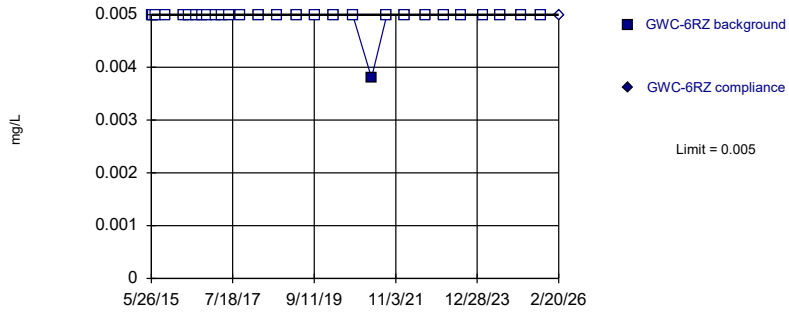

Non-parametric test used in lieu of parametric prediction limit because censored data exceeded 50%. Limit is highest of 29 background values. 96.55% NDs. Well-constituent pair annual alpha = 0.00434. Individual comparison alpha = 0.002172 (1 of 2).

Constituent: Selenium Analysis Run 6/8/2026 4:35 PM View: Appendix I Intrawell
Plant Bowen Client: Southern Company Data: Bowen 1, 2, 9, & 10

Sanitas™ v.10.1.06e Software licensed to Groundwater Stats Consulting. UG
Hollow symbols indicate censored values.

Within Limit

Prediction Limit

Intrawell Non-parametric

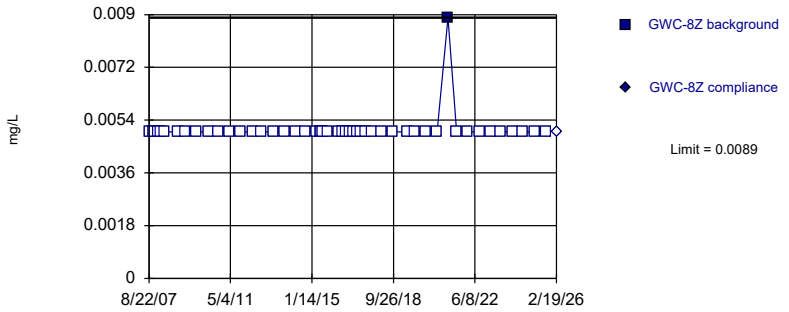

Non-parametric test used in lieu of parametric prediction limit because censored data exceeded 50%. Limit is highest of 49 background values. 97.96% NDs. Well-constituent pair annual alpha = 0.001586. Individual comparison alpha = 0.0007934 (1 of 2).

Constituent: Selenium Analysis Run 6/8/2026 4:35 PM View: Appendix I Intrawell
Plant Bowen Client: Southern Company Data: Bowen 1, 2, 9, & 10

Sanitas™ v.10.1.06e Software licensed to Groundwater Stats Consulting. UG
Hollow symbols indicate censored values.

Within Limit

Prediction Limit

Intrawell Non-parametric

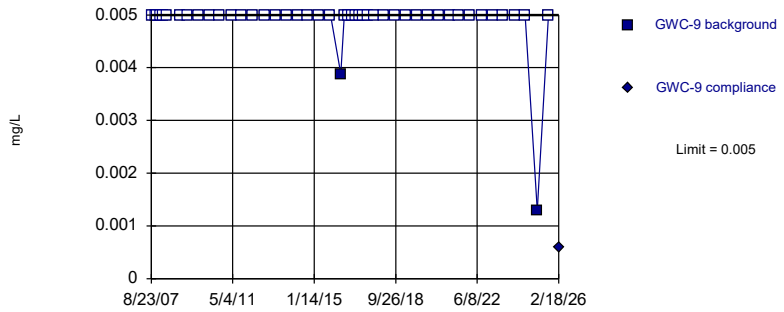

Non-parametric test used in lieu of parametric prediction limit because censored data exceeded 50%. Limit is highest of 46 background values. 95.65% NDs. Well-constituent pair annual alpha = 0.001829. Individual comparison alpha = 0.0009151 (1 of 2).

Constituent: Selenium Analysis Run 6/8/2026 4:35 PM View: Appendix I Intrawell
Plant Bowen Client: Southern Company Data: Bowen 1, 2, 9, & 10

Sanitas™ v.10.1.06e Software licensed to Groundwater Stats Consulting. UG
Hollow symbols indicate censored values.

Within Limit

Prediction Limit

Intrawell Non-parametric

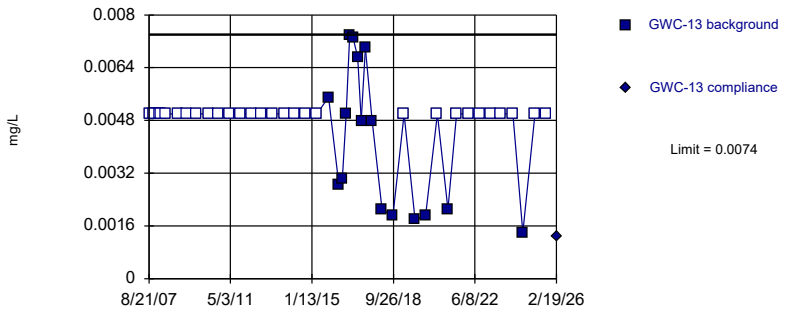

Non-parametric test used in lieu of parametric prediction limit because censored data exceeded 50%. Limit is highest of 46 background values. 65.22% NDs. Well-constituent pair annual alpha = 0.001829. Individual comparison alpha = 0.0009151 (1 of 2).

Constituent: Selenium Analysis Run 6/8/2026 4:35 PM View: Appendix I Intrawell
Plant Bowen Client: Southern Company Data: Bowen 1, 2, 9, & 10

Sanitas™ v.10.1.06e Software licensed to Groundwater Stats Consulting. UG
Hollow symbols indicate censored values.

Within Limit

Prediction Limit

Intrawell Non-parametric

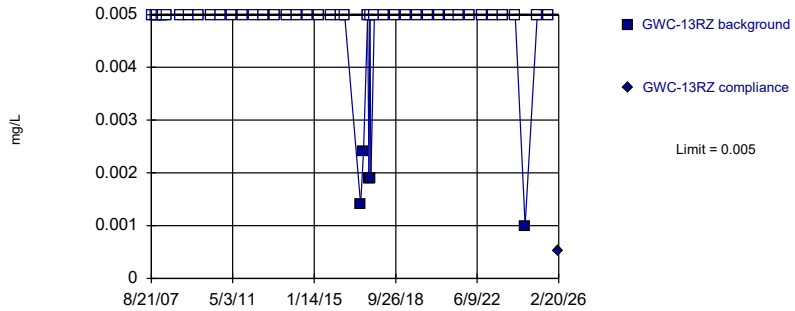

Non-parametric test used in lieu of parametric prediction limit because censored data exceeded 50%. Limit is highest of 46 background values. 89.13% NDs. Well-constituent pair annual alpha = 0.001829. Individual comparison alpha = 0.0009151 (1 of 2).

Constituent: Selenium Analysis Run 6/8/2026 4:35 PM View: Appendix I Intrawell
Plant Bowen Client: Southern Company Data: Bowen 1, 2, 9, & 10

Sanitas™ v.10.1.06e Software licensed to Groundwater Stats Consulting. UG
Hollow symbols indicate censored values.

Within Limit

Prediction Limit

Intrawell Non-parametric

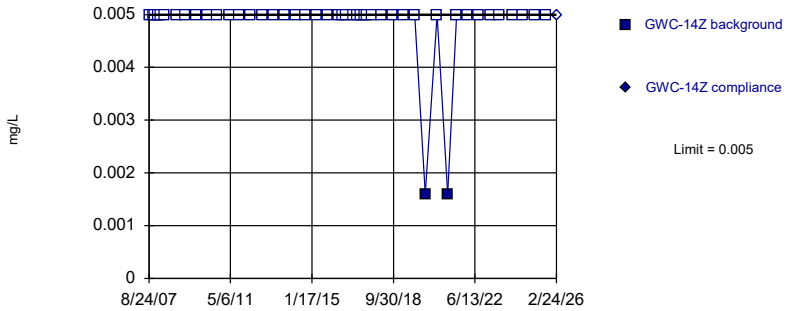

Non-parametric test used in lieu of parametric prediction limit because censored data exceeded 50%. Limit is highest of 46 background values. 95.65% NDs. Well-constituent pair annual alpha = 0.001829. Individual comparison alpha = 0.0009151 (1 of 2).

Constituent: Selenium Analysis Run 6/8/2026 4:35 PM View: Appendix I Intrawell
Plant Bowen Client: Southern Company Data: Bowen 1, 2, 9, & 10

Sanitas™ v.10.1.06e Software licensed to Groundwater Stats Consulting. UG
Hollow symbols indicate censored values.

Within Limit

Prediction Limit

Intrawell Non-parametric

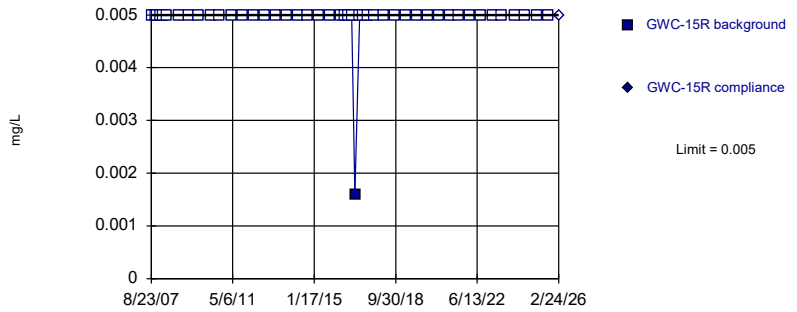

Non-parametric test used in lieu of parametric prediction limit because censored data exceeded 50%. Limit is highest of 46 background values. 97.83% NDs. Well-constituent pair annual alpha = 0.001829. Individual comparison alpha = 0.0009151 (1 of 2).

Constituent: Selenium Analysis Run 6/8/2026 4:35 PM View: Appendix I Intrawell
Plant Bowen Client: Southern Company Data: Bowen 1, 2, 9, & 10

Sanitas™ v.10.1.06e Software licensed to Groundwater Stats Consulting. UG
Hollow symbols indicate censored values.

Within Limit

Prediction Limit

Intrawell Non-parametric

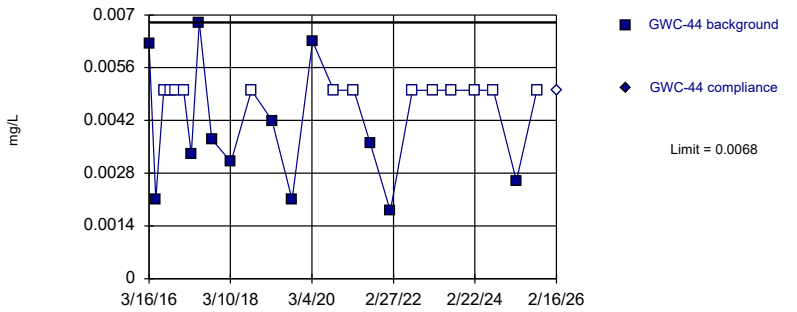

Non-parametric test used in lieu of parametric prediction limit because censored data exceeded 50%. Limit is highest of 25 background values. 52% NDs. Well-constituent pair annual alpha = 0.005656. Individual comparison alpha = 0.002832 (1 of 2).

Constituent: Selenium Analysis Run 6/8/2026 4:35 PM View: Appendix I Intrawell
Plant Bowen Client: Southern Company Data: Bowen 1, 2, 9, & 10

Sanitas™ v.10.1.06e Software licensed to Groundwater Stats Consulting. UG
Hollow symbols indicate censored values.

Within Limit

Prediction Limit

Intrawell Non-parametric

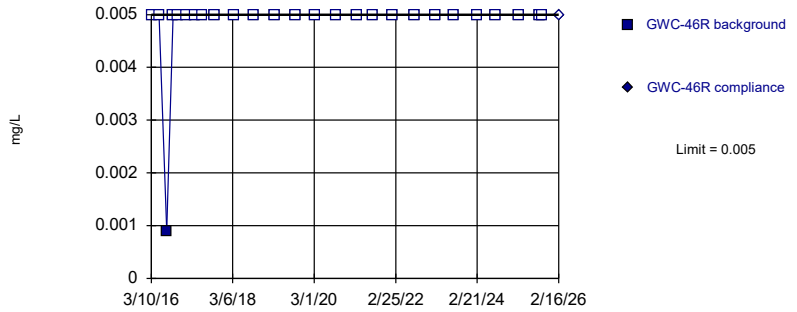

Non-parametric test used in lieu of parametric prediction limit because censored data exceeded 50%. Limit is highest of 26 background values. 96.15% NDs. Well-constituent pair annual alpha = 0.005327. Individual comparison alpha = 0.002667 (1 of 2).

Constituent: Selenium Analysis Run 6/8/2026 4:35 PM View: Appendix I Intrawell
Plant Bowen Client: Southern Company Data: Bowen 1, 2, 9, & 10

Sanitas™ v.10.1.06e Software licensed to Groundwater Stats Consulting. UG
Hollow symbols indicate censored values.

Within Limit

Prediction Limit

Intrawell Non-parametric

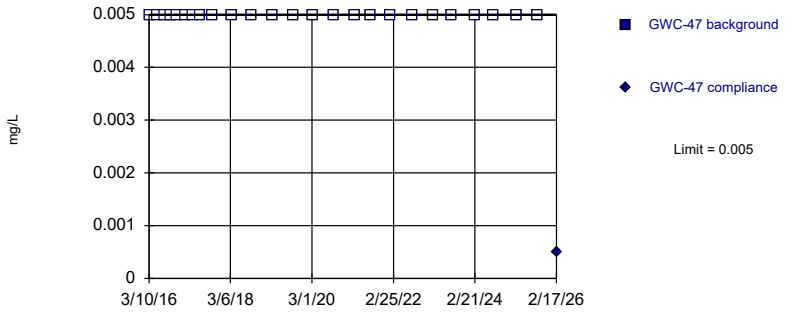

Non-parametric test used in lieu of parametric prediction limit because censored data exceeded 50%. All background values (n = 25) were censored; limit is most recent reporting limit. Well-constituent pair annual alpha = 0.005656. Individual comparison alpha = 0.002832 (1 of 2).

Constituent: Selenium Analysis Run 6/8/2026 4:35 PM View: Appendix I Intrawell
Plant Bowen Client: Southern Company Data: Bowen 1, 2, 9, & 10

Sanitas™ v.10.1.06e Software licensed to Groundwater Stats Consulting. UG
Hollow symbols indicate censored values.

Within Limit

Prediction Limit

Intrawell Non-parametric

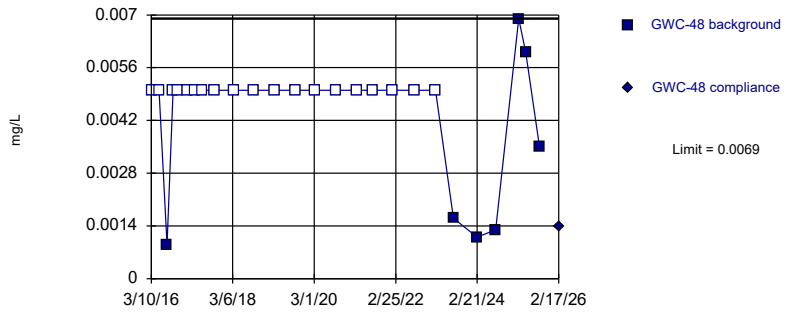

Non-parametric test used in lieu of parametric prediction limit because censored data exceeded 50%. Limit is highest of 26 background values. 73.08% NDs. Well-constituent pair annual alpha = 0.005327. Individual comparison alpha = 0.002667 (1 of 2).

Constituent: Selenium Analysis Run 6/8/2026 4:35 PM View: Appendix I Intrawell
Plant Bowen Client: Southern Company Data: Bowen 1, 2, 9, & 10

Sanitas™ v.10.1.06e Software licensed to Groundwater Stats Consulting. UG
Hollow symbols indicate censored values.

Within Limit

Prediction Limit

Intrawell Non-parametric

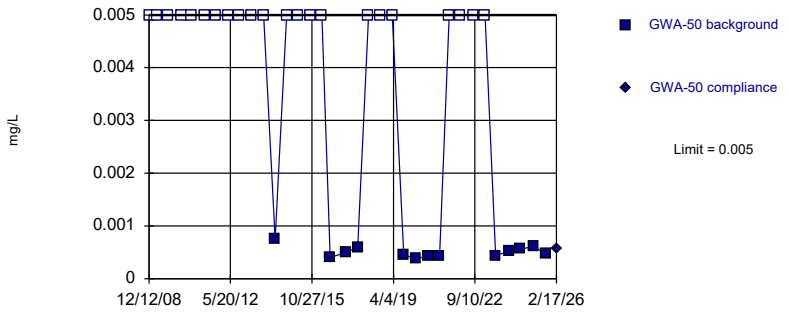

Non-parametric test used in lieu of parametric prediction limit because censored data exceeded 50%. Limit is highest of 35 background values. 62.86% NDs. Well-constituent pair annual alpha = 0.002991. Individual comparison alpha = 0.001497 (1 of 2).

Constituent: Silver Analysis Run 6/8/2026 4:35 PM View: Appendix I Intrawell
Plant Bowen Client: Southern Company Data: Bowen 1, 2, 9, & 10

Sanitas™ v.10.1.06e Software licensed to Groundwater Stats Consulting. UG
Hollow symbols indicate censored values.

Within Limit

Prediction Limit

Intrawell Parametric

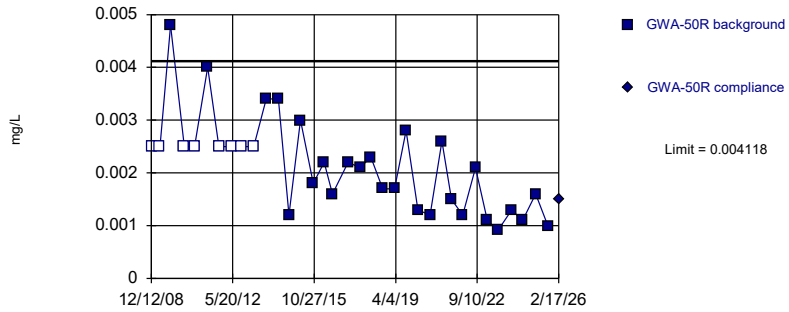

Background Data Summary (after Kaplan-Meier Adjustment): Mean=0.001728, Std. Dev.=0.0009331, n=35, 22.86% NDs. Normality test: Shapiro Wilk @alpha = 0.01, calculated = 0.9244, critical = 0.91. Kappa = 2.562 (c=16, w=26, 1 of 2, event alpha = 0.05132). Report alpha = 0.0001266.

Constituent: Silver Analysis Run 6/8/2026 4:35 PM View: Appendix I Intrawell
Plant Bowen Client: Southern Company Data: Bowen 1, 2, 9, & 10

Sanitas™ v.10.1.06e Software licensed to Groundwater Stats Consulting. UG
Hollow symbols indicate censored values.

Within Limit

Prediction Limit

Intrawell Non-parametric

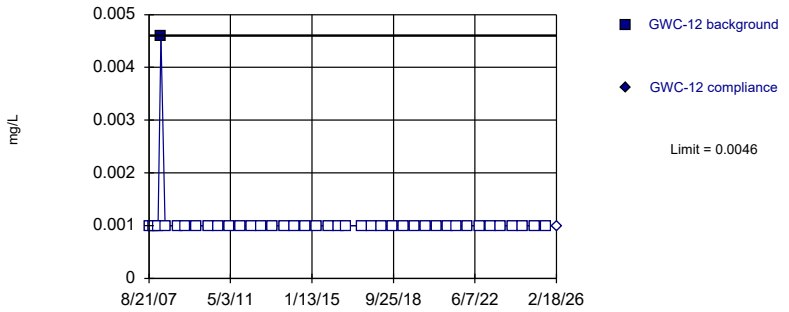

Non-parametric test used in lieu of parametric prediction limit because censored data exceeded 50%. Limit is highest of 41 background values. 97.56% NDs. Well-constituent pair annual alpha = 0.002235. Individual comparison alpha = 0.001118 (1 of 2).

Constituent: Silver Analysis Run 6/8/2026 4:35 PM View: Appendix I Intrawell
Plant Bowen Client: Southern Company Data: Bowen 1, 2, 9, & 10

Sanitas™ v.10.1.06e Software licensed to Groundwater Stats Consulting. UG
Hollow symbols indicate censored values.

Within Limit

Prediction Limit

Intrawell Non-parametric

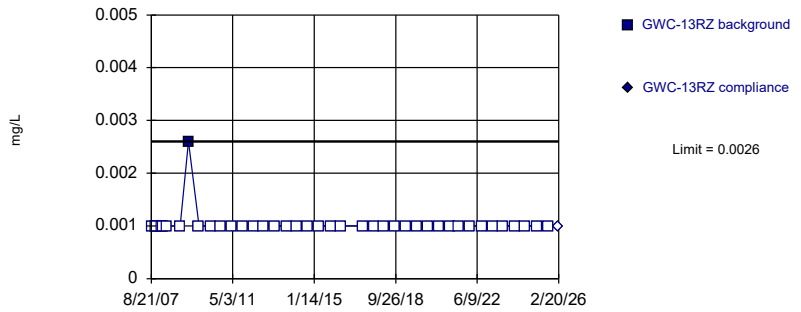

Non-parametric test used in lieu of parametric prediction limit because censored data exceeded 50%. Limit is highest of 40 background values. 97.5% NDs. Well-constituent pair annual alpha = 0.002316. Individual comparison alpha = 0.001159 (1 of 2).

Constituent: Silver Analysis Run 6/8/2026 4:35 PM View: Appendix I Intrawell
Plant Bowen Client: Southern Company Data: Bowen 1, 2, 9, & 10

Sanitas™ v.10.1.06e Software licensed to Groundwater Stats Consulting. UG
Hollow symbols indicate censored values.

Within Limit

Prediction Limit

Intrawell Non-parametric

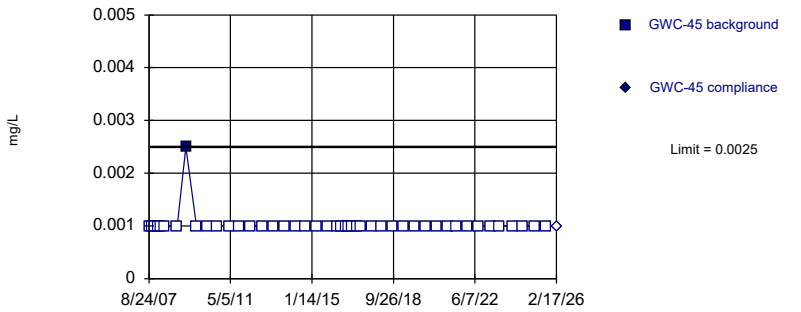

Non-parametric test used in lieu of parametric prediction limit because censored data exceeded 50%. Limit is highest of 45 background values. 97.78% NDs. Well-constituent pair annual alpha = 0.001911. Individual comparison alpha = 0.0009557 (1 of 2).

Constituent: Silver Analysis Run 6/8/2026 4:35 PM View: Appendix I Intrawell
Plant Bowen Client: Southern Company Data: Bowen 1, 2, 9, & 10

Sanitas™ v.10.1.06e Software licensed to Groundwater Stats Consulting. UG
Hollow symbols indicate censored values.

Within Limit

Prediction Limit

Intrawell Non-parametric

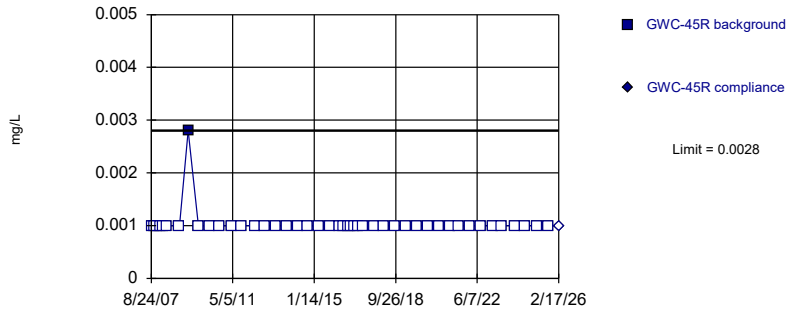

Non-parametric test used in lieu of parametric prediction limit because censored data exceeded 50%. Limit is highest of 45 background values. 97.78% NDs. Well-constituent pair annual alpha = 0.001911. Individual comparison alpha = 0.0009557 (1 of 2).

Constituent: Silver Analysis Run 6/8/2026 4:35 PM View: Appendix I Intrawell
Plant Bowen Client: Southern Company Data: Bowen 1, 2, 9, & 10

Sanitas™ v.10.1.06e Software licensed to Groundwater Stats Consulting. UG
Hollow symbols indicate censored values.

Within Limit

Prediction Limit

Intrawell Non-parametric

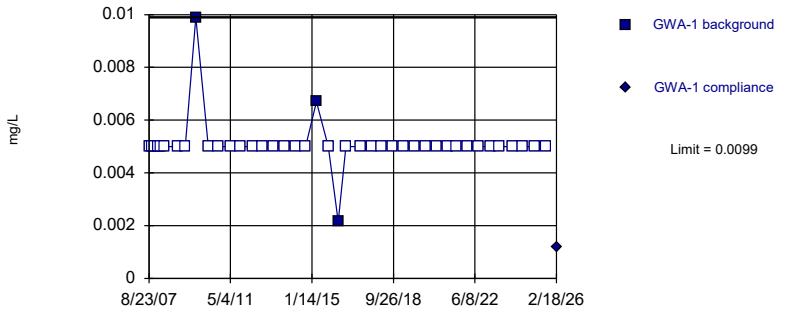

Non-parametric test used in lieu of parametric prediction limit because censored data exceeded 50%. Limit is highest of 41 background values. 92.68% NDs. Well-constituent pair annual alpha = 0.002235. Individual comparison alpha = 0.001118 (1 of 2).

Constituent: Vanadium Analysis Run 6/8/2026 4:35 PM View: Appendix I Intrawell
Plant Bowen Client: Southern Company Data: Bowen 1, 2, 9, & 10

Sanitas™ v.10.1.06e Software licensed to Groundwater Stats Consulting. UG
Hollow symbols indicate censored values.

Within Limit

Prediction Limit

Intrawell Non-parametric

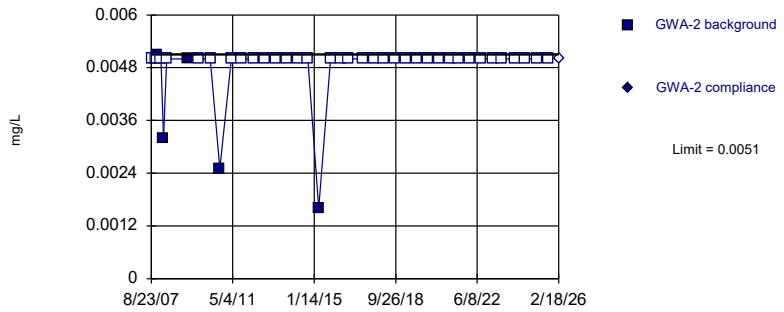

Non-parametric test used in lieu of parametric prediction limit because censored data exceeded 50%. Limit is highest of 40 background values. 87.5% NDs. Well-constituent pair annual alpha = 0.002316. Individual comparison alpha = 0.001159 (1 of 2).

Constituent: Vanadium Analysis Run 6/8/2026 4:35 PM View: Appendix I Intrawell
Plant Bowen Client: Southern Company Data: Bowen 1, 2, 9, & 10

Sanitas™ v.10.1.06e Software licensed to Groundwater Stats Consulting. UG
Hollow symbols indicate censored values.

Within Limit

Prediction Limit

Intrawell Non-parametric

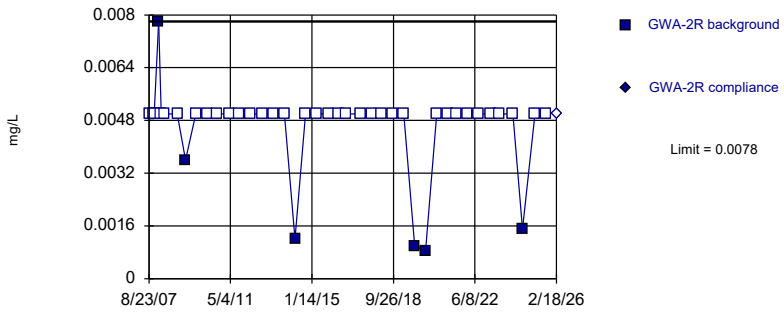

Non-parametric test used in lieu of parametric prediction limit because censored data exceeded 50%. Limit is highest of 41 background values. 85.37% NDs. Well-constituent pair annual alpha = 0.002235. Individual comparison alpha = 0.001118 (1 of 2).

Constituent: Vanadium Analysis Run 6/8/2026 4:35 PM View: Appendix I Intrawell
Plant Bowen Client: Southern Company Data: Bowen 1, 2, 9, & 10

Sanitas™ v.10.1.06e Software licensed to Groundwater Stats Consulting. UG
Hollow symbols indicate censored values.

Within Limit

Prediction Limit

Intrawell Non-parametric

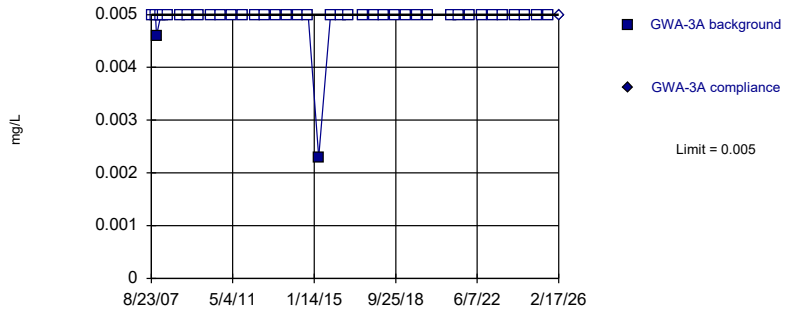

Non-parametric test used in lieu of parametric prediction limit because censored data exceeded 50%. Limit is highest of 40 background values. 95% NDs. Well-constituent pair annual alpha = 0.002316. Individual comparison alpha = 0.001159 (1 of 2).

Constituent: Vanadium Analysis Run 6/8/2026 4:35 PM View: Appendix I Intrawell
Plant Bowen Client: Southern Company Data: Bowen 1, 2, 9, & 10

Sanitas™ v.10.1.06e Software licensed to Groundwater Stats Consulting. UG
Hollow symbols indicate censored values.

Within Limit

Prediction Limit

Intrawell Non-parametric

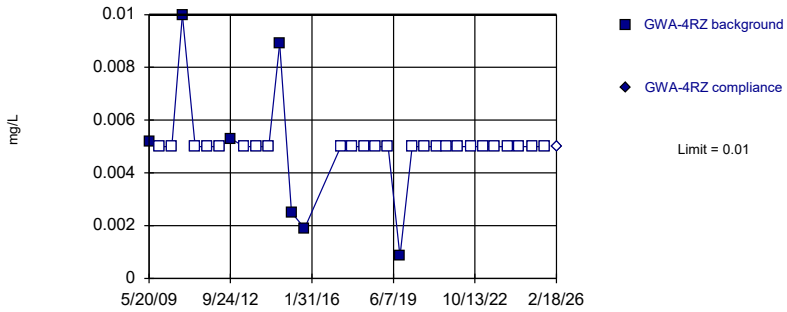

Non-parametric test used in lieu of parametric prediction limit because censored data exceeded 50%. Limit is highest of 32 background values. 78.13% NDs. Well-constituent pair annual alpha = 0.003603. Individual comparison alpha = 0.001803 (1 of 2).

Constituent: Vanadium Analysis Run 6/8/2026 4:35 PM View: Appendix I Intrawell
Plant Bowen Client: Southern Company Data: Bowen 1, 2, 9, & 10

Sanitas™ v.10.1.06e Software licensed to Groundwater Stats Consulting. UG
Hollow symbols indicate censored values.
Within Limit

Prediction Limit

Intrawell Non-parametric

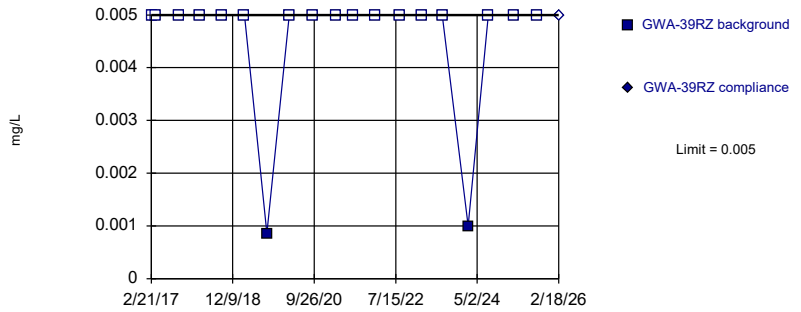

Non-parametric test used in lieu of parametric prediction limit because censored data exceeded 50%. Limit is highest of 19 background values. 89.47% NDs. Well-constituent pair annual alpha = 0.009641. Individual comparison alpha = 0.004832 (1 of 2).

Constituent: Vanadium Analysis Run 6/8/2026 4:36 PM View: Appendix I Intrawell
Plant Bowen Client: Southern Company Data: Bowen 1, 2, 9, & 10

Sanitas™ v.10.1.06e Software licensed to Groundwater Stats Consulting. UG
Hollow symbols indicate censored values.
Within Limit

Prediction Limit

Intrawell Non-parametric

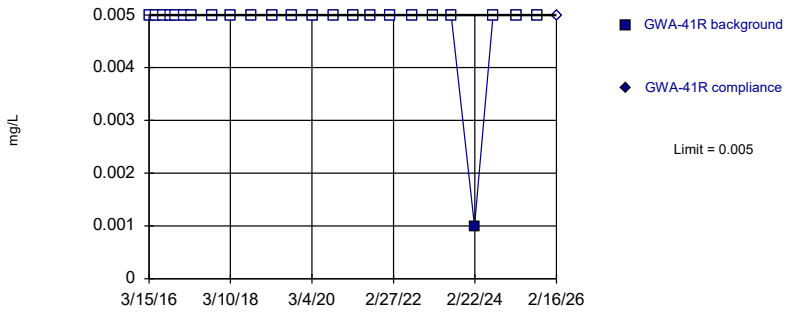

Non-parametric test used in lieu of parametric prediction limit because censored data exceeded 50%. Limit is highest of 24 background values. 95.83% NDs. Well-constituent pair annual alpha = 0.006238. Individual comparison alpha = 0.003124 (1 of 2).

Constituent: Vanadium Analysis Run 6/8/2026 4:36 PM View: Appendix I Intrawell
Plant Bowen Client: Southern Company Data: Bowen 1, 2, 9, & 10

Sanitas™ v.10.1.06e Software licensed to Groundwater Stats Consulting. UG
Hollow symbols indicate censored values.
Within Limit

Prediction Limit

Intrawell Non-parametric

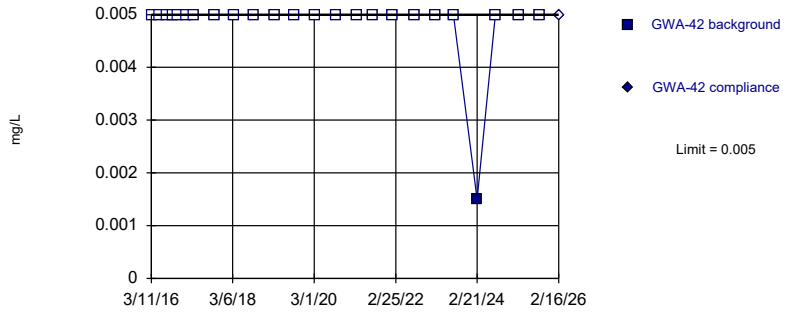

Non-parametric test used in lieu of parametric prediction limit because censored data exceeded 50%. Limit is highest of 24 background values. 95.83% NDs. Well-constituent pair annual alpha = 0.006238. Individual comparison alpha = 0.003124 (1 of 2).

Constituent: Vanadium Analysis Run 6/8/2026 4:36 PM View: Appendix I Intrawell
Plant Bowen Client: Southern Company Data: Bowen 1, 2, 9, & 10

Sanitas™ v.10.1.06e Software licensed to Groundwater Stats Consulting. UG
Hollow symbols indicate censored values.
Within Limit

Prediction Limit

Intrawell Non-parametric

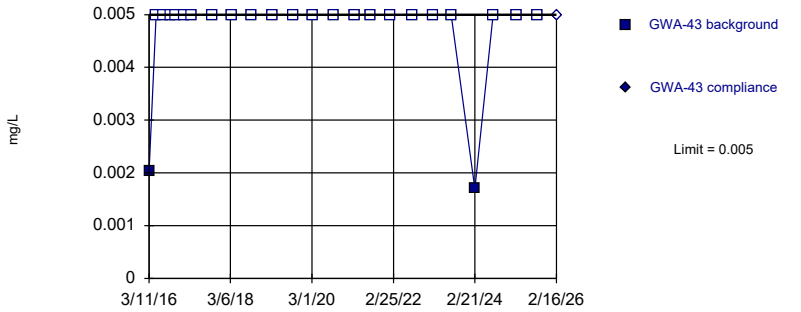

Non-parametric test used in lieu of parametric prediction limit because censored data exceeded 50%. Limit is highest of 24 background values. 91.67% NDs. Well-constituent pair annual alpha = 0.006238. Individual comparison alpha = 0.003124 (1 of 2).

Constituent: Vanadium Analysis Run 6/8/2026 4:36 PM View: Appendix I Intrawell
Plant Bowen Client: Southern Company Data: Bowen 1, 2, 9, & 10

Sanitas™ v.10.1.06e Software licensed to Groundwater Stats Consulting. UG
Hollow symbols indicate censored values.

Within Limit

Prediction Limit

Intrawell Non-parametric

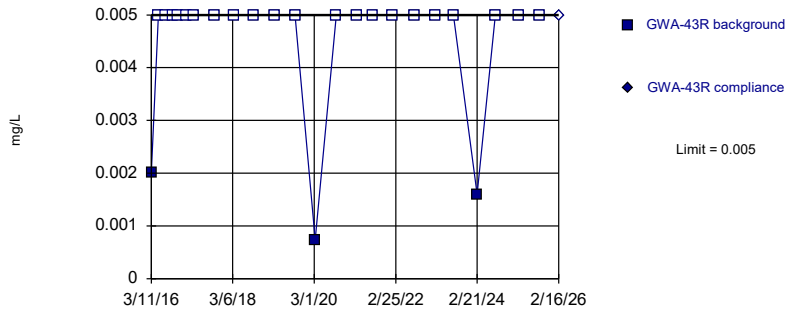

Non-parametric test used in lieu of parametric prediction limit because censored data exceeded 50%. Limit is highest of 24 background values. 87.5% NDs. Well-constituent pair annual alpha = 0.006238. Individual comparison alpha = 0.003124 (1 of 2).

Constituent: Vanadium Analysis Run 6/8/2026 4:36 PM View: Appendix I Intrawell
Plant Bowen Client: Southern Company Data: Bowen 1, 2, 9, & 10

Sanitas™ v.10.1.06e Software licensed to Groundwater Stats Consulting. UG
Hollow symbols indicate censored values.

Within Limit

Prediction Limit

Intrawell Non-parametric

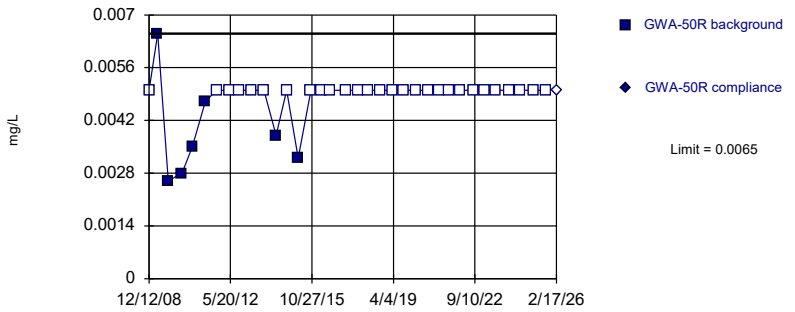

Non-parametric test used in lieu of parametric prediction limit because censored data exceeded 50%. Limit is highest of 35 background values. 80% NDs. Well-constituent pair annual alpha = 0.002991. Individual comparison alpha = 0.001497 (1 of 2).

Constituent: Vanadium Analysis Run 6/8/2026 4:36 PM View: Appendix I Intrawell
Plant Bowen Client: Southern Company Data: Bowen 1, 2, 9, & 10

Sanitas™ v.10.1.06e Software licensed to Groundwater Stats Consulting. UG
Hollow symbols indicate censored values.

Within Limit

Prediction Limit

Intrawell Non-parametric

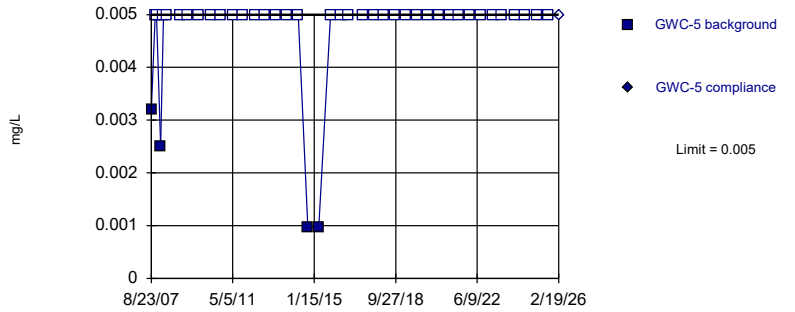

Non-parametric test used in lieu of parametric prediction limit because censored data exceeded 50%. Limit is highest of 41 background values. 90.24% NDs. Well-constituent pair annual alpha = 0.002235. Individual comparison alpha = 0.001118 (1 of 2).

Constituent: Vanadium Analysis Run 6/8/2026 4:36 PM View: Appendix I Intrawell
Plant Bowen Client: Southern Company Data: Bowen 1, 2, 9, & 10

Sanitas™ v.10.1.06e Software licensed to Groundwater Stats Consulting. UG
Hollow symbols indicate censored values.

Within Limit

Prediction Limit

Intrawell Non-parametric

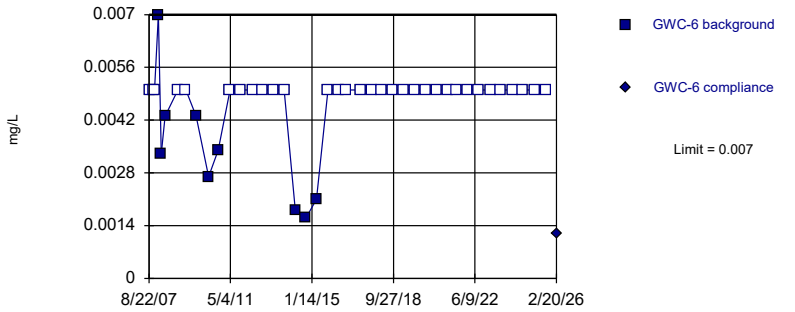

Non-parametric test used in lieu of parametric prediction limit because censored data exceeded 50%. Limit is highest of 41 background values. 78.05% NDs. Well-constituent pair annual alpha = 0.002235. Individual comparison alpha = 0.001118 (1 of 2).

Constituent: Vanadium Analysis Run 6/8/2026 4:36 PM View: Appendix I Intrawell
Plant Bowen Client: Southern Company Data: Bowen 1, 2, 9, & 10

Sanitas™ v.10.1.06e Software licensed to Groundwater Stats Consulting. UG
Hollow symbols indicate censored values.

Within Limit

Prediction Limit

Intrawell Non-parametric

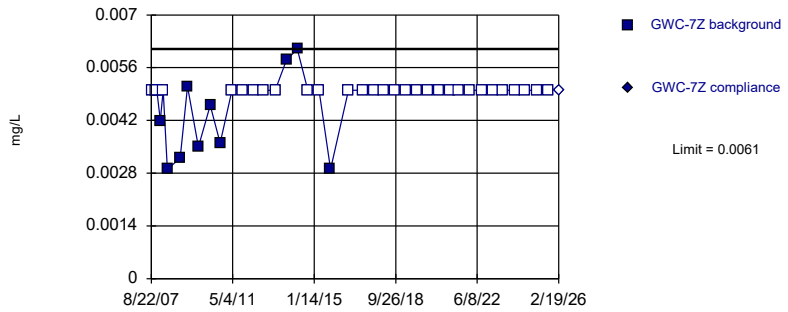

Non-parametric test used in lieu of parametric prediction limit because censored data exceeded 50%. Limit is highest of 40 background values. 75% NDs. Well-constituent pair annual alpha = 0.002316. Individual comparison alpha = 0.001159 (1 of 2).

Constituent: Vanadium Analysis Run 6/8/2026 4:36 PM View: Appendix I Intrawell
Plant Bowen Client: Southern Company Data: Bowen 1, 2, 9, & 10

Sanitas™ v.10.1.06e Software licensed to Groundwater Stats Consulting. UG
Hollow symbols indicate censored values.

Within Limit

Prediction Limit

Intrawell Non-parametric

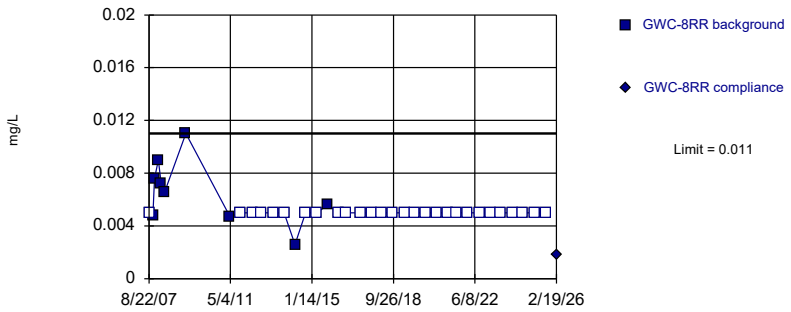

Non-parametric test used in lieu of parametric prediction limit because censored data exceeded 50%. Limit is highest of 37 background values. 75.68% NDs. Well-constituent pair annual alpha = 0.002721. Individual comparison alpha = 0.001361 (1 of 2).

Constituent: Vanadium Analysis Run 6/8/2026 4:36 PM View: Appendix I Intrawell
Plant Bowen Client: Southern Company Data: Bowen 1, 2, 9, & 10

Sanitas™ v.10.1.06e Software licensed to Groundwater Stats Consulting. UG
Hollow symbols indicate censored values.

Within Limit

Prediction Limit

Intrawell Non-parametric

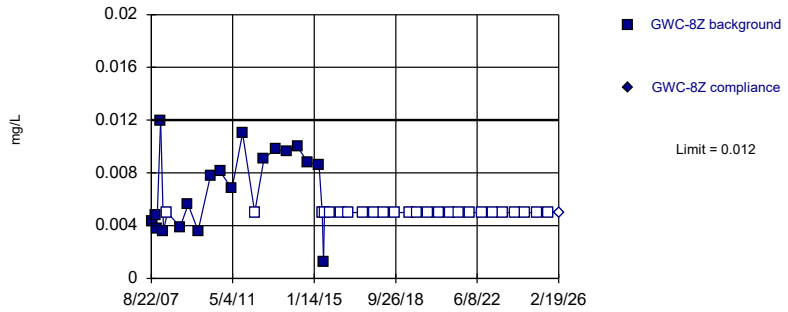

Non-parametric test used in lieu of parametric prediction limit because censored data exceeded 50%. Limit is highest of 44 background values. 56.82% NDs. Well-constituent pair annual alpha = 0.001992. Individual comparison alpha = 0.0009963 (1 of 2).

Constituent: Vanadium Analysis Run 6/8/2026 4:36 PM View: Appendix I Intrawell
Plant Bowen Client: Southern Company Data: Bowen 1, 2, 9, & 10

Sanitas™ v.10.1.06e Software licensed to Groundwater Stats Consulting. UG
Hollow symbols indicate censored values.

Within Limit

Prediction Limit

Intrawell Non-parametric

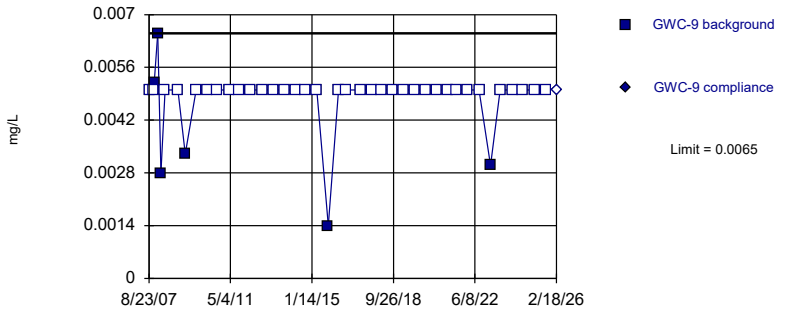

Non-parametric test used in lieu of parametric prediction limit because censored data exceeded 50%. Limit is highest of 41 background values. 85.37% NDs. Well-constituent pair annual alpha = 0.002235. Individual comparison alpha = 0.001118 (1 of 2).

Constituent: Vanadium Analysis Run 6/8/2026 4:36 PM View: Appendix I Intrawell
Plant Bowen Client: Southern Company Data: Bowen 1, 2, 9, & 10

Sanitas™ v.10.1.06e Software licensed to Groundwater Stats Consulting. UG
Hollow symbols indicate censored values.

Within Limit

Prediction Limit

Intrawell Non-parametric

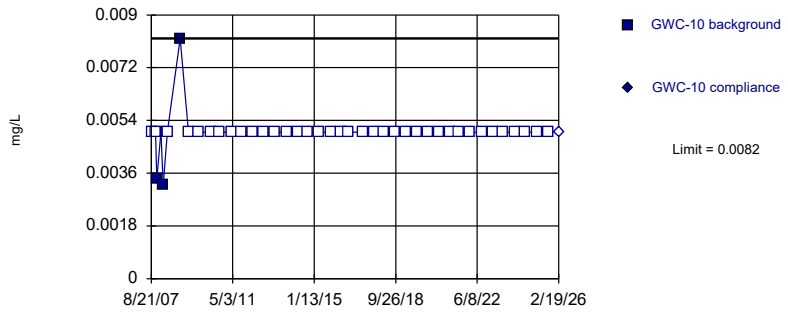

Non-parametric test used in lieu of parametric prediction limit because censored data exceeded 50%. Limit is highest of 41 background values. 90.24% NDs. Well-constituent pair annual alpha = 0.002235. Individual comparison alpha = 0.001118 (1 of 2).

Constituent: Vanadium Analysis Run 6/8/2026 4:36 PM View: Appendix I Intrawell
Plant Bowen Client: Southern Company Data: Bowen 1, 2, 9, & 10

Sanitas™ v.10.1.06e Software licensed to Groundwater Stats Consulting. UG
Hollow symbols indicate censored values.

Within Limit

Prediction Limit

Intrawell Non-parametric

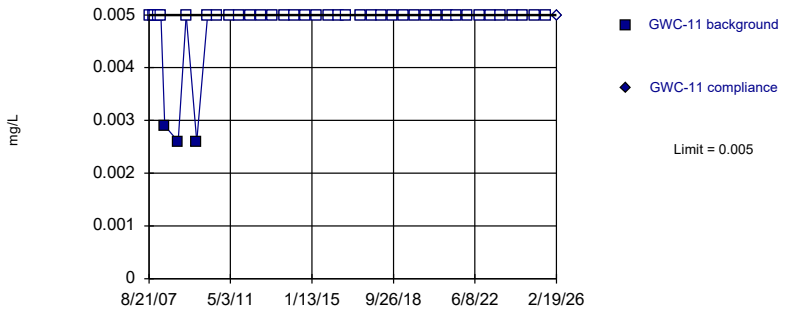

Non-parametric test used in lieu of parametric prediction limit because censored data exceeded 50%. Limit is highest of 41 background values. 92.68% NDs. Well-constituent pair annual alpha = 0.002235. Individual comparison alpha = 0.001118 (1 of 2).

Constituent: Vanadium Analysis Run 6/8/2026 4:36 PM View: Appendix I Intrawell
Plant Bowen Client: Southern Company Data: Bowen 1, 2, 9, & 10

Sanitas™ v.10.1.06e Software licensed to Groundwater Stats Consulting. UG
Hollow symbols indicate censored values.

Within Limit

Prediction Limit

Intrawell Non-parametric

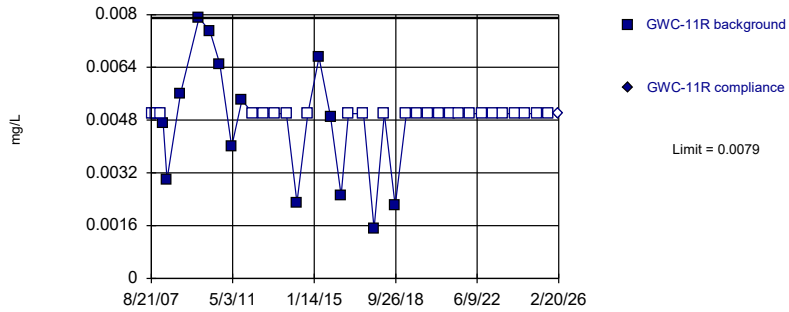

Non-parametric test used in lieu of parametric prediction limit because censored data exceeded 50%. Limit is highest of 40 background values. 65% NDs. Well-constituent pair annual alpha = 0.002316. Individual comparison alpha = 0.001159 (1 of 2).

Constituent: Vanadium Analysis Run 6/8/2026 4:36 PM View: Appendix I Intrawell
Plant Bowen Client: Southern Company Data: Bowen 1, 2, 9, & 10

Sanitas™ v.10.1.06e Software licensed to Groundwater Stats Consulting. UG
Hollow symbols indicate censored values.

Within Limit

Prediction Limit

Intrawell Non-parametric

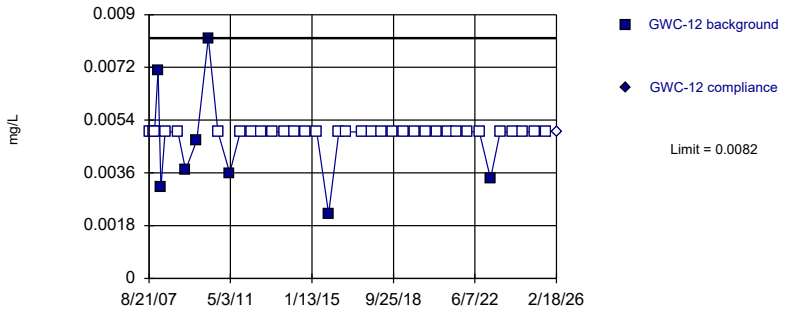

Non-parametric test used in lieu of parametric prediction limit because censored data exceeded 50%. Limit is highest of 41 background values. 80.49% NDs. Well-constituent pair annual alpha = 0.002235. Individual comparison alpha = 0.001118 (1 of 2).

Constituent: Vanadium Analysis Run 6/8/2026 4:36 PM View: Appendix I Intrawell
Plant Bowen Client: Southern Company Data: Bowen 1, 2, 9, & 10

Sanitas™ v.10.1.06e Software licensed to Groundwater Stats Consulting. UG
Hollow symbols indicate censored values.

Within Limit

Prediction Limit

Intrawell Non-parametric

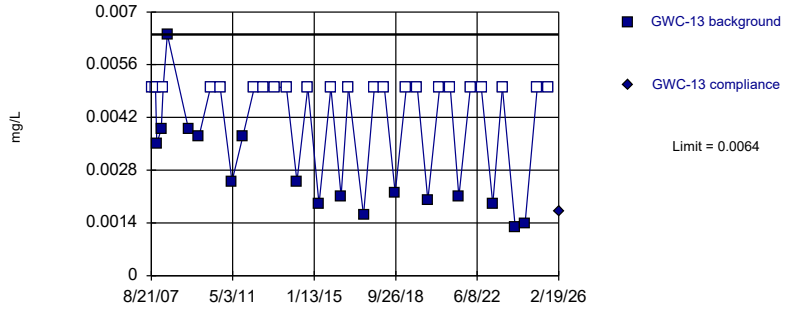

Non-parametric test used in lieu of parametric prediction limit because censored data exceeded 50%. Limit is highest of 40 background values. 57.5% NDs. Well-constituent pair annual alpha = 0.002316. Individual comparison alpha = 0.001159 (1 of 2).

Constituent: Vanadium Analysis Run 6/8/2026 4:36 PM View: Appendix I Intrawell
Plant Bowen Client: Southern Company Data: Bowen 1, 2, 9, & 10

Sanitas™ v.10.1.06e Software licensed to Groundwater Stats Consulting. UG
Hollow symbols indicate censored values.

Within Limit

Prediction Limit

Intrawell Non-parametric

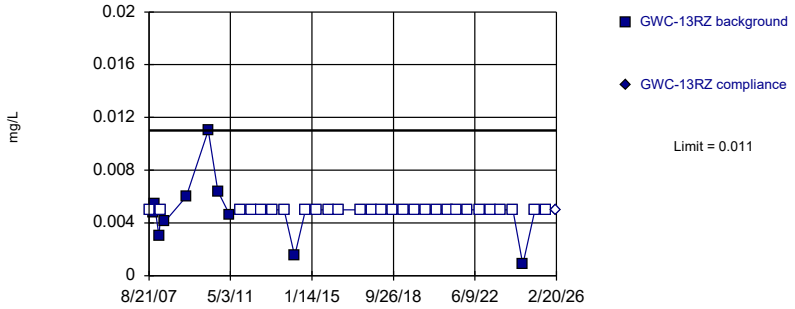

Non-parametric test used in lieu of parametric prediction limit because censored data exceeded 50%. Limit is highest of 38 background values. 73.68% NDs. Well-constituent pair annual alpha = 0.002586. Individual comparison alpha = 0.001294 (1 of 2).

Constituent: Vanadium Analysis Run 6/8/2026 4:36 PM View: Appendix I Intrawell
Plant Bowen Client: Southern Company Data: Bowen 1, 2, 9, & 10

Sanitas™ v.10.1.06e Software licensed to Groundwater Stats Consulting. UG
Hollow symbols indicate censored values.

Within Limit

Prediction Limit

Intrawell Non-parametric

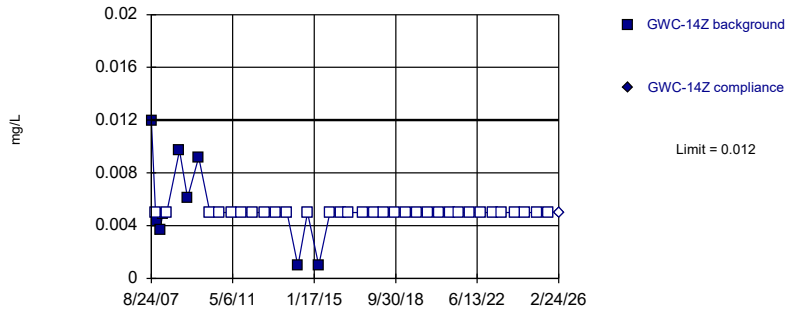

Non-parametric test used in lieu of parametric prediction limit because censored data exceeded 50%. Limit is highest of 41 background values. 78.05% NDs. Well-constituent pair annual alpha = 0.002235. Individual comparison alpha = 0.001118 (1 of 2).

Constituent: Vanadium Analysis Run 6/8/2026 4:36 PM View: Appendix I Intrawell
Plant Bowen Client: Southern Company Data: Bowen 1, 2, 9, & 10

Sanitas™ v.10.1.06e Software licensed to Groundwater Stats Consulting. UG
Hollow symbols indicate censored values.

Within Limit

Prediction Limit

Intrawell Non-parametric

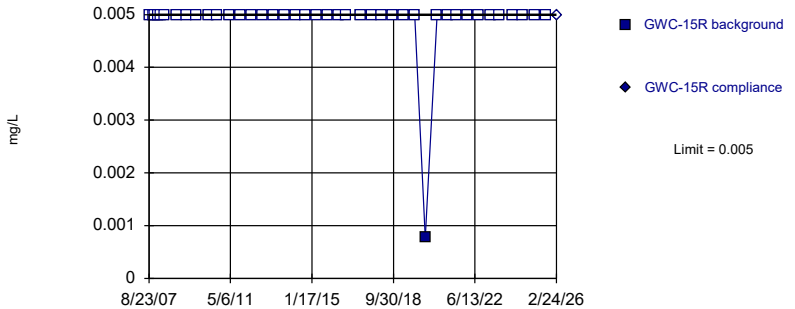

Non-parametric test used in lieu of parametric prediction limit because censored data exceeded 50%. Limit is highest of 41 background values. 97.56% NDs. Well-constituent pair annual alpha = 0.002235. Individual comparison alpha = 0.001118 (1 of 2).

Constituent: Vanadium Analysis Run 6/8/2026 4:36 PM View: Appendix I Intrawell
Plant Bowen Client: Southern Company Data: Bowen 1, 2, 9, & 10

Sanitas™ v.10.1.06e Software licensed to Groundwater Stats Consulting. UG
Hollow symbols indicate censored values.

Within Limit

Prediction Limit

Intrawell Non-parametric

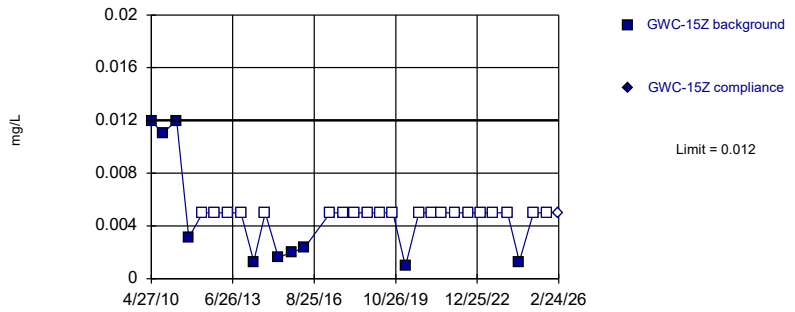

Non-parametric test used in lieu of parametric prediction limit because censored data exceeded 50%. Limit is highest of 31 background values. 67.74% NDs. Well-constituent pair annual alpha = 0.003807. Individual comparison alpha = 0.001905 (1 of 2).

Constituent: Vanadium Analysis Run 6/8/2026 4:36 PM View: Appendix I Intrawell
Plant Bowen Client: Southern Company Data: Bowen 1, 2, 9, & 10

Sanitas™ v.10.1.06e Software licensed to Groundwater Stats Consulting. UG
Hollow symbols indicate censored values.

Within Limit

Prediction Limit

Intrawell Non-parametric

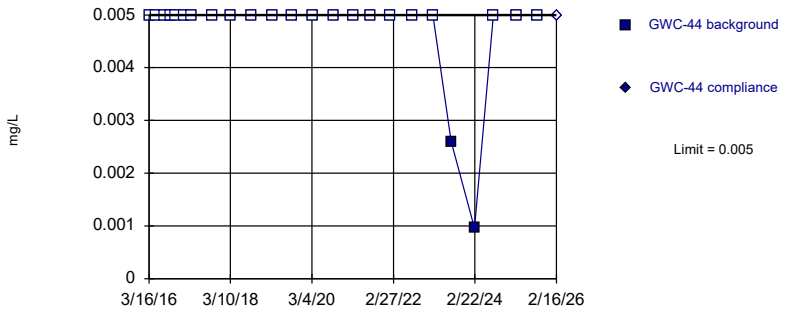

Non-parametric test used in lieu of parametric prediction limit because censored data exceeded 50%. Limit is highest of 24 background values. 91.67% NDs. Well-constituent pair annual alpha = 0.006238. Individual comparison alpha = 0.003124 (1 of 2).

Constituent: Vanadium Analysis Run 6/8/2026 4:36 PM View: Appendix I Intrawell
Plant Bowen Client: Southern Company Data: Bowen 1, 2, 9, & 10

Sanitas™ v.10.1.06e Software licensed to Groundwater Stats Consulting. UG
Hollow symbols indicate censored values.

Within Limit

Prediction Limit

Intrawell Non-parametric

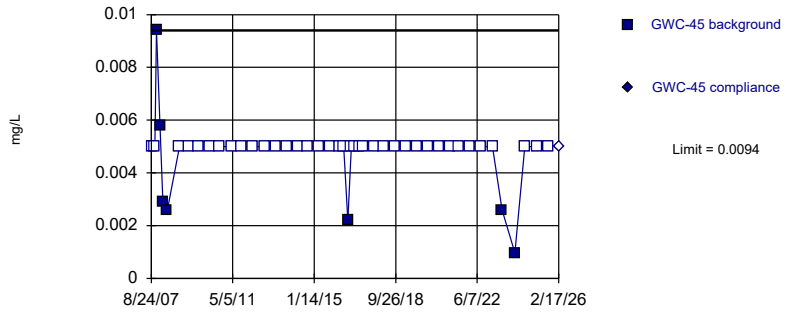

Non-parametric test used in lieu of parametric prediction limit because censored data exceeded 50%. Limit is highest of 45 background values. 84.44% NDs. Well-constituent pair annual alpha = 0.001911. Individual comparison alpha = 0.0009557 (1 of 2).

Constituent: Vanadium Analysis Run 6/8/2026 4:36 PM View: Appendix I Intrawell
Plant Bowen Client: Southern Company Data: Bowen 1, 2, 9, & 10

Sanitas™ v.10.1.06e Software licensed to Groundwater Stats Consulting. UG
Hollow symbols indicate censored values.

Within Limit

Prediction Limit

Intrawell Non-parametric

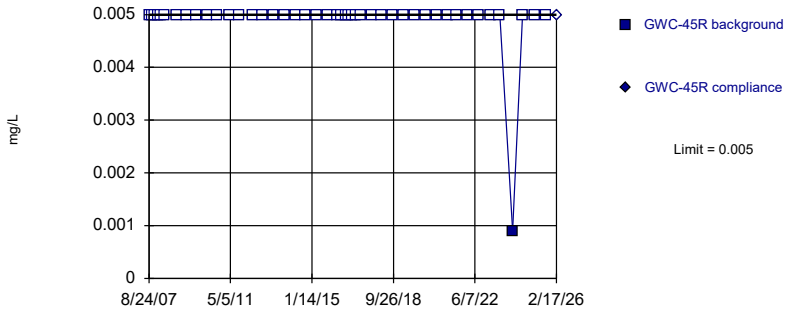

Non-parametric test used in lieu of parametric prediction limit because censored data exceeded 50%. Limit is highest of 45 background values. 97.78% NDs. Well-constituent pair annual alpha = 0.001911. Individual comparison alpha = 0.0009557 (1 of 2).

Constituent: Vanadium Analysis Run 6/8/2026 4:36 PM View: Appendix I Intrawell
Plant Bowen Client: Southern Company Data: Bowen 1, 2, 9, & 10

Sanitas™ v.10.1.06e Software licensed to Groundwater Stats Consulting. UG
Hollow symbols indicate censored values.

Within Limit

Prediction Limit

Intrawell Non-parametric

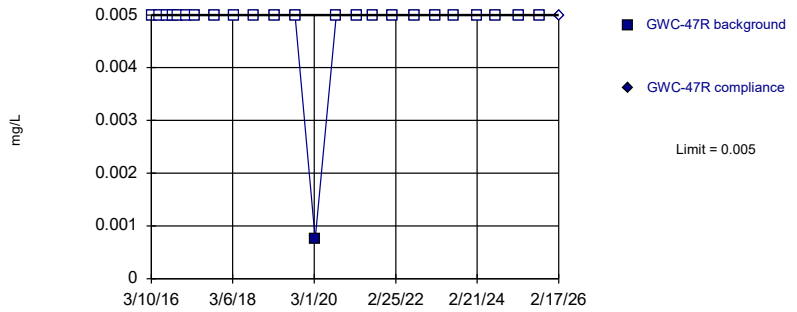

Non-parametric test used in lieu of parametric prediction limit because censored data exceeded 50%. Limit is highest of 24 background values. 95.83% NDs. Well-constituent pair annual alpha = 0.006238. Individual comparison alpha = 0.003124 (1 of 2).

Constituent: Vanadium Analysis Run 6/8/2026 4:36 PM View: Appendix I Intrawell
Plant Bowen Client: Southern Company Data: Bowen 1, 2, 9, & 10

Sanitas™ v.10.1.06e Software licensed to Groundwater Stats Consulting. UG
Hollow symbols indicate censored values.

Within Limit

Prediction Limit

Intrawell Non-parametric

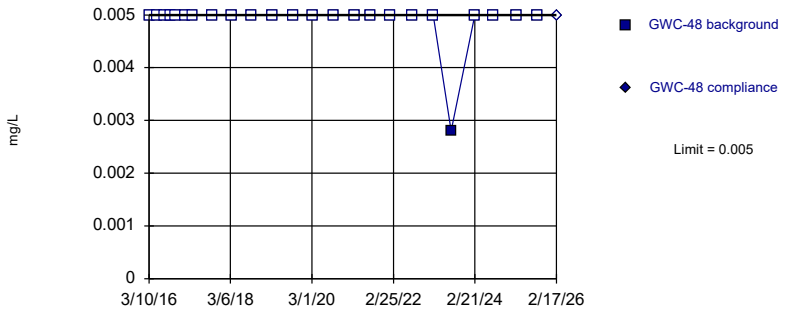

Non-parametric test used in lieu of parametric prediction limit because censored data exceeded 50%. Limit is highest of 24 background values. 95.83% NDs. Well-constituent pair annual alpha = 0.006238. Individual comparison alpha = 0.003124 (1 of 2).

Constituent: Vanadium Analysis Run 6/8/2026 4:36 PM View: Appendix I Intrawell
Plant Bowen Client: Southern Company Data: Bowen 1, 2, 9, & 10

Sanitas™ v.10.1.06e Software licensed to Groundwater Stats Consulting. UG
Hollow symbols indicate censored values.

Within Limit

Prediction Limit

Intrawell Non-parametric

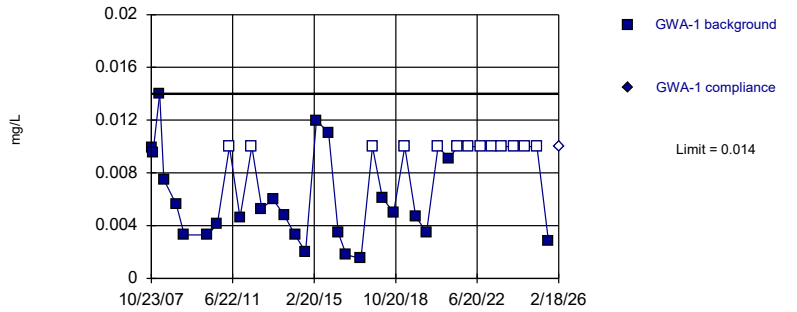

Non-parametric test used in lieu of parametric prediction limit because the Shapiro Wilk normality test showed the data to be non-normal at the 0.01 alpha level. Limit is highest of 38 background values. 34.21% NDs. Well-constituent pair annual alpha = 0.002586. Individual comparison alpha = 0.001294 (1 of 2).

Constituent: Zinc Analysis Run 6/8/2026 4:36 PM View: Appendix I Intrawell
Plant Bowen Client: Southern Company Data: Bowen 1, 2, 9, & 10

Sanitas™ v.10.1.06e Software licensed to Groundwater Stats Consulting. UG
Hollow symbols indicate censored values.

Within Limit

Prediction Limit

Intrawell Non-parametric

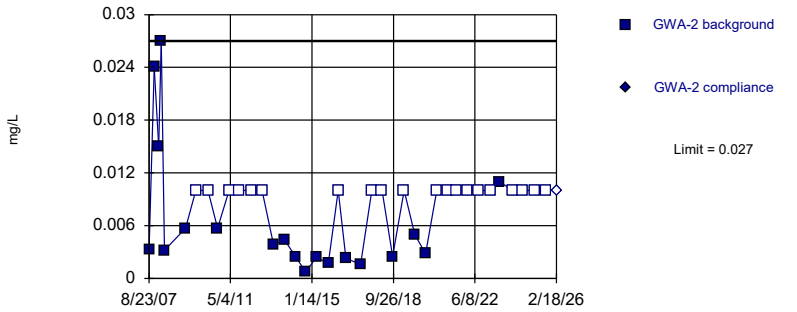

Non-parametric test used in lieu of parametric prediction limit because censored data exceeded 50%. Limit is highest of 39 background values. 51.28% NDs. Well-constituent pair annual alpha = 0.002451. Individual comparison alpha = 0.001226 (1 of 2).

Constituent: Zinc Analysis Run 6/8/2026 4:36 PM View: Appendix I Intrawell
Plant Bowen Client: Southern Company Data: Bowen 1, 2, 9, & 10

Sanitas™ v.10.1.06e Software licensed to Groundwater Stats Consulting. UG
Hollow symbols indicate censored values.

Within Limit

Prediction Limit

Intrawell Non-parametric

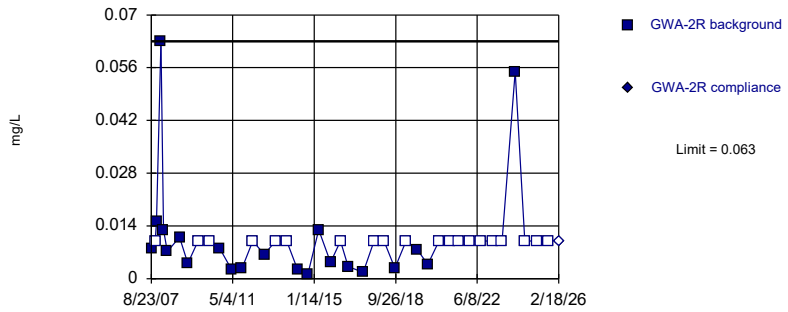

Non-parametric test used in lieu of parametric prediction limit because the Shapiro Wilk normality test showed the data to be non-normal at the 0.01 alpha level. Limit is highest of 41 background values. 48.78% NDs. Well-constituent pair annual alpha = 0.002235. Individual comparison alpha = 0.001118 (1 of 2).

Constituent: Zinc Analysis Run 6/8/2026 4:36 PM View: Appendix I Intrawell

Plant Bowen Client: Southern Company Data: Bowen 1, 2, 9, & 10

Sanitas™ v.10.1.06e Software licensed to Groundwater Stats Consulting. UG
Hollow symbols indicate censored values.

Within Limit

Prediction Limit

Intrawell Non-parametric

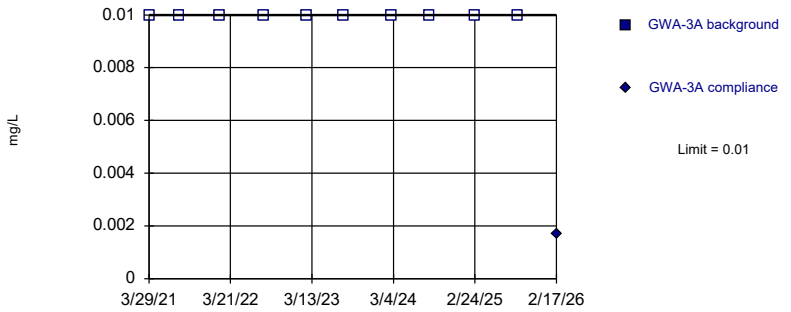

Non-parametric test used in lieu of parametric prediction limit because censored data exceeded 50%. All background values (n = 10) were censored; limit is most recent reporting limit. Well-constituent pair annual alpha = 0.0293. Individual comparison alpha = 0.01476 (1 of 2).

Constituent: Zinc Analysis Run 6/8/2026 4:36 PM View: Appendix I Intrawell

Plant Bowen Client: Southern Company Data: Bowen 1, 2, 9, & 10

Sanitas™ v.10.1.06e Software licensed to Groundwater Stats Consulting. UG
Hollow symbols indicate censored values.

Within Limit

Prediction Limit

Intrawell Parametric

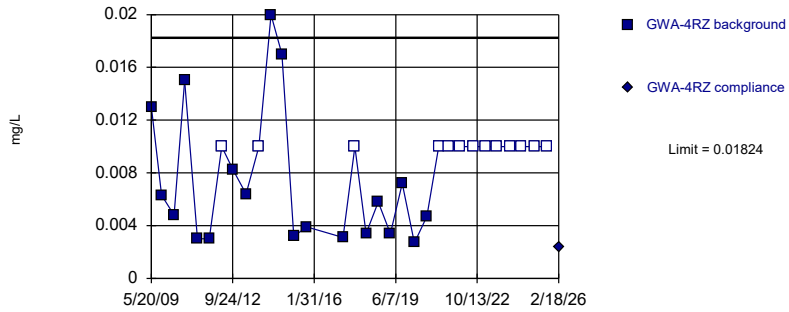

Background Data Summary (based on square root transformation) (after Kaplan-Meier Adjustment): Mean=0.07391, Std. Dev.=0.02357, n=32, 40.63% NDs. Normality test: Shapiro Wilk @alpha = 0.01, calculated = 0.907, critical = 0.904. Kappa = 2.595 (c=16, w=26, 1 of 2, event alpha = 0.05132). Report alpha = 0.0001266.

Constituent: Zinc Analysis Run 6/8/2026 4:36 PM View: Appendix I Intrawell

Plant Bowen Client: Southern Company Data: Bowen 1, 2, 9, & 10

Sanitas™ v.10.1.06e Software licensed to Groundwater Stats Consulting. UG
Hollow symbols indicate censored values.

Within Limit

Prediction Limit

Intrawell Non-parametric

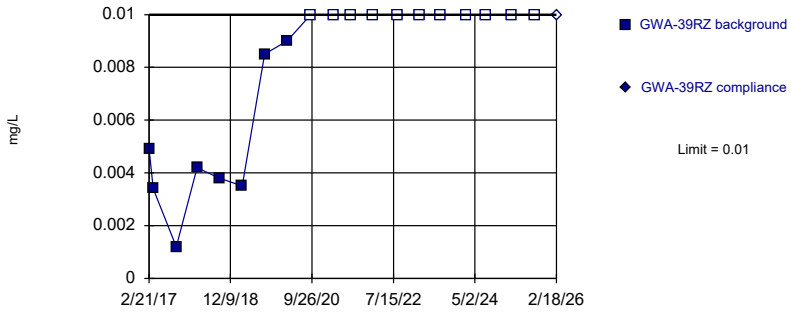

Non-parametric test used in lieu of parametric prediction limit because censored data exceeded 50%. Limit is highest of 19 background values. 57.89% NDs. Well-constituent pair annual alpha = 0.009641. Individual comparison alpha = 0.004832 (1 of 2).

Constituent: Zinc Analysis Run 6/8/2026 4:36 PM View: Appendix I Intrawell

Plant Bowen Client: Southern Company Data: Bowen 1, 2, 9, & 10

Sanitas™ v.10.1.06e Software licensed to Groundwater Stats Consulting. UG
Hollow symbols indicate censored values.

Within Limit

Prediction Limit

Intrawell Non-parametric

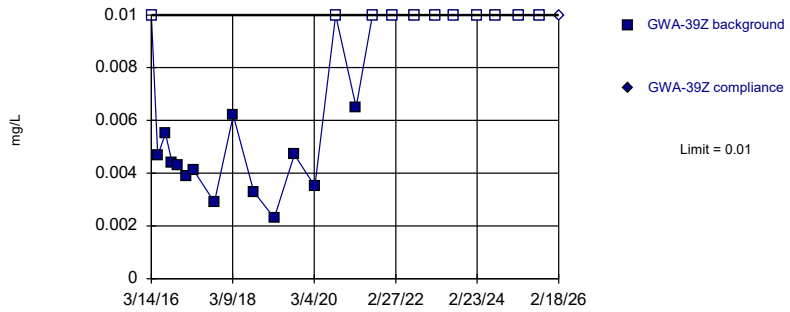

Non-parametric test used in lieu of parametric prediction limit because the Shapiro Wilk normality test showed the data to be non-normal at the 0.01 alpha level. Limit is highest of 24 background values. 45.83% NDs. Well-constituent pair annual alpha = 0.006238. Individual comparison alpha = 0.003124 (1 of 2).

Constituent: Zinc Analysis Run 6/8/2026 4:36 PM View: Appendix I Intrawell
Plant Bowen Client: Southern Company Data: Bowen 1, 2, 9, & 10

Sanitas™ v.10.1.06e Software licensed to Groundwater Stats Consulting. UG
Hollow symbols indicate censored values.

Within Limit

Prediction Limit

Intrawell Non-parametric

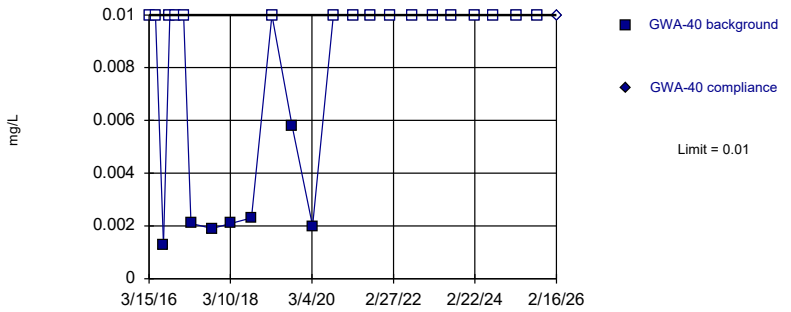

Non-parametric test used in lieu of parametric prediction limit because censored data exceeded 50%. Limit is highest of 24 background values. 70.83% NDs. Well-constituent pair annual alpha = 0.006238. Individual comparison alpha = 0.003124 (1 of 2).

Constituent: Zinc Analysis Run 6/8/2026 4:36 PM View: Appendix I Intrawell
Plant Bowen Client: Southern Company Data: Bowen 1, 2, 9, & 10

Sanitas™ v.10.1.06e Software licensed to Groundwater Stats Consulting. UG
Hollow symbols indicate censored values.

Within Limit

Prediction Limit

Intrawell Non-parametric

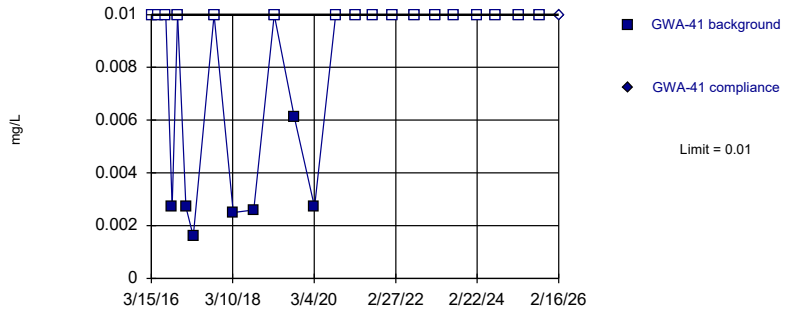

Non-parametric test used in lieu of parametric prediction limit because censored data exceeded 50%. Limit is highest of 24 background values. 70.83% NDs. Well-constituent pair annual alpha = 0.006238. Individual comparison alpha = 0.003124 (1 of 2).

Constituent: Zinc Analysis Run 6/8/2026 4:36 PM View: Appendix I Intrawell
Plant Bowen Client: Southern Company Data: Bowen 1, 2, 9, & 10

Sanitas™ v.10.1.06e Software licensed to Groundwater Stats Consulting. UG
Hollow symbols indicate censored values.

Within Limit

Prediction Limit

Intrawell Non-parametric

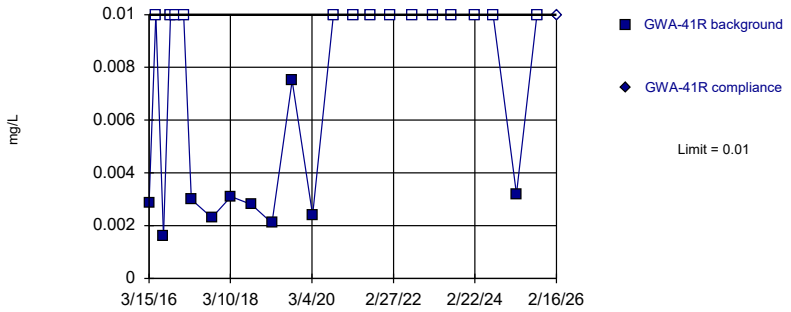

Non-parametric test used in lieu of parametric prediction limit because censored data exceeded 50%. Limit is highest of 24 background values. 58.33% NDs. Well-constituent pair annual alpha = 0.006238. Individual comparison alpha = 0.003124 (1 of 2).

Constituent: Zinc Analysis Run 6/8/2026 4:36 PM View: Appendix I Intrawell
Plant Bowen Client: Southern Company Data: Bowen 1, 2, 9, & 10

Sanitas™ v.10.1.06e Software licensed to Groundwater Stats Consulting. UG
Hollow symbols indicate censored values.

Within Limit

Prediction Limit

Intrawell Parametric

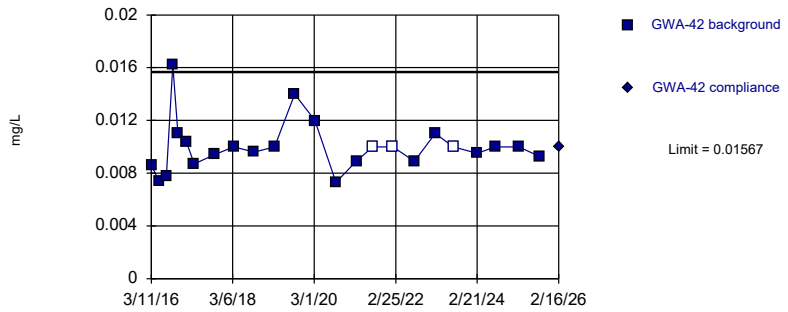

Background Data Summary (based on cube root transformation): Mean=0.2147, Std. Dev.=0.01304, n=24, 12.5% NDs. Normality test: Shapiro Wilk @alpha = 0.01, calculated = 0.894, critical = 0.884. Kappa = 2.725 (c=16, w=26, 1 of 2, event alpha = 0.05132). Report alpha = 0.0001266.

Constituent: Zinc Analysis Run 6/8/2026 4:36 PM View: Appendix I Intrawell
Plant Bowen Client: Southern Company Data: Bowen 1, 2, 9, & 10

Sanitas™ v.10.1.06e Software licensed to Groundwater Stats Consulting. UG
Hollow symbols indicate censored values.

Within Limit

Prediction Limit

Intrawell Non-parametric

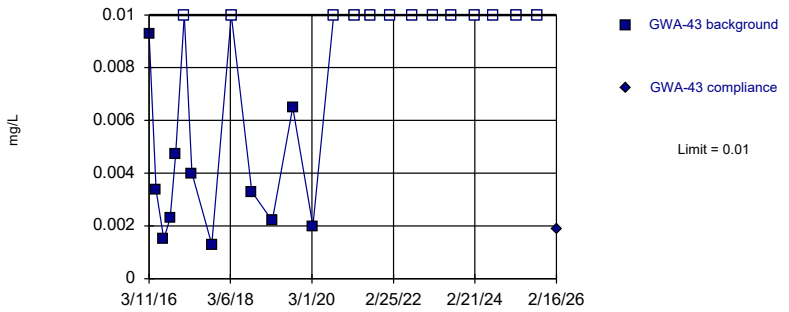

Non-parametric test used in lieu of parametric prediction limit because censored data exceeded 50%. Limit is highest of 24 background values. 54.17% NDs. Well-constituent pair annual alpha = 0.006238. Individual comparison alpha = 0.003124 (1 of 2).

Constituent: Zinc Analysis Run 6/8/2026 4:36 PM View: Appendix I Intrawell
Plant Bowen Client: Southern Company Data: Bowen 1, 2, 9, & 10

Sanitas™ v.10.1.06e Software licensed to Groundwater Stats Consulting. UG
Hollow symbols indicate censored values.

Within Limit

Prediction Limit

Intrawell Non-parametric

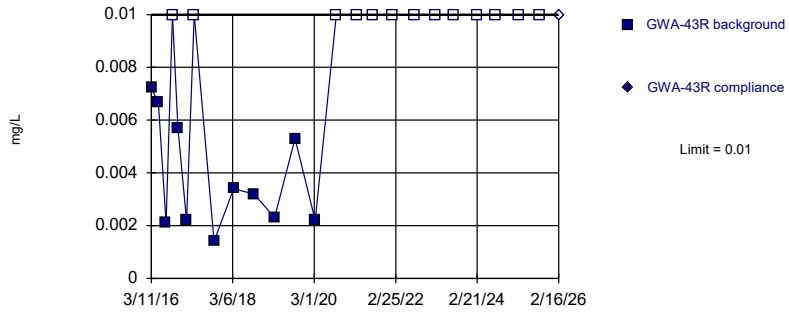

Non-parametric test used in lieu of parametric prediction limit because censored data exceeded 50%. Limit is highest of 24 background values. 54.17% NDs. Well-constituent pair annual alpha = 0.006238. Individual comparison alpha = 0.003124 (1 of 2).

Constituent: Zinc Analysis Run 6/8/2026 4:36 PM View: Appendix I Intrawell
Plant Bowen Client: Southern Company Data: Bowen 1, 2, 9, & 10

Sanitas™ v.10.1.06e Software licensed to Groundwater Stats Consulting. UG
Hollow symbols indicate censored values.

Within Limit

Prediction Limit

Intrawell Non-parametric

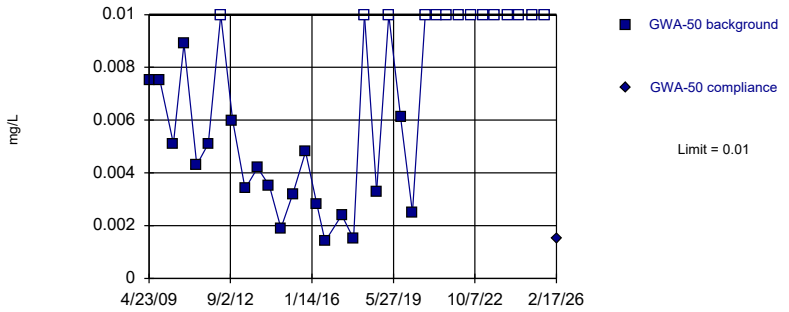

Non-parametric test used in lieu of parametric prediction limit because the Shapiro Wilk normality test showed the data to be non-normal at the 0.01 alpha level. Limit is highest of 34 background values. 41.18% NDs. Well-constituent pair annual alpha = 0.003195. Individual comparison alpha = 0.001599 (1 of 2).

Constituent: Zinc Analysis Run 6/8/2026 4:36 PM View: Appendix I Intrawell
Plant Bowen Client: Southern Company Data: Bowen 1, 2, 9, & 10

Sanitas™ v.10.1.06e Software licensed to Groundwater Stats Consulting. UG
Hollow symbols indicate censored values.

Within Limit

Prediction Limit

Intrawell Parametric

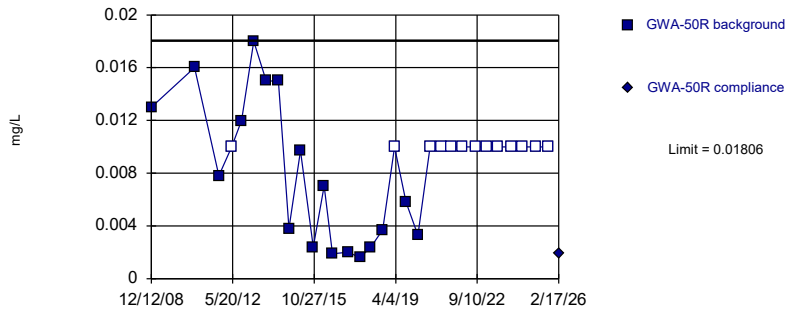

Background Data Summary (after Kaplan-Meier Adjustment): Mean=0.005962, Std. Dev.=0.004642, n=31, 41.94% NDs. Normality test: Shapiro Wilk @alpha = 0.01, calculated = 0.9034, critical = 0.902. Kappa = 2.606 (c=16, w=26, 1 of 2, event alpha = 0.05132). Report alpha = 0.0001266.

Constituent: Zinc Analysis Run 6/8/2026 4:36 PM View: Appendix I Intrawell

Plant Bowen Client: Southern Company Data: Bowen 1, 2, 9, & 10

Sanitas™ v.10.1.06e Software licensed to Groundwater Stats Consulting. UG

Within Limit

Prediction Limit

Intrawell Parametric

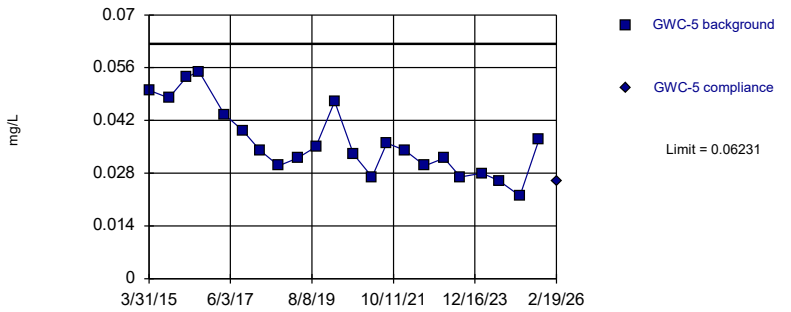

Background Data Summary: Mean=0.03633, Std. Dev.=0.00935, n=22. Normality test: Shapiro Wilk @alpha = 0.01, calculated = 0.9302, critical = 0.878. Kappa = 2.778 (c=16, w=26, 1 of 2, event alpha = 0.05132). Report alpha = 0.0001266.

Constituent: Zinc Analysis Run 6/8/2026 4:36 PM View: Appendix I Intrawell

Plant Bowen Client: Southern Company Data: Bowen 1, 2, 9, & 10

Sanitas™ v.10.1.06e Software licensed to Groundwater Stats Consulting. UG
Hollow symbols indicate censored values.

Within Limit

Prediction Limit

Intrawell Non-parametric

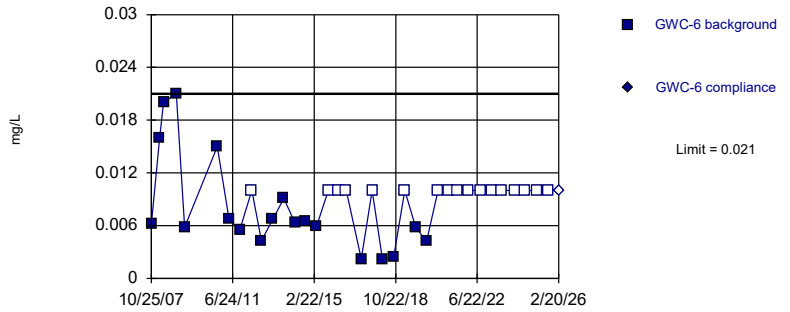

Non-parametric test used in lieu of parametric prediction limit because the Shapiro Wilk normality test showed the data to be non-normal at the 0.01 alpha level. Limit is highest of 36 background values. 47.22% NDs. Well-constituent pair annual alpha = 0.002856. Individual comparison alpha = 0.001429 (1 of 2).

Constituent: Zinc Analysis Run 6/8/2026 4:36 PM View: Appendix I Intrawell

Plant Bowen Client: Southern Company Data: Bowen 1, 2, 9, & 10

Sanitas™ v.10.1.06e Software licensed to Groundwater Stats Consulting. UG
Hollow symbols indicate censored values.

Within Limit

Prediction Limit

Intrawell Non-parametric

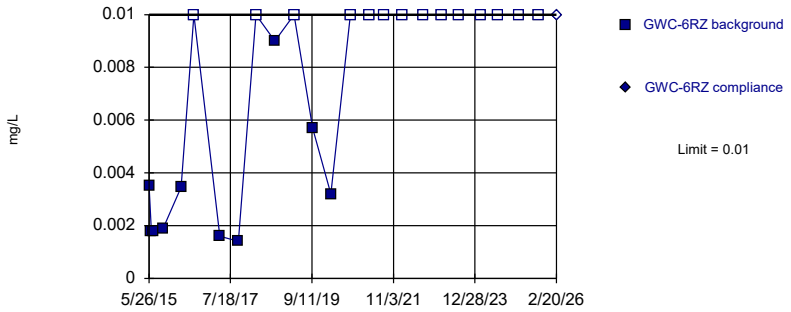

Non-parametric test used in lieu of parametric prediction limit because censored data exceeded 50%. Limit is highest of 24 background values. 58.33% NDs. Well-constituent pair annual alpha = 0.006238. Individual comparison alpha = 0.003124 (1 of 2).

Constituent: Zinc Analysis Run 6/8/2026 4:36 PM View: Appendix I Intrawell

Plant Bowen Client: Southern Company Data: Bowen 1, 2, 9, & 10

Sanitas™ v.10.1.06e Software licensed to Groundwater Stats Consulting. UG
Hollow symbols indicate censored values.
Within Limit

Prediction Limit

Intrawell Non-parametric

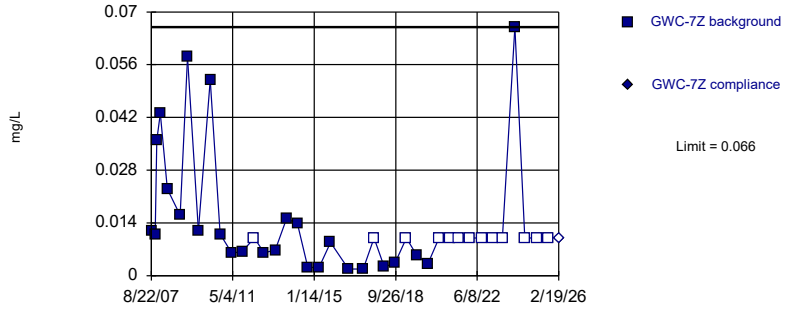

Non-parametric test used in lieu of parametric prediction limit because the Shapiro Wilk normality test showed the data to be non-normal at the 0.01 alpha level. Limit is highest of 39 background values. 33.33% NDs. Well-constituent pair annual alpha = 0.002451. Individual comparison alpha = 0.001226 (1 of 2).

Constituent: Zinc Analysis Run 6/8/2026 4:36 PM View: Appendix I Intrawell
Plant Bowen Client: Southern Company Data: Bowen 1, 2, 9, & 10

Sanitas™ v.10.1.06e Software licensed to Groundwater Stats Consulting. UG
Hollow symbols indicate censored values.
Within Limit

Prediction Limit

Intrawell Non-parametric

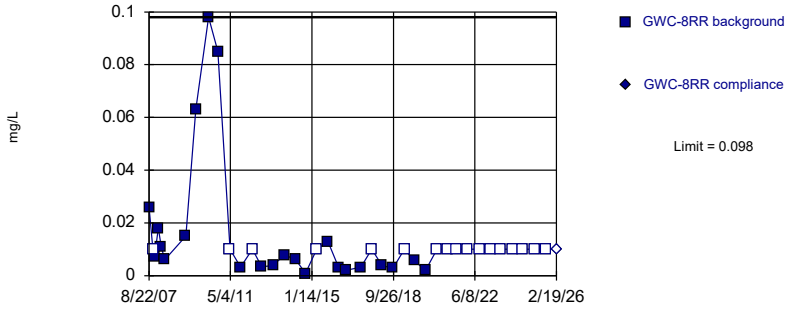

Non-parametric test used in lieu of parametric prediction limit because the Shapiro Wilk normality test showed the data to be non-normal at the 0.01 alpha level. Limit is highest of 40 background values. 42.5% NDs. Well-constituent pair annual alpha = 0.002316. Individual comparison alpha = 0.001159 (1 of 2).

Constituent: Zinc Analysis Run 6/8/2026 4:36 PM View: Appendix I Intrawell
Plant Bowen Client: Southern Company Data: Bowen 1, 2, 9, & 10

Sanitas™ v.10.1.06e Software licensed to Groundwater Stats Consulting. UG
Hollow symbols indicate censored values.
Within Limit

Prediction Limit

Intrawell Non-parametric

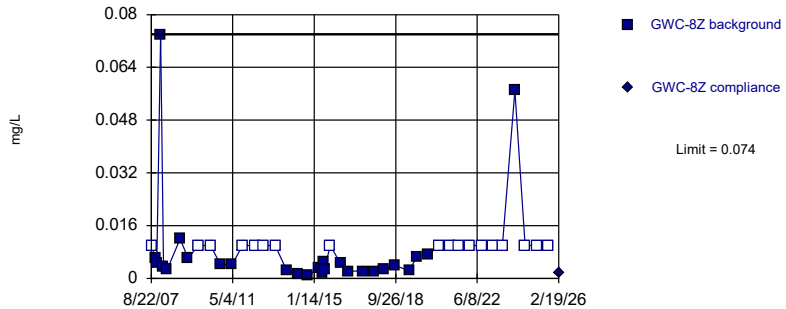

Non-parametric test used in lieu of parametric prediction limit because the Shapiro Wilk normality test showed the data to be non-normal at the 0.01 alpha level. Limit is highest of 44 background values. 40.91% NDs. Well-constituent pair annual alpha = 0.001992. Individual comparison alpha = 0.0009963 (1 of 2).

Constituent: Zinc Analysis Run 6/8/2026 4:36 PM View: Appendix I Intrawell
Plant Bowen Client: Southern Company Data: Bowen 1, 2, 9, & 10

Sanitas™ v.10.1.06e Software licensed to Groundwater Stats Consulting. UG
Hollow symbols indicate censored values.
Within Limit

Prediction Limit

Intrawell Parametric

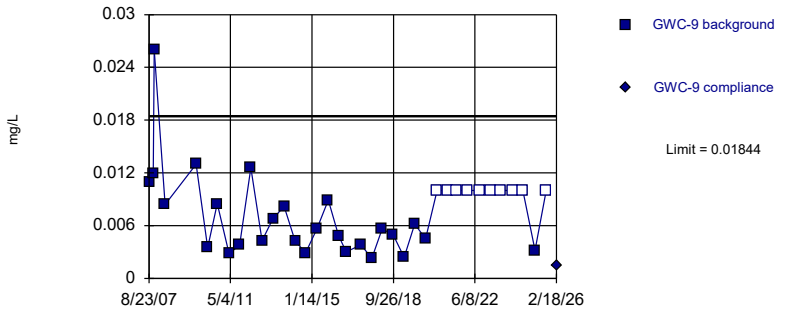

Background Data Summary (based on square root transformation) (after Kaplan-Meier Adjustment): Mean=0.07445, Std. Dev.=0.0241, n=37, 27.03% NDs. Normality test: Shapiro Wilk @alpha = 0.01, calculated = 0.9163, critical = 0.914. Kappa = 2.546 (c=16, w=26, 1 of 2, event alpha = 0.05132). Report alpha = 0.0001266.

Constituent: Zinc Analysis Run 6/8/2026 4:36 PM View: Appendix I Intrawell
Plant Bowen Client: Southern Company Data: Bowen 1, 2, 9, & 10

Sanitas™ v.10.1.06e Software licensed to Groundwater Stats Consulting. UG
Hollow symbols indicate censored values.
Within Limit

Prediction Limit

Intrawell Non-parametric

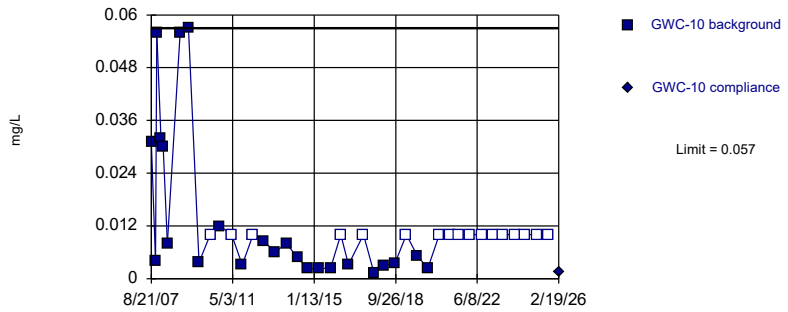

Non-parametric test used in lieu of parametric prediction limit because the Shapiro Wilk normality test showed the data to be non-normal at the 0.01 alpha level. Limit is highest of 41 background values. 41.46% NDs. Well-constituent pair annual alpha = 0.002235. Individual comparison alpha = 0.001118 (1 of 2).

Constituent: Zinc Analysis Run 6/8/2026 4:36 PM View: Appendix I Intrawell
Plant Bowen Client: Southern Company Data: Bowen 1, 2, 9, & 10

Sanitas™ v.10.1.06e Software licensed to Groundwater Stats Consulting. UG
Hollow symbols indicate censored values.
Within Limit

Prediction Limit

Intrawell Non-parametric

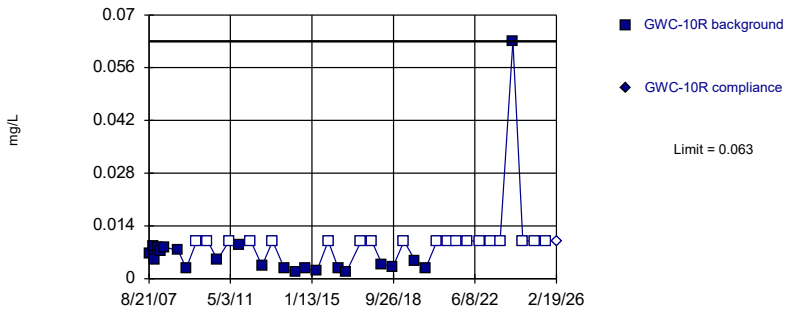

Non-parametric test used in lieu of parametric prediction limit because the Shapiro Wilk normality test showed the data to be non-normal at the 0.01 alpha level. Limit is highest of 41 background values. 46.34% NDs. Well-constituent pair annual alpha = 0.002235. Individual comparison alpha = 0.001118 (1 of 2).

Constituent: Zinc Analysis Run 6/8/2026 4:37 PM View: Appendix I Intrawell
Plant Bowen Client: Southern Company Data: Bowen 1, 2, 9, & 10

Sanitas™ v.10.1.06e Software licensed to Groundwater Stats Consulting. UG
Hollow symbols indicate censored values.
Within Limit

Prediction Limit

Intrawell Non-parametric

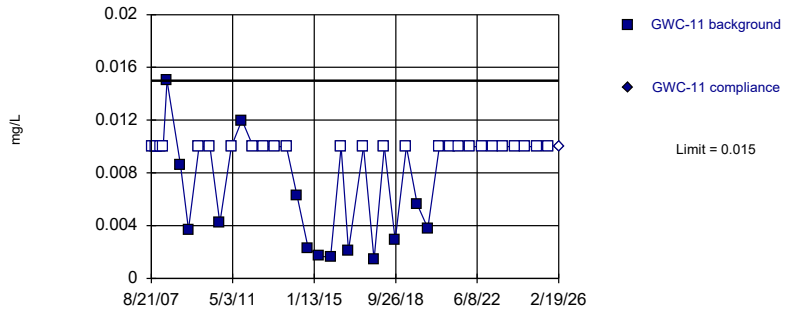

Non-parametric test used in lieu of parametric prediction limit because censored data exceeded 50%. Limit is highest of 41 background values. 65.85% NDs. Well-constituent pair annual alpha = 0.002235. Individual comparison alpha = 0.001118 (1 of 2).

Constituent: Zinc Analysis Run 6/8/2026 4:37 PM View: Appendix I Intrawell
Plant Bowen Client: Southern Company Data: Bowen 1, 2, 9, & 10

Sanitas™ v.10.1.06e Software licensed to Groundwater Stats Consulting. UG
Hollow symbols indicate censored values.
Within Limit

Prediction Limit

Intrawell Non-parametric

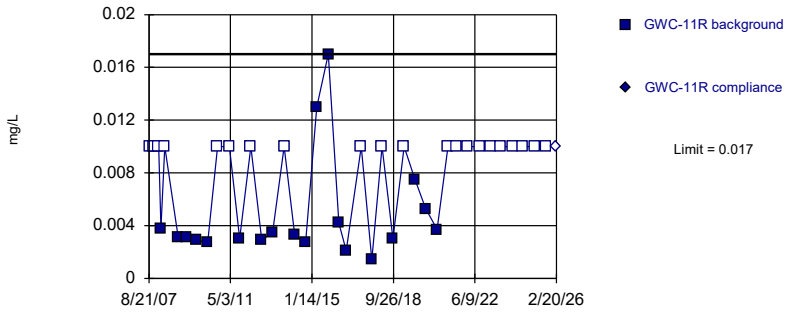

Non-parametric test used in lieu of parametric prediction limit because censored data exceeded 50%. Limit is highest of 41 background values. 53.66% NDs. Well-constituent pair annual alpha = 0.002235. Individual comparison alpha = 0.001118 (1 of 2).

Constituent: Zinc Analysis Run 6/8/2026 4:37 PM View: Appendix I Intrawell
Plant Bowen Client: Southern Company Data: Bowen 1, 2, 9, & 10

Sanitas™ v.10.1.06e Software licensed to Groundwater Stats Consulting. UG
Hollow symbols indicate censored values.

Within Limit

Prediction Limit

Intrawell Parametric

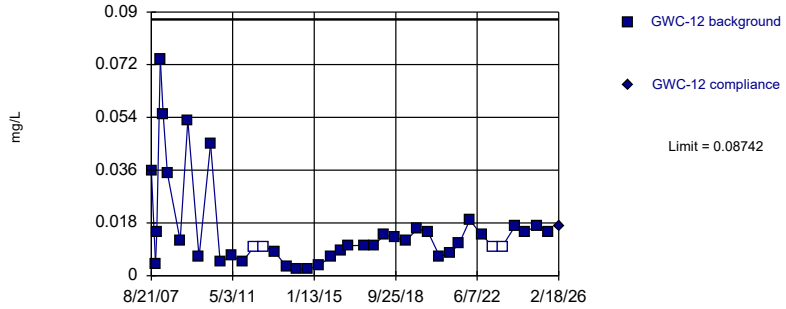

Background Data Summary (based on natural log transformation): Mean=-4.489, Std. Dev.=0.8155, n=41, 9.756% NDs. Normality test: Shapiro Wilk @alpha = 0.01, calculated = 0.9614, critical = 0.92. Kappa = 2.516 (c=16, w=26, 1 of 2, event alpha = 0.05132). Report alpha = 0.0001266.

Constituent: Zinc Analysis Run 6/8/2026 4:37 PM View: Appendix I Intrawell
Plant Bowen Client: Southern Company Data: Bowen 1, 2, 9, & 10

Sanitas™ v.10.1.06e Software licensed to Groundwater Stats Consulting. UG
Hollow symbols indicate censored values.

Within Limit

Prediction Limit

Intrawell Parametric

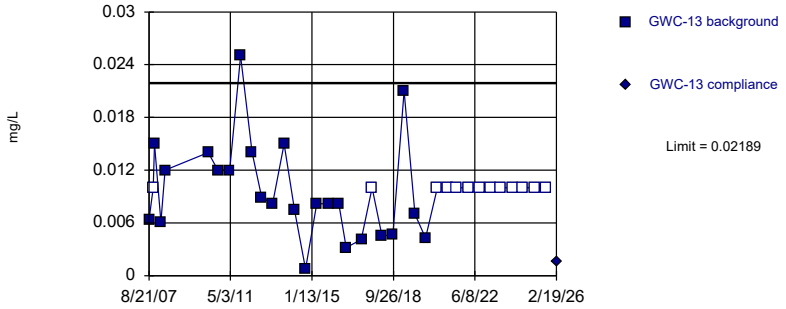

Background Data Summary (based on square root transformation) (after Kaplan-Meier Adjustment): Mean=0.08074, Std. Dev.=0.0264, n=37, 35.14% NDs. Normality test: Shapiro Wilk @alpha = 0.01, calculated = 0.9442, critical = 0.914. Kappa = 2.546 (c=16, w=26, 1 of 2, event alpha = 0.05132). Report alpha = 0.0001266.

Constituent: Zinc Analysis Run 6/8/2026 4:37 PM View: Appendix I Intrawell
Plant Bowen Client: Southern Company Data: Bowen 1, 2, 9, & 10

Sanitas™ v.10.1.06e Software licensed to Groundwater Stats Consulting. UG
Hollow symbols indicate censored values.

Within Limit

Prediction Limit

Intrawell Non-parametric

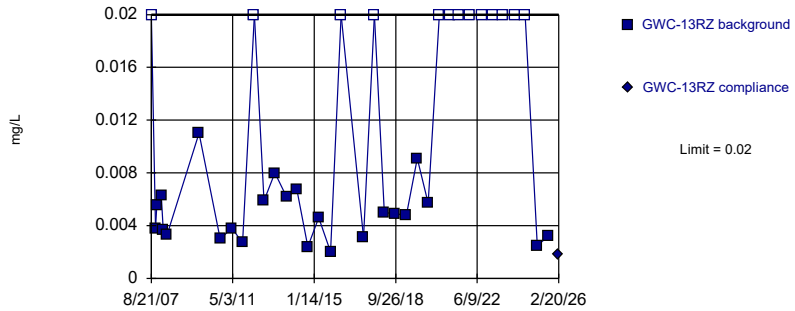

Non-parametric test used in lieu of parametric prediction limit because the Shapiro Wilk normality test showed the data to be non-normal at the 0.01 alpha level. Limit is highest of 37 background values. 35.14% NDs. Well-constituent pair annual alpha = 0.002721. Individual comparison alpha = 0.001361 (1 of 2).

Constituent: Zinc Analysis Run 6/8/2026 4:37 PM View: Appendix I Intrawell
Plant Bowen Client: Southern Company Data: Bowen 1, 2, 9, & 10

Sanitas™ v.10.1.06e Software licensed to Groundwater Stats Consulting. UG
Hollow symbols indicate censored values.

Within Limit

Prediction Limit

Intrawell Non-parametric

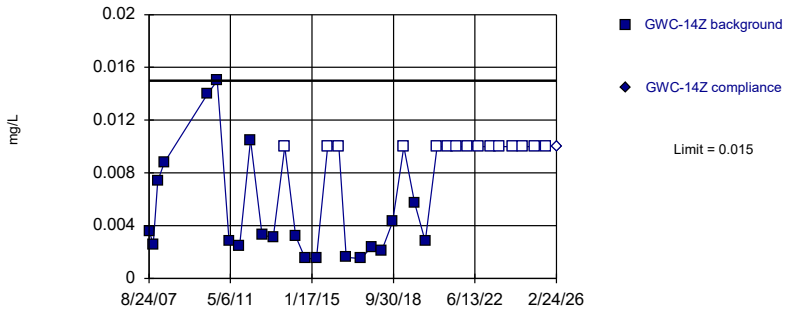

Non-parametric test used in lieu of parametric prediction limit because the Shapiro Wilk normality test showed the data to be non-normal at the 0.01 alpha level. Limit is highest of 36 background values. 41.67% NDs. Well-constituent pair annual alpha = 0.002856. Individual comparison alpha = 0.001429 (1 of 2).

Constituent: Zinc Analysis Run 6/8/2026 4:37 PM View: Appendix I Intrawell
Plant Bowen Client: Southern Company Data: Bowen 1, 2, 9, & 10

Sanitas™ v.10.1.06e Software licensed to Groundwater Stats Consulting. UG
Hollow symbols indicate censored values.

Within Limit

Prediction Limit

Intrawell Parametric

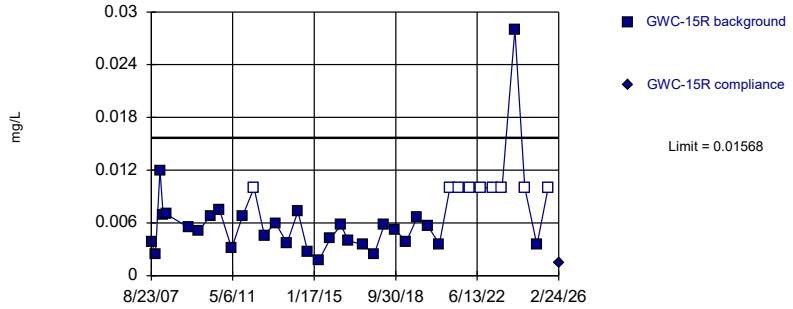

Background Data Summary (based on cube root transformation) (after Kaplan-Meier Adjustment): Mean=0.1711, Std. Dev.=0.03132, n=39, 23.08% NDs. Normality test: Shapiro Wilk @alpha = 0.01, calculated = 0.9324, critical = 0.917. Kappa = 2.53 (c=16, w=26, 1 of 2, event alpha = 0.05132). Report alpha = 0.0001266.

Constituent: Zinc Analysis Run 6/8/2026 4:37 PM View: Appendix I Intrawell
Plant Bowen Client: Southern Company Data: Bowen 1, 2, 9, & 10

Sanitas™ v.10.1.06e Software licensed to Groundwater Stats Consulting. UG
Hollow symbols indicate censored values.

Within Limit

Prediction Limit

Intrawell Non-parametric

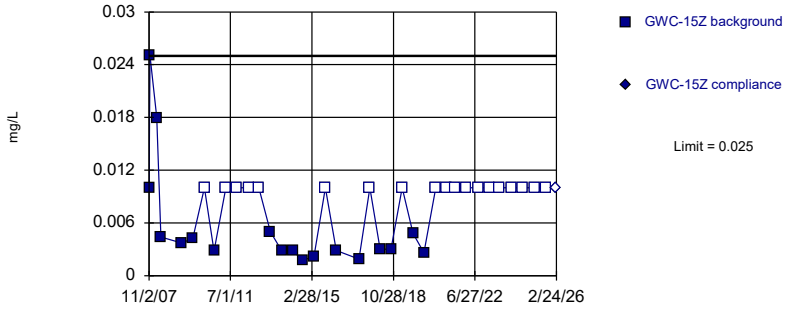

Non-parametric test used in lieu of parametric prediction limit because censored data exceeded 50%. Limit is highest of 37 background values. 51.35% NDs. Well-constituent pair annual alpha = 0.002721. Individual comparison alpha = 0.001361 (1 of 2).

Constituent: Zinc Analysis Run 6/8/2026 4:37 PM View: Appendix I Intrawell
Plant Bowen Client: Southern Company Data: Bowen 1, 2, 9, & 10

Sanitas™ v.10.1.06e Software licensed to Groundwater Stats Consulting. UG
Hollow symbols indicate censored values.

Within Limit

Prediction Limit

Intrawell Non-parametric

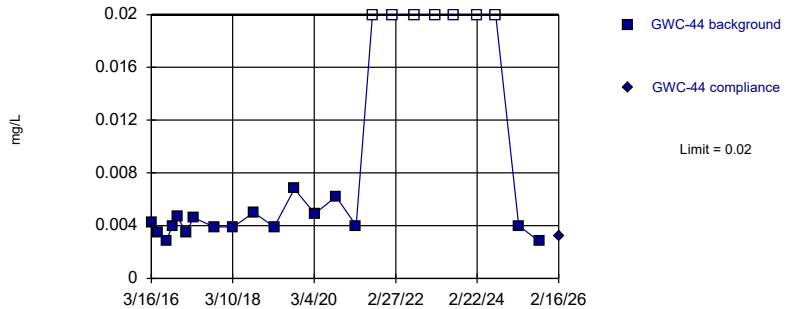

Non-parametric test used in lieu of parametric prediction limit because the Shapiro Wilk normality test showed the data to be non-normal at the 0.01 alpha level. Limit is highest of 24 background values. 29.17% NDs. Well-constituent pair annual alpha = 0.006238. Individual comparison alpha = 0.003124 (1 of 2).

Constituent: Zinc Analysis Run 6/8/2026 4:37 PM View: Appendix I Intrawell
Plant Bowen Client: Southern Company Data: Bowen 1, 2, 9, & 10

Sanitas™ v.10.1.06e Software licensed to Groundwater Stats Consulting. UG
Hollow symbols indicate censored values.

Within Limit

Prediction Limit

Intrawell Non-parametric

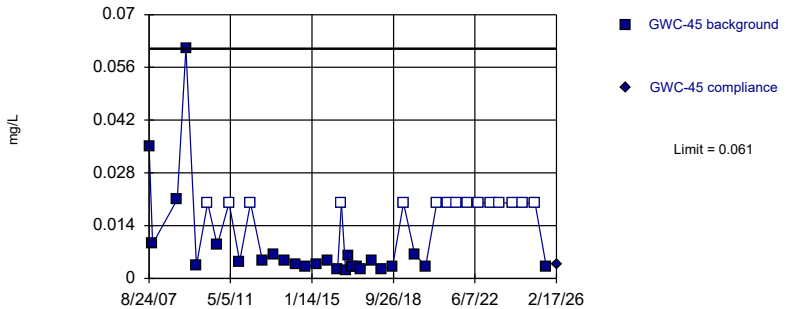

Non-parametric test used in lieu of parametric prediction limit because the Shapiro Wilk normality test showed the data to be non-normal at the 0.01 alpha level. Limit is highest of 41 background values. 36.59% NDs. Well-constituent pair annual alpha = 0.002235. Individual comparison alpha = 0.001118 (1 of 2).

Constituent: Zinc Analysis Run 6/8/2026 4:37 PM View: Appendix I Intrawell
Plant Bowen Client: Southern Company Data: Bowen 1, 2, 9, & 10

Sanitas™ v.10.1.06e Software licensed to Groundwater Stats Consulting. UG
Hollow symbols indicate censored values.

Within Limit

Prediction Limit

Intrawell Parametric

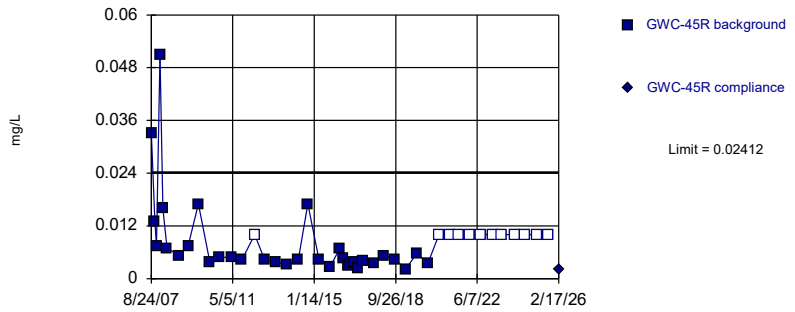

Background Data Summary (based on natural log transformation) (after Kaplan-Meier Adjustment): Mean=-5.34, Std. Dev.=0.6481, n=45, 26.67% NDs. Normality test: Shapiro Wilk @alpha = 0.01, calculated = 0.9343, critical = 0.926. Kappa = 2.492 (c=16, w=26, 1 of 2, event alpha = 0.05132). Report alpha = 0.0001266.

Constituent: Zinc Analysis Run 6/8/2026 4:37 PM View: Appendix I Intrawell
Plant Bowen Client: Southern Company Data: Bowen 1, 2, 9, & 10

Sanitas™ v.10.1.06e Software licensed to Groundwater Stats Consulting. UG
Hollow symbols indicate censored values.

Within Limit

Prediction Limit

Intrawell Non-parametric

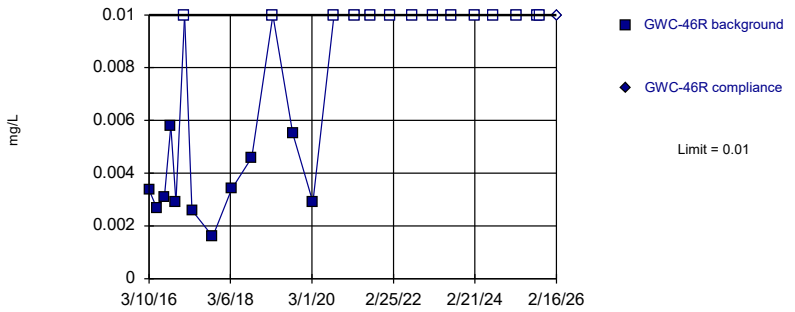

Non-parametric test used in lieu of parametric prediction limit because censored data exceeded 50%. Limit is highest of 25 background values. 56% NDs. Well-constituent pair annual alpha = 0.005656. Individual comparison alpha = 0.002832 (1 of 2).

Constituent: Zinc Analysis Run 6/8/2026 4:37 PM View: Appendix I Intrawell
Plant Bowen Client: Southern Company Data: Bowen 1, 2, 9, & 10

Sanitas™ v.10.1.06e Software licensed to Groundwater Stats Consulting. UG

Within Limit

Prediction Limit

Intrawell Parametric

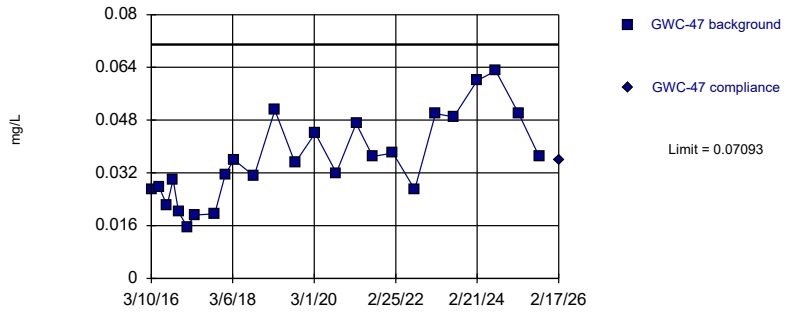

Background Data Summary: Mean=0.036, Std. Dev.=0.01294, n=25. Normality test: Shapiro Wilk @alpha = 0.01, calculated = 0.958, critical = 0.888. Kappa = 2.698 (c=16, w=26, 1 of 2, event alpha = 0.05132). Report alpha = 0.0001266.

Constituent: Zinc Analysis Run 6/8/2026 4:37 PM View: Appendix I Intrawell
Plant Bowen Client: Southern Company Data: Bowen 1, 2, 9, & 10

Sanitas™ v.10.1.06e Software licensed to Groundwater Stats Consulting. UG
Hollow symbols indicate censored values.

Within Limit

Prediction Limit

Intrawell Parametric

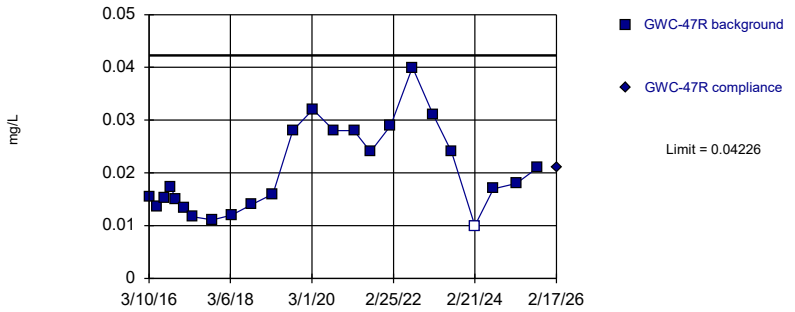

Background Data Summary: Mean=0.0202, Std. Dev.=0.008098, n=24, 4.167% NDs. Normality test: Shapiro Wilk @alpha = 0.01, calculated = 0.9091, critical = 0.884. Kappa = 2.725 (c=16, w=26, 1 of 2, event alpha = 0.05132). Report alpha = 0.0001266.

Constituent: Zinc Analysis Run 6/8/2026 4:37 PM View: Appendix I Intrawell
Plant Bowen Client: Southern Company Data: Bowen 1, 2, 9, & 10

Sanitas™ v.10.1.06e Software licensed to Groundwater Stats Consulting. UG
Hollow symbols indicate censored values.

Within Limit

Prediction Limit

Intrawell Parametric

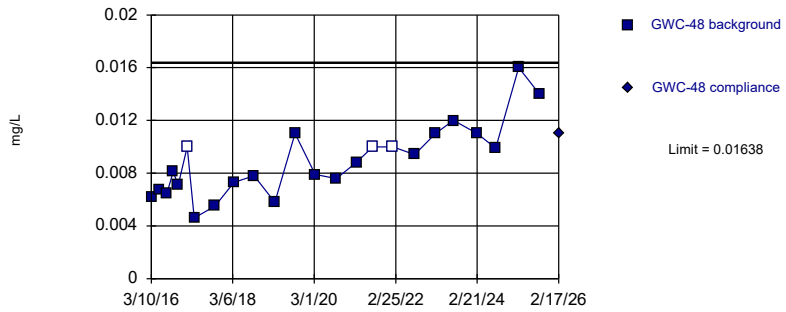

Background Data Summary: Mean=0.008925, Std. Dev.=0.002735, n=24, 12.5% NDs. Normality test: Shapiro Wilk @alpha = 0.01, calculated = 0.9546, critical = 0.884. Kappa = 2.725 (c=16, w=26, 1 of 2, event alpha = 0.05132). Report alpha = 0.0001266.

Constituent: Zinc Analysis Run 6/8/2026 4:37 PM View: Appendix I Intrawell
Plant Bowen Client: Southern Company Data: Bowen 1, 2, 9, & 10

Sanitas™ v.10.1.06e Software licensed to Groundwater Stats Consulting. UG
Hollow symbols indicate censored values.

Within Limit

Prediction Limit

Intrawell Non-parametric

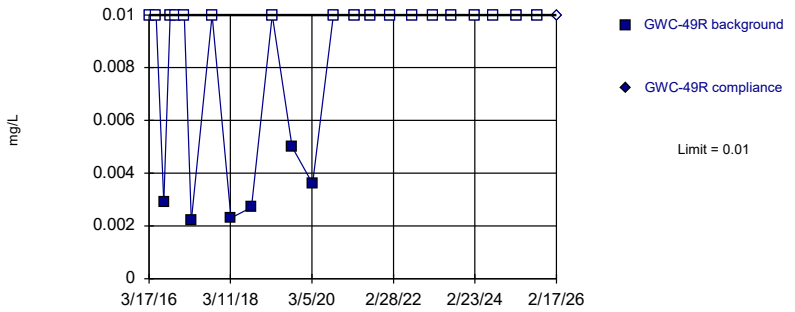

Non-parametric test used in lieu of parametric prediction limit because censored data exceeded 50%. Limit is highest of 24 background values. 75% NDs. Well-constituent pair annual alpha = 0.006238. Individual comparison alpha = 0.003124 (1 of 2).

Constituent: Zinc Analysis Run 6/8/2026 4:37 PM View: Appendix I Intrawell
Plant Bowen Client: Southern Company Data: Bowen 1, 2, 9, & 10

Sanitas™ v.10.1.06e Software licensed to Groundwater Stats Consulting. UG
Hollow symbols indicate censored values.

Within Limit

Prediction Limit

Intrawell Non-parametric

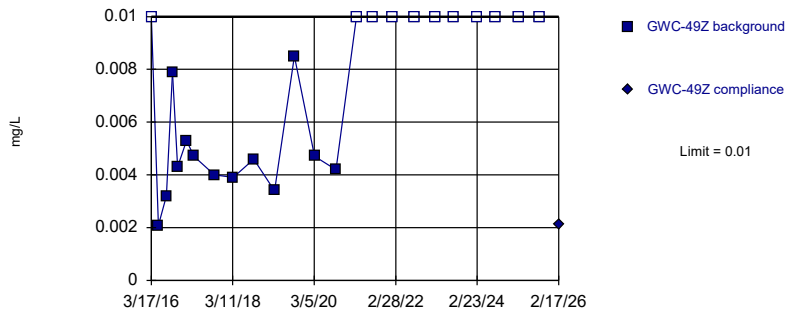

Non-parametric test used in lieu of parametric prediction limit because the Shapiro Wilk normality test showed the data to be non-normal at the 0.01 alpha level. Limit is highest of 24 background values. 45.83% NDs. Well-constituent pair annual alpha = 0.006238. Individual comparison alpha = 0.003124 (1 of 2).

Constituent: Zinc Analysis Run 6/8/2026 4:37 PM View: Appendix I Intrawell
Plant Bowen Client: Southern Company Data: Bowen 1, 2, 9, & 10

Prediction Limit

Constituent: Antimony (mg/L) Analysis Run 6/8/2026 4:38 PM View: Appendix I Intrawell

Plant Bowen Client: Southern Company Data: Bowen 1, 2, 9, & 10

	GWA-1	GWA-1
8/23/2007	<0.003	
10/23/2007	<0.003	
11/18/2007	<0.003	
1/30/2008	<0.003	
3/10/2008	<0.003	
5/13/2008	<0.003	
12/5/2008	<0.003	
4/15/2009	<0.003	
10/7/2009	<0.003	
5/3/2010	<0.003	
10/12/2010	<0.003	
4/27/2011	<0.003	
10/17/2011	0.0054	
5/2/2012	<0.003	
10/8/2012	<0.003	
4/12/2013	0.0058	
10/16/2013	0.01	
4/11/2014	0.0035 (J)	
9/30/2014	0.0068	
3/30/2015	0.0074	
10/13/2015	0.017	
3/22/2016	0.00567	
5/19/2016	0.00319	
7/29/2016	0.0025 (J)	
9/23/2016	0.0051	
11/9/2016	0.0097	
1/30/2017	0.0032	
3/30/2017	0.0028 (J)	
6/9/2017	0.0018 (J)	
10/2/2017	0.0014 (J)	
3/16/2018	0.0014 (J)	
9/17/2018	0.001 (J)	
3/20/2019	<0.003	
9/12/2019	0.0037	
3/11/2020	0.00079 (J)	
9/15/2020	0.0061	
3/16/2021	0.0014 (J)	
8/9/2021	0.0027 (J)	
2/1/2022	0.0028 (J)	
8/16/2022	0.0084	
2/16/2023	0.016	
7/27/2023	0.011	
2/22/2024	0.0014 (J)	
8/7/2024	0.0028 (J)	
2/27/2025	0.00062 (J)	
9/2/2025	0.0016 (J)	
2/18/2026		0.0026

ND substitution: RL or RL/2 if <15% NDs.

Prediction Limit

Constituent: Antimony (mg/L) Analysis Run 6/8/2026 4:38 PM View: Appendix I Intrawell

Plant Bowen Client: Southern Company Data: Bowen 1, 2, 9, & 10

	GWA-2	GWA-2
8/23/2007	<0.002	
10/24/2007	<0.002	
11/18/2007	<0.002	
1/31/2008	<0.002	
3/11/2008	<0.002	
5/6/2008	<0.002	
12/4/2008	<0.002	
4/21/2009	<0.002	
10/7/2009	<0.002	
4/26/2010	<0.002	
10/4/2010	<0.002	
4/13/2011	<0.002	
10/5/2011	<0.002	
4/11/2012	<0.002	
10/9/2012	<0.002	
4/15/2013	<0.002	
10/15/2013	<0.002	
4/22/2014	<0.002	
9/30/2014	<0.002	
3/30/2015	<0.002	
10/13/2015	<0.002	
3/23/2016	<0.002	
5/20/2016	<0.002	
7/29/2016	<0.002	
9/23/2016	<0.002	
11/9/2016	0.001 (J)	
1/31/2017	<0.002	
3/30/2017	<0.002	
6/12/2017	0.0006 (J)	
10/2/2017	<0.002	
3/19/2018	<0.002	
9/14/2018	<0.002	
3/20/2019	<0.002	
9/12/2019	<0.002	
3/11/2020	<0.002	
9/15/2020	<0.002	
3/17/2021	<0.002	
8/9/2021	<0.002	
2/1/2022	<0.002	
8/16/2022	<0.002	
2/16/2023	<0.002	
7/27/2023	<0.002	
2/22/2024	<0.002	
8/7/2024	<0.002	
2/27/2025	<0.002	
9/2/2025	<0.002	
2/18/2026		<0.002

ND substitution: RL or RL/2 if <15% NDs.

Prediction Limit

Constituent: Antimony (mg/L) Analysis Run 6/8/2026 4:38 PM View: Appendix I Intrawell

Plant Bowen Client: Southern Company Data: Bowen 1, 2, 9, & 10

	GWA-2R	GWA-2R
8/23/2007	<0.005	
10/24/2007	<0.005	
11/18/2007	<0.005	
1/31/2008	<0.005	
3/10/2008	<0.005	
5/13/2008	<0.005	
12/4/2008	<0.005	
4/21/2009	<0.005	
10/8/2009	<0.005	
4/21/2010	<0.005	
9/28/2010	<0.005	
4/12/2011	<0.005	
10/4/2011	<0.005	
4/3/2012	0.0053	
10/9/2012	<0.005	
4/11/2013	0.0075	
10/16/2013	<0.005	
4/10/2014	0.0081	
9/30/2014	0.0022 (J)	
3/30/2015	0.011	
10/13/2015	0.0045 (J)	
3/23/2016	0.00281 (J)	
5/19/2016	0.00264 (J)	
7/29/2016	0.0069	
9/22/2016	0.0066	
11/10/2016	0.0024 (J)	
1/31/2017	0.0064	
4/3/2017	0.0049	
6/9/2017	0.0024 (J)	
10/2/2017	0.0045	
3/16/2018	0.021 (O)	
9/14/2018	0.0054	
3/19/2019	0.0019 (J)	
9/13/2019	0.0044	
3/11/2020	0.002 (J)	
9/15/2020	0.0037	
3/16/2021	0.005	
8/9/2021	0.0033	
2/1/2022	0.0029 (J)	
8/16/2022	0.002 (J)	
2/16/2023	0.0048	
7/27/2023	0.0095	
2/26/2024	0.0019 (J)	
8/6/2024	0.0021 (J)	
2/27/2025	0.0042	
9/2/2025	0.0024	
2/18/2026		0.0017 (J)

ND substitution: RL or RL/2 if <15% NDs.

Prediction Limit

Constituent: Antimony (mg/L) Analysis Run 6/8/2026 4:38 PM View: Appendix I Intrawell

Plant Bowen Client: Southern Company Data: Bowen 1, 2, 9, & 10

	GWA-3A	GWA-3A
8/23/2007	<0.002	
11/2/2007	<0.002	
11/18/2007	<0.002	
1/31/2008	<0.002	
3/11/2008	<0.002	
5/14/2008	<0.002	
12/5/2008	<0.002	
4/15/2009	<0.002	
10/8/2009	<0.002	
4/28/2010	<0.002	
10/6/2010	<0.002	
4/21/2011	<0.002	
10/13/2011	<0.002	
5/1/2012	<0.002	
10/9/2012	<0.002	
4/11/2013	<0.002	
10/16/2013	<0.002	
4/23/2014	<0.002	
10/4/2014	0.0031 (J)	
3/31/2015	0.0068	
10/12/2015	<0.002	
3/23/2016	0.0035	
5/23/2016	<0.002	
7/29/2016	0.0029 (J)	
9/22/2016	0.0041	
11/10/2016	0.0048	
1/31/2017	<0.002	
3/30/2017	0.001 (J)	
6/12/2017	0.0016 (J)	
10/4/2017	0.0009 (J)	
3/19/2018	0.0019 (J)	
9/17/2018	0.0011 (J)	
3/20/2019	0.0019 (J)	
9/13/2019	0.0013 (J)	
3/11/2020	0.0045	
3/29/2021	<0.002	
8/9/2021	<0.002	
2/2/2022	<0.002	
8/16/2022	<0.002	
2/17/2023	<0.002	
8/1/2023	<0.002	
2/22/2024	<0.002	
8/8/2024	<0.002	
2/26/2025	<0.002	
9/2/2025	<0.002	
2/17/2026		<0.002

ND substitution: RL or RL/2 if <15% NDs.

Prediction Limit

Constituent: Antimony (mg/L) Analysis Run 6/8/2026 4:38 PM View: Appendix I Intrawell

Plant Bowen Client: Southern Company Data: Bowen 1, 2, 9, & 10

	GWA-4RZ	GWA-4RZ
5/20/2009	<0.002	
10/19/2009	<0.002	
4/27/2010	<0.002	
10/4/2010	<0.002	
4/14/2011	<0.002	
10/5/2011	<0.002	
4/11/2012	<0.002	
10/2/2012	<0.002	
4/11/2013	<0.002	
10/21/2013	<0.002	
4/23/2014	<0.002	
10/4/2014	<0.002	
3/31/2015	<0.002	
10/11/2015	<0.002	
2/22/2017	0.0018 (J)	
4/7/2017	0.0008 (J)	
6/14/2017	0.0011 (J)	
7/12/2017	0.0015 (J)	
7/20/2017	<0.002	
7/28/2017	<0.002	
8/9/2017	<0.002	
8/24/2017	0.0007 (J)	
10/3/2017	<0.002	
3/21/2018	<0.002	
9/18/2018	<0.002	
3/21/2019	<0.002	
9/13/2019	0.00052 (J)	
3/12/2020	0.0017 (J)	
9/17/2020	0.00087 (J)	
3/16/2021	0.00082 (J)	
8/10/2021	0.0013 (J)	
2/3/2022	<0.002	
8/17/2022	<0.002	
2/17/2023	<0.002	
7/28/2023	<0.002	
2/27/2024	<0.002	
8/8/2024	<0.002	
2/28/2025	<0.002	
9/3/2025	<0.002	
2/18/2026		<0.002

ND substitution: RL or RL/2 if <15% NDs.

Prediction Limit

Constituent: Antimony (mg/L) Analysis Run 6/8/2026 4:38 PM View: Appendix I Intrawell

Plant Bowen Client: Southern Company Data: Bowen 1, 2, 9, & 10

	GWA-39RZ	GWA-39RZ
2/21/2017	0.0057	
3/27/2017	0.0013 (J)	
6/8/2017	0.0035	
7/17/2017	0.005	
7/27/2017	0.0033	
8/9/2017	0.0012 (J)	
9/29/2017	0.0013 (J)	
3/16/2018	0.0078	
9/14/2018	0.0056	
3/14/2019	0.014 (O)	
9/11/2019	0.0098	
3/9/2020	0.0013 (J)	
9/16/2020	0.0028 (J)	
3/16/2021	0.00041 (J)	
8/6/2021	<0.003	
2/2/2022	<0.003	
8/16/2022	0.001 (J)	
2/14/2023	0.0019 (J)	
7/25/2023	<0.003	
2/19/2024	0.0016 (J)	
8/1/2024	0.00097 (J)	
2/26/2025	0.0022 (J)	
8/28/2025	0.0011 (J)	
2/18/2026		0.0015 (J)

ND substitution: RL or RL/2 if <15% NDs.

Prediction Limit

Constituent: Antimony (mg/L) Analysis Run 6/8/2026 4:38 PM View: Appendix I Intrawell

Plant Bowen Client: Southern Company Data: Bowen 1, 2, 9, & 10

	GWA-39Z	GWA-39Z
3/14/2016	<0.002	
5/11/2016	0.000839 (J)	
7/19/2016	0.0024 (J)	
9/15/2016	0.0009 (J)	
11/2/2016	0.001 (J)	
1/18/2017	0.0017 (J)	
3/28/2017	0.0006 (J)	
6/7/2017	0.0003 (J)	
9/26/2017	<0.002	
3/14/2018	<0.002	
9/12/2018	<0.002	
3/15/2019	<0.002	
9/9/2019	0.00079 (J)	
3/9/2020	0.0011 (J)	
9/10/2020	0.0003 (J)	
3/12/2021	0.0039	
8/4/2021	0.00083 (J)	
1/31/2022	<0.002	
8/10/2022	<0.002	
2/13/2023	0.00087 (J)	
7/26/2023	0.0028 (J)	
2/19/2024	0.00081 (J)	
8/1/2024	<0.002	
2/25/2025	<0.002	
8/28/2025	<0.002	
2/18/2026		<0.002

ND substitution: RL or RL/2 if <15% NDs.

Prediction Limit

Constituent: Antimony (mg/L) Analysis Run 6/8/2026 4:38 PM View: Appendix I Intrawell

Plant Bowen Client: Southern Company Data: Bowen 1, 2, 9, & 10

	GWA-40	GWA-40
3/15/2016	<0.002	
5/11/2016	<0.002	
7/21/2016	<0.002	
9/15/2016	<0.002	
11/3/2016	0.0021 (J)	
1/17/2017	<0.002	
3/24/2017	<0.002	
5/24/2017	<0.002	
9/26/2017	<0.002	
3/14/2018	<0.002	
9/12/2018	<0.002	
3/13/2019	<0.002	
9/9/2019	<0.002	
3/9/2020	<0.002	
9/11/2020	<0.002	
3/10/2021	<0.002	
8/4/2021	<0.002	
1/31/2022	0.0014 (J)	
8/12/2022	<0.002	
2/13/2023	<0.002	
7/26/2023	<0.002	
2/19/2024	<0.002	
8/1/2024	<0.002	
2/25/2025	<0.002	
8/27/2025	<0.002	
2/16/2026		<0.002

ND substitution: RL or RL/2 if <15% NDs.

Prediction Limit

Constituent: Antimony (mg/L) Analysis Run 6/8/2026 4:38 PM View: Appendix I Intrawell

Plant Bowen Client: Southern Company Data: Bowen 1, 2, 9, & 10

	GWA-41	GWA-41
3/15/2016	<0.002	
5/12/2016	<0.002	
7/20/2016	<0.002	
9/15/2016	<0.002	
11/3/2016	<0.002	
1/18/2017	<0.002	
3/24/2017	<0.002	
6/6/2017	<0.002	
9/25/2017	<0.002	
3/14/2018	<0.002	
9/12/2018	<0.002	
3/14/2019	<0.002	
9/10/2019	<0.002	
3/6/2020	<0.002	
9/10/2020	<0.002	
3/11/2021	0.00038 (J)	
8/4/2021	<0.002	
1/31/2022	<0.002	
8/11/2022	<0.002	
2/13/2023	<0.002	
7/25/2023	0.0029 (J)	
2/19/2024	<0.002	
8/1/2024	<0.002	
2/25/2025	<0.002	
8/28/2025	<0.002	
2/16/2026		<0.002

ND substitution: RL or RL/2 if <15% NDs.

Prediction Limit

Constituent: Antimony (mg/L) Analysis Run 6/8/2026 4:38 PM View: Appendix I Intrawell

Plant Bowen Client: Southern Company Data: Bowen 1, 2, 9, & 10

	GWA-41R	GWA-41R
3/15/2016	<0.002	
5/13/2016	<0.002	
7/21/2016	0.0007 (J)	
9/21/2016	<0.002	
11/3/2016	<0.002	
1/17/2017	<0.002	
3/27/2017	0.0008 (J)	
6/6/2017	<0.002	
9/25/2017	0.0035	
3/14/2018	<0.002	
9/12/2018	0.003 (J)	
3/14/2019	<0.002	
9/10/2019	0.0029 (J)	
3/9/2020	0.0037	
9/10/2020	0.0019 (J)	
3/10/2021	0.00037 (J)	
8/4/2021	<0.002	
1/31/2022	0.0011 (J)	
8/11/2022	<0.002	
2/13/2023	0.0045	
7/25/2023	0.0021 (J)	
2/19/2024	<0.002	
8/1/2024	0.00085 (J)	
2/25/2025	0.0089	
8/27/2025	0.0027	
2/16/2026		<0.002

ND substitution: RL or RL/2 if <15% NDs.

Prediction Limit

Constituent: Antimony (mg/L) Analysis Run 6/8/2026 4:38 PM View: Appendix I Intrawell

Plant Bowen Client: Southern Company Data: Bowen 1, 2, 9, & 10

	GWA-42	GWA-42
3/11/2016	<0.002	
5/16/2016	<0.002	
7/22/2016	0.002 (J)	
9/19/2016	<0.002	
11/3/2016	<0.002	
1/17/2017	<0.002	
3/27/2017	<0.002	
6/7/2017	<0.002	
9/26/2017	<0.002	
3/14/2018	<0.002	
9/14/2018	<0.002	
3/14/2019	<0.002	
9/10/2019	<0.002	
3/6/2020	<0.002	
9/10/2020	<0.002	
3/11/2021	<0.002	
8/4/2021	<0.002	
1/31/2022	<0.002	
8/10/2022	<0.002	
2/13/2023	<0.002	
7/26/2023	<0.002	
2/20/2024	<0.002	
8/1/2024	<0.002	
2/25/2025	<0.002	
8/28/2025	<0.002	
2/16/2026		<0.002

ND substitution: RL or RL/2 if <15% NDs.

Prediction Limit

Constituent: Antimony (mg/L) Analysis Run 6/8/2026 4:38 PM View: Appendix I Intrawell

Plant Bowen Client: Southern Company Data: Bowen 1, 2, 9, & 10

	GWA-43	GWA-43
3/11/2016	<0.002	
5/13/2016	<0.002	
7/19/2016	0.0004 (J)	
9/16/2016	<0.002	
11/2/2016	<0.002	
1/18/2017	<0.002	
3/28/2017	<0.002	
6/6/2017	<0.002	
9/22/2017	<0.002	
3/14/2018	<0.002	
9/12/2018	<0.002	
3/13/2019	<0.002	
9/11/2019	<0.002	
3/9/2020	0.00062 (J)	
9/11/2020	<0.002	
3/11/2021	<0.002	
8/6/2021	<0.002	
1/31/2022	<0.002	
8/11/2022	<0.002	
2/14/2023	<0.002	
7/25/2023	<0.002	
2/20/2024	<0.002	
8/2/2024	<0.002	
2/25/2025	<0.002	
8/28/2025	<0.002	
2/16/2026		<0.002

ND substitution: RL or RL/2 if <15% NDs.

Prediction Limit

Constituent: Antimony (mg/L) Analysis Run 6/8/2026 4:38 PM View: Appendix I Intrawell

Plant Bowen Client: Southern Company Data: Bowen 1, 2, 9, & 10

	GWA-43R	GWA-43R
3/11/2016	<0.002	
5/13/2016	<0.002	
7/19/2016	<0.002	
9/16/2016	<0.002	
11/2/2016	<0.002	
1/18/2017	0.0013 (J)	
3/28/2017	<0.002	
6/6/2017	0.0007 (J)	
9/22/2017	0.0012 (J)	
3/15/2018	<0.002	
9/12/2018	<0.002	
3/13/2019	<0.002	
9/11/2019	0.00029 (J)	
3/9/2020	0.00037 (J)	
9/14/2020	<0.002	
3/11/2021	0.00074 (J)	
8/5/2021	<0.002	
1/31/2022	<0.002	
8/10/2022	<0.002	
2/13/2023	<0.002	
7/25/2023	<0.002	
2/20/2024	0.0015 (J)	
8/2/2024	0.00086 (J)	
2/25/2025	<0.002	
8/28/2025	<0.002	
2/16/2026		<0.002

ND substitution: RL or RL/2 if <15% NDs.

Prediction Limit

Constituent: Antimony (mg/L) Analysis Run 6/8/2026 4:38 PM View: Appendix I Intrawell

Plant Bowen Client: Southern Company Data: Bowen 1, 2, 9, & 10

	GWA-50	GWA-50
12/12/2008	<0.002	
4/23/2009	<0.002	
10/6/2009	<0.002	
4/27/2010	<0.002	
9/30/2010	<0.002	
4/14/2011	<0.002	
10/5/2011	<0.002	
4/11/2012	<0.002	
10/2/2012	<0.002	
4/9/2013	<0.002	
10/15/2013	<0.002	
4/10/2014	<0.002	
10/1/2014	<0.002	
3/30/2015	<0.002	
10/11/2015	<0.002	
3/28/2016	0.00139 (J)	
5/23/2016	0.000677 (J)	
8/1/2016	0.001 (J)	
9/26/2016	<0.002	
11/10/2016	0.0022 (J)	
1/30/2017	<0.002	
4/7/2017	<0.002	
6/12/2017	0.001 (J)	
10/2/2017	<0.002	
3/16/2018	<0.002	
9/17/2018	<0.002	
3/19/2019	<0.002	
9/13/2019	<0.002	
3/11/2020	0.0005 (J)	
9/16/2020	<0.002	
3/17/2021	<0.002	
8/9/2021	<0.002	
2/1/2022	0.0015 (J)	
8/16/2022	<0.002	
2/16/2023	<0.002	
7/28/2023	<0.002	
2/22/2024	<0.002	
8/8/2024	<0.002	
2/27/2025	<0.002	
9/2/2025	<0.002	
2/17/2026		<0.002

ND substitution: RL or RL/2 if <15% NDs.

Prediction Limit

Constituent: Antimony (mg/L) Analysis Run 6/8/2026 4:38 PM View: Appendix I Intrawell

Plant Bowen Client: Southern Company Data: Bowen 1, 2, 9, & 10

	GWA-50R	GWA-50R
12/12/2008	<0.002	
4/23/2009	<0.002	
10/6/2009	<0.002	
5/3/2010	<0.002	
10/11/2010	<0.002	
4/27/2011	<0.002	
10/19/2011	<0.002	
5/1/2012	<0.002	
10/2/2012	<0.002	
4/10/2013	<0.002	
10/16/2013	<0.002	
4/22/2014	<0.002	
10/1/2014	<0.002	
3/30/2015	<0.002	
10/11/2015	<0.002	
3/28/2016	<0.002	
5/25/2016	<0.002	
8/1/2016	0.0009 (J)	
9/26/2016	<0.002	
11/11/2016	<0.002	
1/30/2017	<0.002	
4/3/2017	<0.002	
6/12/2017	<0.002	
10/2/2017	<0.002	
3/16/2018	<0.002	
9/18/2018	<0.002	
3/19/2019	<0.002	
9/12/2019	<0.002	
3/11/2020	<0.002	
9/15/2020	0.00048 (J)	
3/17/2021	<0.002	
8/9/2021	<0.002	
2/2/2022	<0.002	
8/17/2022	<0.002	
2/16/2023	<0.002	
7/28/2023	<0.002	
2/22/2024	<0.002	
8/8/2024	<0.002	
2/28/2025	<0.002	
9/2/2025	<0.002	
2/17/2026		<0.002

ND substitution: RL or RL/2 if <15% NDs.

Prediction Limit

Constituent: Antimony (mg/L) Analysis Run 6/8/2026 4:38 PM View: Appendix I Intrawell

Plant Bowen Client: Southern Company Data: Bowen 1, 2, 9, & 10

	GWC-5	GWC-5
8/23/2007	<0.002	
10/25/2007	<0.002	
11/19/2007	<0.002	
1/23/2008	<0.002	
3/11/2008	<0.002	
5/12/2008	<0.002	
12/11/2008	<0.002	
4/15/2009	<0.002	
10/9/2009	<0.002	
5/4/2010	<0.002	
10/12/2010	<0.002	
4/28/2011	<0.002	
10/19/2011	<0.002	
5/2/2012	<0.002	
10/9/2012	<0.002	
4/11/2013	<0.002	
10/16/2013	<0.002	
4/23/2014	<0.002	
10/3/2014	<0.002	
3/31/2015	<0.002	
10/12/2015	<0.002	
3/28/2016	0.00104 (J)	
5/25/2016	0.000686 (J)	
8/1/2016	0.0006 (J)	
9/27/2016	<0.002	
11/11/2016	<0.002	
1/31/2017	<0.002	
4/3/2017	<0.002	
6/12/2017	<0.002	
10/3/2017	<0.002	
3/19/2018	<0.002	
9/17/2018	<0.002	
3/20/2019	<0.002	
9/16/2019	<0.002	
3/16/2020	0.00031 (J)	
9/16/2020	<0.002	
3/17/2021	<0.002	
8/9/2021	<0.002	
2/2/2022	<0.002	
8/16/2022	<0.002	
2/20/2023	<0.002	
7/28/2023	<0.002	
2/26/2024	<0.002	
8/8/2024	<0.002	
2/27/2025	<0.002	
9/3/2025	<0.002	
2/19/2026		<0.002

ND substitution: RL or RL/2 if <15% NDs.

Prediction Limit

Constituent: Antimony (mg/L) Analysis Run 6/8/2026 4:38 PM View: Appendix I Intrawell

Plant Bowen Client: Southern Company Data: Bowen 1, 2, 9, & 10

	GWC-6	GWC-6
8/22/2007	<0.002	
10/25/2007	<0.002	
11/20/2007	<0.002	
1/23/2008	<0.002	
3/11/2008	<0.002	
5/14/2008	<0.002	
12/11/2008	<0.002	
4/23/2009	<0.002	
10/9/2009	<0.002	
5/4/2010	<0.002	
10/11/2010	<0.002	
4/26/2011	<0.002	
10/18/2011	<0.002	
5/2/2012	<0.002	
10/8/2012	<0.002	
4/10/2013	<0.002	
10/8/2013	<0.002	
4/14/2014	<0.002	
10/3/2014	<0.002	
4/1/2015	0.0035 (J)	
10/9/2015	<0.002	
3/29/2016	<0.002	
5/24/2016	<0.002	
8/1/2016	<0.002	
9/26/2016	<0.002	
11/18/2016	<0.002	
2/1/2017	0.0009 (J)	
4/6/2017	0.001 (J)	
6/13/2017	0.0012 (J)	
10/3/2017	<0.002	
3/19/2018	<0.002	
9/17/2018	<0.002	
3/21/2019	<0.002	
9/16/2019	<0.002	
3/12/2020	0.00052 (J)	
9/16/2020	<0.002	
3/17/2021	<0.002	
8/10/2021	<0.002	
2/2/2022	<0.002	
8/17/2022	<0.002	
2/17/2023	<0.002	
7/31/2023	<0.002	
2/26/2024	<0.002	
8/8/2024	<0.002	
2/27/2025	<0.002	
9/3/2025	<0.002	
2/20/2026		<0.002

ND substitution: RL or RL/2 if <15% NDs.

Prediction Limit

Constituent: Antimony (mg/L) Analysis Run 6/8/2026 4:38 PM View: Appendix I Intrawell

Plant Bowen Client: Southern Company Data: Bowen 1, 2, 9, & 10

	GWC-6RZ	GWC-6RZ
5/26/2015	<0.002	
6/18/2015	<0.002	
7/2/2015	<0.002	
10/9/2015	<0.002	
3/29/2016	0.000768 (J)	
5/24/2016	<0.002	
8/1/2016	0.0003 (J)	
9/26/2016	<0.002	
11/14/2016	<0.002	
2/1/2017	<0.002	
4/6/2017	0.0006 (J)	
6/13/2017	0.0011 (J)	
10/3/2017	<0.002	
3/20/2018	<0.002	
9/17/2018	0.0023 (J)	
3/21/2019	<0.002	
9/16/2019	<0.002	
3/12/2020	0.0011 (J)	
9/16/2020	<0.002	
3/17/2021	<0.002	
8/10/2021	0.0028 (J)	
2/2/2022	<0.002	
8/17/2022	<0.002	
2/17/2023	<0.002	
7/28/2023	<0.002	
2/26/2024	<0.002	
8/8/2024	<0.002	
2/27/2025	<0.002	
9/2/2025	<0.002	
2/20/2026		<0.002

ND substitution: RL or RL/2 if <15% NDs.

Prediction Limit

Constituent: Antimony (mg/L) Analysis Run 6/8/2026 4:38 PM View: Appendix I Intrawell

Plant Bowen Client: Southern Company Data: Bowen 1, 2, 9, & 10

	GWC-7Z	GWC-7Z
8/22/2007	<0.003	
10/25/2007	0.0058	
11/20/2007	<0.003	
1/16/2008	<0.003	
3/6/2008	<0.003	
5/13/2008	<0.003	
12/13/2008	<0.003	
4/15/2009	<0.003	
10/9/2009	<0.003	
4/27/2010	<0.003	
10/5/2010	<0.003	
4/19/2011	<0.003	
10/12/2011	<0.003	
4/24/2012	<0.003	
10/3/2012	<0.003	
4/9/2013	<0.003	
10/8/2013	<0.003	
4/10/2014	<0.003	
10/2/2014	<0.003	
4/2/2015	0.0024 (J)	
10/10/2015	<0.003	
5/31/2016	<0.003	
8/2/2016	<0.003	
9/27/2016	<0.003	
11/21/2016	<0.003	
2/1/2017	<0.003	
4/6/2017	<0.003	
6/13/2017	0.0008 (J)	
7/14/2017	0.0008 (J)	
10/3/2017	<0.003	
3/20/2018	<0.003	
9/18/2018	<0.003	
3/21/2019	<0.003	
9/13/2019	0.002 (J)	
3/12/2020	0.00066 (J)	
9/16/2020	0.0012 (J)	
3/17/2021	0.00099 (J)	
8/10/2021	0.0017 (J)	
2/2/2022	0.00093 (J)	
8/17/2022	0.0011 (J)	
2/20/2023	0.0012 (J)	
7/31/2023	<0.003	
2/26/2024	0.00086 (J)	
8/8/2024	0.0012 (J)	
2/27/2025	0.00071 (J)	
9/3/2025	0.0007 (J)	
2/19/2026		0.00081 (J)

ND substitution: RL or RL/2 if <15% NDs.

Prediction Limit

Constituent: Antimony (mg/L) Analysis Run 6/8/2026 4:38 PM View: Appendix I Intrawell

Plant Bowen Client: Southern Company Data: Bowen 1, 2, 9, & 10

	GWC-8RR	GWC-8RR
8/22/2007	<0.002	
10/26/2007	<0.002	
11/20/2007	<0.002	
1/23/2008	<0.002	
3/10/2008	<0.002	
5/6/2008	<0.002	
12/12/2008	<0.002	
4/23/2009	<0.002	
10/8/2009	<0.002	
5/4/2010	<0.002	
10/7/2010	<0.002	
4/26/2011	<0.002	
10/18/2011	<0.002	
4/30/2012	<0.002	
10/3/2012	<0.002	
4/8/2013	<0.002	
10/9/2013	<0.002	
4/10/2014	<0.002	
10/2/2014	0.0025 (J)	
4/3/2015	<0.002	
10/8/2015	<0.002	
3/30/2016	<0.002	
5/24/2016	<0.002	
8/2/2016	0.0002 (J)	
9/27/2016	<0.002	
11/22/2016	<0.002	
2/6/2017	0.0015 (J)	
4/6/2017	0.0007 (J)	
6/14/2017	0.001 (J)	
10/4/2017	<0.002	
3/21/2018	<0.002	
9/18/2018	<0.002	
3/27/2019	<0.002	
9/16/2019	<0.002	
3/12/2020	0.00043 (J)	
9/17/2020	0.00082 (J)	
3/17/2021	<0.002	
8/10/2021	0.0015 (J)	
2/2/2022	0.0015 (J)	
8/17/2022	<0.002	
2/21/2023	<0.002	
7/31/2023	<0.002	
2/27/2024	<0.002	
8/12/2024	<0.002	
3/4/2025	<0.002	
9/3/2025	<0.002	
2/19/2026		<0.002

ND substitution: RL or RL/2 if <15% NDs.

Prediction Limit

Constituent: Antimony (mg/L) Analysis Run 6/8/2026 4:38 PM View: Appendix I Intrawell

Plant Bowen Client: Southern Company Data: Bowen 1, 2, 9, & 10

	GWC-8Z	GWC-8Z
8/22/2007	<0.002	
11/1/2007	<0.002	
11/20/2007	<0.002	
1/23/2008	<0.002	
3/10/2008	<0.002	
5/12/2008	<0.002	
12/12/2008	<0.002	
4/22/2009	<0.002	
10/8/2009	<0.002	
4/28/2010	<0.002	
10/7/2010	<0.002	
4/20/2011	<0.002	
10/12/2011	<0.002	
4/30/2012	<0.002	
10/3/2012	<0.002	
4/9/2013	<0.002	
10/9/2013	<0.002	
4/9/2014	<0.002	
10/2/2014	<0.002	
4/2/2015	<0.002	
5/26/2015	<0.002	
6/18/2015	<0.002	
7/2/2015	<0.002	
10/8/2015	<0.002	
3/22/2016	<0.002	
5/25/2016	<0.002	
8/2/2016	<0.002	
9/26/2016	<0.002	
11/21/2016	<0.002	
2/3/2017	<0.002	
4/7/2017	<0.002	
6/13/2017	0.001 (J)	
10/3/2017	<0.002	
3/20/2018	<0.002	
9/18/2018	<0.002	
5/6/2019	<0.002	
9/16/2019	<0.002	
3/16/2020	<0.002	
9/17/2020	<0.002	
3/18/2021	<0.002	
8/10/2021	<0.002	
2/2/2022	<0.002	
8/17/2022	0.001 (J)	
2/20/2023	<0.002	
7/31/2023	<0.002	
2/26/2024	<0.002	
8/12/2024	<0.002	
2/28/2025	<0.002	
9/3/2025	<0.002	
2/19/2026		<0.002

ND substitution: RL or RL/2 if <15% NDs.

Prediction Limit

Constituent: Antimony (mg/L) Analysis Run 6/8/2026 4:38 PM View: Appendix I Intrawell

Plant Bowen Client: Southern Company Data: Bowen 1, 2, 9, & 10

	GWC-9	GWC-9
8/23/2007	<0.002	
11/1/2007	<0.002	
11/19/2007	<0.002	
1/15/2008	<0.002	
3/6/2008	<0.002	
5/13/2008	<0.002	
12/12/2008	<0.002	
4/16/2009	<0.002	
10/13/2009	<0.002	
4/21/2010	<0.002	
9/29/2010	<0.002	
4/13/2011	<0.002	
10/5/2011	<0.002	
4/4/2012	<0.002	
10/8/2012	<0.002	
4/8/2013	<0.002	
10/9/2013	<0.002	
4/9/2014	<0.002	
9/30/2014	<0.002	
4/2/2015	<0.002	
10/10/2015	<0.002	
3/30/2016	<0.002	
5/26/2016	<0.002	
8/5/2016	0.0006 (J)	
9/28/2016	<0.002	
11/21/2016	<0.002	
2/6/2017	<0.002	
4/6/2017	<0.002	
6/13/2017	<0.002	
10/3/2017	<0.002	
3/20/2018	0.001 (J)	
9/18/2018	<0.002	
3/21/2019	<0.002	
9/16/2019	<0.002	
3/12/2020	<0.002	
9/17/2020	<0.002	
3/18/2021	<0.002	
8/10/2021	<0.002	
2/2/2022	<0.002	
8/17/2022	<0.002	
2/21/2023	<0.002	
7/31/2023	<0.002	
2/27/2024	<0.002	
8/12/2024	<0.002	
2/28/2025	<0.002	
9/3/2025	<0.002	
2/18/2026		<0.002

ND substitution: RL or RL/2 if <15% NDs.

Prediction Limit

Constituent: Antimony (mg/L) Analysis Run 6/8/2026 4:38 PM View: Appendix I Intrawell

Plant Bowen Client: Southern Company Data: Bowen 1, 2, 9, & 10

	GWC-10	GWC-10
8/21/2007	<0.002	
11/1/2007	<0.002	
11/20/2007	<0.002	
1/30/2008	<0.002	
3/6/2008	<0.002	
5/12/2008	<0.002	
12/13/2008	<0.002	
4/29/2009	<0.002	
10/20/2009	<0.002	
4/26/2010	<0.002	
9/29/2010	<0.002	
4/13/2011	<0.002	
10/5/2011	<0.002	
4/4/2012	<0.002	
10/3/2012	<0.002	
4/3/2013	<0.002	
10/15/2013	<0.002	
4/9/2014	<0.002	
10/2/2014	<0.002	
4/2/2015	<0.002	
10/10/2015	<0.002	
3/31/2016	<0.002	
5/26/2016	<0.002	
8/5/2016	<0.002	
9/28/2016	<0.002	
11/22/2016	<0.002	
2/7/2017	<0.002	
4/10/2017	<0.002	
6/14/2017	0.0006 (J)	
10/4/2017	<0.002	
3/20/2018	<0.002	
9/18/2018	<0.002	
3/22/2019	<0.002	
9/17/2019	<0.002	
3/12/2020	<0.002	
9/17/2020	<0.002	
3/18/2021	<0.002	
8/10/2021	<0.002	
2/4/2022	<0.002	
8/17/2022	<0.002	
2/20/2023	<0.002	
7/31/2023	<0.002	
2/27/2024	<0.002	
8/12/2024	<0.002	
2/28/2025	<0.002	
9/3/2025	<0.002	
2/19/2026		<0.002

ND substitution: RL or RL/2 if <15% NDs.

Prediction Limit

Constituent: Antimony (mg/L) Analysis Run 6/8/2026 4:38 PM View: Appendix I Intrawell

Plant Bowen Client: Southern Company Data: Bowen 1, 2, 9, & 10

	GWC-10R	GWC-10R
8/21/2007	<0.002	
11/1/2007	<0.002	
11/20/2007	<0.002	
1/30/2008	<0.002	
3/6/2008	<0.002	
5/8/2008	<0.002	
12/14/2008	<0.002	
4/29/2009	<0.002	
10/21/2009	<0.002	
4/21/2010	<0.002	
9/28/2010	<0.002	
4/12/2011	<0.002	
10/4/2011	<0.002	
4/3/2012	<0.002	
10/8/2012	<0.002	
4/3/2013	<0.002	
10/15/2013	<0.002	
4/9/2014	<0.002	
10/2/2014	<0.002	
4/2/2015	<0.002	
10/12/2015	<0.002	
3/31/2016	<0.002	
5/26/2016	0.000659 (J)	
8/3/2016	0.0025 (J)	
9/28/2016	0.0037 (O)	
11/22/2016	<0.002	
2/7/2017	<0.002	
4/10/2017	<0.002	
6/14/2017	0.0007 (J)	
10/4/2017	<0.002	
3/21/2018	<0.002	
9/18/2018	<0.002	
3/22/2019	<0.002	
9/17/2019	<0.002	
3/12/2020	<0.002	
9/17/2020	<0.002	
3/18/2021	<0.002	
8/11/2021	<0.002	
2/4/2022	0.0016 (J)	
8/18/2022	<0.002	
2/20/2023	<0.002	
7/31/2023	<0.002	
2/27/2024	<0.002	
8/12/2024	<0.002	
3/3/2025	<0.002	
9/3/2025	0.00079 (J)	
2/19/2026		<0.002

ND substitution: RL or RL/2 if <15% NDs.

Prediction Limit

Constituent: Antimony (mg/L) Analysis Run 6/8/2026 4:38 PM View: Appendix I Intrawell

Plant Bowen Client: Southern Company Data: Bowen 1, 2, 9, & 10

	GWC-11	GWC-11
8/21/2007	<0.002	
11/1/2007	<0.002	
11/18/2007	<0.002	
1/30/2008	<0.002	
3/5/2008	<0.002	
5/7/2008	<0.002	
12/14/2008	<0.002	
4/29/2009	<0.002	
10/22/2009	<0.002	
4/21/2010	<0.002	
9/28/2010	<0.002	
4/12/2011	<0.002	
10/4/2011	<0.002	
4/3/2012	<0.002	
10/3/2012	<0.002	
4/3/2013	<0.002	
10/9/2013	<0.002	
4/2/2014	<0.002	
10/2/2014	<0.002	
4/1/2015	<0.002	
10/11/2015	<0.002	
4/4/2016	<0.002	
5/26/2016	0.000722 (J)	
8/3/2016	0.0013 (J)	
9/28/2016	<0.002	
11/22/2016	<0.002	
2/8/2017	<0.002	
4/10/2017	<0.002	
6/15/2017	0.0006 (J)	
10/4/2017	<0.002	
3/21/2018	<0.002	
9/18/2018	<0.002	
3/23/2019	0.00094 (J)	
9/17/2019	0.00041 (J)	
3/12/2020	0.0013 (J)	
9/21/2020	0.00091 (J)	
3/19/2021	0.00032 (J)	
8/11/2021	<0.002	
2/4/2022	<0.002	
8/18/2022	<0.002	
2/20/2023	<0.002	
8/1/2023	<0.002	
2/28/2024	<0.002	
8/13/2024	<0.002	
3/4/2025	<0.002	
9/3/2025	<0.002	
2/19/2026		<0.002

ND substitution: RL or RL/2 if <15% NDs.

Prediction Limit

Constituent: Antimony (mg/L) Analysis Run 6/8/2026 4:38 PM View: Appendix I Intrawell

Plant Bowen Client: Southern Company Data: Bowen 1, 2, 9, & 10

	GWC-11R	GWC-11R
8/21/2007	<0.003	
11/1/2007	<0.003	
11/18/2007	<0.003	
1/30/2008	<0.003	
3/6/2008	<0.003	
5/7/2008	<0.003	
12/14/2008	<0.003	
4/29/2009	<0.003	
10/22/2009	<0.003	
4/21/2010	<0.003	
9/29/2010	<0.003	
4/13/2011	<0.003	
10/4/2011	<0.003	
4/4/2012	<0.003	
10/3/2012	<0.003	
4/3/2013	<0.003	
10/9/2013	<0.003	
4/2/2014	<0.003	
10/2/2014	0.0044 (J)	
4/1/2015	0.0087	
10/11/2015	0.007	
4/4/2016	0.00252 (J)	
5/26/2016	0.00351	
8/4/2016	0.0022 (J)	
9/28/2016	0.0012 (J)	
11/22/2016	0.0042	
2/8/2017	<0.003	
4/10/2017	<0.003	
6/15/2017	<0.003	
10/4/2017	<0.003	
3/22/2018	<0.003	
9/18/2018	<0.003	
3/23/2019	<0.003	
9/17/2019	0.0013 (J)	
3/12/2020	0.001 (J)	
9/21/2020	0.0053	
3/19/2021	0.012	
5/26/2021	0.0037	
8/11/2021	<0.003	
2/4/2022	<0.003	
8/18/2022	<0.003	
2/20/2023	<0.003	
8/1/2023	<0.003	
2/28/2024	<0.003	
8/12/2024	0.00086 (J)	
3/3/2025	<0.003	
9/3/2025	0.00051 (J)	
2/20/2026		0.001 (J)

ND substitution: RL or RL/2 if <15% NDs.

Prediction Limit

Constituent: Antimony (mg/L) Analysis Run 6/8/2026 4:38 PM View: Appendix I Intrawell

Plant Bowen Client: Southern Company Data: Bowen 1, 2, 9, & 10

	GWC-12	GWC-12
8/21/2007	<0.002	
11/1/2007	<0.002	
11/19/2007	<0.002	
1/16/2008	<0.002	
3/5/2008	<0.002	
5/13/2008	<0.002	
12/13/2008	<0.002	
4/16/2009	<0.002	
10/21/2009	<0.002	
4/27/2010	<0.002	
10/5/2010	<0.002	
4/19/2011	<0.002	
10/12/2011	<0.002	
4/24/2012	<0.002	
10/2/2012	<0.002	
4/2/2013	<0.002	
10/9/2013	<0.002	
4/1/2014	<0.002	
10/2/2014	<0.002	
4/1/2015	<0.002	
10/14/2015	<0.002	
4/4/2016	<0.002	
5/27/2016	<0.002	
8/3/2016	0.0005 (J)	
9/30/2016	<0.002	
11/22/2016	<0.002	
2/13/2017	<0.002	
4/11/2017	<0.002	
6/14/2017	<0.002	
10/4/2017	<0.002	
3/22/2018	<0.002	
9/18/2018	<0.002	
3/23/2019	<0.002	
9/17/2019	<0.002	
3/12/2020	<0.002	
9/21/2020	<0.002	
3/19/2021	<0.002	
8/11/2021	<0.002	
2/2/2022	<0.002	
8/18/2022	<0.002	
2/21/2023	0.0017 (J)	
8/1/2023	<0.002	
2/27/2024	<0.002	
8/12/2024	<0.002	
3/4/2025	<0.002	
9/3/2025	<0.002	
2/18/2026		<0.002

ND substitution: RL or RL/2 if <15% NDs.

Prediction Limit

Constituent: Antimony (mg/L) Analysis Run 6/8/2026 4:38 PM View: Appendix I Intrawell

Plant Bowen Client: Southern Company Data: Bowen 1, 2, 9, & 10

	GWC-13	GWC-13
8/21/2007	<0.003	
11/1/2007	<0.003	
11/19/2007	<0.003	
1/31/2008	<0.003	
3/5/2008	<0.003	
5/12/2008	<0.003	
12/13/2008	<0.003	
4/28/2009	<0.003	
10/21/2009	<0.003	
4/28/2010	<0.003	
10/5/2010	<0.003	
4/19/2011	<0.003	
10/18/2011	<0.003	
4/25/2012	<0.003	
10/2/2012	<0.003	
4/2/2013	<0.003	
10/8/2013	<0.003	
4/1/2014	<0.003	
10/1/2014	<0.003	
4/1/2015	<0.003	
10/15/2015	<0.003	
4/4/2016	<0.003	
5/31/2016	<0.003	
8/4/2016	0.0003 (J)	
9/29/2016	0.0024 (J)	
11/28/2016	<0.003	
2/9/2017	<0.003	
4/12/2017	<0.003	
6/16/2017	0.0009 (J)	
10/9/2017	<0.003	
3/21/2018	<0.003	
9/19/2018	<0.003	
3/23/2019	<0.003	
9/18/2019	0.0012 (J)	
3/13/2020	0.0023 (J)	
9/22/2020	<0.003	
3/18/2021	0.00078 (J)	
8/11/2021	0.0019 (J)	
2/17/2022	<0.003	
8/18/2022	<0.003	
2/22/2023	<0.003	
8/1/2023	<0.003	
2/27/2024	<0.003	
8/12/2024	0.0021 (J)	
3/3/2025	<0.003	
9/3/2025	0.00062 (J)	
2/19/2026		0.00075 (J)

ND substitution: RL or RL/2 if <15% NDs.

Prediction Limit

Constituent: Antimony (mg/L) Analysis Run 6/8/2026 4:38 PM View: Appendix I Intrawell

Plant Bowen Client: Southern Company Data: Bowen 1, 2, 9, & 10

	GWC-13RZ	GWC-13RZ
8/21/2007	<0.002	
11/1/2007	<0.002	
11/19/2007	<0.002	
1/31/2008	<0.002	
3/5/2008	<0.002	
5/7/2008	<0.002	
12/12/2008	<0.002	
4/29/2009	<0.002	
10/21/2009	<0.002	
4/28/2010	<0.002	
10/6/2010	<0.002	
4/20/2011	<0.002	
10/12/2011	<0.002	
4/25/2012	<0.002	
10/2/2012	<0.002	
4/2/2013	0.007 (O)	
10/8/2013	0.01 (O)	
4/1/2014	0.011 (O)	
10/1/2014	0.018 (O)	
3/31/2015	0.011 (O)	
10/14/2015	0.0083 (O)	
4/4/2016	0.00447	
6/1/2016	0.00377	
2/22/2017	0.0044	
4/11/2017	0.0019 (J)	
6/16/2017	0.0015 (J)	
7/12/2017	0.0018 (J)	
7/28/2017	0.0011 (J)	
8/10/2017	0.0012 (J)	
10/6/2017	0.0013 (J)	
3/23/2018	0.0015 (J)	
9/20/2018	0.0013 (J)	
3/22/2019	0.0014 (J)	
9/19/2019	0.00077 (J)	
3/17/2020	0.0009 (J)	
9/22/2020	0.00079 (J)	
3/19/2021	0.0011 (J)	
8/12/2021	<0.002	
2/4/2022	<0.002	
8/19/2022	<0.002	
2/22/2023	<0.002	
8/2/2023	<0.002	
2/28/2024	0.00057 (J)	
8/13/2024	<0.002	
3/4/2025	<0.002	
9/4/2025	<0.002	
2/20/2026		<0.002

ND substitution: RL or RL/2 if <15% NDs.

Prediction Limit

Constituent: Antimony (mg/L) Analysis Run 6/8/2026 4:38 PM View: Appendix I Intrawell

Plant Bowen Client: Southern Company Data: Bowen 1, 2, 9, & 10

	GWC-14Z	GWC-14Z
8/24/2007	0.005	
11/2/2007	<0.002	
11/17/2007	<0.002	
1/15/2008	<0.002	
3/5/2008	<0.002	
5/7/2008	<0.002	
12/2/2008	<0.002	
4/16/2009	<0.002	
10/20/2009	<0.002	
4/20/2010	<0.002	
9/29/2010	<0.002	
4/12/2011	<0.002	
10/4/2011	<0.002	
4/4/2012	<0.002	
10/10/2012	<0.002	
4/15/2013	<0.002	
10/22/2013	<0.002	
4/21/2014	<0.002	
9/30/2014	<0.002	
4/3/2015	<0.002	
10/7/2015	<0.002	
4/5/2016	<0.002	
6/1/2016	0.000895 (J)	
8/9/2016	0.0004 (J)	
11/28/2016	<0.002	
2/9/2017	<0.002	
4/11/2017	<0.002	
6/14/2017	0.0006 (J)	
7/12/2017	<0.002	
10/5/2017	<0.002	
3/22/2018	<0.002	
9/19/2018	<0.002	
3/22/2019	<0.002	
9/17/2019	<0.002	
3/13/2020	0.00053 (J)	
9/21/2020	<0.002	
3/18/2021	<0.002	
8/11/2021	<0.002	
2/4/2022	<0.002	
8/18/2022	<0.002	
2/22/2023	<0.002	
8/1/2023	<0.002	
2/28/2024	<0.002	
8/13/2024	<0.002	
3/3/2025	<0.002	
9/4/2025	<0.002	
2/24/2026		<0.002

ND substitution: RL or RL/2 if <15% NDs.

Prediction Limit

Constituent: Antimony (mg/L) Analysis Run 6/8/2026 4:38 PM View: Appendix I Intrawell

Plant Bowen Client: Southern Company Data: Bowen 1, 2, 9, & 10

	GWC-15R	GWC-15R
8/23/2007	<0.002	
11/2/2007	<0.002	
11/17/2007	<0.002	
1/15/2008	<0.002	
3/6/2008	<0.002	
5/7/2008	<0.002	
12/2/2008	<0.002	
4/28/2009	<0.002	
10/19/2009	<0.002	
4/27/2010	<0.002	
10/4/2010	<0.002	
4/18/2011	<0.002	
10/12/2011	0.0052	
4/23/2012	<0.002	
10/10/2012	<0.002	
4/15/2013	<0.002	
10/22/2013	<0.002	
4/21/2014	0.0024 (J)	
9/30/2014	0.0024 (J)	
4/3/2015	0.0072	
10/7/2015	0.0045 (J)	
4/5/2016	0.00727	
5/31/2016	0.00649	
8/4/2016	0.0038	
9/29/2016	0.0106	
11/23/2016	0.0098	
2/10/2017	0.0014 (J)	
4/12/2017	0.0026 (J)	
6/15/2017	0.0024 (J)	
10/6/2017	0.0008 (J)	
3/23/2018	0.001 (J)	
9/19/2018	0.0011 (J)	
3/25/2019	<0.002	
9/17/2019	0.0017 (J)	
3/13/2020	0.00056 (J)	
9/21/2020	0.0021 (J)	
3/18/2021	0.00045 (J)	
8/11/2021	<0.002	
2/4/2022	<0.002	
8/19/2022	0.0011 (J)	
2/22/2023	<0.002	
8/2/2023	<0.002	
2/28/2024	0.001 (J)	
8/13/2024	0.0013 (J)	
3/3/2025	0.00058 (J)	
9/4/2025	<0.002	
2/24/2026		0.0015 (J)

ND substitution: RL or RL/2 if <15% NDs.

Prediction Limit

Constituent: Antimony (mg/L) Analysis Run 6/8/2026 4:38 PM View: Appendix I Intrawell

Plant Bowen Client: Southern Company Data: Bowen 1, 2, 9, & 10

	GWC-15Z	GWC-15Z
8/24/2007	<0.002	
11/2/2007	<0.002	
11/18/2007	<0.002	
1/15/2008	<0.002	
3/10/2008	<0.002	
5/13/2008	<0.002	
12/2/2008	<0.002	
4/28/2009	<0.002	
10/20/2009	<0.002	
4/27/2010	<0.002	
10/5/2010	<0.002	
4/19/2011	<0.002	
10/12/2011	<0.002	
4/25/2012	<0.002	
10/10/2012	<0.002	
4/16/2013	0.0053	
10/22/2013	<0.002	
4/21/2014	0.002 (J)	
9/30/2014	<0.002	
4/3/2015	<0.002	
10/6/2015	0.0025 (J)	
4/5/2016	0.00105 (J)	
5/31/2016	0.00088 (J)	
11/23/2016	<0.002	
2/10/2017	<0.002	
4/11/2017	<0.002	
6/15/2017	0.0006 (J)	
7/12/2017	<0.002	
7/26/2017	<0.002	
10/6/2017	<0.002	
3/23/2018	0.00089 (J)	
9/19/2018	<0.002	
3/22/2019	<0.002	
9/17/2019	<0.002	
3/13/2020	<0.002	
9/21/2020	<0.002	
3/18/2021	<0.002	
8/11/2021	<0.002	
2/7/2022	<0.002	
8/19/2022	<0.002	
2/22/2023	<0.002	
8/1/2023	0.0028 (J)	
2/28/2024	<0.002	
8/13/2024	<0.002	
3/3/2025	<0.002	
9/4/2025	<0.002	
2/24/2026		<0.002

ND substitution: RL or RL/2 if <15% NDs.

Prediction Limit

Constituent: Antimony (mg/L) Analysis Run 6/8/2026 4:38 PM View: Appendix I Intrawell

Plant Bowen Client: Southern Company Data: Bowen 1, 2, 9, & 10

	GWC-44	GWC-44
3/16/2016	0.00108 (J)	
5/16/2016	<0.002	
7/25/2016	0.0004 (J)	
9/19/2016	<0.002	
11/3/2016	<0.002	
1/19/2017	<0.002	
3/28/2017	<0.002	
6/5/2017	<0.002	
9/26/2017	<0.002	
3/15/2018	<0.002	
9/12/2018	<0.002	
3/14/2019	<0.002	
9/11/2019	<0.002	
3/10/2020	<0.002	
9/15/2020	<0.002	
3/11/2021	<0.002	
8/4/2021	<0.002	
1/31/2022	<0.002	
8/15/2022	<0.002	
2/14/2023	<0.002	
7/26/2023	<0.002	
2/20/2024	<0.002	
8/6/2024	<0.002	
2/26/2025	<0.002	
8/28/2025	<0.002	
2/16/2026		<0.002

ND substitution: RL or RL/2 if <15% NDs.

Prediction Limit

Constituent: Antimony (mg/L) Analysis Run 6/8/2026 4:38 PM View: Appendix I Intrawell

Plant Bowen Client: Southern Company Data: Bowen 1, 2, 9, & 10

	GWC-45	GWC-45
8/24/2007	<0.003	
10/23/2007	<0.003	
11/18/2007	<0.003	
1/15/2008	0.0062	
3/5/2008	<0.003	
5/14/2008	<0.003	
12/2/2008	<0.003	
4/28/2009	<0.003	
10/20/2009	<0.003	
4/20/2010	<0.003	
9/28/2010	<0.003	
4/12/2011	<0.003	
10/4/2011	<0.003	
4/3/2012	<0.003	
10/15/2012	<0.003	
4/16/2013	<0.003	
10/22/2013	<0.003	
4/23/2014	<0.003	
10/1/2014	<0.003	
4/3/2015	<0.003	
10/7/2015	<0.003	
3/16/2016	<0.003	
5/16/2016	0.00109 (J)	
7/25/2016	0.0007 (J)	
9/19/2016	<0.003	
11/4/2016	<0.003	
1/23/2017	<0.003	
3/29/2017	0.0018 (J)	
6/7/2017	0.0009 (J)	
9/27/2017	0.0111	
12/29/2017	0.0012 (J)	
3/15/2018	0.00086 (J)	
9/13/2018	0.0029 (J)	
3/14/2019	0.0015 (J)	
9/11/2019	0.014	
10/21/2019	0.0057	
3/10/2020	0.00087 (J)	
9/11/2020	0.0076	
12/15/2020	0.0014	
3/11/2021	0.00062 (J)	
8/6/2021	0.0017 (J)	
2/1/2022	0.002 (J)	
8/12/2022	0.0072	
2/15/2023	<0.003	
7/26/2023	0.013	
2/20/2024	0.00062 (J)	
8/5/2024	0.0041	
2/26/2025	<0.003	
9/2/2025	0.0059	
2/17/2026		0.012

ND substitution: RL or RL/2 if <15% NDs.

Prediction Limit

Constituent: Antimony (mg/L) Analysis Run 6/8/2026 4:38 PM View: Appendix I Intrawell

Plant Bowen Client: Southern Company Data: Bowen 1, 2, 9, & 10

	GWC-45R	GWC-45R
8/24/2007	<0.002	
10/23/2007	<0.002	
11/18/2007	<0.002	
1/15/2008	<0.002	
3/5/2008	<0.002	
5/12/2008	<0.002	
12/2/2008	<0.002	
4/28/2009	<0.002	
10/13/2009	<0.002	
4/21/2010	<0.002	
10/4/2010	<0.002	
4/18/2011	<0.002	
10/5/2011	<0.002	
5/3/2012	<0.002	
10/15/2012	<0.002	
4/16/2013	<0.002	
10/22/2013	<0.002	
4/23/2014	<0.002	
10/1/2014	0.003 (J)	
4/3/2015	0.0025 (J)	
10/9/2015	<0.002	
3/16/2016	0.00426	
5/16/2016	0.00267 (J)	
7/25/2016	0.0017 (J)	
9/19/2016	<0.002	
11/3/2016	0.0017 (J)	
1/20/2017	0.001 (J)	
3/29/2017	0.001 (J)	
6/7/2017	0.0009 (J)	
9/27/2017	0.0012 (J)	
3/15/2018	<0.002	
9/13/2018	<0.002	
3/14/2019	<0.002	
9/11/2019	<0.002	
3/10/2020	<0.002	
9/11/2020	0.00043 (J)	
3/11/2021	<0.002	
8/6/2021	<0.002	
2/1/2022	<0.002	
8/12/2022	<0.002	
2/15/2023	<0.002	
7/26/2023	<0.002	
2/20/2024	<0.002	
8/5/2024	<0.002	
2/26/2025	<0.002	
9/2/2025	<0.002	
2/17/2026		<0.002

ND substitution: RL or RL/2 if <15% NDs.

Prediction Limit

Constituent: Antimony (mg/L) Analysis Run 6/8/2026 4:38 PM View: Appendix I Intrawell

Plant Bowen Client: Southern Company Data: Bowen 1, 2, 9, & 10

	GWC-46R	GWC-46R
3/10/2016	<0.002	
5/17/2016	<0.002	
7/26/2016	<0.002	
9/20/2016	0.001 (J)	
11/4/2016	<0.002	
1/20/2017	<0.002	
3/28/2017	<0.002	
6/7/2017	<0.002	
9/29/2017	<0.002	
3/15/2018	<0.002	
9/13/2018	<0.002	
3/18/2019	<0.002	
9/11/2019	<0.002	
3/10/2020	<0.002	
9/14/2020	<0.002	
3/11/2021	<0.002	
8/5/2021	<0.002	
1/31/2022	<0.002	
8/15/2022	<0.002	
2/14/2023	<0.002	
7/26/2023	<0.002	
2/21/2024	<0.002	
8/5/2024	<0.002	
2/26/2025	<0.002	
8/29/2025	<0.002	
9/24/2025	<0.002	
2/16/2026		<0.002

ND substitution: RL or RL/2 if <15% NDs.

Prediction Limit

Constituent: Antimony (mg/L) Analysis Run 6/8/2026 4:38 PM View: Appendix I Intrawell

Plant Bowen Client: Southern Company Data: Bowen 1, 2, 9, & 10

	GWC-47	GWC-47
3/10/2016	<0.002	
5/18/2016	<0.002	
7/27/2016	0.0006 (J)	
9/20/2016	<0.002	
11/7/2016	<0.002	
1/23/2017	<0.002	
3/29/2017	<0.002	
6/8/2017	<0.002	
9/27/2017	<0.002	
3/15/2018	<0.002	
9/13/2018	<0.002	
3/15/2019	<0.002	
9/12/2019	<0.002	
3/9/2020	0.00032 (J)	
9/14/2020	<0.002	
3/11/2021	<0.002	
8/5/2021	<0.002	
2/1/2022	<0.002	
8/15/2022	0.0022 (J)	
2/15/2023	<0.002	
7/27/2023	<0.002	
2/21/2024	0.0013 (J)	
8/5/2024	<0.002	
2/26/2025	<0.002	
8/28/2025	<0.002	
2/17/2026		<0.002

ND substitution: RL or RL/2 if <15% NDs.

Prediction Limit

Constituent: Antimony (mg/L) Analysis Run 6/8/2026 4:38 PM View: Appendix I Intrawell

Plant Bowen Client: Southern Company Data: Bowen 1, 2, 9, & 10

	GWC-47R	GWC-47R
3/10/2016	<0.003	
5/18/2016	0.000987 (J)	
7/27/2016	0.0008 (J)	
9/20/2016	0.0012 (J)	
11/4/2016	0.001 (J)	
1/20/2017	0.0013 (J)	
3/29/2017	0.0004 (J)	
6/8/2017	0.0007 (J)	
9/27/2017	<0.003	
3/16/2018	<0.003	
9/13/2018	<0.003	
3/19/2019	<0.003	
9/11/2019	0.00099 (J)	
3/9/2020	0.00056 (J)	
9/15/2020	0.00053 (J)	
3/11/2021	0.00038 (J)	
8/5/2021	0.00082 (J)	
2/1/2022	0.0024 (J)	
8/15/2022	<0.003	
2/15/2023	0.0022 (J)	
7/27/2023	0.0048	
2/21/2024	0.0013 (J)	
8/5/2024	0.00069 (J)	
2/26/2025	<0.003	
9/2/2025	0.0014 (J)	
2/17/2026		0.00061 (J)

ND substitution: RL or RL/2 if <15% NDs.

Prediction Limit

Constituent: Antimony (mg/L) Analysis Run 6/8/2026 4:38 PM View: Appendix I Intrawell

Plant Bowen Client: Southern Company Data: Bowen 1, 2, 9, & 10

	GWC-48	GWC-48
3/10/2016	<0.002	
5/17/2016	<0.002	
7/27/2016	0.0006 (J)	
9/20/2016	0.0018 (J)	
11/4/2016	<0.002	
1/23/2017	<0.002	
3/28/2017	<0.002	
6/8/2017	0.0008 (J)	
9/29/2017	<0.002	
3/15/2018	<0.002	
9/13/2018	<0.002	
3/15/2019	<0.002	
9/11/2019	<0.002	
3/9/2020	<0.002	
9/14/2020	<0.002	
3/11/2021	<0.002	
8/4/2021	<0.002	
1/31/2022	<0.002	
8/15/2022	<0.002	
2/15/2023	<0.002	
7/26/2023	<0.002	
2/21/2024	<0.002	
8/5/2024	<0.002	
2/26/2025	<0.002	
8/29/2025	0.0008 (J)	
2/17/2026		<0.002

ND substitution: RL or RL/2 if <15% NDs.

Prediction Limit

Constituent: Antimony (mg/L) Analysis Run 6/8/2026 4:38 PM View: Appendix I Intrawell

Plant Bowen Client: Southern Company Data: Bowen 1, 2, 9, & 10

	GWC-49R	GWC-49R
3/17/2016	<0.002	
5/18/2016	<0.002	
7/27/2016	0.0023 (J)	
9/21/2016	0.0013 (J)	
11/4/2016	<0.002	
1/24/2017	<0.002	
3/29/2017	<0.002	
6/8/2017	0.0006 (J)	
9/29/2017	<0.002	
3/15/2018	<0.002	
9/13/2018	<0.002	
3/18/2019	<0.002	
9/11/2019	0.0032	
3/11/2020	0.0012 (J)	
9/11/2020	0.0011 (J)	
3/15/2021	0.0019 (J)	
8/11/2021	0.0033	
2/1/2022	<0.002	
8/15/2022	0.0012 (J)	
2/14/2023	0.0037	
7/27/2023	0.0017 (J)	
2/21/2024	0.002 (J)	
8/6/2024	0.00082 (J)	
2/26/2025	0.00083 (J)	
8/29/2025	0.00067 (J)	
2/17/2026		<0.002

ND substitution: RL or RL/2 if <15% NDs.

Prediction Limit

Constituent: Antimony (mg/L) Analysis Run 6/8/2026 4:38 PM View: Appendix I Intrawell

Plant Bowen Client: Southern Company Data: Bowen 1, 2, 9, & 10

	GWC-49Z	GWC-49Z
3/17/2016	<0.002	
5/18/2016	<0.002	
7/28/2016	<0.002	
9/21/2016	<0.002	
11/7/2016	0.0022 (J)	
1/24/2017	0.0024 (J)	
3/30/2017	0.0011 (J)	
6/9/2017	0.0014 (J)	
9/29/2017	0.0009 (J)	
3/15/2018	0.0012 (J)	
9/14/2018	0.00083 (J)	
3/19/2019	0.0011 (J)	
9/11/2019	0.00065 (J)	
3/9/2020	0.0018 (J)	
9/14/2020	0.0017 (J)	
3/15/2021	0.00086 (J)	
8/5/2021	0.0024 (J)	
2/1/2022	0.00097 (J)	
8/15/2022	<0.002	
2/14/2023	<0.002	
7/27/2023	<0.002	
2/21/2024	<0.002	
8/6/2024	0.0013 (J)	
2/26/2025	0.0011 (J)	
8/29/2025	<0.002	
2/17/2026		<0.002

ND substitution: RL or RL/2 if <15% NDs.

Prediction Limit

Constituent: Arsenic (mg/L) Analysis Run 6/8/2026 4:38 PM View: Appendix I Intrawell

Plant Bowen Client: Southern Company Data: Bowen 1, 2, 9, & 10

	GWA-1	GWA-1
8/23/2007	<0.002	
10/23/2007	<0.002	
11/18/2007	<0.002	
1/30/2008	<0.002	
3/10/2008	<0.002	
5/13/2008	<0.002	
12/5/2008	<0.002	
4/15/2009	<0.002	
10/7/2009	<0.002	
5/3/2010	<0.002	
10/12/2010	<0.002	
4/27/2011	<0.002	
10/17/2011	<0.002	
5/2/2012	<0.002	
10/8/2012	<0.002	
4/12/2013	<0.002	
10/16/2013	<0.002	
4/11/2014	<0.002	
9/30/2014	<0.002	
3/30/2015	<0.002	
10/13/2015	<0.002	
3/22/2016	<0.002	
5/19/2016	<0.002	
7/29/2016	<0.002	
9/23/2016	<0.002	
11/9/2016	<0.002	
1/30/2017	<0.002	
3/30/2017	<0.002	
6/9/2017	0.0005 (J)	
10/2/2017	<0.002	
3/16/2018	0.00085 (J)	
9/17/2018	<0.002	
3/20/2019	<0.002	
9/12/2019	0.0004 (J)	
3/11/2020	0.00088 (J)	
9/15/2020	<0.002	
3/16/2021	<0.002	
8/9/2021	<0.002	
2/1/2022	<0.002	
8/16/2022	<0.002	
2/16/2023	<0.002	
7/27/2023	<0.002	
2/22/2024	<0.002	
8/7/2024	<0.002	
2/27/2025	<0.002	
9/2/2025	<0.002	
2/18/2026		0.00042 (J)

ND substitution: RL or RL/2 if <15% NDs.

Prediction Limit

Constituent: Arsenic (mg/L) Analysis Run 6/8/2026 4:38 PM View: Appendix I Intrawell

Plant Bowen Client: Southern Company Data: Bowen 1, 2, 9, & 10

	GWA-2	GWA-2
8/23/2007	<0.002	
10/24/2007	<0.002	
11/18/2007	<0.002	
1/31/2008	<0.002	
3/11/2008	<0.002	
5/6/2008	<0.002	
12/4/2008	0.012 (O)	
4/21/2009	<0.002	
10/7/2009	<0.002	
4/26/2010	<0.002	
10/4/2010	<0.002	
4/13/2011	<0.002	
10/5/2011	<0.002	
4/11/2012	<0.002	
10/9/2012	<0.002	
4/15/2013	<0.002	
10/15/2013	<0.002	
4/22/2014	<0.002	
9/30/2014	<0.002	
3/30/2015	<0.002	
10/13/2015	<0.002	
3/23/2016	<0.002	
5/20/2016	<0.002	
7/29/2016	<0.002	
9/23/2016	<0.002	
11/9/2016	<0.002	
1/31/2017	<0.002	
3/30/2017	<0.002	
6/12/2017	<0.002	
10/2/2017	<0.002	
3/19/2018	<0.002	
9/14/2018	<0.002	
3/20/2019	<0.002	
9/12/2019	<0.002	
3/11/2020	<0.002	
9/15/2020	<0.002	
3/17/2021	<0.002	
8/9/2021	<0.002	
2/1/2022	0.0019 (J)	
8/16/2022	<0.002	
2/16/2023	<0.002	
7/27/2023	<0.002	
2/22/2024	<0.002	
8/7/2024	<0.002	
2/27/2025	<0.002	
9/2/2025	<0.002	
2/18/2026		<0.002

ND substitution: RL or RL/2 if <15% NDs.

Prediction Limit

Constituent: Arsenic (mg/L) Analysis Run 6/8/2026 4:38 PM View: Appendix I Intrawell

Plant Bowen Client: Southern Company Data: Bowen 1, 2, 9, & 10

	GWA-2R	GWA-2R
8/23/2007	<0.002	
10/24/2007	<0.002	
11/18/2007	<0.002	
1/31/2008	0.005	
3/10/2008	<0.002	
5/13/2008	<0.002	
12/4/2008	<0.002	
4/21/2009	<0.002	
10/8/2009	<0.002	
4/21/2010	<0.002	
9/28/2010	<0.002	
4/12/2011	<0.002	
10/4/2011	<0.002	
4/3/2012	<0.002	
10/9/2012	<0.002	
4/11/2013	<0.002	
10/16/2013	0.0056	
4/10/2014	<0.002	
9/30/2014	<0.002	
3/30/2015	<0.002	
10/13/2015	<0.002	
3/23/2016	<0.002	
5/19/2016	<0.002	
7/29/2016	0.0008 (J)	
9/22/2016	<0.002	
11/10/2016	<0.002	
1/31/2017	<0.002	
4/3/2017	0.0007 (J)	
6/9/2017	0.0006 (J)	
10/2/2017	0.0005 (J)	
3/16/2018	0.001 (J)	
9/14/2018	<0.002	
3/19/2019	<0.002	
9/13/2019	0.00051 (J)	
3/11/2020	0.00044 (J)	
9/15/2020	0.00081 (J)	
3/16/2021	<0.002	
8/9/2021	0.0031 (J)	
2/1/2022	0.0053	
8/16/2022	0.0033 (J)	
2/16/2023	<0.002	
7/27/2023	<0.002	
2/26/2024	<0.002	
8/6/2024	<0.002	
2/27/2025	<0.002	
9/2/2025	<0.002	
2/18/2026		0.00049 (J)

ND substitution: RL or RL/2 if <15% NDs.

Prediction Limit

Constituent: Arsenic (mg/L) Analysis Run 6/8/2026 4:38 PM View: Appendix I Intrawell

Plant Bowen Client: Southern Company Data: Bowen 1, 2, 9, & 10

	GWA-3A	GWA-3A
8/23/2007	<0.002	
11/2/2007	<0.002	
11/18/2007	<0.002	
1/31/2008	<0.002	
3/11/2008	<0.002	
5/14/2008	<0.002	
12/5/2008	<0.002	
4/15/2009	<0.002	
10/8/2009	<0.002	
4/28/2010	<0.002	
10/6/2010	<0.002	
4/21/2011	<0.002	
10/13/2011	<0.002	
5/1/2012	<0.002	
10/9/2012	<0.002	
4/11/2013	<0.002	
10/16/2013	<0.002	
4/23/2014	<0.002	
10/4/2014	<0.002	
3/31/2015	<0.002	
10/12/2015	<0.002	
3/23/2016	<0.002	
5/23/2016	<0.002	
7/29/2016	<0.002	
9/22/2016	<0.002	
11/10/2016	<0.002	
1/31/2017	<0.002	
3/30/2017	<0.002	
6/12/2017	<0.002	
10/4/2017	<0.002	
3/19/2018	<0.002	
9/17/2018	<0.002	
3/20/2019	<0.002	
9/13/2019	<0.002	
3/11/2020	<0.002	
3/29/2021	0.001 (J)	
8/9/2021	<0.002	
2/2/2022	<0.002	
8/16/2022	<0.002	
2/17/2023	<0.002	
8/1/2023	<0.002	
2/22/2024	<0.002	
8/8/2024	<0.002	
2/26/2025	<0.002	
9/2/2025	<0.002	
2/17/2026		<0.002

ND substitution: RL or RL/2 if <15% NDs.

Prediction Limit

Constituent: Arsenic (mg/L) Analysis Run 6/8/2026 4:38 PM View: Appendix I Intrawell

Plant Bowen Client: Southern Company Data: Bowen 1, 2, 9, & 10

	GWA-4RZ	GWA-4RZ
5/20/2009	<0.002	
10/19/2009	<0.002	
4/27/2010	<0.002	
10/4/2010	<0.002	
4/14/2011	<0.002	
10/5/2011	<0.002	
4/11/2012	<0.002	
10/2/2012	<0.002	
4/11/2013	<0.002	
10/21/2013	<0.002	
4/23/2014	<0.002	
10/4/2014	0.0051	
3/31/2015	<0.002	
10/11/2015	0.0022 (J)	
2/22/2017	0.0019 (J)	
4/7/2017	0.0008 (J)	
6/14/2017	0.0006 (J)	
7/12/2017	<0.002	
7/20/2017	0.0009 (J)	
7/28/2017	<0.002	
8/9/2017	0.0011 (J)	
8/24/2017	0.0007 (J)	
10/3/2017	0.0005 (J)	
3/21/2018	0.0012 (J)	
9/18/2018	0.0011 (J)	
3/21/2019	<0.002	
9/13/2019	0.0006 (J)	
3/12/2020	0.0033 (J)	
9/17/2020	0.0011 (J)	
3/16/2021	0.00098 (J)	
8/10/2021	0.0025 (J)	
2/3/2022	0.0034 (J)	
8/17/2022	<0.002	
2/17/2023	<0.002	
7/28/2023	<0.002	
2/27/2024	<0.002	
8/8/2024	0.0016 (J)	
2/28/2025	<0.002	
9/3/2025	<0.002	
2/18/2026		0.00061 (J)

ND substitution: RL or RL/2 if <15% NDs.

Prediction Limit

Constituent: Arsenic (mg/L) Analysis Run 6/8/2026 4:38 PM View: Appendix I Intrawell

Plant Bowen Client: Southern Company Data: Bowen 1, 2, 9, & 10

	GWA-39RZ	GWA-39RZ
2/21/2017	<0.002	
3/27/2017	0.0007 (J)	
6/8/2017	0.0007 (J)	
7/17/2017	0.0005 (J)	
7/27/2017	<0.002	
8/9/2017	0.0008 (J)	
9/29/2017	<0.002	
3/16/2018	0.00066 (J)	
9/14/2018	<0.002	
3/14/2019	<0.002	
9/11/2019	0.00062 (J)	
3/9/2020	0.00083 (J)	
9/16/2020	<0.002	
3/16/2021	<0.002	
8/6/2021	<0.002	
2/2/2022	<0.002	
8/16/2022	<0.002	
2/14/2023	<0.002	
7/25/2023	<0.002	
2/19/2024	<0.002	
8/1/2024	0.0018 (J)	
2/26/2025	<0.002	
8/28/2025	<0.002	
2/18/2026		0.00099 (J)

ND substitution: RL or RL/2 if <15% NDs.

Prediction Limit

Constituent: Arsenic (mg/L) Analysis Run 6/8/2026 4:38 PM View: Appendix I Intrawell

Plant Bowen Client: Southern Company Data: Bowen 1, 2, 9, & 10

	GWA-39Z	GWA-39Z
3/14/2016	<0.002	
5/11/2016	<0.002	
7/19/2016	<0.002	
9/15/2016	<0.002	
11/2/2016	<0.002	
1/18/2017	<0.002	
3/28/2017	0.0007 (J)	
6/7/2017	<0.002	
9/26/2017	<0.002	
3/14/2018	<0.002	
9/12/2018	<0.002	
3/15/2019	<0.002	
9/9/2019	0.00043 (J)	
3/9/2020	<0.002	
9/10/2020	<0.002	
3/12/2021	<0.002	
8/4/2021	<0.002	
1/31/2022	0.0021 (J)	
8/10/2022	<0.002	
2/13/2023	<0.002	
7/26/2023	<0.002	
2/19/2024	<0.002	
8/1/2024	0.0011 (J)	
2/25/2025	<0.002	
8/28/2025	<0.002	
2/18/2026		<0.002

ND substitution: RL or RL/2 if <15% NDs.

Prediction Limit

Constituent: Arsenic (mg/L) Analysis Run 6/8/2026 4:38 PM View: Appendix I Intrawell

Plant Bowen Client: Southern Company Data: Bowen 1, 2, 9, & 10

	GWA-40	GWA-40
3/15/2016	<0.002	
5/11/2016	<0.002	
7/21/2016	<0.002	
9/15/2016	<0.002	
11/3/2016	<0.002	
1/17/2017	<0.002	
3/24/2017	<0.002	
5/24/2017	<0.002	
9/26/2017	0.0005 (J)	
3/14/2018	0.00075 (J)	
9/12/2018	<0.002	
3/13/2019	<0.002	
9/9/2019	0.00068 (J)	
3/9/2020	<0.002	
9/11/2020	<0.002	
3/10/2021	<0.002	
8/4/2021	<0.002	
1/31/2022	<0.002	
8/12/2022	<0.002	
2/13/2023	<0.002	
7/26/2023	<0.002	
2/19/2024	<0.002	
8/1/2024	0.0011 (J)	
2/25/2025	<0.002	
8/27/2025	<0.002	
2/16/2026		<0.002

ND substitution: RL or RL/2 if <15% NDs.

Prediction Limit

Constituent: Arsenic (mg/L) Analysis Run 6/8/2026 4:38 PM View: Appendix I Intrawell

Plant Bowen Client: Southern Company Data: Bowen 1, 2, 9, & 10

	GWA-41	GWA-41
3/15/2016	<0.002	
5/12/2016	<0.002	
7/20/2016	<0.002	
9/15/2016	<0.002	
11/3/2016	<0.002	
1/18/2017	<0.002	
3/24/2017	<0.002	
6/6/2017	0.0005 (J)	
9/25/2017	<0.002	
3/14/2018	0.00096 (J)	
9/12/2018	<0.002	
3/14/2019	<0.002	
9/10/2019	<0.002	
3/6/2020	<0.002	
9/10/2020	<0.002	
3/11/2021	<0.002	
8/4/2021	<0.002	
1/31/2022	<0.002	
8/11/2022	<0.002	
2/13/2023	<0.002	
7/25/2023	<0.002	
2/19/2024	<0.002	
8/1/2024	0.00092 (J)	
2/25/2025	<0.002	
8/28/2025	<0.002	
2/16/2026		<0.002

ND substitution: RL or RL/2 if <15% NDs.

Prediction Limit

Constituent: Arsenic (mg/L) Analysis Run 6/8/2026 4:38 PM View: Appendix I Intrawell

Plant Bowen Client: Southern Company Data: Bowen 1, 2, 9, & 10

	GWA-41R	GWA-41R
3/15/2016	<0.002	
5/13/2016	<0.002	
7/21/2016	0.0012 (J)	
9/21/2016	<0.002	
11/3/2016	<0.002	
1/17/2017	<0.002	
3/27/2017	0.0008 (J)	
6/6/2017	0.0011 (J)	
9/25/2017	0.001 (J)	
3/14/2018	0.00093 (J)	
9/12/2018	<0.002	
3/14/2019	<0.002	
9/10/2019	<0.002	
3/9/2020	<0.002	
9/10/2020	<0.002	
3/10/2021	<0.002	
8/4/2021	<0.002	
1/31/2022	<0.002	
8/11/2022	<0.002	
2/13/2023	<0.002	
7/25/2023	<0.002	
2/19/2024	<0.002	
8/1/2024	0.0015 (J)	
2/25/2025	<0.002	
8/27/2025	<0.002	
2/16/2026		0.00053 (J)

ND substitution: RL or RL/2 if <15% NDs.

Prediction Limit

Constituent: Arsenic (mg/L) Analysis Run 6/8/2026 4:38 PM View: Appendix I Intrawell

Plant Bowen Client: Southern Company Data: Bowen 1, 2, 9, & 10

	GWA-42	GWA-42
3/11/2016	<0.002	
5/16/2016	<0.002	
7/22/2016	<0.002	
9/19/2016	<0.002	
11/3/2016	<0.002	
1/17/2017	<0.002	
3/27/2017	<0.002	
6/7/2017	0.0007 (J)	
9/26/2017	<0.002	
3/14/2018	0.00079 (J)	
9/14/2018	<0.002	
3/14/2019	<0.002	
9/10/2019	<0.002	
3/6/2020	<0.002	
9/10/2020	<0.002	
3/11/2021	<0.002	
8/4/2021	<0.002	
1/31/2022	<0.002	
8/10/2022	<0.002	
2/13/2023	<0.002	
7/26/2023	<0.002	
2/20/2024	0.001 (J)	
8/1/2024	<0.002	
2/25/2025	<0.002	
8/28/2025	<0.002	
2/16/2026		<0.002

ND substitution: RL or RL/2 if <15% NDs.

Prediction Limit

Constituent: Arsenic (mg/L) Analysis Run 6/8/2026 4:38 PM View: Appendix I Intrawell

Plant Bowen Client: Southern Company Data: Bowen 1, 2, 9, & 10

	GWA-43	GWA-43
3/11/2016	<0.002	
5/13/2016	<0.002	
7/19/2016	<0.002	
9/16/2016	<0.002	
11/2/2016	<0.002	
1/18/2017	<0.002	
3/28/2017	<0.002	
6/6/2017	0.0006 (J)	
9/22/2017	<0.002	
3/14/2018	<0.002	
9/12/2018	<0.002	
3/13/2019	<0.002	
9/11/2019	<0.002	
3/9/2020	<0.002	
9/11/2020	<0.002	
3/11/2021	<0.002	
8/6/2021	<0.002	
1/31/2022	0.0013 (J)	
8/11/2022	<0.002	
2/14/2023	<0.002	
7/25/2023	<0.002	
2/20/2024	<0.002	
8/2/2024	<0.002	
2/25/2025	<0.002	
8/28/2025	<0.002	
2/16/2026		<0.002

ND substitution: RL or RL/2 if <15% NDs.

Prediction Limit

Constituent: Arsenic (mg/L) Analysis Run 6/8/2026 4:38 PM View: Appendix I Intrawell

Plant Bowen Client: Southern Company Data: Bowen 1, 2, 9, & 10

	GWA-43R	GWA-43R
3/11/2016	<0.002	
5/13/2016	<0.002	
7/19/2016	<0.002	
9/16/2016	<0.002	
11/2/2016	<0.002	
1/18/2017	<0.002	
3/28/2017	0.0005 (J)	
6/6/2017	0.0013 (J)	
9/22/2017	<0.002	
3/15/2018	0.00065 (J)	
9/12/2018	<0.002	
3/13/2019	<0.002	
9/11/2019	<0.002	
3/9/2020	<0.002	
9/14/2020	<0.002	
3/11/2021	<0.002	
8/5/2021	<0.002	
1/31/2022	<0.002	
8/10/2022	<0.002	
2/13/2023	<0.002	
7/25/2023	<0.002	
2/20/2024	<0.002	
8/2/2024	<0.002	
2/25/2025	<0.002	
8/28/2025	<0.002	
2/16/2026		<0.002

ND substitution: RL or RL/2 if <15% NDs.

Prediction Limit

Constituent: Arsenic (mg/L) Analysis Run 6/8/2026 4:38 PM View: Appendix I Intrawell

Plant Bowen Client: Southern Company Data: Bowen 1, 2, 9, & 10

	GWA-50R	GWA-50R
12/12/2008	<0.002	
4/23/2009	<0.002	
10/6/2009	<0.002	
5/3/2010	0.012 (O)	
10/11/2010	<0.002	
4/27/2011	<0.002	
10/19/2011	<0.002	
5/1/2012	<0.002	
10/2/2012	<0.002	
4/10/2013	<0.002	
10/16/2013	<0.002	
4/22/2014	<0.002	
10/1/2014	<0.002	
3/30/2015	<0.002	
10/11/2015	<0.002	
3/28/2016	<0.002	
5/25/2016	<0.002	
8/1/2016	<0.002	
9/26/2016	<0.002	
11/11/2016	<0.002	
1/30/2017	<0.002	
4/3/2017	<0.002	
6/12/2017	<0.002	
10/2/2017	<0.002	
3/16/2018	<0.002	
9/18/2018	0.00058 (J)	
3/19/2019	<0.002	
9/12/2019	<0.002	
3/11/2020	<0.002	
9/15/2020	<0.002	
3/17/2021	<0.002	
8/9/2021	<0.002	
2/2/2022	<0.002	
8/17/2022	<0.002	
2/16/2023	<0.002	
7/28/2023	<0.002	
2/22/2024	<0.002	
8/8/2024	<0.002	
2/28/2025	<0.002	
9/2/2025	<0.002	
2/17/2026		<0.002

ND substitution: RL or RL/2 if <15% NDs.

Prediction Limit

Constituent: Arsenic (mg/L) Analysis Run 6/8/2026 4:38 PM View: Appendix I Intrawell

Plant Bowen Client: Southern Company Data: Bowen 1, 2, 9, & 10

	GWC-5	GWC-5
8/23/2007	<0.002	
10/25/2007	<0.002	
11/19/2007	<0.002	
1/23/2008	<0.002	
3/11/2008	<0.002	
5/12/2008	<0.002	
12/11/2008	<0.002	
4/15/2009	<0.002	
10/9/2009	<0.002	
5/4/2010	<0.002	
10/12/2010	<0.002	
4/28/2011	<0.002	
10/19/2011	<0.002	
5/2/2012	<0.002	
10/9/2012	<0.002	
4/11/2013	<0.002	
10/16/2013	<0.002	
4/23/2014	<0.002	
10/3/2014	<0.002	
3/31/2015	<0.002	
10/12/2015	<0.002	
3/28/2016	<0.002	
5/25/2016	<0.002	
8/1/2016	<0.002	
9/27/2016	<0.002	
11/11/2016	<0.002	
1/31/2017	<0.002	
4/3/2017	<0.002	
6/12/2017	0.0006 (J)	
10/3/2017	<0.002	
3/19/2018	<0.002	
9/17/2018	<0.002	
3/20/2019	<0.002	
9/16/2019	<0.002	
3/16/2020	<0.002	
9/16/2020	<0.002	
3/17/2021	<0.002	
8/9/2021	<0.002	
2/2/2022	<0.002	
8/16/2022	<0.002	
2/20/2023	<0.002	
7/28/2023	<0.002	
2/26/2024	<0.002	
8/8/2024	<0.002	
2/27/2025	<0.002	
9/3/2025	<0.002	
2/19/2026		<0.002

ND substitution: RL or RL/2 if <15% NDs.

Prediction Limit

Constituent: Arsenic (mg/L) Analysis Run 6/8/2026 4:38 PM View: Appendix I Intrawell

Plant Bowen Client: Southern Company Data: Bowen 1, 2, 9, & 10

	GWC-6	GWC-6
8/22/2007	<0.002	
10/25/2007	<0.002	
11/20/2007	<0.002	
1/23/2008	<0.002	
3/11/2008	<0.002	
5/14/2008	<0.002	
12/11/2008	<0.002	
4/23/2009	<0.002	
10/9/2009	<0.002	
5/4/2010	0.014 (O)	
10/11/2010	<0.002	
4/26/2011	<0.002	
10/18/2011	<0.002	
5/2/2012	<0.002	
10/8/2012	<0.002	
4/10/2013	<0.002	
10/8/2013	<0.002	
4/14/2014	<0.002	
10/3/2014	<0.002	
4/1/2015	<0.002	
10/9/2015	<0.002	
3/29/2016	<0.002	
5/24/2016	<0.002	
8/1/2016	<0.002	
9/26/2016	<0.002	
11/18/2016	<0.002	
2/1/2017	<0.002	
4/6/2017	0.0006 (J)	
6/13/2017	<0.002	
10/3/2017	<0.002	
3/19/2018	0.00089 (J)	
9/17/2018	<0.002	
3/21/2019	<0.002	
9/16/2019	0.00071 (J)	
3/12/2020	0.00055 (J)	
9/16/2020	<0.002	
3/17/2021	0.0013 (J)	
8/10/2021	0.0016 (J)	
2/2/2022	<0.002	
8/17/2022	<0.002	
2/17/2023	<0.002	
7/31/2023	<0.002	
2/26/2024	<0.002	
8/8/2024	<0.002	
2/27/2025	<0.002	
9/3/2025	<0.002	
2/20/2026		0.0005 (J)

ND substitution: RL or RL/2 if <15% NDs.

Prediction Limit

Constituent: Arsenic (mg/L) Analysis Run 6/8/2026 4:38 PM View: Appendix I Intrawell

Plant Bowen Client: Southern Company Data: Bowen 1, 2, 9, & 10

	GWC-6RZ	GWC-6RZ
5/26/2015	<0.002	
6/18/2015	<0.002	
7/2/2015	<0.002	
10/9/2015	<0.002	
3/29/2016	<0.002	
5/24/2016	<0.002	
8/1/2016	<0.002	
9/26/2016	<0.002	
11/14/2016	<0.002	
2/1/2017	<0.002	
4/6/2017	<0.002	
6/13/2017	<0.002	
10/3/2017	<0.002	
3/20/2018	<0.002	
9/17/2018	<0.002	
3/21/2019	<0.002	
9/16/2019	0.00038 (J)	
3/12/2020	<0.002	
9/16/2020	<0.002	
3/17/2021	<0.002	
8/10/2021	<0.002	
2/2/2022	0.0012 (J)	
8/17/2022	<0.002	
2/17/2023	<0.002	
7/28/2023	<0.002	
2/26/2024	<0.002	
8/8/2024	<0.002	
2/27/2025	<0.002	
9/2/2025	<0.002	
2/20/2026		<0.002

ND substitution: RL or RL/2 if <15% NDs.

Prediction Limit

Constituent: Arsenic (mg/L) Analysis Run 6/8/2026 4:38 PM View: Appendix I Intrawell

Plant Bowen Client: Southern Company Data: Bowen 1, 2, 9, & 10

	GWC-7Z	GWC-7Z
8/22/2007	<0.002	
10/25/2007	<0.002	
11/20/2007	<0.002	
1/16/2008	<0.002	
3/6/2008	<0.002	
5/13/2008	<0.002	
12/13/2008	<0.002	
4/15/2009	<0.002	
10/9/2009	<0.002	
4/27/2010	0.015 (o)	
10/5/2010	<0.002	
4/19/2011	<0.002	
10/12/2011	<0.002	
4/24/2012	<0.002	
10/3/2012	<0.002	
4/9/2013	<0.002	
10/8/2013	<0.002	
4/10/2014	0.0042 (J)	
10/2/2014	<0.002	
4/2/2015	<0.002	
10/10/2015	0.0023 (J)	
5/31/2016	<0.002	
8/2/2016	0.0031 (J)	
9/27/2016	0.0028 (J)	
11/21/2016	0.0031 (J)	
2/1/2017	0.0031 (J)	
4/6/2017	0.003 (J)	
6/13/2017	0.0024 (J)	
7/14/2017	0.0029 (J)	
10/3/2017	0.0018 (J)	
3/20/2018	0.0024 (J)	
9/18/2018	0.0031 (J)	
3/21/2019	0.00077 (J)	
9/13/2019	0.0017 (J)	
3/12/2020	0.00044 (J)	
9/16/2020	<0.002	
3/17/2021	<0.002	
8/10/2021	0.0013 (J)	
2/2/2022	0.002 (J)	
8/17/2022	<0.002	
2/20/2023	<0.002	
7/31/2023	<0.002	
2/26/2024	<0.002	
8/8/2024	<0.002	
2/27/2025	<0.002	
9/3/2025	<0.002	
2/19/2026		<0.002

ND substitution: RL or RL/2 if <15% NDs.

Prediction Limit

Constituent: Arsenic (mg/L) Analysis Run 6/8/2026 4:38 PM View: Appendix I Intrawell

Plant Bowen Client: Southern Company Data: Bowen 1, 2, 9, & 10

	GWC-8RR	GWC-8RR
8/22/2007	<0.002	
10/26/2007	<0.002	
11/20/2007	<0.002	
1/23/2008	<0.002	
3/10/2008	<0.002	
5/6/2008	<0.002	
12/12/2008	0.036 (o)	
4/23/2009	<0.002	
10/8/2009	0.012 (o)	
5/4/2010	0.015 (o)	
10/7/2010	0.013 (o)	
4/26/2011	<0.002	
10/18/2011	<0.002	
4/30/2012	<0.002	
10/3/2012	<0.002	
4/8/2013	<0.002	
10/9/2013	<0.002	
4/10/2014	<0.002	
10/2/2014	<0.002	
4/3/2015	<0.002	
10/8/2015	0.0029 (J)	
3/30/2016	<0.002	
5/24/2016	<0.002	
8/2/2016	<0.002	
9/27/2016	<0.002	
11/22/2016	<0.002	
2/6/2017	<0.002	
4/6/2017	<0.002	
6/14/2017	<0.002	
10/4/2017	<0.002	
3/21/2018	0.00077 (J)	
9/18/2018	0.001 (J)	
3/27/2019	<0.002	
9/16/2019	0.00039 (J)	
3/12/2020	0.00039 (J)	
9/17/2020	<0.002	
3/17/2021	<0.002	
8/10/2021	<0.002	
2/2/2022	0.0013 (J)	
8/17/2022	<0.002	
2/21/2023	<0.002	
7/31/2023	<0.002	
2/27/2024	<0.002	
8/12/2024	<0.002	
3/4/2025	<0.002	
9/3/2025	<0.002	
2/19/2026		<0.002

ND substitution: RL or RL/2 if <15% NDs.

Prediction Limit

Constituent: Arsenic (mg/L) Analysis Run 6/8/2026 4:38 PM View: Appendix I Intrawell

Plant Bowen Client: Southern Company Data: Bowen 1, 2, 9, & 10

	GWC-8Z	GWC-8Z
8/22/2007	<0.002	
11/1/2007	<0.002	
11/20/2007	<0.002	
1/23/2008	0.01 (o)	
3/10/2008	<0.002	
5/12/2008	<0.002	
12/12/2008	<0.002	
4/22/2009	<0.002	
10/8/2009	<0.002	
4/28/2010	<0.002	
10/7/2010	<0.002	
4/20/2011	<0.002	
10/12/2011	<0.002	
4/30/2012	<0.002	
10/3/2012	<0.002	
4/9/2013	<0.002	
10/9/2013	<0.002	
4/9/2014	<0.002	
10/2/2014	0.0025 (J)	
4/2/2015	0.0037 (J)	
5/26/2015	<0.002	
6/18/2015	<0.002	
7/2/2015	<0.002	
10/8/2015	<0.002	
3/22/2016	<0.002	
5/25/2016	<0.002	
8/2/2016	<0.002	
9/26/2016	<0.002	
11/21/2016	<0.002	
2/3/2017	<0.002	
4/7/2017	<0.002	
6/13/2017	<0.002	
10/3/2017	<0.002	
3/20/2018	0.0006 (J)	
9/18/2018	0.00074 (J)	
5/6/2019	0.00063 (J)	
9/16/2019	0.00043 (J)	
3/16/2020	<0.002	
9/17/2020	<0.002	
3/18/2021	0.00082 (J)	
8/10/2021	<0.002	
2/2/2022	0.0011 (J)	
8/17/2022	<0.002	
2/20/2023	<0.002	
7/31/2023	<0.002	
2/26/2024	<0.002	
8/12/2024	<0.002	
2/28/2025	<0.002	
9/3/2025	<0.002	
2/19/2026		<0.002

ND substitution: RL or RL/2 if <15% NDs.

Prediction Limit

Constituent: Arsenic (mg/L) Analysis Run 6/8/2026 4:38 PM View: Appendix I Intrawell

Plant Bowen Client: Southern Company Data: Bowen 1, 2, 9, & 10

	GWC-9	GWC-9
8/23/2007	<0.002	
11/1/2007	<0.002	
11/19/2007	<0.002	
1/15/2008	0.0086	
3/6/2008	<0.002	
5/13/2008	<0.002	
12/12/2008	0.0065	
4/16/2009	<0.002	
10/13/2009	<0.002	
4/21/2010	<0.002	
9/29/2010	<0.002	
4/13/2011	<0.002	
10/5/2011	<0.002	
4/4/2012	<0.002	
10/8/2012	<0.002	
4/8/2013	<0.002	
10/9/2013	<0.002	
4/9/2014	<0.002	
9/30/2014	<0.002	
4/2/2015	<0.002	
10/10/2015	<0.002	
3/30/2016	0.00116 (J)	
5/26/2016	<0.002	
8/5/2016	<0.002	
9/28/2016	<0.002	
11/21/2016	<0.002	
2/6/2017	<0.002	
4/6/2017	<0.002	
6/13/2017	<0.002	
10/3/2017	<0.002	
3/20/2018	<0.002	
9/18/2018	0.00067 (J)	
3/21/2019	<0.002	
9/16/2019	0.00044 (J)	
3/12/2020	<0.002	
9/17/2020	<0.002	
3/18/2021	<0.002	
8/10/2021	<0.002	
2/2/2022	0.0013 (J)	
8/17/2022	<0.002	
2/21/2023	0.0028 (J)	
7/31/2023	<0.002	
2/27/2024	<0.002	
8/12/2024	<0.002	
2/28/2025	<0.002	
9/3/2025	<0.002	
2/18/2026		<0.002

ND substitution: RL or RL/2 if <15% NDs.

Prediction Limit

Constituent: Arsenic (mg/L) Analysis Run 6/8/2026 4:38 PM View: Appendix I Intrawell

Plant Bowen Client: Southern Company Data: Bowen 1, 2, 9, & 10

	GWC-10	GWC-10
8/21/2007	<0.002	
11/1/2007	<0.002	
11/20/2007	0.0079	
1/30/2008	<0.002	
3/6/2008	<0.002	
5/12/2008	<0.002	
12/13/2008	0.015 (O)	
4/29/2009	<0.002	
10/20/2009	<0.002	
4/26/2010	<0.002	
9/29/2010	<0.002	
4/13/2011	<0.002	
10/5/2011	<0.002	
4/4/2012	<0.002	
10/3/2012	<0.002	
4/3/2013	<0.002	
10/15/2013	<0.002	
4/9/2014	<0.002	
10/2/2014	<0.002	
4/2/2015	<0.002	
10/10/2015	<0.002	
3/31/2016	<0.002	
5/26/2016	<0.002	
8/5/2016	<0.002	
9/28/2016	<0.002	
11/22/2016	<0.002	
2/7/2017	<0.002	
4/10/2017	<0.002	
6/14/2017	<0.002	
10/4/2017	0.0006 (J)	
3/20/2018	0.00079 (J)	
9/18/2018	0.0011 (J)	
3/22/2019	<0.002	
9/17/2019	<0.002	
3/12/2020	<0.002	
9/17/2020	<0.002	
3/18/2021	<0.002	
8/10/2021	<0.002	
2/4/2022	0.0023 (J)	
8/17/2022	<0.002	
2/20/2023	<0.002	
7/31/2023	<0.002	
2/27/2024	<0.002	
8/12/2024	<0.002	
2/28/2025	<0.002	
9/3/2025	<0.002	
2/19/2026		<0.002

ND substitution: RL or RL/2 if <15% NDs.

Prediction Limit

Constituent: Arsenic (mg/L) Analysis Run 6/8/2026 4:38 PM View: Appendix I Intrawell

Plant Bowen Client: Southern Company Data: Bowen 1, 2, 9, & 10

	GWC-10R	GWC-10R
8/21/2007	<0.002	
11/1/2007	<0.002	
11/20/2007	<0.002	
1/30/2008	<0.002	
3/6/2008	<0.002	
5/8/2008	<0.002	
12/14/2008	<0.002	
4/29/2009	<0.002	
10/21/2009	<0.002	
4/21/2010	<0.002	
9/28/2010	<0.002	
4/12/2011	<0.002	
10/4/2011	<0.002	
4/3/2012	<0.002	
10/8/2012	<0.002	
4/3/2013	<0.002	
10/15/2013	<0.002	
4/9/2014	<0.002	
10/2/2014	<0.002	
4/2/2015	<0.002	
10/12/2015	<0.002	
3/31/2016	<0.002	
5/26/2016	<0.002	
8/3/2016	<0.002	
9/28/2016	<0.002	
11/22/2016	<0.002	
2/7/2017	<0.002	
4/10/2017	<0.002	
6/14/2017	<0.002	
10/4/2017	<0.002	
3/21/2018	<0.002	
9/18/2018	0.00088 (J)	
3/22/2019	<0.002	
9/17/2019	<0.002	
3/12/2020	<0.002	
9/17/2020	<0.002	
3/18/2021	<0.002	
8/11/2021	<0.002	
2/4/2022	0.0019 (J)	
8/18/2022	<0.002	
2/20/2023	<0.002	
7/31/2023	<0.002	
2/27/2024	<0.002	
8/12/2024	<0.002	
3/3/2025	<0.002	
9/3/2025	<0.002	
2/19/2026		<0.002

ND substitution: RL or RL/2 if <15% NDs.

Prediction Limit

Constituent: Arsenic (mg/L) Analysis Run 6/8/2026 4:38 PM View: Appendix I Intrawell

Plant Bowen Client: Southern Company Data: Bowen 1, 2, 9, & 10

	GWC-11	GWC-11
8/21/2007	<0.002	
11/1/2007	<0.002	
11/18/2007	<0.002	
1/30/2008	<0.002	
3/5/2008	<0.002	
5/7/2008	<0.002	
12/14/2008	<0.002	
4/29/2009	<0.002	
10/22/2009	<0.002	
4/21/2010	<0.002	
9/28/2010	<0.002	
4/12/2011	<0.002	
10/4/2011	<0.002	
4/3/2012	<0.002	
10/3/2012	<0.002	
4/3/2013	<0.002	
10/9/2013	<0.002	
4/2/2014	<0.002	
10/2/2014	<0.002	
4/1/2015	<0.002	
10/11/2015	<0.002	
4/4/2016	<0.002	
5/26/2016	<0.002	
8/3/2016	<0.002	
9/28/2016	<0.002	
11/22/2016	<0.002	
2/8/2017	<0.002	
4/10/2017	<0.002	
6/15/2017	<0.002	
10/4/2017	<0.002	
3/21/2018	0.00058 (J)	
9/18/2018	0.00097 (J)	
3/23/2019	<0.002	
9/17/2019	<0.002	
3/12/2020	<0.002	
9/21/2020	<0.002	
3/19/2021	<0.002	
8/11/2021	<0.002	
2/4/2022	0.0023 (J)	
8/18/2022	<0.002	
2/20/2023	<0.002	
8/1/2023	<0.002	
2/28/2024	<0.002	
8/13/2024	<0.002	
3/4/2025	<0.002	
9/3/2025	<0.002	
2/19/2026		<0.002

ND substitution: RL or RL/2 if <15% NDs.

Prediction Limit

Constituent: Arsenic (mg/L) Analysis Run 6/8/2026 4:38 PM View: Appendix I Intrawell

Plant Bowen Client: Southern Company Data: Bowen 1, 2, 9, & 10

	GWC-11R	GWC-11R
8/21/2007	<0.005	
11/1/2007	<0.005	
11/18/2007	<0.005	
1/30/2008	<0.005	
3/6/2008	<0.005	
5/7/2008	<0.005	
12/14/2008	<0.005	
4/29/2009	0.0057	
10/22/2009	<0.005	
4/21/2010	<0.005	
9/29/2010	<0.005	
4/13/2011	<0.005	
10/4/2011	<0.005	
4/4/2012	<0.005	
10/3/2012	<0.005	
4/3/2013	<0.005	
10/9/2013	0.006	
4/2/2014	0.0049 (J)	
10/2/2014	0.0036 (J)	
4/1/2015	0.0077	
10/11/2015	0.0071	
4/4/2016	0.00315 (J)	
5/26/2016	0.00313 (J)	
8/4/2016	0.0032 (J)	
9/28/2016	0.0029 (J)	
11/22/2016	0.0048 (J)	
2/8/2017	0.0022 (J)	
4/10/2017	0.002 (J)	
6/15/2017	0.0014 (J)	
10/4/2017	0.002 (J)	
3/22/2018	0.0022 (J)	
9/18/2018	0.0027 (J)	
3/23/2019	0.0016 (J)	
9/17/2019	0.0016 (J)	
3/12/2020	0.0012 (J)	
9/21/2020	0.0012 (J)	
3/19/2021	0.0013 (J)	
8/11/2021	0.0017 (J)	
2/4/2022	0.0035 (J)	
8/18/2022	<0.005	
2/20/2023	<0.005	
8/1/2023	<0.005	
2/28/2024	<0.005	
8/12/2024	0.0017 (J)	
3/3/2025	<0.005	
9/3/2025	0.0015 (J)	
2/20/2026		0.0012 (J)

ND substitution: RL or RL/2 if <15% NDs.

Prediction Limit

Constituent: Arsenic (mg/L) Analysis Run 6/8/2026 4:38 PM View: Appendix I Intrawell

Plant Bowen Client: Southern Company Data: Bowen 1, 2, 9, & 10

	GWC-12	GWC-12
8/21/2007	<0.005	
11/1/2007	<0.005	
11/19/2007	<0.005	
1/16/2008	0.0086	
3/5/2008	<0.005	
5/13/2008	<0.005	
12/13/2008	0.012	
4/16/2009	0.008	
10/21/2009	0.0081	
4/27/2010	0.021 (o)	
10/5/2010	0.0067	
4/19/2011	<0.005	
10/12/2011	<0.005	
4/24/2012	0.0086	
10/2/2012	<0.005	
4/2/2013	<0.005	
10/9/2013	0.0094	
4/1/2014	0.0097	
10/2/2014	0.0055	
4/1/2015	0.011	
10/14/2015	0.007	
4/4/2016	0.00645	
5/27/2016	0.00692	
8/3/2016	0.0068	
9/30/2016	0.0065	
11/22/2016	0.0066	
2/13/2017	0.0092	
4/11/2017	0.0051	
6/14/2017	0.0056	
10/4/2017	0.0068	
3/22/2018	0.0055	
9/18/2018	0.0064	
3/23/2019	0.0055	
9/17/2019	0.0047 (J)	
3/12/2020	0.0053	
9/21/2020	0.0065	
3/19/2021	0.0052	
8/11/2021	0.0042 (J)	
2/2/2022	0.0027 (J)	
8/18/2022	0.0037 (J)	
2/21/2023	0.0094	
8/1/2023	0.0065	
2/27/2024	0.0028 (J)	
8/12/2024	0.0039 (J)	
3/4/2025	0.0053	
9/3/2025	0.0054	
2/18/2026		0.0054

ND substitution: RL or RL/2 if <15% NDs.

Prediction Limit

Constituent: Arsenic (mg/L) Analysis Run 6/8/2026 4:38 PM View: Appendix I Intrawell

Plant Bowen Client: Southern Company Data: Bowen 1, 2, 9, & 10

	GWC-13	GWC-13
8/21/2007	<0.002	
11/1/2007	<0.002	
11/19/2007	<0.002	
1/31/2008	<0.002	
3/5/2008	<0.002	
5/12/2008	<0.002	
12/13/2008	0.0096	
4/28/2009	<0.002	
10/21/2009	<0.002	
4/28/2010	<0.002	
10/5/2010	<0.002	
4/19/2011	<0.002	
10/18/2011	<0.002	
4/25/2012	<0.002	
10/2/2012	<0.002	
4/2/2013	<0.002	
10/8/2013	<0.002	
4/1/2014	<0.002	
10/1/2014	0.0022 (J)	
4/1/2015	<0.002	
10/15/2015	<0.002	
4/4/2016	0.00124 (J)	
5/31/2016	<0.002	
8/4/2016	<0.002	
9/29/2016	<0.002	
11/28/2016	<0.002	
2/9/2017	<0.002	
4/12/2017	0.001 (J)	
6/16/2017	0.0007 (J)	
10/9/2017	0.0006 (J)	
3/21/2018	0.0013 (J)	
9/19/2018	0.0016 (J)	
3/23/2019	0.00067 (J)	
9/18/2019	0.00052 (J)	
3/13/2020	0.00096 (J)	
9/22/2020	0.00098 (J)	
3/18/2021	<0.002	
8/11/2021	<0.002	
2/17/2022	<0.002	
8/18/2022	<0.002	
2/22/2023	<0.002	
8/1/2023	<0.002	
2/27/2024	<0.002	
8/12/2024	<0.002	
3/3/2025	<0.002	
9/3/2025	<0.002	
2/19/2026		0.00078 (J)

ND substitution: RL or RL/2 if <15% NDs.

Prediction Limit

Constituent: Arsenic (mg/L) Analysis Run 6/8/2026 4:38 PM View: Appendix I Intrawell

Plant Bowen Client: Southern Company Data: Bowen 1, 2, 9, & 10

	GWC-13RZ	GWC-13RZ
8/21/2007	<0.002	
11/1/2007	<0.002	
11/19/2007	<0.002	
1/31/2008	<0.002	
3/5/2008	<0.002	
5/7/2008	<0.002	
12/12/2008	0.02 (O)	
4/29/2009	0.0066	
10/21/2009	<0.002	
4/28/2010	0.016 (O)	
10/6/2010	<0.002	
4/20/2011	<0.002	
10/12/2011	<0.002	
4/25/2012	<0.002	
10/2/2012	<0.002	
4/2/2013	<0.002	
10/8/2013	<0.002	
4/1/2014	<0.002	
10/1/2014	0.0021 (J)	
3/31/2015	<0.002	
10/14/2015	<0.002	
4/4/2016	0.00144 (J)	
6/1/2016	0.0011 (J)	
2/22/2017	<0.002	
4/11/2017	0.0011 (J)	
6/16/2017	0.0043 (J)	
7/12/2017	0.0013 (J)	
7/28/2017	0.0013 (J)	
8/10/2017	0.0011 (J)	
10/6/2017	0.0013 (J)	
3/23/2018	0.0017 (J)	
9/20/2018	0.0016 (J)	
3/22/2019	0.00097 (J)	
9/19/2019	0.00045 (J)	
3/17/2020	0.00067 (J)	
9/22/2020	0.00086 (J)	
3/19/2021	0.00084 (J)	
8/12/2021	<0.002	
2/4/2022	0.0035 (J)	
8/19/2022	<0.002	
2/22/2023	0.0031 (J)	
8/2/2023	<0.002	
2/28/2024	<0.002	
8/13/2024	0.0013 (J)	
3/4/2025	<0.002	
9/4/2025	<0.002	
2/20/2026		0.0012 (J)

ND substitution: RL or RL/2 if <15% NDs.

Prediction Limit

Constituent: Arsenic (mg/L) Analysis Run 6/8/2026 4:38 PM View: Appendix I Intrawell

Plant Bowen Client: Southern Company Data: Bowen 1, 2, 9, & 10

	GWC-14Z	GWC-14Z
8/24/2007	<0.002	
11/2/2007	<0.002	
11/17/2007	<0.002	
1/15/2008	<0.002	
3/5/2008	0.0079	
5/7/2008	<0.002	
12/2/2008	0.014 (O)	
4/16/2009	0.0069	
10/20/2009	0.0054	
4/20/2010	<0.002	
9/29/2010	<0.002	
4/12/2011	<0.002	
10/4/2011	<0.002	
4/4/2012	<0.002	
10/10/2012	<0.002	
4/15/2013	<0.002	
10/22/2013	<0.002	
4/21/2014	<0.002	
9/30/2014	<0.002	
4/3/2015	<0.002	
10/7/2015	<0.002	
4/5/2016	<0.002	
6/1/2016	<0.002	
8/9/2016	<0.002	
11/28/2016	<0.002	
2/9/2017	<0.002	
4/11/2017	<0.002	
6/14/2017	<0.002	
7/12/2017	<0.002	
10/5/2017	<0.002	
3/22/2018	0.00096 (J)	
9/19/2018	0.0018 (J)	
3/22/2019	<0.002	
9/17/2019	<0.002	
3/13/2020	<0.002	
9/21/2020	<0.002	
3/18/2021	<0.002	
8/11/2021	<0.002	
2/4/2022	0.0019 (J)	
8/18/2022	<0.002	
2/22/2023	<0.002	
8/1/2023	<0.002	
2/28/2024	<0.002	
8/13/2024	<0.002	
3/3/2025	<0.002	
9/4/2025	<0.002	
2/24/2026		<0.002

ND substitution: RL or RL/2 if <15% NDs.

Prediction Limit

Constituent: Arsenic (mg/L) Analysis Run 6/8/2026 4:38 PM View: Appendix I Intrawell

Plant Bowen Client: Southern Company Data: Bowen 1, 2, 9, & 10

	GWC-15R	GWC-15R
8/23/2007	<0.002	
11/2/2007	<0.002	
11/17/2007	<0.002	
1/15/2008	<0.002	
3/6/2008	<0.002	
5/7/2008	<0.002	
12/2/2008	<0.002	
4/28/2009	<0.002	
10/19/2009	<0.002	
4/27/2010	<0.002	
10/4/2010	<0.002	
4/18/2011	<0.002	
10/12/2011	<0.002	
4/23/2012	<0.002	
10/10/2012	<0.002	
4/15/2013	<0.002	
10/22/2013	<0.002	
4/21/2014	<0.002	
9/30/2014	<0.002	
4/3/2015	<0.002	
10/7/2015	<0.002	
4/5/2016	<0.002	
5/31/2016	<0.002	
8/4/2016	<0.002	
9/29/2016	<0.002	
11/23/2016	<0.002	
2/10/2017	<0.002	
4/12/2017	0.0005 (J)	
6/15/2017	<0.002	
10/6/2017	0.0008 (J)	
3/23/2018	0.00071 (J)	
9/19/2018	0.001 (J)	
3/25/2019	<0.002	
9/17/2019	<0.002	
3/13/2020	0.00047 (J)	
9/21/2020	<0.002	
3/18/2021	<0.002	
8/11/2021	<0.002	
2/4/2022	0.0026 (J)	
8/19/2022	<0.002	
2/22/2023	<0.002	
8/2/2023	<0.002	
2/28/2024	<0.002	
8/13/2024	<0.002	
3/3/2025	<0.002	
9/4/2025	<0.002	
2/24/2026		0.00062 (J)

ND substitution: RL or RL/2 if <15% NDs.

Prediction Limit

Constituent: Arsenic (mg/L) Analysis Run 6/8/2026 4:38 PM View: Appendix I Intrawell

Plant Bowen Client: Southern Company Data: Bowen 1, 2, 9, & 10

	GWC-15Z	GWC-15Z
8/24/2007	<0.002	
11/2/2007	<0.002	
11/18/2007	<0.002	
1/15/2008	0.0077	
3/10/2008	<0.002	
5/13/2008	<0.002	
12/2/2008	0.0061	
4/28/2009	<0.002	
10/20/2009	<0.002	
4/27/2010	<0.002	
10/5/2010	<0.002	
4/19/2011	<0.002	
10/12/2011	<0.002	
4/25/2012	<0.002	
10/10/2012	<0.002	
4/16/2013	<0.002	
10/22/2013	<0.002	
4/21/2014	0.0029 (J)	
9/30/2014	0.0025 (J)	
4/3/2015	<0.002	
10/6/2015	<0.002	
4/5/2016	0.00153 (J)	
5/31/2016	0.00261 (J)	
11/23/2016	<0.002	
2/10/2017	<0.002	
4/11/2017	0.0007 (J)	
6/15/2017	<0.002	
7/12/2017	<0.002	
7/26/2017	<0.002	
10/6/2017	0.0009 (J)	
3/23/2018	0.00097 (J)	
9/19/2018	0.0015 (J)	
3/22/2019	<0.002	
9/17/2019	<0.002	
3/13/2020	0.00052 (J)	
9/21/2020	<0.002	
3/18/2021	<0.002	
8/11/2021	<0.002	
2/7/2022	0.0025 (J)	
8/19/2022	<0.002	
2/22/2023	<0.002	
8/1/2023	<0.002	
2/28/2024	<0.002	
8/13/2024	<0.002	
3/3/2025	<0.002	
9/4/2025	<0.002	
2/24/2026		<0.002

ND substitution: RL or RL/2 if <15% NDs.

Prediction Limit

Constituent: Arsenic (mg/L) Analysis Run 6/8/2026 4:38 PM View: Appendix I Intrawell

Plant Bowen Client: Southern Company Data: Bowen 1, 2, 9, & 10

	GWC-44	GWC-44
3/16/2016	0.00101 (J)	
5/16/2016	<0.002	
7/25/2016	<0.002	
9/19/2016	<0.002	
11/3/2016	<0.002	
1/19/2017	<0.002	
3/28/2017	0.0009 (J)	
6/5/2017	0.0033 (J)	
9/26/2017	0.0008 (J)	
3/15/2018	0.0011 (J)	
9/12/2018	<0.002	
3/14/2019	<0.002	
9/11/2019	<0.002	
3/10/2020	0.0013 (J)	
9/15/2020	<0.002	
3/11/2021	<0.002	
8/4/2021	<0.002	
1/31/2022	<0.002	
8/15/2022	<0.002	
2/14/2023	<0.002	
7/26/2023	0.0038 (J)	
2/20/2024	<0.002	
8/6/2024	<0.002	
2/26/2025	<0.002	
8/28/2025	<0.002	
2/16/2026		<0.002

ND substitution: RL or RL/2 if <15% NDs.

Prediction Limit

Constituent: Arsenic (mg/L) Analysis Run 6/8/2026 4:38 PM View: Appendix I Intrawell

Plant Bowen Client: Southern Company Data: Bowen 1, 2, 9, & 10

	GWC-45	GWC-45
8/24/2007	<0.002	
10/23/2007	<0.002	
11/18/2007	0.0099	
1/15/2008	0.0078	
3/5/2008	<0.002	
5/14/2008	<0.002	
12/2/2008	<0.002	
4/28/2009	<0.002	
10/20/2009	<0.002	
4/20/2010	<0.002	
9/28/2010	<0.002	
4/12/2011	<0.002	
10/4/2011	<0.002	
4/3/2012	<0.002	
10/15/2012	<0.002	
4/16/2013	<0.002	
10/22/2013	<0.002	
4/23/2014	<0.002	
10/1/2014	<0.002	
4/3/2015	<0.002	
10/7/2015	<0.002	
3/16/2016	<0.002	
5/16/2016	<0.002	
7/25/2016	<0.002	
9/19/2016	<0.002	
11/4/2016	<0.002	
1/23/2017	<0.002	
3/29/2017	<0.002	
6/7/2017	<0.002	
9/27/2017	<0.002	
3/15/2018	<0.002	
9/13/2018	<0.002	
3/14/2019	<0.002	
9/11/2019	<0.002	
3/10/2020	<0.002	
9/11/2020	<0.002	
3/11/2021	<0.002	
8/6/2021	<0.002	
2/1/2022	<0.002	
8/12/2022	<0.002	
2/15/2023	<0.002	
7/26/2023	0.0038 (J)	
2/20/2024	<0.002	
8/5/2024	<0.002	
2/26/2025	<0.002	
9/2/2025	<0.002	
2/17/2026		<0.002

ND substitution: RL or RL/2 if <15% NDs.

Prediction Limit

Constituent: Arsenic (mg/L) Analysis Run 6/8/2026 4:38 PM View: Appendix I Intrawell

Plant Bowen Client: Southern Company Data: Bowen 1, 2, 9, & 10

	GWC-45R	GWC-45R
8/24/2007	<0.002	
10/23/2007	<0.002	
11/18/2007	<0.002	
1/15/2008	<0.002	
3/5/2008	<0.002	
5/12/2008	<0.002	
12/2/2008	<0.002	
4/28/2009	<0.002	
10/13/2009	<0.002	
4/21/2010	<0.002	
10/4/2010	<0.002	
4/18/2011	<0.002	
10/5/2011	<0.002	
5/3/2012	<0.002	
10/15/2012	<0.002	
4/16/2013	<0.002	
10/22/2013	<0.002	
4/23/2014	<0.002	
10/1/2014	<0.002	
4/3/2015	<0.002	
10/9/2015	<0.002	
3/16/2016	<0.002	
5/16/2016	<0.002	
7/25/2016	<0.002	
9/19/2016	<0.002	
11/3/2016	<0.002	
1/20/2017	<0.002	
3/29/2017	<0.002	
6/7/2017	0.0007 (J)	
9/27/2017	0.0006 (J)	
3/15/2018	0.00061 (J)	
9/13/2018	<0.002	
3/14/2019	<0.002	
9/11/2019	<0.002	
3/10/2020	<0.002	
9/11/2020	<0.002	
3/11/2021	<0.002	
8/6/2021	<0.002	
2/1/2022	<0.002	
8/12/2022	<0.002	
2/15/2023	<0.002	
7/26/2023	<0.002	
2/20/2024	<0.002	
8/5/2024	<0.002	
2/26/2025	<0.002	
9/2/2025	<0.002	
2/17/2026		<0.002

ND substitution: RL or RL/2 if <15% NDs.

Prediction Limit

Constituent: Arsenic (mg/L) Analysis Run 6/8/2026 4:38 PM View: Appendix I Intrawell

Plant Bowen Client: Southern Company Data: Bowen 1, 2, 9, & 10

	GWC-46R	GWC-46R
3/10/2016	<0.002	
5/17/2016	<0.002	
7/26/2016	<0.002	
9/20/2016	<0.002	
11/4/2016	<0.002	
1/20/2017	<0.002	
3/28/2017	0.0004 (J)	
6/7/2017	0.001 (J)	
9/29/2017	<0.002	
3/15/2018	0.00094 (J)	
9/13/2018	<0.002	
3/18/2019	<0.002	
9/11/2019	<0.002	
3/10/2020	<0.002	
9/14/2020	<0.002	
3/11/2021	<0.002	
8/5/2021	<0.002	
1/31/2022	<0.002	
8/15/2022	<0.002	
2/14/2023	<0.002	
7/26/2023	<0.002	
2/21/2024	<0.002	
8/5/2024	<0.002	
2/26/2025	<0.002	
8/29/2025	<0.002	
9/24/2025	<0.002	
2/16/2026		<0.002

ND substitution: RL or RL/2 if <15% NDs.

Prediction Limit

Constituent: Arsenic (mg/L) Analysis Run 6/8/2026 4:38 PM View: Appendix I Intrawell

Plant Bowen Client: Southern Company Data: Bowen 1, 2, 9, & 10

	GWC-47	GWC-47
3/10/2016	<0.002	
5/18/2016	<0.002	
7/27/2016	<0.002	
9/20/2016	<0.002	
11/7/2016	<0.002	
1/23/2017	<0.002	
3/29/2017	<0.002	
6/8/2017	0.0006 (J)	
9/27/2017	<0.002	
3/15/2018	0.00061 (J)	
9/13/2018	<0.002	
3/15/2019	<0.002	
9/12/2019	<0.002	
3/9/2020	<0.002	
9/14/2020	<0.002	
3/11/2021	<0.002	
8/5/2021	<0.002	
2/1/2022	<0.002	
8/15/2022	<0.002	
2/15/2023	<0.002	
7/27/2023	<0.002	
2/21/2024	<0.002	
8/5/2024	<0.002	
2/26/2025	<0.002	
8/28/2025	<0.002	
2/17/2026		<0.002

ND substitution: RL or RL/2 if <15% NDs.

Prediction Limit

Constituent: Arsenic (mg/L) Analysis Run 6/8/2026 4:38 PM View: Appendix I Intrawell

Plant Bowen Client: Southern Company Data: Bowen 1, 2, 9, & 10

	GWC-47R	GWC-47R
3/10/2016	0.00136 (J)	
5/18/2016	0.00127 (J)	
7/27/2016	0.0012 (J)	
9/20/2016	<0.002	
11/4/2016	<0.002	
1/20/2017	<0.002	
3/29/2017	<0.002	
6/8/2017	0.001 (J)	
9/27/2017	0.0009 (J)	
3/16/2018	0.001 (J)	
9/13/2018	0.00091 (J)	
3/19/2019	<0.002	
9/11/2019	0.00067 (J)	
3/9/2020	0.00051 (J)	
9/15/2020	<0.002	
3/11/2021	<0.002	
8/5/2021	0.0012 (J)	
2/1/2022	<0.002	
8/15/2022	<0.002	
2/15/2023	<0.002	
7/27/2023	0.0039 (J)	
2/21/2024	<0.002	
8/5/2024	<0.002	
2/26/2025	<0.002	
9/2/2025	<0.002	
2/17/2026		0.00047 (J)

ND substitution: RL or RL/2 if <15% NDs.

Prediction Limit

Constituent: Arsenic (mg/L) Analysis Run 6/8/2026 4:38 PM View: Appendix I Intrawell

Plant Bowen Client: Southern Company Data: Bowen 1, 2, 9, & 10

	GWC-48	GWC-48
3/10/2016	<0.002	
5/17/2016	<0.002	
7/27/2016	<0.002	
9/20/2016	<0.002	
11/4/2016	<0.002	
1/23/2017	<0.002	
3/28/2017	<0.002	
6/8/2017	<0.002	
9/29/2017	<0.002	
3/15/2018	<0.002	
9/13/2018	<0.002	
3/15/2019	<0.002	
9/11/2019	<0.002	
3/9/2020	<0.002	
9/14/2020	<0.002	
3/11/2021	<0.002	
8/4/2021	<0.002	
1/31/2022	<0.002	
8/15/2022	<0.002	
2/15/2023	<0.002	
7/26/2023	<0.002	
2/21/2024	<0.002	
8/5/2024	<0.002	
2/26/2025	0.0013 (J)	
8/29/2025	<0.002	
2/17/2026		<0.002

ND substitution: RL or RL/2 if <15% NDs.

Prediction Limit

Constituent: Arsenic (mg/L) Analysis Run 6/8/2026 4:38 PM View: Appendix I Intrawell

Plant Bowen Client: Southern Company Data: Bowen 1, 2, 9, & 10

	GWC-49R	GWC-49R
3/17/2016	<0.002	
5/18/2016	<0.002	
7/27/2016	<0.002	
9/21/2016	<0.002	
11/4/2016	<0.002	
1/24/2017	<0.002	
3/29/2017	<0.002	
6/8/2017	<0.002	
9/29/2017	<0.002	
3/15/2018	0.00063 (J)	
9/13/2018	<0.002	
3/18/2019	<0.002	
9/11/2019	<0.002	
3/11/2020	0.00041 (J)	
9/11/2020	<0.002	
3/15/2021	<0.002	
8/11/2021	<0.002	
2/1/2022	<0.002	
8/15/2022	<0.002	
2/14/2023	<0.002	
7/27/2023	<0.002	
2/21/2024	<0.002	
8/6/2024	<0.002	
2/26/2025	<0.002	
8/29/2025	<0.002	
2/17/2026		<0.002

ND substitution: RL or RL/2 if <15% NDs.

Prediction Limit

Constituent: Arsenic (mg/L) Analysis Run 6/8/2026 4:38 PM View: Appendix I Intrawell

Plant Bowen Client: Southern Company Data: Bowen 1, 2, 9, & 10

	GWC-49Z	GWC-49Z
3/17/2016	<0.002	
5/18/2016	<0.002	
7/28/2016	<0.002	
9/21/2016	<0.002	
11/7/2016	<0.002	
1/24/2017	<0.002	
3/30/2017	<0.002	
6/9/2017	<0.002	
9/29/2017	<0.002	
3/15/2018	<0.002	
9/14/2018	<0.002	
3/19/2019	<0.002	
9/11/2019	<0.002	
3/9/2020	<0.002	
9/14/2020	<0.002	
3/15/2021	<0.002	
8/5/2021	<0.002	
2/1/2022	<0.002	
8/15/2022	<0.002	
2/14/2023	<0.002	
7/27/2023	0.0044 (J)	
2/21/2024	<0.002	
8/6/2024	<0.002	
2/26/2025	<0.002	
8/29/2025	<0.002	
2/17/2026		<0.002

ND substitution: RL or RL/2 if <15% NDs.

Prediction Limit

Constituent: Barium (mg/L) Analysis Run 6/8/2026 4:38 PM View: Appendix I Intrawell

Plant Bowen Client: Southern Company Data: Bowen 1, 2, 9, & 10

	GWA-1	GWA-1
8/23/2007	0.02	
10/23/2007	0.039	
11/18/2007	0.04	
1/30/2008	0.04	
3/10/2008	0.033	
5/13/2008	0.03	
12/5/2008	0.0087	
4/15/2009	0.023	
10/7/2009	0.15 (O)	
5/3/2010	0.025	
10/12/2010	0.029	
4/27/2011	0.026	
10/17/2011	0.021	
5/2/2012	0.0212	
10/8/2012	0.019	
4/12/2013	0.022	
10/16/2013	0.02	
4/11/2014	0.018	
9/30/2014	0.013	
3/30/2015	0.021	
10/13/2015	0.012	
3/22/2016	0.0182	
5/19/2016	0.0193	
7/29/2016	0.0174	
9/23/2016	0.0168	
11/9/2016	0.0171	
1/30/2017	0.019	
3/30/2017	0.0184	
6/9/2017	0.0174	
10/2/2017	0.0167	
3/16/2018	0.016	
9/17/2018	0.015	
3/20/2019	0.019	
9/12/2019	0.018	
3/11/2020	0.016	
9/15/2020	0.019	
3/16/2021	0.018	
8/9/2021	0.019	
2/1/2022	0.015	
8/16/2022	0.017	
2/16/2023	0.018	
7/27/2023	0.018	
2/22/2024	0.018	
8/7/2024	0.015	
2/27/2025	0.017	
9/2/2025	0.017	
2/18/2026		0.017

Prediction Limit

Constituent: Barium (mg/L) Analysis Run 6/8/2026 4:38 PM View: Appendix I Intrawell

Plant Bowen Client: Southern Company Data: Bowen 1, 2, 9, & 10

	GWA-2	GWA-2
8/23/2007	0.0073	
10/24/2007	0.027	
11/18/2007	0.13 (O)	
1/31/2008	0.0077	
3/11/2008	0.015	
5/6/2008	0.017	
12/4/2008	0.14 (O)	
4/21/2009	0.018	
10/7/2009	0.014	
4/26/2010	0.017	
10/4/2010	0.011	
4/13/2011	0.026	
10/5/2011	0.021	
4/11/2012	0.0311	
10/9/2012	0.018	
4/15/2013	0.056	
10/15/2013	0.018	
4/22/2014	0.035	
9/30/2014	0.0041	
3/30/2015	0.036	
10/13/2015	0.0048	
3/23/2016	0.0271	
5/20/2016	0.0206	
7/29/2016	0.0275	
9/23/2016	0.0384	
11/9/2016	0.0266	
1/31/2017	0.0094 (J)	
3/30/2017	0.0262	
6/12/2017	0.0288	
10/2/2017	0.0048 (J)	
3/19/2018	0.037	
9/14/2018	0.0059 (J)	
3/20/2019	0.0072 (J)	
9/12/2019	0.0056 (J)	
3/11/2020	0.035	
9/15/2020	0.019	
3/17/2021	0.025	
8/9/2021	0.024	
2/1/2022	0.026	
8/16/2022	0.021	
2/16/2023	0.029	
7/27/2023	0.02	
2/22/2024	0.021	
8/7/2024	0.017	
2/27/2025	0.024	
9/2/2025	0.022	
2/18/2026		0.023

Prediction Limit

Constituent: Barium (mg/L) Analysis Run 6/8/2026 4:38 PM View: Appendix I Intrawell

Plant Bowen Client: Southern Company Data: Bowen 1, 2, 9, & 10

	GWA-2R	GWA-2R
8/23/2007	0.0098	
10/24/2007	0.015	
11/18/2007	0.011	
1/31/2008	0.13 (O)	
3/10/2008	0.0078	
5/13/2008	0.0077	
12/4/2008	0.0089	
4/21/2009	0.013	
10/8/2009	0.008	
4/21/2010	0.01	
9/28/2010	0.0036	
4/12/2011	0.0084	
10/4/2011	0.0066	
4/3/2012	0.0625 (O)	
10/9/2012	0.01	
4/11/2013	0.021	
10/16/2013	0.033	
4/10/2014	0.021	
9/30/2014	0.0062	
3/30/2015	0.011	
10/13/2015	0.0065	
3/23/2016	0.0206	
5/19/2016	0.0109	
7/29/2016	0.007 (J)	
9/22/2016	0.0071 (J)	
11/10/2016	0.0052 (J)	
1/31/2017	0.0076 (J)	
4/3/2017	0.007 (J)	
6/9/2017	0.0074 (J)	
10/2/2017	0.0085 (J)	
3/16/2018	0.015	
9/14/2018	0.0095 (J)	
3/19/2019	0.024	
9/13/2019	0.012	
3/11/2020	0.027	
9/15/2020	0.013	
3/16/2021	0.013	
8/9/2021	0.029	
2/1/2022	0.024	
8/16/2022	0.027	
2/16/2023	0.028	
7/27/2023	0.024	
2/26/2024	0.021	
8/6/2024	0.015	
2/27/2025	0.028	
9/2/2025	0.014	
2/18/2026		0.012

Prediction Limit

Constituent: Barium (mg/L) Analysis Run 6/8/2026 4:38 PM View: Appendix I Intrawell

Plant Bowen Client: Southern Company Data: Bowen 1, 2, 9, & 10

	GWA-3A	GWA-3A
8/23/2007	0.015 (O)	
11/2/2007	0.017 (O)	
11/18/2007	0.019 (O)	
1/31/2008	0.011 (O)	
3/11/2008	0.016 (O)	
5/14/2008	0.013 (O)	
12/5/2008	0.021 (O)	
4/15/2009	0.012 (O)	
10/8/2009	0.011 (O)	
4/28/2010	0.0081	
10/6/2010	0.0083	
4/21/2011	0.0053	
10/13/2011	0.0071	
5/1/2012	0.0067	
10/9/2012	0.0055	
4/11/2013	0.0061	
10/16/2013	0.0062	
4/23/2014	0.0047	
10/4/2014	0.0055	
3/31/2015	0.0076	
10/12/2015	0.0049	
3/23/2016	0.00742 (J)	
5/23/2016	0.00532 (J)	
7/29/2016	0.0053 (J)	
9/22/2016	0.0058 (J)	
11/10/2016	0.0051 (J)	
1/31/2017	0.0054 (J)	
3/30/2017	0.0049 (J)	
6/12/2017	0.005 (J)	
10/4/2017	0.0047 (J)	
3/19/2018	0.0047 (J)	
9/17/2018	0.0041 (J)	
3/20/2019	0.0042 (J)	
9/13/2019	0.0042 (J)	
3/11/2020	0.0041 (J)	
3/29/2021	0.0073	
8/9/2021	0.0073	
2/2/2022	0.0064	
8/16/2022	0.0067	
2/17/2023	0.0065	
8/1/2023	0.0074	
2/22/2024	0.0074	
8/8/2024	0.0068	
2/26/2025	0.0075	
9/2/2025	0.0078	
2/17/2026		0.0079

Prediction Limit

Constituent: Barium (mg/L) Analysis Run 6/8/2026 4:38 PM View: Appendix I Intrawell

Plant Bowen Client: Southern Company Data: Bowen 1, 2, 9, & 10

	GWA-4RZ	GWA-4RZ
5/20/2009	0.025	
10/19/2009	0.019	
4/27/2010	0.015	
10/4/2010	0.022	
4/14/2011	0.01	
10/5/2011	0.012	
4/11/2012	0.0113	
10/2/2012	0.017	
4/11/2013	0.019	
10/21/2013	0.011	
4/23/2014	0.0098	
10/4/2014	0.021	
3/31/2015	0.012	
10/11/2015	0.012	
2/22/2017	0.0273	
4/7/2017	0.024	
6/14/2017	0.027	
7/12/2017	0.027	
7/20/2017	0.0304	
7/28/2017	0.0269	
8/9/2017	0.0254	
8/24/2017	0.0285	
10/3/2017	0.0294	
3/21/2018	0.03	
9/18/2018	0.032	
3/21/2019	0.04	
9/13/2019	0.034	
3/12/2020	0.053	
9/17/2020	0.036	
3/16/2021	0.042	
8/10/2021	0.045	
2/3/2022	0.063	
8/17/2022	0.034	
2/17/2023	0.043	
7/28/2023	0.043	
2/27/2024	0.046	
8/8/2024	0.053	
2/28/2025	0.043	
9/3/2025	0.038	
2/18/2026		0.045

Prediction Limit

Constituent: Barium (mg/L) Analysis Run 6/8/2026 4:38 PM View: Appendix I Intrawell

Plant Bowen Client: Southern Company Data: Bowen 1, 2, 9, & 10

	GWA-39RZ	GWA-39RZ
2/21/2017	0.0178	
3/27/2017	0.0162	
6/8/2017	0.0156	
7/17/2017	0.016	
7/27/2017	0.0184	
8/9/2017	0.0162	
9/29/2017	0.0159	
3/16/2018	0.016	
9/14/2018	0.015	
3/14/2019	0.018	
9/11/2019	0.02	
3/9/2020	0.017	
9/16/2020	0.027	
3/16/2021	0.014	
8/6/2021	0.014	
2/2/2022	0.013	
8/16/2022	0.013	
2/14/2023	0.014	
7/25/2023	0.014	
2/19/2024	0.015	
8/1/2024	0.014	
2/26/2025	0.016	
8/28/2025	0.015	
2/18/2026		0.019

Prediction Limit

Constituent: Barium (mg/L) Analysis Run 6/8/2026 4:38 PM View: Appendix I Intrawell

Plant Bowen Client: Southern Company Data: Bowen 1, 2, 9, & 10

	GWA-39Z	GWA-39Z
3/14/2016	0.0234	
5/11/2016	0.00793 (J)	
7/19/2016	0.0045 (J)	
9/15/2016	0.0057 (J)	
11/2/2016	0.0043 (J)	
1/18/2017	0.0085 (J)	
3/28/2017	0.0188	
6/7/2017	0.0273	
9/26/2017	0.0236	
3/14/2018	0.027	
9/12/2018	0.022	
3/15/2019	0.019	
9/9/2019	0.015	
3/9/2020	0.0072 (J)	
9/10/2020	0.0042 (J)	
3/12/2021	0.014	
8/4/2021	0.011	
1/31/2022	0.013	
8/10/2022	0.01	
2/13/2023	0.018	
7/26/2023	0.016	
2/19/2024	0.013	
8/1/2024	0.011	
2/25/2025	0.019	
8/28/2025	0.013	
2/18/2026		0.016

Prediction Limit

Constituent: Barium (mg/L) Analysis Run 6/8/2026 4:38 PM View: Appendix I Intrawell

Plant Bowen Client: Southern Company Data: Bowen 1, 2, 9, & 10

	GWA-40	GWA-40
3/15/2016	0.0101	
5/11/2016	0.00992 (J)	
7/21/2016	0.009 (J)	
9/15/2016	0.0109	
11/3/2016	0.0115	
1/17/2017	0.0101	
3/24/2017	0.0086 (J)	
5/24/2017	0.0087 (J)	
9/26/2017	0.0075 (J)	
3/14/2018	0.0064 (J)	
9/12/2018	0.0075 (J)	
3/13/2019	0.0076 (J)	
9/9/2019	0.0078 (J)	
3/9/2020	0.0088 (J)	
9/11/2020	0.0079 (J)	
3/10/2021	0.0083	
8/4/2021	0.008	
1/31/2022	0.0081	
8/12/2022	0.0076	
2/13/2023	0.0075	
7/26/2023	0.0081	
2/19/2024	0.0083	
8/1/2024	0.0073	
2/25/2025	0.0083	
8/27/2025	0.0073	
2/16/2026		0.0078

Prediction Limit

Constituent: Barium (mg/L) Analysis Run 6/8/2026 4:38 PM View: Appendix I Intrawell

Plant Bowen Client: Southern Company Data: Bowen 1, 2, 9, & 10

	GWA-41	GWA-41
3/15/2016	0.0291	
5/12/2016	0.0322	
7/20/2016	0.0313	
9/15/2016	0.0217	
11/3/2016	0.0272	
1/18/2017	0.0286	
3/24/2017	0.0307	
6/6/2017	0.0242	
9/25/2017	0.0252	
3/14/2018	0.021	
9/12/2018	0.025	
3/14/2019	0.028	
9/10/2019	0.018	
3/6/2020	0.022	
9/10/2020	0.024	
3/11/2021	0.024	
8/4/2021	0.021	
1/31/2022	0.022	
8/11/2022	0.022	
2/13/2023	0.029	
7/25/2023	0.018	
2/19/2024	0.017	
8/1/2024	0.014	
2/25/2025	0.019	
8/28/2025	0.015	
2/16/2026		0.015

Prediction Limit

Constituent: Barium (mg/L) Analysis Run 6/8/2026 4:38 PM View: Appendix I Intrawell

Plant Bowen Client: Southern Company Data: Bowen 1, 2, 9, & 10

	GWA-41R	GWA-41R
3/15/2016	0.0462	
5/13/2016	0.0265	
7/21/2016	0.0243	
9/21/2016	0.0145	
11/3/2016	0.0082 (J)	
1/17/2017	0.007 (J)	
3/27/2017	0.016	
6/6/2017	0.0301	
9/25/2017	0.0169	
3/14/2018	0.036	
9/12/2018	0.021	
3/14/2019	0.04	
9/10/2019	0.031	
3/9/2020	0.031	
9/10/2020	0.031	
3/10/2021	0.023	
8/4/2021	0.021	
1/31/2022	0.031	
8/11/2022	0.019	
2/13/2023	0.028	
7/25/2023	0.023	
2/19/2024	0.027	
8/1/2024	0.044	
2/25/2025	0.037	
8/27/2025	0.025	
2/16/2026		0.023

Prediction Limit

Constituent: Barium (mg/L) Analysis Run 6/8/2026 4:38 PM View: Appendix I Intrawell

Plant Bowen Client: Southern Company Data: Bowen 1, 2, 9, & 10

	GWA-42	GWA-42
3/11/2016	0.00639 (J)	
5/16/2016	0.00622 (J)	
7/22/2016	0.0062 (J)	
9/19/2016	0.0064 (J)	
11/3/2016	0.0058 (J)	
1/17/2017	0.0061 (J)	
3/27/2017	0.0063 (J)	
6/7/2017	0.0064 (J)	
9/26/2017	0.006 (J)	
3/14/2018	0.0065 (J)	
9/14/2018	0.0065 (J)	
3/14/2019	0.0066 (J)	
9/10/2019	0.0068 (J)	
3/6/2020	0.0066 (J)	
9/10/2020	0.0059 (J)	
3/11/2021	0.0061	
8/4/2021	0.0061	
1/31/2022	0.0063	
8/10/2022	0.0063	
2/13/2023	0.0061	
7/26/2023	0.0064	
2/20/2024	0.007	
8/1/2024	0.0063	
2/25/2025	0.0071	
8/28/2025	0.0065	
2/16/2026		0.0071

Prediction Limit

Constituent: Barium (mg/L) Analysis Run 6/8/2026 4:38 PM View: Appendix I Intrawell

Plant Bowen Client: Southern Company Data: Bowen 1, 2, 9, & 10

	GWA-43	GWA-43
3/11/2016	0.0116	
5/13/2016	0.0361	
7/19/2016	0.036	
9/16/2016	0.0259	
11/2/2016	0.037	
1/18/2017	0.0248	
3/28/2017	0.0222	
6/6/2017	0.02	
9/22/2017	0.0179	
3/14/2018	0.016	
9/12/2018	0.017	
3/13/2019	0.014	
9/11/2019	0.015	
3/9/2020	0.012	
9/11/2020	0.024	
3/11/2021	0.0096	
8/6/2021	0.015	
1/31/2022	0.014	
8/11/2022	0.016	
2/14/2023	0.011	
7/25/2023	0.012	
2/20/2024	0.011	
8/2/2024	0.0099	
2/25/2025	0.01	
8/28/2025	0.012	
2/16/2026		0.013

Prediction Limit

Constituent: Barium (mg/L) Analysis Run 6/8/2026 4:38 PM View: Appendix I Intrawell

Plant Bowen Client: Southern Company Data: Bowen 1, 2, 9, & 10

	GWA-43R	GWA-43R
3/11/2016	0.00819 (J)	
5/13/2016	0.00756 (J)	
7/19/2016	0.0079 (J)	
9/16/2016	0.0078 (J)	
11/2/2016	0.0082 (J)	
1/18/2017	0.0085 (J)	
3/28/2017	0.0084 (J)	
6/6/2017	0.0078 (J)	
9/22/2017	0.0076 (J)	
3/15/2018	0.0092 (J)	
9/12/2018	0.008 (J)	
3/13/2019	0.0077 (J)	
9/11/2019	0.0079 (J)	
3/9/2020	0.0069 (J)	
9/14/2020	0.0075 (J)	
3/11/2021	0.0069	
8/5/2021	0.0069	
1/31/2022	0.0076	
8/10/2022	0.0066	
2/13/2023	0.0064	
7/25/2023	0.0073	
2/20/2024	0.0074	
8/2/2024	0.0072	
2/25/2025	0.0074	
8/28/2025	0.0072	
2/16/2026		0.0075

Prediction Limit

Constituent: Barium (mg/L) Analysis Run 6/8/2026 4:38 PM View: Appendix I Intrawell

Plant Bowen Client: Southern Company Data: Bowen 1, 2, 9, & 10

	GWA-50	GWA-50
12/12/2008	0.098 (O)	
4/23/2009	0.013	
10/6/2009	0.011	
4/27/2010	0.016	
9/30/2010	0.013	
4/14/2011	0.011	
10/5/2011	0.015	
4/11/2012	0.0102	
10/2/2012	0.0091	
4/9/2013	0.01	
10/15/2013	0.0098	
4/10/2014	0.011	
10/1/2014	0.0033	
3/30/2015	0.0043	
10/11/2015	0.0038	
3/28/2016	0.0133	
5/23/2016	0.0109	
8/1/2016	0.0058 (J)	
9/26/2016	0.0092 (J)	
11/10/2016	0.0083 (J)	
1/30/2017	0.0117	
4/7/2017	0.0109	
6/12/2017	0.0094 (J)	
10/2/2017	0.0122	
3/16/2018	0.0084 (J)	
9/17/2018	0.01	
3/19/2019	0.012	
9/13/2019	0.0088 (J)	
3/11/2020	0.0077 (J)	
9/16/2020	0.0081 (J)	
3/17/2021	0.0074	
8/9/2021	0.0071	
2/1/2022	0.0065	
8/16/2022	0.0072	
2/16/2023	0.0067	
7/28/2023	0.0075	
2/22/2024	0.0073	
8/8/2024	0.0073	
2/27/2025	0.0074	
9/2/2025	0.0075	
2/17/2026		0.0071

Prediction Limit

Constituent: Barium (mg/L) Analysis Run 6/8/2026 4:38 PM View: Appendix I Intrawell

Plant Bowen Client: Southern Company Data: Bowen 1, 2, 9, & 10

	GWA-50R	GWA-50R
12/12/2008	0.016	
4/23/2009	0.14 (O)	
10/6/2009	0.12 (O)	
5/3/2010	0.12 (O)	
10/11/2010	0.019	
4/27/2011	0.02	
10/19/2011	0.014	
5/1/2012	0.013	
10/2/2012	0.015	
4/10/2013	0.016	
10/16/2013	0.017	
4/22/2014	0.017	
10/1/2014	0.013	
3/30/2015	0.014	
10/11/2015	0.0093	
3/28/2016	0.0155	
5/25/2016	0.0143	
8/1/2016	0.0129	
9/26/2016	0.0177	
11/11/2016	0.0117	
1/30/2017	0.0113	
4/3/2017	0.0166	
6/12/2017	0.017	
10/2/2017	0.0157	
3/16/2018	0.012	
9/18/2018	0.0099 (J)	
3/19/2019	0.013	
9/12/2019	0.011	
3/11/2020	0.0095 (J)	
9/15/2020	0.0089 (J)	
3/17/2021	0.012	
8/9/2021	0.0089	
2/2/2022	0.009	
8/17/2022	0.0091	
2/16/2023	0.0081	
7/28/2023	0.0079	
2/22/2024	0.008	
8/8/2024	0.0079	
2/28/2025	0.0081	
9/2/2025	0.008	
2/17/2026		0.0081

Prediction Limit

Constituent: Barium (mg/L) Analysis Run 6/8/2026 4:38 PM View: Appendix I Intrawell

Plant Bowen Client: Southern Company Data: Bowen 1, 2, 9, & 10

	GWC-5	GWC-5
8/23/2007	0.017	
10/25/2007	0.023	
11/19/2007	0.024	
1/23/2008	0.028	
3/11/2008	0.022	
5/12/2008	0.021	
12/11/2008	0.022	
4/15/2009	0.13 (O)	
10/9/2009	0.026	
5/4/2010	0.018	
10/12/2010	0.019	
4/28/2011	0.015	
10/19/2011	0.016	
5/2/2012	0.0191	
10/9/2012	0.019	
4/11/2013	0.013	
10/16/2013	0.017	
4/23/2014	0.015	
10/3/2014	0.02	
3/31/2015	0.014	
10/12/2015	0.017	
3/28/2016	0.0173	
5/25/2016	0.0175	
8/1/2016	0.0145	
9/27/2016	0.0139	
11/11/2016	0.0135	
1/31/2017	0.0153	
4/3/2017	0.0135	
6/12/2017	0.0154	
10/3/2017	0.0138	
3/19/2018	0.013	
9/17/2018	0.014	
3/20/2019	0.018	
9/16/2019	0.022	
3/16/2020	0.024	
9/16/2020	0.013	
3/17/2021	0.014	
8/9/2021	0.012	
2/2/2022	0.012	
8/16/2022	0.013	
2/20/2023	0.012	
7/28/2023	0.012	
2/26/2024	0.012	
8/8/2024	0.012	
2/27/2025	0.013	
9/3/2025	0.012	
2/19/2026		0.013

Prediction Limit

Constituent: Barium (mg/L) Analysis Run 6/8/2026 4:38 PM View: Appendix I Intrawell

Plant Bowen Client: Southern Company Data: Bowen 1, 2, 9, & 10

	GWC-6	GWC-6
8/22/2007	0.023	
10/25/2007	0.018	
11/20/2007	0.1 (O)	
1/23/2008	0.031	
3/11/2008	0.016	
5/14/2008	0.024	
12/11/2008	0.022	
4/23/2009	0.012	
10/9/2009	0.11 (O)	
5/4/2010	0.096 (O)	
10/11/2010	0.018	
4/26/2011	0.01	
10/18/2011	0.012	
5/2/2012	0.0119	
10/8/2012	0.01	
4/10/2013	0.013	
10/8/2013	0.014	
4/14/2014	0.01	
10/3/2014	0.014	
4/1/2015	0.013	
10/9/2015	0.008	
3/29/2016	0.00738 (J)	
5/24/2016	0.00902 (J)	
8/1/2016	0.0091 (J)	
9/26/2016	0.0124	
11/18/2016	0.0117	
2/1/2017	0.0086 (J)	
4/6/2017	0.0083 (J)	
6/13/2017	0.0074 (J)	
10/3/2017	0.0084 (J)	
3/19/2018	0.0079 (J)	
9/17/2018	0.0065 (J)	
3/21/2019	0.0074 (J)	
9/16/2019	0.0075 (J)	
3/12/2020	0.0075 (J)	
9/16/2020	0.0074 (J)	
3/17/2021	0.0075	
8/10/2021	0.0074	
2/2/2022	0.0064	
8/17/2022	0.0065	
2/17/2023	0.0067	
7/31/2023	0.0067	
2/26/2024	0.006	
8/8/2024	0.0064	
2/27/2025	0.0066	
9/3/2025	0.0065	
2/20/2026		0.0078

Prediction Limit

Constituent: Barium (mg/L) Analysis Run 6/8/2026 4:38 PM View: Appendix I Intrawell

Plant Bowen Client: Southern Company Data: Bowen 1, 2, 9, & 10

	GWC-6RZ	GWC-6RZ
5/26/2015	0.016	
6/18/2015	0.015	
7/2/2015	0.014	
10/9/2015	0.012	
3/29/2016	0.00786 (J)	
5/24/2016	0.00847 (J)	
8/1/2016	0.0086 (J)	
9/26/2016	0.0086 (J)	
11/14/2016	0.0083 (J)	
2/1/2017	0.0096 (J)	
4/6/2017	0.0087 (J)	
6/13/2017	0.0088 (J)	
10/3/2017	0.0098 (J)	
3/20/2018	0.0088 (J)	
9/17/2018	0.0082 (J)	
3/21/2019	0.0075 (J)	
9/16/2019	0.0072 (J)	
3/12/2020	0.0072 (J)	
9/16/2020	0.0066 (J)	
3/17/2021	0.0072	
8/10/2021	0.0072	
2/2/2022	0.0066	
8/17/2022	0.0068	
2/17/2023	0.0067	
7/28/2023	0.0062	
2/26/2024	0.0067	
8/8/2024	0.0058	
2/27/2025	0.0068	
9/2/2025	0.0062	
2/20/2026		0.0066

Prediction Limit

Constituent: Barium (mg/L) Analysis Run 6/8/2026 4:38 PM View: Appendix I Intrawell

Plant Bowen Client: Southern Company Data: Bowen 1, 2, 9, & 10

	GWC-7Z	GWC-7Z
8/22/2007	0.01	
10/25/2007	0.02	
11/20/2007	0.1 (o)	
1/16/2008	0.017	
3/6/2008	0.012	
5/13/2008	0.014	
12/13/2008	0.11 (o)	
4/15/2009	0.12 (o)	
10/9/2009	0.021	
4/27/2010	0.098 (o)	
10/5/2010	0.016	
4/19/2011	0.012	
10/12/2011	0.014	
4/24/2012	0.0124	
10/3/2012	0.015	
4/9/2013	0.013	
10/8/2013	0.019	
4/10/2014	0.018	
10/2/2014	0.01	
4/2/2015	0.01	
10/10/2015	0.015	
5/31/2016	0.0178	
8/2/2016	0.0394	
9/27/2016	0.032	
11/21/2016	0.0316 (J)	
2/1/2017	0.0264	
4/6/2017	0.0245	
6/13/2017	0.0247	
7/14/2017	0.0245	
10/3/2017	0.0218	
3/20/2018	0.024	
9/18/2018	0.027	
3/21/2019	0.03	
9/13/2019	0.031	
3/12/2020	0.022	
9/16/2020	0.02	
3/17/2021	0.022	
8/10/2021	0.02	
2/2/2022	0.015	
8/17/2022	0.014	
2/20/2023	0.015	
7/31/2023	0.014	
2/26/2024	0.013	
8/8/2024	0.011	
2/27/2025	0.01	
9/3/2025	0.011	
2/19/2026		0.01

Prediction Limit

Constituent: Barium (mg/L) Analysis Run 6/8/2026 4:38 PM View: Appendix I Intrawell

Plant Bowen Client: Southern Company Data: Bowen 1, 2, 9, & 10

	GWC-8RR	GWC-8RR
8/22/2007	0.018	
10/26/2007	0.03	
11/20/2007	0.033	
1/23/2008	0.04	
3/10/2008	0.035	
5/6/2008	0.04	
12/12/2008	0.17 (o)	
4/23/2009	0.041	
10/8/2009	0.059	
5/4/2010	0.053	
10/7/2010	0.049	
4/26/2011	0.028	
10/18/2011	0.015	
4/30/2012	0.0192	
10/3/2012	0.017	
4/8/2013	0.018	
10/9/2013	0.021	
4/10/2014	0.019	
10/2/2014	0.014	
4/3/2015	0.014	
10/8/2015	0.024	
3/30/2016	0.0163	
5/24/2016	0.0137	
8/2/2016	0.0152	
9/27/2016	0.0147	
11/22/2016	0.0174 (J)	
2/6/2017	0.0144	
4/6/2017	0.0149	
6/14/2017	0.0139	
10/4/2017	0.015	
3/21/2018	0.015	
9/18/2018	0.014	
3/27/2019	0.014	
9/16/2019	0.015	
3/12/2020	0.014	
9/17/2020	0.014	
3/17/2021	0.014	
8/10/2021	0.014	
2/2/2022	0.013	
8/17/2022	0.013	
2/21/2023	0.011	
7/31/2023	0.012	
2/27/2024	0.013	
8/12/2024	0.013	
3/4/2025	0.013	
9/3/2025	0.013	
2/19/2026		0.014

Prediction Limit

Constituent: Barium (mg/L) Analysis Run 6/8/2026 4:38 PM View: Appendix I Intrawell

Plant Bowen Client: Southern Company Data: Bowen 1, 2, 9, & 10

	GWC-8Z	GWC-8Z
8/22/2007	0.053	
11/1/2007	0.039	
11/20/2007	0.021	
1/23/2008	0.15 (o)	
3/10/2008	0.024	
5/12/2008	0.067	
12/12/2008	0.049	
4/22/2009	0.093	
10/8/2009	0.06	
4/28/2010	0.073	
10/7/2010	0.051	
4/20/2011	0.065	
10/12/2011	0.038	
4/30/2012	0.0292	
10/3/2012	0.019	
4/9/2013	0.052	
10/9/2013	0.071	
4/9/2014	0.035	
10/2/2014	0.031	
4/2/2015	0.025	
5/26/2015	0.06	
6/18/2015	0.047	
7/2/2015	0.04	
10/8/2015	0.032	
3/22/2016	0.0263	
5/25/2016	0.0178	
8/2/2016	0.0265	
9/26/2016	0.0267	
11/21/2016	0.0309 (J)	
2/3/2017	0.0289	
4/7/2017	0.029	
6/13/2017	0.027	
10/3/2017	0.0292	
3/20/2018	0.029	
9/18/2018	0.025	
5/6/2019	0.017	
9/16/2019	0.026	
3/16/2020	0.027	
9/17/2020	0.025	
3/18/2021	0.018	
8/10/2021	0.029	
2/2/2022	0.024	
8/17/2022	0.017	
2/20/2023	0.024	
7/31/2023	0.024	
2/26/2024	0.025	
8/12/2024	0.026	
2/28/2025	0.023	
9/3/2025	0.026	
2/19/2026		0.027

Prediction Limit

Constituent: Barium (mg/L) Analysis Run 6/8/2026 4:38 PM View: Appendix I Intrawell

Plant Bowen Client: Southern Company Data: Bowen 1, 2, 9, & 10

	GWC-9	GWC-9
8/23/2007	0.043	
11/1/2007	0.032	
11/19/2007	0.049	
1/15/2008	0.12 (O)	
3/6/2008	0.075 (O)	
5/13/2008	0.055	
12/12/2008	0.16 (O)	
4/16/2009	0.15 (O)	
10/13/2009	0.05	
4/21/2010	0.039	
9/29/2010	0.033	
4/13/2011	0.033	
10/5/2011	0.035	
4/4/2012	0.0422	
10/8/2012	0.029	
4/8/2013	0.042	
10/9/2013	0.04	
4/9/2014	0.038	
9/30/2014	0.038	
4/2/2015	0.039	
10/10/2015	0.04	
3/30/2016	0.0412	
5/26/2016	0.0357	
8/5/2016	0.03	
9/28/2016	0.0308	
11/21/2016	0.0356 (J)	
2/6/2017	0.0391	
4/6/2017	0.0402	
6/13/2017	0.0394	
10/3/2017	0.0381	
3/20/2018	0.039	
9/18/2018	0.037	
3/21/2019	0.042	
9/16/2019	0.035	
3/12/2020	0.044	
9/17/2020	0.031	
3/18/2021	0.041	
8/10/2021	0.043	
2/2/2022	0.044	
8/17/2022	0.047	
2/21/2023	0.042	
7/31/2023	0.046	
2/27/2024	0.043	
8/12/2024	0.039	
2/28/2025	0.05	
9/3/2025	0.035	
2/18/2026		0.046

Prediction Limit

Constituent: Barium (mg/L) Analysis Run 6/8/2026 4:38 PM View: Appendix I Intrawell

Plant Bowen Client: Southern Company Data: Bowen 1, 2, 9, & 10

	GWC-10	GWC-10
8/21/2007	0.021	
11/1/2007	0.017	
11/20/2007	0.1 (O)	
1/30/2008	0.035	
3/6/2008	0.042	
5/12/2008	0.0087	
12/13/2008	0.12 (O)	
4/29/2009	0.11 (O)	
10/20/2009	0.016	
4/26/2010	0.016	
9/29/2010	0.016	
4/13/2011	0.012	
10/5/2011	0.014	
4/4/2012	0.017	
10/3/2012	0.015	
4/3/2013	0.018	
10/15/2013	0.018	
4/9/2014	0.019	
10/2/2014	0.016	
4/2/2015	0.017	
10/10/2015	0.014	
3/31/2016	0.0179	
5/26/2016	0.0186	
8/5/2016	0.0138	
9/28/2016	0.0153	
11/22/2016	0.0184 (J)	
2/7/2017	0.0215	
4/10/2017	0.0247	
6/14/2017	0.0227	
10/4/2017	0.0172	
3/20/2018	0.021	
9/18/2018	0.02	
3/22/2019	0.024	
9/17/2019	0.016	
3/12/2020	0.026	
9/17/2020	0.013	
3/18/2021	0.025	
8/10/2021	0.023	
2/4/2022	0.022	
8/17/2022	0.016	
2/20/2023	0.02	
7/31/2023	0.015	
2/27/2024	0.024	
8/12/2024	0.014	
2/28/2025	0.024	
9/3/2025	0.015	
2/19/2026		0.014

Prediction Limit

Constituent: Barium (mg/L) Analysis Run 6/8/2026 4:38 PM View: Appendix I Intrawell

Plant Bowen Client: Southern Company Data: Bowen 1, 2, 9, & 10

	GWC-10R	GWC-10R
8/21/2007	0.027	
11/1/2007	0.024	
11/20/2007	0.022	
1/30/2008	0.033	
3/6/2008	0.019	
5/8/2008	0.017	
12/14/2008	0.02	
4/29/2009	0.017	
10/21/2009	0.021	
4/21/2010	0.019	
9/28/2010	0.018	
4/12/2011	0.017	
10/4/2011	0.022	
4/3/2012	0.0212	
10/8/2012	0.019	
4/3/2013	0.021	
10/15/2013	0.022	
4/9/2014	0.02	
10/2/2014	0.023	
4/2/2015	0.022	
10/12/2015	0.028	
3/31/2016	0.0273	
5/26/2016	0.0305	
8/3/2016	0.0284	
9/28/2016	0.036	
11/22/2016	0.0341 (J)	
2/7/2017	0.0309	
4/10/2017	0.0235	
6/14/2017	0.0258	
10/4/2017	0.0234	
3/21/2018	0.022	
9/18/2018	0.03	
3/22/2019	0.022	
9/17/2019	0.03	
3/12/2020	0.028	
9/17/2020	0.022	
3/18/2021	0.027	
8/11/2021	0.027	
2/4/2022	0.028	
8/18/2022	0.025	
2/20/2023	0.024	
7/31/2023	0.024	
2/27/2024	0.028	
8/12/2024	0.029	
3/3/2025	0.025	
9/3/2025	0.026	
2/19/2026		0.032

Prediction Limit

Constituent: Barium (mg/L) Analysis Run 6/8/2026 4:38 PM View: Appendix I Intrawell

Plant Bowen Client: Southern Company Data: Bowen 1, 2, 9, & 10

	GWC-11	GWC-11
8/21/2007	0.034	
11/1/2007	0.036	
11/18/2007	0.036	
1/30/2008	0.031	
3/5/2008	0.018	
5/7/2008	0.015	
12/14/2008	0.12 (O)	
4/29/2009	0.0079	
10/22/2009	0.007	
4/21/2010	0.0074	
9/28/2010	0.0068	
4/12/2011	0.0089	
10/4/2011	0.012	
4/3/2012	0.0169	
10/3/2012	0.03	
4/3/2013	0.008	
10/9/2013	0.0093	
4/2/2014	0.031	
10/2/2014	0.035	
4/1/2015	0.013	
10/11/2015	0.0079	
4/4/2016	0.0119	
5/26/2016	0.0127	
8/3/2016	0.0121	
9/28/2016	0.0112	
11/22/2016	0.0155 (J)	
2/8/2017	0.0115	
4/10/2017	0.0117	
6/15/2017	0.0112	
10/4/2017	0.0093 (J)	
3/21/2018	0.012	
9/18/2018	0.011	
3/23/2019	0.0081 (J)	
9/17/2019	0.011	
3/12/2020	0.0086 (J)	
9/21/2020	0.0093 (J)	
3/19/2021	0.011	
8/11/2021	0.0086	
2/4/2022	0.01	
8/18/2022	0.0078	
2/20/2023	0.0071	
8/1/2023	0.0096	
2/28/2024	0.01	
8/13/2024	0.0068	
3/4/2025	0.01	
9/3/2025	0.009	
2/19/2026		0.011

Prediction Limit

Constituent: Barium (mg/L) Analysis Run 6/8/2026 4:38 PM View: Appendix I Intrawell

Plant Bowen Client: Southern Company Data: Bowen 1, 2, 9, & 10

	GWC-11R	GWC-11R
8/21/2007	0.01	
11/1/2007	0.012	
11/18/2007	0.011	
1/30/2008	0.013	
3/6/2008	0.017	
5/7/2008	0.0066	
12/14/2008	0.013	
4/29/2009	0.0098	
10/22/2009	0.013	
4/21/2010	0.0069	
9/29/2010	0.0049	
4/13/2011	0.0074	
10/4/2011	0.0062	
4/4/2012	0.0091	
10/3/2012	0.0089	
4/3/2013	0.012	
10/9/2013	0.0079	
4/2/2014	0.0086	
10/2/2014	0.01	
4/1/2015	0.019	
10/11/2015	0.014	
4/4/2016	0.0176	
5/26/2016	0.0195	
8/4/2016	0.0151	
9/28/2016	0.0132	
11/22/2016	0.0186 (J)	
2/8/2017	0.015	
4/10/2017	0.0172	
6/15/2017	0.0167	
10/4/2017	0.0156	
3/22/2018	0.017	
9/18/2018	0.017	
3/23/2019	0.019	
9/17/2019	0.018	
3/12/2020	0.021	
9/21/2020	0.016	
3/19/2021	0.021	
8/11/2021	0.021	
2/4/2022	0.021	
8/18/2022	0.019	
2/20/2023	0.02	
8/1/2023	0.018	
2/28/2024	0.02	
8/12/2024	0.019	
3/3/2025	0.021	
9/3/2025	0.018	
2/20/2026		0.02

Prediction Limit

Constituent: Barium (mg/L) Analysis Run 6/8/2026 4:38 PM View: Appendix I Intrawell

Plant Bowen Client: Southern Company Data: Bowen 1, 2, 9, & 10

	GWC-12	GWC-12
8/21/2007	0.023	
11/1/2007	0.034	
11/19/2007	0.043	
1/16/2008	0.13 (O)	
3/5/2008	0.07 (O)	
5/13/2008	0.039	
12/13/2008	0.13 (O)	
4/16/2009	0.13 (O)	
10/21/2009	0.033	
4/27/2010	0.11 (O)	
10/5/2010	0.027	
4/19/2011	0.025	
10/12/2011	0.025	
4/24/2012	0.027	
10/2/2012	0.013	
4/2/2013	0.031	
10/9/2013	0.025	
4/1/2014	0.023	
10/2/2014	0.025	
4/1/2015	0.025	
10/14/2015	0.027	
4/4/2016	0.0285	
5/27/2016	0.0257	
8/3/2016	0.0237	
9/30/2016	0.0279	
11/22/2016	0.0286 (J)	
2/13/2017	0.0313	
4/11/2017	0.0254	
6/14/2017	0.0241	
10/4/2017	0.0256	
3/22/2018	0.024	
9/18/2018	0.025	
3/23/2019	0.024	
9/17/2019	0.025	
3/12/2020	0.023	
9/21/2020	0.023	
3/19/2021	0.024	
8/11/2021	0.025	
2/2/2022	0.023	
8/18/2022	0.022	
2/21/2023	0.023	
8/1/2023	0.022	
2/27/2024	0.023	
8/12/2024	0.024	
3/4/2025	0.023	
9/3/2025	0.024	
2/18/2026		0.027

Prediction Limit

Constituent: Barium (mg/L) Analysis Run 6/8/2026 4:38 PM View: Appendix I Intrawell

Plant Bowen Client: Southern Company Data: Bowen 1, 2, 9, & 10

	GWC-13	GWC-13
8/21/2007	0.065	
11/1/2007	0.019	
11/19/2007	0.015	
1/31/2008	0.022	
3/5/2008	0.012	
5/12/2008	0.014	
12/13/2008	0.11 (O)	
4/28/2009	0.12 (O)	
10/21/2009	0.023	
4/28/2010	0.019	
10/5/2010	0.018	
4/19/2011	0.019	
10/18/2011	0.025	
4/25/2012	0.024	
10/2/2012	0.019	
4/2/2013	0.021	
10/8/2013	0.027	
4/1/2014	0.023	
10/1/2014	0.014	
4/1/2015	0.027	
10/15/2015	0.033	
4/4/2016	0.027	
5/31/2016	0.0283	
8/4/2016	0.0358	
9/29/2016	0.0437	
11/28/2016	0.0419 (J)	
2/9/2017	0.0472	
4/12/2017	0.0383	
6/16/2017	0.0457	
10/9/2017	0.0406	
3/21/2018	0.032	
9/19/2018	0.034	
3/23/2019	0.023	
9/18/2019	0.033	
3/13/2020	0.023	
9/22/2020	0.027	
3/18/2021	0.023	
8/11/2021	0.025	
2/17/2022	0.02	
8/18/2022	0.021	
2/22/2023	0.022	
8/1/2023	0.026	
2/27/2024	0.025	
8/12/2024	0.026	
3/3/2025	0.025	
9/3/2025	0.028	
2/19/2026		0.031

Prediction Limit

Constituent: Barium (mg/L) Analysis Run 6/8/2026 4:38 PM View: Appendix I Intrawell

Plant Bowen Client: Southern Company Data: Bowen 1, 2, 9, & 10

	GWC-13RZ	GWC-13RZ
8/21/2007	0.0095	
11/1/2007	0.02	
11/19/2007	0.023	
1/31/2008	0.028	
3/5/2008	0.022	
5/7/2008	0.019	
12/12/2008	0.19 (O)	
4/29/2009	0.14 (O)	
10/21/2009	0.034	
4/28/2010	0.11 (O)	
10/6/2010	0.018	
4/20/2011	0.015	
10/12/2011	0.019	
4/25/2012	0.0158	
10/2/2012	0.036	
4/2/2013	0.039	
10/8/2013	0.016	
4/1/2014	0.017	
10/1/2014	0.018	
3/31/2015	0.021	
10/14/2015	0.013	
4/4/2016	0.0222	
6/1/2016	0.0283	
2/22/2017	0.0561	
4/11/2017	0.0748	
6/16/2017	0.0661	
7/12/2017	0.0932	
7/28/2017	0.0808	
8/10/2017	0.0743	
10/6/2017	0.0699	
12/28/2017	0.082	
3/23/2018	0.086	
9/20/2018	0.093	
3/22/2019	0.086	
9/19/2019	0.097	
3/17/2020	0.097	
9/22/2020	0.095	
3/19/2021	0.086	
8/12/2021	0.094	
2/4/2022	0.11	
8/19/2022	0.1	
2/22/2023	0.099	
8/2/2023	0.092	
2/28/2024	0.097	
8/13/2024	0.087	
3/4/2025	0.095	
9/4/2025	0.095	
2/20/2026		0.096

Prediction Limit

Constituent: Barium (mg/L) Analysis Run 6/8/2026 4:38 PM View: Appendix I Intrawell

Plant Bowen Client: Southern Company Data: Bowen 1, 2, 9, & 10

	GWC-14Z	GWC-14Z
8/24/2007	0.0089	
11/2/2007	0.0091	
11/17/2007	0.021	
1/15/2008	0.013	
3/5/2008	0.11 (O)	
5/7/2008	0.01	
12/2/2008	0.12 (O)	
4/16/2009	0.13 (O)	
10/20/2009	0.05	
4/20/2010	0.019	
9/29/2010	0.017	
4/12/2011	0.014	
10/4/2011	0.017	
4/4/2012	0.0182	
10/10/2012	0.048	
4/15/2013	0.03	
10/22/2013	0.033	
4/21/2014	0.033	
9/30/2014	0.027	
4/3/2015	0.13 (O)	
10/7/2015	0.047	
4/5/2016	0.0279	
6/1/2016	0.0249	
8/9/2016	0.0268	
11/28/2016	0.0119 (J)	
2/9/2017	0.0119	
4/11/2017	0.0112	
6/14/2017	0.0096 (J)	
7/12/2017	0.0105	
10/5/2017	0.0099 (J)	
3/22/2018	0.011	
9/19/2018	0.013	
3/22/2019	0.014	
9/17/2019	0.015	
3/13/2020	0.017	
9/21/2020	0.013	
3/18/2021	0.014	
8/11/2021	0.016	
2/4/2022	0.014	
8/18/2022	0.014	
2/22/2023	0.014	
8/1/2023	0.013	
2/28/2024	0.012	
8/13/2024	0.013	
3/3/2025	0.014	
9/4/2025	0.013	
2/24/2026		0.014

Prediction Limit

Constituent: Barium (mg/L) Analysis Run 6/8/2026 4:38 PM View: Appendix I Intrawell

Plant Bowen Client: Southern Company Data: Bowen 1, 2, 9, & 10

	GWC-15R	GWC-15R
8/23/2007	0.015	
11/2/2007	0.024	
11/17/2007	0.027	
1/15/2008	0.022	
3/6/2008	0.021	
5/7/2008	0.023	
12/2/2008	0.024	
4/28/2009	0.031	
10/19/2009	0.027	
4/27/2010	0.051 (O)	
10/4/2010	0.028	
4/18/2011	0.026	
10/12/2011	0.026	
4/23/2012	0.0224	
10/10/2012	0.024	
4/15/2013	0.029	
10/22/2013	0.022	
4/21/2014	0.025	
9/30/2014	0.022	
4/3/2015	0.022	
10/7/2015	0.023	
4/5/2016	0.0308	
5/31/2016	0.0255	
8/4/2016	0.0227	
9/29/2016	0.0258	
11/23/2016	0.0263 (J)	
2/10/2017	0.025	
4/12/2017	0.026	
6/15/2017	0.0244	
10/6/2017	0.0254	
3/23/2018	0.021	
9/19/2018	0.02	
3/25/2019	0.021	
9/17/2019	0.023	
3/13/2020	0.02	
9/21/2020	0.021	
3/18/2021	0.02	
8/11/2021	0.019	
2/4/2022	0.017	
8/19/2022	0.016	
2/22/2023	0.016	
8/2/2023	0.015	
2/28/2024	0.014	
8/13/2024	0.012	
3/3/2025	0.013	
9/4/2025	0.013	
2/24/2026		0.013

Prediction Limit

Constituent: Barium (mg/L) Analysis Run 6/8/2026 4:38 PM View: Appendix I Intrawell

Plant Bowen Client: Southern Company Data: Bowen 1, 2, 9, & 10

	GWC-15Z	GWC-15Z
8/24/2007	0.017	
11/2/2007	0.011	
11/18/2007	0.012	
1/15/2008	0.088 (O)	
3/10/2008	0.0077	
5/13/2008	0.0055	
12/2/2008	0.0097	
4/28/2009	0.0042	
10/20/2009	0.0056	
4/27/2010	0.0039	
10/5/2010	0.0047	
4/19/2011	0.0071	
10/12/2011	0.0098	
4/25/2012	0.0088	
10/10/2012	0.0093	
4/16/2013	0.0098	
10/22/2013	0.0097	
4/21/2014	0.008	
9/30/2014	0.0074	
4/3/2015	0.0076	
10/6/2015	0.0088	
4/5/2016	0.00971 (J)	
5/31/2016	0.00589 (J)	
11/23/2016	0.0123 (J)	
2/10/2017	0.0233	
4/11/2017	0.0162	
6/15/2017	0.0148	
7/12/2017	0.0166	
7/26/2017	0.0146	
10/6/2017	0.015	
3/23/2018	0.013	
9/19/2018	0.015	
3/22/2019	0.014	
9/17/2019	0.014	
3/13/2020	0.014	
9/21/2020	0.013	
3/18/2021	0.012	
8/11/2021	0.013	
2/7/2022	0.012	
8/19/2022	0.011	
2/22/2023	0.01	
8/1/2023	0.011	
2/28/2024	0.01	
8/13/2024	0.01	
3/3/2025	0.011	
9/4/2025	0.011	
2/24/2026		0.011

Prediction Limit

Constituent: Barium (mg/L) Analysis Run 6/8/2026 4:38 PM View: Appendix I Intrawell

Plant Bowen Client: Southern Company Data: Bowen 1, 2, 9, & 10

	GWC-44	GWC-44
3/16/2016	0.0545	
5/16/2016	0.0418	
7/25/2016	0.0179	
9/19/2016	0.0152	
11/3/2016	0.0127	
1/19/2017	0.0172	
3/28/2017	0.0437	
6/5/2017	0.0747	
9/26/2017	0.0338	
3/15/2018	0.059	
9/12/2018	0.032	
3/14/2019	0.077	
9/11/2019	0.036	
3/10/2020	0.059	
9/15/2020	0.035	
3/11/2021	0.046	
8/4/2021	0.047	
1/31/2022	0.047	
8/15/2022	0.04	
2/14/2023	0.042	
7/26/2023	0.02	
2/20/2024	0.033	
8/6/2024	0.013	
2/26/2025	0.03	
8/28/2025	0.012	
2/16/2026		0.012

Prediction Limit

Constituent: Barium (mg/L) Analysis Run 6/8/2026 4:38 PM View: Appendix I Intrawell

Plant Bowen Client: Southern Company Data: Bowen 1, 2, 9, & 10

	GWC-45	GWC-45
8/24/2007	0.032 (o)	
10/23/2007	0.011	
11/18/2007	0.11 (o)	
1/15/2008	0.1 (o)	
3/5/2008	0.1 (o)	
5/14/2008	0.011	
12/2/2008	0.071 (o)	
4/28/2009	0.11 (o)	
10/20/2009	0.0064	
4/20/2010	0.0062	
9/28/2010	0.0055	
4/12/2011	0.0057	
10/4/2011	0.0065	
4/3/2012	0.0059	
10/15/2012	0.0061	
4/16/2013	0.0064	
10/22/2013	0.007	
4/23/2014	0.0057	
10/1/2014	0.0065	
4/3/2015	0.0057	
10/7/2015	0.006	
3/16/2016	0.00599 (J)	
5/16/2016	0.006 (J)	
7/25/2016	0.0056 (J)	
9/19/2016	0.0059 (J)	
11/4/2016	0.0054 (J)	
1/23/2017	0.006 (J)	
3/29/2017	0.0058 (J)	
6/7/2017	0.0062 (J)	
9/27/2017	0.0056 (J)	
3/15/2018	0.0057 (J)	
9/13/2018	0.0057 (J)	
3/14/2019	0.0066 (J)	
9/11/2019	0.0061 (J)	
3/10/2020	0.0061 (J)	
9/11/2020	0.006 (J)	
3/11/2021	0.0059	
8/6/2021	0.0061	
2/1/2022	0.0072	
8/12/2022	0.0064	
2/15/2023	0.0067	
7/26/2023	0.007	
2/20/2024	0.0078	
8/5/2024	0.0064	
2/26/2025	0.0069	
9/2/2025	0.0069	
2/17/2026		0.0076

Prediction Limit

Constituent: Barium (mg/L) Analysis Run 6/8/2026 4:38 PM View: Appendix I Intrawell

Plant Bowen Client: Southern Company Data: Bowen 1, 2, 9, & 10

	GWC-45R	GWC-45R
8/24/2007	0.013	
10/23/2007	0.022	
11/18/2007	0.015	
1/15/2008	0.018	
3/5/2008	0.017	
5/12/2008	0.019	
12/2/2008	0.016	
4/28/2009	0.025	
10/13/2009	0.021	
4/21/2010	0.024	
10/4/2010	0.02	
4/18/2011	0.025	
10/5/2011	0.022	
5/3/2012	0.022	
10/15/2012	0.019	
4/16/2013	0.018	
10/22/2013	0.02	
4/23/2014	0.017	
10/1/2014	0.018	
4/3/2015	0.016	
10/9/2015	0.017	
3/16/2016	0.0244	
5/16/2016	0.0222	
7/25/2016	0.02	
9/19/2016	0.019	
11/3/2016	0.0177	
1/20/2017	0.0173	
3/29/2017	0.0184	
6/7/2017	0.019	
9/27/2017	0.0197	
3/15/2018	0.021	
9/13/2018	0.022	
3/14/2019	0.024	
9/11/2019	0.021	
3/10/2020	0.024	
9/11/2020	0.021	
3/11/2021	0.022	
8/6/2021	0.023	
2/1/2022	0.026	
8/12/2022	0.022	
2/15/2023	0.025	
7/26/2023	0.022	
2/20/2024	0.02	
8/5/2024	0.02	
2/26/2025	0.02	
9/2/2025	0.021	
2/17/2026		0.022

Prediction Limit

Constituent: Barium (mg/L) Analysis Run 6/8/2026 4:38 PM View: Appendix I Intrawell

Plant Bowen Client: Southern Company Data: Bowen 1, 2, 9, & 10

	GWC-46R	GWC-46R
3/10/2016	0.0209	
5/17/2016	0.0202	
7/26/2016	0.0165	
9/20/2016	0.0132	
11/4/2016	0.012	
1/20/2017	0.0133	
3/28/2017	0.0161	
6/7/2017	0.0141	
9/29/2017	0.0151	
3/15/2018	0.015	
9/13/2018	0.014	
3/18/2019	0.014	
9/11/2019	0.013	
3/10/2020	0.013	
9/14/2020	0.013	
3/11/2021	0.012	
8/5/2021	0.013	
1/31/2022	0.011	
8/15/2022	0.0098	
2/14/2023	0.011	
7/26/2023	0.011	
2/21/2024	0.011	
8/5/2024	0.01	
2/26/2025	0.012	
8/29/2025	0.013	
9/24/2025	0.014	
2/16/2026		0.012

Prediction Limit

Constituent: Barium (mg/L) Analysis Run 6/8/2026 4:38 PM View: Appendix I Intrawell

Plant Bowen Client: Southern Company Data: Bowen 1, 2, 9, & 10

	GWC-47	GWC-47
3/10/2016	0.0144	
5/18/2016	0.0136	
7/27/2016	0.013	
9/20/2016	0.0146	
11/7/2016	0.0124	
1/23/2017	0.0158	
3/29/2017	0.017	
6/8/2017	0.0149	
9/27/2017	0.012	
3/15/2018	0.011	
9/13/2018	0.011	
3/15/2019	0.01	
9/12/2019	0.0085 (J)	
3/9/2020	0.0089 (J)	
9/14/2020	0.0082 (J)	
3/11/2021	0.0083	
8/5/2021	0.0077	
2/1/2022	0.0081	
8/15/2022	0.0074	
2/15/2023	0.0075	
7/27/2023	0.0083	
2/21/2024	0.0087	
8/5/2024	0.0083	
2/26/2025	0.009	
8/28/2025	0.0074	
2/17/2026		0.0091

Prediction Limit

Constituent: Barium (mg/L) Analysis Run 6/8/2026 4:38 PM View: Appendix I Intrawell

Plant Bowen Client: Southern Company Data: Bowen 1, 2, 9, & 10

	GWC-47R	GWC-47R
3/10/2016	0.0344 (o)	
5/18/2016	0.0184	
7/27/2016	0.0146	
9/20/2016	0.0122	
11/4/2016	0.0119	
1/20/2017	0.0114	
3/29/2017	0.0116	
6/8/2017	0.011	
9/27/2017	0.0098 (J)	
3/16/2018	0.01	
9/13/2018	0.0092 (J)	
3/19/2019	0.0088 (J)	
9/11/2019	0.0097 (J)	
3/9/2020	0.0082 (J)	
9/15/2020	0.0084 (J)	
3/11/2021	0.0073	
8/5/2021	0.0069	
2/1/2022	0.0077	
8/15/2022	0.0077	
2/15/2023	0.0072	
7/27/2023	0.0076	
2/21/2024	0.0075	
8/5/2024	0.0076	
2/26/2025	0.0084	
9/2/2025	0.008	
2/17/2026		0.0093

Prediction Limit

Constituent: Barium (mg/L) Analysis Run 6/8/2026 4:38 PM View: Appendix I Intrawell

Plant Bowen Client: Southern Company Data: Bowen 1, 2, 9, & 10

	GWC-48	GWC-48
3/10/2016	0.0361	
5/17/2016	0.0277	
7/27/2016	0.0276	
9/20/2016	0.0266	
11/4/2016	0.0239	
1/23/2017	<0.01	
3/28/2017	0.024	
6/8/2017	0.0317	
9/29/2017	0.0265	
3/15/2018	0.029	
9/13/2018	0.026	
3/15/2019	0.026	
9/11/2019	0.031	
3/9/2020	0.029	
9/14/2020	0.035	
3/11/2021	0.038	
5/26/2021	0.039	
8/4/2021	0.034	
1/31/2022	0.038	
8/15/2022	0.045	
2/15/2023	0.04	
7/26/2023	0.048	
2/21/2024		0.049
8/5/2024		0.045
2/26/2025		0.055
8/29/2025		0.057
2/17/2026		0.055

ND substitution: RL or RL/2 if <15% NDs.

Prediction Limit

Constituent: Barium (mg/L) Analysis Run 6/8/2026 4:38 PM View: Appendix I Intrawell

Plant Bowen Client: Southern Company Data: Bowen 1, 2, 9, & 10

	GWC-49R	GWC-49R
3/17/2016	0.0112	
5/18/2016	0.0107	
7/27/2016	0.0104	
9/21/2016	0.0106	
11/4/2016	0.0098 (J)	
1/24/2017	0.0101	
3/29/2017	0.0103	
6/8/2017	0.0106	
9/29/2017	0.0097 (J)	
3/15/2018	0.0093 (J)	
9/13/2018	0.01 (J)	
3/18/2019	0.015	
9/11/2019	0.017	
3/11/2020	0.026	
9/11/2020	0.012	
3/15/2021	0.012	
8/11/2021	0.025	
2/1/2022	0.011	
8/15/2022	0.0098	
2/14/2023	0.013	
7/27/2023	0.011	
2/21/2024	0.011	
8/6/2024	0.01	
2/26/2025	0.011	
8/29/2025	0.012	
2/17/2026		0.012

Prediction Limit

Constituent: Barium (mg/L) Analysis Run 6/8/2026 4:38 PM View: Appendix I Intrawell

Plant Bowen Client: Southern Company Data: Bowen 1, 2, 9, & 10

	GWC-49Z	GWC-49Z
3/17/2016	0.0121	
5/18/2016	0.0117	
7/28/2016	0.0081 (J)	
9/21/2016	0.0106	
11/7/2016	0.0047 (J)	
1/24/2017	0.0071 (J)	
3/30/2017	0.0043 (J)	
6/9/2017	0.0059 (J)	
9/29/2017	0.004 (J)	
3/15/2018	0.0032 (J)	
9/14/2018	0.004 (J)	
3/19/2019	0.0033 (J)	
9/11/2019	0.0038 (J)	
3/9/2020	0.0045 (J)	
9/14/2020	0.0027 (J)	
3/15/2021	0.0028 (J)	
8/5/2021	0.0036 (J)	
2/1/2022	0.003 (J)	
8/15/2022	0.0041 (J)	
2/14/2023	0.0041 (J)	
7/27/2023	0.0036 (J)	
2/21/2024	0.004 (J)	
8/6/2024	0.0044 (J)	
2/26/2025	0.0045 (J)	
8/29/2025	0.0042 (J)	
2/17/2026		0.0042 (J)

Prediction Limit

Constituent: Beryllium (mg/L) Analysis Run 6/8/2026 4:38 PM View: Appendix I Intrawell

Plant Bowen Client: Southern Company Data: Bowen 1, 2, 9, & 10

	GWA-1	GWA-1
8/23/2007	<0.0004	
10/23/2007	<0.0004	
11/18/2007	<0.0004	
1/30/2008	<0.0004	
3/10/2008	<0.0004	
5/13/2008	<0.0004	
12/5/2008	<0.0004	
4/15/2009	<0.0004	
10/7/2009	<0.0004	
5/3/2010	<0.0004	
10/12/2010	<0.0004	
4/27/2011	<0.0004	
10/17/2011	<0.0004	
5/2/2012	<0.0004	
10/8/2012	<0.0004	
4/12/2013	<0.0004	
10/16/2013	<0.0004	
4/11/2014	<0.0004	
9/30/2014	<0.0004	
3/30/2015	0.00029 (J)	
10/13/2015	<0.0004	
3/22/2016	<0.0004	
5/19/2016	<0.0004	
7/29/2016	<0.0004	
9/23/2016	<0.0004	
11/9/2016	0.0001 (J)	
1/30/2017	<0.0004	
3/30/2017	<0.0004	
6/9/2017	<0.0004	
10/2/2017	<0.0004	
3/16/2018	<0.0004	
9/17/2018	<0.0004	
3/20/2019	<0.0004	
9/12/2019	<0.0004	
3/11/2020	<0.0004	
9/15/2020	<0.0004	
3/16/2021	<0.0004	
8/9/2021	<0.0004	
2/1/2022	<0.0004	
8/16/2022	<0.0004	
2/16/2023	<0.0004	
7/27/2023	<0.0004	
2/22/2024	<0.0004	
8/7/2024	<0.0004	
2/27/2025	<0.0004	
9/2/2025	<0.0004	
2/18/2026		<0.0004

ND substitution: RL or RL/2 if <15% NDs.

Prediction Limit

Constituent: Beryllium (mg/L) Analysis Run 6/8/2026 4:38 PM View: Appendix I Intrawell

Plant Bowen Client: Southern Company Data: Bowen 1, 2, 9, & 10

	GWA-4RZ	GWA-4RZ
5/20/2009	<0.0004	
10/19/2009	<0.0004	
4/27/2010	<0.0004	
10/4/2010	<0.0004	
4/14/2011	<0.0004	
10/5/2011	<0.0004	
4/11/2012	<0.0004	
10/2/2012	<0.0004	
4/11/2013	<0.0004	
10/21/2013	<0.0004	
4/23/2014	<0.0004	
10/4/2014	0.00051 (J)	
3/31/2015	<0.0004	
10/11/2015	<0.0004	
2/22/2017	<0.0004	
4/7/2017	<0.0004	
6/14/2017	<0.0004	
7/12/2017	<0.0004	
7/20/2017	<0.0004	
7/28/2017	<0.0004	
8/9/2017	<0.0004	
8/24/2017	<0.0004	
10/3/2017	<0.0004	
3/21/2018	<0.0004	
9/18/2018	<0.0004	
3/21/2019	<0.0004	
9/13/2019	<0.0004	
3/12/2020	<0.0004	
9/17/2020	<0.0004	
3/16/2021	<0.0004	
8/10/2021	<0.0004	
2/3/2022	<0.0004	
8/17/2022	<0.0004	
2/17/2023	<0.0004	
7/28/2023	<0.0004	
2/27/2024	<0.0004	
8/8/2024	<0.0004	
2/28/2025	<0.0004	
9/3/2025	<0.0004	
2/18/2026		<0.0004

ND substitution: RL or RL/2 if <15% NDs.

Prediction Limit

Constituent: Beryllium (mg/L) Analysis Run 6/8/2026 4:38 PM View: Appendix I Intrawell

Plant Bowen Client: Southern Company Data: Bowen 1, 2, 9, & 10

	GWA-41R	GWA-41R
3/15/2016	<0.0004	
5/13/2016	<0.0004	
7/21/2016	<0.0004	
9/21/2016	<0.0004	
11/3/2016	<0.0004	
1/17/2017	<0.0004	
3/27/2017	<0.0004	
6/6/2017	<0.0004	
9/25/2017	<0.0004	
3/14/2018	<0.0004	
9/12/2018	<0.0004	
3/14/2019	5.2E-05 (J)	
9/10/2019	<0.0004	
3/9/2020	<0.0004	
9/10/2020	<0.0004	
3/10/2021	<0.0004	
8/4/2021	<0.0004	
1/31/2022	<0.0004	
8/11/2022	<0.0004	
2/13/2023	<0.0004	
7/25/2023	<0.0004	
2/19/2024	<0.0004	
8/1/2024	<0.0004	
2/25/2025	<0.0004	
8/27/2025	<0.0004	
2/16/2026		<0.0004

ND substitution: RL or RL/2 if <15% NDs.

Prediction Limit

Constituent: Beryllium (mg/L) Analysis Run 6/8/2026 4:38 PM View: Appendix I Intrawell

Plant Bowen Client: Southern Company Data: Bowen 1, 2, 9, & 10

	GWA-42	GWA-42
3/11/2016	<0.0004	
5/16/2016	<0.0004	
7/22/2016	0.0002 (J)	
9/19/2016	0.0001 (J)	
11/3/2016	0.0002 (J)	
1/17/2017	0.0001 (J)	
3/27/2017	0.0001 (J)	
6/7/2017	0.0001 (J)	
9/26/2017	0.0001 (J)	
3/14/2018	0.00014 (J)	
9/14/2018	0.00012 (J)	
3/14/2019	0.00017 (J)	
9/10/2019	0.00015 (J)	
3/6/2020	0.00017 (J)	
9/10/2020	0.00014 (J)	
3/11/2021	0.00015 (J)	
8/4/2021	0.00012 (J)	
1/31/2022	0.00014 (J)	
8/10/2022	0.00016 (J)	
2/13/2023	0.00015 (J)	
7/26/2023	0.00019 (J)	
2/20/2024	0.00014 (J)	
8/1/2024	0.00014 (J)	
2/25/2025	<0.0004	
8/28/2025	<0.0004	
2/16/2026		<0.0004

ND substitution: RL or RL/2 if <15% NDs.

Prediction Limit

Constituent: Beryllium (mg/L) Analysis Run 6/8/2026 4:38 PM View: Appendix I Intrawell

Plant Bowen Client: Southern Company Data: Bowen 1, 2, 9, & 10

	GWA-43	GWA-43
3/11/2016	<0.0004	
5/13/2016	<0.0004	
7/19/2016	<0.0004	
9/16/2016	<0.0004	
11/2/2016	<0.0004	
1/18/2017	<0.0004	
3/28/2017	<0.0004	
6/6/2017	<0.0004	
9/22/2017	<0.0004	
3/14/2018	<0.0004	
9/12/2018	<0.0004	
3/13/2019	<0.0004	
9/11/2019	<0.0004	
3/9/2020	<0.0004	
9/11/2020	6.9E-05 (J)	
3/11/2021	<0.0004	
8/6/2021	<0.0004	
1/31/2022	<0.0004	
8/11/2022	7.6E-05 (J)	
2/14/2023	<0.0004	
7/25/2023	<0.0004	
2/20/2024	<0.0004	
8/2/2024	<0.0004	
2/25/2025	<0.0004	
8/28/2025	<0.0004	
2/16/2026		<0.0004

ND substitution: RL or RL/2 if <15% NDs.

Prediction Limit

Constituent: Beryllium (mg/L) Analysis Run 6/8/2026 4:38 PM View: Appendix I Intrawell

Plant Bowen Client: Southern Company Data: Bowen 1, 2, 9, & 10

	GWA-43R	GWA-43R
3/11/2016	<0.0004	
5/13/2016	<0.0004	
7/19/2016	<0.0004	
9/16/2016	<0.0004	
11/2/2016	<0.0004	
1/18/2017	<0.0004	
3/28/2017	<0.0004	
6/6/2017	<0.0004	
9/22/2017	<0.0004	
3/15/2018	5.1E-05 (J)	
9/12/2018	<0.0004	
3/13/2019	<0.0004	
9/11/2019	<0.0004	
3/9/2020	<0.0004	
9/14/2020	<0.0004	
3/11/2021	<0.0004	
8/5/2021	<0.0004	
1/31/2022	<0.0004	
8/10/2022	<0.0004	
2/13/2023	<0.0004	
7/25/2023	<0.0004	
2/20/2024	<0.0004	
8/2/2024	<0.0004	
2/25/2025	<0.0004	
8/28/2025	<0.0004	
2/16/2026		<0.0004

ND substitution: RL or RL/2 if <15% NDs.

Prediction Limit

Constituent: Beryllium (mg/L) Analysis Run 6/8/2026 4:38 PM View: Appendix I Intrawell

Plant Bowen Client: Southern Company Data: Bowen 1, 2, 9, & 10

	GWA-50R	GWA-50R
12/12/2008	<0.0004	
4/23/2009	<0.0004	
10/6/2009	<0.0004	
5/3/2010	<0.0004	
10/11/2010	<0.0004	
4/27/2011	<0.0004	
10/19/2011	<0.0004	
5/1/2012	<0.0004	
10/2/2012	<0.0004	
4/10/2013	<0.0004	
10/16/2013	<0.0004	
4/22/2014	0.00033 (J)	
10/1/2014	<0.0004	
3/30/2015	0.0002 (J)	
10/11/2015	<0.0004	
3/28/2016	<0.0004	
5/25/2016	<0.0004	
8/1/2016	<0.0004	
9/26/2016	<0.0004	
11/11/2016	<0.0004	
1/30/2017	<0.0004	
4/3/2017	<0.0004	
6/12/2017	<0.0004	
10/2/2017	<0.0004	
3/16/2018	<0.0004	
9/18/2018	<0.0004	
3/19/2019	<0.0004	
9/12/2019	<0.0004	
3/11/2020	<0.0004	
9/15/2020	8.5E-05 (J)	
3/17/2021	<0.0004	
8/9/2021	<0.0004	
2/2/2022	5.5E-05 (J)	
8/17/2022	<0.0004	
2/16/2023	<0.0004	
7/28/2023	<0.0004	
2/22/2024	<0.0004	
8/8/2024	<0.0004	
2/28/2025	<0.0004	
9/2/2025	<0.0004	
2/17/2026		<0.0004

ND substitution: RL or RL/2 if <15% NDs.

Prediction Limit

Constituent: Beryllium (mg/L) Analysis Run 6/8/2026 4:38 PM View: Appendix I Intrawell

Plant Bowen Client: Southern Company Data: Bowen 1, 2, 9, & 10

	GWC-5	GWC-5
8/23/2007	<0.0004	
10/25/2007	<0.0004	
11/19/2007	<0.0004	
1/23/2008	<0.0004	
3/11/2008	<0.0004	
5/12/2008	<0.0004	
12/11/2008	<0.0004	
4/15/2009	<0.0004	
10/9/2009	<0.0004	
5/4/2010	<0.0004	
10/12/2010	<0.0004	
4/28/2011	<0.0004	
10/19/2011	<0.0004	
5/2/2012	0.0009	
10/9/2012	<0.0004	
4/11/2013	<0.0004	
10/16/2013	<0.0004	
4/23/2014	0.00041 (J)	
10/3/2014	0.00073 (J)	
3/31/2015	0.00057 (J)	
10/12/2015	0.00054 (J)	
3/28/2016	<0.0004	
5/25/2016	<0.0004	
8/1/2016	0.0006 (J)	
9/27/2016	0.0007 (J)	
11/11/2016	0.0007 (J)	
1/31/2017	0.0007 (J)	
4/3/2017	0.0007 (J)	
6/12/2017	0.0004 (J)	
10/3/2017	0.0006 (J)	
3/19/2018	0.0005 (J)	
9/17/2018	0.00053 (J)	
3/20/2019	0.00046 (J)	
9/16/2019	0.00051 (J)	
3/16/2020	0.00048 (J)	
9/16/2020	0.00069 (J)	
3/17/2021	0.00061	
8/9/2021	0.00069	
2/2/2022	0.00075	
4/28/2022	0.00078	
8/16/2022	0.0006	
2/20/2023	0.0006	
7/28/2023	0.00076	
2/26/2024	0.00057	
8/8/2024	0.00068	
2/27/2025	0.00053	
9/3/2025	0.00087	
2/19/2026		0.00078

ND substitution: RL or RL/2 if <15% NDs.

Prediction Limit

Constituent: Beryllium (mg/L) Analysis Run 6/8/2026 4:38 PM View: Appendix I Intrawell

Plant Bowen Client: Southern Company Data: Bowen 1, 2, 9, & 10

	GWC-6	GWC-6
8/22/2007	<0.0004	
10/25/2007	<0.0004	
11/20/2007	<0.0004	
1/23/2008	<0.0004	
3/11/2008	<0.0004	
5/14/2008	<0.0004	
12/11/2008	<0.0004	
4/23/2009	<0.0004	
10/9/2009	<0.0004	
5/4/2010	<0.0004	
10/11/2010	<0.0004	
4/26/2011	<0.0004	
10/18/2011	<0.0004	
5/2/2012	<0.0004	
10/8/2012	<0.0004	
4/10/2013	<0.0004	
10/8/2013	<0.0004	
4/14/2014	0.00025 (J)	
10/3/2014	0.00024 (J)	
4/1/2015	0.00021 (J)	
10/9/2015	<0.0004	
3/29/2016	<0.0004	
5/24/2016	<0.0004	
8/1/2016	<0.0004	
9/26/2016	<0.0004	
11/18/2016	<0.0004	
2/1/2017	<0.0004	
4/6/2017	<0.0004	
6/13/2017	<0.0004	
10/3/2017	<0.0004	
3/19/2018	6.6E-05 (J)	
9/17/2018	<0.0004	
3/21/2019	<0.0004	
9/16/2019	<0.0004	
3/12/2020	<0.0004	
9/16/2020	<0.0004	
3/17/2021	<0.0004	
8/10/2021	<0.0004	
2/2/2022	<0.0004	
8/17/2022	<0.0004	
2/17/2023	<0.0004	
7/31/2023	<0.0004	
2/26/2024	<0.0004	
8/8/2024	<0.0004	
2/27/2025	<0.0004	
9/3/2025	<0.0004	
2/20/2026		<0.0004

ND substitution: RL or RL/2 if <15% NDs.

Prediction Limit

Constituent: Beryllium (mg/L) Analysis Run 6/8/2026 4:38 PM View: Appendix I Intrawell

Plant Bowen Client: Southern Company Data: Bowen 1, 2, 9, & 10

	GWC-6RZ	GWC-6RZ
5/26/2015	8.8E-05 (J)	
6/18/2015	<0.0004	
7/2/2015	<0.0004	
10/9/2015	<0.0004	
3/29/2016	<0.0004	
5/24/2016	<0.0004	
8/1/2016	<0.0004	
9/26/2016	<0.0004	
11/14/2016	<0.0004	
2/1/2017	<0.0004	
4/6/2017	<0.0004	
6/13/2017	<0.0004	
10/3/2017	<0.0004	
3/20/2018	6.8E-05 (J)	
9/17/2018	5.8E-05 (J)	
3/21/2019	7.6E-05 (J)	
9/16/2019	<0.0004	
3/12/2020	9.3E-05 (J)	
9/16/2020	6.7E-05 (J)	
3/17/2021	<0.0004	
8/10/2021	6.1E-05 (J)	
2/2/2022	7E-05 (J)	
8/17/2022	9.8E-05 (J)	
2/17/2023	5.4E-05 (J)	
7/28/2023	<0.0004	
2/26/2024	<0.0004	
8/8/2024	<0.0004	
2/27/2025	<0.0004	
9/2/2025	<0.0004	
2/20/2026		<0.0004

ND substitution: RL or RL/2 if <15% NDs.

Prediction Limit

Constituent: Beryllium (mg/L) Analysis Run 6/8/2026 4:38 PM View: Appendix I Intrawell

Plant Bowen Client: Southern Company Data: Bowen 1, 2, 9, & 10

	GWC-7Z	GWC-7Z
8/22/2007	<0.0004	
10/25/2007	<0.0004	
11/20/2007	<0.0004	
1/16/2008	<0.0004	
3/6/2008	<0.0004	
5/13/2008	<0.0004	
12/13/2008	<0.0004	
4/15/2009	<0.0004	
10/9/2009	<0.0004	
4/27/2010	<0.0004	
10/5/2010	<0.0004	
4/19/2011	<0.0004	
10/12/2011	<0.0004	
4/24/2012	<0.0004	
10/3/2012	<0.0004	
4/9/2013	<0.0004	
10/8/2013	<0.0004	
4/10/2014	0.00025 (J)	
10/2/2014	<0.0004	
4/2/2015	<0.0004	
10/10/2015	0.00011 (J)	
5/31/2016	<0.0004	
8/2/2016	<0.0004	
9/27/2016	<0.0004	
11/21/2016	<0.0004	
2/1/2017	<0.0004	
4/6/2017	<0.0004	
6/13/2017	<0.0004	
7/14/2017	<0.0004	
10/3/2017	<0.0004	
3/20/2018	<0.0004	
9/18/2018	<0.0004	
3/21/2019	<0.0004	
9/13/2019	<0.0004	
3/12/2020	<0.0004	
9/16/2020	<0.0004	
3/17/2021	<0.0004	
8/10/2021	<0.0004	
2/2/2022	<0.0004	
8/17/2022	<0.0004	
2/20/2023	<0.0004	
7/31/2023	<0.0004	
2/26/2024	<0.0004	
8/8/2024	<0.0004	
2/27/2025	<0.0004	
9/3/2025	<0.0004	
2/19/2026		<0.0004

ND substitution: RL or RL/2 if <15% NDs.

Prediction Limit

Constituent: Beryllium (mg/L) Analysis Run 6/8/2026 4:38 PM View: Appendix I Intrawell

Plant Bowen Client: Southern Company Data: Bowen 1, 2, 9, & 10

	GWC-8RR	GWC-8RR
8/22/2007	<0.0004	
10/26/2007	<0.0004	
11/20/2007	<0.0004	
1/23/2008	<0.0004	
3/10/2008	<0.0004	
5/6/2008	<0.0004	
12/12/2008	0.0064	
4/23/2009	<0.0004	
10/8/2009	0.0019	
5/4/2010	0.0033	
10/7/2010	0.0029	
4/26/2011	<0.0004	
10/18/2011	<0.0004	
4/30/2012	<0.0004	
10/3/2012	<0.0004	
4/8/2013	<0.0004	
10/9/2013	<0.0004	
4/10/2014	0.00013 (J)	
10/2/2014	<0.0004	
4/3/2015	<0.0004	
10/8/2015	0.00025 (J)	
3/30/2016	<0.0004	
5/24/2016	<0.0004	
8/2/2016	<0.0004	
9/27/2016	<0.0004	
11/22/2016	<0.0004	
2/6/2017	<0.0004	
4/6/2017	<0.0004	
6/14/2017	<0.0004	
10/4/2017	<0.0004	
3/21/2018	<0.0004	
9/18/2018	<0.0004	
3/27/2019	<0.0004	
9/16/2019	<0.0004	
3/12/2020	<0.0004	
9/17/2020	<0.0004	
3/17/2021	<0.0004	
8/10/2021	<0.0004	
2/2/2022	<0.0004	
8/17/2022	<0.0004	
2/21/2023	<0.0004	
7/31/2023	<0.0004	
2/27/2024	<0.0004	
8/12/2024	<0.0004	
3/4/2025	<0.0004	
9/3/2025	<0.0004	
2/19/2026		<0.0004

ND substitution: RL or RL/2 if <15% NDs.

Prediction Limit

Constituent: Beryllium (mg/L) Analysis Run 6/8/2026 4:38 PM View: Appendix I Intrawell

Plant Bowen Client: Southern Company Data: Bowen 1, 2, 9, & 10

	GWC-8Z	GWC-8Z
8/22/2007	<0.0004	
11/1/2007	<0.0004	
11/20/2007	<0.0004	
1/23/2008	0.0016	
3/10/2008	<0.0004	
5/12/2008	<0.0004	
12/12/2008	<0.0004	
4/22/2009	<0.0004	
10/8/2009	<0.0004	
4/28/2010	<0.0004	
10/7/2010	<0.0004	
4/20/2011	<0.0004	
10/12/2011	<0.0004	
4/30/2012	<0.0004	
10/3/2012	<0.0004	
4/9/2013	<0.0004	
10/9/2013	<0.0004	
4/9/2014	<0.0004	
10/2/2014	<0.0004	
4/2/2015	<0.0004	
5/26/2015	<0.0004	
6/18/2015	9.5E-05 (J)	
7/2/2015	<0.0004	
10/8/2015	<0.0004	
3/22/2016	<0.0004	
5/25/2016	<0.0004	
8/2/2016	<0.0004	
9/26/2016	<0.0004	
11/21/2016	<0.0004	
2/3/2017	<0.0004	
4/7/2017	<0.0004	
6/13/2017	<0.0004	
10/3/2017	<0.0004	
3/20/2018	<0.0004	
9/18/2018	<0.0004	
5/6/2019	0.0001 (J)	
9/16/2019	<0.0004	
3/16/2020	<0.0004	
9/17/2020	4.9E-05 (J)	
3/18/2021	8.5E-05 (J)	
8/10/2021	6.2E-05 (J)	
2/2/2022	6.4E-05 (J)	
8/17/2022	0.0001 (J)	
2/20/2023	<0.0004	
7/31/2023	5.6E-05 (J)	
2/26/2024	<0.0004	
8/12/2024	<0.0004	
2/28/2025	<0.0004	
9/3/2025	<0.0004	
2/19/2026		<0.0004

ND substitution: RL or RL/2 if <15% NDs.

Prediction Limit

Constituent: Beryllium (mg/L) Analysis Run 6/8/2026 4:38 PM View: Appendix I Intrawell

Plant Bowen Client: Southern Company Data: Bowen 1, 2, 9, & 10

	GWC-9	GWC-9
8/23/2007	<0.0004	
11/1/2007	<0.0004	
11/19/2007	<0.0004	
1/15/2008	0.0014	
3/6/2008	<0.0004	
5/13/2008	<0.0004	
12/12/2008	<0.0004	
4/16/2009	<0.0004	
10/13/2009	<0.0004	
4/21/2010	<0.0004	
9/29/2010	<0.0004	
4/13/2011	<0.0004	
10/5/2011	<0.0004	
4/4/2012	<0.0004	
10/8/2012	<0.0004	
4/8/2013	<0.0004	
10/9/2013	<0.0004	
4/9/2014	0.00027 (J)	
9/30/2014	0.00013 (J)	
4/2/2015	0.00028 (J)	
10/10/2015	0.00031 (J)	
3/30/2016	<0.0004	
5/26/2016	<0.0004	
8/5/2016	<0.0004	
9/28/2016	<0.0004	
11/21/2016	<0.0004	
2/6/2017	0.0002 (J)	
4/6/2017	0.0002 (J)	
6/13/2017	0.0002 (J)	
10/3/2017	0.0001 (J)	
3/20/2018	0.00022 (J)	
9/18/2018	0.00013 (J)	
3/21/2019	0.00015 (J)	
9/16/2019	0.0001 (J)	
3/12/2020	0.00022 (J)	
9/17/2020	4.8E-05 (J)	
3/18/2021	0.00016 (J)	
8/10/2021	0.00015 (J)	
2/2/2022	0.00018 (J)	
8/17/2022	0.00017 (J)	
2/21/2023	0.00017 (J)	
7/31/2023	9.7E-05 (J)	
2/27/2024	0.00017 (J)	
8/12/2024	<0.0004	
2/28/2025	<0.0004	
9/3/2025	<0.0004	
2/18/2026		<0.0004

ND substitution: RL or RL/2 if <15% NDs.

Prediction Limit

Constituent: Beryllium (mg/L) Analysis Run 6/8/2026 4:38 PM View: Appendix I Intrawell

Plant Bowen Client: Southern Company Data: Bowen 1, 2, 9, & 10

	GWC-10	GWC-10
8/21/2007	<0.0004	
11/1/2007	<0.0004	
11/20/2007	<0.0004	
1/30/2008	0.0017	
3/6/2008	<0.0004	
5/12/2008	<0.0004	
12/13/2008	0.0024	
4/29/2009	<0.0004	
10/20/2009	<0.0004	
4/26/2010	<0.0004	
9/29/2010	<0.0004	
4/13/2011	<0.0004	
10/5/2011	<0.0004	
4/4/2012	<0.0004	
10/3/2012	<0.0004	
4/3/2013	<0.0004	
10/15/2013	<0.0004	
4/9/2014	0.0002 (J)	
10/2/2014	<0.0004	
4/2/2015	0.00015 (J)	
10/10/2015	8.5E-05 (J)	
3/31/2016	<0.0004	
5/26/2016	<0.0004	
8/5/2016	<0.0004	
9/28/2016	<0.0004	
11/22/2016	<0.0004	
2/7/2017	<0.0004	
4/10/2017	<0.0004	
6/14/2017	<0.0004	
10/4/2017	<0.0004	
3/20/2018	0.00019 (J)	
9/18/2018	5.4E-05 (J)	
3/22/2019	0.00018 (J)	
9/17/2019	<0.0004	
3/12/2020	0.00017 (J)	
9/17/2020	<0.0004	
3/18/2021	0.0001 (J)	
8/10/2021	9.4E-05 (J)	
2/4/2022	0.00021 (J)	
8/17/2022	7E-05 (J)	
2/20/2023	0.0003 (J)	
7/31/2023	8.3E-05 (J)	
2/27/2024	0.00014 (J)	
8/12/2024	<0.0004	
2/28/2025	<0.0004	
9/3/2025	<0.0004	
2/19/2026		<0.0004

ND substitution: RL or RL/2 if <15% NDs.

Prediction Limit

Constituent: Beryllium (mg/L) Analysis Run 6/8/2026 4:38 PM View: Appendix I Intrawell

Plant Bowen Client: Southern Company Data: Bowen 1, 2, 9, & 10

	GWC-11	GWC-11
8/21/2007	<0.0004	
11/1/2007	<0.0004	
11/18/2007	<0.0004	
1/30/2008	<0.0004	
3/5/2008	<0.0004	
5/7/2008	<0.0004	
12/14/2008	<0.0004	
4/29/2009	<0.0004	
10/22/2009	<0.0004	
4/21/2010	<0.0004	
9/28/2010	<0.0004	
4/12/2011	<0.0004	
10/4/2011	<0.0004	
4/3/2012	<0.0004	
10/3/2012	<0.0004	
4/3/2013	<0.0004	
10/9/2013	<0.0004	
4/2/2014	<0.0004	
10/2/2014	<0.0004	
4/1/2015	<0.0004	
10/11/2015	<0.0004	
4/4/2016	<0.0004	
5/26/2016	<0.0004	
8/3/2016	<0.0004	
9/28/2016	<0.0004	
11/22/2016	<0.0004	
2/8/2017	<0.0004	
4/10/2017	<0.0004	
6/15/2017	<0.0004	
10/4/2017	<0.0004	
3/21/2018	<0.0004	
9/18/2018	<0.0004	
3/23/2019	5.7E-05 (J)	
9/17/2019	<0.0004	
3/12/2020	<0.0004	
9/21/2020	<0.0004	
3/19/2021	<0.0004	
8/11/2021	<0.0004	
2/4/2022	<0.0004	
8/18/2022	<0.0004	
2/20/2023	<0.0004	
8/1/2023	<0.0004	
2/28/2024	<0.0004	
8/13/2024	<0.0004	
3/4/2025	<0.0004	
9/3/2025	<0.0004	
2/19/2026		<0.0004

ND substitution: RL or RL/2 if <15% NDs.

Prediction Limit

Constituent: Beryllium (mg/L) Analysis Run 6/8/2026 4:38 PM View: Appendix I Intrawell

Plant Bowen Client: Southern Company Data: Bowen 1, 2, 9, & 10

	GWC-13	GWC-13
8/21/2007	<0.0004	
11/1/2007	<0.0004	
11/19/2007	<0.0004	
1/31/2008	<0.0004	
3/5/2008	<0.0004	
5/12/2008	<0.0004	
12/13/2008	<0.0004	
4/28/2009	<0.0004	
10/21/2009	<0.0004	
4/28/2010	<0.0004	
10/5/2010	<0.0004	
4/19/2011	<0.0004	
10/18/2011	<0.0004	
4/25/2012	<0.0004	
10/2/2012	<0.0004	
4/2/2013	<0.0004	
10/8/2013	<0.0004	
4/1/2014	0.00018 (J)	
10/1/2014	<0.0004	
4/1/2015	0.00022 (J)	
10/15/2015	0.00018 (J)	
4/4/2016	<0.0004	
5/31/2016	<0.0004	
8/4/2016	<0.0004	
9/29/2016	9E-05 (J)	
11/28/2016	<0.0004	
2/9/2017	<0.0004	
4/12/2017	0.0001 (J)	
6/16/2017	9E-05 (J)	
10/9/2017	<0.0004	
3/21/2018	<0.0004	
9/19/2018	7E-05 (J)	
3/23/2019	6.1E-05 (J)	
9/18/2019	7.4E-05 (J)	
3/13/2020	8E-05 (J)	
9/22/2020	<0.0004	
3/18/2021	7E-05 (J)	
8/11/2021	7.4E-05 (J)	
2/17/2022	8.9E-05 (J)	
8/18/2022	<0.0004	
2/22/2023	<0.0004	
8/1/2023	<0.0004	
2/27/2024	<0.0004	
8/12/2024	<0.0004	
3/3/2025	<0.0004	
9/3/2025	<0.0004	
2/19/2026		<0.0004

ND substitution: RL or RL/2 if <15% NDs.

Prediction Limit

Constituent: Beryllium (mg/L) Analysis Run 6/8/2026 4:38 PM View: Appendix I Intrawell

Plant Bowen Client: Southern Company Data: Bowen 1, 2, 9, & 10

	GWC-13RZ	GWC-13RZ
8/21/2007	<0.0004	
11/1/2007	<0.0004	
11/19/2007	<0.0004	
1/31/2008	<0.0004	
3/5/2008	<0.0004	
5/7/2008	<0.0004	
12/12/2008	0.0033	
4/29/2009	<0.0004	
10/21/2009	<0.0004	
4/28/2010	<0.0004	
10/6/2010	<0.0004	
4/20/2011	<0.0004	
10/12/2011	<0.0004	
4/25/2012	<0.0004	
10/2/2012	<0.0004	
4/2/2013	<0.0004	
10/8/2013	<0.0004	
4/1/2014	<0.0004	
10/1/2014	<0.0004	
3/31/2015	<0.0004	
10/14/2015	<0.0004	
4/4/2016	<0.0004	
6/1/2016	<0.0004	
2/22/2017	<0.0004	
4/11/2017	<0.0004	
6/16/2017	<0.0004	
7/12/2017	<0.0004	
7/28/2017	<0.0004	
8/10/2017	<0.0004	
10/6/2017	<0.0004	
3/23/2018	<0.0004	
9/20/2018	<0.0004	
3/22/2019	<0.0004	
9/19/2019	<0.0004	
3/17/2020	<0.0004	
9/22/2020	<0.0004	
3/19/2021	<0.0004	
8/12/2021	<0.0004	
2/4/2022	<0.0004	
8/19/2022	<0.0004	
2/22/2023	<0.0004	
8/2/2023	<0.0004	
2/28/2024	<0.0004	
8/13/2024	<0.0004	
3/4/2025	<0.0004	
9/4/2025	<0.0004	
2/20/2026		<0.0004

ND substitution: RL or RL/2 if <15% NDs.

Prediction Limit

Constituent: Beryllium (mg/L) Analysis Run 6/8/2026 4:38 PM View: Appendix I Intrawell

Plant Bowen Client: Southern Company Data: Bowen 1, 2, 9, & 10

	GWC-14Z	GWC-14Z
8/24/2007	<0.0004	
11/2/2007	<0.0004	
11/17/2007	<0.0004	
1/15/2008	<0.0004	
3/5/2008	<0.0004	
5/7/2008	<0.0004	
12/2/2008	0.0015	
4/16/2009	<0.0004	
10/20/2009	<0.0004	
4/20/2010	<0.0004	
9/29/2010	<0.0004	
4/12/2011	<0.0004	
10/4/2011	<0.0004	
4/4/2012	<0.0004	
10/10/2012	<0.0004	
4/15/2013	<0.0004	
10/22/2013	<0.0004	
4/21/2014	7.5E-05 (J)	
9/30/2014	<0.0004	
4/3/2015	<0.0004	
10/7/2015	<0.0004	
4/5/2016	<0.0004	
6/1/2016	<0.0004	
8/9/2016	<0.0004	
11/28/2016	<0.0004	
2/9/2017	0.0001 (J)	
4/11/2017	<0.0004	
6/14/2017	<0.0004	
7/12/2017	<0.0004	
10/5/2017	<0.0004	
3/22/2018	9.1E-05 (J)	
9/19/2018	0.00014 (J)	
3/22/2019	9.4E-05 (J)	
9/17/2019	0.00013 (J)	
3/13/2020	0.00016 (J)	
9/21/2020	9.5E-05 (J)	
3/18/2021	0.00012 (J)	
8/11/2021	0.00011 (J)	
2/4/2022	0.00011 (J)	
8/18/2022	0.00011 (J)	
2/22/2023	9.4E-05 (J)	
8/1/2023	9.4E-05 (J)	
2/28/2024	9.9E-05 (J)	
8/13/2024	0.00011 (J)	
3/3/2025	<0.0004	
9/4/2025	<0.0004	
2/24/2026		<0.0004

ND substitution: RL or RL/2 if <15% NDs.

Prediction Limit

Constituent: Beryllium (mg/L) Analysis Run 6/8/2026 4:38 PM View: Appendix I Intrawell

Plant Bowen Client: Southern Company Data: Bowen 1, 2, 9, & 10

	GWC-44	GWC-44
3/16/2016	<0.0004	
5/16/2016	<0.0004	
7/25/2016	<0.0004	
9/19/2016	<0.0004	
11/3/2016	<0.0004	
1/19/2017	<0.0004	
3/28/2017	8E-05 (J)	
6/5/2017	9E-05 (J)	
9/26/2017	<0.0004	
3/15/2018	7.7E-05 (J)	
9/12/2018	<0.0004	
3/14/2019	7.8E-05 (J)	
9/11/2019	<0.0004	
3/10/2020	7.4E-05 (J)	
9/15/2020	5.7E-05 (J)	
3/11/2021	6.4E-05 (J)	
8/4/2021	6.7E-05 (J)	
1/31/2022	6.5E-05 (J)	
8/15/2022	5.7E-05 (J)	
2/14/2023	6.2E-05 (J)	
7/26/2023	5.7E-05 (J)	
2/20/2024	<0.0004	
8/6/2024	<0.0004	
2/26/2025	<0.0004	
8/28/2025	<0.0004	
2/16/2026		<0.0004

ND substitution: RL or RL/2 if <15% NDs.

Prediction Limit

Constituent: Beryllium (mg/L) Analysis Run 6/8/2026 4:38 PM View: Appendix I Intrawell

Plant Bowen Client: Southern Company Data: Bowen 1, 2, 9, & 10

	GWC-45R	GWC-45R
8/24/2007	<0.0004	
10/23/2007	<0.0004	
11/18/2007	<0.0004	
1/15/2008	<0.0004	
3/5/2008	<0.0004	
5/12/2008	<0.0004	
12/2/2008	<0.0004	
4/28/2009	<0.0004	
10/13/2009	<0.0004	
4/21/2010	<0.0004	
10/4/2010	<0.0004	
4/18/2011	<0.0004	
10/5/2011	<0.0004	
5/3/2012	<0.0004	
10/15/2012	<0.0004	
4/16/2013	<0.0004	
10/22/2013	<0.0004	
4/23/2014	<0.0004	
10/1/2014	<0.0004	
4/3/2015	<0.0004	
10/9/2015	<0.0004	
3/16/2016	<0.0004	
5/16/2016	<0.0004	
7/25/2016	<0.0004	
9/19/2016	<0.0004	
11/3/2016	<0.0004	
1/20/2017	<0.0004	
3/29/2017	<0.0004	
6/7/2017	<0.0004	
9/27/2017	<0.0004	
3/15/2018	<0.0004	
9/13/2018	<0.0004	
3/14/2019	<0.0004	
9/11/2019	<0.0004	
3/10/2020	<0.0004	
9/11/2020	5.6E-05 (J)	
3/11/2021	<0.0004	
8/6/2021	<0.0004	
2/1/2022	<0.0004	
8/12/2022	<0.0004	
2/15/2023	<0.0004	
7/26/2023	<0.0004	
2/20/2024	<0.0004	
8/5/2024	<0.0004	
2/26/2025	<0.0004	
9/2/2025	<0.0004	
2/17/2026		<0.0004

ND substitution: RL or RL/2 if <15% NDs.

Prediction Limit

Constituent: Beryllium (mg/L) Analysis Run 6/8/2026 4:38 PM View: Appendix I Intrawell

Plant Bowen Client: Southern Company Data: Bowen 1, 2, 9, & 10

	GWC-47	GWC-47
3/10/2016	<0.0004	
5/18/2016	<0.0004	
7/27/2016	<0.0004	
9/20/2016	<0.0004	
11/7/2016	<0.0004	
1/23/2017	<0.0004	
3/29/2017	<0.0004	
6/8/2017	<0.0004	
9/27/2017	<0.0004	
3/15/2018	<0.0004	
9/13/2018	<0.0004	
3/15/2019	<0.0004	
9/12/2019	<0.0004	
3/9/2020	<0.0004	
9/14/2020	<0.0004	
3/11/2021	<0.0004	
8/5/2021	<0.0004	
2/1/2022	<0.0004	
8/15/2022	<0.0004	
2/15/2023	<0.0004	
7/27/2023	5.9E-05 (J)	
2/21/2024	<0.0004	
8/5/2024	<0.0004	
2/26/2025	<0.0004	
8/28/2025	<0.0004	
2/17/2026		<0.0004

ND substitution: RL or RL/2 if <15% NDs.

Prediction Limit

Constituent: Beryllium (mg/L) Analysis Run 6/8/2026 4:38 PM View: Appendix I Intrawell

Plant Bowen Client: Southern Company Data: Bowen 1, 2, 9, & 10

	GWC-47R	GWC-47R
3/10/2016	<0.0004	
5/18/2016	<0.0004	
7/27/2016	<0.0004	
9/20/2016	<0.0004	
11/4/2016	<0.0004	
1/20/2017	<0.0004	
3/29/2017	<0.0004	
6/8/2017	<0.0004	
9/27/2017	<0.0004	
3/16/2018	<0.0004	
9/13/2018	<0.0004	
3/19/2019	<0.0004	
9/11/2019	<0.0004	
3/9/2020	<0.0004	
9/15/2020	<0.0004	
3/11/2021	<0.0004	
8/5/2021	<0.0004	
2/1/2022	<0.0004	
8/15/2022	6.5E-05 (J)	
2/15/2023	<0.0004	
7/27/2023	<0.0004	
2/21/2024	<0.0004	
8/5/2024	<0.0004	
2/26/2025	<0.0004	
9/2/2025	<0.0004	
2/17/2026		<0.0004

ND substitution: RL or RL/2 if <15% NDs.

Prediction Limit

Constituent: Beryllium (mg/L) Analysis Run 6/8/2026 4:38 PM View: Appendix I Intrawell

Plant Bowen Client: Southern Company Data: Bowen 1, 2, 9, & 10

	GWC-48	GWC-48
3/10/2016	<0.0004	
5/17/2016	<0.0004	
7/27/2016	0.0002 (J)	
9/20/2016	0.0002 (J)	
11/4/2016	0.0002 (J)	
1/23/2017	<0.0004	
3/28/2017	0.0002 (J)	
6/8/2017	0.0002 (J)	
9/29/2017	0.0002 (J)	
3/15/2018	0.00025 (J)	
9/13/2018	0.00026 (J)	
3/15/2019	0.00022 (J)	
9/11/2019	0.00027 (J)	
3/9/2020	0.00028 (J)	
9/14/2020	0.00033 (J)	
3/11/2021	0.00033 (J)	
8/4/2021	0.00031 (J)	
1/31/2022	0.00036 (J)	
8/15/2022	0.00037 (J)	
2/15/2023	0.00038 (J)	
7/26/2023	0.00048 (J)	
2/21/2024	0.0005 (J)	
8/5/2024	0.00042 (J)	
2/26/2025	0.00044 (J)	
8/29/2025	0.00044	
2/17/2026		0.00028 (J)

ND substitution: RL or RL/2 if <15% NDs.

Prediction Limit

Constituent: Cadmium (mg/L) Analysis Run 6/8/2026 4:38 PM View: Appendix I Intrawell

Plant Bowen Client: Southern Company Data: Bowen 1, 2, 9, & 10

	GWA-1	GWA-1
8/23/2007	<0.0005	
10/23/2007	<0.0005	
11/18/2007	<0.0005	
1/30/2008	<0.0005	
3/10/2008	<0.0005	
5/13/2008	<0.0005	
12/5/2008	<0.0005	
4/15/2009	<0.0005	
10/7/2009	<0.0005	
5/3/2010	<0.0005	
10/12/2010	<0.0005	
4/27/2011	<0.0005	
10/17/2011	<0.0005	
5/2/2012	<0.0005	
10/8/2012	<0.0005	
4/12/2013	<0.0005	
10/16/2013	<0.0005	
4/11/2014	<0.0005	
9/30/2014	<0.0005	
3/30/2015	<0.0005	
10/13/2015	0.0003 (J)	
3/22/2016	<0.0005	
5/19/2016	<0.0005	
7/29/2016	<0.0005	
9/23/2016	<0.0005	
11/9/2016	<0.0005	
1/30/2017	<0.0005	
3/30/2017	<0.0005	
6/9/2017	<0.0005	
10/2/2017	<0.0005	
3/16/2018	<0.0005	
9/17/2018	<0.0005	
3/20/2019	<0.0005	
9/12/2019	<0.0005	
3/11/2020	<0.0005	
9/15/2020	<0.0005	
3/16/2021	<0.0005	
8/9/2021	<0.0005	
2/1/2022	<0.0005	
8/16/2022	<0.0005	
2/16/2023	<0.0005	
7/27/2023	<0.0005	
2/22/2024	<0.0005	
8/7/2024	<0.0005	
2/27/2025	<0.0005	
9/2/2025	<0.0005	
2/18/2026		<0.0005

ND substitution: RL or RL/2 if <15% NDs.

Prediction Limit

Constituent: Cadmium (mg/L) Analysis Run 6/8/2026 4:38 PM View: Appendix I Intrawell

Plant Bowen Client: Southern Company Data: Bowen 1, 2, 9, & 10

	GWA-39Z	GWA-39Z
3/14/2016	0.000188 (J)	
5/11/2016	0.000177 (J)	
7/19/2016	0.0001 (J)	
9/15/2016	8E-05 (J)	
11/2/2016	<0.0005	
1/18/2017	<0.0005	
3/28/2017	<0.0005	
6/7/2017	<0.0005	
9/26/2017	<0.0005	
3/14/2018	<0.0005	
9/12/2018	<0.0005	
3/15/2019	<0.0005	
9/9/2019	<0.0005	
3/9/2020	<0.0005	
9/10/2020	<0.0005	
3/12/2021	<0.0005	
8/4/2021	<0.0005	
1/31/2022	<0.0005	
8/10/2022	<0.0005	
2/13/2023	<0.0005	
7/26/2023	<0.0005	
2/19/2024	<0.0005	
8/1/2024	<0.0005	
2/25/2025	<0.0005	
8/28/2025	<0.0005	
2/18/2026		<0.0005

ND substitution: RL or RL/2 if <15% NDs.

Prediction Limit

Constituent: Cadmium (mg/L) Analysis Run 6/8/2026 4:38 PM View: Appendix I Intrawell

Plant Bowen Client: Southern Company Data: Bowen 1, 2, 9, & 10

	GWA-42	GWA-42
3/11/2016	0.000121 (J)	
5/16/2016	0.000145 (J)	
7/22/2016	<0.0005	
9/19/2016	0.0001 (J)	
11/3/2016	8E-05 (J)	
1/17/2017	0.0001 (J)	
3/27/2017	0.0002 (J)	
6/7/2017	0.0001 (J)	
9/26/2017	<0.0005	
3/14/2018	0.00011 (J)	
9/14/2018	0.00013 (J)	
3/14/2019	0.00013 (J)	
9/10/2019	0.00014 (J)	
3/6/2020	0.00014 (J)	
9/10/2020	0.00015 (J)	
3/11/2021	0.00017 (J)	
8/4/2021	0.00014 (J)	
1/31/2022	0.00018 (J)	
8/10/2022	0.00034 (J)	
2/13/2023	<0.0005	
7/26/2023	0.00013 (J)	
2/20/2024	0.00016 (J)	
8/1/2024	0.00016 (J)	
2/25/2025	0.00016 (J)	
8/28/2025	0.00013 (J)	
2/16/2026		0.00016 (J)

ND substitution: RL or RL/2 if <15% NDs.

Prediction Limit

Constituent: Cadmium (mg/L) Analysis Run 6/8/2026 4:38 PM View: Appendix I Intrawell

Plant Bowen Client: Southern Company Data: Bowen 1, 2, 9, & 10

	GWA-43	GWA-43
3/11/2016	<0.0005	
5/13/2016	<0.0005	
7/19/2016	<0.0005	
9/16/2016	<0.0005	
11/2/2016	<0.0005	
1/18/2017	<0.0005	
3/28/2017	<0.0005	
6/6/2017	8E-05 (J)	
9/22/2017	<0.0005	
3/14/2018	<0.0005	
9/12/2018	<0.0005	
3/13/2019	<0.0005	
9/11/2019	<0.0005	
3/9/2020	<0.0005	
9/11/2020	<0.0005	
3/11/2021	<0.0005	
8/6/2021	<0.0005	
1/31/2022	<0.0005	
8/11/2022	<0.0005	
2/14/2023	<0.0005	
7/25/2023	<0.0005	
2/20/2024	<0.0005	
8/2/2024	<0.0005	
2/25/2025	<0.0005	
8/28/2025	<0.0005	
2/16/2026		<0.0005

ND substitution: RL or RL/2 if <15% NDs.

Prediction Limit

Constituent: Cadmium (mg/L) Analysis Run 6/8/2026 4:38 PM View: Appendix I Intrawell

Plant Bowen Client: Southern Company Data: Bowen 1, 2, 9, & 10

	GWA-50	GWA-50
12/12/2008	<0.0005	
4/23/2009	<0.0005	
10/6/2009	<0.0005	
4/27/2010	<0.0005	
9/30/2010	<0.0005	
4/14/2011	<0.0005	
10/5/2011	<0.0005	
4/11/2012	<0.0005	
10/2/2012	<0.0005	
4/9/2013	<0.0005	
10/15/2013	<0.0005	
4/10/2014	<0.0005	
10/1/2014	<0.0005	
3/30/2015	<0.0005	
10/11/2015	0.00026 (J)	
3/28/2016	<0.0005	
5/23/2016	<0.0005	
8/1/2016	<0.0005	
9/26/2016	<0.0005	
11/10/2016	<0.0005	
1/30/2017	<0.0005	
4/7/2017	<0.0005	
6/12/2017	<0.0005	
10/2/2017	<0.0005	
3/16/2018	<0.0005	
9/17/2018	<0.0005	
3/19/2019	<0.0005	
9/13/2019	<0.0005	
3/11/2020	<0.0005	
9/16/2020	<0.0005	
3/17/2021	0.00012 (J)	
8/9/2021	<0.0005	
2/1/2022	<0.0005	
8/16/2022	<0.0005	
2/16/2023	<0.0005	
7/28/2023	<0.0005	
2/22/2024	<0.0005	
8/8/2024	<0.0005	
2/27/2025	<0.0005	
9/2/2025	<0.0005	
2/17/2026		<0.0005

ND substitution: RL or RL/2 if <15% NDs.

Prediction Limit

Constituent: Cadmium (mg/L) Analysis Run 6/8/2026 4:38 PM View: Appendix I Intrawell

Plant Bowen Client: Southern Company Data: Bowen 1, 2, 9, & 10

	GWC-5	GWC-5
8/23/2007	<0.0005	
10/25/2007	<0.0005	
11/19/2007	<0.0005	
1/23/2008	<0.0005	
3/11/2008	<0.0005	
5/12/2008	<0.0005	
12/11/2008	<0.0005	
4/15/2009	<0.0005	
10/9/2009	<0.0005	
5/4/2010	<0.0005	
10/12/2010	<0.0005	
4/28/2011	<0.0005	
10/19/2011	<0.0005	
5/2/2012	<0.0005	
10/9/2012	<0.0005	
4/11/2013	<0.0005	
10/16/2013	<0.0005	
4/23/2014	<0.0005	
10/3/2014	0.00033 (J)	
3/31/2015	<0.0005	
10/12/2015	<0.0005	
3/28/2016	0.000102 (J)	
5/25/2016	0.000148 (J)	
8/1/2016	0.0001 (J)	
9/27/2016	0.0001 (J)	
11/11/2016	9E-05 (J)	
1/31/2017	<0.0005	
4/3/2017	0.0001 (J)	
6/12/2017	<0.0005	
10/3/2017	<0.0005	
3/19/2018	<0.0005	
9/17/2018	<0.0005	
3/20/2019	<0.0005	
9/16/2019	<0.0005	
3/16/2020	<0.0005	
9/16/2020	<0.0005	
3/17/2021	0.00013 (J)	
8/9/2021	<0.0005	
2/2/2022	<0.0005	
8/16/2022	<0.0005	
2/20/2023	<0.0005	
7/28/2023	<0.0005	
2/26/2024	<0.0005	
8/8/2024	<0.0005	
2/27/2025	<0.0005	
9/3/2025	<0.0005	
2/19/2026		<0.0005

ND substitution: RL or RL/2 if <15% NDs.

Prediction Limit

Constituent: Cadmium (mg/L) Analysis Run 6/8/2026 4:38 PM View: Appendix I Intrawell

Plant Bowen Client: Southern Company Data: Bowen 1, 2, 9, & 10

	GWC-6	GWC-6
8/22/2007	<0.0005	
10/25/2007	<0.0005	
11/20/2007	<0.0005	
1/23/2008	<0.0005	
3/11/2008	<0.0005	
5/14/2008	<0.0005	
12/11/2008	<0.0005	
4/23/2009	<0.0005	
10/9/2009	<0.0005	
5/4/2010	<0.0005	
10/11/2010	<0.0005	
4/26/2011	<0.0005	
10/18/2011	<0.0005	
5/2/2012	<0.0005	
10/8/2012	<0.0005	
4/10/2013	<0.0005	
10/8/2013	<0.0005	
4/14/2014	<0.0005	
10/3/2014	<0.0005	
4/1/2015	<0.0005	
10/9/2015	<0.0005	
3/29/2016	<0.0005	
5/24/2016	<0.0005	
8/1/2016	<0.0005	
9/26/2016	8E-05 (J)	
11/18/2016	8E-05 (J)	
2/1/2017	<0.0005	
4/6/2017	<0.0005	
6/13/2017	<0.0005	
10/3/2017	<0.0005	
3/19/2018	<0.0005	
9/17/2018	<0.0005	
3/21/2019	<0.0005	
9/16/2019	<0.0005	
3/12/2020	<0.0005	
9/16/2020	<0.0005	
3/17/2021	<0.0005	
8/10/2021	<0.0005	
2/2/2022	<0.0005	
8/17/2022	<0.0005	
2/17/2023	<0.0005	
7/31/2023	<0.0005	
2/26/2024	<0.0005	
8/8/2024	<0.0005	
2/27/2025	<0.0005	
9/3/2025	<0.0005	
2/20/2026		<0.0005

ND substitution: RL or RL/2 if <15% NDs.

Prediction Limit

Constituent: Cadmium (mg/L) Analysis Run 6/8/2026 4:38 PM View: Appendix I Intrawell

Plant Bowen Client: Southern Company Data: Bowen 1, 2, 9, & 10

	GWC-7Z	GWC-7Z
8/22/2007	<0.0005	
10/25/2007	<0.0005	
11/20/2007	<0.0005	
1/16/2008	<0.0005	
3/6/2008	<0.0005	
5/13/2008	<0.0005	
12/13/2008	<0.0005	
4/15/2009	<0.0005	
10/9/2009	<0.0005	
4/27/2010	<0.0005	
10/5/2010	<0.0005	
4/19/2011	<0.0005	
10/12/2011	<0.0005	
4/24/2012	<0.0005	
10/3/2012	<0.0005	
4/9/2013	<0.0005	
10/8/2013	<0.0005	
4/10/2014	<0.0005	
10/2/2014	<0.0005	
4/2/2015	<0.0005	
10/10/2015	<0.0005	
5/31/2016	<0.0005	
8/2/2016	<0.0005	
9/27/2016	<0.0005	
11/21/2016	<0.0005	
2/1/2017	9E-05 (J)	
4/6/2017	<0.0005	
6/13/2017	<0.0005	
7/14/2017	<0.0005	
10/3/2017	<0.0005	
3/20/2018	<0.0005	
9/18/2018	<0.0005	
3/21/2019	<0.0005	
9/13/2019	<0.0005	
3/12/2020	<0.0005	
9/16/2020	<0.0005	
3/17/2021	<0.0005	
8/10/2021	<0.0005	
2/2/2022	<0.0005	
8/17/2022	<0.0005	
2/20/2023	<0.0005	
7/31/2023	<0.0005	
2/26/2024	<0.0005	
8/8/2024	<0.0005	
2/27/2025	<0.0005	
9/3/2025	<0.0005	
2/19/2026		<0.0005

ND substitution: RL or RL/2 if <15% NDs.

Prediction Limit

Constituent: Cadmium (mg/L) Analysis Run 6/8/2026 4:38 PM View: Appendix I Intrawell

Plant Bowen Client: Southern Company Data: Bowen 1, 2, 9, & 10

	GWC-8Z	GWC-8Z
8/22/2007	<0.0005	
11/1/2007	<0.0005	
11/20/2007	<0.0005	
1/23/2008	<0.0005	
3/10/2008	<0.0005	
5/12/2008	<0.0005	
12/12/2008	<0.0005	
4/22/2009	<0.0005	
10/8/2009	<0.0005	
4/28/2010	<0.0005	
10/7/2010	<0.0005	
4/20/2011	<0.0005	
10/12/2011	<0.0005	
4/30/2012	<0.0005	
10/3/2012	<0.0005	
4/9/2013	<0.0005	
10/9/2013	<0.0005	
4/9/2014	<0.0005	
10/2/2014	<0.0005	
4/2/2015	<0.0005	
5/26/2015	<0.0005	
6/18/2015	<0.0005	
7/2/2015	<0.0005	
10/8/2015	<0.0005	
3/22/2016	<0.0005	
5/25/2016	<0.0005	
8/2/2016	<0.0005	
9/26/2016	<0.0005	
11/21/2016	<0.0005	
2/3/2017	0.0001 (J)	
4/7/2017	<0.0005	
6/13/2017	0.0002 (J)	
10/3/2017	<0.0005	
3/20/2018	<0.0005	
9/18/2018	<0.0005	
5/6/2019	<0.0005	
9/16/2019	<0.0005	
3/16/2020	<0.0005	
9/17/2020	<0.0005	
3/18/2021	<0.0005	
8/10/2021	<0.0005	
2/2/2022	<0.0005	
8/17/2022	<0.0005	
2/20/2023	<0.0005	
7/31/2023	<0.0005	
2/26/2024	<0.0005	
8/12/2024	<0.0005	
2/28/2025	<0.0005	
9/3/2025	<0.0005	
2/19/2026		<0.0005

ND substitution: RL or RL/2 if <15% NDs.

Prediction Limit

Constituent: Cadmium (mg/L) Analysis Run 6/8/2026 4:38 PM View: Appendix I Intrawell

Plant Bowen Client: Southern Company Data: Bowen 1, 2, 9, & 10

	GWC-10	GWC-10
8/21/2007	<0.0005	
11/1/2007	<0.0005	
11/20/2007	<0.0005	
1/30/2008	<0.0005	
3/6/2008	<0.0005	
5/12/2008	<0.0005	
12/13/2008	<0.0005	
4/29/2009	<0.0005	
10/20/2009	<0.0005	
4/26/2010	<0.0005	
9/29/2010	<0.0005	
4/13/2011	<0.0005	
10/5/2011	<0.0005	
4/4/2012	<0.0005	
10/3/2012	<0.0005	
4/3/2013	<0.0005	
10/15/2013	<0.0005	
4/9/2014	<0.0005	
10/2/2014	<0.0005	
4/2/2015	<0.0005	
10/10/2015	<0.0005	
3/31/2016	<0.0005	
5/26/2016	<0.0005	
8/5/2016	<0.0005	
9/28/2016	<0.0005	
11/22/2016	<0.0005	
2/7/2017	<0.0005	
4/10/2017	<0.0005	
6/14/2017	<0.0005	
10/4/2017	<0.0005	
3/20/2018	<0.0005	
9/18/2018	<0.0005	
3/22/2019	<0.0005	
9/17/2019	<0.0005	
3/12/2020	<0.0005	
9/17/2020	<0.0005	
3/18/2021	<0.0005	
8/10/2021	<0.0005	
2/4/2022	<0.0005	
8/17/2022	0.00018 (J)	
2/20/2023	<0.0005	
7/31/2023	<0.0005	
2/27/2024	<0.0005	
8/12/2024	<0.0005	
2/28/2025	<0.0005	
9/3/2025	<0.0005	
2/19/2026		<0.0005

ND substitution: RL or RL/2 if <15% NDs.

Prediction Limit

Constituent: Cadmium (mg/L) Analysis Run 6/8/2026 4:38 PM View: Appendix I Intrawell

Plant Bowen Client: Southern Company Data: Bowen 1, 2, 9, & 10

	GWC-10R	GWC-10R
8/21/2007	<0.0005	
11/1/2007	<0.0005	
11/20/2007	<0.0005	
1/30/2008	<0.0005	
3/6/2008	<0.0005	
5/8/2008	<0.0005	
12/14/2008	<0.0005	
4/29/2009	<0.0005	
10/21/2009	<0.0005	
4/21/2010	<0.0005	
9/28/2010	<0.0005	
4/12/2011	<0.0005	
10/4/2011	<0.0005	
4/3/2012	<0.0005	
10/8/2012	<0.0005	
4/3/2013	<0.0005	
10/15/2013	<0.0005	
4/9/2014	<0.0005	
10/2/2014	<0.0005	
4/2/2015	<0.0005	
10/12/2015	<0.0005	
3/31/2016	<0.0005	
5/26/2016	<0.0005	
8/3/2016	<0.0005	
9/28/2016	0.0002 (J)	
11/22/2016	<0.0005	
2/7/2017	<0.0005	
4/10/2017	<0.0005	
6/14/2017	<0.0005	
10/4/2017	<0.0005	
3/21/2018	<0.0005	
9/18/2018	<0.0005	
3/22/2019	<0.0005	
9/17/2019	<0.0005	
3/12/2020	<0.0005	
9/17/2020	<0.0005	
3/18/2021	<0.0005	
8/11/2021	<0.0005	
2/4/2022	<0.0005	
8/18/2022	<0.0005	
2/20/2023	<0.0005	
7/31/2023	<0.0005	
2/27/2024	<0.0005	
8/12/2024	<0.0005	
3/3/2025	<0.0005	
9/3/2025	<0.0005	
2/19/2026		<0.0005

ND substitution: RL or RL/2 if <15% NDs.

Prediction Limit

Constituent: Cadmium (mg/L) Analysis Run 6/8/2026 4:38 PM View: Appendix I Intrawell

Plant Bowen Client: Southern Company Data: Bowen 1, 2, 9, & 10

	GWC-11R	GWC-11R
8/21/2007	<0.0005	
11/1/2007	<0.0005	
11/18/2007	<0.0005	
1/30/2008	<0.0005	
3/6/2008	<0.0005	
5/7/2008	<0.0005	
12/14/2008	<0.0005	
4/29/2009	<0.0005	
10/22/2009	<0.0005	
4/21/2010	<0.0005	
9/29/2010	<0.0005	
4/13/2011	<0.0005	
10/4/2011	<0.0005	
4/4/2012	<0.0005	
10/3/2012	<0.0005	
4/3/2013	<0.0005	
10/9/2013	<0.0005	
4/2/2014	<0.0005	
10/2/2014	<0.0005	
4/1/2015	0.00033 (J)	
10/11/2015	0.00056 (J)	
4/4/2016	<0.0005	
5/26/2016	<0.0005	
8/4/2016	<0.0005	
9/28/2016	<0.0005	
11/22/2016	<0.0005	
2/8/2017	<0.0005	
4/10/2017	<0.0005	
6/15/2017	<0.0005	
10/4/2017	<0.0005	
3/22/2018	<0.0005	
9/18/2018	<0.0005	
3/23/2019	<0.0005	
9/17/2019	<0.0005	
3/12/2020	<0.0005	
9/21/2020	<0.0005	
3/19/2021	<0.0005	
8/11/2021	<0.0005	
2/4/2022	<0.0005	
8/18/2022	<0.0005	
2/20/2023	<0.0005	
8/1/2023	<0.0005	
2/28/2024	<0.0005	
8/12/2024	<0.0005	
3/3/2025	<0.0005	
9/3/2025	<0.0005	
2/20/2026		<0.0005

ND substitution: RL or RL/2 if <15% NDs.

Prediction Limit

Constituent: Cadmium (mg/L) Analysis Run 6/8/2026 4:38 PM View: Appendix I Intrawell

Plant Bowen Client: Southern Company Data: Bowen 1, 2, 9, & 10

	GWC-12	GWC-12
8/21/2007	<0.001	
11/1/2007	<0.001	
11/19/2007	<0.001	
1/16/2008	<0.001	
3/5/2008	<0.001	
5/13/2008	<0.001	
12/13/2008	<0.001	
4/16/2009	<0.001	
10/21/2009	<0.001	
4/27/2010	<0.001	
10/5/2010	<0.001	
4/19/2011	<0.001	
10/12/2011	<0.001	
4/24/2012	<0.001	
10/2/2012	<0.001	
4/2/2013	<0.001	
10/9/2013	<0.001	
4/1/2014	<0.001	
10/2/2014	<0.001	
4/1/2015	<0.001	
10/14/2015	0.00025 (J)	
4/4/2016	0.000136 (J)	
5/27/2016	0.000131 (J)	
8/3/2016	<0.001	
9/30/2016	9E-05 (J)	
11/22/2016	<0.001	
2/13/2017	0.0001 (J)	
4/11/2017	0.0003 (J)	
6/14/2017	0.0003 (J)	
10/4/2017	0.0002 (J)	
3/22/2018	0.00032 (J)	
9/18/2018	0.00057 (J)	
3/23/2019	0.00035 (J)	
9/17/2019	0.00057 (J)	
3/12/2020	0.00089 (J)	
9/21/2020	0.00025 (J)	
3/19/2021	0.00027 (J)	
8/11/2021	0.00048 (J)	
2/2/2022	0.0012	
4/28/2022	0.00067	
8/18/2022	0.00052	
2/21/2023	0.0004 (J)	
8/1/2023	0.00035 (J)	
2/27/2024	0.00071	
8/12/2024	0.00063	
3/4/2025	0.00067	
9/3/2025	0.00041 (J)	
2/18/2026		0.0005 (J)

ND substitution: RL or RL/2 if <15% NDs.

Prediction Limit

Constituent: Cadmium (mg/L) Analysis Run 6/8/2026 4:38 PM View: Appendix I Intrawell

Plant Bowen Client: Southern Company Data: Bowen 1, 2, 9, & 10

	GWC-14Z	GWC-14Z
8/24/2007	<0.0005	
11/2/2007	<0.0005	
11/17/2007	<0.0005	
1/15/2008	<0.0005	
3/5/2008	<0.0005	
5/7/2008	<0.0005	
12/2/2008	<0.0005	
4/16/2009	<0.0005	
10/20/2009	<0.0005	
4/20/2010	<0.0005	
9/29/2010	<0.0005	
4/12/2011	<0.0005	
10/4/2011	<0.0005	
4/4/2012	<0.0005	
10/10/2012	<0.0005	
4/15/2013	<0.0005	
10/22/2013	<0.0005	
4/21/2014	<0.0005	
9/30/2014	<0.0005	
4/3/2015	<0.0005	
10/7/2015	<0.0005	
4/5/2016	<0.0005	
6/1/2016	<0.0005	
8/9/2016	<0.0005	
11/28/2016	<0.0005	
2/9/2017	0.0001 (J)	
4/11/2017	<0.0005	
6/14/2017	<0.0005	
7/12/2017	<0.0005	
10/5/2017	<0.0005	
3/22/2018	<0.0005	
9/19/2018	<0.0005	
3/22/2019	<0.0005	
9/17/2019	<0.0005	
3/13/2020	<0.0005	
9/21/2020	<0.0005	
3/18/2021	<0.0005	
8/11/2021	<0.0005	
2/4/2022	<0.0005	
8/18/2022	<0.0005	
2/22/2023	<0.0005	
8/1/2023	<0.0005	
2/28/2024	<0.0005	
8/13/2024	<0.0005	
3/3/2025	<0.0005	
9/4/2025	<0.0005	
2/24/2026		<0.0005

ND substitution: RL or RL/2 if <15% NDs.

Prediction Limit

Constituent: Cadmium (mg/L) Analysis Run 6/8/2026 4:38 PM View: Appendix I Intrawell

Plant Bowen Client: Southern Company Data: Bowen 1, 2, 9, & 10

	GWC-15R	GWC-15R
8/23/2007	<0.0005	
11/2/2007	<0.0005	
11/17/2007	<0.0005	
1/15/2008	<0.0005	
3/6/2008	<0.0005	
5/7/2008	<0.0005	
12/2/2008	<0.0005	
4/28/2009	<0.0005	
10/19/2009	<0.0005	
4/27/2010	<0.0005	
10/4/2010	<0.0005	
4/18/2011	<0.0005	
10/12/2011	<0.0005	
4/23/2012	<0.0005	
10/10/2012	<0.0005	
4/15/2013	<0.0005	
10/22/2013	<0.0005	
4/21/2014	<0.0005	
9/30/2014	<0.0005	
4/3/2015	<0.0005	
10/7/2015	0.00028 (J)	
4/5/2016	0.000194 (J)	
5/31/2016	0.000206 (J)	
8/4/2016	<0.0005	
9/29/2016	0.0002 (J)	
11/23/2016	0.0001 (J)	
2/10/2017	<0.0005	
4/12/2017	<0.0005	
6/15/2017	<0.0005	
10/6/2017	<0.0005	
3/23/2018	<0.0005	
9/19/2018	<0.0005	
3/25/2019	<0.0005	
9/17/2019	<0.0005	
3/13/2020	<0.0005	
9/21/2020	<0.0005	
3/18/2021	<0.0005	
8/11/2021	<0.0005	
2/4/2022	<0.0005	
8/19/2022	<0.0005	
2/22/2023	<0.0005	
8/2/2023	<0.0005	
2/28/2024	<0.0005	
8/13/2024	<0.0005	
3/3/2025	<0.0005	
9/4/2025	<0.0005	
2/24/2026		<0.0005

ND substitution: RL or RL/2 if <15% NDs.

Prediction Limit

Constituent: Cadmium (mg/L) Analysis Run 6/8/2026 4:38 PM View: Appendix I Intrawell

Plant Bowen Client: Southern Company Data: Bowen 1, 2, 9, & 10

	GWC-44	GWC-44
3/16/2016	<0.0005	
5/16/2016	<0.0005	
7/25/2016	<0.0005	
9/19/2016	<0.0005	
11/3/2016	<0.0005	
1/19/2017	<0.0005	
3/28/2017	<0.0005	
6/5/2017	8E-05 (J)	
9/26/2017	<0.0005	
3/15/2018	<0.0005	
9/12/2018	<0.0005	
3/14/2019	<0.0005	
9/11/2019	<0.0005	
3/10/2020	<0.0005	
9/15/2020	<0.0005	
3/11/2021	<0.0005	
8/4/2021	<0.0005	
1/31/2022	<0.0005	
8/15/2022	<0.0005	
2/14/2023	<0.0005	
7/26/2023	<0.0005	
2/20/2024	<0.0005	
8/6/2024	<0.0005	
2/26/2025	<0.0005	
8/28/2025	<0.0005	
2/16/2026		<0.0005

ND substitution: RL or RL/2 if <15% NDs.

Prediction Limit

Constituent: Cadmium (mg/L) Analysis Run 6/8/2026 4:38 PM View: Appendix I Intrawell

Plant Bowen Client: Southern Company Data: Bowen 1, 2, 9, & 10

	GWC-45R	GWC-45R
8/24/2007	<0.0005	
10/23/2007	<0.0005	
11/18/2007	<0.0005	
1/15/2008	<0.0005	
3/5/2008	<0.0005	
5/12/2008	<0.0005	
12/2/2008	<0.0005	
4/28/2009	<0.0005	
10/13/2009	<0.0005	
4/21/2010	<0.0005	
10/4/2010	<0.0005	
4/18/2011	<0.0005	
10/5/2011	<0.0005	
5/3/2012	<0.0005	
10/15/2012	<0.0005	
4/16/2013	<0.0005	
10/22/2013	<0.0005	
4/23/2014	<0.0005	
10/1/2014	0.00037 (J)	
4/3/2015	<0.0005	
10/9/2015	<0.0005	
3/16/2016	0.000113 (J)	
5/16/2016	<0.0005	
7/25/2016	<0.0005	
9/19/2016	<0.0005	
11/3/2016	<0.0005	
1/20/2017	<0.0005	
3/29/2017	<0.0005	
6/7/2017	<0.0005	
9/27/2017	<0.0005	
3/15/2018	<0.0005	
9/13/2018	<0.0005	
3/14/2019	<0.0005	
9/11/2019	<0.0005	
3/10/2020	<0.0005	
9/11/2020	<0.0005	
3/11/2021	<0.0005	
8/6/2021	<0.0005	
2/1/2022	<0.0005	
8/12/2022	<0.0005	
2/15/2023	<0.0005	
7/26/2023	<0.0005	
2/20/2024	<0.0005	
8/5/2024	<0.0005	
2/26/2025	<0.0005	
9/2/2025	<0.0005	
2/17/2026		<0.0005

ND substitution: RL or RL/2 if <15% NDs.

Prediction Limit

Constituent: Cadmium (mg/L) Analysis Run 6/8/2026 4:38 PM View: Appendix I Intrawell

Plant Bowen Client: Southern Company Data: Bowen 1, 2, 9, & 10

	GWC-47	GWC-47
3/10/2016	<0.0005	
5/18/2016	<0.0005	
7/27/2016	<0.0005	
9/20/2016	8E-05 (J)	
11/7/2016	<0.0005	
1/23/2017	<0.0005	
3/29/2017	<0.0005	
6/8/2017	<0.0005	
9/27/2017	<0.0005	
3/15/2018	9.3E-05 (J)	
9/13/2018	<0.0005	
3/15/2019	0.00015 (J)	
9/12/2019	<0.0005	
3/9/2020	0.00015 (J)	
9/14/2020	0.00014 (J)	
3/11/2021	0.00018 (J)	
8/5/2021	<0.0005	
2/1/2022	0.00014 (J)	
8/15/2022	<0.0005	
2/15/2023	<0.0005	
7/27/2023	0.00017 (J)	
2/21/2024	0.0002 (J)	
8/5/2024	0.00019 (J)	
2/26/2025	0.00017 (J)	
8/28/2025	0.00013 (J)	
2/17/2026		0.00014 (J)

ND substitution: RL or RL/2 if <15% NDs.

Prediction Limit

Constituent: Cadmium (mg/L) Analysis Run 6/8/2026 4:38 PM View: Appendix I Intrawell

Plant Bowen Client: Southern Company Data: Bowen 1, 2, 9, & 10

	GWC-47R	GWC-47R
3/10/2016	<0.0005	
5/18/2016	<0.0005	
7/27/2016	<0.0005	
9/20/2016	<0.0005	
11/4/2016	<0.0005	
1/20/2017	<0.0005	
3/29/2017	<0.0005	
6/8/2017	<0.0005	
9/27/2017	<0.0005	
3/16/2018	<0.0005	
9/13/2018	<0.0005	
3/19/2019	<0.0005	
9/11/2019	<0.0005	
3/9/2020	<0.0005	
9/15/2020	<0.0005	
3/11/2021	<0.0005	
8/5/2021	<0.0005	
2/1/2022	<0.0005	
8/15/2022	0.00016 (J)	
2/15/2023	<0.0005	
7/27/2023	<0.0005	
2/21/2024	<0.0005	
8/5/2024	<0.0005	
2/26/2025	<0.0005	
9/2/2025	<0.0005	
2/17/2026		<0.0005

ND substitution: RL or RL/2 if <15% NDs.

Prediction Limit

Constituent: Cadmium (mg/L) Analysis Run 6/8/2026 4:38 PM View: Appendix I Intrawell

Plant Bowen Client: Southern Company Data: Bowen 1, 2, 9, & 10

	GWC-48	GWC-48
3/10/2016	0.000148 (J)	
5/17/2016	0.000251 (J)	
7/27/2016	0.0002 (J)	
9/20/2016	0.0002 (J)	
11/4/2016	0.0001 (J)	
1/23/2017	<0.001	
3/28/2017	0.0001 (J)	
6/8/2017	0.0002 (J)	
9/29/2017	0.0002 (J)	
3/15/2018	0.00018 (J)	
9/13/2018	0.00012 (J)	
3/15/2019	0.00018 (J)	
9/11/2019	0.00024 (J)	
3/9/2020	0.00016 (J)	
9/14/2020	0.00019 (J)	
3/11/2021	0.00021 (J)	
8/4/2021	0.0002 (J)	
1/31/2022	0.0002 (J)	
8/15/2022	0.00022 (J)	
2/15/2023	0.00015 (J)	
7/26/2023	0.00033 (J)	
2/21/2024	0.00027 (J)	
8/5/2024	0.00021 (J)	
2/26/2025	0.0003 (J)	
8/29/2025	0.00027 (J)	
2/17/2026		0.00025 (J)

ND substitution: RL or RL/2 if <15% NDs.

Prediction Limit

Constituent: Cadmium (mg/L) Analysis Run 6/8/2026 4:38 PM View: Appendix I Intrawell

Plant Bowen Client: Southern Company Data: Bowen 1, 2, 9, & 10

	GWC-49Z	GWC-49Z
3/17/2016	<0.0005	
5/18/2016	<0.0005	
7/28/2016	<0.0005	
9/21/2016	9E-05 (J)	
11/7/2016	0.0001 (J)	
1/24/2017	0.0002 (J)	
3/30/2017	0.0002 (J)	
6/9/2017	0.0002 (J)	
9/29/2017	0.0002 (J)	
3/15/2018	0.0001 (J)	
9/14/2018	<0.0005	
3/19/2019	<0.0005	
9/11/2019	<0.0005	
3/9/2020	<0.0005	
9/14/2020	<0.0005	
3/15/2021	<0.0005	
8/5/2021	<0.0005	
2/1/2022	<0.0005	
8/15/2022	<0.0005	
2/14/2023	<0.0005	
7/27/2023	<0.0005	
2/21/2024	<0.0005	
8/6/2024	<0.0005	
2/26/2025	<0.0005	
8/29/2025	<0.0005	
2/17/2026		<0.0005

ND substitution: RL or RL/2 if <15% NDs.

Prediction Limit

Constituent: Chromium (mg/L) Analysis Run 6/8/2026 4:38 PM View: Appendix I Intrawell

Plant Bowen Client: Southern Company Data: Bowen 1, 2, 9, & 10

	GWA-1	GWA-1
8/23/2007	<0.005	
10/23/2007	0.011	
11/18/2007	0.038 (O)	
1/30/2008	0.11 (O)	
3/10/2008	0.038 (O)	
5/13/2008	0.012	
12/5/2008	<0.005	
4/15/2009	<0.005	
10/7/2009	0.0065	
5/3/2010	<0.005	
10/12/2010	<0.005	
4/27/2011	<0.005	
10/17/2011	<0.005	
5/2/2012	<0.005	
10/8/2012	<0.005	
4/12/2013	0.0019	
10/16/2013	0.0024	
4/11/2014	0.0011 (J)	
9/30/2014	<0.005	
3/30/2015	0.0047	
10/13/2015	<0.005	
3/22/2016	<0.005	
5/19/2016	<0.005	
7/29/2016	<0.005	
9/23/2016	<0.005	
11/9/2016	0.0011 (J)	
1/30/2017	<0.005	
3/30/2017	<0.005	
6/9/2017	<0.005	
10/2/2017	<0.005	
3/16/2018	<0.005	
9/17/2018	<0.005	
3/20/2019	<0.005	
9/12/2019	<0.005	
3/11/2020	0.0012 (J)	
9/15/2020	<0.005	
3/16/2021	<0.005	
8/9/2021	<0.005	
2/1/2022	<0.005	
8/16/2022	<0.005	
2/16/2023	<0.005	
7/27/2023	<0.005	
2/22/2024	<0.005	
8/7/2024	<0.005	
2/27/2025	<0.005	
9/2/2025	<0.005	
2/18/2026		0.00047 (J)

ND substitution: RL or RL/2 if <15% NDs.

Prediction Limit

Constituent: Chromium (mg/L) Analysis Run 6/8/2026 4:38 PM View: Appendix I Intrawell

Plant Bowen Client: Southern Company Data: Bowen 1, 2, 9, & 10

	GWA-2	GWA-2
8/23/2007	0.0045	
10/24/2007	0.039 (O)	
11/18/2007	0.059 (O)	
1/31/2008	0.0067	
3/11/2008	0.03 (O)	
5/6/2008	0.0062	
12/4/2008	0.009	
4/21/2009	0.0022	
10/7/2009	<0.005	
4/26/2010	<0.005	
10/4/2010	<0.005	
4/13/2011	<0.005	
10/5/2011	<0.005	
4/11/2012	<0.005	
10/9/2012	<0.005	
4/15/2013	0.0013	
10/15/2013	0.0023	
4/22/2014	<0.005	
9/30/2014	<0.005	
3/30/2015	0.0011 (J)	
10/13/2015	<0.005	
3/23/2016	<0.005	
5/20/2016	<0.005	
7/29/2016	0.0006 (J)	
9/23/2016	<0.005	
11/9/2016	<0.005	
1/31/2017	<0.005	
3/30/2017	0.0005 (J)	
6/12/2017	0.0008 (J)	
10/2/2017	<0.005	
3/19/2018	0.0031 (J)	
9/14/2018	<0.005	
3/20/2019	<0.005	
9/12/2019	<0.005	
3/11/2020	0.0025 (J)	
9/15/2020	0.00086 (J)	
3/17/2021	<0.005	
8/9/2021	<0.005	
2/1/2022	<0.005	
8/16/2022	<0.005	
2/16/2023	<0.005	
7/27/2023	<0.005	
2/22/2024	<0.005	
8/7/2024	<0.005	
2/27/2025	<0.005	
9/2/2025	<0.005	
2/18/2026		0.00082 (J)

ND substitution: RL or RL/2 if <15% NDs.

Prediction Limit

Constituent: Chromium (mg/L) Analysis Run 6/8/2026 4:38 PM View: Appendix I Intrawell

Plant Bowen Client: Southern Company Data: Bowen 1, 2, 9, & 10

	GWA-2R	GWA-2R
8/23/2007	<0.005	
10/24/2007	0.0033	
11/18/2007	0.012	
1/31/2008	0.052 (O)	
3/10/2008	0.01	
5/13/2008	0.0068	
12/4/2008	0.0017	
4/21/2009	<0.005	
10/8/2009	<0.005	
4/21/2010	<0.005	
9/28/2010	<0.005	
4/12/2011	<0.005	
10/4/2011	<0.005	
4/3/2012	<0.005	
10/9/2012	<0.005	
4/11/2013	<0.005	
10/16/2013	<0.005	
4/10/2014	<0.005	
9/30/2014	<0.005	
3/30/2015	<0.005	
10/13/2015	<0.005	
3/23/2016	<0.005	
5/19/2016	<0.005	
7/29/2016	0.0005 (J)	
9/22/2016	<0.005	
11/10/2016	<0.005	
1/31/2017	<0.005	
4/3/2017	0.0003 (J)	
6/9/2017	<0.005	
10/2/2017	<0.005	
3/16/2018	<0.005	
9/14/2018	<0.005	
3/19/2019	<0.005	
9/13/2019	<0.005	
3/11/2020	0.0042 (J)	
9/15/2020	<0.005	
3/16/2021	<0.005	
8/9/2021	<0.005	
2/1/2022	<0.005	
8/16/2022	<0.005	
2/16/2023	<0.005	
7/27/2023	<0.005	
2/26/2024	<0.005	
8/6/2024	<0.005	
2/27/2025	<0.005	
9/2/2025	<0.005	
2/18/2026		0.0004 (J)

ND substitution: RL or RL/2 if <15% NDs.

Prediction Limit

Constituent: Chromium (mg/L) Analysis Run 6/8/2026 4:38 PM View: Appendix I Intrawell

Plant Bowen Client: Southern Company Data: Bowen 1, 2, 9, & 10

	GWA-3A	GWA-3A
8/23/2007	<0.005	
11/2/2007	0.027 (O)	
11/18/2007	0.17 (O)	
1/31/2008	0.012	
3/11/2008	0.063 (O)	
5/14/2008	0.057 (O)	
12/5/2008	<0.005	
4/15/2009	<0.005	
10/8/2009	<0.005	
4/28/2010	<0.005	
10/6/2010	<0.005	
4/21/2011	<0.005	
10/13/2011	<0.005	
5/1/2012	<0.005	
10/9/2012	<0.005	
4/11/2013	<0.005	
10/16/2013	0.0013	
4/23/2014	<0.005	
10/4/2014	<0.005	
3/31/2015	<0.005	
10/12/2015	<0.005	
3/23/2016	<0.005	
5/23/2016	<0.005	
7/29/2016	<0.005	
9/22/2016	0.0013 (J)	
11/10/2016	<0.005	
1/31/2017	<0.005	
3/30/2017	<0.005	
6/12/2017	<0.005	
10/4/2017	<0.005	
3/19/2018	<0.005	
9/17/2018	<0.005	
3/20/2019	<0.005	
9/13/2019	0.00073 (J)	
3/11/2020	0.00095 (J)	
3/29/2021	0.00062 (J)	
8/9/2021	<0.005	
2/2/2022	0.0069	
8/16/2022	<0.005	
2/17/2023	<0.005	
8/1/2023	<0.005	
2/22/2024	<0.005	
8/8/2024	<0.005	
2/26/2025	<0.005	
9/2/2025	<0.005	
2/17/2026		0.0008 (J)

ND substitution: RL or RL/2 if <15% NDs.

Prediction Limit

Constituent: Chromium (mg/L) Analysis Run 6/8/2026 4:38 PM View: Appendix I Intrawell

Plant Bowen Client: Southern Company Data: Bowen 1, 2, 9, & 10

	GWA-4RZ	GWA-4RZ
5/20/2009	0.0054	
10/19/2009	<0.005	
4/27/2010	<0.005	
10/4/2010	0.007	
4/14/2011	<0.005	
10/5/2011	<0.005	
4/11/2012	<0.005	
10/2/2012	0.0067	
4/11/2013	0.0046	
10/21/2013	<0.005	
4/23/2014	<0.005	
10/4/2014	0.012	
3/31/2015	0.0027	
10/11/2015	0.0022	
2/22/2017	<0.005	
4/7/2017	<0.005	
6/14/2017	<0.005	
7/12/2017	<0.005	
7/20/2017	<0.005	
7/28/2017	<0.005	
8/9/2017	<0.005	
8/24/2017	<0.005	
10/3/2017	<0.005	
3/21/2018	<0.005	
9/18/2018	<0.005	
3/21/2019	<0.005	
9/13/2019	<0.005	
3/12/2020	<0.005	
9/17/2020	<0.005	
3/16/2021	<0.005	
8/10/2021	<0.005	
2/3/2022	<0.005	
8/17/2022	<0.005	
2/17/2023	<0.005	
7/28/2023	<0.005	
2/27/2024	<0.005	
8/8/2024	<0.005	
2/28/2025	<0.005	
9/3/2025	<0.005	
2/18/2026		<0.005

ND substitution: RL or RL/2 if <15% NDs.

Prediction Limit

Constituent: Chromium (mg/L) Analysis Run 6/8/2026 4:38 PM View: Appendix I Intrawell

Plant Bowen Client: Southern Company Data: Bowen 1, 2, 9, & 10

	GWA-39RZ	GWA-39RZ
2/21/2017	0.001 (J)	
3/27/2017	<0.005	
6/8/2017	<0.005	
7/17/2017	<0.005	
7/27/2017	0.0005 (J)	
8/9/2017	0.0005 (J)	
9/29/2017	0.0006 (J)	
3/16/2018	<0.005	
9/14/2018	<0.005	
3/14/2019	0.004 (J)	
9/11/2019	<0.005	
3/9/2020	0.0016 (J)	
9/16/2020	0.00058 (J)	
3/16/2021	0.0008 (J)	
8/6/2021	<0.005	
2/2/2022	0.0012 (J)	
8/16/2022	<0.005	
2/14/2023	<0.005	
7/25/2023	<0.005	
2/19/2024	<0.005	
8/1/2024	<0.005	
2/26/2025	<0.005	
8/28/2025	<0.005	
2/18/2026		<0.005

ND substitution: RL or RL/2 if <15% NDs.

Prediction Limit

Constituent: Chromium (mg/L) Analysis Run 6/8/2026 4:38 PM View: Appendix I Intrawell

Plant Bowen Client: Southern Company Data: Bowen 1, 2, 9, & 10

	GWA-39Z	GWA-39Z
3/14/2016	<0.005	
5/11/2016	<0.005	
7/19/2016	<0.005	
9/15/2016	<0.005	
11/2/2016	<0.005	
1/18/2017	<0.005	
3/28/2017	0.0004 (J)	
6/7/2017	<0.005	
9/26/2017	<0.005	
3/14/2018	<0.005	
9/12/2018	<0.005	
3/15/2019	<0.005	
9/9/2019	<0.005	
3/9/2020	0.069 (O)	
9/10/2020	<0.005	
3/12/2021	0.00064 (J)	
8/4/2021	<0.005	
1/31/2022	<0.005	
8/10/2022	<0.005	
2/13/2023	<0.005	
7/26/2023	<0.005	
2/19/2024	<0.005	
8/1/2024	<0.005	
2/25/2025	<0.005	
8/28/2025	<0.005	
2/18/2026		0.0004 (J)

ND substitution: RL or RL/2 if <15% NDs.

Prediction Limit

Constituent: Chromium (mg/L) Analysis Run 6/8/2026 4:38 PM View: Appendix I Intrawell

Plant Bowen Client: Southern Company Data: Bowen 1, 2, 9, & 10

	GWA-40	GWA-40
3/15/2016	<0.005	
5/11/2016	<0.005	
7/21/2016	<0.005	
9/15/2016	<0.005	
11/3/2016	<0.005	
1/17/2017	<0.005	
3/24/2017	0.0013 (J)	
5/24/2017	0.0008 (J)	
9/26/2017	0.0005 (J)	
3/14/2018	<0.005	
9/12/2018	<0.005	
3/13/2019	<0.005	
9/9/2019	<0.005	
3/9/2020	0.0009 (J)	
9/11/2020	<0.005	
3/10/2021	0.00075 (J)	
8/4/2021	<0.005	
1/31/2022	<0.005	
8/12/2022	<0.005	
2/13/2023	<0.005	
7/26/2023	<0.005	
2/19/2024	<0.005	
8/1/2024	<0.005	
2/25/2025	<0.005	
8/27/2025	<0.005	
2/16/2026		0.00064 (J)

ND substitution: RL or RL/2 if <15% NDs.

Prediction Limit

Constituent: Chromium (mg/L) Analysis Run 6/8/2026 4:38 PM View: Appendix I Intrawell

Plant Bowen Client: Southern Company Data: Bowen 1, 2, 9, & 10

	GWA-41	GWA-41
3/15/2016	<0.005	
5/12/2016	<0.005	
7/20/2016	<0.005	
9/15/2016	<0.005	
11/3/2016	<0.005	
1/18/2017	<0.005	
3/24/2017	0.0007 (J)	
6/6/2017	<0.005	
9/25/2017	<0.005	
3/14/2018	<0.005	
9/12/2018	<0.005	
3/14/2019	<0.005	
9/10/2019	<0.005	
3/6/2020	0.015	
9/10/2020	<0.005	
3/11/2021	0.0015 (J)	
8/4/2021	<0.005	
1/31/2022	<0.005	
8/11/2022	<0.005	
2/13/2023	<0.005	
7/25/2023	<0.005	
2/19/2024	<0.005	
8/1/2024	<0.005	
2/25/2025	<0.005	
8/28/2025	<0.005	
2/16/2026		0.00044 (J)

ND substitution: RL or RL/2 if <15% NDs.

Prediction Limit

Constituent: Chromium (mg/L) Analysis Run 6/8/2026 4:38 PM View: Appendix I Intrawell

Plant Bowen Client: Southern Company Data: Bowen 1, 2, 9, & 10

	GWA-41R	GWA-41R
3/15/2016	<0.005	
5/13/2016	<0.005	
7/21/2016	<0.005	
9/21/2016	<0.005	
11/3/2016	<0.005	
1/17/2017	<0.005	
3/27/2017	<0.005	
6/6/2017	0.0004 (J)	
9/25/2017	<0.005	
3/14/2018	<0.005	
9/12/2018	<0.005	
3/14/2019	<0.005	
9/10/2019	<0.005	
3/9/2020	0.0004 (J)	
9/10/2020	<0.005	
3/10/2021	<0.005	
8/4/2021	<0.005	
1/31/2022	<0.005	
8/11/2022	<0.005	
2/13/2023	<0.005	
7/25/2023	<0.005	
2/19/2024	<0.005	
8/1/2024	<0.005	
2/25/2025	<0.005	
8/27/2025	<0.005	
2/16/2026		0.00027 (J)

ND substitution: RL or RL/2 if <15% NDs.

Prediction Limit

Constituent: Chromium (mg/L) Analysis Run 6/8/2026 4:38 PM View: Appendix I Intrawell

Plant Bowen Client: Southern Company Data: Bowen 1, 2, 9, & 10

	GWA-42	GWA-42
3/11/2016	<0.005	
5/16/2016	<0.005	
7/22/2016	<0.005	
9/19/2016	<0.005	
11/3/2016	<0.005	
1/17/2017	<0.005	
3/27/2017	<0.005	
6/7/2017	<0.005	
9/26/2017	<0.005	
3/14/2018	<0.005	
9/14/2018	<0.005	
3/14/2019	<0.005	
9/10/2019	<0.005	
3/6/2020	0.00045 (J)	
9/10/2020	<0.005	
3/11/2021	<0.005	
8/4/2021	<0.005	
1/31/2022	<0.005	
8/10/2022	<0.005	
2/13/2023	<0.005	
7/26/2023	<0.005	
2/20/2024	<0.005	
8/1/2024	<0.005	
2/25/2025	<0.005	
8/28/2025	<0.005	
2/16/2026		0.00057 (J)

ND substitution: RL or RL/2 if <15% NDs.

Prediction Limit

Constituent: Chromium (mg/L) Analysis Run 6/8/2026 4:38 PM View: Appendix I Intrawell

Plant Bowen Client: Southern Company Data: Bowen 1, 2, 9, & 10

	GWA-43	GWA-43
3/11/2016	<0.005	
5/13/2016	<0.005	
7/19/2016	<0.005	
9/16/2016	<0.005	
11/2/2016	<0.005	
1/18/2017	<0.005	
3/28/2017	0.0007 (J)	
6/6/2017	0.0004 (J)	
9/22/2017	0.0008 (J)	
3/14/2018	<0.005	
9/12/2018	<0.005	
3/13/2019	<0.005	
9/11/2019	0.00051 (J)	
3/9/2020	0.0033 (J)	
9/11/2020	<0.005	
3/11/2021	<0.005	
8/6/2021	<0.005	
1/31/2022	<0.005	
8/11/2022	<0.005	
2/14/2023	0.0016 (J)	
7/25/2023	<0.005	
2/20/2024	<0.005	
8/2/2024	<0.005	
2/25/2025	<0.005	
8/28/2025	<0.005	
2/16/2026		0.00045 (J)

ND substitution: RL or RL/2 if <15% NDs.

Prediction Limit

Constituent: Chromium (mg/L) Analysis Run 6/8/2026 4:38 PM View: Appendix I Intrawell

Plant Bowen Client: Southern Company Data: Bowen 1, 2, 9, & 10

	GWA-43R	GWA-43R
3/11/2016	0.00212 (J)	
5/13/2016	<0.005	
7/19/2016	0.0006 (J)	
9/16/2016	<0.005	
11/2/2016	<0.005	
1/18/2017	0.0014 (J)	
3/28/2017	0.0011 (J)	
6/6/2017	0.0009 (J)	
9/22/2017	0.0006 (J)	
3/15/2018	0.0017 (J)	
9/12/2018	<0.005	
3/13/2019	<0.005	
9/11/2019	0.00066 (J)	
3/9/2020	0.0014 (J)	
9/14/2020	0.0011 (J)	
3/11/2021	0.0011 (J)	
8/5/2021	<0.005	
1/31/2022	0.0011 (J)	
8/10/2022	<0.005	
2/13/2023	<0.005	
7/25/2023	<0.005	
2/20/2024	<0.005	
8/2/2024	<0.005	
2/25/2025	<0.005	
8/28/2025	<0.005	
2/16/2026		0.00063 (J)

ND substitution: RL or RL/2 if <15% NDs.

Prediction Limit

Constituent: Chromium (mg/L) Analysis Run 6/8/2026 4:38 PM View: Appendix I Intrawell

Plant Bowen Client: Southern Company Data: Bowen 1, 2, 9, & 10

	GWA-50	GWA-50
12/12/2008	<0.005	
4/23/2009	<0.005	
10/6/2009	<0.005	
4/27/2010	<0.005	
9/30/2010	0.0014	
4/14/2011	0.0014	
10/5/2011	<0.005	
4/11/2012	<0.005	
10/2/2012	<0.005	
4/9/2013	<0.005	
10/15/2013	<0.005	
4/10/2014	0.0012 (J)	
10/1/2014	<0.005	
3/30/2015	<0.005	
10/11/2015	<0.005	
3/28/2016	<0.005	
5/23/2016	<0.005	
8/1/2016	0.0004 (J)	
9/26/2016	<0.005	
11/10/2016	<0.005	
1/30/2017	<0.005	
4/7/2017	<0.005	
6/12/2017	<0.005	
10/2/2017	<0.005	
3/16/2018	<0.005	
9/17/2018	<0.005	
3/19/2019	<0.005	
9/13/2019	<0.005	
3/11/2020	0.0011 (J)	
9/16/2020	<0.005	
3/17/2021	<0.005	
8/9/2021	<0.005	
2/1/2022	<0.005	
8/16/2022	<0.005	
2/16/2023	<0.005	
7/28/2023	<0.005	
2/22/2024	<0.005	
8/8/2024	<0.005	
2/27/2025	<0.005	
9/2/2025	<0.005	
2/17/2026		0.00025 (J)

ND substitution: RL or RL/2 if <15% NDs.

Prediction Limit

Constituent: Chromium (mg/L) Analysis Run 6/8/2026 4:38 PM View: Appendix I Intrawell

Plant Bowen Client: Southern Company Data: Bowen 1, 2, 9, & 10

	GWA-50R	GWA-50R
12/12/2008	<0.005	
4/23/2009	0.0031	
10/6/2009	0.0024	
5/3/2010	<0.005	
10/11/2010	0.0028	
4/27/2011	0.0041	
10/19/2011	<0.005	
5/1/2012	<0.005	
10/2/2012	0.0019	
4/10/2013	0.0027	
10/16/2013	0.0029	
4/22/2014	0.0024	
10/1/2014	<0.005	
3/30/2015	0.0022	
10/11/2015	<0.005	
3/28/2016	<0.005	
5/25/2016	<0.005	
8/1/2016	<0.005	
9/26/2016	<0.005	
11/11/2016	0.0053 (J)	
1/30/2017	<0.005	
4/3/2017	0.0005 (J)	
6/12/2017	0.0005 (J)	
10/2/2017	<0.005	
3/16/2018	<0.005	
9/18/2018	<0.005	
3/19/2019	<0.005	
9/12/2019	<0.005	
3/11/2020	<0.005	
9/15/2020	<0.005	
3/17/2021	<0.005	
8/9/2021	<0.005	
2/2/2022	<0.005	
8/17/2022	<0.005	
2/16/2023	<0.005	
7/28/2023	<0.005	
2/22/2024	<0.005	
8/8/2024	<0.005	
2/28/2025	<0.005	
9/2/2025	<0.005	
2/17/2026		0.00034 (J)

ND substitution: RL or RL/2 if <15% NDs.

Prediction Limit

Constituent: Chromium (mg/L) Analysis Run 6/8/2026 4:38 PM View: Appendix I Intrawell

Plant Bowen Client: Southern Company Data: Bowen 1, 2, 9, & 10

	GWC-5	GWC-5
8/23/2007	0.0076	
10/25/2007	0.015	
11/19/2007	0.013	
1/23/2008	0.032 (o)	
3/11/2008	0.024 (o)	
5/12/2008	0.016	
12/11/2008	0.013	
4/15/2009	0.0073	
10/9/2009	0.0037	
5/4/2010	<0.005	
10/12/2010	0.0023	
4/28/2011	0.002	
10/19/2011	0.0015	
5/2/2012	<0.005	
10/9/2012	<0.005	
4/11/2013	0.0015	
10/16/2013	<0.005	
4/23/2014	0.0011 (J)	
10/3/2014	<0.005	
3/31/2015	<0.005	
10/12/2015	<0.005	
3/28/2016	<0.005	
5/25/2016	<0.005	
8/1/2016	<0.005	
9/27/2016	<0.005	
11/11/2016	0.0053 (J)	
1/31/2017	<0.005	
4/3/2017	<0.005	
6/12/2017	0.0005 (J)	
10/3/2017	<0.005	
3/19/2018	<0.005	
9/17/2018	<0.005	
3/20/2019	<0.005	
9/16/2019	<0.005	
3/16/2020	0.00078 (J)	
9/16/2020	<0.005	
3/17/2021	0.00069 (J)	
8/9/2021	<0.005	
2/2/2022	<0.005	
8/16/2022	<0.005	
2/20/2023	<0.005	
7/28/2023	<0.005	
2/26/2024	<0.005	
8/8/2024	<0.005	
2/27/2025	<0.005	
9/3/2025	<0.005	
2/19/2026		0.00048 (J)

ND substitution: RL or RL/2 if <15% NDs.

Prediction Limit

Constituent: Chromium (mg/L) Analysis Run 6/8/2026 4:38 PM View: Appendix I Intrawell

Plant Bowen Client: Southern Company Data: Bowen 1, 2, 9, & 10

	GWC-6	GWC-6
8/22/2007	<0.005	
10/25/2007	0.002	
11/20/2007	0.017	
1/23/2008	0.064 (O)	
3/11/2008	0.013	
5/14/2008	0.027	
12/11/2008	<0.005	
4/23/2009	<0.005	
10/9/2009	0.0014	
5/4/2010	<0.005	
10/11/2010	0.0027	
4/26/2011	0.0015	
10/18/2011	<0.005	
5/2/2012	<0.005	
10/8/2012	<0.005	
4/10/2013	0.0013	
10/8/2013	0.0017	
4/14/2014	0.004	
10/3/2014	0.0017	
4/1/2015	0.0027	
10/9/2015	0.0016	
3/29/2016	0.00363 (J)	
5/24/2016	0.00263 (J)	
8/1/2016	0.0022 (J)	
9/26/2016	0.0014 (J)	
11/18/2016	0.0012 (J)	
2/1/2017	0.0024 (J)	
4/6/2017	0.0016 (J)	
6/13/2017	0.0031 (J)	
10/3/2017	0.0025 (J)	
3/19/2018	0.0035 (J)	
9/17/2018	0.0024 (J)	
3/21/2019	0.0029 (J)	
9/16/2019	0.002 (J)	
3/12/2020	0.0034 (J)	
9/16/2020	0.0022 (J)	
3/17/2021	0.0027 (J)	
8/10/2021	0.0027 (J)	
2/2/2022	0.0026 (J)	
8/17/2022	0.0025 (J)	
2/17/2023	0.0031 (J)	
7/31/2023	0.0024 (J)	
2/26/2024	0.0024 (J)	
8/8/2024	<0.005	
2/27/2025	0.003 (J)	
9/3/2025	0.0014 (J)	
2/20/2026		0.00082 (J)

ND substitution: RL or RL/2 if <15% NDs.

Prediction Limit

Constituent: Chromium (mg/L) Analysis Run 6/8/2026 4:38 PM View: Appendix I Intrawell

Plant Bowen Client: Southern Company Data: Bowen 1, 2, 9, & 10

	GWC-6RZ	GWC-6RZ
5/26/2015	0.0015	
6/18/2015	0.0012 (J)	
7/2/2015	0.0014	
10/9/2015	0.0015	
3/29/2016	<0.005	
5/24/2016	<0.005	
8/1/2016	0.0021 (J)	
9/26/2016	0.002 (J)	
11/14/2016	0.0076 (J,o)	
2/1/2017	0.0017 (J)	
4/6/2017	0.0016 (J)	
6/13/2017	0.0015 (J)	
10/3/2017	0.0018 (J)	
3/20/2018	0.0017 (J)	
9/17/2018	0.002 (J)	
3/21/2019	0.0025 (J)	
9/16/2019	0.002 (J)	
3/12/2020	0.0028 (J)	
9/16/2020	0.0023 (J)	
3/17/2021	0.0021 (J)	
8/10/2021	0.0021 (J)	
2/2/2022	0.0024 (J)	
8/17/2022	0.0024 (J)	
2/17/2023	0.0022 (J)	
7/28/2023	0.0023 (J)	
2/26/2024	0.002 (J)	
8/8/2024	<0.005	
2/27/2025	0.0026 (J)	
9/2/2025	0.0019 (J)	
2/20/2026		0.0018 (J)

ND substitution: RL or RL/2 if <15% NDs.

Prediction Limit

Constituent: Chromium (mg/L) Analysis Run 6/8/2026 4:38 PM View: Appendix I Intrawell

Plant Bowen Client: Southern Company Data: Bowen 1, 2, 9, & 10

	GWC-7Z	GWC-7Z
8/22/2007	<0.005	
10/25/2007	0.0072	
11/20/2007	0.056 (o)	
1/16/2008	0.16 (o)	
3/6/2008	0.067 (o)	
5/13/2008	0.018	
12/13/2008	0.0025	
4/15/2009	0.0022	
10/9/2009	0.0026	
4/27/2010	0.0033	
10/5/2010	0.0023	
4/19/2011	0.0021	
10/12/2011	0.0014	
4/24/2012	<0.005	
10/3/2012	0.0016	
4/9/2013	0.0013	
10/8/2013	0.0034	
4/10/2014	0.0033	
10/2/2014	<0.005	
4/2/2015	<0.005	
10/10/2015	0.0018	
5/31/2016	<0.005	
8/2/2016	<0.005	
9/27/2016	<0.005	
11/21/2016	<0.005	
2/1/2017	<0.005	
4/6/2017	0.0004 (J)	
6/13/2017	<0.005	
7/14/2017	<0.005	
10/3/2017	<0.005	
3/20/2018	<0.005	
9/18/2018	<0.005	
3/21/2019	<0.005	
9/13/2019	<0.005	
3/12/2020	0.0014 (J)	
9/16/2020	<0.005	
3/17/2021	<0.005	
8/10/2021	<0.005	
2/2/2022	<0.005	
8/17/2022	<0.005	
2/20/2023	0.0012 (J)	
7/31/2023	<0.005	
2/26/2024	<0.005	
8/8/2024	<0.005	
2/27/2025	<0.005	
9/3/2025	<0.005	
2/19/2026		0.0013 (J)

ND substitution: RL or RL/2 if <15% NDs.

Prediction Limit

Constituent: Chromium (mg/L) Analysis Run 6/8/2026 4:39 PM View: Appendix I Intrawell

Plant Bowen Client: Southern Company Data: Bowen 1, 2, 9, & 10

	GWC-8RR	GWC-8RR
8/22/2007	<0.005	
10/26/2007	0.0049	
11/20/2007	0.0066	
1/23/2008	0.032	
3/10/2008	0.02	
5/6/2008	0.0047	
12/12/2008	0.024	
4/23/2009	0.0015	
10/8/2009	0.0082	
5/4/2010	0.0081	
10/7/2010	0.013	
4/26/2011	0.0016	
10/18/2011	<0.005	
4/30/2012	<0.005	
10/3/2012	<0.005	
4/8/2013	<0.005	
10/9/2013	0.0019	
4/10/2014	0.0034	
10/2/2014	0.0056	
4/3/2015	0.0022	
10/8/2015	0.0033	
3/30/2016	0.00308 (J)	
5/24/2016	<0.005	
8/2/2016	0.001 (J)	
9/27/2016	<0.005	
11/22/2016	<0.005	
2/6/2017	<0.005	
4/6/2017	0.0008 (J)	
6/14/2017	0.0009 (J)	
10/4/2017	<0.005	
3/21/2018	<0.005	
9/18/2018	<0.005	
3/27/2019	0.0021 (J)	
9/16/2019	0.00046 (J)	
3/12/2020	0.0031 (J)	
9/17/2020	0.00086 (J)	
3/17/2021	0.00079 (J)	
8/10/2021	0.0014 (J)	
2/2/2022	0.0015 (J)	
8/17/2022	0.0011 (J)	
2/21/2023	0.0053	
7/31/2023	<0.005	
2/27/2024	<0.005	
8/12/2024	<0.005	
3/4/2025	<0.005	
9/3/2025	<0.005	
2/19/2026		0.00046 (J)

ND substitution: RL or RL/2 if <15% NDs.

Prediction Limit

Constituent: Chromium (mg/L) Analysis Run 6/8/2026 4:39 PM View: Appendix I Intrawell

Plant Bowen Client: Southern Company Data: Bowen 1, 2, 9, & 10

	GWC-8Z	GWC-8Z
8/22/2007	0.0076	
11/1/2007	0.016	
11/20/2007	0.0059	
1/23/2008	0.049 (o)	
3/10/2008	0.0076	
5/12/2008	0.0039	
12/12/2008	0.0019	
4/22/2009	0.0027	
10/8/2009	0.0025	
4/28/2010	0.0065	
10/7/2010	0.0032	
4/20/2011	0.0056	
10/12/2011	0.0028	
4/30/2012	<0.005	
10/3/2012	0.0031	
4/9/2013	0.0061	
10/9/2013	0.0082	
4/9/2014	0.0055	
10/2/2014	0.006	
4/2/2015	0.0073	
5/26/2015	<0.005	
6/18/2015	0.0024	
7/2/2015	<0.005	
10/8/2015	<0.005	
3/22/2016	0.00302 (J)	
5/25/2016	0.00441 (J)	
8/2/2016	0.0025 (J)	
9/26/2016	0.002 (J)	
11/21/2016	0.0017 (J)	
2/3/2017	0.0018 (J)	
4/7/2017	0.0024 (J)	
6/13/2017	0.0019 (J)	
10/3/2017	0.0022 (J)	
3/20/2018	0.0017 (J)	
9/18/2018	<0.005	
5/6/2019	0.0048 (J)	
9/16/2019	0.002 (J)	
3/16/2020	0.0015 (J)	
9/17/2020	0.0017 (J)	
3/18/2021	0.0015 (J)	
8/10/2021	0.0019 (J)	
2/2/2022	0.0021 (J)	
8/17/2022	0.0014 (J)	
2/20/2023	<0.005	
7/31/2023	0.0016 (J)	
2/26/2024	<0.005	
8/12/2024	<0.005	
2/28/2025	0.0013 (J)	
9/3/2025	0.0014 (J)	
2/19/2026		0.0015 (J)

ND substitution: RL or RL/2 if <15% NDs.

Prediction Limit

Constituent: Chromium (mg/L) Analysis Run 6/8/2026 4:39 PM View: Appendix I Intrawell

Plant Bowen Client: Southern Company Data: Bowen 1, 2, 9, & 10

	GWC-9	GWC-9
8/23/2007	<0.005	
11/1/2007	0.0061	
11/19/2007	0.018	
1/15/2008	0.078 (O)	
3/6/2008	0.054 (O)	
5/13/2008	0.0085	
12/12/2008	0.0023	
4/16/2009	<0.005	
10/13/2009	<0.005	
4/21/2010	<0.005	
9/29/2010	<0.005	
4/13/2011	<0.005	
10/5/2011	<0.005	
4/4/2012	<0.005	
10/8/2012	<0.005	
4/8/2013	<0.005	
10/9/2013	0.0013	
4/9/2014	<0.005	
9/30/2014	<0.005	
4/2/2015	<0.005	
10/10/2015	0.001 (J)	
3/30/2016	<0.005	
5/26/2016	<0.005	
8/5/2016	0.0004 (J)	
9/28/2016	<0.005	
11/21/2016	<0.005	
2/6/2017	<0.005	
4/6/2017	<0.005	
6/13/2017	<0.005	
10/3/2017	<0.005	
3/20/2018	<0.005	
9/18/2018	<0.005	
3/21/2019	<0.005	
9/16/2019	<0.005	
3/12/2020	0.00045 (J)	
9/17/2020	<0.005	
3/18/2021	<0.005	
8/10/2021	<0.005	
2/2/2022	<0.005	
8/17/2022	<0.005	
2/21/2023	<0.005	
7/31/2023	<0.005	
2/27/2024	<0.005	
8/12/2024	<0.005	
2/28/2025	<0.005	
9/3/2025	<0.005	
2/18/2026		0.00034 (J)

ND substitution: RL or RL/2 if <15% NDs.

Prediction Limit

Constituent: Chromium (mg/L) Analysis Run 6/8/2026 4:39 PM View: Appendix I Intrawell

Plant Bowen Client: Southern Company Data: Bowen 1, 2, 9, & 10

	GWC-10	GWC-10
8/21/2007	0.0015	
11/1/2007	0.011	
11/20/2007	0.042 (O)	
1/30/2008	0.034	
3/6/2008	0.027	
5/12/2008	0.015	
12/13/2008	0.0036	
4/29/2009	<0.005	
10/20/2009	<0.005	
4/26/2010	<0.005	
9/29/2010	0.0034	
4/13/2011	<0.005	
10/5/2011	0.0032	
4/4/2012	<0.005	
10/3/2012	0.0047	
4/3/2013	0.0014	
10/15/2013	0.002	
4/9/2014	<0.005	
10/2/2014	<0.005	
4/2/2015	<0.005	
10/10/2015	0.0013	
3/31/2016	<0.005	
5/26/2016	<0.005	
8/5/2016	0.0009 (J)	
9/28/2016	<0.005	
11/22/2016	0.0024 (J)	
2/7/2017	0.0015 (J)	
4/10/2017	0.003 (J)	
6/14/2017	0.0006 (J)	
10/4/2017	0.0027 (J)	
3/20/2018	<0.005	
9/18/2018	<0.005	
3/22/2019	<0.005	
9/17/2019	0.0009 (J)	
3/12/2020	0.00047 (J)	
9/17/2020	0.0011 (J)	
3/18/2021	0.00068 (J)	
8/10/2021	<0.005	
2/4/2022	<0.005	
8/17/2022	0.0013 (J)	
2/20/2023	<0.005	
7/31/2023	0.0019 (J)	
2/27/2024	<0.005	
8/12/2024	<0.005	
2/28/2025	<0.005	
9/3/2025	0.0021 (J)	
2/19/2026		0.0032 (J)

ND substitution: RL or RL/2 if <15% NDs.

Prediction Limit

Constituent: Chromium (mg/L) Analysis Run 6/8/2026 4:39 PM View: Appendix I Intrawell

Plant Bowen Client: Southern Company Data: Bowen 1, 2, 9, & 10

	GWC-10R	GWC-10R
8/21/2007	0.036 (O)	
11/1/2007	0.01	
11/20/2007	0.0039	
1/30/2008	0.019 (O)	
3/6/2008	<0.005	
5/8/2008	0.01	
12/14/2008	0.0038	
4/29/2009	<0.005	
10/21/2009	<0.005	
4/21/2010	<0.005	
9/28/2010	<0.005	
4/12/2011	<0.005	
10/4/2011	0.0019	
4/3/2012	<0.005	
10/8/2012	<0.005	
4/3/2013	<0.005	
10/15/2013	<0.005	
4/9/2014	<0.005	
10/2/2014	<0.005	
4/2/2015	<0.005	
10/12/2015	<0.005	
3/31/2016	<0.005	
5/26/2016	<0.005	
8/3/2016	0.0004 (J)	
9/28/2016	<0.005	
11/22/2016	<0.005	
2/7/2017	0.0019 (J)	
4/10/2017	0.0005 (J)	
6/14/2017	<0.005	
10/4/2017	<0.005	
3/21/2018	<0.005	
9/18/2018	<0.005	
3/22/2019	<0.005	
9/17/2019	0.00067 (J)	
3/12/2020	<0.005	
9/17/2020	<0.005	
3/18/2021	0.002 (J)	
8/11/2021	<0.005	
2/4/2022	<0.005	
8/18/2022	<0.005	
2/20/2023	<0.005	
7/31/2023	<0.005	
2/27/2024	<0.005	
8/12/2024	<0.005	
3/3/2025	<0.005	
9/3/2025	<0.005	
2/19/2026		0.00035 (J)

ND substitution: RL or RL/2 if <15% NDs.

Prediction Limit

Constituent: Chromium (mg/L) Analysis Run 6/8/2026 4:39 PM View: Appendix I Intrawell

Plant Bowen Client: Southern Company Data: Bowen 1, 2, 9, & 10

	GWC-11	GWC-11
8/21/2007	<0.005	
11/1/2007	<0.005	
11/18/2007	<0.005	
1/30/2008	<0.005	
3/5/2008	<0.005	
5/7/2008	0.025 (O)	
12/14/2008	0.0021	
4/29/2009	0.011	
10/22/2009	0.01	
4/21/2010	0.0053	
9/28/2010	0.0076	
4/12/2011	0.0095	
10/4/2011	0.0091	
4/3/2012	0.0076	
10/3/2012	0.0039	
4/3/2013	<0.005	
10/9/2013	0.0089	
4/2/2014	<0.005	
10/2/2014	<0.005	
4/1/2015	0.0062	
10/11/2015	<0.005	
4/4/2016	0.00656 (J)	
5/26/2016	0.00752 (J)	
8/3/2016	0.0067 (J)	
9/28/2016	0.0082 (J)	
11/22/2016	0.0045 (J)	
2/8/2017	0.0101	
4/10/2017	0.0094 (J)	
6/15/2017	0.009 (J)	
10/4/2017	0.0008 (J)	
3/21/2018	0.0079 (J)	
9/18/2018	0.0081 (J)	
3/23/2019	<0.005	
9/17/2019	0.0079 (J)	
3/12/2020	0.00084 (J)	
9/21/2020	0.0081 (J)	
3/19/2021	0.0073	
8/11/2021	<0.005	
2/4/2022	0.0071	
8/18/2022	<0.005	
2/20/2023	0.0015 (J)	
8/1/2023	0.0074	
2/28/2024	0.0074	
8/13/2024	<0.005	
3/4/2025	0.0072	
9/3/2025	0.0074	
2/19/2026		0.0096

ND substitution: RL or RL/2 if <15% NDs.

Prediction Limit

Constituent: Chromium (mg/L) Analysis Run 6/8/2026 4:39 PM View: Appendix I Intrawell

Plant Bowen Client: Southern Company Data: Bowen 1, 2, 9, & 10

	GWC-11R	GWC-11R
8/21/2007	0.037	
11/1/2007	0.04	
11/18/2007	0.045	
1/30/2008	0.041	
3/6/2008	0.042	
5/7/2008	0.029	
12/14/2008	0.032	
4/29/2009	0.017	
10/22/2009	0.022	
4/21/2010	0.021	
9/29/2010	0.024	
4/13/2011	0.014	
10/4/2011	0.017	
4/4/2012	0.014	
10/3/2012	0.0033	
4/3/2013	0.017	
10/9/2013	0.015	
4/2/2014	0.014	
10/2/2014	0.0048	
4/1/2015	0.0084	
10/11/2015	0.019	
4/4/2016	0.00728 (J)	
5/26/2016	0.00553 (J)	
8/4/2016	0.0071 (J)	
9/28/2016	0.0093 (J)	
11/22/2016	0.0058 (J)	
2/8/2017	0.0072 (J)	
4/10/2017	0.0062 (J)	
6/15/2017	0.0066 (J)	
10/4/2017	0.0079 (J)	
3/22/2018	0.0062 (J)	
9/18/2018	0.0062 (J)	
3/23/2019	0.0048 (J)	
9/17/2019	0.0042 (J)	
3/12/2020	0.0042 (J)	
9/21/2020	0.0056 (J)	
3/19/2021	0.0079	
8/11/2021	0.0042 (J)	
2/4/2022	0.0042 (J)	
8/18/2022	0.0046 (J)	
2/20/2023	0.0037 (J)	
8/1/2023	0.005 (J)	
2/28/2024	0.0037 (J)	
8/12/2024	0.004 (J)	
3/3/2025	0.0039 (J)	
9/3/2025	0.0048 (J)	
2/20/2026		0.0044 (J)

Prediction Limit

Constituent: Chromium (mg/L) Analysis Run 6/8/2026 4:39 PM View: Appendix I Intrawell

Plant Bowen Client: Southern Company Data: Bowen 1, 2, 9, & 10

	GWC-12	GWC-12
8/21/2007	0.0013	
11/1/2007	<0.005	
11/19/2007	0.0056	
1/16/2008	0.039 (O)	
3/5/2008	0.03 (O)	
5/13/2008	0.0057	
12/13/2008	<0.005	
4/16/2009	<0.005	
10/21/2009	0.0015	
4/27/2010	0.0036	
10/5/2010	<0.005	
4/19/2011	0.003	
10/12/2011	<0.005	
4/24/2012	<0.005	
10/2/2012	<0.005	
4/2/2013	0.0018	
10/9/2013	<0.005	
4/1/2014	<0.005	
10/2/2014	<0.005	
4/1/2015	<0.005	
10/14/2015	<0.005	
4/4/2016	<0.005	
5/27/2016	<0.005	
8/3/2016	<0.005	
9/30/2016	<0.005	
11/22/2016	<0.005	
2/13/2017	<0.005	
4/11/2017	<0.005	
6/14/2017	<0.005	
10/4/2017	<0.005	
3/22/2018	<0.005	
9/18/2018	<0.005	
3/23/2019	<0.005	
9/17/2019	<0.005	
3/12/2020	<0.005	
9/21/2020	<0.005	
3/19/2021	<0.005	
8/11/2021	<0.005	
2/2/2022	<0.005	
8/18/2022	<0.005	
2/21/2023	<0.005	
8/1/2023	0.0016 (J)	
2/27/2024	<0.005	
8/12/2024	<0.005	
3/4/2025	<0.005	
9/3/2025	<0.005	
2/18/2026		<0.005

ND substitution: RL or RL/2 if <15% NDs.

Prediction Limit

Constituent: Chromium (mg/L) Analysis Run 6/8/2026 4:39 PM View: Appendix I Intrawell

Plant Bowen Client: Southern Company Data: Bowen 1, 2, 9, & 10

	GWC-13	GWC-13
8/21/2007	0.0019	
11/1/2007	0.01	
11/19/2007	0.021	
1/31/2008	0.035	
3/5/2008	0.012	
5/12/2008	0.02	
12/13/2008	0.014	
4/28/2009	0.0079	
10/21/2009	0.0092	
4/28/2010	0.0086	
10/5/2010	0.0085	
4/19/2011	0.0089	
10/18/2011	0.0093	
4/25/2012	0.0075	
10/2/2012	0.017	
4/2/2013	0.0097	
10/8/2013	0.011	
4/1/2014	0.0074	
10/1/2014	0.0049	
4/1/2015	0.0072	
10/15/2015	0.0077	
4/4/2016	0.00615 (J)	
5/31/2016	0.00588 (J)	
8/4/2016	0.0056 (J)	
9/29/2016	0.0065 (J)	
11/28/2016	0.0064 (J)	
2/9/2017	0.0078 (J)	
4/12/2017	0.0077 (J)	
6/16/2017	0.0072 (J)	
10/9/2017	0.0079 (J)	
3/21/2018	0.0055 (J)	
9/19/2018	0.0059 (J)	
3/23/2019	0.0058 (J)	
9/18/2019	0.0063 (J)	
3/13/2020	0.0054 (J)	
9/22/2020	0.0062 (J)	
3/18/2021	0.0058	
8/11/2021	0.0074	
2/17/2022	0.0053	
8/18/2022	0.0044 (J)	
2/22/2023	0.0038 (J)	
8/1/2023	0.0047 (J)	
2/27/2024	0.0038 (J)	
8/12/2024	0.003 (J)	
3/3/2025	0.0035 (J)	
9/3/2025	0.0035 (J)	
2/19/2026		0.0041 (J)

Prediction Limit

Constituent: Chromium (mg/L) Analysis Run 6/8/2026 4:39 PM View: Appendix I Intrawell

Plant Bowen Client: Southern Company Data: Bowen 1, 2, 9, & 10

	GWC-13RZ	GWC-13RZ
8/21/2007	<0.005	
11/1/2007	0.0042	
11/19/2007	0.0049	
1/31/2008	<0.005	
3/5/2008	<0.005	
5/7/2008	<0.005	
12/12/2008	0.019 (O)	
4/29/2009	0.002	
10/21/2009	0.002	
4/28/2010	0.0049	
10/6/2010	<0.005	
4/20/2011	<0.005	
10/12/2011	<0.005	
4/25/2012	<0.005	
10/2/2012	0.0015	
4/2/2013	0.0017	
10/8/2013	<0.005	
4/1/2014	<0.005	
10/1/2014	<0.005	
3/31/2015	<0.005	
10/14/2015	<0.005	
4/4/2016	<0.005	
6/1/2016	<0.005	
2/22/2017	0.0012 (J)	
4/11/2017	0.0033 (J)	
6/16/2017	<0.005	
7/12/2017	<0.005	
7/28/2017	<0.005	
8/10/2017	<0.005	
10/6/2017	<0.005	
3/23/2018	<0.005	
9/20/2018	<0.005	
3/22/2019	<0.005	
9/19/2019	<0.005	
3/17/2020	0.002 (J)	
9/22/2020	<0.005	
3/19/2021	<0.005	
8/12/2021	<0.005	
2/4/2022	<0.005	
8/19/2022	<0.005	
2/22/2023	0.0024 (J)	
8/2/2023	<0.005	
2/28/2024	<0.005	
8/13/2024	<0.005	
3/4/2025	<0.005	
9/4/2025	<0.005	
2/20/2026		<0.005

ND substitution: RL or RL/2 if <15% NDs.

Prediction Limit

Constituent: Chromium (mg/L) Analysis Run 6/8/2026 4:39 PM View: Appendix I Intrawell

Plant Bowen Client: Southern Company Data: Bowen 1, 2, 9, & 10

	GWC-14Z	GWC-14Z
8/24/2007	0.083 (O)	
11/2/2007	0.0071	
11/17/2007	0.012	
1/15/2008	0.043 (O)	
3/5/2008	0.0044	
5/7/2008	0.0084	
12/2/2008	0.0056	
4/16/2009	0.0042	
10/20/2009	0.0037	
4/20/2010	<0.005	
9/29/2010	0.0028	
4/12/2011	<0.005	
10/4/2011	0.0015	
4/4/2012	<0.005	
10/10/2012	0.0029	
4/15/2013	0.0036	
10/22/2013	0.0048	
4/21/2014	0.0043	
9/30/2014	0.0037	
4/3/2015	0.016	
10/7/2015	0.0092	
4/5/2016	0.00605 (J)	
6/1/2016	0.006 (J)	
8/9/2016	0.0072 (J)	
11/28/2016	<0.005	
2/9/2017	<0.005	
4/11/2017	0.0005 (J)	
6/14/2017	0.0006 (J)	
7/12/2017	0.0005 (J)	
10/5/2017	0.0006 (J)	
3/22/2018	<0.005	
9/19/2018	<0.005	
3/22/2019	<0.005	
9/17/2019	0.00046 (J)	
3/13/2020	0.00093 (J)	
9/21/2020	<0.005	
3/18/2021	0.0023 (J)	
8/11/2021	<0.005	
2/4/2022	<0.005	
8/18/2022	<0.005	
2/22/2023	<0.005	
8/1/2023	<0.005	
2/28/2024	<0.005	
8/13/2024	<0.005	
3/3/2025	<0.005	
9/4/2025	<0.005	
2/24/2026		0.00024 (J)

ND substitution: RL or RL/2 if <15% NDs.

Prediction Limit

Constituent: Chromium (mg/L) Analysis Run 6/8/2026 4:39 PM View: Appendix I Intrawell

Plant Bowen Client: Southern Company Data: Bowen 1, 2, 9, & 10

	GWC-15R	GWC-15R
8/23/2007	0.014	
11/2/2007	0.0036	
11/17/2007	0.031 (O)	
1/15/2008	0.011	
3/6/2008	0.0027	
5/7/2008	0.008	
12/2/2008	0.0059	
4/28/2009	<0.005	
10/19/2009	<0.005	
4/27/2010	<0.005	
10/4/2010	0.0013	
4/18/2011	<0.005	
10/12/2011	0.0014	
4/23/2012	<0.005	
10/10/2012	<0.005	
4/15/2013	0.0021	
10/22/2013	<0.005	
4/21/2014	0.0011 (J)	
9/30/2014	<0.005	
4/3/2015	<0.005	
10/7/2015	<0.005	
4/5/2016	<0.005	
5/31/2016	<0.005	
8/4/2016	0.0005 (J)	
9/29/2016	<0.005	
11/23/2016	<0.005	
2/10/2017	<0.005	
4/12/2017	0.0005 (J)	
6/15/2017	0.0005 (J)	
10/6/2017	<0.005	
3/23/2018	<0.005	
9/19/2018	<0.005	
3/25/2019	<0.005	
9/17/2019	0.00044 (J)	
3/13/2020	0.0011 (J)	
9/21/2020	0.0016 (J)	
3/18/2021	0.00089 (J)	
8/11/2021	<0.005	
2/4/2022	<0.005	
8/19/2022	<0.005	
2/22/2023	<0.005	
8/2/2023	<0.005	
2/28/2024	<0.005	
8/13/2024	<0.005	
3/3/2025	<0.005	
9/4/2025	<0.005	
2/24/2026		0.00055 (J)

ND substitution: RL or RL/2 if <15% NDs.

Prediction Limit

Constituent: Chromium (mg/L) Analysis Run 6/8/2026 4:39 PM View: Appendix I Intrawell

Plant Bowen Client: Southern Company Data: Bowen 1, 2, 9, & 10

	GWC-15Z	GWC-15Z
8/24/2007	0.061 (O)	
11/2/2007	0.078 (O)	
11/18/2007	0.085 (O)	
1/15/2008	0.079 (O)	
3/10/2008	0.062 (O)	
5/13/2008	0.044 (O)	
12/2/2008	0.027	
4/28/2009	0.016	
10/20/2009	0.018	
4/27/2010	0.012	
10/5/2010	0.0067	
4/19/2011	0.0081	
10/12/2011	<0.005	
4/25/2012	<0.005	
10/10/2012	<0.005	
4/16/2013	0.0029	
10/22/2013	<0.005	
4/21/2014	<0.005	
9/30/2014	<0.005	
4/3/2015	<0.005	
10/6/2015	<0.005	
4/5/2016	<0.005	
5/31/2016	<0.005	
11/23/2016	<0.005	
2/10/2017	<0.005	
4/11/2017	0.0007 (J)	
6/15/2017	0.0005 (J)	
7/12/2017	0.0008 (J)	
7/26/2017	0.0006 (J)	
10/6/2017	0.0008 (J)	
3/23/2018	<0.005	
9/19/2018	<0.005	
3/22/2019	<0.005	
9/17/2019	0.00064 (J)	
3/13/2020	0.0012 (J)	
9/21/2020	0.00089 (J)	
3/18/2021	0.00078 (J)	
8/11/2021	<0.005	
2/7/2022	0.0011 (J)	
8/19/2022	<0.005	
2/22/2023	0.0014 (J)	
8/1/2023	<0.005	
2/28/2024	<0.005	
8/13/2024	<0.005	
3/3/2025	<0.005	
9/4/2025	<0.005	
2/24/2026		0.00063 (J)

ND substitution: RL or RL/2 if <15% NDs.

Prediction Limit

Constituent: Chromium (mg/L) Analysis Run 6/8/2026 4:39 PM View: Appendix I Intrawell

Plant Bowen Client: Southern Company Data: Bowen 1, 2, 9, & 10

	GWC-44	GWC-44
3/16/2016	<0.005	
5/16/2016	<0.005	
7/25/2016	<0.005	
9/19/2016	<0.005	
11/3/2016	<0.005	
1/19/2017	<0.005	
3/28/2017	<0.005	
6/5/2017	<0.005	
9/26/2017	<0.005	
3/15/2018	<0.005	
9/12/2018	<0.005	
3/14/2019	<0.005	
9/11/2019	<0.005	
3/10/2020	0.00074 (J)	
9/15/2020	<0.005	
3/11/2021	<0.005	
8/4/2021	<0.005	
1/31/2022	<0.005	
8/15/2022	<0.005	
2/14/2023	0.0015 (J)	
7/26/2023	<0.005	
2/20/2024	<0.005	
8/6/2024	<0.005	
2/26/2025	<0.005	
8/28/2025	<0.005	
2/16/2026		0.00034 (J)

ND substitution: RL or RL/2 if <15% NDs.

Prediction Limit

Constituent: Chromium (mg/L) Analysis Run 6/8/2026 4:39 PM View: Appendix I Intrawell

Plant Bowen Client: Southern Company Data: Bowen 1, 2, 9, & 10

	GWC-45	GWC-45
8/24/2007	0.002	
10/23/2007	0.0056	
11/18/2007	0.38 (o)	
1/15/2008	0.66 (o)	
3/5/2008	0.22 (o)	
5/14/2008	0.19 (o)	
12/2/2008	0.0019	
4/28/2009	<0.005	
10/20/2009	<0.005	
4/20/2010	<0.005	
9/28/2010	<0.005	
4/12/2011	<0.005	
10/4/2011	<0.005	
4/3/2012	<0.005	
10/15/2012	<0.005	
4/16/2013	<0.005	
10/22/2013	<0.005	
4/23/2014	<0.005	
10/1/2014	<0.005	
4/3/2015	<0.005	
10/7/2015	<0.005	
3/16/2016	<0.005	
5/16/2016	<0.005	
7/25/2016	<0.005	
9/19/2016	<0.005	
11/4/2016	<0.005	
1/23/2017	<0.005	
3/29/2017	<0.005	
6/7/2017	<0.005	
9/27/2017	<0.005	
3/15/2018	<0.005	
9/13/2018	<0.005	
3/14/2019	<0.005	
9/11/2019	<0.005	
3/10/2020	0.0007 (J)	
9/11/2020	<0.005	
3/11/2021	<0.005	
8/6/2021	<0.005	
2/1/2022	<0.005	
8/12/2022	<0.005	
2/15/2023	<0.005	
7/26/2023	<0.005	
2/20/2024	<0.005	
8/5/2024	<0.005	
2/26/2025	<0.005	
9/2/2025	<0.005	
2/17/2026		0.00029 (J)

ND substitution: RL or RL/2 if <15% NDs.

Prediction Limit

Constituent: Chromium (mg/L) Analysis Run 6/8/2026 4:39 PM View: Appendix I Intrawell

Plant Bowen Client: Southern Company Data: Bowen 1, 2, 9, & 10

	GWC-45R	GWC-45R
8/24/2007	0.0022	
10/23/2007	0.011	
11/18/2007	0.0065	
1/15/2008	0.025	
3/5/2008	<0.005	
5/12/2008	0.0048	
12/2/2008	<0.005	
4/28/2009	<0.005	
10/13/2009	<0.005	
4/21/2010	<0.005	
10/4/2010	<0.005	
4/18/2011	<0.005	
10/5/2011	<0.005	
5/3/2012	<0.005	
10/15/2012	<0.005	
4/16/2013	<0.005	
10/22/2013	<0.005	
4/23/2014	<0.005	
10/1/2014	<0.005	
4/3/2015	<0.005	
10/9/2015	<0.005	
3/16/2016	<0.005	
5/16/2016	<0.005	
7/25/2016	<0.005	
9/19/2016	<0.005	
11/3/2016	<0.005	
1/20/2017	<0.005	
3/29/2017	<0.005	
6/7/2017	0.0004 (J)	
9/27/2017	<0.005	
3/15/2018	<0.005	
9/13/2018	<0.005	
3/14/2019	<0.005	
9/11/2019	<0.005	
3/10/2020	0.00092 (J)	
9/11/2020	0.00067 (J)	
3/11/2021	<0.005	
8/6/2021	<0.005	
2/1/2022	<0.005	
8/12/2022	<0.005	
2/15/2023	0.0058	
7/26/2023	<0.005	
2/20/2024	<0.005	
8/5/2024	<0.005	
2/26/2025	<0.005	
9/2/2025	<0.005	
2/17/2026		0.00054 (J)

ND substitution: RL or RL/2 if <15% NDs.

Prediction Limit

Constituent: Chromium (mg/L) Analysis Run 6/8/2026 4:39 PM View: Appendix I Intrawell

Plant Bowen Client: Southern Company Data: Bowen 1, 2, 9, & 10

	GWC-46R	GWC-46R
3/10/2016	<0.01	
5/17/2016	<0.01	
7/26/2016	0.0017 (J)	
9/20/2016	0.0015 (J)	
11/4/2016	0.0016 (J)	
1/20/2017	0.0018 (J)	
3/28/2017	0.0024 (J)	
6/7/2017	0.0018 (J)	
9/29/2017	0.0033 (J)	
3/15/2018	0.0021 (J)	
9/13/2018	0.0041 (J)	
3/18/2019	0.0022 (J)	
9/11/2019	0.0038 (J)	
3/10/2020	0.0035 (J)	
9/14/2020	0.006 (J)	
3/11/2021	0.0059	
5/26/2021	0.0052	
8/5/2021	0.0057	
1/31/2022	0.0051	
8/15/2022	0.006	
2/14/2023	0.005 (J)	
7/26/2023	0.0073	
2/21/2024	0.0066	
8/5/2024	0.005 (J)	
2/26/2025	0.0039 (J)	
8/29/2025	0.0046 (J)	
9/24/2025	0.0049 (J)	
2/16/2026		0.0043 (J)

ND substitution: RL or RL/2 if <15% NDs.

Prediction Limit

Constituent: Chromium (mg/L) Analysis Run 6/8/2026 4:39 PM View: Appendix I Intrawell

Plant Bowen Client: Southern Company Data: Bowen 1, 2, 9, & 10

	GWC-47	GWC-47
3/10/2016	0.00202 (J)	
5/18/2016	0.00248 (J)	
7/27/2016	0.0021 (J)	
9/20/2016	0.002 (J)	
11/7/2016	0.0023 (J)	
1/23/2017	0.0011 (J)	
3/29/2017	0.0012 (J)	
6/8/2017	0.0015 (J)	
9/27/2017	0.0021 (J)	
3/15/2018	0.0023 (J)	
9/13/2018	<0.005	
3/15/2019	<0.005	
9/12/2019	0.0014 (J)	
3/9/2020	0.0012 (J)	
9/14/2020	0.0022 (J)	
3/11/2021	0.0013 (J)	
8/5/2021	0.0014 (J)	
2/1/2022	0.0015 (J)	
8/15/2022	0.0015 (J)	
2/15/2023	0.0018 (J)	
7/27/2023	0.0014 (J)	
2/21/2024	0.0021 (J)	
8/5/2024	<0.005	
2/26/2025	0.0021 (J)	
8/28/2025	0.0014 (J)	
2/17/2026		0.0022 (J)

ND substitution: RL or RL/2 if <15% NDs.

Prediction Limit

Constituent: Chromium (mg/L) Analysis Run 6/8/2026 4:39 PM View: Appendix I Intrawell

Plant Bowen Client: Southern Company Data: Bowen 1, 2, 9, & 10

	GWC-47R	GWC-47R
3/10/2016	0.00668 (J)	
5/18/2016	0.00606	
7/27/2016	0.0023 (J)	
9/20/2016	0.0021 (J)	
11/4/2016	0.0016 (J)	
1/20/2017	0.0016 (J)	
3/29/2017	0.001 (J)	
6/8/2017	0.0024 (J)	
9/27/2017	0.0021 (J)	
3/16/2018	0.003 (J)	
9/13/2018	0.0017 (J)	
3/19/2019	0.018 (o)	
9/11/2019	0.0015 (J)	
3/9/2020	0.0023 (J)	
9/15/2020	0.0017 (J)	
3/11/2021	0.0019 (J)	
8/5/2021	0.0022 (J)	
2/1/2022	0.0022 (J)	
8/15/2022	0.0013 (J)	
2/15/2023	0.0027 (J)	
7/27/2023	0.0028 (J)	
2/21/2024	0.0046 (J)	
8/5/2024	<0.005	
2/26/2025	0.004 (J)	
9/2/2025	0.0025 (J)	
2/17/2026		0.002 (J)

ND substitution: RL or RL/2 if <15% NDs.

Prediction Limit

Constituent: Chromium (mg/L) Analysis Run 6/8/2026 4:39 PM View: Appendix I Intrawell

Plant Bowen Client: Southern Company Data: Bowen 1, 2, 9, & 10

	GWC-48	GWC-48
3/10/2016	0.00207 (J)	
5/17/2016	<0.005	
7/27/2016	0.0017 (J)	
9/20/2016	0.0024 (J)	
11/4/2016	0.0013 (J)	
1/23/2017	<0.005	
3/28/2017	0.0015 (J)	
6/8/2017	0.0016 (J)	
9/29/2017	0.002 (J)	
3/15/2018	<0.005	
9/13/2018	<0.005	
3/15/2019	0.0023 (J)	
9/11/2019	0.0016 (J)	
3/9/2020	0.0023 (J)	
9/14/2020	0.0024 (J)	
3/11/2021	0.0021 (J)	
8/4/2021	0.0018 (J)	
1/31/2022	0.002 (J)	
8/15/2022	0.0019 (J)	
2/15/2023	0.0019 (J)	
7/26/2023	0.002 (J)	
2/21/2024	<0.005	
8/5/2024	<0.005	
2/26/2025	0.0013 (J)	
8/29/2025	0.0018 (J)	
2/17/2026		0.0013 (J)

ND substitution: RL or RL/2 if <15% NDs.

Prediction Limit

Constituent: Chromium (mg/L) Analysis Run 6/8/2026 4:39 PM View: Appendix I Intrawell

Plant Bowen Client: Southern Company Data: Bowen 1, 2, 9, & 10

	GWC-49R	GWC-49R
3/17/2016	<0.005	
5/18/2016	<0.005	
7/27/2016	0.0006 (J)	
9/21/2016	0.0011 (J)	
11/4/2016	<0.005	
1/24/2017	<0.005	
3/29/2017	0.0004 (J)	
6/8/2017	0.0005 (J)	
9/29/2017	0.0005 (J)	
3/15/2018	<0.005	
9/13/2018	<0.005	
3/18/2019	<0.005	
9/11/2019	0.00063 (J)	
3/11/2020	0.0012 (J)	
9/11/2020	<0.005	
3/15/2021	0.00076 (J)	
8/11/2021	<0.005	
2/1/2022	<0.005	
8/15/2022	<0.005	
2/14/2023	<0.005	
7/27/2023	<0.005	
2/21/2024	<0.005	
8/6/2024	<0.005	
2/26/2025	<0.005	
8/29/2025	<0.005	
2/17/2026		0.0006 (J)

ND substitution: RL or RL/2 if <15% NDs.

Prediction Limit

Constituent: Chromium (mg/L) Analysis Run 6/8/2026 4:39 PM View: Appendix I Intrawell

Plant Bowen Client: Southern Company Data: Bowen 1, 2, 9, & 10

	GWC-49Z	GWC-49Z
3/17/2016	0.00778 (J)	
5/18/2016	<0.005	
7/28/2016	0.0014 (J)	
9/21/2016	0.0009 (J)	
11/7/2016	<0.005	
1/24/2017	<0.005	
3/30/2017	<0.005	
6/9/2017	<0.005	
9/29/2017	<0.005	
3/15/2018	<0.005	
9/14/2018	<0.005	
3/19/2019	0.0017 (J)	
9/11/2019	0.002 (J)	
3/9/2020	0.00096 (J)	
9/14/2020	<0.005	
3/15/2021	<0.005	
8/5/2021	<0.005	
2/1/2022	<0.005	
8/15/2022	<0.005	
2/14/2023	<0.005	
7/27/2023	<0.005	
2/21/2024	<0.005	
8/6/2024	<0.005	
2/26/2025	<0.005	
8/29/2025	<0.005	
2/17/2026		0.00032 (J)

ND substitution: RL or RL/2 if <15% NDs.

Prediction Limit

Constituent: Cobalt (mg/L) Analysis Run 6/8/2026 4:39 PM View: Appendix I Intrawell

Plant Bowen Client: Southern Company Data: Bowen 1, 2, 9, & 10

	GWA-1	GWA-1
8/23/2007	<0.005	
10/23/2007	<0.005	
11/18/2007	<0.005	
1/30/2008	0.0045	
3/10/2008	<0.005	
5/13/2008	<0.005	
12/5/2008	<0.005	
4/15/2009	<0.005	
10/7/2009	0.0041	
5/3/2010	<0.005	
10/12/2010	<0.005	
4/27/2011	<0.005	
10/17/2011	<0.005	
5/2/2012	<0.005	
10/8/2012	<0.005	
4/12/2013	<0.005	
10/16/2013	<0.005	
4/11/2014	<0.005	
9/30/2014	<0.005	
3/30/2015	0.0012 (J)	
10/13/2015	<0.005	
3/22/2016	<0.005	
5/19/2016	<0.005	
7/29/2016	0.0004 (J)	
9/23/2016	<0.005	
11/9/2016	<0.005	
1/30/2017	<0.005	
3/30/2017	<0.005	
6/9/2017	<0.005	
10/2/2017	<0.005	
3/16/2018	<0.005	
9/17/2018	<0.005	
3/20/2019	0.00078 (J)	
9/12/2019	0.00047 (J)	
3/11/2020	0.00037 (J)	
9/15/2020	0.00048 (J)	
3/16/2021	<0.005	
8/9/2021	<0.005	
2/1/2022	<0.005	
8/16/2022	<0.005	
2/16/2023	<0.005	
7/27/2023	<0.005	
2/22/2024	<0.005	
8/7/2024	<0.005	
2/27/2025	<0.005	
9/2/2025	<0.005	
2/18/2026		<0.005

ND substitution: RL or RL/2 if <15% NDs.

Prediction Limit

Constituent: Cobalt (mg/L) Analysis Run 6/8/2026 4:39 PM View: Appendix I Intrawell

Plant Bowen Client: Southern Company Data: Bowen 1, 2, 9, & 10

	GWA-2	GWA-2
8/23/2007	<0.005	
10/24/2007	0.013	
11/18/2007	0.0041	
1/31/2008	<0.005	
3/11/2008	<0.005	
5/6/2008	<0.005	
12/4/2008	0.012	
4/21/2009	<0.005	
10/7/2009	<0.005	
4/26/2010	<0.005	
10/4/2010	<0.005	
4/13/2011	<0.005	
10/5/2011	<0.005	
4/11/2012	<0.005	
10/9/2012	<0.005	
4/15/2013	<0.005	
10/15/2013	<0.005	
4/22/2014	<0.005	
9/30/2014	<0.005	
3/30/2015	<0.005	
10/13/2015	<0.005	
3/23/2016	<0.005	
5/20/2016	<0.005	
7/29/2016	<0.005	
9/23/2016	<0.005	
11/9/2016	<0.005	
1/31/2017	<0.005	
3/30/2017	<0.005	
6/12/2017	<0.005	
10/2/2017	<0.005	
3/19/2018	<0.005	
9/14/2018	<0.005	
3/20/2019	<0.005	
9/12/2019	<0.005	
3/11/2020	<0.005	
9/15/2020	<0.005	
3/17/2021	<0.005	
8/9/2021	<0.005	
2/1/2022	<0.005	
8/16/2022	<0.005	
2/16/2023	<0.005	
7/27/2023	<0.005	
2/22/2024	<0.005	
8/7/2024	<0.005	
2/27/2025	<0.005	
9/2/2025	<0.005	
2/18/2026		<0.005

ND substitution: RL or RL/2 if <15% NDs.

Prediction Limit

Constituent: Cobalt (mg/L) Analysis Run 6/8/2026 4:39 PM View: Appendix I Intrawell

Plant Bowen Client: Southern Company Data: Bowen 1, 2, 9, & 10

	GWA-2R	GWA-2R
8/23/2007	<0.005	
10/24/2007	<0.005	
11/18/2007	<0.005	
1/31/2008	0.0083 (O)	
3/10/2008	<0.005	
5/13/2008	<0.005	
12/4/2008	<0.005	
4/21/2009	<0.005	
10/8/2009	<0.005	
4/21/2010	<0.005	
9/28/2010	<0.005	
4/12/2011	<0.005	
10/4/2011	<0.005	
4/3/2012	<0.005	
10/9/2012	<0.005	
4/11/2013	<0.005	
10/16/2013	<0.005	
4/10/2014	<0.005	
9/30/2014	<0.005	
3/30/2015	<0.005	
10/13/2015	<0.005	
3/23/2016	<0.005	
5/19/2016	<0.005	
7/29/2016	<0.005	
9/22/2016	<0.005	
11/10/2016	<0.005	
1/31/2017	<0.005	
4/3/2017	<0.005	
6/9/2017	<0.005	
10/2/2017	<0.005	
3/16/2018	<0.005	
9/14/2018	<0.005	
3/19/2019	<0.005	
9/13/2019	<0.005	
3/11/2020	<0.005	
9/15/2020	0.001 (J)	
3/16/2021	<0.005	
8/9/2021	0.0016 (J)	
2/1/2022	0.00093 (J)	
8/16/2022	0.0004 (J)	
2/16/2023	0.00065 (J)	
7/27/2023	<0.005	
2/26/2024	<0.005	
8/6/2024	<0.005	
2/27/2025	<0.005	
9/2/2025	<0.005	
2/18/2026		<0.005

ND substitution: RL or RL/2 if <15% NDs.

Prediction Limit

Constituent: Cobalt (mg/L) Analysis Run 6/8/2026 4:39 PM View: Appendix I Intrawell

Plant Bowen Client: Southern Company Data: Bowen 1, 2, 9, & 10

	GWA-3A	GWA-3A
8/23/2007	0.0033	
11/2/2007	0.0046	
11/18/2007	0.0057	
1/31/2008	0.0055	
3/11/2008	0.0033	
5/14/2008	0.0044	
12/5/2008	0.0035	
4/15/2009	<0.005	
10/8/2009	<0.005	
4/28/2010	<0.005	
10/6/2010	<0.005	
4/21/2011	<0.005	
10/13/2011	<0.005	
5/1/2012	<0.005	
10/9/2012	<0.005	
4/11/2013	<0.005	
10/16/2013	<0.005	
4/23/2014	0.00074 (J)	
10/4/2014	0.00081 (J)	
3/31/2015	0.0021	
10/12/2015	0.00078 (J)	
3/23/2016	<0.005	
5/23/2016	<0.005	
7/29/2016	0.0007 (J)	
9/22/2016	0.0007 (J)	
11/10/2016	0.0007 (J)	
1/31/2017	0.0007 (J)	
3/30/2017	0.0007 (J)	
6/12/2017	0.0007 (J)	
10/4/2017	0.0006 (J)	
3/19/2018	0.00059 (J)	
9/17/2018	0.00057 (J)	
3/20/2019	<0.005	
9/13/2019	0.00046 (J)	
3/11/2020	0.00041 (J)	
3/29/2021	<0.005	
8/9/2021	<0.005	
2/2/2022	<0.005	
8/16/2022	<0.005	
2/17/2023	<0.005	
8/1/2023	<0.005	
2/22/2024	<0.005	
8/8/2024	<0.005	
2/26/2025	<0.005	
9/2/2025	<0.005	
2/17/2026		<0.005

ND substitution: RL or RL/2 if <15% NDs.

Prediction Limit

Constituent: Cobalt (mg/L) Analysis Run 6/8/2026 4:39 PM View: Appendix I Intrawell

Plant Bowen Client: Southern Company Data: Bowen 1, 2, 9, & 10

	GWA-4RZ	GWA-4RZ
5/20/2009	<0.01	
10/19/2009	<0.01	
4/27/2010	<0.01	
10/4/2010	0.0058	
4/14/2011	<0.01	
10/5/2011	<0.01	
4/11/2012	<0.01	
10/2/2012	0.0022	
4/11/2013	0.002	
10/21/2013	<0.01	
4/23/2014	<0.01	
10/4/2014	0.0052	
3/31/2015	0.0007 (J)	
10/11/2015	0.00073 (J)	
2/22/2017	<0.01	
4/7/2017	0.0018 (J)	
6/14/2017	0.0045 (J)	
7/12/2017	0.0046 (J)	
7/20/2017	0.0109	
7/28/2017	0.0104	
8/9/2017	0.0022 (J)	
8/24/2017	0.0076 (J)	
10/3/2017	0.0028 (J)	
3/21/2018	0.014	
9/18/2018	0.017	
3/21/2019	0.022	
9/13/2019	0.02	
3/12/2020	0.013	
9/17/2020	0.019	
3/16/2021	0.015	
8/10/2021	0.011	
2/3/2022	0.0059	
8/17/2022	0.015	
2/17/2023	0.017	
7/28/2023	0.02	
2/27/2024	0.017	
8/8/2024	0.0056	
2/28/2025	0.019	
9/3/2025	0.015	
2/18/2026		0.018

ND substitution: RL or RL/2 if <15% NDs.

Prediction Limit

Constituent: Cobalt (mg/L) Analysis Run 6/8/2026 4:39 PM View: Appendix I Intrawell

Plant Bowen Client: Southern Company Data: Bowen 1, 2, 9, & 10

	GWA-39Z	GWA-39Z
3/14/2016	0.00503 (J)	
5/11/2016	0.0114	
7/19/2016	0.0013 (J)	
9/15/2016	0.002 (J)	
11/2/2016	0.0005 (J)	
1/18/2017	0.0015 (J)	
3/28/2017	0.0025 (J)	
6/7/2017	0.0023 (J)	
9/26/2017	0.0011 (J)	
3/14/2018	0.00058 (J)	
9/12/2018	<0.005	
3/15/2019	<0.005	
9/9/2019	<0.005	
3/9/2020	0.00075 (J)	
9/10/2020	<0.005	
3/12/2021	0.00079 (J)	
8/4/2021	<0.005	
1/31/2022	<0.005	
8/10/2022	<0.005	
2/13/2023	<0.005	
7/26/2023	<0.005	
2/19/2024	<0.005	
8/1/2024	<0.005	
2/25/2025	<0.005	
8/28/2025	<0.005	
2/18/2026		<0.005

ND substitution: RL or RL/2 if <15% NDs.

Prediction Limit

Constituent: Cobalt (mg/L) Analysis Run 6/8/2026 4:39 PM View: Appendix I Intrawell

Plant Bowen Client: Southern Company Data: Bowen 1, 2, 9, & 10

	GWA-41R	GWA-41R
3/15/2016	<0.005	
5/13/2016	<0.005	
7/21/2016	0.0006 (J)	
9/21/2016	<0.005	
11/3/2016	<0.005	
1/17/2017	<0.005	
3/27/2017	0.0005 (J)	
6/6/2017	<0.005	
9/25/2017	0.0006 (J)	
3/14/2018	<0.005	
9/12/2018	0.0011 (J)	
3/14/2019	<0.005	
9/10/2019	<0.005	
3/9/2020	<0.005	
9/10/2020	<0.005	
3/10/2021	<0.005	
8/4/2021	<0.005	
1/31/2022	<0.005	
8/11/2022	<0.005	
2/13/2023	<0.005	
7/25/2023	0.00053 (J)	
2/19/2024	<0.005	
8/1/2024	0.0011 (J)	
2/25/2025	<0.005	
8/27/2025	<0.005	
2/16/2026		0.00047 (J)

ND substitution: RL or RL/2 if <15% NDs.

Prediction Limit

Constituent: Cobalt (mg/L) Analysis Run 6/8/2026 4:39 PM View: Appendix I Intrawell

Plant Bowen Client: Southern Company Data: Bowen 1, 2, 9, & 10

	GWA-42	GWA-42
3/11/2016	<0.005	
5/16/2016	<0.005	
7/22/2016	0.0004 (J)	
9/19/2016	<0.005	
11/3/2016	<0.005	
1/17/2017	<0.005	
3/27/2017	<0.005	
6/7/2017	<0.005	
9/26/2017	<0.005	
3/14/2018	<0.005	
9/14/2018	<0.005	
3/14/2019	<0.005	
9/10/2019	<0.005	
3/6/2020	0.00039 (J)	
9/10/2020	<0.005	
3/11/2021	<0.005	
8/4/2021	<0.005	
1/31/2022	<0.005	
8/10/2022	<0.005	
2/13/2023	0.00039 (J)	
7/26/2023	<0.005	
2/20/2024	<0.005	
8/1/2024	<0.005	
2/25/2025	<0.005	
8/28/2025	<0.005	
2/16/2026		<0.005

ND substitution: RL or RL/2 if <15% NDs.

Prediction Limit

Constituent: Cobalt (mg/L) Analysis Run 6/8/2026 4:39 PM View: Appendix I Intrawell

Plant Bowen Client: Southern Company Data: Bowen 1, 2, 9, & 10

	GWA-43	GWA-43
3/11/2016	<0.005	
5/13/2016	<0.005	
7/19/2016	<0.005	
9/16/2016	<0.005	
11/2/2016	<0.005	
1/18/2017	<0.005	
3/28/2017	<0.005	
6/6/2017	<0.005	
9/22/2017	<0.005	
3/14/2018	<0.005	
9/12/2018	<0.005	
3/13/2019	<0.005	
9/11/2019	<0.005	
3/9/2020	0.00039 (J)	
9/11/2020	<0.005	
3/11/2021	<0.005	
8/6/2021	<0.005	
1/31/2022	<0.005	
8/11/2022	<0.005	
2/14/2023	<0.005	
7/25/2023	<0.005	
2/20/2024	<0.005	
8/2/2024	<0.005	
2/25/2025	<0.005	
8/28/2025	<0.005	
2/16/2026		0.00015 (J)

ND substitution: RL or RL/2 if <15% NDs.

Prediction Limit

Constituent: Cobalt (mg/L) Analysis Run 6/8/2026 4:39 PM View: Appendix I Intrawell

Plant Bowen Client: Southern Company Data: Bowen 1, 2, 9, & 10

	GWA-50R	GWA-50R
12/12/2008	<0.005	
4/23/2009	0.0029	
10/6/2009	<0.005	
5/3/2010	<0.005	
10/11/2010	<0.005	
4/27/2011	0.0028	
10/19/2011	<0.005	
5/1/2012	<0.005	
10/2/2012	<0.005	
4/10/2013	0.0014	
10/16/2013	0.0014	
4/22/2014	0.0013	
10/1/2014	<0.005	
3/30/2015	0.00079 (J)	
10/11/2015	<0.005	
3/28/2016	<0.005	
5/25/2016	<0.005	
8/1/2016	<0.005	
9/26/2016	<0.005	
11/11/2016	<0.005	
1/30/2017	<0.005	
4/3/2017	<0.005	
6/12/2017	<0.005	
10/2/2017	<0.005	
3/16/2018	<0.005	
9/18/2018	<0.005	
3/19/2019	<0.005	
9/12/2019	<0.005	
3/11/2020	<0.005	
9/15/2020	<0.005	
3/17/2021	<0.005	
8/9/2021	<0.005	
2/2/2022	<0.005	
8/17/2022	<0.005	
2/16/2023	<0.005	
7/28/2023	<0.005	
2/22/2024	<0.005	
8/8/2024	<0.005	
2/28/2025	<0.005	
9/2/2025	<0.005	
2/17/2026		<0.005

ND substitution: RL or RL/2 if <15% NDs.

Prediction Limit

Constituent: Cobalt (mg/L) Analysis Run 6/8/2026 4:39 PM View: Appendix I Intrawell

Plant Bowen Client: Southern Company Data: Bowen 1, 2, 9, & 10

	GWC-5	GWC-5
8/23/2007	<0.005	
10/25/2007	<0.005	
11/19/2007	<0.005	
1/23/2008	0.0073	
3/11/2008	0.0025	
5/12/2008	<0.005	
12/11/2008	<0.005	
4/15/2009	<0.005	
10/9/2009	<0.005	
5/4/2010	<0.005	
10/12/2010	<0.005	
4/28/2011	<0.005	
10/19/2011	<0.005	
5/2/2012	<0.005	
10/9/2012	0.0024	
4/11/2013	0.002	
10/16/2013	0.0023	
4/23/2014	0.003	
10/3/2014	0.0034	
3/31/2015	0.00079 (J)	
10/12/2015	0.00063 (J)	
3/28/2016	<0.005	
5/25/2016	<0.005	
8/1/2016	0.0005 (J)	
9/27/2016	<0.005	
11/11/2016	0.0006 (J)	
1/31/2017	0.0007 (J)	
4/3/2017	0.0005 (J)	
6/12/2017	0.0004 (J)	
10/3/2017	0.0003 (J)	
3/19/2018	<0.005	
9/17/2018	<0.005	
3/20/2019	<0.005	
9/16/2019	<0.005	
3/16/2020	0.00031 (J)	
9/16/2020	<0.005	
3/17/2021	<0.005	
8/9/2021	<0.005	
2/2/2022	<0.005	
8/16/2022	<0.005	
2/20/2023	<0.005	
7/28/2023	<0.005	
2/26/2024	<0.005	
8/8/2024	<0.005	
2/27/2025	<0.005	
9/3/2025	<0.005	
2/19/2026		0.00015 (J)

ND substitution: RL or RL/2 if <15% NDs.

Prediction Limit

Constituent: Cobalt (mg/L) Analysis Run 6/8/2026 4:39 PM View: Appendix I Intrawell

Plant Bowen Client: Southern Company Data: Bowen 1, 2, 9, & 10

	GWC-6	GWC-6
8/22/2007	<0.005	
10/25/2007	0.0038	
11/20/2007	<0.005	
1/23/2008	0.0047	
3/11/2008	<0.005	
5/14/2008	<0.005	
12/11/2008	<0.005	
4/23/2009	<0.005	
10/9/2009	<0.005	
5/4/2010	<0.005	
10/11/2010	<0.005	
4/26/2011	<0.005	
10/18/2011	<0.005	
5/2/2012	<0.005	
10/8/2012	<0.005	
4/10/2013	<0.005	
10/8/2013	<0.005	
4/14/2014	0.00063 (J)	
10/3/2014	0.00071 (J)	
4/1/2015	<0.005	
10/9/2015	<0.005	
3/29/2016	<0.005	
5/24/2016	<0.005	
8/1/2016	<0.005	
9/26/2016	<0.005	
11/18/2016	<0.005	
2/1/2017	<0.005	
4/6/2017	<0.005	
6/13/2017	<0.005	
10/3/2017	<0.005	
3/19/2018	<0.005	
9/17/2018	<0.005	
3/21/2019	<0.005	
9/16/2019	<0.005	
3/12/2020	<0.005	
9/16/2020	<0.005	
3/17/2021	<0.005	
8/10/2021	<0.005	
2/2/2022	<0.005	
8/17/2022	<0.005	
2/17/2023	<0.005	
7/31/2023	<0.005	
2/26/2024	<0.005	
8/8/2024	<0.005	
2/27/2025	<0.005	
9/3/2025	<0.005	
2/20/2026		<0.005

ND substitution: RL or RL/2 if <15% NDs.

Prediction Limit

Constituent: Cobalt (mg/L) Analysis Run 6/8/2026 4:39 PM View: Appendix I Intrawell

Plant Bowen Client: Southern Company Data: Bowen 1, 2, 9, & 10

	GWC-7Z	GWC-7Z
8/22/2007	<0.005	
10/25/2007	<0.005	
11/20/2007	<0.005	
1/16/2008	0.0055	
3/6/2008	0.0036	
5/13/2008	<0.005	
12/13/2008	0.0044	
4/15/2009	0.0029	
10/9/2009	<0.005	
4/27/2010	<0.005	
10/5/2010	<0.005	
4/19/2011	<0.005	
10/12/2011	<0.005	
4/24/2012	<0.005	
10/3/2012	<0.005	
4/9/2013	<0.005	
10/8/2013	0.0033	
4/10/2014	0.0035	
10/2/2014	<0.005	
4/2/2015	<0.005	
10/10/2015	0.0015	
5/31/2016	<0.005	
8/2/2016	0.0018 (J)	
9/27/2016	0.0011 (J)	
11/21/2016	0.0008 (J)	
2/1/2017	0.0008 (J)	
4/6/2017	0.0008 (J)	
6/13/2017	0.0007 (J)	
7/14/2017	0.0005 (J)	
10/3/2017	0.0007 (J)	
3/20/2018	0.00076 (J)	
9/18/2018	0.00055 (J)	
3/21/2019	0.00059 (J)	
9/13/2019	0.00099 (J)	
3/12/2020	0.00031 (J)	
9/16/2020	0.00072 (J)	
3/17/2021	0.00045 (J)	
8/10/2021	0.00087 (J)	
2/2/2022	0.00042 (J)	
8/17/2022	<0.005	
2/20/2023	<0.005	
7/31/2023	<0.005	
2/26/2024	<0.005	
8/8/2024	<0.005	
2/27/2025	<0.005	
9/3/2025	<0.005	
2/19/2026		0.00012 (J)

ND substitution: RL or RL/2 if <15% NDs.

Prediction Limit

Constituent: Cobalt (mg/L) Analysis Run 6/8/2026 4:39 PM View: Appendix I Intrawell

Plant Bowen Client: Southern Company Data: Bowen 1, 2, 9, & 10

	GWC-8RR	GWC-8RR
8/22/2007	<0.005	
10/26/2007	<0.005	
11/20/2007	<0.005	
1/23/2008	<0.005	
3/10/2008	0.0034	
5/6/2008	<0.005	
12/12/2008	0.016	
4/23/2009	<0.005	
10/8/2009	0.0056	
5/4/2010	0.0075	
10/7/2010	0.0059	
4/26/2011	<0.005	
10/18/2011	<0.005	
4/30/2012	<0.005	
10/3/2012	<0.005	
4/8/2013	<0.005	
10/9/2013	<0.005	
4/10/2014	0.00077 (J)	
10/2/2014	<0.005	
4/3/2015	<0.005	
10/8/2015	0.0014	
3/30/2016	<0.005	
5/24/2016	<0.005	
8/2/2016	<0.005	
9/27/2016	<0.005	
11/22/2016	<0.005	
2/6/2017	<0.005	
4/6/2017	<0.005	
6/14/2017	<0.005	
10/4/2017	<0.005	
3/21/2018	<0.005	
9/18/2018	<0.005	
3/27/2019	<0.005	
9/16/2019	<0.005	
3/12/2020	<0.005	
9/17/2020	<0.005	
3/17/2021	<0.005	
8/10/2021	<0.005	
2/2/2022	<0.005	
8/17/2022	<0.005	
2/21/2023	<0.005	
7/31/2023	<0.005	
2/27/2024	<0.005	
8/12/2024	<0.005	
3/4/2025	<0.005	
9/3/2025	<0.005	
2/19/2026		<0.005

ND substitution: RL or RL/2 if <15% NDs.

Prediction Limit

Constituent: Cobalt (mg/L) Analysis Run 6/8/2026 4:39 PM View: Appendix I Intrawell

Plant Bowen Client: Southern Company Data: Bowen 1, 2, 9, & 10

	GWC-8Z	GWC-8Z
8/22/2007	<0.005	
11/1/2007	<0.005	
11/20/2007	<0.005	
1/23/2008	0.011	
3/10/2008	<0.005	
5/12/2008	<0.005	
12/12/2008	0.018	
4/22/2009	<0.005	
10/8/2009	<0.005	
4/28/2010	<0.005	
10/7/2010	<0.005	
4/20/2011	<0.005	
10/12/2011	<0.005	
4/30/2012	<0.005	
10/3/2012	<0.005	
4/9/2013	<0.005	
10/9/2013	<0.005	
4/9/2014	<0.005	
10/2/2014	<0.005	
4/2/2015	<0.005	
5/26/2015	0.0018	
6/18/2015	0.0018	
7/2/2015	0.0013	
10/8/2015	<0.005	
3/22/2016	<0.005	
5/25/2016	<0.005	
8/2/2016	<0.005	
9/26/2016	<0.005	
11/21/2016	<0.005	
2/3/2017	<0.005	
4/7/2017	<0.005	
6/13/2017	<0.005	
10/3/2017	<0.005	
3/20/2018	<0.005	
9/18/2018	<0.005	
5/6/2019	<0.005	
9/16/2019	<0.005	
3/16/2020	<0.005	
9/17/2020	<0.005	
3/18/2021	<0.005	
8/10/2021	<0.005	
2/2/2022	<0.005	
8/17/2022	<0.005	
2/20/2023	<0.005	
7/31/2023	<0.005	
2/26/2024	<0.005	
8/12/2024	<0.005	
2/28/2025	<0.005	
9/3/2025	<0.005	
2/19/2026		<0.005

ND substitution: RL or RL/2 if <15% NDs.

Prediction Limit

Constituent: Cobalt (mg/L) Analysis Run 6/8/2026 4:39 PM View: Appendix I Intrawell

Plant Bowen Client: Southern Company Data: Bowen 1, 2, 9, & 10

	GWC-9	GWC-9
8/23/2007	<0.005	
11/1/2007	<0.005	
11/19/2007	0.0034	
1/15/2008	0.0067	
3/6/2008	0.13 (O)	
5/13/2008	<0.005	
12/12/2008	0.0042	
4/16/2009	0.0047	
10/13/2009	0.0037	
4/21/2010	<0.005	
9/29/2010	<0.005	
4/13/2011	<0.005	
10/5/2011	<0.005	
4/4/2012	<0.005	
10/8/2012	<0.005	
4/8/2013	<0.005	
10/9/2013	0.0013	
4/9/2014	0.0006 (J)	
9/30/2014	<0.005	
4/2/2015	0.00064 (J)	
10/10/2015	0.0017	
3/30/2016	<0.005	
5/26/2016	<0.005	
8/5/2016	<0.005	
9/28/2016	<0.005	
11/21/2016	<0.005	
2/6/2017	<0.005	
4/6/2017	<0.005	
6/13/2017	<0.005	
10/3/2017	<0.005	
3/20/2018	<0.005	
9/18/2018	<0.005	
3/21/2019	<0.005	
9/16/2019	<0.005	
3/12/2020	0.00044 (J)	
9/17/2020	<0.005	
3/18/2021	<0.005	
8/10/2021	<0.005	
2/2/2022	0.00043 (J)	
8/17/2022	0.00043 (J)	
2/21/2023	0.00043 (J)	
7/31/2023	<0.005	
2/27/2024	0.0004 (J)	
8/12/2024	<0.005	
2/28/2025	<0.005	
9/3/2025	<0.005	
2/18/2026		0.00015 (J)

ND substitution: RL or RL/2 if <15% NDs.

Prediction Limit

Constituent: Cobalt (mg/L) Analysis Run 6/8/2026 4:39 PM View: Appendix I Intrawell

Plant Bowen Client: Southern Company Data: Bowen 1, 2, 9, & 10

	GWC-10	GWC-10
8/21/2007	<0.005	
11/1/2007	<0.005	
11/20/2007	0.0046	
1/30/2008	0.0079	
3/6/2008	0.0037	
5/12/2008	<0.005	
12/13/2008	0.013	
4/29/2009	<0.005	
10/20/2009	<0.005	
4/26/2010	<0.005	
9/29/2010	<0.005	
4/13/2011	<0.005	
10/5/2011	<0.005	
4/4/2012	<0.005	
10/3/2012	0.0018	
4/3/2013	0.0014	
10/15/2013	0.0018	
4/9/2014	0.0007 (J)	
10/2/2014	<0.005	
4/2/2015	<0.005	
10/10/2015	<0.005	
3/31/2016	<0.005	
5/26/2016	<0.005	
8/5/2016	<0.005	
9/28/2016	<0.005	
11/22/2016	0.0006 (J)	
2/7/2017	0.0017 (J)	
4/10/2017	<0.005	
6/14/2017	<0.005	
10/4/2017	<0.005	
3/20/2018	0.0021 (J)	
9/18/2018	<0.005	
3/22/2019	0.0011 (J)	
9/17/2019	<0.005	
3/12/2020	0.0017 (J)	
9/17/2020	<0.005	
3/18/2021	0.001 (J)	
8/10/2021	0.00075 (J)	
2/4/2022	0.0018 (J)	
8/17/2022	0.00051 (J)	
2/20/2023	0.0026 (J)	
7/31/2023	0.0007 (J)	
2/27/2024	0.0015 (J)	
8/12/2024	0.00067 (J)	
2/28/2025	0.0029 (J)	
9/3/2025	<0.005	
2/19/2026		0.00083 (J)

ND substitution: RL or RL/2 if <15% NDs.

Prediction Limit

Constituent: Cobalt (mg/L) Analysis Run 6/8/2026 4:39 PM View: Appendix I Intrawell

Plant Bowen Client: Southern Company Data: Bowen 1, 2, 9, & 10

	GWC-11	GWC-11
8/21/2007	0.0031	
11/1/2007	0.0034	
11/18/2007	0.0045	
1/30/2008	0.0027	
3/5/2008	<0.005	
5/7/2008	<0.005	
12/14/2008	<0.005	
4/29/2009	<0.005	
10/22/2009	<0.005	
4/21/2010	<0.005	
9/28/2010	<0.005	
4/12/2011	<0.005	
10/4/2011	<0.005	
4/3/2012	<0.005	
10/3/2012	0.0037	
4/3/2013	<0.005	
10/9/2013	<0.005	
4/2/2014	0.0036	
10/2/2014	0.016	
4/1/2015	<0.005	
10/11/2015	<0.005	
4/4/2016	<0.005	
5/26/2016	<0.005	
8/3/2016	<0.005	
9/28/2016	<0.005	
11/22/2016	<0.005	
2/8/2017	<0.005	
4/10/2017	<0.005	
6/15/2017	<0.005	
10/4/2017	<0.005	
3/21/2018	<0.005	
9/18/2018	<0.005	
3/23/2019	<0.005	
9/17/2019	<0.005	
3/12/2020	<0.005	
9/21/2020	<0.005	
3/19/2021	<0.005	
8/11/2021	<0.005	
2/4/2022	<0.005	
8/18/2022	<0.005	
2/20/2023	<0.005	
8/1/2023	<0.005	
2/28/2024	<0.005	
8/13/2024	<0.005	
3/4/2025	<0.005	
9/3/2025	<0.005	
2/19/2026		<0.005

ND substitution: RL or RL/2 if <15% NDs.

Prediction Limit

Constituent: Cobalt (mg/L) Analysis Run 6/8/2026 4:39 PM View: Appendix I Intrawell

Plant Bowen Client: Southern Company Data: Bowen 1, 2, 9, & 10

	GWC-11R	GWC-11R
8/21/2007	<0.005	
11/1/2007	<0.005	
11/18/2007	<0.005	
1/30/2008	<0.005	
3/6/2008	0.11 (O)	
5/7/2008	<0.005	
12/14/2008	<0.005	
4/29/2009	<0.005	
10/22/2009	<0.005	
4/21/2010	<0.005	
9/29/2010	<0.005	
4/13/2011	<0.005	
10/4/2011	<0.005	
4/4/2012	<0.005	
10/3/2012	<0.005	
4/3/2013	<0.005	
10/9/2013	<0.005	
4/2/2014	<0.005	
10/2/2014	<0.005	
4/1/2015	0.0026	
10/11/2015	0.00065 (J)	
4/4/2016	<0.005	
5/26/2016	<0.005	
8/4/2016	<0.005	
9/28/2016	<0.005	
11/22/2016	<0.005	
2/8/2017	<0.005	
4/10/2017	<0.005	
6/15/2017	<0.005	
10/4/2017	<0.005	
3/22/2018	<0.005	
9/18/2018	<0.005	
3/23/2019	<0.005	
9/17/2019	<0.005	
3/12/2020	<0.005	
9/21/2020	<0.005	
3/19/2021	<0.005	
8/11/2021	<0.005	
2/4/2022	<0.005	
8/18/2022	<0.005	
2/20/2023	<0.005	
8/1/2023	<0.005	
2/28/2024	<0.005	
8/12/2024	<0.005	
3/3/2025	<0.005	
9/3/2025	<0.005	
2/20/2026		<0.005

ND substitution: RL or RL/2 if <15% NDs.

Prediction Limit

Constituent: Cobalt (mg/L) Analysis Run 6/8/2026 4:39 PM View: Appendix I Intrawell

Plant Bowen Client: Southern Company Data: Bowen 1, 2, 9, & 10

	GWC-12	GWC-12
8/21/2007	<0.0013	
11/1/2007	0.0041	
11/19/2007	0.0055	
1/16/2008	0.008	
3/5/2008	0.98 (O)	
5/13/2008	0.01	
12/13/2008	0.0073	
4/16/2009	0.0033	
10/21/2009	0.0039	
4/27/2010	0.0044	
10/5/2010	0.005	
4/19/2011	0.0039	
10/12/2011	0.0032	
4/24/2012	<0.0013	
10/2/2012	<0.0013	
4/2/2013	0.0038	
10/9/2013	0.003	
4/1/2014	0.0027	
10/2/2014	0.0027	
4/1/2015	0.0028	
10/14/2015	0.003	
4/4/2016	0.00351 (J)	
5/27/2016	0.00332 (J)	
8/3/2016	0.003 (J)	
9/30/2016	0.0035 (J)	
11/22/2016	0.0027 (J)	
2/13/2017	0.003 (J)	
4/11/2017	0.0031 (J)	
6/14/2017	0.0031 (J)	
10/4/2017	0.0032 (J)	
3/22/2018	0.0033 (J)	
9/18/2018	0.0031 (J)	
3/23/2019	0.0032 (J)	
9/17/2019	0.003 (J)	
3/12/2020	0.0031 (J)	
9/21/2020	0.0029 (J)	
3/19/2021	0.0029 (J)	
8/11/2021	0.0026 (J)	
2/2/2022	0.0034 (J)	
8/18/2022	0.0028 (J)	
2/21/2023	0.0029 (J)	
8/1/2023	0.0032 (J)	
2/27/2024	0.0029 (J)	
8/12/2024	0.0027 (J)	
3/4/2025	0.0033 (J)	
9/3/2025	0.003 (J)	
2/18/2026		0.0034 (J)

ND substitution: RL or RL/2 if <15% NDs.

Prediction Limit

Constituent: Cobalt (mg/L) Analysis Run 6/8/2026 4:39 PM View: Appendix I Intrawell

Plant Bowen Client: Southern Company Data: Bowen 1, 2, 9, & 10

	GWC-13	GWC-13
8/21/2007	0.01	
11/1/2007	<0.005	
11/19/2007	<0.005	
1/31/2008	0.0037	
3/5/2008	<0.005	
5/12/2008	<0.005	
12/13/2008	0.011	
4/28/2009	<0.005	
10/21/2009	<0.005	
4/28/2010	<0.005	
10/5/2010	<0.005	
4/19/2011	<0.005	
10/18/2011	<0.005	
4/25/2012	<0.005	
10/2/2012	<0.005	
4/2/2013	<0.005	
10/8/2013	<0.005	
4/1/2014	<0.005	
10/1/2014	<0.005	
4/1/2015	<0.005	
10/15/2015	0.00051 (J)	
4/4/2016	<0.005	
5/31/2016	<0.005	
8/4/2016	<0.005	
9/29/2016	<0.005	
11/28/2016	<0.005	
2/9/2017	<0.005	
4/12/2017	<0.005	
6/16/2017	<0.005	
10/9/2017	<0.005	
3/21/2018	<0.005	
9/19/2018	<0.005	
3/23/2019	<0.005	
9/18/2019	0.0005 (J)	
3/13/2020	<0.005	
9/22/2020	<0.005	
3/18/2021	<0.005	
8/11/2021	<0.005	
2/17/2022	<0.005	
8/18/2022	<0.005	
2/22/2023	<0.005	
8/1/2023	<0.005	
2/27/2024	<0.005	
8/12/2024	<0.005	
3/3/2025	<0.005	
9/3/2025	<0.005	
2/19/2026		0.00022 (J)

ND substitution: RL or RL/2 if <15% NDs.

Prediction Limit

Constituent: Cobalt (mg/L) Analysis Run 6/8/2026 4:39 PM View: Appendix I Intrawell

Plant Bowen Client: Southern Company Data: Bowen 1, 2, 9, & 10

	GWC-13RZ	GWC-13RZ
8/21/2007	<0.005	
11/1/2007	<0.005	
11/19/2007	<0.005	
1/31/2008	<0.005	
3/5/2008	<0.005	
5/7/2008	<0.005	
12/12/2008	0.0079	
4/29/2009	<0.005	
10/21/2009	<0.005	
4/28/2010	<0.005	
10/6/2010	<0.005	
4/20/2011	<0.005	
10/12/2011	<0.005	
4/25/2012	<0.005	
10/2/2012	<0.005	
4/2/2013	<0.005	
10/8/2013	<0.005	
4/1/2014	<0.005	
10/1/2014	<0.005	
3/31/2015	<0.005	
10/14/2015	<0.005	
4/4/2016	<0.005	
6/1/2016	<0.005	
2/22/2017	<0.005	
4/11/2017	<0.005	
6/16/2017	<0.005	
7/12/2017	<0.005	
7/28/2017	<0.005	
8/10/2017	<0.005	
10/6/2017	<0.005	
3/23/2018	<0.005	
9/20/2018	<0.005	
3/22/2019	<0.005	
9/19/2019	<0.005	
3/17/2020	<0.005	
9/22/2020	<0.005	
3/19/2021	<0.005	
8/12/2021	<0.005	
2/4/2022	<0.005	
8/19/2022	<0.005	
2/22/2023	<0.005	
8/2/2023	<0.005	
2/28/2024	<0.005	
8/13/2024	<0.005	
3/4/2025	<0.005	
9/4/2025	<0.005	
2/20/2026		<0.005

ND substitution: RL or RL/2 if <15% NDs.

Prediction Limit

Constituent: Cobalt (mg/L) Analysis Run 6/8/2026 4:39 PM View: Appendix I Intrawell

Plant Bowen Client: Southern Company Data: Bowen 1, 2, 9, & 10

	GWC-14Z	GWC-14Z
8/24/2007	<0.005	
11/2/2007	<0.005	
11/17/2007	0.0039	
1/15/2008	<0.005	
3/5/2008	0.005	
5/7/2008	<0.005	
12/2/2008	0.011	
4/16/2009	0.005	
10/20/2009	0.0074	
4/20/2010	<0.005	
9/29/2010	<0.005	
4/12/2011	<0.005	
10/4/2011	<0.005	
4/4/2012	<0.005	
10/10/2012	<0.005	
4/15/2013	<0.005	
10/22/2013	<0.005	
4/21/2014	<0.005	
9/30/2014	<0.005	
4/3/2015	<0.005	
10/7/2015	<0.005	
4/5/2016	<0.005	
6/1/2016	<0.005	
8/9/2016	0.0003 (J)	
11/28/2016	<0.005	
2/9/2017	<0.005	
4/11/2017	<0.005	
6/14/2017	<0.005	
7/12/2017	<0.005	
10/5/2017	<0.005	
3/22/2018	<0.005	
9/19/2018	0.00058 (J)	
3/22/2019	<0.005	
9/17/2019	<0.005	
3/13/2020	<0.005	
9/21/2020	<0.005	
3/18/2021	<0.005	
8/11/2021	<0.005	
2/4/2022	<0.005	
8/18/2022	<0.005	
2/22/2023	<0.005	
8/1/2023	<0.005	
2/28/2024	<0.005	
8/13/2024	<0.005	
3/3/2025	<0.005	
9/4/2025	<0.005	
2/24/2026		<0.005

ND substitution: RL or RL/2 if <15% NDs.

Prediction Limit

Constituent: Cobalt (mg/L) Analysis Run 6/8/2026 4:39 PM View: Appendix I Intrawell

Plant Bowen Client: Southern Company Data: Bowen 1, 2, 9, & 10

	GWC-15R	GWC-15R
8/23/2007	<0.005	
11/2/2007	<0.005	
11/17/2007	<0.005	
1/15/2008	<0.005	
3/6/2008	<0.005	
5/7/2008	<0.005	
12/2/2008	<0.005	
4/28/2009	<0.005	
10/19/2009	<0.005	
4/27/2010	<0.005	
10/4/2010	<0.005	
4/18/2011	<0.005	
10/12/2011	<0.005	
4/23/2012	<0.005	
10/10/2012	<0.005	
4/15/2013	<0.005	
10/22/2013	<0.005	
4/21/2014	<0.005	
9/30/2014	<0.005	
4/3/2015	<0.005	
10/7/2015	<0.005	
4/5/2016	<0.005	
5/31/2016	<0.005	
8/4/2016	<0.005	
9/29/2016	<0.005	
11/23/2016	<0.005	
2/10/2017	<0.005	
4/12/2017	0.0006 (J)	
6/15/2017	0.0004 (J)	
10/6/2017	<0.005	
3/23/2018	<0.005	
9/19/2018	<0.005	
3/25/2019	<0.005	
9/17/2019	<0.005	
3/13/2020	<0.005	
9/21/2020	<0.005	
3/18/2021	<0.005	
8/11/2021	<0.005	
2/4/2022	<0.005	
8/19/2022	<0.005	
2/22/2023	<0.005	
8/2/2023	<0.005	
2/28/2024	<0.005	
8/13/2024	<0.005	
3/3/2025	<0.005	
9/4/2025	<0.005	
2/24/2026		<0.005

ND substitution: RL or RL/2 if <15% NDs.

Prediction Limit

Constituent: Cobalt (mg/L) Analysis Run 6/8/2026 4:39 PM View: Appendix I Intrawell

Plant Bowen Client: Southern Company Data: Bowen 1, 2, 9, & 10

	GWC-15Z	GWC-15Z
8/24/2007	<0.005	
11/2/2007	<0.005	
11/18/2007	<0.005	
1/15/2008	0.0029	
3/10/2008	0.069 (O)	
5/13/2008	<0.005	
12/2/2008	0.0027	
4/28/2009	<0.005	
10/20/2009	<0.005	
4/27/2010	<0.005	
10/5/2010	<0.005	
4/19/2011	<0.005	
10/12/2011	<0.005	
4/25/2012	<0.005	
10/10/2012	<0.005	
4/16/2013	<0.005	
10/22/2013	<0.005	
4/21/2014	<0.005	
9/30/2014	<0.005	
4/3/2015	<0.005	
10/6/2015	<0.005	
4/5/2016	<0.005	
5/31/2016	<0.005	
11/23/2016	<0.005	
2/10/2017	<0.005	
4/11/2017	<0.005	
6/15/2017	<0.005	
7/12/2017	<0.005	
7/26/2017	<0.005	
10/6/2017	<0.005	
3/23/2018	<0.005	
9/19/2018	<0.005	
3/22/2019	<0.005	
9/17/2019	<0.005	
3/13/2020	<0.005	
9/21/2020	<0.005	
3/18/2021	<0.005	
8/11/2021	<0.005	
2/7/2022	<0.005	
8/19/2022	<0.005	
2/22/2023	<0.005	
8/1/2023	<0.005	
2/28/2024	<0.005	
8/13/2024	<0.005	
3/3/2025	<0.005	
9/4/2025	<0.005	
2/24/2026		<0.005

ND substitution: RL or RL/2 if <15% NDs.

Prediction Limit

Constituent: Cobalt (mg/L) Analysis Run 6/8/2026 4:39 PM View: Appendix I Intrawell

Plant Bowen Client: Southern Company Data: Bowen 1, 2, 9, & 10

	GWC-44	GWC-44
3/16/2016	0.002 (J)	
5/16/2016	<0.005	
7/25/2016	0.0015 (J)	
9/19/2016	0.0014 (J)	
11/3/2016	0.0013 (J)	
1/19/2017	0.0013 (J)	
3/28/2017	0.0019 (J)	
6/5/2017	0.0022 (J)	
9/26/2017	0.0018 (J)	
3/15/2018	0.0018 (J)	
9/12/2018	0.0016 (J)	
3/14/2019	0.0022 (J)	
9/11/2019	0.0018 (J)	
3/10/2020	0.0021 (J)	
9/15/2020	0.0015 (J)	
3/11/2021	0.0016 (J)	
8/4/2021	0.0016 (J)	
1/31/2022	0.0017 (J)	
8/15/2022	0.0014 (J)	
2/14/2023	0.0014 (J)	
7/26/2023	0.0015 (J)	
2/20/2024	0.0016 (J)	
8/6/2024	0.0011 (J)	
2/26/2025	0.0019 (J)	
8/28/2025	<0.005	
2/16/2026		0.0012 (J)

ND substitution: RL or RL/2 if <15% NDs.

Prediction Limit

Constituent: Cobalt (mg/L) Analysis Run 6/8/2026 4:39 PM View: Appendix I Intrawell

Plant Bowen Client: Southern Company Data: Bowen 1, 2, 9, & 10

	GWC-45	GWC-45
8/24/2007	0.028	
10/23/2007	0.021	
11/18/2007	0.034	
1/15/2008	0.2 (o)	
3/5/2008	0.02	
5/14/2008	0.014	
12/2/2008	0.012	
4/28/2009	0.0065	
10/20/2009	0.003	
4/20/2010	<0.01	
9/28/2010	<0.01	
4/12/2011	<0.01	
10/4/2011	0.0028	
4/3/2012	<0.01	
10/15/2012	0.0029	
4/16/2013	0.0025	
10/22/2013	0.0034	
4/23/2014	0.002	
10/1/2014	0.0036	
4/3/2015	0.0018	
10/7/2015	0.0018	
3/16/2016	<0.01	
5/16/2016	<0.01	
7/25/2016	0.0017 (J)	
9/19/2016	0.0017 (J)	
11/4/2016	0.0013 (J)	
1/23/2017	0.0013 (J)	
3/29/2017	0.0013 (J)	
6/7/2017	0.0011 (J)	
9/27/2017	0.0013 (J)	
3/15/2018	0.0012 (J)	
9/13/2018	0.001 (J)	
3/14/2019	0.0015 (J)	
9/11/2019	0.0014 (J)	
3/10/2020	0.0012 (J)	
9/11/2020	0.0012 (J)	
3/11/2021	0.0011 (J)	
8/6/2021	0.0011 (J)	
2/1/2022	0.0013 (J)	
8/12/2022	0.0011 (J)	
2/15/2023	0.0012 (J)	
7/26/2023	0.0013 (J)	
2/20/2024	0.0014 (J)	
8/5/2024	0.0011 (J)	
2/26/2025	0.0015 (J)	
9/2/2025	0.0014 (J)	
2/17/2026		0.0017 (J)

ND substitution: RL or RL/2 if <15% NDs.

Prediction Limit

Constituent: Cobalt (mg/L) Analysis Run 6/8/2026 4:39 PM View: Appendix I Intrawell

Plant Bowen Client: Southern Company Data: Bowen 1, 2, 9, & 10

	GWC-45R	GWC-45R
8/24/2007	<0.005	
10/23/2007	0.012	
11/18/2007	<0.005	
1/15/2008	0.0028	
3/5/2008	<0.005	
5/12/2008	<0.005	
12/2/2008	<0.005	
4/28/2009	<0.005	
10/13/2009	<0.005	
4/21/2010	<0.005	
10/4/2010	<0.005	
4/18/2011	<0.005	
10/5/2011	<0.005	
5/3/2012	<0.005	
10/15/2012	<0.005	
4/16/2013	<0.005	
10/22/2013	<0.005	
4/23/2014	<0.005	
10/1/2014	<0.005	
4/3/2015	<0.005	
10/9/2015	<0.005	
3/16/2016	<0.005	
5/16/2016	<0.005	
7/25/2016	<0.005	
9/19/2016	<0.005	
11/3/2016	<0.005	
1/20/2017	<0.005	
3/29/2017	<0.005	
6/7/2017	<0.005	
9/27/2017	<0.005	
3/15/2018	<0.005	
9/13/2018	<0.005	
3/14/2019	<0.005	
9/11/2019	<0.005	
3/10/2020	<0.005	
9/11/2020	<0.005	
3/11/2021	<0.005	
8/6/2021	<0.005	
2/1/2022	<0.005	
8/12/2022	<0.005	
2/15/2023	<0.005	
7/26/2023	<0.005	
2/20/2024	<0.005	
8/5/2024	<0.005	
2/26/2025	<0.005	
9/2/2025	<0.005	
2/17/2026		<0.005

ND substitution: RL or RL/2 if <15% NDs.

Prediction Limit

Constituent: Cobalt (mg/L) Analysis Run 6/8/2026 4:39 PM View: Appendix I Intrawell

Plant Bowen Client: Southern Company Data: Bowen 1, 2, 9, & 10

	GWC-46R	GWC-46R
3/10/2016	<0.005	
5/17/2016	<0.005	
7/26/2016	0.0006 (J)	
9/20/2016	<0.005	
11/4/2016	<0.005	
1/20/2017	<0.005	
3/28/2017	<0.005	
6/7/2017	<0.005	
9/29/2017	<0.005	
3/15/2018	<0.005	
9/13/2018	<0.005	
3/18/2019	<0.005	
9/11/2019	<0.005	
3/10/2020	<0.005	
9/14/2020	<0.005	
3/11/2021	<0.005	
8/5/2021	<0.005	
1/31/2022	<0.005	
8/15/2022	<0.005	
2/14/2023	<0.005	
7/26/2023	<0.005	
2/21/2024	<0.005	
8/5/2024	<0.005	
2/26/2025	<0.005	
8/29/2025	<0.005	
9/24/2025	<0.005	
2/16/2026		<0.005

ND substitution: RL or RL/2 if <15% NDs.

Prediction Limit

Constituent: Cobalt (mg/L) Analysis Run 6/8/2026 4:39 PM View: Appendix I Intrawell

Plant Bowen Client: Southern Company Data: Bowen 1, 2, 9, & 10

	GWC-48	GWC-48
3/10/2016	0.00235 (J)	
5/17/2016	0.0025 (J)	
7/27/2016	0.0014 (J)	
9/20/2016	0.0015 (J)	
11/4/2016	0.0014 (J)	
1/23/2017	<0.01	
3/28/2017	0.0015 (J)	
6/8/2017	0.0016 (J)	
9/29/2017	0.0015 (J)	
3/15/2018	0.0013 (J)	
9/13/2018	0.0013 (J)	
3/15/2019	0.0012 (J)	
9/11/2019	0.0013 (J)	
3/9/2020	0.0016 (J)	
9/14/2020	0.0017 (J)	
3/11/2021	0.0025 (J)	
8/4/2021	0.0017 (J)	
1/31/2022	0.0021 (J)	
8/15/2022	0.0027 (J)	
2/15/2023	0.0025 (J)	
7/26/2023	0.0029 (J)	
2/21/2024	0.0025 (J)	
8/5/2024	0.0026 (J)	
2/26/2025	0.0035 (J)	
8/29/2025	0.0039 (J)	
2/17/2026		0.0035 (J)

ND substitution: RL or RL/2 if <15% NDs.

Prediction Limit

Constituent: Cobalt (mg/L) Analysis Run 6/8/2026 4:39 PM View: Appendix I Intrawell

Plant Bowen Client: Southern Company Data: Bowen 1, 2, 9, & 10

	GWC-49Z	GWC-49Z
3/17/2016	<0.005	
5/18/2016	<0.005	
7/28/2016	0.0026 (J)	
9/21/2016	0.0044 (J)	
11/7/2016	0.0044 (J)	
1/24/2017	0.0049 (J)	
3/30/2017	0.0041 (J)	
6/9/2017	0.0054 (J)	
9/29/2017	0.0038 (J)	
3/15/2018	0.0026 (J)	
9/14/2018	0.0017 (J)	
3/19/2019	0.00069 (J)	
9/11/2019	0.00075 (J)	
3/9/2020	0.0028 (J)	
9/14/2020	0.0014 (J)	
3/15/2021	0.00056 (J)	
8/5/2021	0.0025 (J)	
2/1/2022	0.00066 (J)	
8/15/2022	0.0015 (J)	
2/14/2023	0.00096 (J)	
7/27/2023	0.00044 (J)	
2/21/2024	0.00037 (J)	
8/6/2024	0.0021 (J)	
2/26/2025	0.0014 (J)	
8/29/2025	<0.005	
2/17/2026		<0.005

ND substitution: RL or RL/2 if <15% NDs.

Prediction Limit

Constituent: Copper (mg/L) Analysis Run 6/8/2026 4:39 PM View: Appendix I Intrawell

Plant Bowen Client: Southern Company Data: Bowen 1, 2, 9, & 10

	GWA-1	GWA-1
8/23/2007	0.0066	
10/23/2007	0.0076	
11/18/2007	0.0055	
1/30/2008	0.0094	
3/10/2008	0.0056	
5/13/2008	0.0027	
12/5/2008	<0.005	
4/15/2009	0.0025	
10/7/2009	0.0076	
5/3/2010	<0.005	
10/12/2010	<0.005	
4/27/2011	<0.005	
10/17/2011	<0.005	
5/2/2012	<0.005	
10/8/2012	<0.005	
4/12/2013	<0.005	
10/16/2013	<0.005	
4/11/2014	0.00094 (J)	
9/30/2014	<0.005	
3/30/2015	0.0033 (J)	
10/13/2015	0.0013 (J)	
3/22/2016	<0.005	
7/29/2016	<0.005	
3/30/2017	0.0004 (J)	
10/2/2017	0.0003 (J)	
3/16/2018	<0.005	
9/17/2018	<0.005	
3/20/2019	<0.005	
9/12/2019	<0.005	
3/11/2020	<0.005	
9/15/2020	<0.005	
3/16/2021	<0.005	
8/9/2021	<0.005	
2/1/2022	<0.005	
8/16/2022	<0.005	
2/16/2023	<0.005	
7/27/2023	0.0012 (J)	
2/22/2024	<0.005	
8/7/2024	<0.005	
2/27/2025	<0.005	
9/2/2025	<0.005	
2/18/2026		<0.005

ND substitution: RL or RL/2 if <15% NDs.

Prediction Limit

Constituent: Copper (mg/L) Analysis Run 6/8/2026 4:39 PM View: Appendix I Intrawell

Plant Bowen Client: Southern Company Data: Bowen 1, 2, 9, & 10

	GWA-2	GWA-2
8/23/2007	<0.005	
10/24/2007	0.0088	
11/18/2007	0.0075	
1/31/2008	<0.005	
3/11/2008	0.0068	
5/6/2008	<0.005	
12/4/2008	0.013	
4/21/2009	<0.005	
10/7/2009	<0.005	
4/26/2010	<0.005	
10/4/2010	0.0027	
4/13/2011	0.0029	
10/5/2011	<0.005	
4/11/2012	<0.005	
10/9/2012	<0.005	
4/15/2013	<0.005	
10/15/2013	<0.005	
4/22/2014	<0.005	
9/30/2014	<0.005	
3/30/2015	<0.005	
10/13/2015	<0.005	
3/23/2016	<0.005	
7/29/2016	0.0032 (J)	
3/30/2017	<0.005	
10/2/2017	<0.005	
3/19/2018	0.0025 (J)	
9/14/2018	<0.005	
3/20/2019	<0.005	
9/12/2019	<0.005	
3/11/2020	0.0002 (J)	
9/15/2020	<0.005	
3/17/2021	<0.005	
8/9/2021	<0.005	
2/1/2022	<0.005	
8/16/2022	<0.005	
2/16/2023	<0.005	
7/27/2023	<0.005	
2/22/2024	<0.005	
8/7/2024	0.00082 (J)	
2/27/2025	<0.005	
9/2/2025	<0.005	
2/18/2026		<0.005

ND substitution: RL or RL/2 if <15% NDs.

Prediction Limit

Constituent: Copper (mg/L) Analysis Run 6/8/2026 4:39 PM View: Appendix I Intrawell

Plant Bowen Client: Southern Company Data: Bowen 1, 2, 9, & 10

	GWA-2R	GWA-2R
8/23/2007	0.0036	
10/24/2007	<0.005	
11/18/2007	0.013	
1/31/2008	0.0069	
3/10/2008	0.0044	
5/13/2008	0.0033	
12/4/2008	<0.005	
4/21/2009	<0.005	
10/8/2009	<0.005	
4/21/2010	<0.005	
9/28/2010	<0.005	
4/12/2011	<0.005	
10/4/2011	<0.005	
4/3/2012	<0.005	
10/9/2012	<0.005	
4/11/2013	<0.005	
10/16/2013	<0.005	
4/10/2014	0.0011 (J)	
9/30/2014	<0.005	
3/30/2015	<0.005	
10/13/2015	<0.005	
3/23/2016	<0.005	
7/29/2016	0.0006 (J)	
4/3/2017	0.0004 (J)	
10/2/2017	0.0003 (J)	
3/16/2018	<0.005	
9/14/2018	<0.005	
3/19/2019	<0.005	
9/13/2019	0.00055 (J)	
3/11/2020	0.0011 (J)	
9/15/2020	<0.005	
3/16/2021	<0.005	
8/9/2021	0.0013 (J)	
2/1/2022	0.00096 (J)	
8/16/2022	<0.005	
2/16/2023	0.0011 (J)	
7/27/2023	0.0017 (J)	
2/26/2024	<0.005	
8/6/2024	<0.005	
2/27/2025	<0.005	
9/2/2025	<0.005	
2/18/2026		<0.005

ND substitution: RL or RL/2 if <15% NDs.

Prediction Limit

Constituent: Copper (mg/L) Analysis Run 6/8/2026 4:39 PM View: Appendix I Intrawell

Plant Bowen Client: Southern Company Data: Bowen 1, 2, 9, & 10

	GWA-3A	GWA-3A
8/23/2007	0.017	
11/2/2007	0.016	
11/18/2007	0.048	
1/31/2008	0.039	
3/11/2008	0.037	
5/14/2008	0.051	
12/5/2008	0.038	
4/15/2009	0.033	
10/8/2009	0.037	
4/28/2010	0.037	
10/6/2010	0.041	
4/21/2011	0.034	
10/13/2011	0.048	
5/1/2012	0.0427	
10/9/2012	0.038	
4/11/2013	0.038	
10/16/2013	0.036	
4/23/2014	0.03	
10/4/2014	0.029	
3/31/2015	0.026	
10/12/2015	0.05	
3/23/2016	0.0297	
7/29/2016	0.0419	
3/30/2017	0.0392	
10/4/2017	0.0343	
3/19/2018	0.033	
9/17/2018	0.033	
3/20/2019	0.026	
9/13/2019	0.026	
3/11/2020	0.027	
3/29/2021	<0.005	
8/9/2021	<0.005	
2/2/2022	<0.005	
8/16/2022	<0.005	
2/17/2023	<0.005	
8/1/2023	<0.005	
2/22/2024	<0.005	
8/8/2024	<0.005	
2/26/2025	<0.005	
9/2/2025	<0.005	
2/17/2026		<0.005

ND substitution: RL or RL/2 if <15% NDs.

Prediction Limit

Constituent: Copper (mg/L) Analysis Run 6/8/2026 4:39 PM View: Appendix I Intrawell

Plant Bowen Client: Southern Company Data: Bowen 1, 2, 9, & 10

	GWA-4RZ	GWA-4RZ
5/20/2009	0.0079	
10/19/2009	0.0038	
4/27/2010	0.0029	
10/4/2010	0.02	
4/14/2011	0.0034	
10/5/2011	<0.005	
4/11/2012	<0.005	
10/2/2012	0.0065	
4/11/2013	0.0066	
10/21/2013	<0.005	
4/23/2014	<0.005	
10/4/2014	0.017	
3/31/2015	0.0023 (J)	
10/11/2015	0.0031 (J)	
4/7/2017	0.0004 (J)	
10/3/2017	<0.005	
3/21/2018	<0.005	
9/18/2018	<0.005	
3/21/2019	<0.005	
9/13/2019	0.00045 (J)	
3/12/2020	0.0002 (J)	
9/17/2020	<0.005	
3/16/2021	<0.005	
8/10/2021	<0.005	
2/3/2022	<0.005	
8/17/2022	<0.005	
2/17/2023	<0.005	
7/28/2023	<0.005	
2/27/2024	<0.005	
8/8/2024	<0.005	
2/28/2025	<0.005	
9/3/2025	<0.005	
2/18/2026		<0.005

ND substitution: RL or RL/2 if <15% NDs.

Prediction Limit

Constituent: Copper (mg/L) Analysis Run 6/8/2026 4:39 PM View: Appendix I Intrawell

Plant Bowen Client: Southern Company Data: Bowen 1, 2, 9, & 10

	GWA-39RZ	GWA-39RZ
2/21/2017	<0.005	
3/27/2017	<0.005	
9/29/2017	<0.005	
3/16/2018	<0.005	
9/14/2018	0.002 (J)	
3/14/2019	<0.005	
9/11/2019	0.0014 (J)	
3/9/2020	0.011 (J)	
9/16/2020	<0.005	
3/16/2021	<0.005	
8/6/2021	<0.005	
2/2/2022	<0.005	
8/16/2022	<0.005	
2/14/2023	<0.005	
7/25/2023	<0.005	
2/19/2024	<0.005	
8/1/2024	<0.005	
2/26/2025	<0.005	
8/28/2025	<0.005	
2/18/2026		<0.005

ND substitution: RL or RL/2 if <15% NDs.

Prediction Limit

Constituent: Copper (mg/L) Analysis Run 6/8/2026 4:39 PM View: Appendix I Intrawell

Plant Bowen Client: Southern Company Data: Bowen 1, 2, 9, & 10

	GWA-39Z	GWA-39Z
3/14/2016	<0.005	
5/11/2016	<0.005	
7/19/2016	0.0005 (J)	
9/15/2016	<0.005	
11/2/2016	<0.005	
1/18/2017	<0.005	
3/28/2017	0.0005 (J)	
9/26/2017	0.0005 (J)	
3/14/2018	<0.005	
9/12/2018	<0.005	
3/15/2019	<0.005	
9/9/2019	<0.005	
3/9/2020	0.0007 (J)	
9/10/2020	<0.005	
3/12/2021	<0.005	
8/4/2021	<0.005	
1/31/2022	<0.005	
8/10/2022	<0.005	
2/13/2023	<0.005	
7/26/2023	<0.005	
2/19/2024	<0.005	
8/1/2024	<0.005	
2/25/2025	<0.005	
8/28/2025	<0.005	
2/18/2026		<0.005

ND substitution: RL or RL/2 if <15% NDs.

Prediction Limit

Constituent: Copper (mg/L) Analysis Run 6/8/2026 4:39 PM View: Appendix I Intrawell

Plant Bowen Client: Southern Company Data: Bowen 1, 2, 9, & 10

	GWA-40	GWA-40
3/15/2016	<0.005	
5/11/2016	<0.005	
7/21/2016	<0.005	
9/15/2016	<0.005	
11/3/2016	<0.005	
1/17/2017	<0.005	
3/24/2017	<0.005	
9/26/2017	<0.005	
3/14/2018	<0.005	
9/12/2018	<0.005	
3/13/2019	<0.005	
9/9/2019	0.0022 (J)	
3/9/2020	<0.005	
9/11/2020	<0.005	
3/10/2021	<0.005	
8/4/2021	<0.005	
1/31/2022	<0.005	
8/12/2022	<0.005	
2/13/2023	<0.005	
7/26/2023	<0.005	
2/19/2024	<0.005	
8/1/2024	<0.005	
2/25/2025	<0.005	
8/27/2025	<0.005	
2/16/2026		<0.005

ND substitution: RL or RL/2 if <15% NDs.

Prediction Limit

Constituent: Copper (mg/L) Analysis Run 6/8/2026 4:39 PM View: Appendix I Intrawell

Plant Bowen Client: Southern Company Data: Bowen 1, 2, 9, & 10

	GWA-41	GWA-41
3/15/2016	<0.005	
5/12/2016	<0.005	
7/20/2016	<0.005	
9/15/2016	0.0007 (J)	
11/3/2016	<0.005	
1/18/2017	<0.005	
3/24/2017	<0.005	
9/25/2017	0.0003 (J)	
3/14/2018	<0.005	
9/12/2018	<0.005	
3/14/2019	<0.005	
9/10/2019	0.00044 (J)	
3/6/2020	0.00093 (J)	
9/10/2020	<0.005	
3/11/2021	<0.005	
8/4/2021	<0.005	
1/31/2022	<0.005	
8/11/2022	<0.005	
2/13/2023	<0.005	
7/25/2023	<0.005	
2/19/2024	<0.005	
8/1/2024	<0.005	
2/25/2025	<0.005	
8/28/2025	<0.005	
2/16/2026		<0.005

ND substitution: RL or RL/2 if <15% NDs.

Prediction Limit

Constituent: Copper (mg/L) Analysis Run 6/8/2026 4:39 PM View: Appendix I Intrawell

Plant Bowen Client: Southern Company Data: Bowen 1, 2, 9, & 10

	GWA-41R	GWA-41R
3/15/2016	<0.005	
5/13/2016	<0.005	
7/21/2016	0.0005 (J)	
9/21/2016	<0.005	
11/3/2016	<0.005	
1/17/2017	<0.005	
3/27/2017	<0.005	
9/25/2017	0.0007 (J)	
3/14/2018	0.0021 (J)	
9/12/2018	<0.005	
3/14/2019	0.0022 (J)	
9/10/2019	0.0022 (J)	
3/9/2020	0.0014 (J)	
9/10/2020	<0.005	
3/10/2021	<0.005	
8/4/2021	0.0008 (J)	
1/31/2022	0.0028 (J)	
8/11/2022	<0.005	
2/13/2023	0.0012 (J)	
7/25/2023	<0.005	
2/19/2024	0.0011 (J)	
8/1/2024	0.00053 (J)	
2/25/2025	0.0035 (J)	
8/27/2025	<0.005	
2/16/2026		<0.005

ND substitution: RL or RL/2 if <15% NDs.

Prediction Limit

Constituent: Copper (mg/L) Analysis Run 6/8/2026 4:39 PM View: Appendix I Intrawell

Plant Bowen Client: Southern Company Data: Bowen 1, 2, 9, & 10

	GWA-42	GWA-42
3/11/2016	<0.005	
5/16/2016	<0.005	
7/22/2016	<0.005	
9/19/2016	0.003 (J)	
11/3/2016	<0.005	
1/17/2017	<0.005	
3/27/2017	<0.005	
9/26/2017	<0.005	
3/14/2018	<0.005	
9/14/2018	<0.005	
3/14/2019	<0.005	
9/10/2019	<0.005	
3/6/2020	0.00019 (J)	
9/10/2020	<0.005	
3/11/2021	<0.005	
8/4/2021	<0.005	
1/31/2022	<0.005	
8/10/2022	<0.005	
2/13/2023	<0.005	
7/26/2023	<0.005	
2/20/2024	<0.005	
8/1/2024	<0.005	
2/25/2025	<0.005	
8/28/2025	<0.005	
2/16/2026		0.00074 (J)

ND substitution: RL or RL/2 if <15% NDs.

Prediction Limit

Constituent: Copper (mg/L) Analysis Run 6/8/2026 4:39 PM View: Appendix I Intrawell

Plant Bowen Client: Southern Company Data: Bowen 1, 2, 9, & 10

	GWA-43	GWA-43
3/11/2016	<0.005	
5/13/2016	<0.005	
7/19/2016	<0.005	
9/16/2016	<0.005	
11/2/2016	<0.005	
1/18/2017	<0.005	
3/28/2017	0.0004 (J)	
9/22/2017	0.0004 (J)	
3/14/2018	<0.005	
9/12/2018	<0.005	
3/13/2019	<0.005	
9/11/2019	0.00036 (J)	
3/9/2020	0.00035 (J)	
9/11/2020	<0.005	
3/11/2021	<0.005	
8/6/2021	<0.005	
1/31/2022	0.0014 (J)	
8/11/2022	<0.005	
2/14/2023	<0.005	
7/25/2023	<0.005	
2/20/2024	0.00068 (J)	
8/2/2024	<0.005	
2/25/2025	<0.005	
8/28/2025	<0.005	
2/16/2026		<0.005

ND substitution: RL or RL/2 if <15% NDs.

Prediction Limit

Constituent: Copper (mg/L) Analysis Run 6/8/2026 4:39 PM View: Appendix I Intrawell

Plant Bowen Client: Southern Company Data: Bowen 1, 2, 9, & 10

	GWA-43R	GWA-43R
3/11/2016	<0.005	
5/13/2016	<0.005	
7/19/2016	<0.005	
9/16/2016	<0.005	
11/2/2016	<0.005	
1/18/2017	<0.005	
3/28/2017	0.0005 (J)	
9/22/2017	0.0006 (J)	
3/15/2018	<0.005	
9/12/2018	<0.005	
3/13/2019	0.0015 (J)	
9/11/2019	0.00026 (J)	
3/9/2020	0.00035 (J)	
9/14/2020	<0.005	
3/11/2021	<0.005	
8/5/2021	<0.005	
1/31/2022	<0.005	
8/10/2022	<0.005	
2/13/2023	<0.005	
7/25/2023	<0.005	
2/20/2024	<0.005	
8/2/2024	<0.005	
2/25/2025	<0.005	
8/28/2025	<0.005	
2/16/2026		<0.005

ND substitution: RL or RL/2 if <15% NDs.

Prediction Limit

Constituent: Copper (mg/L) Analysis Run 6/8/2026 4:39 PM View: Appendix I Intrawell

Plant Bowen Client: Southern Company Data: Bowen 1, 2, 9, & 10

	GWA-50	GWA-50
12/12/2008	0.018	
4/23/2009	0.013	
10/6/2009	0.012	
4/27/2010	0.0095	
9/30/2010	0.0087	
4/14/2011	0.0061	
10/5/2011	<0.025	
4/11/2012	<0.025	
10/2/2012	<0.025	
4/9/2013	0.0053	
10/15/2013	0.0076	
4/10/2014	0.005	
10/1/2014	0.0047 (J)	
3/30/2015	0.0048 (J)	
10/11/2015	0.0055	
3/28/2016	<0.025	
8/1/2016	0.0025 (J)	
4/7/2017	0.003 (J)	
10/2/2017	0.0031 (J)	
3/16/2018	0.0037 (J)	
9/17/2018	0.0028 (J)	
3/19/2019	0.0023 (J)	
9/13/2019	0.0023 (J)	
3/11/2020	0.0026 (J)	
9/16/2020	0.0018 (J)	
3/17/2021	0.0019 (J)	
8/9/2021	0.0017 (J)	
2/1/2022	0.0017 (J)	
8/16/2022	0.0014 (J)	
2/16/2023	0.0015 (J)	
7/28/2023	0.0023 (J)	
2/22/2024	0.0015 (J)	
8/8/2024	0.0018 (J)	
2/27/2025	0.0017 (J)	
9/2/2025	0.0016 (J)	
2/17/2026		0.0017 (J)

ND substitution: RL or RL/2 if <15% NDs.

Prediction Limit

Constituent: Copper (mg/L) Analysis Run 6/8/2026 4:39 PM View: Appendix I Intrawell

Plant Bowen Client: Southern Company Data: Bowen 1, 2, 9, & 10

	GWA-50R	GWA-50R
12/12/2008	0.064 (O)	
4/23/2009	0.034	
10/6/2009	0.026	
5/3/2010	0.014	
10/11/2010	0.014	
4/27/2011	0.028	
10/19/2011	<0.005	
5/1/2012	<0.005	
10/2/2012	0.011	
4/10/2013	0.018	
10/16/2013	0.016	
4/22/2014	0.014	
10/1/2014	0.0041 (J)	
3/30/2015	0.012	
10/11/2015	0.0049 (J)	
3/28/2016	0.00734 (J)	
8/1/2016	0.0049 (J)	
4/3/2017	0.0023 (J)	
10/2/2017	0.0023 (J)	
3/16/2018	0.0035 (J)	
9/18/2018	0.0041 (J)	
3/19/2019	0.0029 (J)	
9/12/2019	0.0028 (J)	
3/11/2020	0.0035 (J)	
9/15/2020	0.0031 (J)	
3/17/2021	0.0024 (J)	
8/9/2021	0.0028 (J)	
2/2/2022	0.0033 (J)	
8/17/2022	0.0098	
2/16/2023	0.0028 (J)	
7/28/2023	0.0034 (J)	
2/22/2024	0.003 (J)	
8/8/2024	0.0027 (J)	
2/28/2025	0.004 (J)	
9/2/2025	0.0032 (J)	
2/17/2026		0.0033 (J)

Prediction Limit

Constituent: Copper (mg/L) Analysis Run 6/8/2026 4:39 PM View: Appendix I Intrawell

Plant Bowen Client: Southern Company Data: Bowen 1, 2, 9, & 10

	GWC-5	GWC-5
8/23/2007	0.0064	
10/25/2007	0.0081	
11/19/2007	0.0059	
1/23/2008	0.018	
3/11/2008	0.027	
5/12/2008	0.016	
12/11/2008	0.016	
4/15/2009	0.017	
10/9/2009	0.045	
5/4/2010	0.031	
10/12/2010	0.024	
4/28/2011	0.0044	
10/19/2011	0.038	
5/2/2012	0.0865 (O)	
10/9/2012	0.053	
4/11/2013	0.04	
10/16/2013	0.054	
4/23/2014	0.054	
10/3/2014	0.066	
3/31/2015	0.025	
10/12/2015	0.018	
3/28/2016	0.0256	
8/1/2016	0.0178 (J)	
4/3/2017	0.0272	
10/3/2017	0.0239 (J)	
3/19/2018	0.021 (J)	
9/17/2018	0.018 (J)	
3/20/2019	0.023 (J)	
9/16/2019	0.016 (J)	
3/16/2020	0.012 (J)	
9/16/2020	0.017 (J)	
3/17/2021	0.019	
8/9/2021	0.026	
2/2/2022	0.024	
8/16/2022	0.021	
2/20/2023	0.023	
7/28/2023	0.024	
2/26/2024	0.019	
8/8/2024	0.018	
2/27/2025	0.016	
9/3/2025	0.032	
2/19/2026		0.018

Prediction Limit

Constituent: Copper (mg/L) Analysis Run 6/8/2026 4:39 PM View: Appendix I Intrawell

Plant Bowen Client: Southern Company Data: Bowen 1, 2, 9, & 10

	GWC-6	GWC-6
8/22/2007	0.0033	
10/25/2007	<0.005	
11/20/2007	0.0052	
1/23/2008	0.0069	
3/11/2008	0.0029	
5/14/2008	0.0035	
12/11/2008	<0.005	
4/23/2009	0.0038	
10/9/2009	0.0032	
5/4/2010	<0.005	
10/11/2010	0.0029	
4/26/2011	<0.005	
10/18/2011	<0.005	
5/2/2012	<0.005	
10/8/2012	<0.005	
4/10/2013	<0.005	
10/8/2013	<0.005	
4/14/2014	0.001 (J)	
10/3/2014	0.00091 (J)	
4/1/2015	0.0011 (J)	
10/9/2015	<0.005	
3/29/2016	<0.005	
8/1/2016	<0.005	
4/6/2017	<0.005	
10/3/2017	<0.005	
3/19/2018	<0.005	
9/17/2018	<0.005	
3/21/2019	0.0018 (J)	
9/16/2019	<0.005	
3/12/2020	<0.005	
9/16/2020	<0.005	
3/17/2021	<0.005	
8/10/2021	<0.005	
2/2/2022	<0.005	
8/17/2022	<0.005	
2/17/2023	<0.005	
7/31/2023	<0.005	
2/26/2024	<0.005	
8/8/2024	<0.005	
2/27/2025	<0.005	
9/3/2025	<0.005	
2/20/2026		<0.005

ND substitution: RL or RL/2 if <15% NDs.

Prediction Limit

Constituent: Copper (mg/L) Analysis Run 6/8/2026 4:39 PM View: Appendix I Intrawell

Plant Bowen Client: Southern Company Data: Bowen 1, 2, 9, & 10

	GWC-6RZ	GWC-6RZ
5/26/2015	<0.005	
6/18/2015	<0.005	
7/2/2015	<0.005	
10/9/2015	<0.005	
3/29/2016	<0.005	
8/1/2016	<0.005	
4/6/2017	<0.005	
10/3/2017	<0.005	
3/20/2018	<0.005	
9/17/2018	<0.005	
3/21/2019	<0.005	
9/16/2019	<0.005	
3/12/2020	0.00028 (J)	
9/16/2020	<0.005	
3/17/2021	<0.005	
8/10/2021	<0.005	
2/2/2022	<0.005	
8/17/2022	<0.005	
2/17/2023	<0.005	
7/28/2023	<0.005	
2/26/2024	<0.005	
8/8/2024	<0.005	
2/27/2025	<0.005	
9/2/2025	<0.005	
2/20/2026		<0.005

ND substitution: RL or RL/2 if <15% NDs.

Prediction Limit

Constituent: Copper (mg/L) Analysis Run 6/8/2026 4:39 PM View: Appendix I Intrawell

Plant Bowen Client: Southern Company Data: Bowen 1, 2, 9, & 10

	GWC-7Z	GWC-7Z
8/22/2007	0.0029	
10/25/2007	0.0046	
11/20/2007	0.014	
1/16/2008	0.014	
3/6/2008	0.033	
5/13/2008	0.0052	
12/13/2008	0.0037	
4/15/2009	0.0043	
10/9/2009	0.0029	
4/27/2010	0.0077	
10/5/2010	0.0035	
4/19/2011	<0.005	
10/12/2011	<0.005	
4/24/2012	<0.005	
10/3/2012	<0.005	
4/9/2013	<0.005	
10/8/2013	<0.005	
4/10/2014	0.0044 (J)	
10/2/2014	<0.005	
4/2/2015	0.00093 (J)	
10/10/2015	0.0029 (J)	
8/2/2016	<0.005	
4/6/2017	0.0004 (J)	
10/3/2017	0.0006 (J)	
3/20/2018	<0.005	
9/18/2018	<0.005	
3/21/2019	<0.005	
9/13/2019	0.00025 (J)	
3/12/2020	0.00021 (J)	
9/16/2020	<0.005	
3/17/2021	<0.005	
8/10/2021	<0.005	
2/2/2022	<0.005	
8/17/2022	<0.005	
2/20/2023	<0.005	
7/31/2023	<0.005	
2/26/2024	<0.005	
8/8/2024	<0.005	
2/27/2025	<0.005	
9/3/2025	0.0021 (J)	
2/19/2026		<0.005

ND substitution: RL or RL/2 if <15% NDs.

Prediction Limit

Constituent: Copper (mg/L) Analysis Run 6/8/2026 4:39 PM View: Appendix I Intrawell

Plant Bowen Client: Southern Company Data: Bowen 1, 2, 9, & 10

	GWC-8RR	GWC-8RR
8/22/2007	0.0033	
10/26/2007	<0.005	
11/20/2007	<0.005	
1/23/2008	0.0026	
3/10/2008	0.0033	
5/6/2008	<0.005	
12/12/2008	0.023	
4/23/2009	0.0031	
10/8/2009	0.0088	
5/4/2010	0.014	
10/7/2010	0.013	
4/26/2011	0.013	
10/18/2011	<0.005	
4/30/2012	<0.005	
10/3/2012	<0.005	
4/8/2013	<0.005	
10/9/2013	<0.005	
4/10/2014	<0.005	
10/2/2014	<0.005	
4/3/2015	<0.005	
10/8/2015	0.002 (J)	
3/30/2016	<0.005	
8/2/2016	<0.005	
4/6/2017	<0.005	
10/4/2017	<0.005	
3/21/2018	<0.005	
9/18/2018	<0.005	
3/27/2019	<0.005	
9/16/2019	<0.005	
3/12/2020	<0.005	
9/17/2020	<0.005	
3/17/2021	<0.005	
8/10/2021	<0.005	
2/2/2022	<0.005	
8/17/2022	<0.005	
2/21/2023	<0.005	
7/31/2023	<0.005	
2/27/2024	<0.005	
8/12/2024	<0.005	
3/4/2025	<0.005	
9/3/2025	<0.005	
2/19/2026		<0.005

ND substitution: RL or RL/2 if <15% NDs.

Prediction Limit

Constituent: Copper (mg/L) Analysis Run 6/8/2026 4:39 PM View: Appendix I Intrawell

Plant Bowen Client: Southern Company Data: Bowen 1, 2, 9, & 10

	GWC-8Z	GWC-8Z
8/22/2007	<0.005	
11/1/2007	0.0039	
11/20/2007	0.0032	
1/23/2008	0.007	
3/10/2008	<0.005	
5/12/2008	<0.005	
12/12/2008	<0.005	
4/22/2009	<0.005	
10/8/2009	<0.005	
4/28/2010	<0.005	
10/7/2010	<0.005	
4/20/2011	<0.005	
10/12/2011	<0.005	
4/30/2012	<0.005	
10/3/2012	<0.005	
4/9/2013	<0.005	
10/9/2013	<0.005	
4/9/2014	<0.005	
10/2/2014	<0.005	
4/2/2015	<0.005	
5/26/2015	<0.005	
6/18/2015	0.00087 (J)	
7/2/2015	<0.005	
10/8/2015	0.00091 (J)	
3/22/2016	<0.005	
8/2/2016	<0.005	
4/7/2017	<0.005	
10/3/2017	0.0003 (J)	
3/20/2018	<0.005	
9/18/2018	<0.005	
5/6/2019	<0.005	
9/16/2019	<0.005	
3/16/2020	0.00024 (J)	
9/17/2020	<0.005	
3/18/2021	<0.005	
8/10/2021	<0.005	
2/2/2022	<0.005	
8/17/2022	<0.005	
2/20/2023	<0.005	
7/31/2023	<0.005	
2/26/2024	<0.005	
8/12/2024	<0.005	
2/28/2025	<0.005	
9/3/2025	<0.005	
2/19/2026		<0.005

ND substitution: RL or RL/2 if <15% NDs.

Prediction Limit

Constituent: Copper (mg/L) Analysis Run 6/8/2026 4:39 PM View: Appendix I Intrawell

Plant Bowen Client: Southern Company Data: Bowen 1, 2, 9, & 10

	GWC-9	GWC-9
8/23/2007	<0.005	
11/1/2007	0.0047	
11/19/2007	0.0067	
1/15/2008	0.01	
3/6/2008	0.007	
5/13/2008	<0.005	
12/12/2008	0.0048	
4/16/2009	0.0042	
10/13/2009	0.0034	
4/21/2010	<0.005	
9/29/2010	<0.005	
4/13/2011	<0.005	
10/5/2011	<0.005	
4/4/2012	<0.005	
10/8/2012	<0.005	
4/8/2013	<0.005	
10/9/2013	<0.005	
4/9/2014	<0.005	
9/30/2014	<0.005	
4/2/2015	<0.005	
10/10/2015	0.0019 (J)	
3/30/2016	<0.005	
8/5/2016	<0.005	
4/6/2017	0.0003 (J)	
10/3/2017	<0.005	
3/20/2018	<0.005	
9/18/2018	<0.005	
3/21/2019	<0.005	
9/16/2019	0.00021 (J)	
3/12/2020	0.00031 (J)	
9/17/2020	<0.005	
3/18/2021	<0.005	
8/10/2021	<0.005	
2/2/2022	<0.005	
8/17/2022	<0.005	
2/21/2023	<0.005	
7/31/2023	<0.005	
2/27/2024	<0.005	
8/12/2024	<0.005	
2/28/2025	<0.005	
9/3/2025	<0.005	
2/18/2026		<0.005

ND substitution: RL or RL/2 if <15% NDs.

Prediction Limit

Constituent: Copper (mg/L) Analysis Run 6/8/2026 4:39 PM View: Appendix I Intrawell

Plant Bowen Client: Southern Company Data: Bowen 1, 2, 9, & 10

	GWC-10	GWC-10
8/21/2007	0.0058	
11/1/2007	<0.005	
11/20/2007	0.006	
1/30/2008	0.0037	
3/6/2008	0.004	
5/12/2008	<0.005	
12/13/2008	0.0051	
4/29/2009	0.003	
10/20/2009	<0.005	
4/26/2010	<0.005	
9/29/2010	<0.005	
4/13/2011	<0.005	
10/5/2011	<0.005	
4/4/2012	<0.005	
10/3/2012	<0.005	
4/3/2013	<0.005	
10/15/2013	<0.005	
4/9/2014	<0.005	
10/2/2014	<0.005	
4/2/2015	<0.005	
10/10/2015	0.0027 (J)	
3/31/2016	<0.005	
8/5/2016	<0.005	
4/10/2017	<0.005	
10/4/2017	<0.005	
3/20/2018	0.0016 (J)	
9/18/2018	<0.005	
3/22/2019	<0.005	
9/17/2019	<0.005	
3/12/2020	<0.005	
9/17/2020	<0.005	
3/18/2021	<0.005	
8/10/2021	<0.005	
2/4/2022	<0.005	
8/17/2022	<0.005	
2/20/2023	<0.005	
7/31/2023	<0.005	
2/27/2024	<0.005	
8/12/2024	<0.005	
2/28/2025	<0.005	
9/3/2025	<0.005	
2/19/2026		<0.005

ND substitution: RL or RL/2 if <15% NDs.

Prediction Limit

Constituent: Copper (mg/L) Analysis Run 6/8/2026 4:39 PM View: Appendix I Intrawell

Plant Bowen Client: Southern Company Data: Bowen 1, 2, 9, & 10

	GWC-10R	GWC-10R
8/21/2007	0.007	
11/1/2007	<0.005	
11/20/2007	0.0032	
1/30/2008	0.0039	
3/6/2008	<0.005	
5/8/2008	0.0039	
12/14/2008	0.0046	
4/29/2009	<0.005	
10/21/2009	<0.005	
4/21/2010	<0.005	
9/28/2010	<0.005	
4/12/2011	<0.005	
10/4/2011	<0.005	
4/3/2012	<0.005	
10/8/2012	<0.005	
4/3/2013	<0.005	
10/15/2013	<0.005	
4/9/2014	<0.005	
10/2/2014	<0.005	
4/2/2015	<0.005	
10/12/2015	<0.005	
3/31/2016	<0.005	
8/3/2016	<0.005	
4/10/2017	<0.005	
10/4/2017	<0.005	
3/21/2018	<0.005	
9/18/2018	<0.005	
3/22/2019	<0.005	
9/17/2019	0.00029 (J)	
3/12/2020	<0.005	
9/17/2020	<0.005	
3/18/2021	<0.005	
8/11/2021	<0.005	
2/4/2022	<0.005	
8/18/2022	<0.005	
2/20/2023	<0.005	
7/31/2023	<0.005	
2/27/2024	<0.005	
8/12/2024	<0.005	
3/3/2025	<0.005	
9/3/2025	<0.005	
2/19/2026		<0.005

ND substitution: RL or RL/2 if <15% NDs.

Prediction Limit

Constituent: Copper (mg/L) Analysis Run 6/8/2026 4:39 PM View: Appendix I Intrawell

Plant Bowen Client: Southern Company Data: Bowen 1, 2, 9, & 10

	GWC-11	GWC-11
8/21/2007	<0.005	
11/1/2007	<0.005	
11/18/2007	<0.005	
1/30/2008	<0.005	
3/5/2008	<0.005	
5/7/2008	0.0037	
12/14/2008	<0.005	
4/29/2009	<0.005	
10/22/2009	<0.005	
4/21/2010	<0.005	
9/28/2010	0.0028	
4/12/2011	<0.005	
10/4/2011	0.013	
4/3/2012	<0.005	
10/3/2012	<0.005	
4/3/2013	<0.005	
10/9/2013	<0.005	
4/2/2014	<0.005	
10/2/2014	0.00084 (J)	
4/1/2015	<0.005	
10/11/2015	<0.005	
4/4/2016	<0.005	
8/3/2016	<0.005	
4/10/2017	<0.005	
10/4/2017	<0.005	
3/21/2018	<0.005	
9/18/2018	<0.005	
3/23/2019	<0.005	
9/17/2019	<0.005	
3/12/2020	0.00023 (J)	
9/21/2020	<0.005	
3/19/2021	<0.005	
8/11/2021	<0.005	
2/4/2022	<0.005	
8/18/2022	<0.005	
2/20/2023	<0.005	
8/1/2023	<0.005	
2/28/2024	<0.005	
8/13/2024	<0.005	
3/4/2025	<0.005	
9/3/2025	<0.005	
2/19/2026		<0.005

ND substitution: RL or RL/2 if <15% NDs.

Prediction Limit

Constituent: Copper (mg/L) Analysis Run 6/8/2026 4:39 PM View: Appendix I Intrawell

Plant Bowen Client: Southern Company Data: Bowen 1, 2, 9, & 10

	GWC-11R	GWC-11R
8/21/2007	0.0032	
11/1/2007	0.0031	
11/18/2007	<0.005	
1/30/2008	<0.005	
3/6/2008	<0.005	
5/7/2008	0.0029	
12/14/2008	<0.005	
4/29/2009	<0.005	
10/22/2009	<0.005	
4/21/2010	<0.005	
9/29/2010	<0.005	
4/13/2011	<0.005	
10/4/2011	<0.005	
4/4/2012	<0.005	
10/3/2012	<0.005	
4/3/2013	<0.005	
10/9/2013	<0.005	
4/2/2014	0.0013 (J)	
10/2/2014	0.0022 (J)	
4/1/2015	0.019	
10/11/2015	0.013	
4/4/2016	<0.005	
8/4/2016	<0.005	
4/10/2017	<0.005	
10/4/2017	<0.005	
3/22/2018	<0.005	
9/18/2018	<0.005	
3/23/2019	<0.005	
9/17/2019	0.00031 (J)	
3/12/2020	0.00032 (J)	
9/21/2020	<0.005	
3/19/2021	0.0018 (J)	
8/11/2021	<0.005	
2/4/2022	<0.005	
8/18/2022	<0.005	
2/20/2023	<0.005	
8/1/2023	<0.005	
2/28/2024	<0.005	
8/12/2024	<0.005	
3/3/2025	<0.005	
9/3/2025	<0.005	
2/20/2026		<0.005

ND substitution: RL or RL/2 if <15% NDs.

Prediction Limit

Constituent: Copper (mg/L) Analysis Run 6/8/2026 4:39 PM View: Appendix I Intrawell

Plant Bowen Client: Southern Company Data: Bowen 1, 2, 9, & 10

	GWC-12	GWC-12
8/21/2007	<0.005	
11/1/2007	<0.005	
11/19/2007	0.0029	
1/16/2008	0.0067	
3/5/2008	0.0058	
5/13/2008	<0.005	
12/13/2008	<0.005	
4/16/2009	0.0032	
10/21/2009	<0.005	
4/27/2010	0.0034	
10/5/2010	<0.005	
4/19/2011	<0.005	
10/12/2011	<0.005	
4/24/2012	<0.005	
10/2/2012	<0.005	
4/2/2013	0.0063	
10/9/2013	<0.005	
4/1/2014	<0.005	
10/2/2014	<0.005	
4/1/2015	<0.005	
10/14/2015	0.0017 (J)	
4/4/2016	<0.005	
8/3/2016	<0.005	
4/11/2017	0.0003 (J)	
10/4/2017	<0.005	
3/22/2018	<0.005	
9/18/2018	<0.005	
3/23/2019	<0.005	
9/17/2019	<0.005	
3/12/2020	<0.005	
9/21/2020	<0.005	
3/19/2021	<0.005	
8/11/2021	<0.005	
2/2/2022	<0.005	
8/18/2022	<0.005	
2/21/2023	<0.005	
8/1/2023	0.0039 (J)	
2/27/2024	<0.005	
8/12/2024	0.00048 (J)	
3/4/2025	<0.005	
9/3/2025	<0.005	
2/18/2026		<0.005

ND substitution: RL or RL/2 if <15% NDs.

Prediction Limit

Constituent: Copper (mg/L) Analysis Run 6/8/2026 4:39 PM View: Appendix I Intrawell

Plant Bowen Client: Southern Company Data: Bowen 1, 2, 9, & 10

	GWC-13	GWC-13
8/21/2007	<0.005	
11/1/2007	<0.005	
11/19/2007	0.0035	
1/31/2008	<0.005	
3/5/2008	<0.005	
5/12/2008	<0.005	
12/13/2008	0.0028	
4/28/2009	<0.005	
10/21/2009	0.0025	
4/28/2010	<0.005	
10/5/2010	<0.005	
4/19/2011	<0.005	
10/18/2011	<0.005	
4/25/2012	<0.005	
10/2/2012	<0.005	
4/2/2013	<0.005	
10/8/2013	<0.005	
4/1/2014	<0.005	
10/1/2014	<0.005	
4/1/2015	<0.005	
10/15/2015	<0.005	
4/4/2016	<0.005	
8/4/2016	<0.005	
4/12/2017	0.0003 (J)	
10/9/2017	0.0005 (J)	
3/21/2018	<0.005	
9/19/2018	<0.005	
3/23/2019	<0.005	
9/18/2019	0.00057 (J)	
3/13/2020	0.00033 (J)	
9/22/2020	<0.005	
3/18/2021	<0.005	
8/11/2021	<0.005	
2/17/2022	<0.005	
8/18/2022	<0.005	
2/22/2023	<0.005	
8/1/2023	<0.005	
2/27/2024	<0.005	
8/12/2024	<0.005	
3/3/2025	<0.005	
9/3/2025	<0.005	
2/19/2026		<0.005

ND substitution: RL or RL/2 if <15% NDs.

Prediction Limit

Constituent: Copper (mg/L) Analysis Run 6/8/2026 4:39 PM View: Appendix I Intrawell

Plant Bowen Client: Southern Company Data: Bowen 1, 2, 9, & 10

	GWC-13RZ	GWC-13RZ
8/21/2007	<0.005	
11/1/2007	<0.005	
11/19/2007	0.0043	
1/31/2008	<0.005	
3/5/2008	<0.005	
5/7/2008	<0.005	
12/12/2008	0.013	
4/29/2009	0.0029	
10/21/2009	<0.005	
4/28/2010	0.0032	
10/6/2010	<0.005	
4/20/2011	<0.005	
10/12/2011	<0.005	
4/25/2012	<0.005	
10/2/2012	<0.005	
4/2/2013	<0.005	
10/8/2013	<0.005	
4/1/2014	0.00091 (J)	
10/1/2014	<0.005	
3/31/2015	<0.005	
10/14/2015	<0.005	
4/4/2016	<0.005	
4/11/2017	<0.005	
10/6/2017	<0.005	
3/23/2018	<0.005	
9/20/2018	<0.005	
3/22/2019	<0.005	
9/19/2019	0.00021 (J)	
3/17/2020	0.00045 (J)	
9/22/2020	<0.005	
3/19/2021	<0.005	
8/12/2021	<0.005	
2/4/2022	<0.005	
8/19/2022	<0.005	
2/22/2023	0.0014 (J)	
8/2/2023	0.0011 (J)	
2/28/2024	<0.005	
8/13/2024	<0.005	
3/4/2025	<0.005	
9/4/2025	<0.005	
2/20/2026		<0.005

ND substitution: RL or RL/2 if <15% NDs.

Prediction Limit

Constituent: Copper (mg/L) Analysis Run 6/8/2026 4:39 PM View: Appendix I Intrawell

Plant Bowen Client: Southern Company Data: Bowen 1, 2, 9, & 10

	GWC-14Z	GWC-14Z
8/24/2007	0.0048	
11/2/2007	<0.005	
11/17/2007	0.0031	
1/15/2008	0.0033	
3/5/2008	0.0026	
5/7/2008	0.0028	
12/2/2008	0.0029	
4/16/2009	0.0035	
10/20/2009	0.0056	
4/20/2010	<0.005	
9/29/2010	<0.005	
4/12/2011	<0.005	
10/4/2011	<0.005	
4/4/2012	<0.005	
10/10/2012	<0.005	
4/15/2013	<0.005	
10/22/2013	<0.005	
4/21/2014	<0.005	
9/30/2014	<0.005	
4/3/2015	<0.005	
10/7/2015	0.0012 (J)	
4/5/2016	<0.005	
8/9/2016	<0.005	
4/11/2017	<0.005	
10/5/2017	<0.005	
3/22/2018	<0.005	
9/19/2018	<0.005	
3/22/2019	<0.005	
9/17/2019	<0.005	
3/13/2020	<0.005	
9/21/2020	<0.005	
3/18/2021	<0.005	
8/11/2021	<0.005	
2/4/2022	<0.005	
8/18/2022	<0.005	
2/22/2023	<0.005	
8/1/2023	<0.005	
2/28/2024	<0.005	
8/13/2024	<0.005	
3/3/2025	<0.005	
9/4/2025	<0.005	
2/24/2026		<0.005

ND substitution: RL or RL/2 if <15% NDs.

Prediction Limit

Constituent: Copper (mg/L) Analysis Run 6/8/2026 4:39 PM View: Appendix I Intrawell

Plant Bowen Client: Southern Company Data: Bowen 1, 2, 9, & 10

	GWC-15R	GWC-15R
8/23/2007	<0.005	
11/2/2007	<0.005	
11/17/2007	0.02	
1/15/2008	0.0043	
3/6/2008	<0.005	
5/7/2008	0.0026	
12/2/2008	<0.005	
4/28/2009	0.003	
10/19/2009	<0.005	
4/27/2010	<0.005	
10/4/2010	0.0025	
4/18/2011	<0.005	
10/12/2011	<0.005	
4/23/2012	<0.005	
10/10/2012	<0.005	
4/15/2013	<0.005	
10/22/2013	<0.005	
4/21/2014	<0.005	
9/30/2014	<0.005	
4/3/2015	<0.005	
10/7/2015	0.00093 (J)	
4/5/2016	<0.005	
8/4/2016	0.0007 (J)	
4/12/2017	<0.005	
10/6/2017	0.0003 (J)	
3/23/2018	<0.005	
9/19/2018	<0.005	
3/25/2019	<0.005	
9/17/2019	<0.005	
3/13/2020	0.00029 (J)	
9/21/2020	<0.005	
3/18/2021	<0.005	
8/11/2021	<0.005	
2/4/2022	<0.005	
8/19/2022	<0.005	
2/22/2023	<0.005	
8/2/2023	<0.005	
2/28/2024	<0.005	
8/13/2024	<0.005	
3/3/2025	<0.005	
9/4/2025	<0.005	
2/24/2026		<0.005

ND substitution: RL or RL/2 if <15% NDs.

Prediction Limit

Constituent: Copper (mg/L) Analysis Run 6/8/2026 4:39 PM View: Appendix I Intrawell

Plant Bowen Client: Southern Company Data: Bowen 1, 2, 9, & 10

	GWC-15Z	GWC-15Z
8/24/2007	0.021	
11/2/2007	0.0037	
11/18/2007	0.007	
1/15/2008	0.0055	
3/10/2008	0.0042	
5/13/2008	<0.005	
12/2/2008	0.0039	
4/28/2009	<0.005	
10/20/2009	<0.005	
4/27/2010	<0.005	
10/5/2010	<0.005	
4/19/2011	<0.005	
10/12/2011	<0.005	
4/25/2012	<0.005	
10/10/2012	<0.005	
4/16/2013	<0.005	
10/22/2013	<0.005	
4/21/2014	0.00094 (J)	
9/30/2014	<0.005	
4/3/2015	<0.005	
10/6/2015	<0.005	
4/5/2016	<0.005	
4/11/2017	0.0003 (J)	
10/6/2017	<0.005	
3/23/2018	<0.005	
9/19/2018	<0.005	
3/22/2019	<0.005	
9/17/2019	<0.005	
3/13/2020	0.0002 (J)	
9/21/2020	<0.005	
3/18/2021	<0.005	
8/11/2021	<0.005	
2/7/2022	<0.005	
8/19/2022	<0.005	
2/22/2023	<0.005	
8/1/2023	<0.005	
2/28/2024	<0.005	
8/13/2024	<0.005	
3/3/2025	<0.005	
9/4/2025	<0.005	
2/24/2026		<0.005

ND substitution: RL or RL/2 if <15% NDs.

Prediction Limit

Constituent: Copper (mg/L) Analysis Run 6/8/2026 4:39 PM View: Appendix I Intrawell

Plant Bowen Client: Southern Company Data: Bowen 1, 2, 9, & 10

	GWC-44	GWC-44
3/16/2016	<0.005	
5/16/2016	<0.005	
7/25/2016	0.0005 (J)	
9/19/2016	<0.005	
11/3/2016	<0.005	
1/19/2017	<0.005	
3/28/2017	0.0007 (J)	
9/26/2017	0.0006 (J)	
3/15/2018	<0.005	
9/12/2018	<0.005	
3/14/2019	<0.005	
9/11/2019	0.00043 (J)	
3/10/2020	0.00067 (J)	
9/15/2020	<0.005	
3/11/2021	<0.005	
8/4/2021	0.0006 (J)	
1/31/2022	0.00053 (J)	
8/15/2022	<0.005	
2/14/2023	0.0054	
7/26/2023	<0.005	
2/20/2024	0.0005 (J)	
8/6/2024	<0.005	
2/26/2025	<0.005	
8/28/2025	<0.005	
2/16/2026		<0.005

ND substitution: RL or RL/2 if <15% NDs.

Prediction Limit

Constituent: Copper (mg/L) Analysis Run 6/8/2026 4:39 PM View: Appendix I Intrawell

Plant Bowen Client: Southern Company Data: Bowen 1, 2, 9, & 10

	GWC-45	GWC-45
8/24/2007	0.0081	
10/23/2007	<0.005	
11/18/2007	0.033 (o)	
1/15/2008	0.034 (o)	
3/5/2008	0.066 (o)	
5/14/2008	0.018	
12/2/2008	0.0029	
4/28/2009	<0.005	
10/20/2009	<0.005	
4/20/2010	<0.005	
9/28/2010	<0.005	
4/12/2011	<0.005	
10/4/2011	<0.005	
4/3/2012	<0.005	
10/15/2012	<0.005	
4/16/2013	<0.005	
10/22/2013	<0.005	
4/23/2014	<0.005	
10/1/2014	<0.005	
4/3/2015	<0.005	
10/7/2015	0.001 (J)	
3/16/2016	<0.005	
5/16/2016	<0.005	
7/25/2016	<0.005	
9/19/2016	0.0032 (J)	
11/4/2016	0.0006 (J)	
1/23/2017	0.0008 (J)	
3/29/2017	0.0005 (J)	
9/27/2017	0.0014 (J)	
3/15/2018	<0.005	
9/13/2018	<0.005	
3/14/2019	<0.005	
9/11/2019	0.012 (J)	
10/21/2019	0.00021 (J)	
3/10/2020	0.00031 (J)	
9/11/2020	<0.005	
3/11/2021	<0.005	
8/6/2021	<0.005	
2/1/2022	<0.005	
8/12/2022	<0.005	
2/15/2023	<0.005	
7/26/2023	<0.005	
2/20/2024	0.00067 (J)	
8/5/2024	<0.005	
2/26/2025	<0.005	
9/2/2025	<0.005	
2/17/2026		0.00074 (J)

ND substitution: RL or RL/2 if <15% NDs.

Prediction Limit

Constituent: Copper (mg/L) Analysis Run 6/8/2026 4:39 PM View: Appendix I Intrawell

Plant Bowen Client: Southern Company Data: Bowen 1, 2, 9, & 10

	GWC-45R	GWC-45R
8/24/2007	0.016	
10/23/2007	0.0049	
11/18/2007	0.0037	
1/15/2008	0.0092	
3/5/2008	0.0028	
5/12/2008	<0.005	
12/2/2008	<0.005	
4/28/2009	<0.005	
10/13/2009	0.0036	
4/21/2010	<0.005	
10/4/2010	<0.005	
4/18/2011	<0.005	
10/5/2011	<0.005	
5/3/2012	<0.005	
10/15/2012	<0.005	
4/16/2013	<0.005	
10/22/2013	<0.005	
4/23/2014	<0.005	
10/1/2014	<0.005	
4/3/2015	<0.005	
10/9/2015	0.00084 (J)	
3/16/2016	<0.005	
5/16/2016	<0.005	
7/25/2016	<0.005	
9/19/2016	<0.005	
11/3/2016	<0.005	
1/20/2017	<0.005	
3/29/2017	0.0022 (J)	
9/27/2017	<0.005	
3/15/2018	<0.005	
9/13/2018	<0.005	
3/14/2019	<0.005	
9/11/2019	<0.005	
3/10/2020	<0.005	
9/11/2020	<0.005	
3/11/2021	<0.005	
8/6/2021	<0.005	
2/1/2022	<0.005	
8/12/2022	<0.005	
2/15/2023	<0.005	
7/26/2023	<0.005	
2/20/2024	<0.005	
8/5/2024	<0.005	
2/26/2025	<0.005	
9/2/2025	<0.005	
2/17/2026		<0.005

ND substitution: RL or RL/2 if <15% NDs.

Prediction Limit

Constituent: Copper (mg/L) Analysis Run 6/8/2026 4:39 PM View: Appendix I Intrawell

Plant Bowen Client: Southern Company Data: Bowen 1, 2, 9, & 10

	GWC-46R	GWC-46R
3/10/2016	<0.005	
5/17/2016	<0.005	
7/26/2016	<0.005	
9/20/2016	0.0008 (J)	
11/4/2016	<0.005	
1/20/2017	<0.005	
3/28/2017	<0.005	
9/29/2017	<0.005	
3/15/2018	<0.005	
9/13/2018	<0.005	
3/18/2019	<0.005	
9/11/2019	<0.005	
3/10/2020	<0.005	
9/14/2020	<0.005	
3/11/2021	<0.005	
8/5/2021	<0.005	
1/31/2022	<0.005	
8/15/2022	<0.005	
2/14/2023	<0.005	
7/26/2023	<0.005	
2/21/2024	<0.005	
8/5/2024	<0.005	
2/26/2025	<0.005	
8/29/2025	<0.005	
9/24/2025	<0.005	
2/16/2026		<0.005

ND substitution: RL or RL/2 if <15% NDs.

Prediction Limit

Constituent: Copper (mg/L) Analysis Run 6/8/2026 4:39 PM View: Appendix I Intrawell

Plant Bowen Client: Southern Company Data: Bowen 1, 2, 9, & 10

	GWC-47	GWC-47
3/10/2016	<0.005	
5/18/2016	<0.005	
7/27/2016	<0.005	
9/20/2016	0.0011 (J)	
11/7/2016	<0.005	
1/23/2017	<0.005	
3/29/2017	0.0003 (J)	
9/27/2017	<0.005	
3/15/2018	<0.005	
9/13/2018	<0.005	
3/15/2019	<0.005	
9/12/2019	<0.005	
3/9/2020	<0.005	
9/14/2020	<0.005	
3/11/2021	<0.005	
8/5/2021	<0.005	
2/1/2022	<0.005	
8/15/2022	<0.005	
2/15/2023	0.0016 (J)	
7/27/2023	<0.005	
2/21/2024	<0.005	
8/5/2024	<0.005	
2/26/2025	<0.005	
8/28/2025	<0.005	
2/17/2026		<0.005

ND substitution: RL or RL/2 if <15% NDs.

Prediction Limit

Constituent: Copper (mg/L) Analysis Run 6/8/2026 4:39 PM View: Appendix I Intrawell

Plant Bowen Client: Southern Company Data: Bowen 1, 2, 9, & 10

	GWC-47R	GWC-47R
3/10/2016	<0.005	
5/18/2016	<0.005	
7/27/2016	<0.005	
9/20/2016	0.001 (J)	
11/4/2016	<0.005	
1/20/2017	<0.005	
3/29/2017	0.0003 (J)	
9/27/2017	0.0011 (J)	
3/16/2018	<0.005	
9/13/2018	<0.005	
3/19/2019	<0.005	
9/11/2019	0.0008 (J)	
3/9/2020	0.00032 (J)	
9/15/2020	<0.005	
3/11/2021	<0.005	
8/5/2021	<0.005	
2/1/2022	<0.005	
8/15/2022	<0.005	
2/15/2023	<0.005	
7/27/2023	<0.005	
2/21/2024	<0.005	
8/5/2024	<0.005	
2/26/2025	<0.005	
9/2/2025	<0.005	
2/17/2026		<0.005

ND substitution: RL or RL/2 if <15% NDs.

Prediction Limit

Constituent: Copper (mg/L) Analysis Run 6/8/2026 4:39 PM View: Appendix I Intrawell

Plant Bowen Client: Southern Company Data: Bowen 1, 2, 9, & 10

	GWC-48	GWC-48
3/10/2016	<0.005	
5/17/2016	<0.005	
7/27/2016	<0.005	
9/20/2016	0.0018 (J)	
11/4/2016	<0.005	
1/23/2017	<0.005	
3/28/2017	0.0005 (J)	
9/29/2017	0.0003 (J)	
3/15/2018	<0.005	
9/13/2018	<0.005	
3/15/2019	<0.005	
9/11/2019	0.00073 (J)	
3/9/2020	0.00035 (J)	
9/14/2020	<0.005	
3/11/2021	<0.005	
8/4/2021	<0.005	
1/31/2022	<0.005	
8/15/2022	<0.005	
2/15/2023	<0.005	
7/26/2023	<0.005	
2/21/2024	0.00045 (J)	
8/5/2024	<0.005	
2/26/2025	<0.005	
8/29/2025	<0.005	
2/17/2026		<0.005

ND substitution: RL or RL/2 if <15% NDs.

Prediction Limit

Constituent: Copper (mg/L) Analysis Run 6/8/2026 4:39 PM View: Appendix I Intrawell

Plant Bowen Client: Southern Company Data: Bowen 1, 2, 9, & 10

	GWC-49Z	GWC-49Z
3/17/2016	<0.005	
5/18/2016	<0.005	
7/28/2016	0.0007 (J)	
9/21/2016	0.0018 (J)	
11/7/2016	<0.005	
1/24/2017	<0.005	
3/30/2017	0.0003 (J)	
9/29/2017	<0.005	
3/15/2018	<0.005	
9/14/2018	<0.005	
3/19/2019	<0.005	
9/11/2019	0.00021 (J)	
3/9/2020	0.00035 (J)	
9/14/2020	<0.005	
3/15/2021	<0.005	
8/5/2021	0.00061 (J)	
2/1/2022	<0.005	
8/15/2022	<0.005	
2/14/2023	<0.005	
7/27/2023	<0.005	
2/21/2024	<0.005	
8/6/2024	<0.005	
2/26/2025	<0.005	
8/29/2025	<0.005	
2/17/2026		<0.005

ND substitution: RL or RL/2 if <15% NDs.

Prediction Limit

Constituent: Lead (mg/L) Analysis Run 6/8/2026 4:39 PM View: Appendix I Intrawell

Plant Bowen Client: Southern Company Data: Bowen 1, 2, 9, & 10

	GWA-1	GWA-1
8/23/2007	<0.001	
10/23/2007	<0.001	
11/18/2007	<0.001	
1/30/2008	<0.001	
3/10/2008	<0.001	
5/13/2008	<0.001	
12/5/2008	<0.001	
4/15/2009	<0.001	
10/7/2009	<0.001	
5/3/2010	<0.001	
10/12/2010	<0.001	
4/27/2011	<0.001	
10/17/2011	<0.001	
5/2/2012	<0.001	
10/8/2012	<0.001	
4/12/2013	<0.001	
10/16/2013	<0.001	
4/11/2014	<0.001	
9/30/2014	<0.001	
3/30/2015	0.0028 (J)	
10/13/2015	<0.001	
3/22/2016	<0.001	
5/19/2016	<0.001	
7/29/2016	0.0002 (J)	
9/23/2016	0.0001 (J)	
11/9/2016	0.0004 (J)	
1/30/2017	0.0002 (J)	
3/30/2017	8E-05 (J)	
6/9/2017	0.0001 (J)	
10/2/2017	0.0002 (J)	
3/16/2018	<0.001	
9/17/2018	<0.001	
3/20/2019	<0.001	
9/12/2019	<0.001	
3/11/2020	<0.001	
9/15/2020	9.3E-05 (J)	
3/16/2021	5.2E-05 (J)	
8/9/2021	<0.001	
2/1/2022	<0.001	
8/16/2022	<0.001	
2/16/2023	<0.001	
7/27/2023	<0.001	
2/22/2024	<0.001	
8/7/2024	<0.001	
2/27/2025	<0.001	
9/2/2025	<0.001	
2/18/2026		<0.001

ND substitution: RL or RL/2 if <15% NDs.

Prediction Limit

Constituent: Lead (mg/L) Analysis Run 6/8/2026 4:39 PM View: Appendix I Intrawell

Plant Bowen Client: Southern Company Data: Bowen 1, 2, 9, & 10

	GWA-2	GWA-2
8/23/2007	<0.001	
10/24/2007	<0.001	
11/18/2007	<0.001	
1/31/2008	<0.001	
3/11/2008	<0.001	
5/6/2008	<0.001	
12/4/2008	<0.001	
4/21/2009	<0.001	
10/7/2009	<0.001	
4/26/2010	<0.001	
10/4/2010	<0.001	
4/13/2011	<0.001	
10/5/2011	<0.001	
4/11/2012	<0.001	
10/9/2012	<0.001	
4/15/2013	<0.001	
10/15/2013	<0.001	
4/22/2014	<0.001	
9/30/2014	<0.001	
3/30/2015	<0.001	
10/13/2015	<0.001	
3/23/2016	<0.001	
5/20/2016	<0.001	
7/29/2016	0.0001 (J)	
9/23/2016	<0.001	
11/9/2016	<0.001	
1/31/2017	0.0005 (J)	
3/30/2017	<0.001	
6/12/2017	<0.001	
10/2/2017	<0.001	
3/19/2018	<0.001	
9/14/2018	<0.001	
3/20/2019	<0.001	
9/12/2019	7.2E-05 (J)	
3/11/2020	<0.001	
9/15/2020	<0.001	
3/17/2021	<0.001	
8/9/2021	<0.001	
2/1/2022	<0.001	
8/16/2022	<0.001	
2/16/2023	<0.001	
7/27/2023	<0.001	
2/22/2024	<0.001	
8/7/2024	<0.001	
2/27/2025	<0.001	
9/2/2025	<0.001	
2/18/2026		<0.001

ND substitution: RL or RL/2 if <15% NDs.

Prediction Limit

Constituent: Lead (mg/L) Analysis Run 6/8/2026 4:39 PM View: Appendix I Intrawell

Plant Bowen Client: Southern Company Data: Bowen 1, 2, 9, & 10

	GWA-2R	GWA-2R
8/23/2007	<0.001	
10/24/2007	<0.001	
11/18/2007	<0.001	
1/31/2008	<0.001	
3/10/2008	<0.001	
5/13/2008	<0.001	
12/4/2008	<0.001	
4/21/2009	<0.001	
10/8/2009	<0.001	
4/21/2010	<0.001	
9/28/2010	<0.001	
4/12/2011	<0.001	
10/4/2011	<0.001	
4/3/2012	<0.001	
10/9/2012	<0.001	
4/11/2013	<0.001	
10/16/2013	<0.001	
4/10/2014	<0.001	
9/30/2014	<0.001	
3/30/2015	<0.001	
10/13/2015	<0.001	
3/23/2016	<0.001	
5/19/2016	<0.001	
7/29/2016	<0.001	
9/22/2016	<0.001	
11/10/2016	<0.001	
1/31/2017	<0.001	
4/3/2017	<0.001	
6/9/2017	<0.001	
10/2/2017	<0.001	
3/16/2018	<0.001	
9/14/2018	<0.001	
3/19/2019	<0.001	
9/13/2019	<0.001	
3/11/2020	5.8E-05 (J)	
9/15/2020	5E-05 (J)	
3/16/2021	7E-05 (J)	
8/9/2021	<0.001	
2/1/2022	<0.001	
8/16/2022	<0.001	
2/16/2023	<0.001	
7/27/2023	<0.001	
2/26/2024	<0.001	
8/6/2024	<0.001	
2/27/2025	<0.001	
9/2/2025	<0.001	
2/18/2026		<0.001

ND substitution: RL or RL/2 if <15% NDs.

Prediction Limit

Constituent: Lead (mg/L) Analysis Run 6/8/2026 4:39 PM View: Appendix I Intrawell

Plant Bowen Client: Southern Company Data: Bowen 1, 2, 9, & 10

	GWA-3A	GWA-3A
8/23/2007	<0.001	
11/2/2007	<0.001	
11/18/2007	<0.001	
1/31/2008	<0.001	
3/11/2008	<0.001	
5/14/2008	<0.001	
12/5/2008	<0.001	
4/15/2009	<0.001	
10/8/2009	<0.001	
4/28/2010	<0.001	
10/6/2010	<0.001	
4/21/2011	<0.001	
10/13/2011	<0.001	
5/1/2012	<0.001	
10/9/2012	<0.001	
4/11/2013	<0.001	
10/16/2013	<0.001	
4/23/2014	<0.001	
10/4/2014	<0.001	
3/31/2015	<0.001	
10/12/2015	<0.001	
3/23/2016	<0.001	
5/23/2016	<0.001	
7/29/2016	<0.001	
9/22/2016	0.0002 (J)	
11/10/2016	<0.001	
1/31/2017	<0.001	
3/30/2017	<0.001	
6/12/2017	<0.001	
10/4/2017	<0.001	
3/19/2018	<0.001	
9/17/2018	<0.001	
3/20/2019	<0.001	
9/13/2019	<0.001	
3/11/2020	<0.001	
3/29/2021	<0.001	
8/9/2021	<0.001	
2/2/2022	<0.001	
8/16/2022	<0.001	
2/17/2023	<0.001	
8/1/2023	<0.001	
2/22/2024	<0.001	
8/8/2024	<0.001	
2/26/2025	<0.001	
9/2/2025	<0.001	
2/17/2026		<0.001

ND substitution: RL or RL/2 if <15% NDs.

Prediction Limit

Constituent: Lead (mg/L) Analysis Run 6/8/2026 4:39 PM View: Appendix I Intrawell

Plant Bowen Client: Southern Company Data: Bowen 1, 2, 9, & 10

	GWA-4RZ	GWA-4RZ
5/20/2009	<0.001	
10/19/2009	<0.001	
4/27/2010	<0.001	
10/4/2010	<0.001	
4/14/2011	<0.001	
10/5/2011	<0.001	
4/11/2012	<0.001	
10/2/2012	<0.001	
4/11/2013	<0.001	
10/21/2013	<0.001	
4/23/2014	<0.001	
10/4/2014	0.0044 (J)	
3/31/2015	<0.001	
10/11/2015	<0.001	
2/22/2017	0.0002 (J)	
4/7/2017	<0.001	
6/14/2017	<0.001	
7/12/2017	<0.001	
7/20/2017	<0.001	
7/28/2017	<0.001	
8/9/2017	<0.001	
8/24/2017	<0.001	
10/3/2017	<0.001	
3/21/2018	<0.001	
9/18/2018	<0.001	
3/21/2019	<0.001	
9/13/2019	6.5E-05 (J)	
3/12/2020	<0.001	
9/17/2020	<0.001	
3/16/2021	<0.001	
8/10/2021	<0.001	
2/3/2022	<0.001	
8/17/2022	<0.001	
2/17/2023	<0.001	
7/28/2023	<0.001	
2/27/2024	<0.001	
8/8/2024	<0.001	
2/28/2025	<0.001	
9/3/2025	<0.001	
2/18/2026		<0.001

ND substitution: RL or RL/2 if <15% NDs.

Prediction Limit

Constituent: Lead (mg/L) Analysis Run 6/8/2026 4:39 PM View: Appendix I Intrawell

Plant Bowen Client: Southern Company Data: Bowen 1, 2, 9, & 10

	GWA-39RZ	GWA-39RZ
2/21/2017	<0.001	
3/27/2017	<0.001	
6/8/2017	<0.001	
7/17/2017	<0.001	
7/27/2017	0.0001 (J)	
8/9/2017	<0.001	
9/29/2017	<0.001	
3/16/2018	<0.001	
9/14/2018	<0.001	
3/14/2019	<0.001	
9/11/2019	<0.001	
3/9/2020	0.00027 (J)	
9/16/2020	0.0005 (J)	
3/16/2021	0.0002 (J)	
8/6/2021	<0.001	
2/2/2022	<0.001	
8/16/2022	<0.001	
2/14/2023	<0.001	
7/25/2023	0.00014 (J)	
2/19/2024	<0.001	
8/1/2024	<0.001	
2/26/2025	<0.001	
8/28/2025	0.00035 (J)	
2/18/2026		<0.001

ND substitution: RL or RL/2 if <15% NDs.

Prediction Limit

Constituent: Lead (mg/L) Analysis Run 6/8/2026 4:39 PM View: Appendix I Intrawell

Plant Bowen Client: Southern Company Data: Bowen 1, 2, 9, & 10

	GWA-39Z	GWA-39Z
3/14/2016	<0.001	
5/11/2016	<0.001	
7/19/2016	<0.001	
9/15/2016	<0.001	
11/2/2016	<0.001	
1/18/2017	<0.001	
3/28/2017	0.0002 (J)	
6/7/2017	8E-05 (J)	
9/26/2017	0.0002 (J)	
3/14/2018	<0.001	
9/12/2018	<0.001	
3/15/2019	<0.001	
9/9/2019	<0.001	
3/9/2020	5.5E-05 (J)	
9/10/2020	<0.001	
3/12/2021	0.0002 (J)	
8/4/2021	<0.001	
1/31/2022	<0.001	
8/10/2022	<0.001	
2/13/2023	<0.001	
7/26/2023	<0.001	
2/19/2024	<0.001	
8/1/2024	<0.001	
2/25/2025	<0.001	
8/28/2025	<0.001	
2/18/2026		<0.001

ND substitution: RL or RL/2 if <15% NDs.

Prediction Limit

Constituent: Lead (mg/L) Analysis Run 6/8/2026 4:39 PM View: Appendix I Intrawell

Plant Bowen Client: Southern Company Data: Bowen 1, 2, 9, & 10

	GWA-40	GWA-40
3/15/2016	<0.001	
5/11/2016	<0.001	
7/21/2016	<0.001	
9/15/2016	<0.001	
11/3/2016	<0.001	
1/17/2017	<0.001	
3/24/2017	0.0001 (J)	
5/24/2017	0.0001 (J)	
9/26/2017	0.0001 (J)	
3/14/2018	0.00046 (J)	
9/12/2018	<0.001	
3/13/2019	<0.001	
9/9/2019	<0.001	
3/9/2020	9.5E-05 (J)	
9/11/2020	<0.001	
3/10/2021	<0.001	
8/4/2021	<0.001	
1/31/2022	<0.001	
8/12/2022	<0.001	
2/13/2023	<0.001	
7/26/2023	<0.001	
2/19/2024	<0.001	
8/1/2024	<0.001	
2/25/2025	<0.001	
8/27/2025	<0.001	
2/16/2026		<0.001

ND substitution: RL or RL/2 if <15% NDs.

Prediction Limit

Constituent: Lead (mg/L) Analysis Run 6/8/2026 4:39 PM View: Appendix I Intrawell

Plant Bowen Client: Southern Company Data: Bowen 1, 2, 9, & 10

	GWA-41	GWA-41
3/15/2016	<0.001	
5/12/2016	<0.001	
7/20/2016	<0.001	
9/15/2016	<0.001	
11/3/2016	<0.001	
1/18/2017	<0.001	
3/24/2017	<0.001	
6/6/2017	<0.001	
9/25/2017	<0.001	
3/14/2018	<0.001	
9/12/2018	<0.001	
3/14/2019	<0.001	
9/10/2019	<0.001	
3/6/2020	9.1E-05 (J)	
9/10/2020	<0.001	
3/11/2021	<0.001	
8/4/2021	<0.001	
1/31/2022	<0.001	
8/11/2022	<0.001	
2/13/2023	<0.001	
7/25/2023	<0.001	
2/19/2024	<0.001	
8/1/2024	<0.001	
2/25/2025	<0.001	
8/28/2025	<0.001	
2/16/2026		<0.001

ND substitution: RL or RL/2 if <15% NDs.

Prediction Limit

Constituent: Lead (mg/L) Analysis Run 6/8/2026 4:39 PM View: Appendix I Intrawell

Plant Bowen Client: Southern Company Data: Bowen 1, 2, 9, & 10

	GWA-41R	GWA-41R
3/15/2016	<0.001	
5/13/2016	<0.001	
7/21/2016	0.0001 (J)	
9/21/2016	<0.001	
11/3/2016	<0.001	
1/17/2017	<0.001	
3/27/2017	<0.001	
6/6/2017	<0.001	
9/25/2017	0.0001 (J)	
3/14/2018	0.00031 (J)	
9/12/2018	<0.001	
3/14/2019	0.00031 (J)	
9/10/2019	<0.001	
3/9/2020	4.9E-05 (J)	
9/10/2020	<0.001	
3/10/2021	0.00012 (J)	
8/4/2021	<0.001	
1/31/2022	<0.001	
8/11/2022	<0.001	
2/13/2023	<0.001	
7/25/2023	<0.001	
2/19/2024	<0.001	
8/1/2024	<0.001	
2/25/2025	<0.001	
8/27/2025	<0.001	
2/16/2026		<0.001

ND substitution: RL or RL/2 if <15% NDs.

Prediction Limit

Constituent: Lead (mg/L) Analysis Run 6/8/2026 4:39 PM View: Appendix I Intrawell

Plant Bowen Client: Southern Company Data: Bowen 1, 2, 9, & 10

	GWA-42	GWA-42
3/11/2016	<0.001	
5/16/2016	<0.001	
7/22/2016	0.0001 (J)	
9/19/2016	0.0002 (J)	
11/3/2016	<0.001	
1/17/2017	<0.001	
3/27/2017	<0.001	
6/7/2017	<0.001	
9/26/2017	<0.001	
3/14/2018	<0.001	
9/14/2018	<0.001	
3/14/2019	<0.001	
9/10/2019	<0.001	
3/6/2020	0.00011 (J)	
9/10/2020	<0.001	
3/11/2021	<0.001	
8/4/2021	<0.001	
1/31/2022	<0.001	
8/10/2022	<0.001	
2/13/2023	<0.001	
7/26/2023	<0.001	
2/20/2024	<0.001	
8/1/2024	<0.001	
2/25/2025	<0.001	
8/28/2025	<0.001	
2/16/2026		<0.001

ND substitution: RL or RL/2 if <15% NDs.

Prediction Limit

Constituent: Lead (mg/L) Analysis Run 6/8/2026 4:39 PM View: Appendix I Intrawell

Plant Bowen Client: Southern Company Data: Bowen 1, 2, 9, & 10

	GWA-43	GWA-43
3/11/2016	<0.001	
5/13/2016	<0.001	
7/19/2016	<0.001	
9/16/2016	<0.001	
11/2/2016	<0.001	
1/18/2017	<0.001	
3/28/2017	<0.001	
6/6/2017	7E-05 (J)	
9/22/2017	8E-05 (J)	
3/14/2018	<0.001	
9/12/2018	<0.001	
3/13/2019	<0.001	
9/11/2019	0.0001 (J)	
3/9/2020	9.1E-05 (J)	
9/11/2020	4.6E-05 (J)	
3/11/2021	6.3E-05 (J)	
8/6/2021	<0.001	
1/31/2022	<0.001	
8/11/2022	<0.001	
2/14/2023	<0.001	
7/25/2023	0.00018 (J)	
2/20/2024	<0.001	
8/2/2024	<0.001	
2/25/2025	<0.001	
8/28/2025	<0.001	
2/16/2026		<0.001

ND substitution: RL or RL/2 if <15% NDs.

Prediction Limit

Constituent: Lead (mg/L) Analysis Run 6/8/2026 4:39 PM View: Appendix I Intrawell

Plant Bowen Client: Southern Company Data: Bowen 1, 2, 9, & 10

	GWA-43R	GWA-43R
3/11/2016	<0.001	
5/13/2016	<0.001	
7/19/2016	<0.001	
9/16/2016	<0.001	
11/2/2016	<0.001	
1/18/2017	<0.001	
3/28/2017	<0.001	
6/6/2017	0.0001 (J)	
9/22/2017	7E-05 (J)	
3/15/2018	0.0038 (J)	
9/12/2018	<0.001	
3/13/2019	<0.001	
9/11/2019	9.2E-05 (J)	
3/9/2020	9.6E-05 (J)	
9/14/2020	6.6E-05 (J)	
3/11/2021	0.00013 (J)	
8/5/2021	<0.001	
1/31/2022	<0.001	
8/10/2022	<0.001	
2/13/2023	<0.001	
7/25/2023	<0.001	
2/20/2024	<0.001	
8/2/2024	<0.001	
2/25/2025	<0.001	
8/28/2025	<0.001	
2/16/2026		<0.001

ND substitution: RL or RL/2 if <15% NDs.

Prediction Limit

Constituent: Lead (mg/L) Analysis Run 6/8/2026 4:39 PM View: Appendix I Intrawell

Plant Bowen Client: Southern Company Data: Bowen 1, 2, 9, & 10

	GWA-50	GWA-50
12/12/2008	<0.001	
4/23/2009	<0.001	
10/6/2009	<0.001	
4/27/2010	<0.001	
9/30/2010	<0.001	
4/14/2011	<0.001	
10/5/2011	<0.001	
4/11/2012	<0.001	
10/2/2012	<0.001	
4/9/2013	<0.001	
10/15/2013	<0.001	
4/10/2014	<0.001	
10/1/2014	<0.001	
3/30/2015	<0.001	
10/11/2015	<0.001	
3/28/2016	<0.001	
5/23/2016	<0.001	
8/1/2016	<0.001	
9/26/2016	0.0001 (J)	
11/10/2016	<0.001	
1/30/2017	<0.001	
4/7/2017	<0.001	
6/12/2017	<0.001	
10/2/2017	0.0003 (J)	
3/16/2018	<0.001	
9/17/2018	<0.001	
3/19/2019	<0.001	
9/13/2019	<0.001	
3/11/2020	<0.001	
9/16/2020	9.3E-05 (J)	
3/17/2021	<0.001	
8/9/2021	<0.001	
2/1/2022	<0.001	
8/16/2022	<0.001	
2/16/2023	<0.001	
7/28/2023	<0.001	
2/22/2024	<0.001	
8/8/2024	<0.001	
2/27/2025	<0.001	
9/2/2025	<0.001	
2/17/2026		<0.001

ND substitution: RL or RL/2 if <15% NDs.

Prediction Limit

Constituent: Lead (mg/L) Analysis Run 6/8/2026 4:39 PM View: Appendix I Intrawell

Plant Bowen Client: Southern Company Data: Bowen 1, 2, 9, & 10

	GWC-5	GWC-5
8/23/2007	<0.001	
10/25/2007	<0.001	
11/19/2007	<0.001	
1/23/2008	<0.001	
3/11/2008	<0.001	
5/12/2008	<0.001	
12/11/2008	<0.001	
4/15/2009	<0.001	
10/9/2009	<0.001	
5/4/2010	<0.001	
10/12/2010	<0.001	
4/28/2011	<0.001	
10/19/2011	<0.001	
5/2/2012	<0.001	
10/9/2012	<0.001	
4/11/2013	<0.001	
10/16/2013	<0.001	
4/23/2014	<0.001	
10/3/2014	<0.001	
3/31/2015	<0.001	
10/12/2015	<0.001	
3/28/2016	<0.001	
5/25/2016	<0.001	
8/1/2016	<0.001	
9/27/2016	<0.001	
11/11/2016	<0.001	
1/31/2017	<0.001	
4/3/2017	<0.001	
6/12/2017	<0.001	
10/3/2017	<0.001	
3/19/2018	<0.001	
9/17/2018	<0.001	
3/20/2019	<0.001	
9/16/2019	<0.001	
3/16/2020	5.1E-05 (J)	
9/16/2020	<0.001	
3/17/2021	<0.001	
8/9/2021	<0.001	
2/2/2022	<0.001	
8/16/2022	<0.001	
2/20/2023	<0.001	
7/28/2023	<0.001	
2/26/2024	<0.001	
8/8/2024	<0.001	
2/27/2025	<0.001	
9/3/2025	<0.001	
2/19/2026		<0.001

ND substitution: RL or RL/2 if <15% NDs.

Prediction Limit

Constituent: Lead (mg/L) Analysis Run 6/8/2026 4:39 PM View: Appendix I Intrawell

Plant Bowen Client: Southern Company Data: Bowen 1, 2, 9, & 10

	GWC-6	GWC-6
8/22/2007	<0.001	
10/25/2007	<0.001	
11/20/2007	<0.001	
1/23/2008	<0.001	
3/11/2008	<0.001	
5/14/2008	<0.001	
12/11/2008	<0.001	
4/23/2009	<0.001	
10/9/2009	<0.001	
5/4/2010	<0.001	
10/11/2010	<0.001	
4/26/2011	<0.001	
10/18/2011	<0.001	
5/2/2012	<0.001	
10/8/2012	<0.001	
4/10/2013	<0.001	
10/8/2013	<0.001	
4/14/2014	<0.001	
10/3/2014	<0.001	
4/1/2015	<0.001	
10/9/2015	<0.001	
3/29/2016	<0.001	
5/24/2016	<0.001	
8/1/2016	<0.001	
9/26/2016	0.0003 (J)	
11/18/2016	<0.001	
2/1/2017	<0.001	
4/6/2017	7E-05 (J)	
6/13/2017	<0.001	
10/3/2017	<0.001	
3/19/2018	<0.001	
9/17/2018	<0.001	
3/21/2019	<0.001	
9/16/2019	0.0001 (J)	
3/12/2020	0.0001 (J)	
9/16/2020	0.00012 (J)	
3/17/2021	7.4E-05 (J)	
8/10/2021	<0.001	
2/2/2022	<0.001	
8/17/2022	<0.001	
2/17/2023	<0.001	
7/31/2023	<0.001	
2/26/2024	<0.001	
8/8/2024	<0.001	
2/27/2025	<0.001	
9/3/2025	<0.001	
2/20/2026		<0.001

ND substitution: RL or RL/2 if <15% NDs.

Prediction Limit

Constituent: Lead (mg/L) Analysis Run 6/8/2026 4:39 PM View: Appendix I Intrawell

Plant Bowen Client: Southern Company Data: Bowen 1, 2, 9, & 10

	GWC-6RZ	GWC-6RZ
5/26/2015	<0.001	
6/18/2015	<0.001	
7/2/2015	<0.001	
10/9/2015	<0.001	
3/29/2016	<0.001	
5/24/2016	<0.001	
8/1/2016	<0.001	
9/26/2016	<0.001	
11/14/2016	<0.001	
2/1/2017	<0.001	
4/6/2017	7E-05 (J)	
6/13/2017	8E-05 (J)	
10/3/2017	<0.001	
3/20/2018	<0.001	
9/17/2018	<0.001	
3/21/2019	<0.001	
9/16/2019	<0.001	
3/12/2020	7E-05 (J)	
9/16/2020	<0.001	
3/17/2021	<0.001	
8/10/2021	<0.001	
2/2/2022	<0.001	
8/17/2022	<0.001	
2/17/2023	<0.001	
7/28/2023	<0.001	
2/26/2024	<0.001	
8/8/2024	<0.001	
2/27/2025	<0.001	
9/2/2025	<0.001	
2/20/2026		<0.001

ND substitution: RL or RL/2 if <15% NDs.

Prediction Limit

Constituent: Lead (mg/L) Analysis Run 6/8/2026 4:39 PM View: Appendix I Intrawell

Plant Bowen Client: Southern Company Data: Bowen 1, 2, 9, & 10

	GWC-7Z	GWC-7Z
8/22/2007	<0.001	
10/25/2007	<0.001	
11/20/2007	<0.001	
1/16/2008	<0.001	
3/6/2008	<0.001	
5/13/2008	<0.001	
12/13/2008	<0.001	
4/15/2009	<0.001	
10/9/2009	<0.001	
4/27/2010	<0.001	
10/5/2010	<0.001	
4/19/2011	<0.001	
10/12/2011	<0.001	
4/24/2012	<0.001	
10/3/2012	<0.001	
4/9/2013	<0.001	
10/8/2013	<0.001	
4/10/2014	<0.001	
10/2/2014	<0.001	
4/2/2015	<0.001	
10/10/2015	<0.001	
5/31/2016	<0.001	
8/2/2016	0.0001 (J)	
9/27/2016	0.0001 (J)	
11/21/2016	0.0001 (J)	
2/1/2017	0.0001 (J)	
4/6/2017	0.0002 (J)	
6/13/2017	<0.001	
7/14/2017	<0.001	
10/3/2017	9E-05 (J)	
3/20/2018	<0.001	
9/18/2018	<0.001	
3/21/2019	<0.001	
9/13/2019	<0.001	
3/12/2020	8.2E-05 (J)	
9/16/2020	0.00011 (J)	
3/17/2021	4.9E-05 (J)	
8/10/2021	<0.001	
2/2/2022	<0.001	
8/17/2022	<0.001	
2/20/2023	<0.001	
7/31/2023	<0.001	
2/26/2024	<0.001	
8/8/2024	<0.001	
2/27/2025	<0.001	
9/3/2025	<0.001	
2/19/2026		<0.001

ND substitution: RL or RL/2 if <15% NDs.

Prediction Limit

Constituent: Lead (mg/L) Analysis Run 6/8/2026 4:39 PM View: Appendix I Intrawell

Plant Bowen Client: Southern Company Data: Bowen 1, 2, 9, & 10

	GWC-8RR	GWC-8RR
8/22/2007	<0.001	
10/26/2007	<0.001	
11/20/2007	<0.001	
1/23/2008	<0.001	
3/10/2008	<0.001	
5/6/2008	<0.001	
12/12/2008	0.015 (o)	
4/23/2009	<0.001	
10/8/2009	<0.001	
5/4/2010	<0.001	
10/7/2010	<0.001	
4/26/2011	<0.001	
10/18/2011	<0.001	
4/30/2012	<0.001	
10/3/2012	<0.001	
4/8/2013	<0.001	
10/9/2013	<0.001	
4/10/2014	<0.001	
10/2/2014	<0.001	
4/3/2015	<0.001	
10/8/2015	<0.001	
3/30/2016	<0.001	
5/24/2016	<0.001	
8/2/2016	<0.001	
9/27/2016	<0.001	
11/22/2016	<0.001	
2/6/2017	<0.001	
4/6/2017	0.0001 (J)	
6/14/2017	<0.001	
10/4/2017	<0.001	
3/21/2018	<0.001	
9/18/2018	<0.001	
3/27/2019	<0.001	
9/16/2019	<0.001	
3/12/2020	5.6E-05 (J)	
9/17/2020	8E-05 (J)	
3/17/2021	<0.001	
8/10/2021	<0.001	
2/2/2022	<0.001	
8/17/2022	<0.001	
2/21/2023	<0.001	
7/31/2023	<0.001	
2/27/2024	<0.001	
8/12/2024	<0.001	
3/4/2025	<0.001	
9/3/2025	<0.001	
2/19/2026		<0.001

ND substitution: RL or RL/2 if <15% NDs.

Prediction Limit

Constituent: Lead (mg/L) Analysis Run 6/8/2026 4:39 PM View: Appendix I Intrawell

Plant Bowen Client: Southern Company Data: Bowen 1, 2, 9, & 10

	GWC-8Z	GWC-8Z
8/22/2007	<0.001	
11/1/2007	<0.001	
11/20/2007	<0.001	
1/23/2008	<0.001	
3/10/2008	<0.001	
5/12/2008	<0.001	
12/12/2008	<0.001	
4/22/2009	<0.001	
10/8/2009	<0.001	
4/28/2010	<0.001	
10/7/2010	<0.001	
4/20/2011	<0.001	
10/12/2011	<0.001	
4/30/2012	<0.001	
10/3/2012	<0.001	
4/9/2013	<0.001	
10/9/2013	<0.001	
4/9/2014	<0.001	
10/2/2014	<0.001	
4/2/2015	<0.001	
5/26/2015	<0.001	
6/18/2015	<0.001	
7/2/2015	<0.001	
10/8/2015	<0.001	
3/22/2016	<0.001	
5/25/2016	<0.001	
8/2/2016	0.0002 (J)	
9/26/2016	0.0001 (J)	
11/21/2016	0.0001 (J)	
2/3/2017	0.0002 (J)	
4/7/2017	0.0002 (J)	
6/13/2017	0.0002 (J)	
10/3/2017	0.0002 (J)	
3/20/2018	0.00042 (J)	
9/18/2018	<0.001	
5/6/2019	0.00032 (J)	
9/16/2019	5.4E-05 (J)	
3/16/2020	0.00016 (J)	
9/17/2020	6.5E-05 (J)	
3/18/2021	0.00011 (J)	
8/10/2021	<0.001	
2/2/2022	<0.001	
8/17/2022	<0.001	
2/20/2023	<0.001	
7/31/2023	<0.001	
2/26/2024	<0.001	
8/12/2024	<0.001	
2/28/2025	<0.001	
9/3/2025	<0.001	
2/19/2026		<0.001

ND substitution: RL or RL/2 if <15% NDs.

Prediction Limit

Constituent: Lead (mg/L) Analysis Run 6/8/2026 4:39 PM View: Appendix I Intrawell

Plant Bowen Client: Southern Company Data: Bowen 1, 2, 9, & 10

	GWC-9	GWC-9
8/23/2007	<0.001	
11/1/2007	<0.001	
11/19/2007	<0.001	
1/15/2008	<0.001	
3/6/2008	<0.001	
5/13/2008	<0.001	
12/12/2008	<0.001	
4/16/2009	<0.001	
10/13/2009	<0.001	
4/21/2010	<0.001	
9/29/2010	<0.001	
4/13/2011	<0.001	
10/5/2011	<0.001	
4/4/2012	0.0012	
10/8/2012	<0.001	
4/8/2013	<0.001	
10/9/2013	<0.001	
4/9/2014	<0.001	
9/30/2014	<0.001	
4/2/2015	<0.001	
10/10/2015	<0.001	
3/30/2016	<0.001	
5/26/2016	<0.001	
8/5/2016	0.0001 (J)	
9/28/2016	0.0002 (J)	
11/21/2016	0.0002 (J)	
2/6/2017	0.0001 (J)	
4/6/2017	0.0001 (J)	
6/13/2017	8E-05 (J)	
10/3/2017	<0.001	
3/20/2018	<0.001	
9/18/2018	<0.001	
3/21/2019	<0.001	
9/16/2019	6.1E-05 (J)	
3/12/2020	0.00016 (J)	
9/17/2020	7.9E-05 (J)	
3/18/2021	0.0001 (J)	
8/10/2021	<0.001	
2/2/2022	<0.001	
8/17/2022	<0.001	
2/21/2023	<0.001	
7/31/2023	<0.001	
2/27/2024	<0.001	
8/12/2024	<0.001	
2/28/2025	<0.001	
9/3/2025	<0.001	
2/18/2026		<0.001

ND substitution: RL or RL/2 if <15% NDs.

Prediction Limit

Constituent: Lead (mg/L) Analysis Run 6/8/2026 4:39 PM View: Appendix I Intrawell

Plant Bowen Client: Southern Company Data: Bowen 1, 2, 9, & 10

	GWC-10	GWC-10
8/21/2007	<0.001	
11/1/2007	<0.001	
11/20/2007	<0.001	
1/30/2008	<0.001	
3/6/2008	<0.001	
5/12/2008	<0.001	
12/13/2008	<0.001	
4/29/2009	<0.001	
10/20/2009	<0.001	
4/26/2010	<0.001	
9/29/2010	<0.001	
4/13/2011	<0.001	
10/5/2011	<0.001	
4/4/2012	<0.001	
10/3/2012	<0.001	
4/3/2013	<0.001	
10/15/2013	<0.001	
4/9/2014	<0.001	
10/2/2014	<0.001	
4/2/2015	<0.001	
10/10/2015	<0.001	
3/31/2016	<0.001	
5/26/2016	<0.001	
8/5/2016	<0.001	
9/28/2016	<0.001	
11/22/2016	<0.001	
2/7/2017	<0.001	
4/10/2017	<0.001	
6/14/2017	<0.001	
10/4/2017	<0.001	
3/20/2018	<0.001	
9/18/2018	<0.001	
3/22/2019	<0.001	
9/17/2019	4.7E-05 (J)	
3/12/2020	<0.001	
9/17/2020	<0.001	
3/18/2021	<0.001	
8/10/2021	<0.001	
2/4/2022	<0.001	
8/17/2022	<0.001	
2/20/2023	<0.001	
7/31/2023	<0.001	
2/27/2024	<0.001	
8/12/2024	<0.001	
2/28/2025	<0.001	
9/3/2025	<0.001	
2/19/2026		<0.001

ND substitution: RL or RL/2 if <15% NDs.

Prediction Limit

Constituent: Lead (mg/L) Analysis Run 6/8/2026 4:39 PM View: Appendix I Intrawell

Plant Bowen Client: Southern Company Data: Bowen 1, 2, 9, & 10

	GWC-10R	GWC-10R
8/21/2007	<0.001	
11/1/2007	<0.001	
11/20/2007	<0.001	
1/30/2008	<0.001	
3/6/2008	<0.001	
5/8/2008	<0.001	
12/14/2008	<0.001	
4/29/2009	<0.001	
10/21/2009	<0.001	
4/21/2010	<0.001	
9/28/2010	<0.001	
4/12/2011	<0.001	
10/4/2011	<0.001	
4/3/2012	<0.001	
10/8/2012	<0.001	
4/3/2013	<0.001	
10/15/2013	<0.001	
4/9/2014	<0.001	
10/2/2014	<0.001	
4/2/2015	<0.001	
10/12/2015	<0.001	
3/31/2016	<0.001	
5/26/2016	<0.001	
8/3/2016	<0.001	
9/28/2016	<0.001	
11/22/2016	<0.001	
2/7/2017	<0.001	
4/10/2017	<0.001	
6/14/2017	<0.001	
10/4/2017	<0.001	
3/21/2018	<0.001	
9/18/2018	<0.001	
3/22/2019	<0.001	
9/17/2019	0.00017 (J)	
3/12/2020	<0.001	
9/17/2020	<0.001	
3/18/2021	<0.001	
8/11/2021	<0.001	
2/4/2022	<0.001	
8/18/2022	<0.001	
2/20/2023	<0.001	
7/31/2023	<0.001	
2/27/2024	<0.001	
8/12/2024	<0.001	
3/3/2025	<0.001	
9/3/2025	<0.001	
2/19/2026		<0.001

ND substitution: RL or RL/2 if <15% NDs.

Prediction Limit

Constituent: Lead (mg/L) Analysis Run 6/8/2026 4:39 PM View: Appendix I Intrawell

Plant Bowen Client: Southern Company Data: Bowen 1, 2, 9, & 10

	GWC-11	GWC-11
8/21/2007	<0.001	
11/1/2007	<0.001	
11/18/2007	<0.001	
1/30/2008	<0.001	
3/5/2008	<0.001	
5/7/2008	<0.001	
12/14/2008	<0.001	
4/29/2009	<0.001	
10/22/2009	<0.001	
4/21/2010	<0.001	
9/28/2010	<0.001	
4/12/2011	<0.001	
10/4/2011	<0.001	
4/3/2012	<0.001	
10/3/2012	<0.001	
4/3/2013	<0.001	
10/9/2013	<0.001	
4/2/2014	<0.001	
10/2/2014	<0.001	
4/1/2015	<0.001	
10/11/2015	<0.001	
4/4/2016	<0.001	
5/26/2016	<0.001	
8/3/2016	<0.001	
9/28/2016	<0.001	
11/22/2016	<0.001	
2/8/2017	<0.001	
4/10/2017	<0.001	
6/15/2017	9E-05 (J)	
10/4/2017	<0.001	
3/21/2018	<0.001	
9/18/2018	<0.001	
3/23/2019	<0.001	
9/17/2019	4.6E-05 (J)	
3/12/2020	5.2E-05 (J)	
9/21/2020	<0.001	
3/19/2021	<0.001	
8/11/2021	<0.001	
2/4/2022	<0.001	
8/18/2022	<0.001	
2/20/2023	<0.001	
8/1/2023	<0.001	
2/28/2024	<0.001	
8/13/2024	<0.001	
3/4/2025	<0.001	
9/3/2025	<0.001	
2/19/2026		<0.001

ND substitution: RL or RL/2 if <15% NDs.

Prediction Limit

Constituent: Lead (mg/L) Analysis Run 6/8/2026 4:39 PM View: Appendix I Intrawell

Plant Bowen Client: Southern Company Data: Bowen 1, 2, 9, & 10

	GWC-11R	GWC-11R
8/21/2007	<0.001	
11/1/2007	<0.001	
11/18/2007	<0.001	
1/30/2008	<0.001	
3/6/2008	<0.001	
5/7/2008	<0.001	
12/14/2008	<0.001	
4/29/2009	<0.001	
10/22/2009	<0.001	
4/21/2010	<0.001	
9/29/2010	<0.001	
4/13/2011	<0.001	
10/4/2011	<0.001	
4/4/2012	<0.001	
10/3/2012	<0.001	
4/3/2013	<0.001	
10/9/2013	<0.001	
4/2/2014	<0.001	
10/2/2014	<0.001	
4/1/2015	<0.001	
10/11/2015	<0.001	
4/4/2016	<0.001	
5/26/2016	<0.001	
8/4/2016	<0.001	
9/28/2016	<0.001	
11/22/2016	<0.001	
2/8/2017	<0.001	
4/10/2017	<0.001	
6/15/2017	<0.001	
10/4/2017	<0.001	
3/22/2018	<0.001	
9/18/2018	<0.001	
3/23/2019	<0.001	
9/17/2019	8.2E-05 (J)	
3/12/2020	4.6E-05 (J)	
9/21/2020	<0.001	
3/19/2021	0.00018 (J)	
8/11/2021	<0.001	
2/4/2022	<0.001	
8/18/2022	<0.001	
2/20/2023	<0.001	
8/1/2023	<0.001	
2/28/2024	<0.001	
8/12/2024	<0.001	
3/3/2025	<0.001	
9/3/2025	<0.001	
2/20/2026		<0.001

ND substitution: RL or RL/2 if <15% NDs.

Prediction Limit

Constituent: Lead (mg/L) Analysis Run 6/8/2026 4:39 PM View: Appendix I Intrawell

Plant Bowen Client: Southern Company Data: Bowen 1, 2, 9, & 10

	GWC-12	GWC-12
8/21/2007	<0.001	
11/1/2007	<0.001	
11/19/2007	<0.001	
1/16/2008	<0.001	
3/5/2008	<0.001	
5/13/2008	<0.001	
12/13/2008	<0.001	
4/16/2009	<0.001	
10/21/2009	<0.001	
4/27/2010	<0.001	
10/5/2010	<0.001	
4/19/2011	<0.001	
10/12/2011	<0.001	
4/24/2012	<0.001	
10/2/2012	<0.001	
4/2/2013	<0.001	
10/9/2013	<0.001	
4/1/2014	<0.001	
10/2/2014	<0.001	
4/1/2015	<0.001	
10/14/2015	<0.001	
4/4/2016	<0.001	
5/27/2016	<0.001	
8/3/2016	<0.001	
9/30/2016	<0.001	
11/22/2016	<0.001	
2/13/2017	<0.001	
4/11/2017	7E-05 (J)	
6/14/2017	<0.001	
10/4/2017	<0.001	
3/22/2018	<0.001	
9/18/2018	<0.001	
3/23/2019	<0.001	
9/17/2019	<0.001	
3/12/2020	<0.001	
9/21/2020	<0.001	
3/19/2021	<0.001	
8/11/2021	<0.001	
2/2/2022	<0.001	
8/18/2022	<0.001	
2/21/2023	<0.001	
8/1/2023	<0.001	
2/27/2024	<0.001	
8/12/2024	<0.001	
3/4/2025	<0.001	
9/3/2025	<0.001	
2/18/2026		<0.001

ND substitution: RL or RL/2 if <15% NDs.

Prediction Limit

Constituent: Lead (mg/L) Analysis Run 6/8/2026 4:39 PM View: Appendix I Intrawell

Plant Bowen Client: Southern Company Data: Bowen 1, 2, 9, & 10

	GWC-13	GWC-13
8/21/2007	<0.001	
11/1/2007	<0.001	
11/19/2007	<0.001	
1/31/2008	<0.001	
3/5/2008	<0.001	
5/12/2008	<0.001	
12/13/2008	<0.001	
4/28/2009	<0.001	
10/21/2009	<0.001	
4/28/2010	<0.001	
10/5/2010	<0.001	
4/19/2011	<0.001	
10/18/2011	<0.001	
4/25/2012	<0.001	
10/2/2012	<0.001	
4/2/2013	<0.001	
10/8/2013	<0.001	
4/1/2014	<0.001	
10/1/2014	<0.001	
4/1/2015	<0.001	
10/15/2015	<0.001	
4/4/2016	<0.001	
5/31/2016	<0.001	
8/4/2016	0.0001 (J)	
9/29/2016	0.0001 (J)	
11/28/2016	<0.001	
2/9/2017	0.0001 (J)	
4/12/2017	0.0002 (J)	
6/16/2017	0.0002 (J)	
10/9/2017	0.0001 (J)	
3/21/2018	<0.001	
9/19/2018	<0.001	
3/23/2019	<0.001	
9/18/2019	0.0002 (J)	
3/13/2020	0.00013 (J)	
9/22/2020	0.00015 (J)	
3/18/2021	0.00024 (J)	
8/11/2021	<0.001	
2/17/2022	<0.001	
8/18/2022	<0.001	
2/22/2023	<0.001	
8/1/2023	<0.001	
2/27/2024	<0.001	
8/12/2024	<0.001	
3/3/2025	<0.001	
9/3/2025	<0.001	
2/19/2026		<0.001

ND substitution: RL or RL/2 if <15% NDs.

Prediction Limit

Constituent: Lead (mg/L) Analysis Run 6/8/2026 4:39 PM View: Appendix I Intrawell

Plant Bowen Client: Southern Company Data: Bowen 1, 2, 9, & 10

	GWC-13RZ	GWC-13RZ
8/21/2007	<0.001	
11/1/2007	<0.001	
11/19/2007	<0.001	
1/31/2008	<0.001	
3/5/2008	<0.001	
5/7/2008	<0.001	
12/12/2008	0.013 (o)	
4/29/2009	<0.001	
10/21/2009	<0.001	
4/28/2010	<0.001	
10/6/2010	<0.001	
4/20/2011	<0.001	
10/12/2011	<0.001	
4/25/2012	<0.001	
10/2/2012	<0.001	
4/2/2013	<0.001	
10/8/2013	<0.001	
4/1/2014	<0.001	
10/1/2014	<0.001	
3/31/2015	<0.001	
10/14/2015	<0.001	
4/4/2016	<0.001	
6/1/2016	<0.001	
2/22/2017	0.0003 (J)	
4/11/2017	<0.001	
6/16/2017	<0.001	
7/12/2017	<0.001	
7/28/2017	<0.001	
8/10/2017	<0.001	
10/6/2017	<0.001	
3/23/2018	<0.001	
9/20/2018	<0.001	
3/22/2019	<0.001	
9/19/2019	4.8E-05 (J)	
3/17/2020	<0.001	
9/22/2020	7.1E-05 (J)	
3/19/2021	7.4E-05 (J)	
8/12/2021	<0.001	
2/4/2022	<0.001	
8/19/2022	<0.001	
2/22/2023	<0.001	
8/2/2023	<0.001	
2/28/2024	<0.001	
8/13/2024	<0.001	
3/4/2025	<0.001	
9/4/2025	<0.001	
2/20/2026		<0.001

ND substitution: RL or RL/2 if <15% NDs.

Prediction Limit

Constituent: Lead (mg/L) Analysis Run 6/8/2026 4:39 PM View: Appendix I Intrawell

Plant Bowen Client: Southern Company Data: Bowen 1, 2, 9, & 10

	GWC-14Z	GWC-14Z
8/24/2007	<0.001	
11/2/2007	<0.001	
11/17/2007	<0.001	
1/15/2008	<0.001	
3/5/2008	<0.001	
5/7/2008	<0.001	
12/2/2008	<0.001	
4/16/2009	<0.001	
10/20/2009	<0.001	
4/20/2010	<0.001	
9/29/2010	<0.001	
4/12/2011	<0.001	
10/4/2011	<0.001	
4/4/2012	<0.001	
10/10/2012	<0.001	
4/15/2013	<0.001	
10/22/2013	<0.001	
4/21/2014	<0.001	
9/30/2014	<0.001	
4/3/2015	<0.001	
10/7/2015	<0.001	
4/5/2016	<0.001	
6/1/2016	<0.001	
8/9/2016	<0.001	
11/28/2016	<0.001	
2/9/2017	0.0002 (J)	
4/11/2017	<0.001	
6/14/2017	<0.001	
7/12/2017	<0.001	
10/5/2017	<0.001	
3/22/2018	<0.001	
9/19/2018	<0.001	
3/22/2019	<0.001	
9/17/2019	<0.001	
3/13/2020	<0.001	
9/21/2020	0.00023 (J)	
3/18/2021	<0.001	
8/11/2021	<0.001	
2/4/2022	<0.001	
8/18/2022	<0.001	
2/22/2023	<0.001	
8/1/2023	<0.001	
2/28/2024	<0.001	
8/13/2024	<0.001	
3/3/2025	<0.001	
9/4/2025	<0.001	
2/24/2026		<0.001

ND substitution: RL or RL/2 if <15% NDs.

Prediction Limit

Constituent: Lead (mg/L) Analysis Run 6/8/2026 4:39 PM View: Appendix I Intrawell

Plant Bowen Client: Southern Company Data: Bowen 1, 2, 9, & 10

	GWC-15R	GWC-15R
8/23/2007	<0.001	
11/2/2007	<0.001	
11/17/2007	<0.001	
1/15/2008	<0.001	
3/6/2008	<0.001	
5/7/2008	<0.001	
12/2/2008	<0.001	
4/28/2009	<0.001	
10/19/2009	<0.001	
4/27/2010	<0.001	
10/4/2010	<0.001	
4/18/2011	<0.001	
10/12/2011	<0.001	
4/23/2012	<0.001	
10/10/2012	<0.001	
4/15/2013	<0.001	
10/22/2013	<0.001	
4/21/2014	<0.001	
9/30/2014	<0.001	
4/3/2015	<0.001	
10/7/2015	<0.001	
4/5/2016	<0.001	
5/31/2016	<0.001	
8/4/2016	<0.001	
9/29/2016	0.0008 (J)	
11/23/2016	0.0011 (J)	
2/10/2017	<0.001	
4/12/2017	0.0003 (J)	
6/15/2017	0.0005 (J)	
10/6/2017	0.0004 (J)	
3/23/2018	0.00028 (J)	
9/19/2018	0.00029 (J)	
3/25/2019	0.00047 (J)	
9/17/2019	0.00016 (J)	
3/13/2020	0.00037 (J)	
9/21/2020	0.00093 (J)	
3/18/2021	0.00036 (J)	
8/11/2021	<0.001	
2/4/2022	<0.001	
8/19/2022	<0.001	
2/22/2023	<0.001	
8/2/2023	0.00024 (J)	
2/28/2024	0.00023 (J)	
8/13/2024	0.00023 (J)	
3/3/2025	0.0004 (J)	
9/4/2025	<0.001	
2/24/2026		<0.001

ND substitution: RL or RL/2 if <15% NDs.

Prediction Limit

Constituent: Lead (mg/L) Analysis Run 6/8/2026 4:39 PM View: Appendix I Intrawell

Plant Bowen Client: Southern Company Data: Bowen 1, 2, 9, & 10

	GWC-15Z	GWC-15Z
8/24/2007	<0.001	
11/2/2007	<0.001	
11/18/2007	<0.001	
1/15/2008	<0.001	
3/10/2008	<0.001	
5/13/2008	<0.001	
12/2/2008	<0.001	
4/28/2009	<0.001	
10/20/2009	<0.001	
4/27/2010	<0.001	
10/5/2010	<0.001	
4/19/2011	<0.001	
10/12/2011	<0.001	
4/25/2012	<0.001	
10/10/2012	<0.001	
4/16/2013	<0.001	
10/22/2013	<0.001	
4/21/2014	<0.001	
9/30/2014	<0.001	
4/3/2015	<0.001	
10/6/2015	<0.001	
4/5/2016	<0.001	
5/31/2016	<0.001	
11/23/2016	<0.001	
2/10/2017	<0.001	
4/11/2017	0.0001 (J)	
6/15/2017	<0.001	
7/12/2017	<0.001	
7/26/2017	<0.001	
10/6/2017	<0.001	
3/23/2018	<0.001	
9/19/2018	<0.001	
3/22/2019	<0.001	
9/17/2019	<0.001	
3/13/2020	4.8E-05 (J)	
9/21/2020	7.5E-05 (J)	
3/18/2021	4E-05 (J)	
8/11/2021	<0.001	
2/7/2022	<0.001	
8/19/2022	<0.001	
2/22/2023	<0.001	
8/1/2023	<0.001	
2/28/2024	<0.001	
8/13/2024	<0.001	
3/3/2025	<0.001	
9/4/2025	<0.001	
2/24/2026		<0.001

ND substitution: RL or RL/2 if <15% NDs.

Prediction Limit

Constituent: Lead (mg/L) Analysis Run 6/8/2026 4:39 PM View: Appendix I Intrawell

Plant Bowen Client: Southern Company Data: Bowen 1, 2, 9, & 10

	GWC-44	GWC-44
3/16/2016	<0.001	
5/16/2016	<0.001	
7/25/2016	0.0003 (J)	
9/19/2016	0.0002 (J)	
11/3/2016	0.0002 (J)	
1/19/2017	0.0003 (J)	
3/28/2017	0.0005 (J)	
6/5/2017	0.0007 (J)	
9/26/2017	0.0004 (J)	
3/15/2018	0.00064 (J)	
9/12/2018	0.00037 (J)	
3/14/2019	0.00077 (J)	
9/11/2019	0.00047 (J)	
3/10/2020	0.00066 (J)	
9/15/2020	0.00045 (J)	
3/11/2021	0.00053 (J)	
8/4/2021	<0.001	
1/31/2022	<0.001	
8/15/2022	<0.001	
2/14/2023	<0.001	
7/26/2023	0.0002 (J)	
2/20/2024	0.00041 (J)	
8/6/2024	0.00022 (J)	
2/26/2025	0.00043 (J)	
8/28/2025	<0.001	
2/16/2026		<0.001

ND substitution: RL or RL/2 if <15% NDs.

Prediction Limit

Constituent: Lead (mg/L) Analysis Run 6/8/2026 4:39 PM View: Appendix I Intrawell

Plant Bowen Client: Southern Company Data: Bowen 1, 2, 9, & 10

	GWC-45	GWC-45
8/24/2007	<0.001	
10/23/2007	<0.001	
11/18/2007	0.018 (o)	
1/15/2008	0.047 (o)	
3/5/2008	<0.001	
5/14/2008	<0.001	
12/2/2008	<0.001	
4/28/2009	<0.001	
10/20/2009	<0.001	
4/20/2010	<0.001	
9/28/2010	<0.001	
4/12/2011	<0.001	
10/4/2011	<0.001	
4/3/2012	<0.001	
10/15/2012	<0.001	
4/16/2013	<0.001	
10/22/2013	<0.001	
4/23/2014	<0.001	
10/1/2014	<0.001	
4/3/2015	<0.001	
10/7/2015	<0.001	
3/16/2016	<0.001	
5/16/2016	<0.001	
7/25/2016	0.0002 (J)	
9/19/2016	0.0004 (J)	
11/4/2016	0.0002 (J)	
1/23/2017	0.0001 (J)	
3/29/2017	0.0001 (J)	
6/7/2017	0.0001 (J)	
9/27/2017	0.0003 (J)	
3/15/2018	<0.001	
9/13/2018	<0.001	
3/14/2019	<0.001	
9/11/2019	0.00016 (J)	
3/10/2020	0.00014 (J)	
9/11/2020	0.00012 (J)	
3/11/2021	0.00012 (J)	
8/6/2021	<0.001	
2/1/2022	<0.001	
8/12/2022	<0.001	
2/15/2023	<0.001	
7/26/2023	<0.001	
2/20/2024	0.00021 (J)	
8/5/2024	<0.001	
2/26/2025	<0.001	
9/2/2025	<0.001	
2/17/2026		<0.001

ND substitution: RL or RL/2 if <15% NDs.

Prediction Limit

Constituent: Lead (mg/L) Analysis Run 6/8/2026 4:39 PM View: Appendix I Intrawell

Plant Bowen Client: Southern Company Data: Bowen 1, 2, 9, & 10

	GWC-45R	GWC-45R
8/24/2007	<0.001	
10/23/2007	<0.001	
11/18/2007	<0.001	
1/15/2008	<0.001	
3/5/2008	<0.001	
5/12/2008	<0.001	
12/2/2008	<0.001	
4/28/2009	<0.001	
10/13/2009	<0.001	
4/21/2010	<0.001	
10/4/2010	<0.001	
4/18/2011	<0.001	
10/5/2011	<0.001	
5/3/2012	<0.001	
10/15/2012	<0.001	
4/16/2013	<0.001	
10/22/2013	<0.001	
4/23/2014	<0.001	
10/1/2014	<0.001	
4/3/2015	<0.001	
10/9/2015	<0.001	
3/16/2016	<0.001	
5/16/2016	<0.001	
7/25/2016	0.0001 (J)	
9/19/2016	<0.001	
11/3/2016	<0.001	
1/20/2017	<0.001	
3/29/2017	0.0001 (J)	
6/7/2017	8E-05 (J)	
9/27/2017	9E-05 (J)	
3/15/2018	<0.001	
9/13/2018	<0.001	
3/14/2019	<0.001	
9/11/2019	<0.001	
3/10/2020	<0.001	
9/11/2020	<0.001	
3/11/2021	4.5E-05 (J)	
8/6/2021	<0.001	
2/1/2022	<0.001	
8/12/2022	<0.001	
2/15/2023	<0.001	
7/26/2023	<0.001	
2/20/2024	<0.001	
8/5/2024	<0.001	
2/26/2025	<0.001	
9/2/2025	<0.001	
2/17/2026		<0.001

ND substitution: RL or RL/2 if <15% NDs.

Prediction Limit

Constituent: Lead (mg/L) Analysis Run 6/8/2026 4:39 PM View: Appendix I Intrawell

Plant Bowen Client: Southern Company Data: Bowen 1, 2, 9, & 10

	GWC-47	GWC-47
3/10/2016	<0.001	
5/18/2016	<0.001	
7/27/2016	9E-05 (J)	
9/20/2016	0.0003 (J)	
11/7/2016	<0.001	
1/23/2017	<0.001	
3/29/2017	<0.001	
6/8/2017	0.0001 (J)	
9/27/2017	<0.001	
3/15/2018	<0.001	
9/13/2018	<0.001	
3/15/2019	<0.001	
9/12/2019	<0.001	
3/9/2020	5.8E-05 (J)	
9/14/2020	<0.001	
3/11/2021	4.8E-05 (J)	
8/5/2021	<0.001	
2/1/2022	<0.001	
8/15/2022	<0.001	
2/15/2023	<0.001	
7/27/2023	<0.001	
2/21/2024	<0.001	
8/5/2024	<0.001	
2/26/2025	<0.001	
8/28/2025	<0.001	
2/17/2026		<0.001

ND substitution: RL or RL/2 if <15% NDs.

Prediction Limit

Constituent: Lead (mg/L) Analysis Run 6/8/2026 4:39 PM View: Appendix I Intrawell

Plant Bowen Client: Southern Company Data: Bowen 1, 2, 9, & 10

	GWC-47R	GWC-47R
3/10/2016	<0.001	
5/18/2016	<0.001	
7/27/2016	9E-05 (J)	
9/20/2016	0.0001 (J)	
11/4/2016	<0.001	
1/20/2017	<0.001	
3/29/2017	<0.001	
6/8/2017	<0.001	
9/27/2017	<0.001	
3/16/2018	<0.001	
9/13/2018	<0.001	
3/19/2019	<0.001	
9/11/2019	8.5E-05 (J)	
3/9/2020	8E-05 (J)	
9/15/2020	<0.001	
3/11/2021	<0.001	
8/5/2021	<0.001	
2/1/2022	<0.001	
8/15/2022	<0.001	
2/15/2023	<0.001	
7/27/2023	<0.001	
2/21/2024	<0.001	
8/5/2024	<0.001	
2/26/2025	<0.001	
9/2/2025	<0.001	
2/17/2026		<0.001

ND substitution: RL or RL/2 if <15% NDs.

Prediction Limit

Constituent: Lead (mg/L) Analysis Run 6/8/2026 4:39 PM View: Appendix I Intrawell

Plant Bowen Client: Southern Company Data: Bowen 1, 2, 9, & 10

	GWC-48	GWC-48
3/10/2016	<0.001	
5/17/2016	<0.001	
7/27/2016	<0.001	
9/20/2016	0.0002 (J)	
11/4/2016	<0.001	
1/23/2017	<0.001	
3/28/2017	0.0003 (J)	
6/8/2017	<0.001	
9/29/2017	<0.001	
3/15/2018	<0.001	
9/13/2018	<0.001	
3/15/2019	<0.001	
9/11/2019	5.8E-05 (J)	
3/9/2020	<0.001	
9/14/2020	<0.001	
3/11/2021	<0.001	
8/4/2021	<0.001	
1/31/2022	<0.001	
8/15/2022	<0.001	
2/15/2023	<0.001	
7/26/2023	<0.001	
2/21/2024	<0.001	
8/5/2024	<0.001	
2/26/2025	<0.001	
8/29/2025	<0.001	
2/17/2026		<0.001

ND substitution: RL or RL/2 if <15% NDs.

Prediction Limit

Constituent: Lead (mg/L) Analysis Run 6/8/2026 4:39 PM View: Appendix I Intrawell

Plant Bowen Client: Southern Company Data: Bowen 1, 2, 9, & 10

	GWC-49Z	GWC-49Z
3/17/2016	<0.001	
5/18/2016	<0.001	
7/28/2016	0.0002 (J)	
9/21/2016	0.0003 (J)	
11/7/2016	<0.001	
1/24/2017	0.0002 (J)	
3/30/2017	<0.001	
6/9/2017	<0.001	
9/29/2017	<0.001	
3/15/2018	<0.001	
9/14/2018	<0.001	
3/19/2019	<0.001	
9/11/2019	8.2E-05 (J)	
3/9/2020	0.00017 (J)	
9/14/2020	7.8E-05 (J)	
3/15/2021	4.6E-05 (J)	
8/5/2021	<0.001	
2/1/2022	<0.001	
8/15/2022	<0.001	
2/14/2023	<0.001	
7/27/2023	<0.001	
2/21/2024	<0.001	
8/6/2024	<0.001	
2/26/2025	<0.001	
8/29/2025	<0.001	
2/17/2026		<0.001

ND substitution: RL or RL/2 if <15% NDs.

Prediction Limit

Constituent: Nickel (mg/L) Analysis Run 6/8/2026 4:39 PM View: Appendix I Intrawell

Plant Bowen Client: Southern Company Data: Bowen 1, 2, 9, & 10

	GWA-1	GWA-1
8/23/2007	<0.005	
10/23/2007	0.0096	
11/18/2007	0.023	
1/30/2008	0.11 (O)	
3/10/2008	0.024	
5/13/2008	0.006	
12/5/2008	<0.005	
4/15/2009	<0.005	
10/7/2009	0.0096	
5/3/2010	<0.005	
10/12/2010	<0.005	
4/27/2011	<0.005	
10/17/2011	<0.005	
5/2/2012	<0.005	
10/8/2012	<0.005	
4/12/2013	<0.005	
10/16/2013	<0.005	
4/11/2014	<0.005	
9/30/2014	<0.005	
3/30/2015	0.004	
10/13/2015	<0.005	
3/22/2016	<0.005	
7/29/2016	0.0006 (J)	
3/30/2017	0.0004 (J)	
10/2/2017	<0.005	
3/16/2018	<0.005	
9/17/2018	<0.005	
3/20/2019	<0.005	
9/12/2019	0.00038 (J)	
3/11/2020	0.00068 (J)	
9/15/2020	<0.005	
3/16/2021	<0.005	
8/9/2021	<0.005	
2/1/2022	<0.005	
8/16/2022	<0.005	
2/16/2023	<0.005	
7/27/2023	<0.005	
2/22/2024	<0.005	
8/7/2024	<0.005	
2/27/2025	<0.005	
9/2/2025	<0.005	
2/18/2026		<0.005

ND substitution: RL or RL/2 if <15% NDs.

Prediction Limit

Constituent: Nickel (mg/L) Analysis Run 6/8/2026 4:39 PM View: Appendix I Intrawell

Plant Bowen Client: Southern Company Data: Bowen 1, 2, 9, & 10

	GWA-2	GWA-2
8/23/2007	<0.005	
10/24/2007	0.026 (O)	
11/18/2007	0.043 (O)	
1/31/2008	0.0075	
3/11/2008	0.019	
5/6/2008	0.004	
12/4/2008	0.02	
4/21/2009	<0.005	
10/7/2009	<0.005	
4/26/2010	<0.005	
10/4/2010	<0.005	
4/13/2011	<0.005	
10/5/2011	<0.005	
4/11/2012	<0.005	
10/9/2012	<0.005	
4/15/2013	<0.005	
10/15/2013	0.0028	
4/22/2014	<0.005	
9/30/2014	<0.005	
3/30/2015	0.0018 (J)	
10/13/2015	<0.005	
3/23/2016	<0.005	
7/29/2016	0.001 (J)	
3/30/2017	0.0006 (J)	
10/2/2017	<0.005	
3/19/2018	<0.005	
9/14/2018	<0.005	
3/20/2019	<0.005	
9/12/2019	<0.005	
3/11/2020	0.0014 (J)	
9/15/2020	<0.005	
3/17/2021	<0.005	
8/9/2021	<0.005	
2/1/2022	<0.005	
8/16/2022	<0.005	
2/16/2023	<0.005	
7/27/2023	<0.005	
2/22/2024	<0.005	
8/7/2024	<0.005	
2/27/2025	<0.005	
9/2/2025	<0.005	
2/18/2026		<0.005

ND substitution: RL or RL/2 if <15% NDs.

Prediction Limit

Constituent: Nickel (mg/L) Analysis Run 6/8/2026 4:39 PM View: Appendix I Intrawell

Plant Bowen Client: Southern Company Data: Bowen 1, 2, 9, & 10

	GWA-2R	GWA-2R
8/23/2007	<0.005	
10/24/2007	0.0025	
11/18/2007	0.0093	
1/31/2008	0.054 (O)	
3/10/2008	0.0054	
5/13/2008	0.0043	
12/4/2008	<0.005	
4/21/2009	<0.005	
10/8/2009	<0.005	
4/21/2010	<0.005	
9/28/2010	<0.005	
4/12/2011	<0.005	
10/4/2011	<0.005	
4/3/2012	<0.005	
10/9/2012	<0.005	
4/11/2013	<0.005	
10/16/2013	<0.005	
4/10/2014	<0.005	
9/30/2014	<0.005	
3/30/2015	<0.005	
10/13/2015	<0.005	
3/23/2016	<0.005	
7/29/2016	<0.005	
4/3/2017	<0.005	
10/2/2017	<0.005	
3/16/2018	<0.005	
9/14/2018	<0.005	
3/19/2019	<0.005	
9/13/2019	<0.005	
3/11/2020	0.002 (J)	
9/15/2020	0.0013 (J)	
3/16/2021	<0.005	
8/9/2021	0.00081 (J)	
2/1/2022	<0.005	
8/16/2022	<0.005	
2/16/2023	<0.005	
7/27/2023	<0.005	
2/26/2024	<0.005	
8/6/2024	<0.005	
2/27/2025	<0.005	
9/2/2025	<0.005	
2/18/2026		<0.005

ND substitution: RL or RL/2 if <15% NDs.

Prediction Limit

Constituent: Nickel (mg/L) Analysis Run 6/8/2026 4:39 PM View: Appendix I Intrawell

Plant Bowen Client: Southern Company Data: Bowen 1, 2, 9, & 10

	GWA-3A	GWA-3A
8/23/2007	0.028	
11/2/2007	0.041	
11/18/2007	0.14 (O)	
1/31/2008	0.053	
3/11/2008	0.076 (O)	
5/14/2008	0.074 (O)	
12/5/2008	0.032	
4/15/2009	0.028	
10/8/2009	0.032	
4/28/2010	0.029	
10/6/2010	0.031	
4/21/2011	0.019	
10/13/2011	0.028	
5/1/2012	0.0253	
10/9/2012	0.023	
4/11/2013	0.021	
10/16/2013	0.018	
4/23/2014	0.015	
10/4/2014	0.017	
3/31/2015	0.045	
10/12/2015	0.019	
3/23/2016	0.019	
7/29/2016	0.0161	
3/30/2017	0.018	
10/4/2017	0.0158	
3/19/2018	0.015	
9/17/2018	0.014	
3/20/2019	0.01	
9/13/2019	0.012	
3/11/2020	0.012	
3/29/2021	<0.005	
8/9/2021	<0.005	
2/2/2022	<0.005	
8/16/2022	<0.005	
2/17/2023	<0.005	
8/1/2023	<0.005	
2/22/2024	<0.005	
8/8/2024	<0.005	
2/26/2025	<0.005	
9/2/2025	<0.005	
2/17/2026		<0.005

ND substitution: RL or RL/2 if <15% NDs.

Prediction Limit

Constituent: Nickel (mg/L) Analysis Run 6/8/2026 4:39 PM View: Appendix I Intrawell

Plant Bowen Client: Southern Company Data: Bowen 1, 2, 9, & 10

	GWA-4RZ	GWA-4RZ
5/20/2009	0.0043	
10/19/2009	0.0037	
4/27/2010	0.0049	
10/4/2010	0.0095	
4/14/2011	<0.005	
10/5/2011	<0.005	
4/11/2012	<0.005	
10/2/2012	0.0049	
4/11/2013	0.0041	
10/21/2013	<0.005	
4/23/2014	0.0017 (J)	
10/4/2014	0.011	
3/31/2015	0.0023 (J)	
10/11/2015	0.0025	
4/7/2017	<0.005	
10/3/2017	<0.005	
3/21/2018	<0.005	
9/18/2018	<0.005	
3/21/2019	<0.005	
9/13/2019	0.00032 (J)	
3/12/2020	0.00034 (J)	
9/17/2020	<0.005	
3/16/2021	<0.005	
8/10/2021	<0.005	
2/3/2022	<0.005	
8/17/2022	<0.005	
2/17/2023	<0.005	
7/28/2023	<0.005	
2/27/2024	<0.005	
8/8/2024	<0.005	
2/28/2025	<0.005	
9/3/2025	<0.005	
2/18/2026		<0.005

ND substitution: RL or RL/2 if <15% NDs.

Prediction Limit

Constituent: Nickel (mg/L) Analysis Run 6/8/2026 4:39 PM View: Appendix I Intrawell

Plant Bowen Client: Southern Company Data: Bowen 1, 2, 9, & 10

	GWA-39RZ	GWA-39RZ
2/21/2017	0.0007 (J)	
3/27/2017	<0.005	
9/29/2017	<0.005	
3/16/2018	<0.005	
9/14/2018	<0.005	
3/14/2019	0.0017 (J)	
9/11/2019	<0.005	
3/9/2020	0.00083 (J)	
9/16/2020	<0.005	
3/16/2021	<0.005	
8/6/2021	<0.005	
2/2/2022	<0.005	
8/16/2022	<0.005	
2/14/2023	<0.005	
7/25/2023	<0.005	
2/19/2024	<0.005	
8/1/2024	<0.005	
2/26/2025	<0.005	
8/28/2025	<0.005	
2/18/2026		<0.005

ND substitution: RL or RL/2 if <15% NDs.

Prediction Limit

Constituent: Nickel (mg/L) Analysis Run 6/8/2026 4:39 PM View: Appendix I Intrawell

Plant Bowen Client: Southern Company Data: Bowen 1, 2, 9, & 10

	GWA-39Z	GWA-39Z
3/14/2016	0.00544 (J)	
5/11/2016	0.0149	
7/19/2016	0.0044 (J)	
9/15/2016	0.0047 (J)	
11/2/2016	0.0025 (J)	
1/18/2017	0.004 (J)	
3/28/2017	0.0034 (J)	
9/26/2017	0.0016 (J)	
3/14/2018	<0.005	
9/12/2018	<0.005	
3/15/2019	<0.005	
9/9/2019	0.0014 (J)	
3/9/2020	0.04 (O)	
9/10/2020	<0.005	
3/12/2021	0.0015 (J)	
8/4/2021	<0.005	
1/31/2022	<0.005	
8/10/2022	<0.005	
2/13/2023	0.00095 (J)	
7/26/2023	0.0013 (J)	
2/19/2024	<0.005	
8/1/2024	<0.005	
2/25/2025	<0.005	
8/28/2025	<0.005	
2/18/2026		<0.005

ND substitution: RL or RL/2 if <15% NDs.

Prediction Limit

Constituent: Nickel (mg/L) Analysis Run 6/8/2026 4:39 PM View: Appendix I Intrawell

Plant Bowen Client: Southern Company Data: Bowen 1, 2, 9, & 10

	GWA-40	GWA-40
3/15/2016	<0.005	
5/11/2016	<0.005	
7/21/2016	<0.005	
9/15/2016	<0.005	
11/3/2016	<0.005	
1/17/2017	<0.005	
3/24/2017	0.0006 (J)	
9/26/2017	<0.005	
3/14/2018	<0.005	
9/12/2018	<0.005	
3/13/2019	<0.005	
9/9/2019	<0.005	
3/9/2020	<0.005	
9/11/2020	<0.005	
3/10/2021	<0.005	
8/4/2021	<0.005	
1/31/2022	<0.005	
8/12/2022	<0.005	
2/13/2023	<0.005	
7/26/2023	<0.005	
2/19/2024	<0.005	
8/1/2024	<0.005	
2/25/2025	<0.005	
8/27/2025	<0.005	
2/16/2026		<0.005

ND substitution: RL or RL/2 if <15% NDs.

Prediction Limit

Constituent: Nickel (mg/L) Analysis Run 6/8/2026 4:39 PM View: Appendix I Intrawell

Plant Bowen Client: Southern Company Data: Bowen 1, 2, 9, & 10

	GWA-41	GWA-41
3/15/2016	<0.005	
5/12/2016	<0.005	
7/20/2016	0.0006 (J)	
9/15/2016	0.0009 (J)	
11/3/2016	0.0011 (J)	
1/18/2017	0.0007 (J)	
3/24/2017	0.0005 (J)	
9/25/2017	<0.005	
3/14/2018	<0.005	
9/12/2018	<0.005	
3/14/2019	<0.005	
9/10/2019	0.00041 (J)	
3/6/2020	0.0089 (J)	
9/10/2020	<0.005	
3/11/2021	<0.005	
8/4/2021	<0.005	
1/31/2022	<0.005	
8/11/2022	0.00083 (J)	
2/13/2023	<0.005	
7/25/2023	0.00073 (J)	
2/19/2024	<0.005	
8/1/2024	<0.005	
2/25/2025	<0.005	
8/28/2025	<0.005	
2/16/2026		<0.005

ND substitution: RL or RL/2 if <15% NDs.

Prediction Limit

Constituent: Nickel (mg/L) Analysis Run 6/8/2026 4:39 PM View: Appendix I Intrawell

Plant Bowen Client: Southern Company Data: Bowen 1, 2, 9, & 10

	GWA-41R	GWA-41R
3/15/2016	<0.005	
5/13/2016	<0.005	
7/21/2016	0.0009 (J)	
9/21/2016	<0.005	
11/3/2016	<0.005	
1/17/2017	<0.005	
3/27/2017	0.0005 (J)	
9/25/2017	0.0012 (J)	
3/14/2018	0.0014 (J)	
9/12/2018	0.0011 (J)	
3/14/2019	0.001 (J)	
9/10/2019	0.00084 (J)	
3/9/2020	0.00036 (J)	
9/10/2020	<0.005	
3/10/2021	<0.005	
8/4/2021	<0.005	
1/31/2022	0.00091 (J)	
8/11/2022	<0.005	
2/13/2023	<0.005	
7/25/2023	<0.005	
2/19/2024	<0.005	
8/1/2024	<0.005	
2/25/2025	0.0016 (J)	
8/27/2025	<0.005	
2/16/2026		<0.005

ND substitution: RL or RL/2 if <15% NDs.

Prediction Limit

Constituent: Nickel (mg/L) Analysis Run 6/8/2026 4:39 PM View: Appendix I Intrawell

Plant Bowen Client: Southern Company Data: Bowen 1, 2, 9, & 10

	GWA-42	GWA-42
3/11/2016	<0.005	
5/16/2016	0.00233 (J)	
7/22/2016	0.0014 (J)	
9/19/2016	0.0014 (J)	
11/3/2016	0.0013 (J)	
1/17/2017	0.0011 (J)	
3/27/2017	0.0011 (J)	
9/26/2017	0.0011 (J)	
3/14/2018	0.0012 (J)	
9/14/2018	0.0012 (J)	
3/14/2019	0.0015 (J)	
9/10/2019	0.0012 (J)	
3/6/2020	0.0015 (J)	
9/10/2020	0.0011 (J)	
3/11/2021	0.0011 (J)	
8/4/2021	0.0011 (J)	
1/31/2022	0.0011 (J)	
8/10/2022	0.0016 (J)	
2/13/2023	0.0013 (J)	
7/26/2023	0.0015 (J)	
2/20/2024	<0.005	
8/1/2024	<0.005	
2/25/2025	0.0015 (J)	
8/28/2025	<0.005	
2/16/2026		0.0015 (J)

ND substitution: RL or RL/2 if <15% NDs.

Prediction Limit

Constituent: Nickel (mg/L) Analysis Run 6/8/2026 4:39 PM View: Appendix I Intrawell

Plant Bowen Client: Southern Company Data: Bowen 1, 2, 9, & 10

	GWA-43	GWA-43
3/11/2016	0.00288 (J)	
5/13/2016	<0.005	
7/19/2016	0.0006 (J)	
9/16/2016	0.0008 (J)	
11/2/2016	0.0007 (J)	
1/18/2017	0.0006 (J)	
3/28/2017	0.0009 (J)	
9/22/2017	0.0007 (J)	
3/14/2018	<0.005	
9/12/2018	<0.005	
3/13/2019	<0.005	
9/11/2019	0.00082 (J)	
3/9/2020	0.00082 (J)	
9/11/2020	0.00089 (J)	
3/11/2021	<0.005	
8/6/2021	0.00084 (J)	
1/31/2022	0.00077 (J)	
8/11/2022	<0.005	
2/14/2023	<0.005	
7/25/2023	<0.005	
2/20/2024	<0.005	
8/2/2024	<0.005	
2/25/2025	<0.005	
8/28/2025	<0.005	
2/16/2026		<0.005

ND substitution: RL or RL/2 if <15% NDs.

Prediction Limit

Constituent: Nickel (mg/L) Analysis Run 6/8/2026 4:39 PM View: Appendix I Intrawell

Plant Bowen Client: Southern Company Data: Bowen 1, 2, 9, & 10

	GWA-43R	GWA-43R
3/11/2016	<0.005	
5/13/2016	<0.005	
7/19/2016	<0.005	
9/16/2016	<0.005	
11/2/2016	<0.005	
1/18/2017	0.0006 (J)	
3/28/2017	0.0004 (J)	
9/22/2017	<0.005	
3/15/2018	<0.005	
9/12/2018	<0.005	
3/13/2019	<0.005	
9/11/2019	<0.005	
3/9/2020	<0.005	
9/14/2020	<0.005	
3/11/2021	<0.005	
8/5/2021	<0.005	
1/31/2022	<0.005	
8/10/2022	<0.005	
2/13/2023	<0.005	
7/25/2023	<0.005	
2/20/2024	<0.005	
8/2/2024	<0.005	
2/25/2025	<0.005	
8/28/2025	<0.005	
2/16/2026		<0.005

ND substitution: RL or RL/2 if <15% NDs.

Prediction Limit

Constituent: Nickel (mg/L) Analysis Run 6/8/2026 4:39 PM View: Appendix I Intrawell

Plant Bowen Client: Southern Company Data: Bowen 1, 2, 9, & 10

	GWA-50	GWA-50
12/12/2008	0.0035	
4/23/2009	0.0032	
10/6/2009	<0.005	
4/27/2010	<0.005	
9/30/2010	<0.005	
4/14/2011	0.0028	
10/5/2011	0.0028	
4/11/2012	<0.005	
10/2/2012	0.0026	
4/9/2013	<0.005	
10/15/2013	<0.005	
4/10/2014	0.0019 (J)	
10/1/2014	<0.005	
3/30/2015	0.0015 (J)	
10/11/2015	0.0013 (J)	
3/28/2016	<0.005	
8/1/2016	0.0012 (J)	
4/7/2017	0.0011 (J)	
10/2/2017	0.0013 (J)	
3/16/2018	<0.005	
9/17/2018	0.00096 (J)	
3/19/2019	<0.005	
9/13/2019	0.00063 (J)	
3/11/2020	0.00084 (J)	
9/16/2020	<0.005	
3/17/2021	<0.005	
8/9/2021	0.00077 (J)	
2/1/2022	0.0008 (J)	
8/16/2022	0.00071 (J)	
2/16/2023	0.00082 (J)	
7/28/2023	0.00094 (J)	
2/22/2024	<0.005	
8/8/2024	<0.005	
2/27/2025	<0.005	
9/2/2025	<0.005	
2/17/2026		<0.005

ND substitution: RL or RL/2 if <15% NDs.

Prediction Limit

Constituent: Nickel (mg/L) Analysis Run 6/8/2026 4:39 PM View: Appendix I Intrawell

Plant Bowen Client: Southern Company Data: Bowen 1, 2, 9, & 10

	GWA-50R	GWA-50R
12/12/2008	0.0096	
4/23/2009	0.015	
10/6/2009	0.008	
5/3/2010	0.0053	
10/11/2010	0.0061	
4/27/2011	0.0087	
10/19/2011	0.0039	
5/1/2012	<0.005	
10/2/2012	0.0044	
4/10/2013	0.0053	
10/16/2013	0.0047	
4/22/2014	0.0045	
10/1/2014	0.0018 (J)	
3/30/2015	0.0037	
10/11/2015	0.0018 (J)	
3/28/2016	0.0028 (J)	
8/1/2016	0.0015 (J)	
4/3/2017	0.0022 (J)	
10/2/2017	0.0021 (J)	
3/16/2018	0.0014 (J)	
9/18/2018	0.0012 (J)	
3/19/2019	0.0016 (J)	
9/12/2019	0.0015 (J)	
3/11/2020	0.001 (J)	
9/15/2020	0.0012 (J)	
3/17/2021	0.0012 (J)	
8/9/2021	0.00097 (J)	
2/2/2022	0.00089 (J)	
8/17/2022	0.0011 (J)	
2/16/2023	0.00081 (J)	
7/28/2023	0.00092 (J)	
2/22/2024	<0.005	
8/8/2024	<0.005	
2/28/2025	<0.005	
9/2/2025	<0.005	
2/17/2026		<0.005

ND substitution: RL or RL/2 if <15% NDs.

Prediction Limit

Constituent: Nickel (mg/L) Analysis Run 6/8/2026 4:39 PM View: Appendix I Intrawell

Plant Bowen Client: Southern Company Data: Bowen 1, 2, 9, & 10

	GWC-5	GWC-5
8/23/2007	0.0069	
10/25/2007	0.038	
11/19/2007	0.025	
1/23/2008	0.047	
3/11/2008	0.042	
5/12/2008	0.031	
12/11/2008	0.027	
4/15/2009	0.025	
10/9/2009	0.051	
5/4/2010	0.025	
10/12/2010	0.024	
4/28/2011	0.01	
10/19/2011	0.03	
5/2/2012	0.0429	
10/9/2012	0.033	
4/11/2013	0.02	
10/16/2013	0.028	
4/23/2014	0.024	
10/3/2014	0.032	
3/31/2015	0.012	
10/12/2015	0.012	
3/28/2016	0.0172	
8/1/2016	0.0113	
4/3/2017	0.0114	
10/3/2017	0.0098 (J)	
3/19/2018	0.0092 (J)	
9/17/2018	0.0085 (J)	
3/20/2019	0.008 (J)	
9/16/2019	0.008 (J)	
3/16/2020	0.015	
9/16/2020	0.0075 (J)	
3/17/2021	0.0077	
8/9/2021	0.0089	
2/2/2022	0.0088	
8/16/2022	0.0087	
2/20/2023	0.0087	
7/28/2023	0.009	
2/26/2024	0.0085	
8/8/2024	0.0078	
2/27/2025	0.0093	
9/3/2025	0.014	
2/19/2026		0.0088

Prediction Limit

Constituent: Nickel (mg/L) Analysis Run 6/8/2026 4:39 PM View: Appendix I Intrawell

Plant Bowen Client: Southern Company Data: Bowen 1, 2, 9, & 10

	GWC-6	GWC-6
8/22/2007	<0.005	
10/25/2007	0.0028	
11/20/2007	0.012	
1/23/2008	0.046 (O)	
3/11/2008	0.0091	
5/14/2008	0.022	
12/11/2008	0.005	
4/23/2009	0.0031	
10/9/2009	0.0053	
5/4/2010	<0.005	
10/11/2010	0.0042	
4/26/2011	0.0051	
10/18/2011	<0.005	
5/2/2012	<0.005	
10/8/2012	<0.005	
4/10/2013	<0.005	
10/8/2013	0.0025	
4/14/2014	0.002 (J)	
10/3/2014	0.0021 (J)	
4/1/2015	0.0026	
10/9/2015	<0.005	
3/29/2016	<0.005	
8/1/2016	<0.005	
4/6/2017	0.0005 (J)	
10/3/2017	<0.005	
3/19/2018	<0.005	
9/17/2018	<0.005	
3/21/2019	<0.005	
9/16/2019	<0.005	
3/12/2020	<0.005	
9/16/2020	<0.005	
3/17/2021	<0.005	
8/10/2021	<0.005	
2/2/2022	<0.005	
8/17/2022	<0.005	
2/17/2023	<0.005	
7/31/2023	<0.005	
2/26/2024	<0.005	
8/8/2024	<0.005	
2/27/2025	<0.005	
9/3/2025	<0.005	
2/20/2026		<0.005

ND substitution: RL or RL/2 if <15% NDs.

Prediction Limit

Constituent: Nickel (mg/L) Analysis Run 6/8/2026 4:39 PM View: Appendix I Intrawell

Plant Bowen Client: Southern Company Data: Bowen 1, 2, 9, & 10

	GWC-7Z	GWC-7Z
8/22/2007	<0.005	
10/25/2007	0.0078	
11/20/2007	0.035	
1/16/2008	0.11 (o)	
3/6/2008	0.048	
5/13/2008	0.011	
12/13/2008	0.0041	
4/15/2009	0.0039	
10/9/2009	0.0036	
4/27/2010	0.0045	
10/5/2010	0.003	
4/19/2011	<0.005	
10/12/2011	<0.005	
4/24/2012	<0.005	
10/3/2012	<0.005	
4/9/2013	<0.005	
10/8/2013	0.0054	
4/10/2014	0.0055	
10/2/2014	<0.005	
4/2/2015	<0.005	
10/10/2015	0.0034	
8/2/2016	0.0011 (J)	
4/6/2017	0.0011 (J)	
10/3/2017	0.0012 (J)	
3/20/2018	<0.005	
9/18/2018	<0.005	
3/21/2019	0.00099 (J)	
9/13/2019	0.00061 (J)	
3/12/2020	0.00078 (J)	
9/16/2020	<0.005	
3/17/2021	<0.005	
8/10/2021	0.0009 (J)	
2/2/2022	<0.005	
8/17/2022	<0.005	
2/20/2023	<0.005	
7/31/2023	<0.005	
2/26/2024	<0.005	
8/8/2024	<0.005	
2/27/2025	<0.005	
9/3/2025	<0.005	
2/19/2026		<0.005

ND substitution: RL or RL/2 if <15% NDs.

Prediction Limit

Constituent: Nickel (mg/L) Analysis Run 6/8/2026 4:39 PM View: Appendix I Intrawell

Plant Bowen Client: Southern Company Data: Bowen 1, 2, 9, & 10

	GWC-8RR	GWC-8RR
8/22/2007	<0.005	
10/26/2007	<0.005	
11/20/2007	0.0041	
1/23/2008	0.029	
3/10/2008	0.01	
5/6/2008	0.0026	
12/12/2008	0.039	
4/23/2009	0.004	
10/8/2009	0.014	
5/4/2010	0.019	
10/7/2010	0.017	
4/26/2011	<0.005	
10/18/2011	<0.005	
4/30/2012	<0.005	
10/3/2012	<0.005	
4/8/2013	<0.005	
10/9/2013	<0.005	
4/10/2014	<0.005	
10/2/2014	<0.005	
4/3/2015	<0.005	
10/8/2015	0.003	
3/30/2016	<0.005	
8/2/2016	<0.005	
4/6/2017	0.0003 (J)	
10/4/2017	<0.005	
3/21/2018	<0.005	
9/18/2018	<0.005	
3/27/2019	<0.005	
9/16/2019	<0.005	
3/12/2020	<0.005	
9/17/2020	<0.005	
3/17/2021	<0.005	
8/10/2021	<0.005	
2/2/2022	<0.005	
8/17/2022	<0.005	
2/21/2023	<0.005	
7/31/2023	<0.005	
2/27/2024	<0.005	
8/12/2024	<0.005	
3/4/2025	<0.005	
9/3/2025	<0.005	
2/19/2026		<0.005

ND substitution: RL or RL/2 if <15% NDs.

Prediction Limit

Constituent: Nickel (mg/L) Analysis Run 6/8/2026 4:39 PM View: Appendix I Intrawell

Plant Bowen Client: Southern Company Data: Bowen 1, 2, 9, & 10

	GWC-8Z	GWC-8Z
8/22/2007	<0.005	
11/1/2007	0.007	
11/20/2007	<0.005	
1/23/2008	0.043	
3/10/2008	0.0035	
5/12/2008	<0.005	
12/12/2008	<0.005	
4/22/2009	<0.005	
10/8/2009	<0.005	
4/28/2010	0.0027	
10/7/2010	<0.005	
4/20/2011	<0.005	
10/12/2011	<0.005	
4/30/2012	<0.005	
10/3/2012	<0.005	
4/9/2013	<0.005	
10/9/2013	<0.005	
4/9/2014	<0.005	
10/2/2014	<0.005	
4/2/2015	<0.005	
5/26/2015	0.002 (J)	
6/18/2015	0.0016 (J)	
7/2/2015	<0.005	
10/8/2015	<0.005	
3/22/2016	<0.005	
8/2/2016	0.0005 (J)	
4/7/2017	0.0007 (J)	
10/3/2017	0.0006 (J)	
3/20/2018	<0.005	
9/18/2018	<0.005	
5/6/2019	<0.005	
9/16/2019	<0.005	
3/16/2020	0.0006 (J)	
9/17/2020	<0.005	
3/18/2021	<0.005	
8/10/2021	<0.005	
2/2/2022	<0.005	
8/17/2022	<0.005	
2/20/2023	<0.005	
7/31/2023	<0.005	
2/26/2024	<0.005	
8/12/2024	<0.005	
2/28/2025	<0.005	
9/3/2025	<0.005	
2/19/2026		<0.005

ND substitution: RL or RL/2 if <15% NDs.

Prediction Limit

Constituent: Nickel (mg/L) Analysis Run 6/8/2026 4:39 PM View: Appendix I Intrawell

Plant Bowen Client: Southern Company Data: Bowen 1, 2, 9, & 10

	GWC-9	GWC-9
8/23/2007	0.0046	
11/1/2007	0.0057	
11/19/2007	0.014	
1/15/2008	0.057 (O)	
3/6/2008	0.046 (O)	
5/13/2008	0.0069	
12/12/2008	0.0061	
4/16/2009	0.0067	
10/13/2009	0.0054	
4/21/2010	<0.005	
9/29/2010	<0.005	
4/13/2011	<0.005	
10/5/2011	<0.005	
4/4/2012	<0.005	
10/8/2012	<0.005	
4/8/2013	<0.005	
10/9/2013	0.0029	
4/9/2014	0.0016 (J)	
9/30/2014	<0.005	
4/2/2015	0.0016 (J)	
10/10/2015	0.0034	
3/30/2016	0.00202 (J)	
8/5/2016	<0.005	
4/6/2017	0.001 (J)	
10/3/2017	0.0007 (J)	
3/20/2018	0.00097 (J)	
9/18/2018	<0.005	
3/21/2019	0.001 (J)	
9/16/2019	0.00062 (J)	
3/12/2020	0.0011 (J)	
9/17/2020	<0.005	
3/18/2021	0.001 (J)	
8/10/2021	0.001 (J)	
2/2/2022	0.0011 (J)	
8/17/2022	0.0011 (J)	
2/21/2023	0.001 (J)	
7/31/2023	0.00071 (J)	
2/27/2024	<0.005	
8/12/2024	<0.005	
2/28/2025	0.0013 (J)	
9/3/2025	<0.005	
2/18/2026		<0.005

ND substitution: RL or RL/2 if <15% NDs.

Prediction Limit

Constituent: Nickel (mg/L) Analysis Run 6/8/2026 4:39 PM View: Appendix I Intrawell

Plant Bowen Client: Southern Company Data: Bowen 1, 2, 9, & 10

	GWC-10	GWC-10
8/21/2007	<0.005	
11/1/2007	0.0042	
11/20/2007	0.026	
1/30/2008	0.032	
3/6/2008	0.019	
5/12/2008	0.0072	
12/13/2008	0.024	
4/29/2009	0.0026	
10/20/2009	<0.005	
4/26/2010	<0.005	
9/29/2010	0.0042	
4/13/2011	<0.005	
10/5/2011	<0.005	
4/4/2012	<0.005	
10/3/2012	0.004	
4/3/2013	0.0028	
10/15/2013	0.0036	
4/9/2014	0.0019 (J)	
10/2/2014	<0.005	
4/2/2015	<0.005	
10/10/2015	<0.005	
3/31/2016	<0.005	
8/5/2016	0.0007 (J)	
4/10/2017	0.0016 (J)	
10/4/2017	<0.005	
3/20/2018	0.0016 (J)	
9/18/2018	<0.005	
3/22/2019	0.0022 (J)	
9/17/2019	<0.005	
3/12/2020	0.0015 (J)	
9/17/2020	<0.005	
3/18/2021	0.00094 (J)	
8/10/2021	0.00081 (J)	
2/4/2022	0.0014 (J)	
8/17/2022	<0.005	
2/20/2023	0.0019 (J)	
7/31/2023	<0.005	
2/27/2024	<0.005	
8/12/2024	<0.005	
2/28/2025	<0.005	
9/3/2025	<0.005	
2/19/2026		<0.005

ND substitution: RL or RL/2 if <15% NDs.

Prediction Limit

Constituent: Nickel (mg/L) Analysis Run 6/8/2026 4:39 PM View: Appendix I Intrawell

Plant Bowen Client: Southern Company Data: Bowen 1, 2, 9, & 10

	GWC-10R	GWC-10R
8/21/2007	<0.005	
11/1/2007	0.006	
11/20/2007	<0.005	
1/30/2008	0.029 (O)	
3/6/2008	<0.005	
5/8/2008	0.0057	
12/14/2008	<0.005	
4/29/2009	<0.005	
10/21/2009	<0.005	
4/21/2010	<0.005	
9/28/2010	<0.005	
4/12/2011	<0.005	
10/4/2011	<0.005	
4/3/2012	<0.005	
10/8/2012	<0.005	
4/3/2013	<0.005	
10/15/2013	<0.005	
4/9/2014	<0.005	
10/2/2014	<0.005	
4/2/2015	<0.005	
10/12/2015	<0.005	
3/31/2016	<0.005	
8/3/2016	0.0006 (J)	
4/10/2017	0.0006 (J)	
10/4/2017	0.0006 (J)	
3/21/2018	<0.005	
9/18/2018	<0.005	
3/22/2019	<0.005	
9/17/2019	<0.005	
3/12/2020	0.00043 (J)	
9/17/2020	<0.005	
3/18/2021	0.0011 (J)	
8/11/2021	<0.005	
2/4/2022	<0.005	
8/18/2022	<0.005	
2/20/2023	<0.005	
7/31/2023	<0.005	
2/27/2024	<0.005	
8/12/2024	<0.005	
3/3/2025	<0.005	
9/3/2025	<0.005	
2/19/2026		<0.005

ND substitution: RL or RL/2 if <15% NDs.

Prediction Limit

Constituent: Nickel (mg/L) Analysis Run 6/8/2026 4:39 PM View: Appendix I Intrawell

Plant Bowen Client: Southern Company Data: Bowen 1, 2, 9, & 10

	GWC-11	GWC-11
8/21/2007	<0.005	
11/1/2007	<0.005	
11/18/2007	<0.005	
1/30/2008	<0.005	
3/5/2008	<0.005	
5/7/2008	0.0087	
12/14/2008	<0.005	
4/29/2009	<0.005	
10/22/2009	<0.005	
4/21/2010	<0.005	
9/28/2010	<0.005	
4/12/2011	<0.005	
10/4/2011	<0.005	
4/3/2012	<0.005	
10/3/2012	0.0042	
4/3/2013	<0.005	
10/9/2013	<0.005	
4/2/2014	0.0015 (J)	
10/2/2014	0.0016 (J)	
4/1/2015	<0.005	
10/11/2015	<0.005	
4/4/2016	<0.005	
8/3/2016	<0.005	
4/10/2017	0.0004 (J)	
10/4/2017	<0.005	
3/21/2018	<0.005	
9/18/2018	<0.005	
3/23/2019	<0.005	
9/17/2019	<0.005	
3/12/2020	<0.005	
9/21/2020	<0.005	
3/19/2021	<0.005	
8/11/2021	<0.005	
2/4/2022	<0.005	
8/18/2022	<0.005	
2/20/2023	<0.005	
8/1/2023	<0.005	
2/28/2024	<0.005	
8/13/2024	<0.005	
3/4/2025	<0.005	
9/3/2025	<0.005	
2/19/2026		<0.005

ND substitution: RL or RL/2 if <15% NDs.

Prediction Limit

Constituent: Nickel (mg/L) Analysis Run 6/8/2026 4:39 PM View: Appendix I Intrawell

Plant Bowen Client: Southern Company Data: Bowen 1, 2, 9, & 10

	GWC-11R	GWC-11R
8/21/2007	<0.005	
11/1/2007	<0.005	
11/18/2007	<0.005	
1/30/2008	<0.005	
3/6/2008	0.0046	
5/7/2008	<0.005	
12/14/2008	<0.005	
4/29/2009	<0.005	
10/22/2009	<0.005	
4/21/2010	<0.005	
9/29/2010	<0.005	
4/13/2011	<0.005	
10/4/2011	<0.005	
4/4/2012	<0.005	
10/3/2012	<0.005	
4/3/2013	<0.005	
10/9/2013	<0.005	
4/2/2014	<0.005	
10/2/2014	<0.005	
4/1/2015	0.0041	
10/11/2015	<0.005	
4/4/2016	<0.005	
8/4/2016	<0.005	
4/10/2017	<0.005	
10/4/2017	<0.005	
3/22/2018	<0.005	
9/18/2018	<0.005	
3/23/2019	<0.005	
9/17/2019	<0.005	
3/12/2020	<0.005	
9/21/2020	<0.005	
3/19/2021	<0.005	
8/11/2021	<0.005	
2/4/2022	<0.005	
8/18/2022	<0.005	
2/20/2023	<0.005	
8/1/2023	<0.005	
2/28/2024	<0.005	
8/12/2024	<0.005	
3/3/2025	<0.005	
9/3/2025	<0.005	
2/20/2026		<0.005

ND substitution: RL or RL/2 if <15% NDs.

Prediction Limit

Constituent: Nickel (mg/L) Analysis Run 6/8/2026 4:39 PM View: Appendix I Intrawell

Plant Bowen Client: Southern Company Data: Bowen 1, 2, 9, & 10

	GWC-12	GWC-12
8/21/2007	<0.005	
11/1/2007	<0.005	
11/19/2007	0.0047	
1/16/2008	0.029	
3/5/2008	0.023	
5/13/2008	0.0032	
12/13/2008	<0.005	
4/16/2009	<0.005	
10/21/2009	<0.005	
4/27/2010	<0.005	
10/5/2010	<0.005	
4/19/2011	0.0025	
10/12/2011	<0.005	
4/24/2012	<0.005	
10/2/2012	<0.005	
4/2/2013	0.003	
10/9/2013	<0.005	
4/1/2014	0.0015 (J)	
10/2/2014	<0.005	
4/1/2015	0.0014 (J)	
10/14/2015	0.0021 (J)	
4/4/2016	0.00264 (J)	
8/3/2016	0.002 (J)	
4/11/2017	0.0027 (J)	
10/4/2017	0.0022 (J)	
3/22/2018	0.0025 (J)	
9/18/2018	0.0024 (J)	
3/23/2019	0.0026 (J)	
9/17/2019	0.0021 (J)	
3/12/2020	0.0022 (J)	
9/21/2020	0.0019 (J)	
3/19/2021	0.0022 (J)	
8/11/2021	0.0019 (J)	
2/2/2022	0.0025 (J)	
8/18/2022	0.0023 (J)	
2/21/2023	0.0022 (J)	
8/1/2023	0.0034 (J)	
2/27/2024	0.0023 (J)	
8/12/2024	<0.005	
3/4/2025	0.0026 (J)	
9/3/2025	0.0023 (J)	
2/18/2026		0.0028 (J)

ND substitution: RL or RL/2 if <15% NDs.

Prediction Limit

Constituent: Nickel (mg/L) Analysis Run 6/8/2026 4:39 PM View: Appendix I Intrawell

Plant Bowen Client: Southern Company Data: Bowen 1, 2, 9, & 10

	GWC-13	GWC-13
8/21/2007	0.0076	
11/1/2007	0.0043	
11/19/2007	0.0061	
1/31/2008	0.015	
3/5/2008	<0.005	
5/12/2008	0.0035	
12/13/2008	0.0079	
4/28/2009	<0.005	
10/21/2009	<0.005	
4/28/2010	<0.005	
10/5/2010	<0.005	
4/19/2011	<0.005	
10/18/2011	0.0031	
4/25/2012	<0.005	
10/2/2012	<0.005	
4/2/2013	<0.005	
10/8/2013	<0.005	
4/1/2014	<0.005	
10/1/2014	<0.005	
4/1/2015	<0.005	
10/15/2015	<0.005	
4/4/2016	<0.005	
8/4/2016	<0.005	
4/12/2017	0.0004 (J)	
10/9/2017	<0.005	
3/21/2018	<0.005	
9/19/2018	<0.005	
3/23/2019	<0.005	
9/18/2019	0.00046 (J)	
3/13/2020	<0.005	
9/22/2020	<0.005	
3/18/2021	<0.005	
8/11/2021	<0.005	
2/17/2022	<0.005	
8/18/2022	<0.005	
2/22/2023	<0.005	
8/1/2023	<0.005	
2/27/2024	<0.005	
8/12/2024	<0.005	
3/3/2025	<0.005	
9/3/2025	<0.005	
2/19/2026		<0.005

ND substitution: RL or RL/2 if <15% NDs.

Prediction Limit

Constituent: Nickel (mg/L) Analysis Run 6/8/2026 4:39 PM View: Appendix I Intrawell

Plant Bowen Client: Southern Company Data: Bowen 1, 2, 9, & 10

	GWC-13RZ	GWC-13RZ
8/21/2007	<0.005	
11/1/2007	0.0033	
11/19/2007	0.0029	
1/31/2008	0.0039	
3/5/2008	<0.005	
5/7/2008	<0.005	
12/12/2008	0.022 (O)	
4/29/2009	0.0034	
10/21/2009	<0.005	
4/28/2010	0.0026	
10/6/2010	<0.005	
4/20/2011	<0.005	
10/12/2011	<0.005	
4/25/2012	<0.005	
10/2/2012	<0.005	
4/2/2013	<0.005	
10/8/2013	<0.005	
4/1/2014	<0.005	
10/1/2014	<0.005	
3/31/2015	<0.005	
10/14/2015	<0.005	
4/4/2016	<0.005	
4/11/2017	0.0003 (J)	
10/6/2017	<0.005	
3/23/2018	<0.005	
9/20/2018	<0.005	
3/22/2019	<0.005	
9/19/2019	<0.005	
3/17/2020	0.00082 (J)	
9/22/2020	<0.005	
3/19/2021	<0.005	
8/12/2021	<0.005	
2/4/2022	<0.005	
8/19/2022	<0.005	
2/22/2023	<0.005	
8/2/2023	<0.005	
2/28/2024	<0.005	
8/13/2024	<0.005	
3/4/2025	<0.005	
9/4/2025	<0.005	
2/20/2026		<0.005

ND substitution: RL or RL/2 if <15% NDs.

Prediction Limit

Constituent: Nickel (mg/L) Analysis Run 6/8/2026 4:39 PM View: Appendix I Intrawell

Plant Bowen Client: Southern Company Data: Bowen 1, 2, 9, & 10

	GWC-14Z	GWC-14Z
8/24/2007	<0.005	
11/2/2007	0.0029	
11/17/2007	0.0086	
1/15/2008	0.011	
3/5/2008	0.0072	
5/7/2008	0.0045	
12/2/2008	0.011	
4/16/2009	0.0061	
10/20/2009	0.01	
4/20/2010	<0.005	
9/29/2010	<0.005	
4/12/2011	<0.005	
10/4/2011	<0.005	
4/4/2012	<0.005	
10/10/2012	<0.005	
4/15/2013	<0.005	
10/22/2013	<0.005	
4/21/2014	<0.005	
9/30/2014	<0.005	
4/3/2015	<0.005	
10/7/2015	<0.005	
4/5/2016	<0.005	
8/9/2016	0.0021 (J)	
4/11/2017	<0.005	
10/5/2017	<0.005	
3/22/2018	<0.005	
9/19/2018	0.00096 (J)	
3/22/2019	<0.005	
9/17/2019	0.0007 (J)	
3/13/2020	0.00078 (J)	
9/21/2020	<0.005	
3/18/2021	<0.005	
8/11/2021	<0.005	
2/4/2022	<0.005	
8/18/2022	<0.005	
2/22/2023	<0.005	
8/1/2023	<0.005	
2/28/2024	<0.005	
8/13/2024	<0.005	
3/3/2025	<0.005	
9/4/2025	<0.005	
2/24/2026		<0.005

ND substitution: RL or RL/2 if <15% NDs.

Prediction Limit

Constituent: Nickel (mg/L) Analysis Run 6/8/2026 4:39 PM View: Appendix I Intrawell

Plant Bowen Client: Southern Company Data: Bowen 1, 2, 9, & 10

	GWC-15R	GWC-15R
8/23/2007	0.0089	
11/2/2007	0.0036	
11/17/2007	0.014 (O)	
1/15/2008	0.0096	
3/6/2008	0.0038	
5/7/2008	0.0056	
12/2/2008	0.003	
4/28/2009	<0.005	
10/19/2009	<0.005	
4/27/2010	0.004	
10/4/2010	<0.005	
4/18/2011	<0.005	
10/12/2011	<0.005	
4/23/2012	<0.005	
10/10/2012	<0.005	
4/15/2013	<0.005	
10/22/2013	<0.005	
4/21/2014	<0.005	
9/30/2014	<0.005	
4/3/2015	<0.005	
10/7/2015	<0.005	
4/5/2016	<0.005	
8/4/2016	0.0008 (J)	
4/12/2017	0.0015 (J)	
10/6/2017	0.001 (J)	
3/23/2018	<0.005	
9/19/2018	<0.005	
3/25/2019	0.0011 (J)	
9/17/2019	0.00057 (J)	
3/13/2020	0.00072 (J)	
9/21/2020	0.0015 (J)	
3/18/2021	0.00079 (J)	
8/11/2021	<0.005	
2/4/2022	0.00093 (J)	
8/19/2022	<0.005	
2/22/2023	<0.005	
8/2/2023	<0.005	
2/28/2024	<0.005	
8/13/2024	<0.005	
3/3/2025	<0.005	
9/4/2025	<0.005	
2/24/2026		<0.005

ND substitution: RL or RL/2 if <15% NDs.

Prediction Limit

Constituent: Nickel (mg/L) Analysis Run 6/8/2026 4:39 PM View: Appendix I Intrawell

Plant Bowen Client: Southern Company Data: Bowen 1, 2, 9, & 10

	GWC-15Z	GWC-15Z
8/24/2007	<0.005	
11/2/2007	<0.005	
11/18/2007	0.0088	
1/15/2008	0.019	
3/10/2008	0.017	
5/13/2008	0.0058	
12/2/2008	0.0043	
4/28/2009	<0.005	
10/20/2009	<0.005	
4/27/2010	<0.005	
10/5/2010	<0.005	
4/19/2011	<0.005	
10/12/2011	<0.005	
4/25/2012	<0.005	
10/10/2012	<0.005	
4/16/2013	<0.005	
10/22/2013	<0.005	
4/21/2014	<0.005	
9/30/2014	<0.005	
4/3/2015	<0.005	
10/6/2015	<0.005	
4/5/2016	<0.005	
4/11/2017	0.0004 (J)	
10/6/2017	<0.005	
3/23/2018	<0.005	
9/19/2018	<0.005	
3/22/2019	<0.005	
9/17/2019	<0.005	
3/13/2020	<0.005	
9/21/2020	<0.005	
3/18/2021	<0.005	
8/11/2021	<0.005	
2/7/2022	<0.005	
8/19/2022	<0.005	
2/22/2023	<0.005	
8/1/2023	<0.005	
2/28/2024	<0.005	
8/13/2024	<0.005	
3/3/2025	<0.005	
9/4/2025	<0.005	
2/24/2026		<0.005

ND substitution: RL or RL/2 if <15% NDs.

Prediction Limit

Constituent: Nickel (mg/L) Analysis Run 6/8/2026 4:39 PM View: Appendix I Intrawell

Plant Bowen Client: Southern Company Data: Bowen 1, 2, 9, & 10

	GWC-44	GWC-44
3/16/2016	<0.005	
5/16/2016	<0.005	
7/25/2016	0.0006 (J)	
9/19/2016	0.0008 (J)	
11/3/2016	0.0007 (J)	
1/19/2017	0.0009 (J)	
3/28/2017	0.0008 (J)	
9/26/2017	0.0007 (J)	
3/15/2018	<0.005	
9/12/2018	<0.005	
3/14/2019	<0.005	
9/11/2019	0.00058 (J)	
3/10/2020	0.00086 (J)	
9/15/2020	<0.005	
3/11/2021	<0.005	
8/4/2021	<0.005	
1/31/2022	<0.005	
8/15/2022	<0.005	
2/14/2023	0.00073 (J)	
7/26/2023	<0.005	
2/20/2024	<0.005	
8/6/2024	<0.005	
2/26/2025	<0.005	
8/28/2025	<0.005	
2/16/2026		<0.005

ND substitution: RL or RL/2 if <15% NDs.

Prediction Limit

Constituent: Nickel (mg/L) Analysis Run 6/8/2026 4:39 PM View: Appendix I Intrawell

Plant Bowen Client: Southern Company Data: Bowen 1, 2, 9, & 10

	GWC-45	GWC-45
8/24/2007	0.0095	
10/23/2007	0.0099	
11/18/2007	0.27 (o)	
1/15/2008	0.53 (o)	
3/5/2008	0.15 (o)	
5/14/2008	0.13 (o)	
12/2/2008	0.009	
4/28/2009	0.005	
10/20/2009	<0.005	
4/20/2010	<0.005	
9/28/2010	0.0025	
4/12/2011	<0.005	
10/4/2011	<0.005	
4/3/2012	<0.005	
10/15/2012	<0.005	
4/16/2013	<0.005	
10/22/2013	0.0025	
4/23/2014	0.0014 (J)	
10/1/2014	0.0021 (J)	
4/3/2015	<0.005	
10/7/2015	0.0017 (J)	
3/16/2016	<0.005	
5/16/2016	0.00316 (J)	
7/25/2016	0.0013 (J)	
9/19/2016	0.0013 (J)	
11/4/2016	0.0015 (J)	
1/23/2017	0.0015 (J)	
3/29/2017	0.0012 (J)	
9/27/2017	0.0014 (J)	
3/15/2018	0.0011 (J)	
9/13/2018	0.001 (J)	
3/14/2019	0.001 (J)	
9/11/2019	0.0012 (J)	
3/10/2020	0.0012 (J)	
9/11/2020	0.00099 (J)	
3/11/2021	0.00092 (J)	
8/6/2021	0.00098 (J)	
2/1/2022	0.0011 (J)	
8/12/2022	0.00086 (J)	
2/15/2023	0.00092 (J)	
7/26/2023	0.0012 (J)	
2/20/2024	<0.005	
8/5/2024	<0.005	
2/26/2025	0.0013 (J)	
9/2/2025	<0.005	
2/17/2026		0.0013 (J)

ND substitution: RL or RL/2 if <15% NDs.

Prediction Limit

Constituent: Nickel (mg/L) Analysis Run 6/8/2026 4:39 PM View: Appendix I Intrawell

Plant Bowen Client: Southern Company Data: Bowen 1, 2, 9, & 10

	GWC-45R	GWC-45R
8/24/2007	<0.005	
10/23/2007	0.0087	
11/18/2007	0.0053	
1/15/2008	0.026 (o)	
3/5/2008	<0.005	
5/12/2008	<0.005	
12/2/2008	<0.005	
4/28/2009	<0.005	
10/13/2009	<0.005	
4/21/2010	<0.005	
10/4/2010	<0.005	
4/18/2011	<0.005	
10/5/2011	<0.005	
5/3/2012	<0.005	
10/15/2012	<0.005	
4/16/2013	<0.005	
10/22/2013	<0.005	
4/23/2014	<0.005	
10/1/2014	<0.005	
4/3/2015	<0.005	
10/9/2015	0.0062	
3/16/2016	<0.005	
5/16/2016	<0.005	
7/25/2016	<0.005	
9/19/2016	<0.005	
11/3/2016	<0.005	
1/20/2017	<0.005	
3/29/2017	<0.005	
9/27/2017	<0.005	
3/15/2018	<0.005	
9/13/2018	<0.005	
3/14/2019	<0.005	
9/11/2019	<0.005	
3/10/2020	<0.005	
9/11/2020	<0.005	
3/11/2021	<0.005	
8/6/2021	0.00095 (J)	
2/1/2022	<0.005	
8/12/2022	<0.005	
2/15/2023	0.004 (J)	
7/26/2023	<0.005	
2/20/2024	<0.005	
8/5/2024	<0.005	
2/26/2025	<0.005	
9/2/2025	<0.005	
2/17/2026		<0.005

ND substitution: RL or RL/2 if <15% NDs.

Prediction Limit

Constituent: Nickel (mg/L) Analysis Run 6/8/2026 4:39 PM View: Appendix I Intrawell

Plant Bowen Client: Southern Company Data: Bowen 1, 2, 9, & 10

	GWC-46R	GWC-46R
3/10/2016	<0.005	
5/17/2016	<0.005	
7/26/2016	<0.005	
9/20/2016	0.0013 (J)	
11/4/2016	<0.005	
1/20/2017	<0.005	
3/28/2017	<0.005	
9/29/2017	<0.005	
3/15/2018	<0.005	
9/13/2018	<0.005	
3/18/2019	<0.005	
9/11/2019	<0.005	
3/10/2020	<0.005	
9/14/2020	<0.005	
3/11/2021	<0.005	
8/5/2021	<0.005	
1/31/2022	<0.005	
8/15/2022	<0.005	
2/14/2023	<0.005	
7/26/2023	<0.005	
2/21/2024	<0.005	
8/5/2024	<0.005	
2/26/2025	<0.005	
8/29/2025	<0.005	
9/24/2025	<0.005	
2/16/2026		<0.005

ND substitution: RL or RL/2 if <15% NDs.

Prediction Limit

Constituent: Nickel (mg/L) Analysis Run 6/8/2026 4:39 PM View: Appendix I Intrawell

Plant Bowen Client: Southern Company Data: Bowen 1, 2, 9, & 10

	GWC-47	GWC-47
3/10/2016	<0.005	
5/18/2016	<0.005	
7/27/2016	<0.005	
9/20/2016	<0.005	
11/7/2016	<0.005	
1/23/2017	<0.005	
3/29/2017	0.0004 (J)	
9/27/2017	<0.005	
3/15/2018	<0.005	
9/13/2018	<0.005	
3/15/2019	<0.005	
9/12/2019	<0.005	
3/9/2020	<0.005	
9/14/2020	<0.005	
3/11/2021	<0.005	
8/5/2021	<0.005	
2/1/2022	<0.005	
8/15/2022	<0.005	
2/15/2023	<0.005	
7/27/2023	<0.005	
2/21/2024	<0.005	
8/5/2024	<0.005	
2/26/2025	<0.005	
8/28/2025	<0.005	
2/17/2026		<0.005

ND substitution: RL or RL/2 if <15% NDs.

Prediction Limit

Constituent: Nickel (mg/L) Analysis Run 6/8/2026 4:39 PM View: Appendix I Intrawell

Plant Bowen Client: Southern Company Data: Bowen 1, 2, 9, & 10

	GWC-47R	GWC-47R
3/10/2016	<0.005	
5/18/2016	<0.005	
7/27/2016	0.0007 (J)	
9/20/2016	0.0007 (J)	
11/4/2016	0.0006 (J)	
1/20/2017	<0.005	
3/29/2017	0.0003 (J)	
9/27/2017	<0.005	
3/16/2018	<0.005	
9/13/2018	<0.005	
3/19/2019	0.0042 (J)	
9/11/2019	0.0014 (J)	
3/9/2020	<0.005	
9/15/2020	<0.005	
3/11/2021	<0.005	
8/5/2021	<0.005	
2/1/2022	<0.005	
8/15/2022	<0.005	
2/15/2023	<0.005	
7/27/2023	<0.005	
2/21/2024	<0.005	
8/5/2024	<0.005	
2/26/2025	<0.005	
9/2/2025	<0.005	
2/17/2026		<0.005

ND substitution: RL or RL/2 if <15% NDs.

Prediction Limit

Constituent: Nickel (mg/L) Analysis Run 6/8/2026 4:39 PM View: Appendix I Intrawell

Plant Bowen Client: Southern Company Data: Bowen 1, 2, 9, & 10

	GWC-48	GWC-48
3/10/2016	0.00432 (J)	
5/17/2016	0.00489 (J)	
7/27/2016	0.0036 (J)	
9/20/2016	0.0035 (J)	
11/4/2016	0.0035 (J)	
1/23/2017	<0.01	
3/28/2017	0.0033 (J)	
9/29/2017	0.0036 (J)	
3/15/2018	0.0033 (J)	
9/13/2018	0.0038 (J)	
3/15/2019	0.0033 (J)	
9/11/2019	0.004 (J)	
3/9/2020	0.0039 (J)	
9/14/2020	0.0046 (J)	
3/11/2021	0.0047 (J)	
8/4/2021	0.0045 (J)	
1/31/2022	0.0052	
8/15/2022	0.0056	
2/15/2023	0.0058	
7/26/2023	0.0075	
2/21/2024		0.0076
8/5/2024		0.0061
2/26/2025		0.0097
8/29/2025		0.0086
2/17/2026		0.0072

ND substitution: RL or RL/2 if <15% NDs.

Prediction Limit

Constituent: Nickel (mg/L) Analysis Run 6/8/2026 4:39 PM View: Appendix I Intrawell

Plant Bowen Client: Southern Company Data: Bowen 1, 2, 9, & 10

	GWC-49R	GWC-49R
3/17/2016	<0.005	
5/18/2016	<0.005	
7/27/2016	<0.005	
9/21/2016	<0.005	
11/4/2016	<0.005	
1/24/2017	<0.005	
3/29/2017	<0.005	
9/29/2017	<0.005	
3/15/2018	<0.005	
9/13/2018	<0.005	
3/18/2019	<0.005	
9/11/2019	<0.005	
3/11/2020	0.0004 (J)	
9/11/2020	<0.005	
3/15/2021	<0.005	
8/11/2021	<0.005	
2/1/2022	<0.005	
8/15/2022	<0.005	
2/14/2023	<0.005	
7/27/2023	<0.005	
2/21/2024	<0.005	
8/6/2024	<0.005	
2/26/2025	<0.005	
8/29/2025	<0.005	
2/17/2026		<0.005

ND substitution: RL or RL/2 if <15% NDs.

Prediction Limit

Constituent: Nickel (mg/L) Analysis Run 6/8/2026 4:39 PM View: Appendix I Intrawell

Plant Bowen Client: Southern Company Data: Bowen 1, 2, 9, & 10

	GWC-49Z	GWC-49Z
3/17/2016	0.00421 (J)	
5/18/2016	<0.005	
7/28/2016	0.0024 (J)	
9/21/2016	0.0044 (J)	
11/7/2016	0.0035 (J)	
1/24/2017	0.005 (J)	
3/30/2017	0.0046 (J)	
9/29/2017	0.004 (J)	
3/15/2018	0.0028 (J)	
9/14/2018	0.0024 (J)	
3/19/2019	0.0047 (J)	
9/11/2019	0.0012 (J)	
3/9/2020	0.003 (J)	
9/14/2020	0.0014 (J)	
3/15/2021	0.0013 (J)	
8/5/2021	0.0023 (J)	
2/1/2022	0.0014 (J)	
8/15/2022	0.0022 (J)	
2/14/2023	0.0018 (J)	
7/27/2023	0.0017 (J)	
2/21/2024	<0.005	
8/6/2024	0.0022 (J)	
2/26/2025	0.0022 (J)	
8/29/2025	0.0016 (J)	
2/17/2026		0.0016 (J)

ND substitution: RL or RL/2 if <15% NDs.

Prediction Limit

Constituent: Selenium (mg/L) Analysis Run 6/8/2026 4:39 PM View: Appendix I Intrawell

Plant Bowen Client: Southern Company Data: Bowen 1, 2, 9, & 10

	GWA-2	GWA-2
8/23/2007	<0.005	
10/24/2007	<0.005	
11/18/2007	<0.005	
1/31/2008	<0.005	
3/11/2008	<0.005	
5/6/2008	<0.005	
12/4/2008	<0.005	
4/21/2009	<0.005	
10/7/2009	<0.005	
4/26/2010	<0.005	
10/4/2010	<0.005	
4/13/2011	<0.005	
10/5/2011	<0.005	
4/11/2012	<0.005	
10/9/2012	<0.005	
4/15/2013	<0.005	
10/15/2013	<0.005	
4/22/2014	<0.005	
9/30/2014	<0.005	
3/30/2015	<0.005	
10/13/2015	<0.005	
3/23/2016	<0.005	
5/20/2016	0.00216 (J)	
7/29/2016	0.001 (J)	
9/23/2016	<0.005	
11/9/2016	<0.005	
1/31/2017	<0.005	
3/30/2017	<0.005	
6/12/2017	<0.005	
10/2/2017	<0.005	
3/19/2018	0.0016 (J)	
9/14/2018	<0.005	
3/20/2019	<0.005	
9/12/2019	<0.005	
3/11/2020	0.0021 (J)	
9/15/2020	<0.005	
3/17/2021	0.0045 (J)	
8/9/2021	<0.005	
2/1/2022	<0.005	
8/16/2022	<0.005	
2/16/2023	0.0014 (J)	
7/27/2023	<0.005	
2/22/2024	<0.005	
8/7/2024	<0.005	
2/27/2025	<0.005	
9/2/2025	<0.005	
2/18/2026		0.00066 (J)

ND substitution: RL or RL/2 if <15% NDs.

Prediction Limit

Constituent: Selenium (mg/L) Analysis Run 6/8/2026 4:39 PM View: Appendix I Intrawell

Plant Bowen Client: Southern Company Data: Bowen 1, 2, 9, & 10

	GWA-2R	GWA-2R
8/23/2007	<0.005	
10/24/2007	<0.005	
11/18/2007	<0.005	
1/31/2008	<0.005	
3/10/2008	<0.005	
5/13/2008	<0.005	
12/4/2008	<0.005	
4/21/2009	<0.005	
10/8/2009	<0.005	
4/21/2010	<0.005	
9/28/2010	<0.005	
4/12/2011	<0.005	
10/4/2011	<0.005	
4/3/2012	<0.005	
10/9/2012	<0.005	
4/11/2013	<0.005	
10/16/2013	<0.005	
4/10/2014	<0.005	
9/30/2014	<0.005	
3/30/2015	<0.005	
10/13/2015	<0.005	
3/23/2016	<0.005	
5/19/2016	<0.005	
7/29/2016	<0.005	
9/22/2016	<0.005	
11/10/2016	<0.005	
1/31/2017	<0.005	
4/3/2017	<0.005	
6/9/2017	<0.005	
10/2/2017	<0.005	
3/16/2018	<0.005	
9/14/2018	<0.005	
3/19/2019	<0.005	
9/13/2019	<0.005	
3/11/2020	<0.005	
9/15/2020	<0.005	
3/16/2021	0.0021 (J)	
8/9/2021	<0.005	
2/1/2022	<0.005	
8/16/2022	<0.005	
2/16/2023	<0.005	
7/27/2023	<0.005	
2/26/2024	<0.005	
8/6/2024	<0.005	
2/27/2025	<0.005	
9/2/2025	<0.005	
2/18/2026		<0.005

ND substitution: RL or RL/2 if <15% NDs.

Prediction Limit

Constituent: Selenium (mg/L) Analysis Run 6/8/2026 4:39 PM View: Appendix I Intrawell

Plant Bowen Client: Southern Company Data: Bowen 1, 2, 9, & 10

	GWA-4RZ	GWA-4RZ
5/20/2009	<0.005	
10/19/2009	<0.005	
4/27/2010	<0.005	
10/4/2010	<0.005	
4/14/2011	<0.005	
10/5/2011	<0.005	
4/11/2012	<0.005	
10/2/2012	<0.005	
4/11/2013	<0.005	
10/21/2013	<0.005	
4/23/2014	<0.005	
10/4/2014	<0.005	
3/31/2015	<0.005	
10/11/2015	<0.005	
2/22/2017	<0.005	
4/7/2017	<0.005	
6/14/2017	<0.005	
7/12/2017	<0.005	
7/20/2017	<0.005	
7/28/2017	<0.005	
8/9/2017	<0.005	
8/24/2017	<0.005	
10/3/2017	<0.005	
3/21/2018	<0.005	
9/18/2018	<0.005	
3/21/2019	<0.005	
9/13/2019	<0.005	
3/12/2020	<0.005	
9/17/2020	<0.005	
3/16/2021	<0.005	
8/10/2021	<0.005	
2/3/2022	<0.005	
8/17/2022	<0.005	
2/17/2023	<0.005	
7/28/2023	<0.005	
2/27/2024	<0.005	
8/8/2024	<0.005	
2/28/2025	<0.005	
9/3/2025	<0.005	
2/18/2026		0.00056 (J)

ND substitution: RL or RL/2 if <15% NDs.

Prediction Limit

Constituent: Selenium (mg/L) Analysis Run 6/8/2026 4:39 PM View: Appendix I Intrawell

Plant Bowen Client: Southern Company Data: Bowen 1, 2, 9, & 10

	GWA-43	GWA-43
3/11/2016	0.00236 (J)	
5/13/2016	<0.005	
7/19/2016	<0.005	
9/16/2016	<0.005	
11/2/2016	<0.005	
1/18/2017	<0.005	
3/28/2017	<0.005	
6/6/2017	<0.005	
9/22/2017	<0.005	
3/14/2018	<0.005	
9/12/2018	<0.005	
3/13/2019	<0.005	
9/11/2019	<0.005	
3/9/2020	<0.005	
9/11/2020	<0.005	
3/11/2021	<0.005	
8/6/2021	<0.005	
1/31/2022	<0.005	
8/11/2022	<0.005	
2/14/2023	<0.005	
7/25/2023	<0.005	
2/20/2024	<0.005	
8/2/2024	<0.005	
2/25/2025	<0.005	
8/28/2025	<0.005	
2/16/2026		<0.005

ND substitution: RL or RL/2 if <15% NDs.

Prediction Limit

Constituent: Selenium (mg/L) Analysis Run 6/8/2026 4:39 PM View: Appendix I Intrawell

Plant Bowen Client: Southern Company Data: Bowen 1, 2, 9, & 10

	GWC-5	GWC-5
8/23/2007	<0.005	
10/25/2007	<0.005	
11/19/2007	<0.005	
1/23/2008	<0.005	
3/11/2008	<0.005	
5/12/2008	<0.005	
12/11/2008	<0.005	
4/15/2009	<0.005	
10/9/2009	0.015 (O)	
5/4/2010	<0.005	
10/12/2010	<0.005	
4/28/2011	<0.005	
10/19/2011	<0.005	
5/2/2012	<0.005	
10/9/2012	0.0054	
4/11/2013	0.0072	
10/16/2013	<0.005	
4/23/2014	0.0067	
10/3/2014	<0.005	
3/31/2015	<0.005	
10/12/2015	<0.005	
3/28/2016	<0.005	
5/25/2016	<0.005	
8/1/2016	<0.005	
9/27/2016	<0.005	
11/11/2016	<0.005	
1/31/2017	<0.005	
4/3/2017	<0.005	
6/12/2017	<0.005	
10/3/2017	<0.005	
3/19/2018	<0.005	
9/17/2018	<0.005	
3/20/2019	<0.005	
9/16/2019	<0.005	
3/16/2020	<0.005	
9/16/2020	<0.005	
3/17/2021	0.0019 (J)	
8/9/2021	<0.005	
2/2/2022	<0.005	
8/16/2022	<0.005	
2/20/2023	<0.005	
7/28/2023	<0.005	
2/26/2024	<0.005	
8/8/2024	<0.005	
2/27/2025	<0.005	
9/3/2025	<0.005	
2/19/2026		<0.005

ND substitution: RL or RL/2 if <15% NDs.

Prediction Limit

Constituent: Selenium (mg/L) Analysis Run 6/8/2026 4:39 PM View: Appendix I Intrawell

Plant Bowen Client: Southern Company Data: Bowen 1, 2, 9, & 10

	GWC-6RZ	GWC-6RZ
5/26/2015	<0.005	
6/18/2015	<0.005	
7/2/2015	<0.005	
10/9/2015	<0.005	
3/29/2016	<0.005	
5/24/2016	<0.005	
8/1/2016	<0.005	
9/26/2016	<0.005	
11/14/2016	<0.005	
2/1/2017	<0.005	
4/6/2017	<0.005	
6/13/2017	<0.005	
10/3/2017	<0.005	
3/20/2018	<0.005	
9/17/2018	<0.005	
3/21/2019	<0.005	
9/16/2019	<0.005	
3/12/2020	<0.005	
9/16/2020	<0.005	
3/17/2021	0.0038 (J)	
8/10/2021	<0.005	
2/2/2022	<0.005	
8/17/2022	<0.005	
2/17/2023	<0.005	
7/28/2023	<0.005	
2/26/2024	<0.005	
8/8/2024	<0.005	
2/27/2025	<0.005	
9/2/2025	<0.005	
2/20/2026		<0.005

ND substitution: RL or RL/2 if <15% NDs.

Prediction Limit

Constituent: Selenium (mg/L) Analysis Run 6/8/2026 4:39 PM View: Appendix I Intrawell

Plant Bowen Client: Southern Company Data: Bowen 1, 2, 9, & 10

	GWC-8Z	GWC-8Z
8/22/2007	<0.005	
11/1/2007	<0.005	
11/20/2007	<0.005	
1/23/2008	<0.005	
3/10/2008	<0.005	
5/12/2008	<0.005	
12/12/2008	<0.005	
4/22/2009	<0.005	
10/8/2009	<0.005	
4/28/2010	<0.005	
10/7/2010	<0.005	
4/20/2011	<0.005	
10/12/2011	<0.005	
4/30/2012	<0.005	
10/3/2012	<0.005	
4/9/2013	<0.005	
10/9/2013	<0.005	
4/9/2014	<0.005	
10/2/2014	<0.005	
4/2/2015	<0.005	
5/26/2015	<0.005	
6/18/2015	<0.005	
7/2/2015	<0.005	
10/8/2015	<0.005	
3/22/2016	<0.005	
5/25/2016	<0.005	
8/2/2016	<0.005	
9/26/2016	<0.005	
11/21/2016	<0.005	
2/3/2017	<0.005	
4/7/2017	<0.005	
6/13/2017	<0.005	
10/3/2017	<0.005	
3/20/2018	<0.005	
9/18/2018	<0.005	
5/6/2019	<0.005	
9/16/2019	<0.005	
3/16/2020	<0.005	
9/17/2020	<0.005	
3/18/2021	0.0089	
8/10/2021	<0.005	
2/2/2022	<0.005	
8/17/2022	<0.005	
2/20/2023	<0.005	
7/31/2023	<0.005	
2/26/2024	<0.005	
8/12/2024	<0.005	
2/28/2025	<0.005	
9/3/2025	<0.005	
2/19/2026		<0.005

ND substitution: RL or RL/2 if <15% NDs.

Prediction Limit

Constituent: Selenium (mg/L) Analysis Run 6/8/2026 4:39 PM View: Appendix I Intrawell

Plant Bowen Client: Southern Company Data: Bowen 1, 2, 9, & 10

	GWC-9	GWC-9
8/23/2007	<0.005	
11/1/2007	<0.005	
11/19/2007	<0.005	
1/15/2008	<0.005	
3/6/2008	<0.005	
5/13/2008	<0.005	
12/12/2008	<0.005	
4/16/2009	<0.005	
10/13/2009	<0.005	
4/21/2010	<0.005	
9/29/2010	<0.005	
4/13/2011	<0.005	
10/5/2011	<0.005	
4/4/2012	<0.005	
10/8/2012	<0.005	
4/8/2013	<0.005	
10/9/2013	<0.005	
4/9/2014	<0.005	
9/30/2014	<0.005	
4/2/2015	<0.005	
10/10/2015	<0.005	
3/30/2016	0.00388 (J)	
5/26/2016	<0.005	
8/5/2016	<0.005	
9/28/2016	<0.005	
11/21/2016	<0.005	
2/6/2017	<0.005	
4/6/2017	<0.005	
6/13/2017	<0.005	
10/3/2017	<0.005	
3/20/2018	<0.005	
9/18/2018	<0.005	
3/21/2019	<0.005	
9/16/2019	<0.005	
3/12/2020	<0.005	
9/17/2020	<0.005	
3/18/2021	<0.005	
8/10/2021	<0.005	
2/2/2022	<0.005	
8/17/2022	<0.005	
2/21/2023	<0.005	
7/31/2023	<0.005	
2/27/2024	<0.005	
8/12/2024	<0.005	
2/28/2025	0.0013 (J)	
9/3/2025	<0.005	
2/18/2026		0.0006 (J)

ND substitution: RL or RL/2 if <15% NDs.

Prediction Limit

Constituent: Selenium (mg/L) Analysis Run 6/8/2026 4:39 PM View: Appendix I Intrawell

Plant Bowen Client: Southern Company Data: Bowen 1, 2, 9, & 10

	GWC-13	GWC-13
8/21/2007	<0.005	
11/1/2007	<0.005	
11/19/2007	<0.005	
1/31/2008	<0.005	
3/5/2008	<0.005	
5/12/2008	<0.005	
12/13/2008	<0.005	
4/28/2009	<0.005	
10/21/2009	<0.005	
4/28/2010	<0.005	
10/5/2010	<0.005	
4/19/2011	<0.005	
10/18/2011	<0.005	
4/25/2012	<0.005	
10/2/2012	<0.005	
4/2/2013	<0.005	
10/8/2013	<0.005	
4/1/2014	<0.005	
10/1/2014	<0.005	
4/1/2015	<0.005	
10/15/2015	0.0055	
4/4/2016	0.00286 (J)	
5/31/2016	0.00303 (J)	
8/4/2016	0.005 (J)	
9/29/2016	0.0074 (J)	
11/28/2016	0.0073 (J)	
2/9/2017	0.0067 (J)	
4/12/2017	0.0048 (J)	
6/16/2017	0.007 (J)	
10/9/2017	0.0048 (J)	
3/21/2018	0.0021 (J)	
9/19/2018	0.0019 (J)	
3/23/2019	<0.005	
9/18/2019	0.0018 (J)	
3/13/2020	0.0019 (J)	
9/22/2020	<0.005	
3/18/2021	0.0021 (J)	
8/11/2021	<0.005	
2/17/2022	<0.005	
8/18/2022	<0.005	
2/22/2023	<0.005	
8/1/2023	<0.005	
2/27/2024	<0.005	
8/12/2024	0.0014 (J)	
3/3/2025	<0.005	
9/3/2025	<0.005	
2/19/2026		0.0013 (J)

ND substitution: RL or RL/2 if <15% NDs.

Prediction Limit

Constituent: Selenium (mg/L) Analysis Run 6/8/2026 4:39 PM View: Appendix I Intrawell

Plant Bowen Client: Southern Company Data: Bowen 1, 2, 9, & 10

	GWC-13RZ	GWC-13RZ
8/21/2007	<0.005	
11/1/2007	<0.005	
11/19/2007	<0.005	
1/31/2008	<0.005	
3/5/2008	<0.005	
5/7/2008	<0.005	
12/12/2008	<0.005	
4/29/2009	<0.005	
10/21/2009	<0.005	
4/28/2010	<0.005	
10/6/2010	<0.005	
4/20/2011	<0.005	
10/12/2011	<0.005	
4/25/2012	<0.005	
10/2/2012	<0.005	
4/2/2013	<0.005	
10/8/2013	<0.005	
4/1/2014	<0.005	
10/1/2014	<0.005	
3/31/2015	<0.005	
10/14/2015	<0.005	
4/4/2016	<0.005	
6/1/2016	<0.005	
2/22/2017	0.0014 (J)	
4/11/2017	0.0024 (J)	
6/16/2017	<0.005	
7/12/2017	0.0019 (J)	
7/28/2017	<0.005	
8/10/2017	0.0019 (J)	
10/6/2017	<0.005	
3/23/2018	<0.005	
9/20/2018	<0.005	
3/22/2019	<0.005	
9/19/2019	<0.005	
3/17/2020	<0.005	
9/22/2020	<0.005	
3/19/2021	<0.005	
8/12/2021	<0.005	
2/4/2022	<0.005	
8/19/2022	<0.005	
2/22/2023	<0.005	
8/2/2023	<0.005	
2/28/2024	<0.005	
8/13/2024	0.001 (J)	
3/4/2025	<0.005	
9/4/2025	<0.005	
2/20/2026		0.00053 (J)

ND substitution: RL or RL/2 if <15% NDs.

Prediction Limit

Constituent: Selenium (mg/L) Analysis Run 6/8/2026 4:39 PM View: Appendix I Intrawell

Plant Bowen Client: Southern Company Data: Bowen 1, 2, 9, & 10

	GWC-14Z	GWC-14Z
8/24/2007	<0.005	
11/2/2007	<0.005	
11/17/2007	<0.005	
1/15/2008	<0.005	
3/5/2008	<0.005	
5/7/2008	<0.005	
12/2/2008	<0.005	
4/16/2009	<0.005	
10/20/2009	<0.005	
4/20/2010	<0.005	
9/29/2010	<0.005	
4/12/2011	<0.005	
10/4/2011	<0.005	
4/4/2012	<0.005	
10/10/2012	<0.005	
4/15/2013	<0.005	
10/22/2013	<0.005	
4/21/2014	<0.005	
9/30/2014	<0.005	
4/3/2015	<0.005	
10/7/2015	<0.005	
4/5/2016	<0.005	
6/1/2016	<0.005	
8/9/2016	<0.005	
11/28/2016	<0.005	
2/9/2017	<0.005	
4/11/2017	<0.005	
6/14/2017	<0.005	
7/12/2017	<0.005	
10/5/2017	<0.005	
3/22/2018	<0.005	
9/19/2018	<0.005	
3/22/2019	<0.005	
9/17/2019	<0.005	
3/13/2020	0.0016 (J)	
9/21/2020	<0.005	
3/18/2021	0.0016 (J)	
8/11/2021	<0.005	
2/4/2022	<0.005	
8/18/2022	<0.005	
2/22/2023	<0.005	
8/1/2023	<0.005	
2/28/2024	<0.005	
8/13/2024	<0.005	
3/3/2025	<0.005	
9/4/2025	<0.005	
2/24/2026		<0.005

ND substitution: RL or RL/2 if <15% NDs.

Prediction Limit

Constituent: Selenium (mg/L) Analysis Run 6/8/2026 4:39 PM View: Appendix I Intrawell

Plant Bowen Client: Southern Company Data: Bowen 1, 2, 9, & 10

	GWC-15R	GWC-15R
8/23/2007	<0.005	
11/2/2007	<0.005	
11/17/2007	<0.005	
1/15/2008	<0.005	
3/6/2008	<0.005	
5/7/2008	<0.005	
12/2/2008	<0.005	
4/28/2009	<0.005	
10/19/2009	<0.005	
4/27/2010	<0.005	
10/4/2010	<0.005	
4/18/2011	<0.005	
10/12/2011	<0.005	
4/23/2012	<0.005	
10/10/2012	<0.005	
4/15/2013	<0.005	
10/22/2013	<0.005	
4/21/2014	<0.005	
9/30/2014	<0.005	
4/3/2015	<0.005	
10/7/2015	<0.005	
4/5/2016	<0.005	
5/31/2016	<0.005	
8/4/2016	<0.005	
9/29/2016	<0.005	
11/23/2016	0.0016 (J)	
2/10/2017	<0.005	
4/12/2017	<0.005	
6/15/2017	<0.005	
10/6/2017	<0.005	
3/23/2018	<0.005	
9/19/2018	<0.005	
3/25/2019	<0.005	
9/17/2019	<0.005	
3/13/2020	<0.005	
9/21/2020	<0.005	
3/18/2021	<0.005	
8/11/2021	<0.005	
2/4/2022	<0.005	
8/19/2022	<0.005	
2/22/2023	<0.005	
8/2/2023	<0.005	
2/28/2024	<0.005	
8/13/2024	<0.005	
3/3/2025	<0.005	
9/4/2025	<0.005	
2/24/2026		<0.005

ND substitution: RL or RL/2 if <15% NDs.

Prediction Limit

Constituent: Selenium (mg/L) Analysis Run 6/8/2026 4:39 PM View: Appendix I Intrawell

Plant Bowen Client: Southern Company Data: Bowen 1, 2, 9, & 10

	GWC-44	GWC-44
3/16/2016	0.00622 (J)	
5/16/2016	0.0021 (J)	
7/25/2016	<0.005	
9/19/2016	<0.005	
11/3/2016	<0.005	
1/19/2017	<0.005	
3/28/2017	0.0033 (J)	
6/5/2017	0.0068 (J)	
9/26/2017	0.0037 (J)	
3/15/2018	0.0031 (J)	
9/12/2018	<0.005	
3/14/2019	0.0042 (J)	
9/11/2019	0.0021 (J)	
3/10/2020	0.0063 (J)	
9/15/2020	<0.005	
3/11/2021	<0.005	
8/4/2021	0.0036 (J)	
1/31/2022	0.0018 (J)	
8/15/2022	<0.005	
2/14/2023	<0.005	
7/26/2023	<0.005	
2/20/2024	<0.005	
8/6/2024	<0.005	
2/26/2025	0.0026 (J)	
8/28/2025	<0.005	
2/16/2026		<0.005

ND substitution: RL or RL/2 if <15% NDs.

Prediction Limit

Constituent: Selenium (mg/L) Analysis Run 6/8/2026 4:39 PM View: Appendix I Intrawell

Plant Bowen Client: Southern Company Data: Bowen 1, 2, 9, & 10

	GWC-46R	GWC-46R
3/10/2016	<0.005	
5/17/2016	<0.005	
7/26/2016	0.0009 (J)	
9/20/2016	<0.005	
11/4/2016	<0.005	
1/20/2017	<0.005	
3/28/2017	<0.005	
6/7/2017	<0.005	
9/29/2017	<0.005	
3/15/2018	<0.005	
9/13/2018	<0.005	
3/18/2019	<0.005	
9/11/2019	<0.005	
3/10/2020	<0.005	
9/14/2020	<0.005	
3/11/2021	<0.005	
8/5/2021	<0.005	
1/31/2022	<0.005	
8/15/2022	<0.005	
2/14/2023	<0.005	
7/26/2023	<0.005	
2/21/2024	<0.005	
8/5/2024	<0.005	
2/26/2025	<0.005	
8/29/2025	<0.005	
9/24/2025	<0.005	
2/16/2026		<0.005

ND substitution: RL or RL/2 if <15% NDs.

Prediction Limit

Constituent: Selenium (mg/L) Analysis Run 6/8/2026 4:39 PM View: Appendix I Intrawell

Plant Bowen Client: Southern Company Data: Bowen 1, 2, 9, & 10

	GWC-47	GWC-47
3/10/2016	<0.005	
5/18/2016	<0.005	
7/27/2016	<0.005	
9/20/2016	<0.005	
11/7/2016	<0.005	
1/23/2017	<0.005	
3/29/2017	<0.005	
6/8/2017	<0.005	
9/27/2017	<0.005	
3/15/2018	<0.005	
9/13/2018	<0.005	
3/15/2019	<0.005	
9/12/2019	<0.005	
3/9/2020	<0.005	
9/14/2020	<0.005	
3/11/2021	<0.005	
8/5/2021	<0.005	
2/1/2022	<0.005	
8/15/2022	<0.005	
2/15/2023	<0.005	
7/27/2023	<0.005	
2/21/2024	<0.005	
8/5/2024	<0.005	
2/26/2025	<0.005	
8/28/2025	<0.005	
2/17/2026		0.00051 (J)

ND substitution: RL or RL/2 if <15% NDs.

Prediction Limit

Constituent: Selenium (mg/L) Analysis Run 6/8/2026 4:39 PM View: Appendix I Intrawell

Plant Bowen Client: Southern Company Data: Bowen 1, 2, 9, & 10

	GWC-48	GWC-48
3/10/2016	<0.005	
5/17/2016	<0.005	
7/27/2016	0.0009 (J)	
9/20/2016	<0.005	
11/4/2016	<0.005	
1/23/2017	<0.005	
3/28/2017	<0.005	
6/8/2017	<0.005	
9/29/2017	<0.005	
3/15/2018	<0.005	
9/13/2018	<0.005	
3/15/2019	<0.005	
9/11/2019	<0.005	
3/9/2020	<0.005	
9/14/2020	<0.005	
3/11/2021	<0.005	
8/4/2021	<0.005	
1/31/2022	<0.005	
8/15/2022	<0.005	
2/15/2023	<0.005	
7/26/2023	0.0016 (J)	
2/21/2024	0.0011 (J)	
8/5/2024	0.0013 (J)	
2/26/2025	0.0069	
5/1/2025	0.006	
8/29/2025	0.0035 (J)	
2/17/2026		0.0014 (J)

ND substitution: RL or RL/2 if <15% NDs.

Prediction Limit

Constituent: Silver (mg/L) Analysis Run 6/8/2026 4:39 PM View: Appendix I Intrawell

Plant Bowen Client: Southern Company Data: Bowen 1, 2, 9, & 10

	GWA-50	GWA-50
12/12/2008	<0.005	
4/23/2009	<0.005	
10/6/2009	<0.005	
4/27/2010	<0.005	
9/30/2010	<0.005	
4/14/2011	<0.005	
10/5/2011	<0.005	
4/11/2012	<0.005	
10/2/2012	<0.005	
4/9/2013	<0.005	
10/15/2013	<0.005	
4/10/2014	0.00075 (J)	
10/1/2014	<0.005	
3/30/2015	<0.005	
10/11/2015	<0.005	
3/28/2016	<0.005	
8/1/2016	0.0004 (J)	
4/7/2017	0.0005 (J)	
10/2/2017	0.0006 (J)	
3/16/2018	<0.005	
9/17/2018	<0.005	
3/19/2019	<0.005	
9/13/2019	0.00045 (J)	
3/11/2020	0.00039 (J)	
9/16/2020	0.00042 (J)	
3/17/2021	0.00044 (J)	
8/9/2021	<0.005	
2/1/2022	<0.005	
8/16/2022	<0.005	
2/16/2023	<0.005	
7/28/2023	0.00044 (J)	
2/22/2024	0.00052 (J)	
8/8/2024	0.00056 (J)	
2/27/2025	0.00061 (J)	
9/2/2025	0.00048 (J)	
2/17/2026		0.00056 (J)

ND substitution: RL or RL/2 if <15% NDs.

Prediction Limit

Constituent: Silver (mg/L) Analysis Run 6/8/2026 4:39 PM View: Appendix I Intrawell

Plant Bowen Client: Southern Company Data: Bowen 1, 2, 9, & 10

	GWA-50R	GWA-50R
12/12/2008	<0.0025	
4/23/2009	<0.0025	
10/6/2009	0.0048	
5/3/2010	<0.0025	
10/11/2010	<0.0025	
4/27/2011	0.004	
10/19/2011	<0.0025	
5/1/2012	<0.0025	
10/2/2012	<0.0025	
4/10/2013	<0.0025	
10/16/2013	0.0034	
4/22/2014	0.0034	
10/1/2014	0.0012 (J)	
3/30/2015	0.003	
10/11/2015	0.0018 (J)	
3/28/2016	0.0022 (J)	
8/1/2016	0.0016 (J)	
4/3/2017	0.0022 (J)	
10/2/2017	0.0021 (J)	
3/16/2018	0.0023 (J)	
9/18/2018	0.0017 (J)	
3/19/2019	0.0017 (J)	
9/12/2019	0.0028 (J)	
3/11/2020	0.0013 (J)	
9/15/2020	0.0012 (J)	
3/17/2021	0.0026 (J)	
8/9/2021	0.0015 (J)	
2/2/2022	0.0012 (J)	
8/17/2022	0.0021 (J)	
2/16/2023	0.0011 (J)	
7/28/2023	0.00091 (J)	
2/22/2024	0.0013 (J)	
8/8/2024	0.0011 (J)	
2/28/2025	0.0016 (J)	
9/2/2025	0.001	
2/17/2026		0.0015

ND substitution: RL or RL/2 if <15% NDs.

Prediction Limit

Constituent: Silver (mg/L) Analysis Run 6/8/2026 4:39 PM View: Appendix I Intrawell

Plant Bowen Client: Southern Company Data: Bowen 1, 2, 9, & 10

	GWC-12	GWC-12
8/21/2007	<0.001	
11/1/2007	<0.001	
11/19/2007	<0.001	
1/16/2008	<0.001	
3/5/2008	0.0046	
5/13/2008	<0.001	
12/13/2008	<0.001	
4/16/2009	<0.001	
10/21/2009	<0.001	
4/27/2010	<0.001	
10/5/2010	<0.001	
4/19/2011	<0.001	
10/12/2011	<0.001	
4/24/2012	<0.001	
10/2/2012	<0.001	
4/2/2013	<0.001	
10/9/2013	<0.001	
4/1/2014	<0.001	
10/2/2014	<0.001	
4/1/2015	<0.001	
10/14/2015	<0.001	
4/4/2016	<0.001	
8/3/2016	<0.001	
4/11/2017	<0.001	
10/4/2017	<0.001	
3/22/2018	<0.001	
9/18/2018	<0.001	
3/23/2019	<0.001	
9/17/2019	<0.001	
3/12/2020	<0.001	
9/21/2020	<0.001	
3/19/2021	<0.001	
8/11/2021	<0.001	
2/2/2022	<0.001	
8/18/2022	<0.001	
2/21/2023	<0.001	
8/1/2023	<0.001	
2/27/2024	<0.001	
8/12/2024	<0.001	
3/4/2025	<0.001	
9/3/2025	<0.001	
2/18/2026		<0.001

ND substitution: RL or RL/2 if <15% NDs.

Prediction Limit

Constituent: Silver (mg/L) Analysis Run 6/8/2026 4:39 PM View: Appendix I Intrawell

Plant Bowen Client: Southern Company Data: Bowen 1, 2, 9, & 10

	GWC-13RZ	GWC-13RZ
8/21/2007	<0.001	
11/1/2007	<0.001	
11/19/2007	<0.001	
1/31/2008	<0.001	
3/5/2008	<0.001	
5/7/2008	<0.001	
12/12/2008	<0.001	
4/29/2009	0.0026	
10/21/2009	<0.001	
4/28/2010	<0.001	
10/6/2010	<0.001	
4/20/2011	<0.001	
10/12/2011	<0.001	
4/25/2012	<0.001	
10/2/2012	<0.001	
4/2/2013	<0.001	
10/8/2013	<0.001	
4/1/2014	<0.001	
10/1/2014	<0.001	
3/31/2015	<0.001	
10/14/2015	<0.001	
4/4/2016	<0.001	
4/11/2017	<0.001	
10/6/2017	<0.001	
3/23/2018	<0.001	
9/20/2018	<0.001	
3/22/2019	<0.001	
9/19/2019	<0.001	
3/17/2020	<0.001	
9/22/2020	<0.001	
3/19/2021	<0.001	
8/12/2021	<0.001	
2/4/2022	<0.001	
8/19/2022	<0.001	
2/22/2023	<0.001	
8/2/2023	<0.001	
2/28/2024	<0.001	
8/13/2024	<0.001	
3/4/2025	<0.001	
9/4/2025	<0.001	
2/20/2026		<0.001

ND substitution: RL or RL/2 if <15% NDs.

Prediction Limit

Constituent: Silver (mg/L) Analysis Run 6/8/2026 4:39 PM View: Appendix I Intrawell

Plant Bowen Client: Southern Company Data: Bowen 1, 2, 9, & 10

	GWC-45	GWC-45
8/24/2007	<0.001	
10/23/2007	<0.001	
11/18/2007	<0.001	
1/15/2008	<0.001	
3/5/2008	<0.001	
5/14/2008	<0.001	
12/2/2008	<0.001	
4/28/2009	0.0025	
10/20/2009	<0.001	
4/20/2010	<0.001	
9/28/2010	<0.001	
4/12/2011	<0.001	
10/4/2011	<0.001	
4/3/2012	<0.001	
10/15/2012	<0.001	
4/16/2013	<0.001	
10/22/2013	<0.001	
4/23/2014	<0.001	
10/1/2014	<0.001	
4/3/2015	<0.001	
10/7/2015	<0.001	
3/16/2016	<0.001	
5/16/2016	<0.001	
7/25/2016	<0.001	
9/19/2016	<0.001	
11/4/2016	<0.001	
1/23/2017	<0.001	
3/29/2017	<0.001	
9/27/2017	<0.001	
3/15/2018	<0.001	
9/13/2018	<0.001	
3/14/2019	<0.001	
9/11/2019	<0.001	
3/10/2020	<0.001	
9/11/2020	<0.001	
3/11/2021	<0.001	
8/6/2021	<0.001	
2/1/2022	<0.001	
8/12/2022	<0.001	
2/15/2023	<0.001	
7/26/2023	<0.001	
2/20/2024	<0.001	
8/5/2024	<0.001	
2/26/2025	<0.001	
9/2/2025	<0.001	
2/17/2026		<0.001

ND substitution: RL or RL/2 if <15% NDs.

Prediction Limit

Constituent: Silver (mg/L) Analysis Run 6/8/2026 4:39 PM View: Appendix I Intrawell

Plant Bowen Client: Southern Company Data: Bowen 1, 2, 9, & 10

	GWC-45R	GWC-45R
8/24/2007	<0.001	
10/23/2007	<0.001	
11/18/2007	<0.001	
1/15/2008	<0.001	
3/5/2008	<0.001	
5/12/2008	<0.001	
12/2/2008	<0.001	
4/28/2009	0.0028	
10/13/2009	<0.001	
4/21/2010	<0.001	
10/4/2010	<0.001	
4/18/2011	<0.001	
10/5/2011	<0.001	
5/3/2012	<0.001	
10/15/2012	<0.001	
4/16/2013	<0.001	
10/22/2013	<0.001	
4/23/2014	<0.001	
10/1/2014	<0.001	
4/3/2015	<0.001	
10/9/2015	<0.001	
3/16/2016	<0.001	
5/16/2016	<0.001	
7/25/2016	<0.001	
9/19/2016	<0.001	
11/3/2016	<0.001	
1/20/2017	<0.001	
3/29/2017	<0.001	
9/27/2017	<0.001	
3/15/2018	<0.001	
9/13/2018	<0.001	
3/14/2019	<0.001	
9/11/2019	<0.001	
3/10/2020	<0.001	
9/11/2020	<0.001	
3/11/2021	<0.001	
8/6/2021	<0.001	
2/1/2022	<0.001	
8/12/2022	<0.001	
2/15/2023	<0.001	
7/26/2023	<0.001	
2/20/2024	<0.001	
8/5/2024	<0.001	
2/26/2025	<0.001	
9/2/2025	<0.001	
2/17/2026		<0.001

ND substitution: RL or RL/2 if <15% NDs.

Prediction Limit

Constituent: Vanadium (mg/L) Analysis Run 6/8/2026 4:39 PM View: Appendix I Intrawell

Plant Bowen Client: Southern Company Data: Bowen 1, 2, 9, & 10

	GWA-1	GWA-1
8/23/2007	<0.005	
10/23/2007	<0.005	
11/18/2007	<0.005	
1/30/2008	<0.005	
3/10/2008	<0.005	
5/13/2008	<0.005	
12/5/2008	<0.005	
4/15/2009	<0.005	
10/7/2009	0.0099	
5/3/2010	<0.005	
10/12/2010	<0.005	
4/27/2011	<0.005	
10/17/2011	<0.005	
5/2/2012	<0.005	
10/8/2012	<0.005	
4/12/2013	<0.005	
10/16/2013	<0.005	
4/11/2014	<0.005	
9/30/2014	<0.005	
3/30/2015	0.0067	
10/13/2015	<0.005	
3/22/2016	0.00214 (J)	
7/29/2016	<0.005	
3/30/2017	<0.005	
10/2/2017	<0.005	
3/16/2018	<0.005	
9/17/2018	<0.005	
3/20/2019	<0.005	
9/12/2019	<0.005	
3/11/2020	<0.005	
9/15/2020	<0.005	
3/16/2021	<0.005	
8/9/2021	<0.005	
2/1/2022	<0.005	
8/16/2022	<0.005	
2/16/2023	<0.005	
7/27/2023	<0.005	
2/22/2024	<0.005	
8/7/2024	<0.005	
2/27/2025	<0.005	
9/2/2025	<0.005	
2/18/2026		0.0012 (J)

ND substitution: RL or RL/2 if <15% NDs.

Prediction Limit

Constituent: Vanadium (mg/L) Analysis Run 6/8/2026 4:39 PM View: Appendix I Intrawell

Plant Bowen Client: Southern Company Data: Bowen 1, 2, 9, & 10

	GWA-2	GWA-2
8/23/2007	<0.005	
10/24/2007	<0.005	
11/18/2007	0.0051	
1/31/2008	<0.005	
3/11/2008	0.0032	
5/6/2008	<0.005	
12/4/2008	0.016 (O)	
4/21/2009	0.005	
10/7/2009	<0.005	
4/26/2010	<0.005	
10/4/2010	0.0025	
4/13/2011	<0.005	
10/5/2011	<0.005	
4/11/2012	<0.005	
10/9/2012	<0.005	
4/15/2013	<0.005	
10/15/2013	<0.005	
4/22/2014	<0.005	
9/30/2014	<0.005	
3/30/2015	0.0016 (J)	
10/13/2015	<0.005	
3/23/2016	<0.005	
7/29/2016	<0.005	
3/30/2017	<0.005	
10/2/2017	<0.005	
3/19/2018	<0.005	
9/14/2018	<0.005	
3/20/2019	<0.005	
9/12/2019	<0.005	
3/11/2020	<0.005	
9/15/2020	<0.005	
3/17/2021	<0.005	
8/9/2021	<0.005	
2/1/2022	<0.005	
8/16/2022	<0.005	
2/16/2023	<0.005	
7/27/2023	<0.005	
2/22/2024	<0.005	
8/7/2024	<0.005	
2/27/2025	<0.005	
9/2/2025	<0.005	
2/18/2026		<0.005

ND substitution: RL or RL/2 if <15% NDs.

Prediction Limit

Constituent: Vanadium (mg/L) Analysis Run 6/8/2026 4:39 PM View: Appendix I Intrawell

Plant Bowen Client: Southern Company Data: Bowen 1, 2, 9, & 10

	GWA-2R	GWA-2R
8/23/2007	<0.005	
10/24/2007	<0.005	
11/18/2007	<0.005	
1/31/2008	0.0078	
3/10/2008	<0.005	
5/13/2008	<0.005	
12/4/2008	<0.005	
4/21/2009	0.0036	
10/8/2009	<0.005	
4/21/2010	<0.005	
9/28/2010	<0.005	
4/12/2011	<0.005	
10/4/2011	<0.005	
4/3/2012	<0.005	
10/9/2012	<0.005	
4/11/2013	<0.005	
10/16/2013	<0.005	
4/10/2014	0.0012 (J)	
9/30/2014	<0.005	
3/30/2015	<0.005	
10/13/2015	<0.005	
3/23/2016	<0.005	
7/29/2016	<0.005	
4/3/2017	<0.005	
10/2/2017	<0.005	
3/16/2018	<0.005	
9/14/2018	<0.005	
3/19/2019	<0.005	
9/13/2019	0.001 (J)	
3/11/2020	0.00084 (J)	
9/15/2020	<0.005	
3/16/2021	<0.005	
8/9/2021	<0.005	
2/1/2022	<0.005	
8/16/2022	<0.005	
2/16/2023	<0.005	
7/27/2023	<0.005	
2/26/2024	<0.005	
8/6/2024	0.0015 (J)	
2/27/2025	<0.005	
9/2/2025	<0.005	
2/18/2026		<0.005

ND substitution: RL or RL/2 if <15% NDs.

Prediction Limit

Constituent: Vanadium (mg/L) Analysis Run 6/8/2026 4:39 PM View: Appendix I Intrawell

Plant Bowen Client: Southern Company Data: Bowen 1, 2, 9, & 10

	GWA-3A	GWA-3A
8/23/2007	<0.005	
11/2/2007	<0.005	
11/18/2007	0.0046	
1/31/2008	<0.005	
3/11/2008	<0.005	
5/14/2008	<0.005	
12/5/2008	<0.005	
4/15/2009	<0.005	
10/8/2009	<0.005	
4/28/2010	<0.005	
10/6/2010	<0.005	
4/21/2011	<0.005	
10/13/2011	<0.005	
5/1/2012	<0.005	
10/9/2012	<0.005	
4/11/2013	<0.005	
10/16/2013	<0.005	
4/23/2014	<0.005	
10/4/2014	<0.005	
3/31/2015	0.0023 (J)	
10/12/2015	<0.005	
3/23/2016	<0.005	
7/29/2016	<0.005	
3/30/2017	<0.005	
10/4/2017	<0.005	
3/19/2018	<0.005	
9/17/2018	<0.005	
3/20/2019	<0.005	
9/13/2019	<0.005	
3/11/2020	<0.005	
3/29/2021	<0.005	
8/9/2021	<0.005	
2/2/2022	<0.005	
8/16/2022	<0.005	
2/17/2023	<0.005	
8/1/2023	<0.005	
2/22/2024	<0.005	
8/8/2024	<0.005	
2/26/2025	<0.005	
9/2/2025	<0.005	
2/17/2026		<0.005

ND substitution: RL or RL/2 if <15% NDs.

Prediction Limit

Constituent: Vanadium (mg/L) Analysis Run 6/8/2026 4:39 PM View: Appendix I Intrawell

Plant Bowen Client: Southern Company Data: Bowen 1, 2, 9, & 10

	GWA-4RZ	GWA-4RZ
5/20/2009	0.0052	
10/19/2009	<0.005	
4/27/2010	<0.005	
10/4/2010	0.01	
4/14/2011	<0.005	
10/5/2011	<0.005	
4/11/2012	<0.005	
10/2/2012	0.0053	
4/11/2013	<0.005	
10/21/2013	<0.005	
4/23/2014	<0.005	
10/4/2014	0.0089	
3/31/2015	0.0025 (J)	
10/11/2015	0.0019 (J)	
4/7/2017	<0.005	
10/3/2017	<0.005	
3/21/2018	<0.005	
9/18/2018	<0.005	
3/21/2019	<0.005	
9/13/2019	0.00084 (J)	
3/12/2020	<0.005	
9/17/2020	<0.005	
3/16/2021	<0.005	
8/10/2021	<0.005	
2/3/2022	<0.005	
8/17/2022	<0.005	
2/17/2023	<0.005	
7/28/2023	<0.005	
2/27/2024	<0.005	
8/8/2024	<0.005	
2/28/2025	<0.005	
9/3/2025	<0.005	
2/18/2026		<0.005

ND substitution: RL or RL/2 if <15% NDs.

Prediction Limit

Constituent: Vanadium (mg/L) Analysis Run 6/8/2026 4:39 PM View: Appendix I Intrawell

Plant Bowen Client: Southern Company Data: Bowen 1, 2, 9, & 10

	GWA-39RZ	GWA-39RZ
2/21/2017	<0.005	
3/27/2017	<0.005	
9/29/2017	<0.005	
3/16/2018	<0.005	
9/14/2018	<0.005	
3/14/2019	<0.005	
9/11/2019	0.00086 (J)	
3/9/2020	<0.005	
9/16/2020	<0.005	
3/16/2021	<0.005	
8/6/2021	<0.005	
2/2/2022	<0.005	
8/16/2022	<0.005	
2/14/2023	<0.005	
7/25/2023	<0.005	
2/19/2024	0.001 (J)	
8/1/2024	<0.005	
2/26/2025	<0.005	
8/28/2025	<0.005	
2/18/2026		<0.005

ND substitution: RL or RL/2 if <15% NDs.

Prediction Limit

Constituent: Vanadium (mg/L) Analysis Run 6/8/2026 4:39 PM View: Appendix I Intrawell

Plant Bowen Client: Southern Company Data: Bowen 1, 2, 9, & 10

	GWA-41R	GWA-41R
3/15/2016	<0.005	
5/13/2016	<0.005	
7/21/2016	<0.005	
9/21/2016	<0.005	
11/3/2016	<0.005	
1/17/2017	<0.005	
3/27/2017	<0.005	
9/25/2017	<0.005	
3/14/2018	<0.005	
9/12/2018	<0.005	
3/14/2019	<0.005	
9/10/2019	<0.005	
3/9/2020	<0.005	
9/10/2020	<0.005	
3/10/2021	<0.005	
8/4/2021	<0.005	
1/31/2022	<0.005	
8/11/2022	<0.005	
2/13/2023	<0.005	
7/25/2023	<0.005	
2/19/2024	0.001 (J)	
8/1/2024	<0.005	
2/25/2025	<0.005	
8/27/2025	<0.005	
2/16/2026		<0.005

ND substitution: RL or RL/2 if <15% NDs.

Prediction Limit

Constituent: Vanadium (mg/L) Analysis Run 6/8/2026 4:39 PM View: Appendix I Intrawell

Plant Bowen Client: Southern Company Data: Bowen 1, 2, 9, & 10

	GWA-42	GWA-42
3/11/2016	<0.005	
5/16/2016	<0.005	
7/22/2016	<0.005	
9/19/2016	<0.005	
11/3/2016	<0.005	
1/17/2017	<0.005	
3/27/2017	<0.005	
9/26/2017	<0.005	
3/14/2018	<0.005	
9/14/2018	<0.005	
3/14/2019	<0.005	
9/10/2019	<0.005	
3/6/2020	<0.005	
9/10/2020	<0.005	
3/11/2021	<0.005	
8/4/2021	<0.005	
1/31/2022	<0.005	
8/10/2022	<0.005	
2/13/2023	<0.005	
7/26/2023	<0.005	
2/20/2024	0.0015 (J)	
8/1/2024	<0.005	
2/25/2025	<0.005	
8/28/2025	<0.005	
2/16/2026		<0.005

ND substitution: RL or RL/2 if <15% NDs.

Prediction Limit

Constituent: Vanadium (mg/L) Analysis Run 6/8/2026 4:39 PM View: Appendix I Intrawell

Plant Bowen Client: Southern Company Data: Bowen 1, 2, 9, & 10

	GWA-43	GWA-43
3/11/2016	0.00204 (J)	
5/13/2016	<0.005	
7/19/2016	<0.005	
9/16/2016	<0.005	
11/2/2016	<0.005	
1/18/2017	<0.005	
3/28/2017	<0.005	
9/22/2017	<0.005	
3/14/2018	<0.005	
9/12/2018	<0.005	
3/13/2019	<0.005	
9/11/2019	<0.005	
3/9/2020	<0.005	
9/11/2020	<0.005	
3/11/2021	<0.005	
8/6/2021	<0.005	
1/31/2022	<0.005	
8/11/2022	<0.005	
2/14/2023	<0.005	
7/25/2023	<0.005	
2/20/2024	0.0017 (J)	
8/2/2024	<0.005	
2/25/2025	<0.005	
8/28/2025	<0.005	
2/16/2026		<0.005

ND substitution: RL or RL/2 if <15% NDs.

Prediction Limit

Constituent: Vanadium (mg/L) Analysis Run 6/8/2026 4:39 PM View: Appendix I Intrawell

Plant Bowen Client: Southern Company Data: Bowen 1, 2, 9, & 10

	GWA-43R	GWA-43R
3/11/2016	0.00202 (J)	
5/13/2016	<0.005	
7/19/2016	<0.005	
9/16/2016	<0.005	
11/2/2016	<0.005	
1/18/2017	<0.005	
3/28/2017	<0.005	
9/22/2017	<0.005	
3/15/2018	<0.005	
9/12/2018	<0.005	
3/13/2019	<0.005	
9/11/2019	<0.005	
3/9/2020	0.00074 (J)	
9/14/2020	<0.005	
3/11/2021	<0.005	
8/5/2021	<0.005	
1/31/2022	<0.005	
8/10/2022	<0.005	
2/13/2023	<0.005	
7/25/2023	<0.005	
2/20/2024	0.0016 (J)	
8/2/2024	<0.005	
2/25/2025	<0.005	
8/28/2025	<0.005	
2/16/2026		<0.005

ND substitution: RL or RL/2 if <15% NDs.

Prediction Limit

Constituent: Vanadium (mg/L) Analysis Run 6/8/2026 4:39 PM View: Appendix I Intrawell

Plant Bowen Client: Southern Company Data: Bowen 1, 2, 9, & 10

	GWA-50R	GWA-50R
12/12/2008	<0.005	
4/23/2009	0.0065	
10/6/2009	0.0026	
5/3/2010	0.0028	
10/11/2010	0.0035	
4/27/2011	0.0047	
10/19/2011	<0.005	
5/1/2012	<0.005	
10/2/2012	<0.005	
4/10/2013	<0.005	
10/16/2013	<0.005	
4/22/2014	0.0038 (J)	
10/1/2014	<0.005	
3/30/2015	0.0032 (J)	
10/11/2015	<0.005	
3/28/2016	<0.005	
8/1/2016	<0.005	
4/3/2017	<0.005	
10/2/2017	<0.005	
3/16/2018	<0.005	
9/18/2018	<0.005	
3/19/2019	<0.005	
9/12/2019	<0.005	
3/11/2020	<0.005	
9/15/2020	<0.005	
3/17/2021	<0.005	
8/9/2021	<0.005	
2/2/2022	<0.005	
8/17/2022	<0.005	
2/16/2023	<0.005	
7/28/2023	<0.005	
2/22/2024	<0.005	
8/8/2024	<0.005	
2/28/2025	<0.005	
9/2/2025	<0.005	
2/17/2026		<0.005

ND substitution: RL or RL/2 if <15% NDs.

Prediction Limit

Constituent: Vanadium (mg/L) Analysis Run 6/8/2026 4:39 PM View: Appendix I Intrawell

Plant Bowen Client: Southern Company Data: Bowen 1, 2, 9, & 10

	GWC-5	GWC-5
8/23/2007	0.0032	
10/25/2007	<0.005	
11/19/2007	<0.005	
1/23/2008	0.0025	
3/11/2008	<0.005	
5/12/2008	<0.005	
12/11/2008	<0.005	
4/15/2009	<0.005	
10/9/2009	<0.005	
5/4/2010	<0.005	
10/12/2010	<0.005	
4/28/2011	<0.005	
10/19/2011	<0.005	
5/2/2012	<0.005	
10/9/2012	<0.005	
4/11/2013	<0.005	
10/16/2013	<0.005	
4/23/2014	<0.005	
10/3/2014	0.00097 (J)	
3/31/2015	0.00096 (J)	
10/12/2015	<0.005	
3/28/2016	<0.005	
8/1/2016	<0.005	
4/3/2017	<0.005	
10/3/2017	<0.005	
3/19/2018	<0.005	
9/17/2018	<0.005	
3/20/2019	<0.005	
9/16/2019	<0.005	
3/16/2020	<0.005	
9/16/2020	<0.005	
3/17/2021	<0.005	
8/9/2021	<0.005	
2/2/2022	<0.005	
8/16/2022	<0.005	
2/20/2023	<0.005	
7/28/2023	<0.005	
2/26/2024	<0.005	
8/8/2024	<0.005	
2/27/2025	<0.005	
9/3/2025	<0.005	
2/19/2026		<0.005

ND substitution: RL or RL/2 if <15% NDs.

Prediction Limit

Constituent: Vanadium (mg/L) Analysis Run 6/8/2026 4:39 PM View: Appendix I Intrawell

Plant Bowen Client: Southern Company Data: Bowen 1, 2, 9, & 10

	GWC-6	GWC-6
8/22/2007	<0.005	
10/25/2007	<0.005	
11/20/2007	<0.005	
1/23/2008	0.007	
3/11/2008	0.0033	
5/14/2008	0.0043	
12/11/2008	<0.005	
4/23/2009	<0.005	
10/9/2009	0.0043	
5/4/2010	0.0027	
10/11/2010	0.0034	
4/26/2011	<0.005	
10/18/2011	<0.005	
5/2/2012	<0.005	
10/8/2012	<0.005	
4/10/2013	<0.005	
10/8/2013	<0.005	
4/14/2014	0.0018 (J)	
10/3/2014	0.0016 (J)	
4/1/2015	0.0021 (J)	
10/9/2015	<0.005	
3/29/2016	<0.005	
8/1/2016	<0.005	
4/6/2017	<0.005	
10/3/2017	<0.005	
3/19/2018	<0.005	
9/17/2018	<0.005	
3/21/2019	<0.005	
9/16/2019	<0.005	
3/12/2020	<0.005	
9/16/2020	<0.005	
3/17/2021	<0.005	
8/10/2021	<0.005	
2/2/2022	<0.005	
8/17/2022	<0.005	
2/17/2023	<0.005	
7/31/2023	<0.005	
2/26/2024	<0.005	
8/8/2024	<0.005	
2/27/2025	<0.005	
9/3/2025	<0.005	
2/20/2026		0.0012 (J)

ND substitution: RL or RL/2 if <15% NDs.

Prediction Limit

Constituent: Vanadium (mg/L) Analysis Run 6/8/2026 4:39 PM View: Appendix I Intrawell

Plant Bowen Client: Southern Company Data: Bowen 1, 2, 9, & 10

	GWC-7Z	GWC-7Z
8/22/2007	<0.005	
10/25/2007	<0.005	
11/20/2007	<0.005	
1/16/2008	0.0042	
3/6/2008	<0.005	
5/13/2008	0.0029	
12/13/2008	0.0032	
4/15/2009	0.0051	
10/9/2009	0.0035	
4/27/2010	0.0046	
10/5/2010	0.0036	
4/19/2011	<0.005	
10/12/2011	<0.005	
4/24/2012	<0.005	
10/3/2012	<0.005	
4/9/2013	<0.005	
10/8/2013	0.0058	
4/10/2014	0.0061	
10/2/2014	<0.005	
4/2/2015	<0.005	
10/10/2015	0.0029 (J)	
8/2/2016	<0.005	
4/6/2017	<0.005	
10/3/2017	<0.005	
3/20/2018	<0.005	
9/18/2018	<0.005	
3/21/2019	<0.005	
9/13/2019	<0.005	
3/12/2020	<0.005	
9/16/2020	<0.005	
3/17/2021	<0.005	
8/10/2021	<0.005	
2/2/2022	<0.005	
8/17/2022	<0.005	
2/20/2023	<0.005	
7/31/2023	<0.005	
2/26/2024	<0.005	
8/8/2024	<0.005	
2/27/2025	<0.005	
9/3/2025	<0.005	
2/19/2026		<0.005

ND substitution: RL or RL/2 if <15% NDs.

Prediction Limit

Constituent: Vanadium (mg/L) Analysis Run 6/8/2026 4:39 PM View: Appendix I Intrawell

Plant Bowen Client: Southern Company Data: Bowen 1, 2, 9, & 10

	GWC-8RR	GWC-8RR
8/22/2007	<0.005	
10/26/2007	0.0048	
11/20/2007	0.0076	
1/23/2008	0.009	
3/10/2008	0.0072	
5/6/2008	0.0066	
12/12/2008	0.045 (o)	
4/23/2009	0.011	
10/8/2009	0.029 (o)	
5/4/2010	0.032 (o)	
10/7/2010	0.03 (o)	
4/26/2011	0.0047	
10/18/2011	<0.005	
4/30/2012	<0.005	
10/3/2012	<0.005	
4/8/2013	<0.005	
10/9/2013	<0.005	
4/10/2014	0.0026 (J)	
10/2/2014	<0.005	
4/3/2015	<0.005	
10/8/2015	0.0056	
3/30/2016	<0.005	
8/2/2016	<0.005	
4/6/2017	<0.005	
10/4/2017	<0.005	
3/21/2018	<0.005	
9/18/2018	<0.005	
3/27/2019	<0.005	
9/16/2019	<0.005	
3/12/2020	<0.005	
9/17/2020	<0.005	
3/17/2021	<0.005	
8/10/2021	<0.005	
2/2/2022	<0.005	
8/17/2022	<0.005	
2/21/2023	<0.005	
7/31/2023	<0.005	
2/27/2024	<0.005	
8/12/2024	<0.005	
3/4/2025	<0.005	
9/3/2025	<0.005	
2/19/2026		0.0018 (J)

ND substitution: RL or RL/2 if <15% NDs.

Prediction Limit

Constituent: Vanadium (mg/L) Analysis Run 6/8/2026 4:39 PM View: Appendix I Intrawell

Plant Bowen Client: Southern Company Data: Bowen 1, 2, 9, & 10

	GWC-8Z	GWC-8Z
8/22/2007	0.0043	
11/1/2007	0.0048	
11/20/2007	0.0038	
1/23/2008	0.012	
3/10/2008	0.0036	
5/12/2008	<0.005	
12/12/2008	0.0039	
4/22/2009	0.0056	
10/8/2009	0.0036	
4/28/2010	0.0078	
10/7/2010	0.0081	
4/20/2011	0.0068	
10/12/2011	0.011	
4/30/2012	<0.005	
10/3/2012	0.0091	
4/9/2013	0.0098	
10/9/2013	0.0096	
4/9/2014	0.01	
10/2/2014	0.0088	
4/2/2015	0.0086	
5/26/2015	<0.005	
6/18/2015	0.0013 (J)	
7/2/2015	<0.005	
10/8/2015	<0.005	
3/22/2016	<0.005	
8/2/2016	<0.005	
4/7/2017	<0.005	
10/3/2017	<0.005	
3/20/2018	<0.005	
9/18/2018	<0.005	
5/6/2019	<0.005	
9/16/2019	<0.005	
3/16/2020	<0.005	
9/17/2020	<0.005	
3/18/2021	<0.005	
8/10/2021	<0.005	
2/2/2022	<0.005	
8/17/2022	<0.005	
2/20/2023	<0.005	
7/31/2023	<0.005	
2/26/2024	<0.005	
8/12/2024	<0.005	
2/28/2025	<0.005	
9/3/2025	<0.005	
2/19/2026		<0.005

ND substitution: RL or RL/2 if <15% NDs.

Prediction Limit

Constituent: Vanadium (mg/L) Analysis Run 6/8/2026 4:39 PM View: Appendix I Intrawell

Plant Bowen Client: Southern Company Data: Bowen 1, 2, 9, & 10

	GWC-9	GWC-9
8/23/2007	<0.005	
11/1/2007	<0.005	
11/19/2007	0.0052	
1/15/2008	0.0065	
3/6/2008	0.0028	
5/13/2008	<0.005	
12/12/2008	<0.005	
4/16/2009	0.0033	
10/13/2009	<0.005	
4/21/2010	<0.005	
9/29/2010	<0.005	
4/13/2011	<0.005	
10/5/2011	<0.005	
4/4/2012	<0.005	
10/8/2012	<0.005	
4/8/2013	<0.005	
10/9/2013	<0.005	
4/9/2014	<0.005	
9/30/2014	<0.005	
4/2/2015	<0.005	
10/10/2015	0.0014 (J)	
3/30/2016	<0.005	
8/5/2016	<0.005	
4/6/2017	<0.005	
10/3/2017	<0.005	
3/20/2018	<0.005	
9/18/2018	<0.005	
3/21/2019	<0.005	
9/16/2019	<0.005	
3/12/2020	<0.005	
9/17/2020	<0.005	
3/18/2021	<0.005	
8/10/2021	<0.005	
2/2/2022	<0.005	
8/17/2022	<0.005	
2/21/2023	0.003 (J)	
7/31/2023	<0.005	
2/27/2024	<0.005	
8/12/2024	<0.005	
2/28/2025	<0.005	
9/3/2025	<0.005	
2/18/2026		<0.005

ND substitution: RL or RL/2 if <15% NDs.

Prediction Limit

Constituent: Vanadium (mg/L) Analysis Run 6/8/2026 4:39 PM View: Appendix I Intrawell

Plant Bowen Client: Southern Company Data: Bowen 1, 2, 9, & 10

	GWC-10	GWC-10
8/21/2007	<0.005	
11/1/2007	<0.005	
11/20/2007	0.0034	
1/30/2008	0.005	
3/6/2008	0.0032	
5/12/2008	<0.005	
12/13/2008	0.0082	
4/29/2009	<0.005	
10/20/2009	<0.005	
4/26/2010	<0.005	
9/29/2010	<0.005	
4/13/2011	<0.005	
10/5/2011	<0.005	
4/4/2012	<0.005	
10/3/2012	<0.005	
4/3/2013	<0.005	
10/15/2013	<0.005	
4/9/2014	<0.005	
10/2/2014	<0.005	
4/2/2015	<0.005	
10/10/2015	<0.005	
3/31/2016	<0.005	
8/5/2016	<0.005	
4/10/2017	<0.005	
10/4/2017	<0.005	
3/20/2018	<0.005	
9/18/2018	<0.005	
3/22/2019	<0.005	
9/17/2019	<0.005	
3/12/2020	<0.005	
9/17/2020	<0.005	
3/18/2021	<0.005	
8/10/2021	<0.005	
2/4/2022	<0.005	
8/17/2022	<0.005	
2/20/2023	<0.005	
7/31/2023	<0.005	
2/27/2024	<0.005	
8/12/2024	<0.005	
2/28/2025	<0.005	
9/3/2025	<0.005	
2/19/2026		<0.005

ND substitution: RL or RL/2 if <15% NDs.

Prediction Limit

Constituent: Vanadium (mg/L) Analysis Run 6/8/2026 4:39 PM View: Appendix I Intrawell

Plant Bowen Client: Southern Company Data: Bowen 1, 2, 9, & 10

	GWC-11	GWC-11
8/21/2007	<0.005	
11/1/2007	<0.005	
11/18/2007	<0.005	
1/30/2008	<0.005	
3/5/2008	<0.005	
5/7/2008	0.0029	
12/14/2008	0.0026	
4/29/2009	<0.005	
10/22/2009	0.0026	
4/21/2010	<0.005	
9/28/2010	<0.005	
4/12/2011	<0.005	
10/4/2011	<0.005	
4/3/2012	<0.005	
10/3/2012	<0.005	
4/3/2013	<0.005	
10/9/2013	<0.005	
4/2/2014	<0.005	
10/2/2014	<0.005	
4/1/2015	<0.005	
10/11/2015	<0.005	
4/4/2016	<0.005	
8/3/2016	<0.005	
4/10/2017	<0.005	
10/4/2017	<0.005	
3/21/2018	<0.005	
9/18/2018	<0.005	
3/23/2019	<0.005	
9/17/2019	<0.005	
3/12/2020	<0.005	
9/21/2020	<0.005	
3/19/2021	<0.005	
8/11/2021	<0.005	
2/4/2022	<0.005	
8/18/2022	<0.005	
2/20/2023	<0.005	
8/1/2023	<0.005	
2/28/2024	<0.005	
8/13/2024	<0.005	
3/4/2025	<0.005	
9/3/2025	<0.005	
2/19/2026		<0.005

ND substitution: RL or RL/2 if <15% NDs.

Prediction Limit

Constituent: Vanadium (mg/L) Analysis Run 6/8/2026 4:39 PM View: Appendix I Intrawell

Plant Bowen Client: Southern Company Data: Bowen 1, 2, 9, & 10

	GWC-11R	GWC-11R
8/21/2007	<0.005	
11/1/2007	<0.005	
11/18/2007	<0.005	
1/30/2008	<0.005	
3/6/2008	0.0047	
5/7/2008	0.003	
12/14/2008	0.0056	
4/29/2009	0.018 (O)	
10/22/2009	0.0079	
4/21/2010	0.0075	
9/29/2010	0.0065	
4/13/2011	0.004	
10/4/2011	0.0054	
4/4/2012	<0.005	
10/3/2012	<0.005	
4/3/2013	<0.005	
10/9/2013	<0.005	
4/2/2014	0.0023 (J)	
10/2/2014	<0.005	
4/1/2015	0.0067	
10/11/2015	0.0049 (J)	
4/4/2016	0.00251 (J)	
8/4/2016	<0.005	
4/10/2017	<0.005	
10/4/2017	0.0015 (J)	
3/22/2018	<0.005	
9/18/2018	0.0022 (J)	
3/23/2019	<0.005	
9/17/2019	<0.005	
3/12/2020	<0.005	
9/21/2020	<0.005	
3/19/2021	<0.005	
8/11/2021	<0.005	
2/4/2022	<0.005	
8/18/2022	<0.005	
2/20/2023	<0.005	
8/1/2023	<0.005	
2/28/2024	<0.005	
8/12/2024	<0.005	
3/3/2025	<0.005	
9/3/2025	<0.005	
2/20/2026		<0.005

ND substitution: RL or RL/2 if <15% NDs.

Prediction Limit

Constituent: Vanadium (mg/L) Analysis Run 6/8/2026 4:39 PM View: Appendix I Intrawell

Plant Bowen Client: Southern Company Data: Bowen 1, 2, 9, & 10

	GWC-12	GWC-12
8/21/2007	<0.005	
11/1/2007	<0.005	
11/19/2007	<0.005	
1/16/2008	0.0071	
3/5/2008	0.0031	
5/13/2008	<0.005	
12/13/2008	<0.005	
4/16/2009	0.0037	
10/21/2009	0.0047	
4/27/2010	0.0082	
10/5/2010	<0.005	
4/19/2011	0.0036	
10/12/2011	<0.005	
4/24/2012	<0.005	
10/2/2012	<0.005	
4/2/2013	<0.005	
10/9/2013	<0.005	
4/1/2014	<0.005	
10/2/2014	<0.005	
4/1/2015	<0.005	
10/14/2015	0.0022 (J)	
4/4/2016	<0.005	
8/3/2016	<0.005	
4/11/2017	<0.005	
10/4/2017	<0.005	
3/22/2018	<0.005	
9/18/2018	<0.005	
3/23/2019	<0.005	
9/17/2019	<0.005	
3/12/2020	<0.005	
9/21/2020	<0.005	
3/19/2021	<0.005	
8/11/2021	<0.005	
2/2/2022	<0.005	
8/18/2022	<0.005	
2/21/2023	0.0034 (J)	
8/1/2023	<0.005	
2/27/2024	<0.005	
8/12/2024	<0.005	
3/4/2025	<0.005	
9/3/2025	<0.005	
2/18/2026		<0.005

ND substitution: RL or RL/2 if <15% NDs.

Prediction Limit

Constituent: Vanadium (mg/L) Analysis Run 6/8/2026 4:39 PM View: Appendix I Intrawell

Plant Bowen Client: Southern Company Data: Bowen 1, 2, 9, & 10

	GWC-13	GWC-13
8/21/2007	<0.005	
11/1/2007	<0.005	
11/19/2007	0.0035	
1/31/2008	0.0039	
3/5/2008	<0.005	
5/12/2008	0.0064	
12/13/2008	0.02 (O)	
4/28/2009	0.0039	
10/21/2009	0.0037	
4/28/2010	<0.005	
10/5/2010	<0.005	
4/19/2011	0.0025	
10/18/2011	0.0037	
4/25/2012	<0.005	
10/2/2012	<0.005	
4/2/2013	<0.005	
10/8/2013	<0.005	
4/1/2014	0.0025 (J)	
10/1/2014	<0.005	
4/1/2015	0.0019 (J)	
10/15/2015	<0.005	
4/4/2016	0.00211 (J)	
8/4/2016	<0.005	
4/12/2017	0.0016 (J)	
10/9/2017	<0.005	
3/21/2018	<0.005	
9/19/2018	0.0022 (J)	
3/23/2019	<0.005	
9/18/2019	<0.005	
3/13/2020	0.002 (J)	
9/22/2020	<0.005	
3/18/2021	<0.005	
8/11/2021	0.0021 (J)	
2/17/2022	<0.005	
8/18/2022	<0.005	
2/22/2023	0.0019 (J)	
8/1/2023	<0.005	
2/27/2024	0.0013 (J)	
8/12/2024	0.0014 (J)	
3/3/2025	<0.005	
9/3/2025	<0.005	
2/19/2026		0.0017 (J)

ND substitution: RL or RL/2 if <15% NDs.

Prediction Limit

Constituent: Vanadium (mg/L) Analysis Run 6/8/2026 4:39 PM View: Appendix I Intrawell

Plant Bowen Client: Southern Company Data: Bowen 1, 2, 9, & 10

	GWC-13RZ	GWC-13RZ
8/21/2007	<0.005	
11/1/2007	0.0048	
11/19/2007	0.0054	
1/31/2008	0.003	
3/5/2008	<0.005	
5/7/2008	0.0041	
12/12/2008	0.023 (O)	
4/29/2009	0.006	
10/21/2009	0.022 (O)	
4/28/2010	0.011	
10/6/2010	0.0064	
4/20/2011	0.0046	
10/12/2011	<0.005	
4/25/2012	<0.005	
10/2/2012	<0.005	
4/2/2013	<0.005	
10/8/2013	<0.005	
4/1/2014	0.0015 (J)	
10/1/2014	<0.005	
3/31/2015	<0.005	
10/14/2015	<0.005	
4/4/2016	<0.005	
4/11/2017	<0.005	
10/6/2017	<0.005	
3/23/2018	<0.005	
9/20/2018	<0.005	
3/22/2019	<0.005	
9/19/2019	<0.005	
3/17/2020	<0.005	
9/22/2020	<0.005	
3/19/2021	<0.005	
8/12/2021	<0.005	
2/4/2022	<0.005	
8/19/2022	<0.005	
2/22/2023	<0.005	
8/2/2023	<0.005	
2/28/2024	<0.005	
8/13/2024	0.00085 (J)	
3/4/2025	<0.005	
9/4/2025	<0.005	
2/20/2026		<0.005

ND substitution: RL or RL/2 if <15% NDs.

Prediction Limit

Constituent: Vanadium (mg/L) Analysis Run 6/8/2026 4:39 PM View: Appendix I Intrawell

Plant Bowen Client: Southern Company Data: Bowen 1, 2, 9, & 10

	GWC-14Z	GWC-14Z
8/24/2007	0.012	
11/2/2007	<0.005	
11/17/2007	0.0043	
1/15/2008	0.0037	
3/5/2008	0.0049	
5/7/2008	<0.005	
12/2/2008	0.0097	
4/16/2009	0.0061	
10/20/2009	0.0092	
4/20/2010	<0.005	
9/29/2010	<0.005	
4/12/2011	<0.005	
10/4/2011	<0.005	
4/4/2012	<0.005	
10/10/2012	<0.005	
4/15/2013	<0.005	
10/22/2013	<0.005	
4/21/2014	0.00095 (J)	
9/30/2014	<0.005	
4/3/2015	0.001 (J)	
10/7/2015	<0.005	
4/5/2016	<0.005	
8/9/2016	<0.005	
4/11/2017	<0.005	
10/5/2017	<0.005	
3/22/2018	<0.005	
9/19/2018	<0.005	
3/22/2019	<0.005	
9/17/2019	<0.005	
3/13/2020	<0.005	
9/21/2020	<0.005	
3/18/2021	<0.005	
8/11/2021	<0.005	
2/4/2022	<0.005	
8/18/2022	<0.005	
2/22/2023	<0.005	
8/1/2023	<0.005	
2/28/2024	<0.005	
8/13/2024	<0.005	
3/3/2025	<0.005	
9/4/2025	<0.005	
2/24/2026		<0.005

ND substitution: RL or RL/2 if <15% NDs.

Prediction Limit

Constituent: Vanadium (mg/L) Analysis Run 6/8/2026 4:39 PM View: Appendix I Intrawell

Plant Bowen Client: Southern Company Data: Bowen 1, 2, 9, & 10

	GWC-15R	GWC-15R
8/23/2007	<0.005	
11/2/2007	<0.005	
11/17/2007	<0.005	
1/15/2008	<0.005	
3/6/2008	<0.005	
5/7/2008	<0.005	
12/2/2008	<0.005	
4/28/2009	<0.005	
10/19/2009	<0.005	
4/27/2010	<0.005	
10/4/2010	<0.005	
4/18/2011	<0.005	
10/12/2011	<0.005	
4/23/2012	<0.005	
10/10/2012	<0.005	
4/15/2013	<0.005	
10/22/2013	<0.005	
4/21/2014	<0.005	
9/30/2014	<0.005	
4/3/2015	<0.005	
10/7/2015	<0.005	
4/5/2016	<0.005	
8/4/2016	<0.005	
4/12/2017	<0.005	
10/6/2017	<0.005	
3/23/2018	<0.005	
9/19/2018	<0.005	
3/25/2019	<0.005	
9/17/2019	<0.005	
3/13/2020	0.00077 (J)	
9/21/2020	<0.005	
3/18/2021	<0.005	
8/11/2021	<0.005	
2/4/2022	<0.005	
8/19/2022	<0.005	
2/22/2023	<0.005	
8/2/2023	<0.005	
2/28/2024	<0.005	
8/13/2024	<0.005	
3/3/2025	<0.005	
9/4/2025	<0.005	
2/24/2026		<0.005

ND substitution: RL or RL/2 if <15% NDs.

Prediction Limit

Constituent: Vanadium (mg/L) Analysis Run 6/8/2026 4:39 PM View: Appendix I Intrawell

Plant Bowen Client: Southern Company Data: Bowen 1, 2, 9, & 10

	GWC-15Z	GWC-15Z
8/24/2007	0.0027	
11/2/2007	0.012	
11/18/2007	0.016	
1/15/2008	0.018	
3/10/2008	0.014	
5/13/2008	0.013	
12/2/2008	0.016	
4/28/2009	0.016	
10/20/2009	0.021	
4/27/2010	0.012	
10/5/2010	0.011	
4/19/2011	0.012	
10/12/2011	0.0031	
4/25/2012	<0.005	
10/10/2012	<0.005	
4/16/2013	<0.005	
10/22/2013	<0.005	
4/21/2014	0.0013 (J)	
9/30/2014	<0.005	
4/3/2015	0.0016 (J)	
10/6/2015	0.002 (J)	
4/5/2016	0.00233 (J)	
4/11/2017	<0.005	
10/6/2017	<0.005	
3/23/2018	<0.005	
9/19/2018	<0.005	
3/22/2019	<0.005	
9/17/2019	<0.005	
3/13/2020	0.00095 (J)	
9/21/2020	<0.005	
3/18/2021	<0.005	
8/11/2021	<0.005	
2/7/2022	<0.005	
8/19/2022	<0.005	
2/22/2023	<0.005	
8/1/2023	<0.005	
2/28/2024	<0.005	
8/13/2024	0.0013 (J)	
3/3/2025	<0.005	
9/4/2025	<0.005	
2/24/2026		<0.005

ND substitution: RL or RL/2 if <15% NDs.

Prediction Limit

Constituent: Vanadium (mg/L) Analysis Run 6/8/2026 4:39 PM View: Appendix I Intrawell

Plant Bowen Client: Southern Company Data: Bowen 1, 2, 9, & 10

	GWC-44	GWC-44
3/16/2016	<0.005	
5/16/2016	<0.005	
7/25/2016	<0.005	
9/19/2016	<0.005	
11/3/2016	<0.005	
1/19/2017	<0.005	
3/28/2017	<0.005	
9/26/2017	<0.005	
3/15/2018	<0.005	
9/12/2018	<0.005	
3/14/2019	<0.005	
9/11/2019	<0.005	
3/10/2020	<0.005	
9/15/2020	<0.005	
3/11/2021	<0.005	
8/4/2021	<0.005	
1/31/2022	<0.005	
8/15/2022	<0.005	
2/14/2023	<0.005	
7/26/2023	0.0026 (J)	
2/20/2024	0.00096 (J)	
8/6/2024	<0.005	
2/26/2025	<0.005	
8/28/2025	<0.005	
2/16/2026		<0.005

ND substitution: RL or RL/2 if <15% NDs.

Prediction Limit

Constituent: Vanadium (mg/L) Analysis Run 6/8/2026 4:39 PM View: Appendix I Intrawell

Plant Bowen Client: Southern Company Data: Bowen 1, 2, 9, & 10

	GWC-45	GWC-45
8/24/2007	<0.005	
10/23/2007	<0.005	
11/18/2007	0.0094	
1/15/2008	0.0058	
3/5/2008	0.0029	
5/14/2008	0.0026	
12/2/2008	<0.005	
4/28/2009	<0.005	
10/20/2009	<0.005	
4/20/2010	<0.005	
9/28/2010	<0.005	
4/12/2011	<0.005	
10/4/2011	<0.005	
4/3/2012	<0.005	
10/15/2012	<0.005	
4/16/2013	<0.005	
10/22/2013	<0.005	
4/23/2014	<0.005	
10/1/2014	<0.005	
4/3/2015	<0.005	
10/7/2015	<0.005	
3/16/2016	<0.005	
5/16/2016	<0.005	
7/25/2016	0.0022 (J)	
9/19/2016	<0.005	
11/4/2016	<0.005	
1/23/2017	<0.005	
3/29/2017	<0.005	
9/27/2017	<0.005	
3/15/2018	<0.005	
9/13/2018	<0.005	
3/14/2019	<0.005	
9/11/2019	<0.005	
3/10/2020	<0.005	
9/11/2020	<0.005	
3/11/2021	<0.005	
8/6/2021	<0.005	
2/1/2022	<0.005	
8/12/2022	<0.005	
2/15/2023	<0.005	
7/26/2023	0.0026 (J)	
2/20/2024	0.00097 (J)	
8/5/2024	<0.005	
2/26/2025	<0.005	
9/2/2025	<0.005	
2/17/2026		<0.005

ND substitution: RL or RL/2 if <15% NDs.

Prediction Limit

Constituent: Vanadium (mg/L) Analysis Run 6/8/2026 4:39 PM View: Appendix I Intrawell

Plant Bowen Client: Southern Company Data: Bowen 1, 2, 9, & 10

	GWC-45R	GWC-45R
8/24/2007	<0.005	
10/23/2007	<0.005	
11/18/2007	<0.005	
1/15/2008	<0.005	
3/5/2008	<0.005	
5/12/2008	<0.005	
12/2/2008	<0.005	
4/28/2009	<0.005	
10/13/2009	<0.005	
4/21/2010	<0.005	
10/4/2010	<0.005	
4/18/2011	<0.005	
10/5/2011	<0.005	
5/3/2012	<0.005	
10/15/2012	<0.005	
4/16/2013	<0.005	
10/22/2013	<0.005	
4/23/2014	<0.005	
10/1/2014	<0.005	
4/3/2015	<0.005	
10/9/2015	<0.005	
3/16/2016	<0.005	
5/16/2016	<0.005	
7/25/2016	<0.005	
9/19/2016	<0.005	
11/3/2016	<0.005	
1/20/2017	<0.005	
3/29/2017	<0.005	
9/27/2017	<0.005	
3/15/2018	<0.005	
9/13/2018	<0.005	
3/14/2019	<0.005	
9/11/2019	<0.005	
3/10/2020	<0.005	
9/11/2020	<0.005	
3/11/2021	<0.005	
8/6/2021	<0.005	
2/1/2022	<0.005	
8/12/2022	<0.005	
2/15/2023	<0.005	
7/26/2023	<0.005	
2/20/2024	0.0009 (J)	
8/5/2024	<0.005	
2/26/2025	<0.005	
9/2/2025	<0.005	
2/17/2026		<0.005

ND substitution: RL or RL/2 if <15% NDs.

Prediction Limit

Constituent: Vanadium (mg/L) Analysis Run 6/8/2026 4:39 PM View: Appendix I Intrawell

Plant Bowen Client: Southern Company Data: Bowen 1, 2, 9, & 10

	GWC-47R	GWC-47R
3/10/2016	<0.005	
5/18/2016	<0.005	
7/27/2016	<0.005	
9/20/2016	<0.005	
11/4/2016	<0.005	
1/20/2017	<0.005	
3/29/2017	<0.005	
9/27/2017	<0.005	
3/16/2018	<0.005	
9/13/2018	<0.005	
3/19/2019	<0.005	
9/11/2019	<0.005	
3/9/2020	0.00075 (J)	
9/15/2020	<0.005	
3/11/2021	<0.005	
8/5/2021	<0.005	
2/1/2022	<0.005	
8/15/2022	<0.005	
2/15/2023	<0.005	
7/27/2023	<0.005	
2/21/2024	<0.005	
8/5/2024	<0.005	
2/26/2025	<0.005	
9/2/2025	<0.005	
2/17/2026		<0.005

ND substitution: RL or RL/2 if <15% NDs.

Prediction Limit

Constituent: Vanadium (mg/L) Analysis Run 6/8/2026 4:39 PM View: Appendix I Intrawell

Plant Bowen Client: Southern Company Data: Bowen 1, 2, 9, & 10

	GWC-48	GWC-48
3/10/2016	<0.005	
5/17/2016	<0.005	
7/27/2016	<0.005	
9/20/2016	<0.005	
11/4/2016	<0.005	
1/23/2017	<0.005	
3/28/2017	<0.005	
9/29/2017	<0.005	
3/15/2018	<0.005	
9/13/2018	<0.005	
3/15/2019	<0.005	
9/11/2019	<0.005	
3/9/2020	<0.005	
9/14/2020	<0.005	
3/11/2021	<0.005	
8/4/2021	<0.005	
1/31/2022	<0.005	
8/15/2022	<0.005	
2/15/2023	<0.005	
7/26/2023	0.0028 (J)	
2/21/2024	<0.005	
8/5/2024	<0.005	
2/26/2025	<0.005	
8/29/2025	<0.005	
2/17/2026		<0.005

ND substitution: RL or RL/2 if <15% NDs.

Prediction Limit

Constituent: Zinc (mg/L) Analysis Run 6/8/2026 4:39 PM View: Appendix I Intrawell

Plant Bowen Client: Southern Company Data: Bowen 1, 2, 9, & 10

	GWA-1	GWA-1
8/23/2007	0.032 (O)	
10/23/2007	0.0099	
11/18/2007	0.0095	
1/30/2008	0.022 (O)	
3/10/2008	0.014	
5/13/2008	0.0075	
12/5/2008	0.0056	
4/15/2009	0.0033	
10/7/2009	0.061 (O)	
5/3/2010	0.0033	
10/12/2010	0.0041	
4/27/2011	<0.01	
10/17/2011	0.0046	
5/2/2012	<0.01	
10/8/2012	0.0053	
4/12/2013	0.006	
10/16/2013	0.0048	
4/11/2014	0.0033	
9/30/2014	0.002 (J)	
3/30/2015	0.012	
10/13/2015	0.011	
3/22/2016	0.00346 (J)	
7/29/2016	0.0018 (J)	
3/30/2017	0.0015 (J)	
10/2/2017	<0.01	
3/16/2018	0.0061 (J)	
9/17/2018	0.005 (J)	
3/20/2019	<0.01	
9/12/2019	0.0047 (J)	
3/11/2020	0.0035 (J)	
9/15/2020	<0.01	
3/16/2021	0.0091 (J)	
8/9/2021	<0.01	
2/1/2022	<0.01	
8/16/2022	<0.01	
2/16/2023	<0.01	
7/27/2023	<0.01	
2/22/2024	<0.01	
8/7/2024	<0.01	
2/27/2025	<0.01	
9/2/2025	0.0028 (J)	
2/18/2026		<0.01

ND substitution: RL or RL/2 if <15% NDs.

Prediction Limit

Constituent: Zinc (mg/L) Analysis Run 6/8/2026 4:39 PM View: Appendix I Intrawell

Plant Bowen Client: Southern Company Data: Bowen 1, 2, 9, & 10

	GWA-2	GWA-2
8/23/2007	0.0033	
10/24/2007	0.043 (O)	
11/18/2007	0.024	
1/31/2008	0.015	
3/11/2008	0.027	
5/6/2008	0.0032	
12/4/2008	0.081 (O)	
4/21/2009	0.0057	
10/7/2009	<0.01	
4/26/2010	<0.01	
10/4/2010	0.0057	
4/13/2011	<0.01	
10/5/2011	<0.01	
4/11/2012	<0.01	
10/9/2012	<0.01	
4/15/2013	0.0038	
10/15/2013	0.0044	
4/22/2014	0.0024 (J)	
9/30/2014	0.00076 (J)	
3/30/2015	0.0024 (J)	
10/13/2015	0.0017 (J)	
3/23/2016	<0.01	
7/29/2016	0.0023 (J)	
3/30/2017	0.0016 (J)	
10/2/2017	<0.01	
3/19/2018	<0.01	
9/14/2018	0.0025 (J)	
3/20/2019	<0.01	
9/12/2019	0.005 (J)	
3/11/2020	0.0028 (J)	
9/15/2020	<0.01	
3/17/2021	<0.01	
8/9/2021	<0.01	
2/1/2022	<0.01	
8/16/2022	<0.01	
2/16/2023	<0.01	
7/27/2023	0.011 (J)	
2/22/2024	<0.01	
8/7/2024	<0.01	
2/27/2025	<0.01	
9/2/2025	<0.01	
2/18/2026		<0.01

ND substitution: RL or RL/2 if <15% NDs.

Prediction Limit

Constituent: Zinc (mg/L) Analysis Run 6/8/2026 4:39 PM View: Appendix I Intrawell

Plant Bowen Client: Southern Company Data: Bowen 1, 2, 9, & 10

	GWA-2R	GWA-2R
8/23/2007	0.0079	
10/24/2007	<0.01	
11/18/2007	0.015	
1/31/2008	0.063	
3/10/2008	0.013	
5/13/2008	0.0072	
12/4/2008	0.011	
4/21/2009	0.0041	
10/8/2009	<0.01	
4/21/2010	<0.01	
9/28/2010	0.0081	
4/12/2011	0.0025	
10/4/2011	0.0027	
4/3/2012	<0.01	
10/9/2012	0.0064	
4/11/2013	<0.01	
10/16/2013	<0.01	
4/10/2014	0.0026	
9/30/2014	0.0012 (J)	
3/30/2015	0.013	
10/13/2015	0.0043	
3/23/2016	<0.01	
7/29/2016	0.0032 (J)	
4/3/2017	0.0017 (J)	
10/2/2017	<0.01	
3/16/2018	<0.01	
9/14/2018	0.0028 (J)	
3/19/2019	<0.01	
9/13/2019	0.0078 (J)	
3/11/2020	0.0038 (J)	
9/15/2020	<0.01	
3/16/2021	<0.01	
8/9/2021	<0.01	
2/1/2022	<0.01	
8/16/2022	<0.01	
2/16/2023	<0.01	
7/27/2023	<0.01	
2/26/2024	0.055	
8/6/2024	<0.01	
2/27/2025	<0.01	
9/2/2025	<0.01	
2/18/2026		<0.01

ND substitution: RL or RL/2 if <15% NDs.

Prediction Limit

Constituent: Zinc (mg/L) Analysis Run 6/8/2026 4:39 PM View: Appendix I Intrawell

Plant Bowen Client: Southern Company Data: Bowen 1, 2, 9, & 10

	GWA-3A	GWA-3A
8/23/2007	0.066	
11/2/2007	0.055	
11/18/2007	0.13	
1/31/2008	0.13	
3/11/2008	0.07	
5/14/2008	0.12	
12/5/2008	0.088	
4/15/2009	0.068	
10/8/2009	0.075	
4/28/2010	0.071	
10/6/2010	0.074	
4/21/2011	0.047	
10/13/2011	0.073	
5/1/2012	0.0652	
10/9/2012	0.061	
4/11/2013	0.053	
10/16/2013	0.047	
4/23/2014	0.041	
10/4/2014	0.044	
3/31/2015	0.12	
10/12/2015	0.053	
3/23/2016	0.0532	
7/29/2016	0.0446	
3/30/2017	0.0479	
10/4/2017	0.0429	
3/19/2018	0.04	
9/17/2018	0.04	
3/20/2019	0.028	
9/13/2019	0.036	
3/11/2020	0.031	
3/29/2021	<0.01	
8/9/2021	<0.01	
2/2/2022	<0.01	
8/16/2022	<0.01	
2/17/2023	<0.01	
8/1/2023	<0.01	
2/22/2024	<0.01	
8/8/2024	<0.01	
2/26/2025	<0.01	
9/2/2025	<0.01	
2/17/2026		0.0017 (J)

ND substitution: RL or RL/2 if <15% NDs.

Prediction Limit

Constituent: Zinc (mg/L) Analysis Run 6/8/2026 4:39 PM View: Appendix I Intrawell

Plant Bowen Client: Southern Company Data: Bowen 1, 2, 9, & 10

	GWA-4RZ	GWA-4RZ
5/20/2009	0.013	
10/19/2009	0.0063	
4/27/2010	0.0048	
10/4/2010	0.015	
4/14/2011	0.003	
10/5/2011	0.003	
4/11/2012	<0.01	
10/2/2012	0.0082	
4/11/2013	0.0064	
10/21/2013	<0.01	
4/23/2014	0.02	
10/4/2014	0.017	
3/31/2015	0.0032	
10/11/2015	0.0039	
4/7/2017	0.0031 (J)	
10/3/2017	<0.01	
3/21/2018	0.0034 (J)	
9/18/2018	0.0058 (J)	
3/21/2019	0.0034 (J)	
9/13/2019	0.0072 (J)	
3/12/2020	0.0027 (J)	
9/17/2020	0.0047 (J)	
3/16/2021	<0.01	
8/10/2021	<0.01	
2/3/2022	<0.01	
8/17/2022	<0.01	
2/17/2023	<0.01	
7/28/2023	<0.01	
2/27/2024	<0.01	
8/8/2024	<0.01	
2/28/2025	<0.01	
9/3/2025	<0.01	
2/18/2026		0.0024 (J)

ND substitution: RL or RL/2 if <15% NDs.

Prediction Limit

Constituent: Zinc (mg/L) Analysis Run 6/8/2026 4:39 PM View: Appendix I Intrawell

Plant Bowen Client: Southern Company Data: Bowen 1, 2, 9, & 10

	GWA-39RZ	GWA-39RZ
2/21/2017	0.0049 (J)	
3/27/2017	0.0034 (J)	
9/29/2017	0.0012 (J)	
3/16/2018	0.0042 (J)	
9/14/2018	0.0038 (J)	
3/14/2019	0.0035 (J)	
9/11/2019	0.0085 (J)	
3/9/2020	0.009 (J)	
9/16/2020	<0.01	
3/16/2021	<0.01	
8/6/2021	<0.01	
2/2/2022	<0.01	
8/16/2022	<0.01	
2/14/2023	<0.01	
7/25/2023	<0.01	
2/19/2024	<0.01	
8/1/2024	<0.01	
2/26/2025	<0.01	
8/28/2025	<0.01	
2/18/2026		<0.01

ND substitution: RL or RL/2 if <15% NDs.

Prediction Limit

Constituent: Zinc (mg/L) Analysis Run 6/8/2026 4:39 PM View: Appendix I Intrawell

Plant Bowen Client: Southern Company Data: Bowen 1, 2, 9, & 10

	GWA-39Z	GWA-39Z
3/14/2016	<0.01	
5/11/2016	0.00467 (J)	
7/19/2016	0.0055 (J)	
9/15/2016	0.0044 (J)	
11/2/2016	0.0043 (J)	
1/18/2017	0.0039 (J)	
3/28/2017	0.0041 (J)	
9/26/2017	0.0029 (J)	
3/14/2018	0.0062 (J)	
9/12/2018	0.0033 (J)	
3/15/2019	0.0023 (J)	
9/9/2019	0.0047 (J)	
3/9/2020	0.0035 (J)	
9/10/2020	<0.01	
3/12/2021	0.0065 (J)	
8/4/2021	<0.01	
1/31/2022	<0.01	
8/10/2022	<0.01	
2/13/2023	<0.01	
7/26/2023	<0.01	
2/19/2024	<0.01	
8/1/2024	<0.01	
2/25/2025	<0.01	
8/28/2025	<0.01	
2/18/2026		<0.01

ND substitution: RL or RL/2 if <15% NDs.

Prediction Limit

Constituent: Zinc (mg/L) Analysis Run 6/8/2026 4:39 PM View: Appendix I Intrawell

Plant Bowen Client: Southern Company Data: Bowen 1, 2, 9, & 10

	GWA-40	GWA-40
3/15/2016	<0.01	
5/11/2016	<0.01	
7/21/2016	0.0013 (J)	
9/15/2016	<0.01	
11/3/2016	<0.01	
1/17/2017	<0.01	
3/24/2017	0.0021 (J)	
9/26/2017	0.0019 (J)	
3/14/2018	0.0021 (J)	
9/12/2018	0.0023 (J)	
3/13/2019	<0.01	
9/9/2019	0.0058 (J)	
3/9/2020	0.002 (J)	
9/11/2020	<0.01	
3/10/2021	<0.01	
8/4/2021	<0.01	
1/31/2022	<0.01	
8/12/2022	<0.01	
2/13/2023	<0.01	
7/26/2023	<0.01	
2/19/2024	<0.01	
8/1/2024	<0.01	
2/25/2025	<0.01	
8/27/2025	<0.01	
2/16/2026		<0.01

ND substitution: RL or RL/2 if <15% NDs.

Prediction Limit

Constituent: Zinc (mg/L) Analysis Run 6/8/2026 4:39 PM View: Appendix I Intrawell

Plant Bowen Client: Southern Company Data: Bowen 1, 2, 9, & 10

	GWA-41	GWA-41
3/15/2016	<0.01	
5/12/2016	<0.01	
7/20/2016	<0.01	
9/15/2016	0.0027 (J)	
11/3/2016	<0.01	
1/18/2017	0.0027 (J)	
3/24/2017	0.0016 (J)	
9/25/2017	<0.01	
3/14/2018	0.0025 (J)	
9/12/2018	0.0026 (J)	
3/14/2019	<0.01	
9/10/2019	0.0061 (J)	
3/6/2020	0.0027 (J)	
9/10/2020	<0.01	
3/11/2021	<0.01	
8/4/2021	<0.01	
1/31/2022	<0.01	
8/11/2022	<0.01	
2/13/2023	<0.01	
7/25/2023	<0.01	
2/19/2024	<0.01	
8/1/2024	<0.01	
2/25/2025	<0.01	
8/28/2025	<0.01	
2/16/2026		<0.01

ND substitution: RL or RL/2 if <15% NDs.

Prediction Limit

Constituent: Zinc (mg/L) Analysis Run 6/8/2026 4:39 PM View: Appendix I Intrawell

Plant Bowen Client: Southern Company Data: Bowen 1, 2, 9, & 10

	GWA-41R	GWA-41R
3/15/2016	0.00286 (J)	
5/13/2016	<0.01	
7/21/2016	0.0016 (J)	
9/21/2016	<0.01	
11/3/2016	<0.01	
1/17/2017	<0.01	
3/27/2017	0.003 (J)	
9/25/2017	0.0023 (J)	
3/14/2018	0.0031 (J)	
9/12/2018	0.0028 (J)	
3/14/2019	0.0021 (J)	
9/10/2019	0.0075 (J)	
3/9/2020	0.0024 (J)	
9/10/2020	<0.01	
3/10/2021	<0.01	
8/4/2021	<0.01	
1/31/2022	<0.01	
8/11/2022	<0.01	
2/13/2023	<0.01	
7/25/2023	<0.01	
2/19/2024	<0.01	
8/1/2024	<0.01	
2/25/2025	0.0032 (J)	
8/27/2025	<0.01	
2/16/2026		<0.01

ND substitution: RL or RL/2 if <15% NDs.

Prediction Limit

Constituent: Zinc (mg/L) Analysis Run 6/8/2026 4:39 PM View: Appendix I Intrawell

Plant Bowen Client: Southern Company Data: Bowen 1, 2, 9, & 10

	GWA-42	GWA-42
3/11/2016	0.00862 (J)	
5/16/2016	0.00744 (J)	
7/22/2016	0.0078 (J)	
9/19/2016	0.0162	
11/3/2016	0.011	
1/17/2017	0.0104	
3/27/2017	0.0087 (J)	
9/26/2017	0.0094 (J)	
3/14/2018	0.01	
9/14/2018	0.0096 (J)	
3/14/2019	0.01	
9/10/2019	0.014	
3/6/2020	0.012	
9/10/2020	0.0073 (J)	
3/11/2021	0.0089 (J)	
8/4/2021	<0.02	
1/31/2022	<0.02	
8/10/2022	0.0089 (J)	
2/13/2023	0.011 (J)	
7/26/2023	<0.02	
2/20/2024	0.0095 (J)	
8/1/2024	0.01 (J)	
2/25/2025	0.01 (J)	
8/28/2025	0.0093 (J)	
2/16/2026		0.01

ND substitution: RL or RL/2 if <15% NDs.

Prediction Limit

Constituent: Zinc (mg/L) Analysis Run 6/8/2026 4:39 PM View: Appendix I Intrawell

Plant Bowen Client: Southern Company Data: Bowen 1, 2, 9, & 10

	GWA-43	GWA-43
3/11/2016	0.0093 (J)	
5/13/2016	0.00336 (J)	
7/19/2016	0.0015 (J)	
9/16/2016	0.0023 (J)	
11/2/2016	0.0047 (J)	
1/18/2017	<0.01	
3/28/2017	0.004 (J)	
9/22/2017	0.0013 (J)	
3/14/2018	<0.01	
9/12/2018	0.0033 (J)	
3/13/2019	0.0022 (J)	
9/11/2019	0.0065 (J)	
3/9/2020	0.002 (J)	
9/11/2020	<0.01	
3/11/2021	<0.01	
8/6/2021	<0.01	
1/31/2022	<0.01	
8/11/2022	<0.01	
2/14/2023	<0.01	
7/25/2023	<0.01	
2/20/2024	<0.01	
8/2/2024	<0.01	
2/25/2025	<0.01	
8/28/2025	<0.01	
2/16/2026		0.0019 (J)

ND substitution: RL or RL/2 if <15% NDs.

Prediction Limit

Constituent: Zinc (mg/L) Analysis Run 6/8/2026 4:39 PM View: Appendix I Intrawell

Plant Bowen Client: Southern Company Data: Bowen 1, 2, 9, & 10

	GWA-43R	GWA-43R
3/11/2016	0.00722 (J)	
5/13/2016	0.00666 (J)	
7/19/2016	0.0021 (J)	
9/16/2016	<0.01	
11/2/2016	0.0057 (J)	
1/18/2017	0.0022 (J)	
3/28/2017	<0.01	
9/22/2017	0.0014 (J)	
3/15/2018	0.0034 (J)	
9/12/2018	0.0032 (J)	
3/13/2019	0.0023 (J)	
9/11/2019	0.0053 (J)	
3/9/2020	0.0022 (J)	
9/14/2020	<0.01	
3/11/2021	<0.01	
8/5/2021	<0.01	
1/31/2022	<0.01	
8/10/2022	<0.01	
2/13/2023	<0.01	
7/25/2023	<0.01	
2/20/2024	<0.01	
8/2/2024	<0.01	
2/25/2025	<0.01	
8/28/2025	<0.01	
2/16/2026		<0.01

ND substitution: RL or RL/2 if <15% NDs.

Prediction Limit

Constituent: Zinc (mg/L) Analysis Run 6/8/2026 4:39 PM View: Appendix I Intrawell

Plant Bowen Client: Southern Company Data: Bowen 1, 2, 9, & 10

	GWA-50	GWA-50
12/12/2008	0.048 (O)	
4/23/2009	0.0075	
10/6/2009	0.0075	
4/27/2010	0.0051	
9/30/2010	0.0089	
4/14/2011	0.0043	
10/5/2011	0.0051	
4/11/2012	<0.01	
10/2/2012	0.006	
4/9/2013	0.0034	
10/15/2013	0.0042	
4/10/2014	0.0035	
10/1/2014	0.0019 (J)	
3/30/2015	0.0032	
10/11/2015	0.0048	
3/28/2016	0.00282 (J)	
8/1/2016	0.0014 (J)	
4/7/2017	0.0024 (J)	
10/2/2017	0.0015 (J)	
3/16/2018	<0.01	
9/17/2018	0.0033 (J)	
3/19/2019	<0.01	
9/13/2019	0.0061 (J)	
3/11/2020	0.0025 (J)	
9/16/2020	<0.01	
3/17/2021	<0.01	
8/9/2021	<0.01	
2/1/2022	<0.01	
8/16/2022	<0.01	
2/16/2023	<0.01	
7/28/2023	<0.01	
2/22/2024	<0.01	
8/8/2024	<0.01	
2/27/2025	<0.01	
9/2/2025	<0.01	
2/17/2026		0.0015 (J)

ND substitution: RL or RL/2 if <15% NDs.

Prediction Limit

Constituent: Zinc (mg/L) Analysis Run 6/8/2026 4:39 PM View: Appendix I Intrawell

Plant Bowen Client: Southern Company Data: Bowen 1, 2, 9, & 10

	GWA-50R	GWA-50R
12/12/2008	0.013	
4/23/2009	0.075 (O)	
10/6/2009	0.056 (O)	
5/3/2010	0.051 (O)	
10/11/2010	0.016	
4/27/2011	0.025 (O)	
10/19/2011	0.0078	
5/1/2012	<0.01	
10/2/2012	0.012	
4/10/2013	0.018	
10/16/2013	0.015	
4/22/2014	0.015	
10/1/2014	0.0038	
3/30/2015	0.0097	
10/11/2015	0.0024 (J)	
3/28/2016	0.00703 (J)	
8/1/2016	0.0019 (J)	
4/3/2017	0.002 (J)	
10/2/2017	0.0016 (J)	
3/16/2018	0.0024 (J)	
9/18/2018	0.0037 (J)	
3/19/2019	<0.01	
9/12/2019	0.0058 (J)	
3/11/2020	0.0033 (J)	
9/15/2020	<0.01	
3/17/2021	<0.01	
8/9/2021	<0.01	
2/2/2022	<0.01	
8/17/2022	<0.01	
2/16/2023	<0.01	
7/28/2023	<0.01	
2/22/2024	<0.01	
8/8/2024	<0.01	
2/28/2025	<0.01	
9/2/2025	<0.01	
2/17/2026		0.0019 (J)

ND substitution: RL or RL/2 if <15% NDs.

Prediction Limit

Constituent: Zinc (mg/L) Analysis Run 6/8/2026 4:39 PM View: Appendix I Intrawell

Plant Bowen Client: Southern Company Data: Bowen 1, 2, 9, & 10

	GWC-5	GWC-5
8/23/2007	0.016	
10/25/2007	0.061	
11/19/2007	0.053	
1/23/2008	0.14	
3/11/2008	0.13	
5/12/2008	0.11	
12/11/2008	0.04	
4/15/2009	0.11	
10/9/2009	0.15	
5/4/2010	0.077	
10/12/2010	0.077	
4/28/2011	0.032	
10/19/2011	0.11	
5/2/2012	0.138	
10/9/2012	0.097	
4/11/2013	0.047	
10/16/2013	0.098	
4/23/2014	0.066	
10/3/2014	0.13	
3/31/2015	0.05	
10/12/2015	0.048	
3/28/2016	0.0534	
8/1/2016	0.055	
4/3/2017	0.0436	
10/3/2017	0.0393	
3/19/2018	0.034	
9/17/2018	0.03	
3/20/2019	0.032	
9/16/2019	0.035	
3/16/2020	0.047	
9/16/2020	0.033	
3/17/2021	0.027	
8/9/2021	0.036	
2/2/2022	0.034	
8/16/2022	0.03	
2/20/2023	0.032	
7/28/2023	0.027	
2/26/2024	0.028	
8/8/2024	0.026	
2/27/2025	0.022	
9/3/2025	0.037	
2/19/2026		0.026

Prediction Limit

Constituent: Zinc (mg/L) Analysis Run 6/8/2026 4:39 PM View: Appendix I Intrawell

Plant Bowen Client: Southern Company Data: Bowen 1, 2, 9, & 10

	GWC-6	GWC-6
8/22/2007	0.04 (O)	
10/25/2007	0.0062	
11/20/2007	0.03 (O)	
1/23/2008	0.048 (O)	
3/11/2008	0.016	
5/14/2008	0.02	
12/11/2008	0.021	
4/23/2009	0.0058	
10/9/2009	0.055 (O)	
5/4/2010	0.045 (O)	
10/11/2010	0.015	
4/26/2011	0.0067	
10/18/2011	0.0055	
5/2/2012	<0.01	
10/8/2012	0.0043	
4/10/2013	0.0067	
10/8/2013	0.0091	
4/14/2014	0.0063	
10/3/2014	0.0065	
4/1/2015	0.0059	
10/9/2015	<0.01	
3/29/2016	<0.01	
8/1/2016	<0.01	
4/6/2017	0.0022 (J)	
10/3/2017	<0.01	
3/19/2018	0.0022 (J)	
9/17/2018	0.0024 (J)	
3/21/2019	<0.01	
9/16/2019	0.0058 (J)	
3/12/2020	0.0042 (J)	
9/16/2020	<0.01	
3/17/2021	<0.01	
8/10/2021	<0.01	
2/2/2022	<0.01	
8/17/2022	<0.01	
2/17/2023	<0.01	
7/31/2023	<0.01	
2/26/2024	<0.01	
8/8/2024	<0.01	
2/27/2025	<0.01	
9/3/2025	<0.01	
2/20/2026		<0.01

ND substitution: RL or RL/2 if <15% NDs.

Prediction Limit

Constituent: Zinc (mg/L) Analysis Run 6/8/2026 4:39 PM View: Appendix I Intrawell

Plant Bowen Client: Southern Company Data: Bowen 1, 2, 9, & 10

	GWC-6RZ	GWC-6RZ
5/26/2015	0.0035	
6/18/2015	0.0018 (J)	
7/2/2015	0.0018 (J)	
10/9/2015	0.0019 (J)	
3/29/2016	0.00345 (J)	
8/1/2016	<0.01	
4/6/2017	0.0016 (J)	
10/3/2017	0.0014 (J)	
3/20/2018	<0.01	
9/17/2018	0.009 (J)	
3/21/2019	<0.01	
9/16/2019	0.0057 (J)	
3/12/2020	0.0032 (J)	
9/16/2020	<0.01	
3/17/2021	<0.01	
8/10/2021	<0.01	
2/2/2022	<0.01	
8/17/2022	<0.01	
2/17/2023	<0.01	
7/28/2023	<0.01	
2/26/2024	<0.01	
8/8/2024	<0.01	
2/27/2025	<0.01	
9/2/2025	<0.01	
2/20/2026		<0.01

ND substitution: RL or RL/2 if <15% NDs.

Prediction Limit

Constituent: Zinc (mg/L) Analysis Run 6/8/2026 4:39 PM View: Appendix I Intrawell

Plant Bowen Client: Southern Company Data: Bowen 1, 2, 9, & 10

	GWC-7Z	GWC-7Z
8/22/2007	0.012	
10/25/2007	0.011	
11/20/2007	0.036	
1/16/2008	0.043	
3/6/2008	0.19 (o)	
5/13/2008	0.023	
12/13/2008	0.016	
4/15/2009	0.058	
10/9/2009	0.012	
4/27/2010	0.052	
10/5/2010	0.011	
4/19/2011	0.0059	
10/12/2011	0.0065	
4/24/2012	<0.01	
10/3/2012	0.0061	
4/9/2013	0.0068	
10/8/2013	0.015	
4/10/2014	0.014	
10/2/2014	0.0022 (J)	
4/2/2015	0.0022 (J)	
10/10/2015	0.0088	
8/2/2016	0.0018 (J)	
4/6/2017	0.0018 (J)	
10/3/2017	<0.01	
3/20/2018	0.0023 (J)	
9/18/2018	0.0035 (J)	
3/21/2019	<0.01	
9/13/2019	0.0053 (J)	
3/12/2020	0.0031 (J)	
9/16/2020	<0.01	
3/17/2021	<0.01	
8/10/2021	<0.01	
2/2/2022	<0.01	
8/17/2022	<0.01	
2/20/2023	<0.01	
7/31/2023	<0.01	
2/26/2024	0.066	
8/8/2024	<0.01	
2/27/2025	<0.01	
9/3/2025	<0.01	
2/19/2026		<0.01

ND substitution: RL or RL/2 if <15% NDs.

Prediction Limit

Constituent: Zinc (mg/L) Analysis Run 6/8/2026 4:39 PM View: Appendix I Intrawell

Plant Bowen Client: Southern Company Data: Bowen 1, 2, 9, & 10

	GWC-8RR	GWC-8RR
8/22/2007	0.026	
10/26/2007	<0.01	
11/20/2007	0.0072	
1/23/2008	0.018	
3/10/2008	0.011	
5/6/2008	0.0061	
12/12/2008	0.24 (o)	
4/23/2009	0.015	
10/8/2009	0.063	
5/4/2010	0.098	
10/7/2010	0.085	
4/26/2011	<0.01	
10/18/2011	0.0032	
4/30/2012	<0.01	
10/3/2012	0.0034	
4/8/2013	0.0039	
10/9/2013	0.0078	
4/10/2014	0.0064	
10/2/2014	0.0009 (J)	
4/3/2015	<0.01	
10/8/2015	0.013	
3/30/2016	0.00323 (J)	
8/2/2016	0.0021 (J)	
4/6/2017	0.0032 (J)	
10/4/2017	<0.01	
3/21/2018	0.0039 (J)	
9/18/2018	0.0028 (J)	
3/27/2019	<0.01	
9/16/2019	0.0056 (J)	
3/12/2020	0.002 (J)	
9/17/2020	<0.01	
3/17/2021	<0.01	
8/10/2021	<0.01	
2/2/2022	<0.01	
8/17/2022	<0.01	
2/21/2023	<0.01	
7/31/2023	<0.01	
2/27/2024	<0.01	
8/12/2024	<0.01	
3/4/2025	<0.01	
9/3/2025	<0.01	
2/19/2026		<0.01

ND substitution: RL or RL/2 if <15% NDs.

Prediction Limit

Constituent: Zinc (mg/L) Analysis Run 6/8/2026 4:39 PM View: Appendix I Intrawell

Plant Bowen Client: Southern Company Data: Bowen 1, 2, 9, & 10

	GWC-8Z	GWC-8Z
8/22/2007	<0.01	
11/1/2007	0.0062	
11/20/2007	0.0046	
1/23/2008	0.074	
3/10/2008	0.0036	
5/12/2008	0.0028	
12/12/2008	0.012	
4/22/2009	0.006	
10/8/2009	<0.01	
4/28/2010	<0.01	
10/7/2010	0.0044	
4/20/2011	0.0042	
10/12/2011	<0.01	
4/30/2012	<0.01	
10/3/2012	<0.01	
4/9/2013	<0.01	
10/9/2013	0.0026	
4/9/2014	0.0013 (J)	
10/2/2014	0.00075 (J)	
4/2/2015	0.003	
5/26/2015	0.0017 (J)	
6/18/2015	0.0052	
7/2/2015	0.0027	
10/8/2015	<0.01	
3/22/2016	0.00459 (J)	
8/2/2016	0.0022 (J)	
4/7/2017	0.0022 (J)	
10/3/2017	0.0022 (J)	
3/20/2018	0.0029 (J)	
9/18/2018	0.0039 (J)	
5/6/2019	0.0024 (J)	
9/16/2019	0.0065 (J)	
3/16/2020	0.0073 (J)	
9/17/2020	<0.01	
3/18/2021	<0.01	
8/10/2021	<0.01	
2/2/2022	<0.01	
8/17/2022	<0.01	
2/20/2023	<0.01	
7/31/2023	<0.01	
2/26/2024	0.057	
8/12/2024	<0.01	
2/28/2025	<0.01	
9/3/2025	<0.01	
2/19/2026		0.0015 (J)

ND substitution: RL or RL/2 if <15% NDs.

Prediction Limit

Constituent: Zinc (mg/L) Analysis Run 6/8/2026 4:39 PM View: Appendix I Intrawell

Plant Bowen Client: Southern Company Data: Bowen 1, 2, 9, & 10

	GWC-9	GWC-9
8/23/2007	0.011	
11/1/2007	0.012	
11/19/2007	0.026	
1/15/2008	0.075 (O)	
3/6/2008	0.051 (O)	
5/13/2008	0.0084	
12/12/2008	0.077 (O)	
4/16/2009	0.064 (O)	
10/13/2009	0.013	
4/21/2010	0.0035	
9/29/2010	0.0085	
4/13/2011	0.0028	
10/5/2011	0.0038	
4/4/2012	0.0126	
10/8/2012	0.0043	
4/8/2013	0.0068	
10/9/2013	0.0082	
4/9/2014	0.0043	
9/30/2014	0.0029	
4/2/2015	0.0056	
10/10/2015	0.0089	
3/30/2016	0.00487 (J)	
8/5/2016	0.003 (J)	
4/6/2017	0.0038 (J)	
10/3/2017	0.0023 (J)	
3/20/2018	0.0056 (J)	
9/18/2018	0.005 (J)	
3/21/2019	0.0024 (J)	
9/16/2019	0.0062 (J)	
3/12/2020	0.0045 (J)	
9/17/2020	<0.01	
3/18/2021	<0.01	
8/10/2021	<0.01	
2/2/2022	<0.01	
8/17/2022	<0.01	
2/21/2023	<0.01	
7/31/2023	<0.01	
2/27/2024	<0.01	
8/12/2024	<0.01	
2/28/2025	0.0032 (J)	
9/3/2025	<0.01	
2/18/2026		0.0015 (J)

ND substitution: RL or RL/2 if <15% NDs.

Prediction Limit

Constituent: Zinc (mg/L) Analysis Run 6/8/2026 4:39 PM View: Appendix I Intrawell

Plant Bowen Client: Southern Company Data: Bowen 1, 2, 9, & 10

	GWC-10	GWC-10
8/21/2007	0.031	
11/1/2007	0.0041	
11/20/2007	0.056	
1/30/2008	0.032	
3/6/2008	0.03	
5/12/2008	0.008	
12/13/2008	0.056	
4/29/2009	0.057	
10/20/2009	0.0037	
4/26/2010	<0.01	
9/29/2010	0.012	
4/13/2011	<0.01	
10/5/2011	0.0031	
4/4/2012	<0.01	
10/3/2012	0.0085	
4/3/2013	0.0061	
10/15/2013	0.008	
4/9/2014	0.0048	
10/2/2014	0.0023 (J)	
4/2/2015	0.0023 (J)	
10/10/2015	0.0024 (J)	
3/31/2016	<0.01	
8/5/2016	0.0032 (J)	
4/10/2017	<0.01	
10/4/2017	0.0012 (J)	
3/20/2018	0.003 (J)	
9/18/2018	0.0036 (J)	
3/22/2019	<0.01	
9/17/2019	0.0052 (J)	
3/12/2020	0.0024 (J)	
9/17/2020	<0.01	
3/18/2021	<0.01	
8/10/2021	<0.01	
2/4/2022	<0.01	
8/17/2022	<0.01	
2/20/2023	<0.01	
7/31/2023	<0.01	
2/27/2024	<0.01	
8/12/2024	<0.01	
2/28/2025	<0.01	
9/3/2025	<0.01	
2/19/2026		0.0015 (J)

ND substitution: RL or RL/2 if <15% NDs.

Prediction Limit

Constituent: Zinc (mg/L) Analysis Run 6/8/2026 4:39 PM View: Appendix I Intrawell

Plant Bowen Client: Southern Company Data: Bowen 1, 2, 9, & 10

	GWC-10R	GWC-10R
8/21/2007	0.0066	
11/1/2007	0.0086	
11/20/2007	0.005	
1/30/2008	0.0084	
3/6/2008	0.0073	
5/8/2008	0.0084	
12/14/2008	0.0075	
4/29/2009	0.0028	
10/21/2009	<0.01	
4/21/2010	<0.01	
9/28/2010	0.005	
4/12/2011	<0.01	
10/4/2011	0.0088	
4/3/2012	<0.01	
10/8/2012	0.0034	
4/3/2013	<0.01	
10/15/2013	0.0027	
4/9/2014	0.0018 (J)	
10/2/2014	0.0027	
4/2/2015	0.002 (J)	
10/12/2015	<0.01	
3/31/2016	0.00266 (J)	
8/3/2016	0.0017 (J)	
4/10/2017	<0.01	
10/4/2017	<0.01	
3/21/2018	0.0038 (J)	
9/18/2018	0.0031 (J)	
3/22/2019	<0.01	
9/17/2019	0.0048 (J)	
3/12/2020	0.0027 (J)	
9/17/2020	<0.01	
3/18/2021	<0.01	
8/11/2021	<0.01	
2/4/2022	<0.01	
8/18/2022	<0.01	
2/20/2023	<0.01	
7/31/2023	<0.01	
2/27/2024	0.063	
8/12/2024	<0.01	
3/3/2025	<0.01	
9/3/2025	<0.01	
2/19/2026		<0.01

ND substitution: RL or RL/2 if <15% NDs.

Prediction Limit

Constituent: Zinc (mg/L) Analysis Run 6/8/2026 4:39 PM View: Appendix I Intrawell

Plant Bowen Client: Southern Company Data: Bowen 1, 2, 9, & 10

	GWC-11	GWC-11
8/21/2007	<0.01	
11/1/2007	<0.01	
11/18/2007	<0.01	
1/30/2008	<0.01	
3/5/2008	<0.01	
5/7/2008	0.015	
12/14/2008	0.0086	
4/29/2009	0.0037	
10/22/2009	<0.01	
4/21/2010	<0.01	
9/28/2010	0.0042	
4/12/2011	<0.01	
10/4/2011	0.012	
4/3/2012	<0.01	
10/3/2012	<0.01	
4/3/2013	<0.01	
10/9/2013	<0.01	
4/2/2014	0.0063	
10/2/2014	0.0023 (J)	
4/1/2015	0.0017 (J)	
10/11/2015	0.0016 (J)	
4/4/2016	<0.01	
8/3/2016	0.0021 (J)	
4/10/2017	<0.01	
10/4/2017	0.0014 (J)	
3/21/2018	<0.01	
9/18/2018	0.0029 (J)	
3/23/2019	<0.01	
9/17/2019	0.0056 (J)	
3/12/2020	0.0038 (J)	
9/21/2020	<0.01	
3/19/2021	<0.01	
8/11/2021	<0.01	
2/4/2022	<0.01	
8/18/2022	<0.01	
2/20/2023	<0.01	
8/1/2023	<0.01	
2/28/2024	<0.01	
8/13/2024	<0.01	
3/4/2025	<0.01	
9/3/2025	<0.01	
2/19/2026		<0.01

ND substitution: RL or RL/2 if <15% NDs.

Prediction Limit

Constituent: Zinc (mg/L) Analysis Run 6/8/2026 4:39 PM View: Appendix I Intrawell

Plant Bowen Client: Southern Company Data: Bowen 1, 2, 9, & 10

	GWC-11R	GWC-11R
8/21/2007	<0.01	
11/1/2007	<0.01	
11/18/2007	<0.01	
1/30/2008	<0.01	
3/6/2008	0.0038	
5/7/2008	<0.01	
12/14/2008	0.0031	
4/29/2009	0.0031	
10/22/2009	0.0029	
4/21/2010	0.0027	
9/29/2010	<0.01	
4/13/2011	<0.01	
10/4/2011	0.003	
4/4/2012	<0.01	
10/3/2012	0.0029	
4/3/2013	0.0035	
10/9/2013	<0.01	
4/2/2014	0.0033	
10/2/2014	0.0027	
4/1/2015	0.013	
10/11/2015	0.017	
4/4/2016	0.00419 (J)	
8/4/2016	0.0021 (J)	
4/10/2017	<0.01	
10/4/2017	0.0014 (J)	
3/22/2018	<0.01	
9/18/2018	0.003 (J)	
3/23/2019	<0.01	
9/17/2019	0.0075 (J)	
3/12/2020	0.0053 (J)	
9/21/2020	0.0037 (J)	
3/19/2021	<0.01	
8/11/2021	<0.01	
2/4/2022	<0.01	
8/18/2022	<0.01	
2/20/2023	<0.01	
8/1/2023	<0.01	
2/28/2024	<0.01	
8/12/2024	<0.01	
3/3/2025	<0.01	
9/3/2025	<0.01	
2/20/2026		<0.01

ND substitution: RL or RL/2 if <15% NDs.

Prediction Limit

Constituent: Zinc (mg/L) Analysis Run 6/8/2026 4:39 PM View: Appendix I Intrawell

Plant Bowen Client: Southern Company Data: Bowen 1, 2, 9, & 10

	GWC-12	GWC-12
8/21/2007	0.036	
11/1/2007	0.0041	
11/19/2007	0.015	
1/16/2008	0.074	
3/5/2008	0.055	
5/13/2008	0.035	
12/13/2008	0.012	
4/16/2009	0.053	
10/21/2009	0.0063	
4/27/2010	0.045	
10/5/2010	0.0047	
4/19/2011	0.0068	
10/12/2011	0.0048	
4/24/2012	<0.02	
10/2/2012	<0.02	
4/2/2013	0.0081	
10/9/2013	0.0032	
4/1/2014	0.0021 (J)	
10/2/2014	0.0023 (J)	
4/1/2015	0.0035	
10/14/2015	0.0066	
4/4/2016	0.00858 (J)	
8/3/2016	0.0102	
4/11/2017	0.0104	
10/4/2017	0.0104	
3/22/2018	0.014	
9/18/2018	0.013	
3/23/2019	0.012	
9/17/2019	0.016	
3/12/2020	0.015	
9/21/2020	0.0065 (J)	
3/19/2021	0.0076 (J)	
8/11/2021	0.011 (J)	
2/2/2022	0.019 (J)	
8/18/2022	0.014 (J)	
2/21/2023	<0.02	
8/1/2023	<0.02	
2/27/2024	0.017 (J)	
8/12/2024	0.015 (J)	
3/4/2025	0.017 (J)	
9/3/2025	0.015	
2/18/2026		0.017

ND substitution: RL or RL/2 if <15% NDs.

Prediction Limit

Constituent: Zinc (mg/L) Analysis Run 6/8/2026 4:39 PM View: Appendix I Intrawell

Plant Bowen Client: Southern Company Data: Bowen 1, 2, 9, & 10

	GWC-13	GWC-13
8/21/2007	0.0064	
11/1/2007	<0.01	
11/19/2007	0.015	
1/31/2008	0.032 (O)	
3/5/2008	0.0061	
5/12/2008	0.012	
12/13/2008	0.087 (O)	
4/28/2009	0.067 (O)	
10/21/2009	0.025 (O)	
4/28/2010	0.014	
10/5/2010	0.012	
4/19/2011	0.012	
10/18/2011	0.025	
4/25/2012	0.014	
10/2/2012	0.0089	
4/2/2013	0.0082	
10/8/2013	0.015	
4/1/2014	0.0074	
10/1/2014	0.00077 (J)	
4/1/2015	0.0082	
10/15/2015	0.0082	
4/4/2016	0.00818 (J)	
8/4/2016	0.0032 (J)	
4/12/2017	0.0041 (J)	
10/9/2017	<0.01	
3/21/2018	0.0045 (J)	
9/19/2018	0.0047 (J)	
3/23/2019	0.021	
9/18/2019	0.007 (J)	
3/13/2020	0.0043 (J)	
9/22/2020	<0.01	
3/18/2021	<0.01	
8/11/2021	<0.01	
2/17/2022	<0.01	
8/18/2022	<0.01	
2/22/2023	<0.01	
8/1/2023	<0.01	
2/27/2024	<0.01	
8/12/2024	<0.01	
3/3/2025	<0.01	
9/3/2025	<0.01	
2/19/2026		0.0016 (J)

ND substitution: RL or RL/2 if <15% NDs.

Prediction Limit

Constituent: Zinc (mg/L) Analysis Run 6/8/2026 4:39 PM View: Appendix I Intrawell

Plant Bowen Client: Southern Company Data: Bowen 1, 2, 9, & 10

	GWC-13RZ	GWC-13RZ
8/21/2007	<0.02	
11/1/2007	0.0038	
11/19/2007	0.0055	
1/31/2008	0.0063	
3/5/2008	0.0037	
5/7/2008	0.0033	
12/12/2008	0.097 (O)	
4/29/2009	0.068 (O)	
10/21/2009	0.011	
4/28/2010	0.048 (O)	
10/6/2010	0.003	
4/20/2011	0.0038	
10/12/2011	0.0027	
4/25/2012	<0.02	
10/2/2012	0.0059	
4/2/2013	0.008	
10/8/2013	0.0062	
4/1/2014	0.0067	
10/1/2014	0.0024 (J)	
3/31/2015	0.0046	
10/14/2015	0.002 (J)	
4/4/2016	<0.02	
4/11/2017	0.0031 (J)	
10/6/2017	<0.02	
3/23/2018	0.005 (J)	
9/20/2018	0.0049 (J)	
3/22/2019	0.0048 (J)	
9/19/2019	0.0091 (J)	
3/17/2020	0.0057 (J)	
9/22/2020	<0.02	
3/19/2021	<0.02	
8/12/2021	<0.02	
2/4/2022	<0.02	
8/19/2022	<0.02	
2/22/2023	<0.02	
8/2/2023	<0.02	
2/28/2024	<0.02	
8/13/2024	<0.02	
3/4/2025	0.0025 (J)	
9/4/2025	0.0032 (J)	
2/20/2026		0.0018 (J)

ND substitution: RL or RL/2 if <15% NDs.

Prediction Limit

Constituent: Zinc (mg/L) Analysis Run 6/8/2026 4:39 PM View: Appendix I Intrawell

Plant Bowen Client: Southern Company Data: Bowen 1, 2, 9, & 10

	GWC-14Z	GWC-14Z
8/24/2007	0.0036	
11/2/2007	0.0026	
11/17/2007	0.024 (O)	
1/15/2008	0.0074	
3/5/2008	0.075 (O)	
5/7/2008	0.0088	
12/2/2008	0.11 (O)	
4/16/2009	0.091 (O)	
10/20/2009	0.056 (O)	
4/20/2010	0.014	
9/29/2010	0.015	
4/12/2011	0.0028	
10/4/2011	0.0025	
4/4/2012	0.0105	
10/10/2012	0.0033	
4/15/2013	0.0031	
10/22/2013	<0.01	
4/21/2014	0.0032	
9/30/2014	0.0015 (J)	
4/3/2015	0.0015 (J)	
10/7/2015	<0.01	
4/5/2016	<0.01	
8/9/2016	0.0016 (J)	
4/11/2017	0.0015 (J)	
10/5/2017	0.0024 (J)	
3/22/2018	0.0021 (J)	
9/19/2018	0.0043 (J)	
3/22/2019	<0.01	
9/17/2019	0.0057 (J)	
3/13/2020	0.0028 (J)	
9/21/2020	<0.01	
3/18/2021	<0.01	
8/11/2021	<0.01	
2/4/2022	<0.01	
8/18/2022	<0.01	
2/22/2023	<0.01	
8/1/2023	<0.01	
2/28/2024	<0.01	
8/13/2024	<0.01	
3/3/2025	<0.01	
9/4/2025	<0.01	
2/24/2026		<0.01

ND substitution: RL or RL/2 if <15% NDs.

Prediction Limit

Constituent: Zinc (mg/L) Analysis Run 6/8/2026 4:39 PM View: Appendix I Intrawell

Plant Bowen Client: Southern Company Data: Bowen 1, 2, 9, & 10

	GWC-15R	GWC-15R
8/23/2007	0.0038	
11/2/2007	0.0025	
11/17/2007	0.023 (O)	
1/15/2008	0.012	
3/6/2008	0.0069	
5/7/2008	0.007	
12/2/2008	0.021 (O)	
4/28/2009	0.0055	
10/19/2009	0.0051	
4/27/2010	0.0068	
10/4/2010	0.0074	
4/18/2011	0.0031	
10/12/2011	0.0067	
4/23/2012	<0.01	
10/10/2012	0.0046	
4/15/2013	0.006	
10/22/2013	0.0037	
4/21/2014	0.0073	
9/30/2014	0.0027	
4/3/2015	0.0017 (J)	
10/7/2015	0.0042	
4/5/2016	0.00573 (J)	
8/4/2016	0.004 (J)	
4/12/2017	0.0035 (J)	
10/6/2017	0.0024 (J)	
3/23/2018	0.0058 (J)	
9/19/2018	0.0052 (J)	
3/25/2019	0.0039 (J)	
9/17/2019	0.0066 (J)	
3/13/2020	0.0057 (J)	
9/21/2020	0.0036 (J)	
3/18/2021	<0.01	
8/11/2021	<0.01	
2/4/2022	<0.01	
8/19/2022	<0.01	
2/22/2023	<0.01	
8/2/2023	<0.01	
2/28/2024	0.028	
8/13/2024	<0.01	
3/3/2025	0.0035 (J)	
9/4/2025	<0.01	
2/24/2026		0.0014 (J)

ND substitution: RL or RL/2 if <15% NDs.

Prediction Limit

Constituent: Zinc (mg/L) Analysis Run 6/8/2026 4:39 PM View: Appendix I Intrawell

Plant Bowen Client: Southern Company Data: Bowen 1, 2, 9, & 10

	GWC-15Z	GWC-15Z
8/24/2007	0.052 (O)	
11/2/2007	0.01	
11/18/2007	0.025	
1/15/2008	0.055 (O)	
3/10/2008	0.018	
5/13/2008	0.0044	
12/2/2008	0.065 (O)	
4/28/2009	0.0037	
10/20/2009	0.0043	
4/27/2010	<0.01	
10/5/2010	0.0028	
4/19/2011	<0.01	
10/12/2011	<0.01	
4/25/2012	<0.01	
10/10/2012	<0.01	
4/16/2013	0.005	
10/22/2013	0.0028	
4/21/2014	0.0028	
9/30/2014	0.0018 (J)	
4/3/2015	0.0021 (J)	
10/6/2015	<0.01	
4/5/2016	0.00288 (J)	
4/11/2017	0.0019 (J)	
10/6/2017	<0.01	
3/23/2018	0.003 (J)	
9/19/2018	0.003 (J)	
3/22/2019	<0.01	
9/17/2019	0.0048 (J)	
3/13/2020	0.0026 (J)	
9/21/2020	<0.01	
3/18/2021	<0.01	
8/11/2021	<0.01	
2/7/2022	<0.01	
8/19/2022	<0.01	
2/22/2023	<0.01	
8/1/2023	<0.01	
2/28/2024	<0.01	
8/13/2024	<0.01	
3/3/2025	<0.01	
9/4/2025	<0.01	
2/24/2026		<0.01

ND substitution: RL or RL/2 if <15% NDs.

Prediction Limit

Constituent: Zinc (mg/L) Analysis Run 6/8/2026 4:39 PM View: Appendix I Intrawell

Plant Bowen Client: Southern Company Data: Bowen 1, 2, 9, & 10

	GWC-44	GWC-44
3/16/2016	0.00424 (J)	
5/16/2016	0.00345 (J)	
7/25/2016	0.0028 (J)	
9/19/2016	0.004 (J)	
11/3/2016	0.0047 (J)	
1/19/2017	0.0035 (J)	
3/28/2017	0.0046 (J)	
9/26/2017	0.0039 (J)	
3/15/2018	0.0039 (J)	
9/12/2018	0.005 (J)	
3/14/2019	0.0039 (J)	
9/11/2019	0.0068 (J)	
3/10/2020	0.0049 (J)	
9/15/2020	0.0062 (J)	
3/11/2021	0.004 (J)	
8/4/2021	<0.02	
1/31/2022	<0.02	
8/15/2022	<0.02	
2/14/2023	<0.02	
7/26/2023	<0.02	
2/20/2024	<0.02	
8/6/2024	<0.02	
2/26/2025	0.004 (J)	
8/28/2025	0.0028 (J)	
2/16/2026		0.0032 (J)

ND substitution: RL or RL/2 if <15% NDs.

Prediction Limit

Constituent: Zinc (mg/L) Analysis Run 6/8/2026 4:39 PM View: Appendix I Intrawell

Plant Bowen Client: Southern Company Data: Bowen 1, 2, 9, & 10

	GWC-45	GWC-45
8/24/2007	0.035	
10/23/2007	0.0092	
11/18/2007	0.11 (o)	
1/15/2008	0.16 (o)	
3/5/2008	0.31 (o)	
5/14/2008	0.11 (o)	
12/2/2008	0.021	
4/28/2009	0.061	
10/20/2009	0.0035	
4/20/2010	<0.02	
9/28/2010	0.0088	
4/12/2011	<0.02	
10/4/2011	0.0045	
4/3/2012	<0.02	
10/15/2012	0.0048	
4/16/2013	0.0065	
10/22/2013	0.0047	
4/23/2014	0.0038	
10/1/2014	0.003	
4/3/2015	0.0037	
10/7/2015	0.0048	
3/16/2016	0.00244 (J)	
5/16/2016	<0.02	
7/25/2016	0.002 (J)	
9/19/2016	0.0061 (J)	
11/4/2016	0.0032 (J)	
1/23/2017	0.0031 (J)	
3/29/2017	0.0023 (J)	
9/27/2017	0.0048 (J)	
3/15/2018	0.0025 (J)	
9/13/2018	0.0032 (J)	
3/14/2019	<0.02	
9/11/2019	0.0065 (J)	
3/10/2020	0.0031 (J)	
9/11/2020	<0.02	
3/11/2021	<0.02	
8/6/2021	<0.02	
2/1/2022	<0.02	
8/12/2022	<0.02	
2/15/2023	<0.02	
7/26/2023	<0.02	
2/20/2024	<0.02	
8/5/2024	<0.02	
2/26/2025	<0.02	
9/2/2025	0.0032 (J)	
2/17/2026		0.0039 (J)

ND substitution: RL or RL/2 if <15% NDs.

Prediction Limit

Constituent: Zinc (mg/L) Analysis Run 6/8/2026 4:39 PM View: Appendix I Intrawell

Plant Bowen Client: Southern Company Data: Bowen 1, 2, 9, & 10

	GWC-45R	GWC-45R
8/24/2007	0.033	
10/23/2007	0.013	
11/18/2007	0.0075	
1/15/2008	0.051	
3/5/2008	0.016	
5/12/2008	0.0069	
12/2/2008	0.0053	
4/28/2009	0.0075	
10/13/2009	0.017	
4/21/2010	0.0037	
10/4/2010	0.0049	
4/18/2011	0.0049	
10/5/2011	0.0043	
5/3/2012	<0.01	
10/15/2012	0.0043	
4/16/2013	0.0038	
10/22/2013	0.0032	
4/23/2014	0.0042	
10/1/2014	0.017	
4/3/2015	0.0043	
10/9/2015	0.0027	
3/16/2016	0.00697 (J)	
5/16/2016	0.00452 (J)	
7/25/2016	0.003 (J)	
9/19/2016	0.0034 (J)	
11/3/2016	0.0039 (J)	
1/20/2017	0.0023 (J)	
3/29/2017	0.0041 (J)	
9/27/2017	0.0036 (J)	
3/15/2018	0.0053 (J)	
9/13/2018	0.0044 (J)	
3/14/2019	0.0022 (J)	
9/11/2019	0.0058 (J)	
3/10/2020	0.0035 (J)	
9/11/2020	<0.01	
3/11/2021	<0.01	
8/6/2021	<0.01	
2/1/2022	<0.01	
8/12/2022	<0.01	
2/15/2023	<0.01	
7/26/2023	<0.01	
2/20/2024	<0.01	
8/5/2024	<0.01	
2/26/2025	<0.01	
9/2/2025	<0.01	
2/17/2026		0.002 (J)

ND substitution: RL or RL/2 if <15% NDs.

Prediction Limit

Constituent: Zinc (mg/L) Analysis Run 6/8/2026 4:39 PM View: Appendix I Intrawell

Plant Bowen Client: Southern Company Data: Bowen 1, 2, 9, & 10

	GWC-46R	GWC-46R
3/10/2016	0.00337 (J)	
5/17/2016	0.00268 (J)	
7/26/2016	0.0031 (J)	
9/20/2016	0.0058 (J)	
11/4/2016	0.0029 (J)	
1/20/2017	<0.01	
3/28/2017	0.0026 (J)	
9/29/2017	0.0016 (J)	
3/15/2018	0.0034 (J)	
9/13/2018	0.0046 (J)	
3/18/2019	<0.01	
9/11/2019	0.0055 (J)	
3/10/2020	0.0029 (J)	
9/14/2020	<0.01	
3/11/2021	<0.01	
8/5/2021	<0.01	
1/31/2022	<0.01	
8/15/2022	<0.01	
2/14/2023	<0.01	
7/26/2023	<0.01	
2/21/2024	<0.01	
8/5/2024	<0.01	
2/26/2025	<0.01	
8/29/2025	<0.01	
9/24/2025	<0.01	
2/16/2026		<0.01

ND substitution: RL or RL/2 if <15% NDs.

Prediction Limit

Constituent: Zinc (mg/L) Analysis Run 6/8/2026 4:39 PM View: Appendix I Intrawell

Plant Bowen Client: Southern Company Data: Bowen 1, 2, 9, & 10

	GWC-47	GWC-47
3/10/2016	0.027	
5/18/2016	0.0277	
7/27/2016	0.0221	
9/20/2016	0.03	
11/7/2016	0.0202	
1/23/2017	0.0156	
3/29/2017	0.0192	
9/27/2017	0.0196	
12/28/2017	0.0315	
3/15/2018	0.036	
9/13/2018	0.031	
3/15/2019	0.051	
9/12/2019	0.035	
3/9/2020	0.044	
9/14/2020	0.032	
3/11/2021	0.047	
8/5/2021	0.037	
2/1/2022	0.038	
8/15/2022	0.027	
2/15/2023	0.05	
7/27/2023	0.049	
2/21/2024	0.06	
8/5/2024	0.063	
2/26/2025	0.05	
8/28/2025	0.037	
2/17/2026		0.036

Prediction Limit

Constituent: Zinc (mg/L) Analysis Run 6/8/2026 4:39 PM View: Appendix I Intrawell

Plant Bowen Client: Southern Company Data: Bowen 1, 2, 9, & 10

	GWC-47R	GWC-47R
3/10/2016	0.0154	
5/18/2016	0.0136	
7/27/2016	0.0153	
9/20/2016	0.0173	
11/4/2016	0.0149	
1/20/2017	0.0134	
3/29/2017	0.0117	
9/27/2017	0.0111	
3/16/2018	0.012	
9/13/2018	0.014	
3/19/2019	0.016	
9/11/2019	0.028	
3/9/2020	0.032	
9/15/2020	0.028	
3/11/2021	0.028	
8/5/2021	0.024	
2/1/2022	0.029	
8/15/2022	0.04	
2/15/2023	0.031	
7/27/2023	0.024	
2/21/2024	<0.02	
8/5/2024	0.017 (J)	
2/26/2025	0.018 (J)	
9/2/2025	0.021	
2/17/2026		0.021

ND substitution: RL or RL/2 if <15% NDs.

Prediction Limit

Constituent: Zinc (mg/L) Analysis Run 6/8/2026 4:39 PM View: Appendix I Intrawell

Plant Bowen Client: Southern Company Data: Bowen 1, 2, 9, & 10

	GWC-48	GWC-48
3/10/2016	0.00618 (J)	
5/17/2016	0.00672 (J)	
7/27/2016	0.0065 (J)	
9/20/2016	0.0081 (J)	
11/4/2016	0.0071 (J)	
1/23/2017	<0.02	
3/28/2017	0.0046 (J)	
9/29/2017	0.0055 (J)	
3/15/2018	0.0073 (J)	
9/13/2018	0.0078 (J)	
3/15/2019	0.0058 (J)	
9/11/2019	0.011	
3/9/2020	0.0079 (J)	
9/14/2020	0.0076 (J)	
3/11/2021	0.0088 (J)	
8/4/2021	<0.02	
1/31/2022	<0.02	
8/15/2022	0.0094 (J)	
2/15/2023	0.011 (J)	
7/26/2023	0.012 (J)	
2/21/2024	0.011 (J)	
8/5/2024	0.0099 (J)	
2/26/2025	0.016 (J)	
8/29/2025	0.014	
2/17/2026		0.011

ND substitution: RL or RL/2 if <15% NDs.

Prediction Limit

Constituent: Zinc (mg/L) Analysis Run 6/8/2026 4:39 PM View: Appendix I Intrawell

Plant Bowen Client: Southern Company Data: Bowen 1, 2, 9, & 10

	GWC-49R	GWC-49R
3/17/2016	<0.01	
5/18/2016	<0.01	
7/27/2016	0.0029 (J)	
9/21/2016	<0.01	
11/4/2016	<0.01	
1/24/2017	<0.01	
3/29/2017	0.0022 (J)	
9/29/2017	<0.01	
3/15/2018	0.0023 (J)	
9/13/2018	0.0027 (J)	
3/18/2019	<0.01	
9/11/2019	0.005 (J)	
3/11/2020	0.0036 (J)	
9/11/2020	<0.01	
3/15/2021	<0.01	
8/11/2021	<0.01	
2/1/2022	<0.01	
8/15/2022	<0.01	
2/14/2023	<0.01	
7/27/2023	<0.01	
2/21/2024	<0.01	
8/6/2024	<0.01	
2/26/2025	<0.01	
8/29/2025	<0.01	
2/17/2026		<0.01

ND substitution: RL or RL/2 if <15% NDs.

Prediction Limit

Constituent: Zinc (mg/L) Analysis Run 6/8/2026 4:39 PM View: Appendix I Intrawell

Plant Bowen Client: Southern Company Data: Bowen 1, 2, 9, & 10

	GWC-49Z	GWC-49Z
3/17/2016	<0.01	
5/18/2016	0.00208 (J)	
7/28/2016	0.0032 (J)	
9/21/2016	0.0079 (J)	
11/7/2016	0.0043 (J)	
1/24/2017	0.0053 (J)	
3/30/2017	0.0047 (J)	
9/29/2017	0.004 (J)	
3/15/2018	0.0039 (J)	
9/14/2018	0.0046 (J)	
3/19/2019	0.0034 (J)	
9/11/2019	0.0085 (J)	
3/9/2020	0.0047 (J)	
9/14/2020	0.0042 (J)	
3/15/2021	<0.01	
8/5/2021	<0.01	
2/1/2022	<0.01	
8/15/2022	<0.01	
2/14/2023	<0.01	
7/27/2023	<0.01	
2/21/2024	<0.01	
8/6/2024	<0.01	
2/26/2025	<0.01	
8/29/2025	<0.01	
2/17/2026		0.0021 (J)

ND substitution: RL or RL/2 if <15% NDs.

FIGURE I.

Appendix I Interwell Prediction Limits - Significant Results

Plant Bowen Client: Southern Company Data: Bowen 1, 2, 9, & 10 Printed 6/10/2026, 10:44 AM

Constituent	Well	Upper Lim.	Lower Lim.	Date	Observ.	Sig.	Bg N	%NDs	ND Adj.	Transform	Alpha	Method
Mercury (mg/L)	**GWC-48**	**0.0002**	**n/a**	**2/17/2026**	**0.0006**	**Yes**	**515**	**93.59**	**n/a**	**n/a**	**0.00004896**	**NP Inter (NDs) 1 of 2**

Appendix I Interwell Prediction Limits - All Results

Plant Bowen Client: Southern Company Data: Bowen 1, 2, 9, & 10 Printed 6/10/2026, 10:44 AM

Constituent	Well	Upper Lim.	Lower Lim.	Date	Observ.	Sig.	Bg N	%NDs	ND Adj.	Transform	Alpha	Method
Mercury (mg/L)	GWC-5	0.0002	n/a	2/19/2026	0.0002ND	No	515	93.59	n/a	n/a	0.00004896	NP Inter (NDs) 1 of 2
Mercury (mg/L)	GWC-6	0.0002	n/a	2/20/2026	0.0002ND	No	515	93.59	n/a	n/a	0.00004896	NP Inter (NDs) 1 of 2
Mercury (mg/L)	GWC-6RZ	0.0002	n/a	2/20/2026	0.0002ND	No	515	93.59	n/a	n/a	0.00004896	NP Inter (NDs) 1 of 2
Mercury (mg/L)	GWC-7Z	0.0002	n/a	2/19/2026	0.0002ND	No	515	93.59	n/a	n/a	0.00004896	NP Inter (NDs) 1 of 2
Mercury (mg/L)	GWC-8RR	0.0002	n/a	2/19/2026	0.0002ND	No	515	93.59	n/a	n/a	0.00004896	NP Inter (NDs) 1 of 2
Mercury (mg/L)	GWC-8Z	0.0002	n/a	2/19/2026	0.0002ND	No	515	93.59	n/a	n/a	0.00004896	NP Inter (NDs) 1 of 2
Mercury (mg/L)	GWC-9	0.0002	n/a	2/18/2026	0.0002ND	No	515	93.59	n/a	n/a	0.00004896	NP Inter (NDs) 1 of 2
Mercury (mg/L)	GWC-10	0.0002	n/a	2/19/2026	0.0002ND	No	515	93.59	n/a	n/a	0.00004896	NP Inter (NDs) 1 of 2
Mercury (mg/L)	GWC-10R	0.0002	n/a	2/19/2026	0.0002ND	No	515	93.59	n/a	n/a	0.00004896	NP Inter (NDs) 1 of 2
Mercury (mg/L)	GWC-11	0.0002	n/a	2/19/2026	0.0002ND	No	515	93.59	n/a	n/a	0.00004896	NP Inter (NDs) 1 of 2
Mercury (mg/L)	GWC-11R	0.0002	n/a	2/20/2026	0.0002ND	No	515	93.59	n/a	n/a	0.00004896	NP Inter (NDs) 1 of 2
Mercury (mg/L)	GWC-12	0.0002	n/a	2/18/2026	0.0002ND	No	515	93.59	n/a	n/a	0.00004896	NP Inter (NDs) 1 of 2
Mercury (mg/L)	GWC-13	0.0002	n/a	2/19/2026	0.0002ND	No	515	93.59	n/a	n/a	0.00004896	NP Inter (NDs) 1 of 2
Mercury (mg/L)	GWC-13RZ	0.0002	n/a	2/20/2026	0.0002ND	No	515	93.59	n/a	n/a	0.00004896	NP Inter (NDs) 1 of 2
Mercury (mg/L)	GWC-14Z	0.0002	n/a	2/24/2026	0.0002ND	No	515	93.59	n/a	n/a	0.00004896	NP Inter (NDs) 1 of 2
Mercury (mg/L)	GWC-15R	0.0002	n/a	2/24/2026	0.0002ND	No	515	93.59	n/a	n/a	0.00004896	NP Inter (NDs) 1 of 2
Mercury (mg/L)	GWC-15Z	0.0002	n/a	2/24/2026	0.0002ND	No	515	93.59	n/a	n/a	0.00004896	NP Inter (NDs) 1 of 2
Mercury (mg/L)	GWC-44	0.0002	n/a	2/16/2026	0.0002ND	No	515	93.59	n/a	n/a	0.00004896	NP Inter (NDs) 1 of 2
Mercury (mg/L)	GWC-45	0.0002	n/a	2/17/2026	0.0002ND	No	515	93.59	n/a	n/a	0.00004896	NP Inter (NDs) 1 of 2
Mercury (mg/L)	GWC-45R	0.0002	n/a	2/17/2026	0.0002ND	No	515	93.59	n/a	n/a	0.00004896	NP Inter (NDs) 1 of 2
Mercury (mg/L)	GWC-46R	0.0002	n/a	2/16/2026	0.0002ND	No	515	93.59	n/a	n/a	0.00004896	NP Inter (NDs) 1 of 2
Mercury (mg/L)	GWC-47	0.0002	n/a	2/17/2026	0.0002ND	No	515	93.59	n/a	n/a	0.00004896	NP Inter (NDs) 1 of 2
Mercury (mg/L)	GWC-47R	0.0002	n/a	2/17/2026	0.0002ND	No	515	93.59	n/a	n/a	0.00004896	NP Inter (NDs) 1 of 2
Mercury (mg/L)	**GWC-48**	**0.0002**	**n/a**	**2/17/2026**	**0.0006**	**Yes**	**515**	**93.59**	**n/a**	**n/a**	**0.00004896**	**NP Inter (NDs) 1 of 2**
Mercury (mg/L)	GWC-49R	0.0002	n/a	2/17/2026	0.0002ND	No	515	93.59	n/a	n/a	0.00004896	NP Inter (NDs) 1 of 2
Mercury (mg/L)	GWC-49Z	0.0002	n/a	2/17/2026	0.0002ND	No	515	93.59	n/a	n/a	0.00004896	NP Inter (NDs) 1 of 2
Thallium (mg/L)	GWC-5	0.0005	n/a	2/19/2026	0.0005ND	No	422	96.21	n/a	n/a	0.00004896	NP Inter (NDs) 1 of 2
Thallium (mg/L)	GWC-6	0.0005	n/a	2/20/2026	0.0005ND	No	422	96.21	n/a	n/a	0.00004896	NP Inter (NDs) 1 of 2
Thallium (mg/L)	GWC-6RZ	0.0005	n/a	2/20/2026	0.0005ND	No	422	96.21	n/a	n/a	0.00004896	NP Inter (NDs) 1 of 2
Thallium (mg/L)	GWC-7Z	0.0005	n/a	2/19/2026	0.0005ND	No	422	96.21	n/a	n/a	0.00004896	NP Inter (NDs) 1 of 2
Thallium (mg/L)	GWC-8RR	0.0005	n/a	2/19/2026	0.0005ND	No	422	96.21	n/a	n/a	0.00004896	NP Inter (NDs) 1 of 2
Thallium (mg/L)	GWC-8Z	0.0005	n/a	2/19/2026	0.0005ND	No	422	96.21	n/a	n/a	0.00004896	NP Inter (NDs) 1 of 2
Thallium (mg/L)	GWC-9	0.0005	n/a	2/18/2026	0.0005ND	No	422	96.21	n/a	n/a	0.00004896	NP Inter (NDs) 1 of 2
Thallium (mg/L)	GWC-10	0.0005	n/a	2/19/2026	0.0005ND	No	422	96.21	n/a	n/a	0.00004896	NP Inter (NDs) 1 of 2
Thallium (mg/L)	GWC-10R	0.0005	n/a	2/19/2026	0.0005ND	No	422	96.21	n/a	n/a	0.00004896	NP Inter (NDs) 1 of 2
Thallium (mg/L)	GWC-11	0.0005	n/a	2/19/2026	0.0005ND	No	422	96.21	n/a	n/a	0.00004896	NP Inter (NDs) 1 of 2
Thallium (mg/L)	GWC-11R	0.0005	n/a	2/20/2026	0.0005ND	No	422	96.21	n/a	n/a	0.00004896	NP Inter (NDs) 1 of 2
Thallium (mg/L)	GWC-12	0.0005	n/a	2/18/2026	0.0005ND	No	422	96.21	n/a	n/a	0.00004896	NP Inter (NDs) 1 of 2
Thallium (mg/L)	GWC-13	0.0005	n/a	2/19/2026	0.0005ND	No	422	96.21	n/a	n/a	0.00004896	NP Inter (NDs) 1 of 2
Thallium (mg/L)	GWC-13RZ	0.0005	n/a	2/20/2026	0.0005ND	No	422	96.21	n/a	n/a	0.00004896	NP Inter (NDs) 1 of 2
Thallium (mg/L)	GWC-14Z	0.0005	n/a	2/24/2026	0.0005ND	No	422	96.21	n/a	n/a	0.00004896	NP Inter (NDs) 1 of 2
Thallium (mg/L)	GWC-15R	0.0005	n/a	2/24/2026	0.0005ND	No	422	96.21	n/a	n/a	0.00004896	NP Inter (NDs) 1 of 2
Thallium (mg/L)	GWC-15Z	0.0005	n/a	2/24/2026	0.0005ND	No	422	96.21	n/a	n/a	0.00004896	NP Inter (NDs) 1 of 2
Thallium (mg/L)	GWC-44	0.0005	n/a	2/16/2026	0.0005ND	No	422	96.21	n/a	n/a	0.00004896	NP Inter (NDs) 1 of 2
Thallium (mg/L)	GWC-45	0.0005	n/a	2/17/2026	0.0005ND	No	422	96.21	n/a	n/a	0.00004896	NP Inter (NDs) 1 of 2
Thallium (mg/L)	GWC-45R	0.0005	n/a	2/17/2026	0.0005ND	No	422	96.21	n/a	n/a	0.00004896	NP Inter (NDs) 1 of 2
Thallium (mg/L)	GWC-46R	0.0005	n/a	2/16/2026	0.0005ND	No	422	96.21	n/a	n/a	0.00004896	NP Inter (NDs) 1 of 2
Thallium (mg/L)	GWC-47	0.0005	n/a	2/17/2026	0.0005ND	No	422	96.21	n/a	n/a	0.00004896	NP Inter (NDs) 1 of 2
Thallium (mg/L)	GWC-47R	0.0005	n/a	2/17/2026	0.0005ND	No	422	96.21	n/a	n/a	0.00004896	NP Inter (NDs) 1 of 2
Thallium (mg/L)	GWC-48	0.0005	n/a	2/17/2026	0.0005ND	No	422	96.21	n/a	n/a	0.00004896	NP Inter (NDs) 1 of 2
Thallium (mg/L)	GWC-49R	0.0005	n/a	2/17/2026	0.0005ND	No	422	96.21	n/a	n/a	0.00004896	NP Inter (NDs) 1 of 2
Thallium (mg/L)	GWC-49Z	0.0005	n/a	2/17/2026	0.0005ND	No	422	96.21	n/a	n/a	0.00004896	NP Inter (NDs) 1 of 2

Sanitas™ v.10.1.06e Software licensed to Groundwater Stats Consulting. UG
Hollow symbols indicate censored values.

Exceeds Limit: GWC-48

Prediction Limit

Interwell Non-parametric

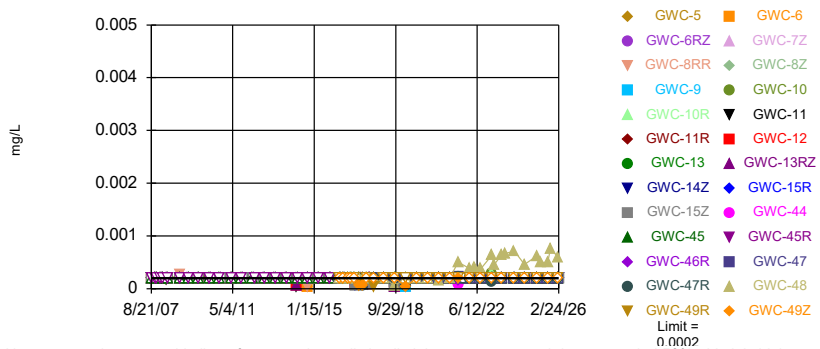

Non-parametric test used in lieu of parametric prediction limit because censored data exceeded 50%. Limit is highest of 515 background values. 93.59% NDs. Annual per-constituent alpha = 0.002543. Individual comparison alpha = 0.00004896 (1 of 2). Comparing 26 points to limit.

Constituent: Mercury Analysis Run 6/10/2026 10:42 AM View: Appendix I Interwell
Plant Bowen Client: Southern Company Data: Bowen 1, 2, 9, & 10

Sanitas™ v.10.1.06e Software licensed to Groundwater Stats Consulting. UG
Hollow symbols indicate censored values.

Within Limit

Prediction Limit

Interwell Non-parametric

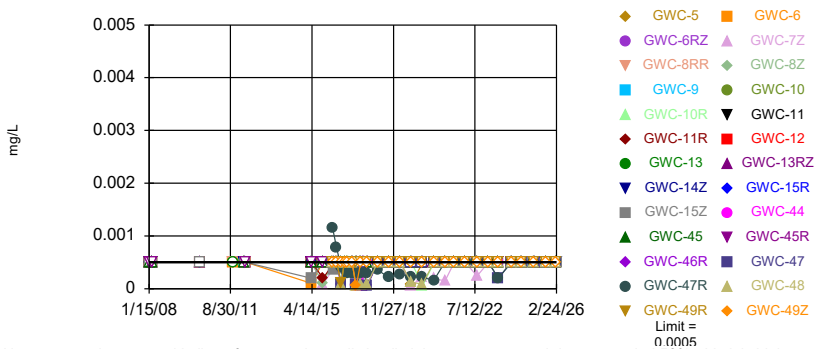

Non-parametric test used in lieu of parametric prediction limit because censored data exceeded 50%. Limit is highest of 422 background values. 96.21% NDs. Annual per-constituent alpha = 0.002543. Individual comparison alpha = 0.00004896 (1 of 2). Comparing 26 points to limit.

Constituent: Thallium Analysis Run 6/10/2026 10:43 AM View: Appendix I Interwell
Plant Bowen Client: Southern Company Data: Bowen 1, 2, 9, & 10

Prediction Limit

Constituent: Mercury (mg/L) Analysis Run 6/10/2026 10:44 AM View: Appendix I Interwell

Plant Bowen Client: Southern Company Data: Bowen 1, 2, 9, & 10

	GWC-10R	GWC-13RZ	GWC-13	GWC-11	GWC-11R	GWC-10	GWC-12	GWC-7Z	GWC-8RR
8/21/2007	<0.0002	<0.0002	<0.0002	<0.0002	<0.0002	<0.0002	<0.0002		
8/22/2007								<0.0002	<0.0002
8/23/2007									
8/24/2007									
10/23/2007									
10/24/2007									
10/25/2007								<0.0002	
10/26/2007									<0.0002
11/1/2007	<0.0002	<0.0002	<0.0002	<0.0002	<0.0002	<0.0002	<0.0002		
11/2/2007									
11/17/2007									
11/18/2007				<0.0002	<0.0002				
11/19/2007		<0.0002	<0.0002				<0.0002		
11/20/2007	<0.0002					<0.0002		<0.0002	<0.0002
1/15/2008									
1/16/2008							<0.0002	<0.0002	
1/23/2008									<0.0002
1/30/2008	<0.0002			<0.0002	<0.0002	<0.0002			
1/31/2008		<0.0002	<0.0002						
3/5/2008		<0.0002	<0.0002	<0.0002			<0.0002		
3/6/2008	<0.0002				<0.0002	<0.0002		<0.0002	
3/10/2008									<0.0002
3/11/2008									
5/6/2008									0.000181
5/7/2008		<0.0002		0.000181	<0.0002				
5/8/2008	<0.0002								
5/12/2008			<0.0002			<0.0002			
5/13/2008							<0.0002	<0.0002	
5/14/2008									
12/2/2008									
12/4/2008									
12/5/2008									
12/11/2008									
12/12/2008		<0.0002							0.000273
12/13/2008			<0.0002			<0.0002	<0.0002	<0.0002	
12/14/2008	<0.0002			<0.0002	<0.0002				
4/15/2009								<0.0002	
4/16/2009							<0.0002		
4/21/2009									
4/22/2009									
4/23/2009									<0.0002
4/28/2009			<0.0002						
4/29/2009	<0.0002	<0.0002		<0.0002	<0.0002	<0.0002			
5/20/2009									
10/6/2009									
10/7/2009									
10/8/2009									<0.0002
10/9/2009								<0.0002	
10/13/2009									
10/19/2009									
10/20/2009						<0.0002			
10/21/2009	<0.0002	<0.0002	<0.0002				<0.0002		

ND substitution: RL or RL/2 if <15% NDs.

Prediction Limit

Constituent: Mercury (mg/L) Analysis Run 6/10/2026 10:44 AM View: Appendix I Interwell

Plant Bowen Client: Southern Company Data: Bowen 1, 2, 9, & 10

	GWC-10R	GWC-13RZ	GWC-13	GWC-11	GWC-11R	GWC-10	GWC-12	GWC-7Z	GWC-8RR
10/22/2009				<0.0002	<0.0002				
4/20/2010									
4/21/2010	<0.0002			<0.0002	<0.0002				
4/26/2010						<0.0002			
4/27/2010							<0.0002	<0.0002	
4/28/2010		<0.0002	<0.0002						
5/3/2010									
5/4/2010									<0.0002
9/28/2010	<0.0002			<0.0002					
9/29/2010					<0.0002	<0.0002			
9/30/2010									
10/4/2010									
10/5/2010			<0.0002				<0.0002	<0.0002	
10/6/2010		<0.0002							
10/7/2010									<0.0002
10/11/2010									
10/12/2010									
4/12/2011	<0.0002			<0.0002					
4/13/2011					<0.0002	<0.0002			
4/14/2011									
4/18/2011									
4/19/2011			<0.0002				<0.0002	<0.0002	
4/20/2011		<0.0002							
4/21/2011									
4/26/2011									<0.0002
4/27/2011									
4/28/2011									
10/4/2011	<0.0002			<0.0002	<0.0002				
10/5/2011						<0.0002			
10/12/2011		<0.0002					<0.0002	<0.0002	
10/13/2011									
10/17/2011									
10/18/2011			<0.0002						<0.0002
10/19/2011									
4/3/2012	<0.0002			<0.0002					
4/4/2012					<0.0002	<0.0002			
4/11/2012									
4/23/2012									
4/24/2012							<0.0002	<0.0002	
4/25/2012		<0.0002	<0.0002						
4/30/2012									<0.0002
5/1/2012									
5/2/2012									
5/3/2012									
10/2/2012		<0.0002	<0.0002				<0.0002		
10/3/2012				<0.0002	<0.0002	<0.0002		<0.0002	<0.0002
10/8/2012	<0.0002								
10/9/2012									
10/10/2012									
10/15/2012									
4/2/2013		<0.0002	<0.0002				<0.0002		
4/3/2013	<0.0002			<0.0002	<0.0002	<0.0002			

ND substitution: RL or RL/2 if <15% NDs.

Prediction Limit

Constituent: Mercury (mg/L) Analysis Run 6/10/2026 10:44 AM View: Appendix I Interwell

Plant Bowen Client: Southern Company Data: Bowen 1, 2, 9, & 10

	GWC-10R	GWC-13RZ	GWC-13	GWC-11	GWC-11R	GWC-10	GWC-12	GWC-7Z	GWC-8RR
4/8/2013									<0.0002
4/9/2013								<0.0002	
4/10/2013									
4/11/2013									
4/12/2013									
4/15/2013									
4/16/2013									
10/8/2013		<0.0002	<0.0002					<0.0002	
10/9/2013				<0.0002	<0.0002		<0.0002		<0.0002
10/15/2013	<0.0002					<0.0002			
10/16/2013									
10/21/2013									
10/22/2013									
4/1/2014		5.7E-05 (J)	0.000156 (J)				5.16E-05 (J)		
4/2/2014				4.65E-05 (J)	<0.0002				
4/9/2014	<0.0002					<0.0002			
4/10/2014								<0.0002	<0.0002
4/11/2014									
4/14/2014									
4/21/2014									
4/22/2014									
4/23/2014									
9/30/2014									
10/1/2014		<0.0002	<0.0002						
10/2/2014	<0.0002			<0.0002	<0.0002	<0.0002	<0.0002	<0.0002	3.83E-05 (J)
10/3/2014									
10/4/2014									
3/30/2015									
3/31/2015		<0.0002							
4/1/2015			<0.0002	<0.0002	<0.0002		<0.0002		
4/2/2015	<0.0002					<0.0002		<0.0002	
4/3/2015									<0.0002
5/26/2015									
6/18/2015									
7/2/2015									
8/13/2015									
8/14/2015									
10/6/2015									
10/7/2015									
10/8/2015									<0.0002
10/9/2015									
10/10/2015						<0.0002		<0.0002	
10/11/2015				<0.0002	<0.0002				
10/12/2015	<0.0002								
10/13/2015									
10/14/2015		<0.0002					<0.0002		
10/15/2015			<0.0002						
3/10/2016									
3/11/2016									
3/14/2016									
3/15/2016									
3/16/2016									

ND substitution: RL or RL/2 if <15% NDs.

Prediction Limit

Constituent: Mercury (mg/L) Analysis Run 6/10/2026 10:44 AM View: Appendix I Interwell

Plant Bowen Client: Southern Company Data: Bowen 1, 2, 9, & 10

	GWC-10R	GWC-13RZ	GWC-13	GWC-11	GWC-11R	GWC-10	GWC-12	GWC-7Z	GWC-8RR
3/17/2016									
3/22/2016									
3/23/2016									
3/28/2016									
3/29/2016									
3/30/2016									<0.0002
3/31/2016	<0.0002					<0.0002			
4/4/2016		<0.0002	<0.0002	<0.0002	<0.0002		<0.0002		
4/5/2016									
5/11/2016									
5/12/2016									
5/13/2016									
5/16/2016									
5/17/2016									
5/18/2016									
5/19/2016									
5/20/2016									
5/23/2016									
5/24/2016									<0.0002
5/25/2016									
5/26/2016	<0.0002			<0.0002	<0.0002	<0.0002			
5/27/2016							<0.0002		
5/31/2016			<0.0002					<0.0002	
6/1/2016		<0.0002							
7/19/2016									
7/20/2016									
7/21/2016									
7/22/2016									
7/25/2016									
7/26/2016									
7/27/2016									
7/28/2016									
7/29/2016									
8/1/2016									
8/2/2016								<0.0002	<0.0002
8/3/2016	<0.0002			<0.0002			<0.0002		
8/4/2016			<0.0002		<0.0002				
8/5/2016						<0.0002			
8/9/2016									
9/15/2016									
9/16/2016									
9/19/2016									
9/20/2016									
9/21/2016									
9/22/2016									
9/23/2016									
9/26/2016									
9/27/2016								<0.0002	<0.0002
9/28/2016	<0.0002			<0.0002	<0.0002	<0.0002			
9/29/2016			<0.0002						
9/30/2016							<0.0002		
11/2/2016									

ND substitution: RL or RL/2 if <15% NDs.

Prediction Limit

Constituent: Mercury (mg/L) Analysis Run 6/10/2026 10:44 AM View: Appendix I Interwell

Plant Bowen Client: Southern Company Data: Bowen 1, 2, 9, & 10

	GWC-10R	GWC-13RZ	GWC-13	GWC-11	GWC-11R	GWC-10	GWC-12	GWC-7Z	GWC-8RR
11/3/2016									
11/4/2016									
11/7/2016									
11/9/2016									
11/10/2016									
11/11/2016									
11/14/2016									
11/18/2016									
11/21/2016								<0.0002	
11/22/2016	<0.0002			<0.0002	<0.0002	<0.0002	8E-05 (J)		8E-05 (J)
11/23/2016									
11/28/2016			<0.0002						
1/17/2017									
1/18/2017									
1/19/2017									
1/20/2017									
1/23/2017									
1/24/2017									
1/30/2017									
1/31/2017									
2/1/2017								<0.0002	
2/3/2017									
2/6/2017									<0.0002
2/7/2017	<0.0002					<0.0002			
2/8/2017				<0.0002	<0.0002				
2/9/2017			<0.0002						
2/10/2017									
2/13/2017							<0.0002		
2/21/2017									
2/22/2017		<0.0002							
3/24/2017									
3/27/2017									
3/28/2017									
3/29/2017									
3/30/2017									
4/3/2017									
4/6/2017								<0.0002	<0.0002
4/7/2017									
4/10/2017	<0.0002			<0.0002	<0.0002	<0.0002			
4/11/2017		<0.0002					<0.0002		
4/12/2017			<0.0002						
5/24/2017									
6/5/2017									
6/6/2017									
6/7/2017									
6/8/2017									
6/9/2017									
6/12/2017									
6/13/2017								8E-05 (J)	
6/14/2017	8E-05 (J)					7E-05 (J)	7E-05 (J)		8E-05 (J)
6/15/2017				7E-05 (J)	7E-05 (J)				
6/16/2017		8E-05 (J)	7E-05 (J)						

ND substitution: RL or RL/2 if <15% NDs.

Prediction Limit

Constituent: Mercury (mg/L) Analysis Run 6/10/2026 10:44 AM View: Appendix I Interwell

Plant Bowen Client: Southern Company Data: Bowen 1, 2, 9, & 10

	GWC-10R	GWC-13RZ	GWC-13	GWC-11	GWC-11R	GWC-10	GWC-12	GWC-7Z	GWC-8RR
7/12/2017		<0.0002							
7/14/2017								<0.0002	
7/17/2017									
7/20/2017									
7/26/2017									
7/27/2017									
7/28/2017		<0.0002							
8/9/2017									
8/10/2017		<0.0002							
8/24/2017									
9/22/2017									
9/25/2017									
9/26/2017									
9/27/2017									
9/29/2017									
10/2/2017									
10/3/2017								<0.0002	
10/4/2017	<0.0002			<0.0002	<0.0002	<0.0002	<0.0002		<0.0002
10/5/2017									
10/6/2017		<0.0002							
10/9/2017			<0.0002						
3/14/2018									
3/15/2018									
3/16/2018									
3/19/2018									
3/20/2018						<0.0002		<0.0002	
3/21/2018	<0.0002		<0.0002	<0.0002					<0.0002
3/22/2018					<0.0002		<0.0002		
3/23/2018		<0.0002							
9/12/2018									
9/13/2018									
9/14/2018									
9/17/2018									
9/18/2018	<0.0002			<0.0002	3.9E-05 (J)	<0.0002	3.7E-05 (J)	4.2E-05 (J)	<0.0002
9/19/2018			5E-05 (J)						
9/20/2018		3.9E-05 (J)							
3/13/2019									
3/14/2019									
3/15/2019									
3/18/2019									
3/19/2019									
3/20/2019									
3/21/2019								4.3E-05 (J)	
3/22/2019	0.00014 (J)	0.00014 (J)				0.00014 (J)			
3/23/2019			0.00017 (J)	0.00015 (J)	0.00013 (J)		0.00015 (J)		
3/25/2019									
3/27/2019									3.9E-05 (J)
5/6/2019									
9/9/2019									
9/10/2019									
9/11/2019									
9/12/2019									

ND substitution: RL or RL/2 if <15% NDs.

Prediction Limit

Constituent: Mercury (mg/L) Analysis Run 6/10/2026 10:44 AM View: Appendix I Interwell

Plant Bowen Client: Southern Company Data: Bowen 1, 2, 9, & 10

	GWC-10R	GWC-13RZ	GWC-13	GWC-11	GWC-11R	GWC-10	GWC-12	GWC-7Z	GWC-8RR
9/13/2019								<0.0002	
9/16/2019									<0.0002
9/17/2019	<0.0002			<0.0002	<0.0002	<0.0002	<0.0002		
9/18/2019			<0.0002						
9/19/2019		<0.0002							
3/6/2020									
3/9/2020									
3/10/2020									
3/11/2020									
3/12/2020	<0.0002			<0.0002	<0.0002	<0.0002	<0.0002	<0.0002	<0.0002
3/13/2020			<0.0002						
3/16/2020									
3/17/2020		<0.0002							
9/10/2020									
9/11/2020									
9/14/2020									
9/15/2020									
9/16/2020								<0.0002	
9/17/2020	<0.0002					<0.0002			<0.0002
9/21/2020				<0.0002	<0.0002		<0.0002		
9/22/2020		<0.0002	<0.0002						
3/10/2021									
3/11/2021									
3/12/2021									
3/15/2021									
3/16/2021									
3/17/2021								<0.0002	<0.0002
3/18/2021	<0.0002		<0.0002			<0.0002			
3/19/2021		<0.0002		<0.0002	<0.0002		<0.0002		
3/29/2021									
8/4/2021									
8/5/2021									
8/6/2021									
8/9/2021									
8/10/2021						<0.0002		<0.0002	<0.0002
8/11/2021	<0.0002		<0.0002	<0.0002	<0.0002		<0.0002		
8/12/2021		<0.0002							
10/28/2021									
1/31/2022									
2/1/2022									
2/2/2022							<0.0002	<0.0002	<0.0002
2/3/2022									
2/4/2022	<0.0002	<0.0002		<0.0002	<0.0002	<0.0002			
2/7/2022									
2/17/2022			<0.0002						
4/28/2022									
8/10/2022									
8/11/2022									
8/12/2022									
8/15/2022									
8/16/2022									
8/17/2022						<0.0002		<0.0002	<0.0002

ND substitution: RL or RL/2 if <15% NDs.

Prediction Limit

Constituent: Mercury (mg/L) Analysis Run 6/10/2026 10:44 AM View: Appendix I Interwell

Plant Bowen Client: Southern Company Data: Bowen 1, 2, 9, & 10

	GWC-10R	GWC-13RZ	GWC-13	GWC-11	GWC-11R	GWC-10	GWC-12	GWC-7Z	GWC-8RR
8/18/2022	<0.0002		<0.0002	<0.0002	<0.0002		<0.0002		
8/19/2022		<0.0002							
2/13/2023									
2/14/2023									
2/15/2023									
2/16/2023									
2/17/2023									
2/20/2023	0.0003			0.00019 (J)	0.00016 (J)	0.00028		<0.0002	
2/21/2023							<0.0002		<0.0002
2/22/2023		<0.0002	<0.0002						
3/16/2023									
7/25/2023									
7/26/2023									
7/27/2023									
7/28/2023									
7/31/2023	<0.0002					<0.0002		<0.0002	<0.0002
8/1/2023			<0.0002	<0.0002	<0.0002		<0.0002		
8/2/2023		<0.0002							
9/26/2023									
2/19/2024									
2/20/2024									
2/21/2024									
2/22/2024									
2/26/2024								<0.0002	
2/27/2024	<0.0002		<0.0002			<0.0002	<0.0002		<0.0002
2/28/2024		<0.0002		<0.0002	<0.0002				
8/1/2024									
8/2/2024									
8/5/2024									
8/6/2024									
8/7/2024									
8/8/2024								<0.0002	
8/12/2024	<0.0002		<0.0002		<0.0002	<0.0002	<0.0002		<0.0002
8/13/2024		<0.0002		<0.0002					
2/25/2025									
2/26/2025									
2/27/2025								<0.0002	
2/28/2025						<0.0002			
3/3/2025	<0.0002		<0.0002		<0.0002				
3/4/2025		<0.0002		<0.0002			<0.0002		<0.0002
5/1/2025									
8/27/2025									
8/28/2025									
8/29/2025									
9/2/2025									
9/3/2025	<0.0002		<0.0002	<0.0002	<0.0002	<0.0002	<0.0002	<0.0002	<0.0002
9/4/2025		<0.0002							
9/24/2025									
10/8/2025									
2/16/2026									
2/17/2026									
2/18/2026							<0.0002		

ND substitution: RL or RL/2 if <15% NDs.

Prediction Limit

Constituent: Mercury (mg/L) Analysis Run 6/10/2026 10:44 AM View: Appendix I Interwell

Plant Bowen Client: Southern Company Data: Bowen 1, 2, 9, & 10

	GWC-10R	GWC-13RZ	GWC-13	GWC-11	GWC-11R	GWC-10	GWC-12	GWC-7Z	GWC-8RR
2/19/2026	<0.0002		<0.0002	<0.0002		<0.0002		<0.0002	<0.0002
2/20/2026		<0.0002			<0.0002				
2/24/2026									

ND substitution: RL or RL/2 if <15% NDs.

Prediction Limit

Constituent: Mercury (mg/L) Analysis Run 6/10/2026 10:44 AM View: Appendix I Interwell

Plant Bowen Client: Southern Company Data: Bowen 1, 2, 9, & 10

	GWC-8Z	GWC-6	GWA-1 (bg)	GWA-2R (bg)	GWC-9	GWA-3A (bg)	GWC-5	GWC-15R	GWA-2 (bg)
8/21/2007									
8/22/2007	<0.0002	<0.0002							
8/23/2007			<0.0002	<0.0002	<0.0002	<0.0002	<0.0002	<0.0002	<0.0002
8/24/2007									
10/23/2007			<0.0002						
10/24/2007				<0.0002					<0.0002
10/25/2007		<0.0002					<0.0002		
10/26/2007									
11/1/2007	<0.0002				<0.0002				
11/2/2007						<0.0002		<0.0002	
11/17/2007								<0.0002	
11/18/2007			<0.0002	<0.0002		<0.0002			<0.0002
11/19/2007					<0.0002		<0.0002		
11/20/2007	<0.0002	<0.0002							
1/15/2008					<0.0002			<0.0002	
1/16/2008									
1/23/2008	<0.0002	<0.0002					<0.0002		
1/30/2008			<0.0002						
1/31/2008				<0.0002		<0.0002			<0.0002
3/5/2008									
3/6/2008					<0.0002			<0.0002	
3/10/2008	<0.0002		<0.0002	<0.0002					
3/11/2008		<0.0002				<0.0002	<0.0002		<0.0002
5/6/2008									0.000175
5/7/2008								<0.0002	
5/8/2008									
5/12/2008	<0.0002						<0.0002		
5/13/2008			<0.0002	<0.0002	<0.0002				
5/14/2008		<0.0002				<0.0002			
12/2/2008								<0.0002	
12/4/2008				<0.0002					<0.0002
12/5/2008			<0.0002			<0.0002			
12/11/2008		<0.0002					<0.0002		
12/12/2008	<0.0002				<0.0002				
12/13/2008									
12/14/2008									
4/15/2009			<0.0002			<0.0002	<0.0002		
4/16/2009					<0.0002				
4/21/2009				<0.0002					<0.0002
4/22/2009	<0.0002								
4/23/2009		<0.0002							
4/28/2009								<0.0002	
4/29/2009									
5/20/2009									
10/6/2009									
10/7/2009			<0.0002						<0.0002
10/8/2009	<0.0002			<0.0002		<0.0002			
10/9/2009		<0.0002					<0.0002		
10/13/2009					<0.0002				
10/19/2009								<0.0002	
10/20/2009									
10/21/2009									

ND substitution: RL or RL/2 if <15% NDs.

Prediction Limit

Constituent: Mercury (mg/L) Analysis Run 6/10/2026 10:44 AM View: Appendix I Interwell

Plant Bowen Client: Southern Company Data: Bowen 1, 2, 9, & 10

	GWC-8Z	GWC-6	GWA-1 (bg)	GWA-2R (bg)	GWC-9	GWA-3A (bg)	GWC-5	GWC-15R	GWA-2 (bg)
10/22/2009									
4/20/2010									
4/21/2010				<0.0002	<0.0002				
4/26/2010									<0.0002
4/27/2010								<0.0002	
4/28/2010	<0.0002					<0.0002			
5/3/2010			<0.0002						
5/4/2010		<0.0002					<0.0002		
9/28/2010				<0.0002					
9/29/2010					<0.0002				
9/30/2010									
10/4/2010								<0.0002	<0.0002
10/5/2010									
10/6/2010						<0.0002			
10/7/2010	<0.0002								
10/11/2010		<0.0002							
10/12/2010			<0.0002				<0.0002		
4/12/2011				<0.0002					
4/13/2011					<0.0002				<0.0002
4/14/2011									
4/18/2011								<0.0002	
4/19/2011									
4/20/2011	<0.0002								
4/21/2011						<0.0002			
4/26/2011		<0.0002							
4/27/2011			<0.0002						
4/28/2011							<0.0002		
10/4/2011				<0.0002					
10/5/2011					<0.0002				<0.0002
10/12/2011	<0.0002							<0.0002	
10/13/2011						<0.0002			
10/17/2011			<0.0002						
10/18/2011		<0.0002							
10/19/2011							<0.0002		
4/3/2012				<0.0002					
4/4/2012					<0.0002				
4/11/2012									<0.0002
4/23/2012								<0.0002	
4/24/2012									
4/25/2012									
4/30/2012	<0.0002								
5/1/2012						<0.0002			
5/2/2012		<0.0002	<0.0002				<0.0002		
5/3/2012									
10/2/2012									
10/3/2012	<0.0002								
10/8/2012		<0.0002	<0.0002		<0.0002				
10/9/2012				<0.0002		<0.0002	<0.0002		<0.0002
10/10/2012								<0.0002	
10/15/2012									
4/2/2013									
4/3/2013									

ND substitution: RL or RL/2 if <15% NDs.

Prediction Limit

Constituent: Mercury (mg/L) Analysis Run 6/10/2026 10:44 AM View: Appendix I Interwell

Plant Bowen Client: Southern Company Data: Bowen 1, 2, 9, & 10

	GWC-8Z	GWC-6	GWA-1 (bg)	GWA-2R (bg)	GWC-9	GWA-3A (bg)	GWC-5	GWC-15R	GWA-2 (bg)
4/8/2013					<0.0002				
4/9/2013	<0.0002								
4/10/2013		<0.0002							
4/11/2013				<0.0002		<0.0002	<0.0002		
4/12/2013			<0.0002						
4/15/2013								<0.0002	<0.0002
4/16/2013									
10/8/2013		<0.0002							
10/9/2013	<0.0002				<0.0002				
10/15/2013									<0.0002
10/16/2013			<0.0002	<0.0002		<0.0002	<0.0002		
10/21/2013									
10/22/2013								<0.0002	
4/1/2014									
4/2/2014									
4/9/2014	<0.0002				<0.0002				
4/10/2014				<0.0002					
4/11/2014			<0.0002						
4/14/2014		<0.0002							
4/21/2014								<0.0002	
4/22/2014									<0.0002
4/23/2014						<0.0002	<0.0002		
9/30/2014			<0.0002	<0.0002	<0.0002			<0.0002	<0.0002
10/1/2014									
10/2/2014	<0.0002								
10/3/2014		3.29E-05 (J)					3.71E-05 (J)		
10/4/2014						<0.0002			
3/30/2015			<0.0002	<0.0002					<0.0002
3/31/2015						<0.0002	<0.0002		
4/1/2015		<0.0002							
4/2/2015	<0.0002				<0.0002				
4/3/2015								<0.0002	
5/26/2015	<0.0002								
6/18/2015	<0.0002								
7/2/2015	<0.0002								
8/13/2015									
8/14/2015	<0.0002								
10/6/2015									
10/7/2015								<0.0002	
10/8/2015	<0.0002								
10/9/2015		<0.0002							
10/10/2015					<0.0002				
10/11/2015									
10/12/2015						<0.0002	<0.0002		
10/13/2015			<0.0002	<0.0002					<0.0002
10/14/2015									
10/15/2015									
3/10/2016									
3/11/2016									
3/14/2016									
3/15/2016									
3/16/2016									

ND substitution: RL or RL/2 if <15% NDs.

Prediction Limit

Constituent: Mercury (mg/L) Analysis Run 6/10/2026 10:44 AM View: Appendix I Interwell

Plant Bowen Client: Southern Company Data: Bowen 1, 2, 9, & 10

	GWC-8Z	GWC-6	GWA-1 (bg)	GWA-2R (bg)	GWC-9	GWA-3A (bg)	GWC-5	GWC-15R	GWA-2 (bg)
3/17/2016									
3/22/2016	<0.0002		<0.0002						
3/23/2016				<0.0002		<0.0002			<0.0002
3/28/2016							<0.0002		
3/29/2016		<0.0002							
3/30/2016					<0.0002				
3/31/2016									
4/4/2016									
4/5/2016								<0.0002	
5/11/2016									
5/12/2016									
5/13/2016									
5/16/2016									
5/17/2016									
5/18/2016									
5/19/2016			<0.0002	<0.0002					
5/20/2016									<0.0002
5/23/2016						<0.0002			
5/24/2016		<0.0002							
5/25/2016	<0.0002						<0.0002		
5/26/2016					<0.0002				
5/27/2016									
5/31/2016								<0.0002	
6/1/2016									
7/19/2016									
7/20/2016									
7/21/2016									
7/22/2016									
7/25/2016									
7/26/2016									
7/27/2016									
7/28/2016									
7/29/2016			<0.0002	<0.0002		<0.0002			<0.0002
8/1/2016		<0.0002					<0.0002		
8/2/2016	<0.0002								
8/3/2016									
8/4/2016								<0.0002	
8/5/2016					<0.0002				
8/9/2016									
9/15/2016									
9/16/2016									
9/19/2016									
9/20/2016									
9/21/2016									
9/22/2016				<0.0002		<0.0002			
9/23/2016			<0.0002						<0.0002
9/26/2016	<0.0002	<0.0002							
9/27/2016							<0.0002		
9/28/2016					<0.0002				
9/29/2016								<0.0002	
9/30/2016									
11/2/2016									

Prediction Limit

Constituent: Mercury (mg/L) Analysis Run 6/10/2026 10:44 AM View: Appendix I Interwell

Plant Bowen Client: Southern Company Data: Bowen 1, 2, 9, & 10

	GWC-8Z	GWC-6	GWA-1 (bg)	GWA-2R (bg)	GWC-9	GWA-3A (bg)	GWC-5	GWC-15R	GWA-2 (bg)
11/3/2016									
11/4/2016									
11/7/2016									
11/9/2016			<0.0002						<0.0002
11/10/2016				<0.0002		<0.0002			
11/11/2016							<0.0002		
11/14/2016									
11/18/2016		<0.0002							
11/21/2016	<0.0002				<0.0002				
11/22/2016									
11/23/2016								5E-05 (J)	
11/28/2016									
1/17/2017									
1/18/2017									
1/19/2017									
1/20/2017									
1/23/2017									
1/24/2017									
1/30/2017			<0.0002						
1/31/2017				<0.0002		5E-05 (J)	5E-05 (J)		5E-05 (J)
2/1/2017		9E-05 (J)							
2/3/2017	<0.0002								
2/6/2017					<0.0002				
2/7/2017									
2/8/2017									
2/9/2017									
2/10/2017								<0.0002	
2/13/2017									
2/21/2017									
2/22/2017									
3/24/2017									
3/27/2017									
3/28/2017									
3/29/2017									
3/30/2017			6E-05 (J)			<0.0002			6E-05 (J)
4/3/2017				<0.0002			<0.0002		
4/6/2017		<0.0002			<0.0002				
4/7/2017	0.00015 (J)								
4/10/2017									
4/11/2017									
4/12/2017								<0.0002	
5/24/2017									
6/5/2017									
6/6/2017									
6/7/2017									
6/8/2017									
6/9/2017			<0.0002	<0.0002					
6/12/2017						<0.0002	<0.0002		4E-05 (J)
6/13/2017	8E-05 (J)	8E-05 (J)			9E-05 (J)				
6/14/2017									
6/15/2017								7E-05 (J)	
6/16/2017									

Prediction Limit

Constituent: Mercury (mg/L) Analysis Run 6/10/2026 10:44 AM View: Appendix I Interwell

Plant Bowen Client: Southern Company Data: Bowen 1, 2, 9, & 10

	GWC-8Z	GWC-6	GWA-1 (bg)	GWA-2R (bg)	GWC-9	GWA-3A (bg)	GWC-5	GWC-15R	GWA-2 (bg)
7/12/2017									
7/14/2017									
7/17/2017									
7/20/2017									
7/26/2017									
7/27/2017									
7/28/2017									
8/9/2017									
8/10/2017									
8/24/2017									
9/22/2017									
9/25/2017									
9/26/2017									
9/27/2017									
9/29/2017									
10/2/2017			<0.0002	<0.0002					<0.0002
10/3/2017	<0.0002	<0.0002			<0.0002		<0.0002		
10/4/2017						<0.0002			
10/5/2017									
10/6/2017								<0.0002	
10/9/2017									
3/14/2018									
3/15/2018									
3/16/2018			<0.0002	<0.0002					
3/19/2018		<0.0002				<0.0002	<0.0002		<0.0002
3/20/2018	<0.0002				<0.0002				
3/21/2018									
3/22/2018									
3/23/2018								<0.0002	
9/12/2018									
9/13/2018									
9/14/2018				<0.0002					<0.0002
9/17/2018		<0.0002	<0.0002			<0.0002	<0.0002		
9/18/2018	<0.0002				4.3E-05 (J)				
9/19/2018								5E-05 (J)	
9/20/2018									
3/13/2019									
3/14/2019									
3/15/2019									
3/18/2019									
3/19/2019				<0.0002					
3/20/2019			4E-05 (J)			<0.0002	4.3E-05 (J)		3.9E-05 (J)
3/21/2019		4.5E-05 (J)			4.2E-05 (J)				
3/22/2019									
3/23/2019									
3/25/2019								0.00011 (J)	
3/27/2019									
5/6/2019	<0.0002								
9/9/2019									
9/10/2019									
9/11/2019									
9/12/2019			<0.0002						<0.0002

ND substitution: RL or RL/2 if <15% NDs.

Prediction Limit

Constituent: Mercury (mg/L) Analysis Run 6/10/2026 10:44 AM View: Appendix I Interwell

Plant Bowen Client: Southern Company Data: Bowen 1, 2, 9, & 10

	GWC-8Z	GWC-6	GWA-1 (bg)	GWA-2R (bg)	GWC-9	GWA-3A (bg)	GWC-5	GWC-15R	GWA-2 (bg)
9/13/2019				<0.0002		<0.0002			
9/16/2019	<0.0002	<0.0002			<0.0002		<0.0002		
9/17/2019								<0.0002	
9/18/2019									
9/19/2019									
3/6/2020									
3/9/2020									
3/10/2020									
3/11/2020			<0.0002	<0.0002		<0.0002			<0.0002
3/12/2020		<0.0002			<0.0002				
3/13/2020								<0.0002	
3/16/2020	<0.0002						<0.0002		
3/17/2020									
9/10/2020									
9/11/2020									
9/14/2020									
9/15/2020			<0.0002	<0.0002					<0.0002
9/16/2020		<0.0002					<0.0002		
9/17/2020	<0.0002				<0.0002				
9/21/2020								<0.0002	
9/22/2020									
3/10/2021									
3/11/2021									
3/12/2021									
3/15/2021									
3/16/2021			<0.0002	<0.0002					
3/17/2021		<0.0002					<0.0002		<0.0002
3/18/2021	<0.0002				<0.0002			<0.0002	
3/19/2021									
3/29/2021						<0.0002			
8/4/2021									
8/5/2021									
8/6/2021									
8/9/2021			<0.0002	<0.0002		<0.0002	<0.0002		<0.0002
8/10/2021	<0.0002	<0.0002			<0.0002				
8/11/2021								<0.0002	
8/12/2021									
10/28/2021									
1/31/2022									
2/1/2022			<0.0002	<0.0002					<0.0002
2/2/2022	<0.0002	<0.0002			<0.0002	<0.0002	<0.0002		
2/3/2022									
2/4/2022								<0.0002	
2/7/2022									
2/17/2022									
4/28/2022									
8/10/2022									
8/11/2022									
8/12/2022									
8/15/2022									
8/16/2022			<0.0002	<0.0002		<0.0002	<0.0002		<0.0002
8/17/2022	<0.0002	<0.0002			<0.0002				

Prediction Limit

Constituent: Mercury (mg/L) Analysis Run 6/10/2026 10:44 AM View: Appendix I Interwell

Plant Bowen Client: Southern Company Data: Bowen 1, 2, 9, & 10

	GWC-8Z	GWC-6	GWA-1 (bg)	GWA-2R (bg)	GWC-9	GWA-3A (bg)	GWC-5	GWC-15R	GWA-2 (bg)
8/18/2022									
8/19/2022								<0.0002	
2/13/2023									
2/14/2023									
2/15/2023									
2/16/2023			0.00017 (J)	<0.0002					0.00013 (J)
2/17/2023		<0.0002				0.00013 (J)			
2/20/2023	<0.0002						<0.0002		
2/21/2023					<0.0002				
2/22/2023								<0.0002	
3/16/2023									
7/25/2023									
7/26/2023									
7/27/2023			<0.0002	<0.0002					<0.0002
7/28/2023							<0.0002		
7/31/2023	<0.0002	<0.0002			<0.0002				
8/1/2023						<0.0002			
8/2/2023								<0.0002	
9/26/2023									
2/19/2024									
2/20/2024									
2/21/2024									
2/22/2024			<0.0002			<0.0002			<0.0002
2/26/2024	<0.0002	<0.0002		<0.0002			<0.0002		
2/27/2024					<0.0002				
2/28/2024								<0.0002	
8/1/2024									
8/2/2024									
8/5/2024									
8/6/2024				<0.0002					
8/7/2024			<0.0002						<0.0002
8/8/2024		<0.0002				<0.0002	<0.0002		
8/12/2024	<0.0002				<0.0002				
8/13/2024								<0.0002	
2/25/2025									
2/26/2025						<0.0002			
2/27/2025		<0.0002	<0.0002	<0.0002			<0.0002		<0.0002
2/28/2025	<0.0002				<0.0002				
3/3/2025								<0.0002	
3/4/2025									
5/1/2025									
8/27/2025									
8/28/2025									
8/29/2025									
9/2/2025			<0.0002	<0.0002		<0.0002			<0.0002
9/3/2025	<0.0002	<0.0002			<0.0002		<0.0002		
9/4/2025								<0.0002	
9/24/2025									
10/8/2025									
2/16/2026									
2/17/2026						<0.0002			
2/18/2026			<0.0002	<0.0002	<0.0002				<0.0002

ND substitution: RL or RL/2 if <15% NDs.

Prediction Limit

Constituent: Mercury (mg/L) Analysis Run 6/10/2026 10:44 AM View: Appendix I Interwell

Plant Bowen Client: Southern Company Data: Bowen 1, 2, 9, & 10

	GWC-8Z	GWC-6	GWA-1 (bg)	GWA-2R (bg)	GWC-9	GWA-3A (bg)	GWC-5	GWC-15R	GWA-2 (bg)
2/19/2026	<0.0002						<0.0002		
2/20/2026		<0.0002							
2/24/2026								<0.0002	

ND substitution: RL or RL/2 if <15% NDs.

Prediction Limit

Constituent: Mercury (mg/L) Analysis Run 6/10/2026 10:44 AM View: Appendix I Interwell

Plant Bowen Client: Southern Company Data: Bowen 1, 2, 9, & 10

	GWC-45	GWC-15Z	GWC-14Z	GWC-45R	GWA-50 (bg)	GWA-50R (bg)	GWA-4RZ (bg)	GWC-6RZ	GWC-48
8/21/2007									
8/22/2007									
8/23/2007									
8/24/2007	<0.0002	<0.0002	<0.0002	<0.0002					
10/23/2007	<0.0002			<0.0002					
10/24/2007									
10/25/2007									
10/26/2007									
11/1/2007									
11/2/2007		<0.0002	<0.0002						
11/17/2007			<0.0002						
11/18/2007	<0.0002	<0.0002		<0.0002					
11/19/2007									
11/20/2007									
1/15/2008	<0.0002	<0.0002	<0.0002	<0.0002					
1/16/2008									
1/23/2008									
1/30/2008									
1/31/2008									
3/5/2008	<0.0002		<0.0002	<0.0002					
3/6/2008									
3/10/2008		<0.0002							
3/11/2008									
5/6/2008									
5/7/2008			<0.0002						
5/8/2008									
5/12/2008				<0.0002					
5/13/2008		<0.0002							
5/14/2008	<0.0002								
12/2/2008	<0.0002	<0.0002	<0.0002	<0.0002					
12/4/2008									
12/5/2008									
12/11/2008									
12/12/2008					<0.0002	<0.0002			
12/13/2008									
12/14/2008									
4/15/2009									
4/16/2009			<0.0002						
4/21/2009									
4/22/2009									
4/23/2009					<0.0002	<0.0002			
4/28/2009	<0.0002	<0.0002		<0.0002					
4/29/2009									
5/20/2009							<0.0002		
10/6/2009					<0.0002	<0.0002			
10/7/2009									
10/8/2009									
10/9/2009									
10/13/2009				<0.0002					
10/19/2009							<0.0002		
10/20/2009	<0.0002	<0.0002	<0.0002						
10/21/2009									

Prediction Limit

Constituent: Mercury (mg/L) Analysis Run 6/10/2026 10:44 AM View: Appendix I Interwell

Plant Bowen Client: Southern Company Data: Bowen 1, 2, 9, & 10

	GWC-45	GWC-15Z	GWC-14Z	GWC-45R	GWA-50 (bg)	GWA-50R (bg)	GWA-4RZ (bg)	GWC-6RZ	GWC-48
10/22/2009									
4/20/2010	<0.0002		<0.0002						
4/21/2010				<0.0002					
4/26/2010									
4/27/2010		<0.0002			<0.0002		<0.0002		
4/28/2010									
5/3/2010						<0.0002			
5/4/2010									
9/28/2010	<0.0002								
9/29/2010			<0.0002						
9/30/2010					<0.0002				
10/4/2010				<0.0002			<0.0002		
10/5/2010		<0.0002							
10/6/2010									
10/7/2010									
10/11/2010						<0.0002			
10/12/2010									
4/12/2011	<0.0002		<0.0002						
4/13/2011									
4/14/2011					<0.0002		<0.0002		
4/18/2011				<0.0002					
4/19/2011		<0.0002							
4/20/2011									
4/21/2011									
4/26/2011									
4/27/2011						<0.0002			
4/28/2011									
10/4/2011	<0.0002		<0.0002						
10/5/2011				<0.0002	<0.0002		<0.0002		
10/12/2011		<0.0002							
10/13/2011									
10/17/2011									
10/18/2011									
10/19/2011						<0.0002			
4/3/2012	<0.0002								
4/4/2012			<0.0002						
4/11/2012					<0.0002		<0.0002		
4/23/2012									
4/24/2012									
4/25/2012		<0.0002							
4/30/2012									
5/1/2012						<0.0002			
5/2/2012									
5/3/2012				<0.0002					
10/2/2012					<0.0002	<0.0002	<0.0002		
10/3/2012									
10/8/2012									
10/9/2012									
10/10/2012		<0.0002	<0.0002						
10/15/2012	<0.0002			<0.0002					
4/2/2013									
4/3/2013									

Prediction Limit

Constituent: Mercury (mg/L) Analysis Run 6/10/2026 10:44 AM View: Appendix I Interwell

Plant Bowen Client: Southern Company Data: Bowen 1, 2, 9, & 10

	GWC-45	GWC-15Z	GWC-14Z	GWC-45R	GWA-50 (bg)	GWA-50R (bg)	GWA-4RZ (bg)	GWC-6RZ	GWC-48
4/8/2013									
4/9/2013					<0.0002				
4/10/2013						<0.0002			
4/11/2013							<0.0002		
4/12/2013									
4/15/2013			<0.0002						
4/16/2013	<0.0002	<0.0002		<0.0002					
10/8/2013									
10/9/2013									
10/15/2013					<0.0002				
10/16/2013						<0.0002			
10/21/2013							<0.0002		
10/22/2013	<0.0002	<0.0002	<0.0002	<0.0002					
4/1/2014									
4/2/2014									
4/9/2014									
4/10/2014					<0.0002				
4/11/2014									
4/14/2014									
4/21/2014		<0.0002	<0.0002						
4/22/2014						<0.0002			
4/23/2014	<0.0002			<0.0002			<0.0002		
9/30/2014		<0.0002	<0.0002						
10/1/2014	<0.0002			<0.0002	<0.0002	<0.0002			
10/2/2014									
10/3/2014									
10/4/2014							<0.0002		
3/30/2015					2.02E-05 (J)	<0.0002			
3/31/2015							<0.0002		
4/1/2015									
4/2/2015									
4/3/2015	<0.0002	<0.0002	<0.0002	<0.0002					
5/26/2015								<0.0002	
6/18/2015								<0.0002	
7/2/2015								<0.0002	
8/13/2015								<0.0002	
8/14/2015									
10/6/2015		<0.0002							
10/7/2015	<0.0002		<0.0002						
10/8/2015									
10/9/2015				<0.0002				<0.0002	
10/10/2015									
10/11/2015					<0.0002	<0.0002	<0.0002		
10/12/2015									
10/13/2015									
10/14/2015									
10/15/2015									
3/10/2016									<0.0002
3/11/2016									
3/14/2016									
3/15/2016									
3/16/2016	<0.0002			<0.0002					

Prediction Limit

Constituent: Mercury (mg/L) Analysis Run 6/10/2026 10:44 AM View: Appendix I Interwell

Plant Bowen Client: Southern Company Data: Bowen 1, 2, 9, & 10

	GWC-45	GWC-15Z	GWC-14Z	GWC-45R	GWA-50 (bg)	GWA-50R (bg)	GWA-4RZ (bg)	GWC-6RZ	GWC-48
3/17/2016									
3/22/2016									
3/23/2016									
3/28/2016					<0.0002	<0.0002			
3/29/2016								<0.0002	
3/30/2016									
3/31/2016									
4/4/2016									
4/5/2016		<0.0002	<0.0002						
5/11/2016									
5/12/2016									
5/13/2016									
5/16/2016	<0.0002			<0.0002					
5/17/2016									<0.0002
5/18/2016									
5/19/2016									
5/20/2016									
5/23/2016					<0.0002				
5/24/2016								<0.0002	
5/25/2016						<0.0002			
5/26/2016									
5/27/2016									
5/31/2016		<0.0002							
6/1/2016			<0.0002						
7/19/2016									
7/20/2016									
7/21/2016									
7/22/2016									
7/25/2016	<0.0002			<0.0002					
7/26/2016									
7/27/2016									<0.0002
7/28/2016									
7/29/2016									
8/1/2016					<0.0002	<0.0002		<0.0002	
8/2/2016									
8/3/2016									
8/4/2016									
8/5/2016									
8/9/2016			<0.0002						
9/15/2016									
9/16/2016									
9/19/2016	<0.0002			<0.0002					
9/20/2016									<0.0002
9/21/2016									
9/22/2016									
9/23/2016									
9/26/2016					<0.0002	<0.0002		<0.0002	
9/27/2016									
9/28/2016									
9/29/2016									
9/30/2016									
11/2/2016									

ND substitution: RL or RL/2 if <15% NDs.

Prediction Limit

Constituent: Mercury (mg/L) Analysis Run 6/10/2026 10:44 AM View: Appendix I Interwell

Plant Bowen Client: Southern Company Data: Bowen 1, 2, 9, & 10

	GWC-45	GWC-15Z	GWC-14Z	GWC-45R	GWA-50 (bg)	GWA-50R (bg)	GWA-4RZ (bg)	GWC-6RZ	GWC-48
11/3/2016				<0.0002					
11/4/2016	<0.0002								<0.0002
11/7/2016									
11/9/2016									
11/10/2016					<0.0002				
11/11/2016						<0.0002			
11/14/2016								<0.0002	
11/18/2016									
11/21/2016									
11/22/2016									
11/23/2016		6E-05 (J)							
11/28/2016			<0.0002						
1/17/2017									
1/18/2017									
1/19/2017									
1/20/2017				<0.0002					
1/23/2017	<0.0002								<0.0002
1/24/2017									
1/30/2017					<0.0002	<0.0002			
1/31/2017									
2/1/2017								8E-05 (J)	
2/3/2017									
2/6/2017									
2/7/2017									
2/8/2017									
2/9/2017			<0.0002						
2/10/2017		<0.0002							
2/13/2017									
2/21/2017									
2/22/2017							<0.0002		
3/24/2017									
3/27/2017									
3/28/2017									<0.0002
3/29/2017	7E-05 (J)			7E-05 (J)					
3/30/2017									
4/3/2017						<0.0002			
4/6/2017								<0.0002	
4/7/2017					0.00015 (J)		0.00012 (J)		
4/10/2017									
4/11/2017		<0.0002	<0.0002						
4/12/2017									
5/24/2017									
6/5/2017									
6/6/2017									
6/7/2017	<0.0002			<0.0002					
6/8/2017									<0.0002
6/9/2017									
6/12/2017					5E-05 (J)	4E-05 (J)			
6/13/2017								7E-05 (J)	
6/14/2017			8E-05 (J)				7.2E-05 (J)		
6/15/2017		7E-05 (J)							
6/16/2017									

ND substitution: RL or RL/2 if <15% NDs.

Prediction Limit

Constituent: Mercury (mg/L) Analysis Run 6/10/2026 10:44 AM View: Appendix I Interwell

Plant Bowen Client: Southern Company Data: Bowen 1, 2, 9, & 10

	GWC-45	GWC-15Z	GWC-14Z	GWC-45R	GWA-50 (bg)	GWA-50R (bg)	GWA-4RZ (bg)	GWC-6RZ	GWC-48
7/12/2017		<0.0002	<0.0002				<0.0002		
7/14/2017									
7/17/2017									
7/20/2017							<0.0002		
7/26/2017		<0.0002							
7/27/2017									
7/28/2017							<0.0002		
8/9/2017							<0.0002		
8/10/2017									
8/24/2017							<0.0002		
9/22/2017									
9/25/2017									
9/26/2017									
9/27/2017	<0.0002			<0.0002					
9/29/2017									<0.0002
10/2/2017					<0.0002	<0.0002			
10/3/2017							<0.0002	<0.0002	
10/4/2017									
10/5/2017			<0.0002						
10/6/2017		<0.0002							
10/9/2017									
3/14/2018									
3/15/2018	<0.0002			<0.0002					<0.0002
3/16/2018					<0.0002	<0.0002			
3/19/2018									
3/20/2018								<0.0002	
3/21/2018							<0.0002		
3/22/2018			<0.0002						
3/23/2018		<0.0002							
9/12/2018									
9/13/2018	<0.0002			<0.0002					6.2E-05 (J)
9/14/2018									
9/17/2018					<0.0002			<0.0002	
9/18/2018						<0.0002	4.1E-05 (J)		
9/19/2018		4.8E-05 (J)	5.8E-05 (J)						
9/20/2018									
3/13/2019									
3/14/2019	<0.0002			<0.0002					
3/15/2019									<0.0002
3/18/2019									
3/19/2019					<0.0002	<0.0002			
3/20/2019									
3/21/2019							6.8E-05 (J)	3.9E-05 (J)	
3/22/2019		0.00012 (J)	0.00014 (J)						
3/23/2019									
3/25/2019									
3/27/2019									
5/6/2019									
9/9/2019									
9/10/2019									
9/11/2019	<0.0002			<0.0002					<0.0002
9/12/2019						<0.0002			

Prediction Limit

Constituent: Mercury (mg/L) Analysis Run 6/10/2026 10:44 AM View: Appendix I Interwell

Plant Bowen Client: Southern Company Data: Bowen 1, 2, 9, & 10

	GWC-45	GWC-15Z	GWC-14Z	GWC-45R	GWA-50 (bg)	GWA-50R (bg)	GWA-4RZ (bg)	GWC-6RZ	GWC-48
9/13/2019					<0.0002		<0.0002		
9/16/2019								<0.0002	
9/17/2019		<0.0002	<0.0002						
9/18/2019									
9/19/2019									
3/6/2020									
3/9/2020									<0.0002
3/10/2020	<0.0002			<0.0002					
3/11/2020					<0.0002	<0.0002			
3/12/2020							<0.0002	<0.0002	
3/13/2020		<0.0002	<0.0002						
3/16/2020									
3/17/2020									
9/10/2020									
9/11/2020	<0.0002			<0.0002					
9/14/2020									0.00015 (J)
9/15/2020						<0.0002			
9/16/2020					<0.0002			<0.0002	
9/17/2020							<0.0002		
9/21/2020		<0.0002	<0.0002						
9/22/2020									
3/10/2021									
3/11/2021	<0.0002			<0.0002					0.0002 (J)
3/12/2021									
3/15/2021									
3/16/2021							<0.0002		
3/17/2021					<0.0002	<0.0002		<0.0002	
3/18/2021		<0.0002	<0.0002						
3/19/2021									
3/29/2021									
8/4/2021									0.0005
8/5/2021									
8/6/2021	<0.0002			<0.0002					
8/9/2021					<0.0002	<0.0002			
8/10/2021							<0.0002	<0.0002	
8/11/2021		<0.0002	<0.0002						
8/12/2021									
10/28/2021									
1/31/2022									0.00039
2/1/2022	<0.0002			<0.0002	<0.0002				
2/2/2022						<0.0002		<0.0002	
2/3/2022							<0.0002		
2/4/2022			<0.0002						
2/7/2022		<0.0002							
2/17/2022									
4/28/2022									0.0004
8/10/2022									
8/11/2022									
8/12/2022	<0.0002			<0.0002					
8/15/2022									0.00038
8/16/2022					<0.0002				
8/17/2022						<0.0002	<0.0002	<0.0002	

ND substitution: RL or RL/2 if <15% NDs.

Prediction Limit

Constituent: Mercury (mg/L) Analysis Run 6/10/2026 10:44 AM View: Appendix I Interwell

Plant Bowen Client: Southern Company Data: Bowen 1, 2, 9, & 10

	GWC-45	GWC-15Z	GWC-14Z	GWC-45R	GWA-50 (bg)	GWA-50R (bg)	GWA-4RZ (bg)	GWC-6RZ	GWC-48
8/18/2022			<0.0002						
8/19/2022		<0.0002							
2/13/2023									
2/14/2023									
2/15/2023	<0.0002			<0.0002					0.00064
2/16/2023					<0.0002	<0.0002			
2/17/2023							<0.0002	<0.0002	
2/20/2023									
2/21/2023									
2/22/2023		<0.0002	<0.0002						
3/16/2023									0.00045
7/25/2023									
7/26/2023	<0.0002			<0.0002					0.00064
7/27/2023									
7/28/2023					<0.0002	<0.0002	<0.0002	<0.0002	
7/31/2023									
8/1/2023		<0.0002	<0.0002						
8/2/2023									
9/26/2023									0.00067
2/19/2024									
2/20/2024	<0.0002			<0.0002					
2/21/2024									0.00071
2/22/2024					<0.0002	<0.0002			
2/26/2024								<0.0002	
2/27/2024							<0.0002		
2/28/2024		<0.0002	<0.0002						
8/1/2024									
8/2/2024									
8/5/2024	<0.0002			<0.0002					0.00046
8/6/2024									
8/7/2024									
8/8/2024					<0.0002	<0.0002	<0.0002	<0.0002	
8/12/2024									
8/13/2024		<0.0002	<0.0002						
2/25/2025									
2/26/2025	<0.0002			<0.0002					0.00062
2/27/2025					<0.0002			<0.0002	
2/28/2025						<0.0002	<0.0002		
3/3/2025		<0.0002	<0.0002						
3/4/2025									
5/1/2025									0.00049
8/27/2025									
8/28/2025									
8/29/2025									0.00051
9/2/2025	<0.0002			<0.0002	<0.0002	<0.0002		<0.0002	
9/3/2025							<0.0002		
9/4/2025		<0.0002	<0.0002						
9/24/2025									
10/8/2025									0.00076 (R)
2/16/2026									
2/17/2026	<0.0002			<0.0002	<0.0002	<0.0002			0.0006
2/18/2026							<0.0002		

Prediction Limit

Constituent: Mercury (mg/L) Analysis Run 6/10/2026 10:44 AM View: Appendix I Interwell

Plant Bowen Client: Southern Company Data: Bowen 1, 2, 9, & 10

	GWC-45	GWC-15Z	GWC-14Z	GWC-45R	GWA-50 (bg)	GWA-50R (bg)	GWA-4RZ (bg)	GWC-6RZ	GWC-48
2/19/2026									
2/20/2026								<0.0002	
2/24/2026		<0.0002	<0.0002						

ND substitution: RL or RL/2 if <15% NDs.

Prediction Limit

Constituent: Mercury (mg/L) Analysis Run 6/10/2026 10:44 AM View: Appendix I Interwell

Plant Bowen Client: Southern Company Data: Bowen 1, 2, 9, & 10

	GWC-46R	GWC-47	GWC-47R	GWA-43 (bg)	GWA-42 (bg)	GWA-43R (bg)	GWA-39Z (bg)	GWA-40 (bg)	GWA-41R (bg)
8/21/2007									
8/22/2007									
8/23/2007									
8/24/2007									
10/23/2007									
10/24/2007									
10/25/2007									
10/26/2007									
11/1/2007									
11/2/2007									
11/17/2007									
11/18/2007									
11/19/2007									
11/20/2007									
1/15/2008									
1/16/2008									
1/23/2008									
1/30/2008									
1/31/2008									
3/5/2008									
3/6/2008									
3/10/2008									
3/11/2008									
5/6/2008									
5/7/2008									
5/8/2008									
5/12/2008									
5/13/2008									
5/14/2008									
12/2/2008									
12/4/2008									
12/5/2008									
12/11/2008									
12/12/2008									
12/13/2008									
12/14/2008									
4/15/2009									
4/16/2009									
4/21/2009									
4/22/2009									
4/23/2009									
4/28/2009									
4/29/2009									
5/20/2009									
10/6/2009									
10/7/2009									
10/8/2009									
10/9/2009									
10/13/2009									
10/19/2009									
10/20/2009									
10/21/2009									

Prediction Limit

Constituent: Mercury (mg/L) Analysis Run 6/10/2026 10:44 AM View: Appendix I Interwell

Plant Bowen Client: Southern Company Data: Bowen 1, 2, 9, & 10

	GWC-46R	GWC-47	GWC-47R	GWA-43 (bg)	GWA-42 (bg)	GWA-43R (bg)	GWA-39Z (bg)	GWA-40 (bg)	GWA-41R (bg)
10/22/2009									
4/20/2010									
4/21/2010									
4/26/2010									
4/27/2010									
4/28/2010									
5/3/2010									
5/4/2010									
9/28/2010									
9/29/2010									
9/30/2010									
10/4/2010									
10/5/2010									
10/6/2010									
10/7/2010									
10/11/2010									
10/12/2010									
4/12/2011									
4/13/2011									
4/14/2011									
4/18/2011									
4/19/2011									
4/20/2011									
4/21/2011									
4/26/2011									
4/27/2011									
4/28/2011									
10/4/2011									
10/5/2011									
10/12/2011									
10/13/2011									
10/17/2011									
10/18/2011									
10/19/2011									
4/3/2012									
4/4/2012									
4/11/2012									
4/23/2012									
4/24/2012									
4/25/2012									
4/30/2012									
5/1/2012									
5/2/2012									
5/3/2012									
10/2/2012									
10/3/2012									
10/8/2012									
10/9/2012									
10/10/2012									
10/15/2012									
4/2/2013									
4/3/2013									

Prediction Limit

Constituent: Mercury (mg/L) Analysis Run 6/10/2026 10:44 AM View: Appendix I Interwell

Plant Bowen Client: Southern Company Data: Bowen 1, 2, 9, & 10

	GWC-46R	GWC-47	GWC-47R	GWA-43 (bg)	GWA-42 (bg)	GWA-43R (bg)	GWA-39Z (bg)	GWA-40 (bg)	GWA-41R (bg)
4/8/2013									
4/9/2013									
4/10/2013									
4/11/2013									
4/12/2013									
4/15/2013									
4/16/2013									
10/8/2013									
10/9/2013									
10/15/2013									
10/16/2013									
10/21/2013									
10/22/2013									
4/1/2014									
4/2/2014									
4/9/2014									
4/10/2014									
4/11/2014									
4/14/2014									
4/21/2014									
4/22/2014									
4/23/2014									
9/30/2014									
10/1/2014									
10/2/2014									
10/3/2014									
10/4/2014									
3/30/2015									
3/31/2015									
4/1/2015									
4/2/2015									
4/3/2015									
5/26/2015									
6/18/2015									
7/2/2015									
8/13/2015									
8/14/2015									
10/6/2015									
10/7/2015									
10/8/2015									
10/9/2015									
10/10/2015									
10/11/2015									
10/12/2015									
10/13/2015									
10/14/2015									
10/15/2015									
3/10/2016	<0.0002	<0.0002	<0.0002						
3/11/2016				<0.0002	<0.0002	<0.0002			
3/14/2016							<0.0002		
3/15/2016								<0.0002	<0.0002
3/16/2016									

Prediction Limit

Constituent: Mercury (mg/L) Analysis Run 6/10/2026 10:44 AM View: Appendix I Interwell

Plant Bowen Client: Southern Company Data: Bowen 1, 2, 9, & 10

	GWC-46R	GWC-47	GWC-47R	GWA-43 (bg)	GWA-42 (bg)	GWA-43R (bg)	GWA-39Z (bg)	GWA-40 (bg)	GWA-41R (bg)
3/17/2016									
3/22/2016									
3/23/2016									
3/28/2016									
3/29/2016									
3/30/2016									
3/31/2016									
4/4/2016									
4/5/2016									
5/11/2016							<0.0002	<0.0002	
5/12/2016									
5/13/2016				<0.0002		<0.0002			<0.0002
5/16/2016					<0.0002				
5/17/2016	<0.0002								
5/18/2016		<0.0002	<0.0002						
5/19/2016									
5/20/2016									
5/23/2016									
5/24/2016									
5/25/2016									
5/26/2016									
5/27/2016									
5/31/2016									
6/1/2016									
7/19/2016				<0.0002		<0.0002	<0.0002		
7/20/2016									
7/21/2016								<0.0002	<0.0002
7/22/2016					<0.0002				
7/25/2016									
7/26/2016	<0.0002								
7/27/2016		<0.0002	<0.0002						
7/28/2016									
7/29/2016									
8/1/2016									
8/2/2016									
8/3/2016									
8/4/2016									
8/5/2016									
8/9/2016									
9/15/2016							<0.0002	<0.0002	
9/16/2016				<0.0002		<0.0002			
9/19/2016					<0.0002				
9/20/2016	<0.0002	<0.0002	<0.0002						
9/21/2016									<0.0002
9/22/2016									
9/23/2016									
9/26/2016									
9/27/2016									
9/28/2016									
9/29/2016									
9/30/2016									
11/2/2016				<0.0002		<0.0002	<0.0002		

ND substitution: RL or RL/2 if <15% NDs.

Prediction Limit

Constituent: Mercury (mg/L) Analysis Run 6/10/2026 10:44 AM View: Appendix I Interwell

Plant Bowen Client: Southern Company Data: Bowen 1, 2, 9, & 10

	GWC-46R	GWC-47	GWC-47R	GWA-43 (bg)	GWA-42 (bg)	GWA-43R (bg)	GWA-39Z (bg)	GWA-40 (bg)	GWA-41R (bg)
11/3/2016					<0.0002			<0.0002	<0.0002
11/4/2016	<0.0002		<0.0002						
11/7/2016		<0.0002							
11/9/2016									
11/10/2016									
11/11/2016									
11/14/2016									
11/18/2016									
11/21/2016									
11/22/2016									
11/23/2016									
11/28/2016									
1/17/2017					<0.0002			<0.0002	<0.0002
1/18/2017				<0.0002		<0.0002	<0.0002		
1/19/2017									
1/20/2017	<0.0002		<0.0002						
1/23/2017		<0.0002							
1/24/2017									
1/30/2017									
1/31/2017									
2/1/2017									
2/3/2017									
2/6/2017									
2/7/2017									
2/8/2017									
2/9/2017									
2/10/2017									
2/13/2017									
2/21/2017									
2/22/2017									
3/24/2017								<0.0002	
3/27/2017					<0.0002				<0.0002
3/28/2017	<0.0002			<0.0002		<0.0002	<0.0002		
3/29/2017		7E-05 (J)	6E-05 (J)						
3/30/2017									
4/3/2017									
4/6/2017									
4/7/2017									
4/10/2017									
4/11/2017									
4/12/2017									
5/24/2017								<0.0002	
6/5/2017									
6/6/2017				<0.0002		<0.0002			<0.0002
6/7/2017	<0.0002				<0.0002		<0.0002		
6/8/2017		<0.0002	<0.0002						
6/9/2017									
6/12/2017									
6/13/2017									
6/14/2017									
6/15/2017									
6/16/2017									

Prediction Limit

Constituent: Mercury (mg/L) Analysis Run 6/10/2026 10:44 AM View: Appendix I Interwell

Plant Bowen Client: Southern Company Data: Bowen 1, 2, 9, & 10

	GWC-46R	GWC-47	GWC-47R	GWA-43 (bg)	GWA-42 (bg)	GWA-43R (bg)	GWA-39Z (bg)	GWA-40 (bg)	GWA-41R (bg)
7/12/2017									
7/14/2017									
7/17/2017									
7/20/2017									
7/26/2017									
7/27/2017									
7/28/2017									
8/9/2017									
8/10/2017									
8/24/2017									
9/22/2017				<0.0002		<0.0002			
9/25/2017									<0.0002
9/26/2017					<0.0002		<0.0002	<0.0002	
9/27/2017		<0.0002	<0.0002						
9/29/2017	<0.0002								
10/2/2017									
10/3/2017									
10/4/2017									
10/5/2017									
10/6/2017									
10/9/2017									
3/14/2018				<0.0002	<0.0002		<0.0002	<0.0002	<0.0002
3/15/2018	<0.0002	<0.0002				<0.0002			
3/16/2018			<0.0002						
3/19/2018									
3/20/2018									
3/21/2018									
3/22/2018									
3/23/2018									
9/12/2018				<0.0002		3.9E-05 (J)	<0.0002	3.8E-05 (J)	<0.0002
9/13/2018	<0.0002	<0.0002	<0.0002						
9/14/2018					3.8E-05 (J)				
9/17/2018									
9/18/2018									
9/19/2018									
9/20/2018									
3/13/2019				<0.0002		<0.0002		<0.0002	
3/14/2019					<0.0002				<0.0002
3/15/2019		<0.0002					<0.0002		
3/18/2019	<0.0002								
3/19/2019			5E-05 (J)						
3/20/2019									
3/21/2019									
3/22/2019									
3/23/2019									
3/25/2019									
3/27/2019									
5/6/2019									
9/9/2019							<0.0002	<0.0002	
9/10/2019					<0.0002				<0.0002
9/11/2019	<0.0002		<0.0002	<0.0002		<0.0002			
9/12/2019		<0.0002							

Prediction Limit

Constituent: Mercury (mg/L) Analysis Run 6/10/2026 10:44 AM View: Appendix I Interwell

Plant Bowen Client: Southern Company Data: Bowen 1, 2, 9, & 10

	GWC-46R	GWC-47	GWC-47R	GWA-43 (bg)	GWA-42 (bg)	GWA-43R (bg)	GWA-39Z (bg)	GWA-40 (bg)	GWA-41R (bg)
9/13/2019									
9/16/2019									
9/17/2019									
9/18/2019									
9/19/2019									
3/6/2020					<0.0002				
3/9/2020		<0.0002	<0.0002	<0.0002		<0.0002	<0.0002	<0.0002	<0.0002
3/10/2020	<0.0002								
3/11/2020									
3/12/2020									
3/13/2020									
3/16/2020									
3/17/2020									
9/10/2020					<0.0002		<0.0002		<0.0002
9/11/2020				<0.0002				<0.0002	
9/14/2020	<0.0002	<0.0002				<0.0002			
9/15/2020			<0.0002						
9/16/2020									
9/17/2020									
9/21/2020									
9/22/2020									
3/10/2021								<0.0002	<0.0002
3/11/2021	<0.0002	<0.0002	<0.0002	<0.0002	<0.0002	<0.0002			
3/12/2021							<0.0002		
3/15/2021									
3/16/2021									
3/17/2021									
3/18/2021									
3/19/2021									
3/29/2021									
8/4/2021					8E-05 (J)		0.00012 (J)	9.4E-05 (J)	9.4E-05 (J)
8/5/2021	0.00015 (J)	0.00021	0.00023			9.6E-05 (J)			
8/6/2021				<0.0002					
8/9/2021									
8/10/2021									
8/11/2021									
8/12/2021									
10/28/2021		<0.0002	<0.0002						
1/31/2022	<0.0002			<0.0002	<0.0002	<0.0002	<0.0002	<0.0002	<0.0002
2/1/2022		<0.0002	<0.0002						
2/2/2022									
2/3/2022									
2/4/2022									
2/7/2022									
2/17/2022									
4/28/2022									
8/10/2022					<0.0002	<0.0002	<0.0002		
8/11/2022				<0.0002					<0.0002
8/12/2022								<0.0002	
8/15/2022	<0.0002	<0.0002	<0.0002						
8/16/2022									
8/17/2022									

ND substitution: RL or RL/2 if <15% NDs.

Prediction Limit

Constituent: Mercury (mg/L) Analysis Run 6/10/2026 10:44 AM View: Appendix I Interwell

Plant Bowen Client: Southern Company Data: Bowen 1, 2, 9, & 10

	GWC-46R	GWC-47	GWC-47R	GWA-43 (bg)	GWA-42 (bg)	GWA-43R (bg)	GWA-39Z (bg)	GWA-40 (bg)	GWA-41R (bg)
8/18/2022									
8/19/2022									
2/13/2023					0.00014 (J)	<0.0002	<0.0002	<0.0002	0.00013 (J)
2/14/2023	<0.0002			<0.0002					
2/15/2023		<0.0002	0.00013 (J)						
2/16/2023									
2/17/2023									
2/20/2023									
2/21/2023									
2/22/2023									
3/16/2023									
7/25/2023				<0.0002		<0.0002			<0.0002
7/26/2023	<0.0002				<0.0002		<0.0002	<0.0002	
7/27/2023		<0.0002	<0.0002						
7/28/2023									
7/31/2023									
8/1/2023									
8/2/2023									
9/26/2023									
2/19/2024							<0.0002	<0.0002	<0.0002
2/20/2024				<0.0002	<0.0002	<0.0002			
2/21/2024	<0.0002	<0.0002	<0.0002						
2/22/2024									
2/26/2024									
2/27/2024									
2/28/2024									
8/1/2024					<0.0002		<0.0002	<0.0002	<0.0002
8/2/2024				<0.0002		<0.0002			
8/5/2024	<0.0002	<0.0002	<0.0002						
8/6/2024									
8/7/2024									
8/8/2024									
8/12/2024									
8/13/2024									
2/25/2025				<0.0002	<0.0002	<0.0002	<0.0002	<0.0002	<0.0002
2/26/2025	<0.0002	<0.0002	<0.0002						
2/27/2025									
2/28/2025									
3/3/2025									
3/4/2025									
5/1/2025									
8/27/2025								<0.0002	<0.0002
8/28/2025		<0.0002		<0.0002	<0.0002	<0.0002	<0.0002		
8/29/2025	<0.0002								
9/2/2025			<0.0002						
9/3/2025									
9/4/2025									
9/24/2025	<0.0002								
10/8/2025									
2/16/2026	<0.0002			<0.0002	<0.0002	<0.0002		0.00014 (J)	<0.0002
2/17/2026		<0.0002	<0.0002						
2/18/2026							<0.0002		

ND substitution: RL or RL/2 if <15% NDs.

Prediction Limit

Constituent: Mercury (mg/L) Analysis Run 6/10/2026 10:44 AM View: Appendix I Interwell

Plant Bowen Client: Southern Company Data: Bowen 1, 2, 9, & 10

	GWC-46R	GWC-47	GWC-47R	GWA-43 (bg)	GWA-42 (bg)	GWA-43R (bg)	GWA-39Z (bg)	GWA-40 (bg)	GWA-41R (bg)
2/19/2026									
2/20/2026									
2/24/2026									

Prediction Limit

Constituent: Mercury (mg/L) Analysis Run 6/10/2026 10:44 AM View: Appendix I Interwell

Plant Bowen Client: Southern Company Data: Bowen 1, 2, 9, & 10

	GWA-41 (bg)	GWC-44	GWC-49R	GWC-49Z	GWA-39RZ (bg)
8/21/2007					
8/22/2007					
8/23/2007					
8/24/2007					
10/23/2007					
10/24/2007					
10/25/2007					
10/26/2007					
11/1/2007					
11/2/2007					
11/17/2007					
11/18/2007					
11/19/2007					
11/20/2007					
1/15/2008					
1/16/2008					
1/23/2008					
1/30/2008					
1/31/2008					
3/5/2008					
3/6/2008					
3/10/2008					
3/11/2008					
5/6/2008					
5/7/2008					
5/8/2008					
5/12/2008					
5/13/2008					
5/14/2008					
12/2/2008					
12/4/2008					
12/5/2008					
12/11/2008					
12/12/2008					
12/13/2008					
12/14/2008					
4/15/2009					
4/16/2009					
4/21/2009					
4/22/2009					
4/23/2009					
4/28/2009					
4/29/2009					
5/20/2009					
10/6/2009					
10/7/2009					
10/8/2009					
10/9/2009					
10/13/2009					
10/19/2009					
10/20/2009					
10/21/2009					

Prediction Limit

Constituent: Mercury (mg/L) Analysis Run 6/10/2026 10:44 AM View: Appendix I Interwell

Plant Bowen Client: Southern Company Data: Bowen 1, 2, 9, & 10

	GWA-41 (bg)	GWC-44	GWC-49R	GWC-49Z	GWA-39RZ (bg)
10/22/2009					
4/20/2010					
4/21/2010					
4/26/2010					
4/27/2010					
4/28/2010					
5/3/2010					
5/4/2010					
9/28/2010					
9/29/2010					
9/30/2010					
10/4/2010					
10/5/2010					
10/6/2010					
10/7/2010					
10/11/2010					
10/12/2010					
4/12/2011					
4/13/2011					
4/14/2011					
4/18/2011					
4/19/2011					
4/20/2011					
4/21/2011					
4/26/2011					
4/27/2011					
4/28/2011					
10/4/2011					
10/5/2011					
10/12/2011					
10/13/2011					
10/17/2011					
10/18/2011					
10/19/2011					
4/3/2012					
4/4/2012					
4/11/2012					
4/23/2012					
4/24/2012					
4/25/2012					
4/30/2012					
5/1/2012					
5/2/2012					
5/3/2012					
10/2/2012					
10/3/2012					
10/8/2012					
10/9/2012					
10/10/2012					
10/15/2012					
4/2/2013					
4/3/2013					

Prediction Limit

Constituent: Mercury (mg/L) Analysis Run 6/10/2026 10:44 AM View: Appendix I Interwell

Plant Bowen Client: Southern Company Data: Bowen 1, 2, 9, & 10

	GWA-41 (bg)	GWC-44	GWC-49R	GWC-49Z	GWA-39RZ (bg)
4/8/2013					
4/9/2013					
4/10/2013					
4/11/2013					
4/12/2013					
4/15/2013					
4/16/2013					
10/8/2013					
10/9/2013					
10/15/2013					
10/16/2013					
10/21/2013					
10/22/2013					
4/1/2014					
4/2/2014					
4/9/2014					
4/10/2014					
4/11/2014					
4/14/2014					
4/21/2014					
4/22/2014					
4/23/2014					
9/30/2014					
10/1/2014					
10/2/2014					
10/3/2014					
10/4/2014					
3/30/2015					
3/31/2015					
4/1/2015					
4/2/2015					
4/3/2015					
5/26/2015					
6/18/2015					
7/2/2015					
8/13/2015					
8/14/2015					
10/6/2015					
10/7/2015					
10/8/2015					
10/9/2015					
10/10/2015					
10/11/2015					
10/12/2015					
10/13/2015					
10/14/2015					
10/15/2015					
3/10/2016					
3/11/2016					
3/14/2016					
3/15/2016	<0.0002				
3/16/2016		<0.0002			

ND substitution: RL or RL/2 if <15% NDs.

Prediction Limit

Constituent: Mercury (mg/L) Analysis Run 6/10/2026 10:44 AM View: Appendix I Interwell

Plant Bowen Client: Southern Company Data: Bowen 1, 2, 9, & 10

	GWA-41 (bg)	GWC-44	GWC-49R	GWC-49Z	GWA-39RZ (bg)
3/17/2016			<0.0002	<0.0002	
3/22/2016					
3/23/2016					
3/28/2016					
3/29/2016					
3/30/2016					
3/31/2016					
4/4/2016					
4/5/2016					
5/11/2016					
5/12/2016	<0.0002				
5/13/2016					
5/16/2016		<0.0002			
5/17/2016					
5/18/2016			<0.0002	<0.0002	
5/19/2016					
5/20/2016					
5/23/2016					
5/24/2016					
5/25/2016					
5/26/2016					
5/27/2016					
5/31/2016					
6/1/2016					
7/19/2016					
7/20/2016	<0.0002				
7/21/2016					
7/22/2016					
7/25/2016		<0.0002			
7/26/2016					
7/27/2016			<0.0002		
7/28/2016				<0.0002	
7/29/2016					
8/1/2016					
8/2/2016					
8/3/2016					
8/4/2016					
8/5/2016					
8/9/2016					
9/15/2016	<0.0002				
9/16/2016					
9/19/2016		<0.0002			
9/20/2016					
9/21/2016			<0.0002	<0.0002	
9/22/2016					
9/23/2016					
9/26/2016					
9/27/2016					
9/28/2016					
9/29/2016					
9/30/2016					
11/2/2016					

ND substitution: RL or RL/2 if <15% NDs.

Prediction Limit

Constituent: Mercury (mg/L) Analysis Run 6/10/2026 10:44 AM View: Appendix I Interwell

Plant Bowen Client: Southern Company Data: Bowen 1, 2, 9, & 10

	GWA-41 (bg)	GWC-44	GWC-49R	GWC-49Z	GWA-39RZ (bg)
11/3/2016	<0.0002	<0.0002			
11/4/2016			<0.0002		
11/7/2016				<0.0002	
11/9/2016					
11/10/2016					
11/11/2016					
11/14/2016					
11/18/2016					
11/21/2016					
11/22/2016					
11/23/2016					
11/28/2016					
1/17/2017					
1/18/2017	<0.0002				
1/19/2017		<0.0002			
1/20/2017					
1/23/2017					
1/24/2017			5E-05 (J)	5E-05 (J)	
1/30/2017					
1/31/2017					
2/1/2017					
2/3/2017					
2/6/2017					
2/7/2017					
2/8/2017					
2/9/2017					
2/10/2017					
2/13/2017					
2/21/2017					<0.0002
2/22/2017					
3/24/2017	<0.0002				
3/27/2017					<0.0002
3/28/2017		<0.0002			
3/29/2017			7E-05 (J)		
3/30/2017				6.5E-05 (J)	
4/3/2017					
4/6/2017					
4/7/2017					
4/10/2017					
4/11/2017					
4/12/2017					
5/24/2017					
6/5/2017		<0.0002			
6/6/2017	<0.0002				
6/7/2017					
6/8/2017			<0.0002		<0.0002
6/9/2017				<0.0002	
6/12/2017					
6/13/2017					
6/14/2017					
6/15/2017					
6/16/2017					

Prediction Limit

Constituent: Mercury (mg/L) Analysis Run 6/10/2026 10:44 AM View: Appendix I Interwell

Plant Bowen Client: Southern Company Data: Bowen 1, 2, 9, & 10

	GWA-41 (bg)	GWC-44	GWC-49R	GWC-49Z	GWA-39RZ (bg)
7/12/2017					
7/14/2017					
7/17/2017					<0.0002
7/20/2017					
7/26/2017					
7/27/2017					<0.0002
7/28/2017					
8/9/2017					<0.0002
8/10/2017					
8/24/2017					
9/22/2017					
9/25/2017	<0.0002				
9/26/2017		<0.0002			
9/27/2017					
9/29/2017			4E-05 (J)	<0.0002	<0.0002
10/2/2017					
10/3/2017					
10/4/2017					
10/5/2017					
10/6/2017					
10/9/2017					
3/14/2018	<0.0002				
3/15/2018		<0.0002	<0.0002	<0.0002	
3/16/2018					<0.0002
3/19/2018					
3/20/2018					
3/21/2018					
3/22/2018					
3/23/2018					
9/12/2018	<0.0002	<0.0002			
9/13/2018			<0.0002		
9/14/2018				<0.0002	4.1E-05 (J)
9/17/2018					
9/18/2018					
9/19/2018					
9/20/2018					
3/13/2019					
3/14/2019	<0.0002	<0.0002			<0.0002
3/15/2019					
3/18/2019			<0.0002		
3/19/2019				4.5E-05 (J)	
3/20/2019					
3/21/2019					
3/22/2019					
3/23/2019					
3/25/2019					
3/27/2019					
5/6/2019					
9/9/2019					
9/10/2019	<0.0002				
9/11/2019		<0.0002	<0.0002	<0.0002	<0.0002
9/12/2019					

Prediction Limit

Constituent: Mercury (mg/L) Analysis Run 6/10/2026 10:44 AM View: Appendix I Interwell

Plant Bowen Client: Southern Company Data: Bowen 1, 2, 9, & 10

	GWA-41 (bg)	GWC-44	GWC-49R	GWC-49Z	GWA-39RZ (bg)
9/13/2019					
9/16/2019					
9/17/2019					
9/18/2019					
9/19/2019					
3/6/2020	<0.0002				
3/9/2020				<0.0002	<0.0002
3/10/2020		<0.0002			
3/11/2020			<0.0002		
3/12/2020					
3/13/2020					
3/16/2020					
3/17/2020					
9/10/2020	<0.0002				
9/11/2020			<0.0002		
9/14/2020				<0.0002	
9/15/2020		<0.0002			
9/16/2020					<0.0002
9/17/2020					
9/21/2020					
9/22/2020					
3/10/2021					
3/11/2021	<0.0002	<0.0002			
3/12/2021					
3/15/2021			<0.0002	<0.0002	
3/16/2021					<0.0002
3/17/2021					
3/18/2021					
3/19/2021					
3/29/2021					
8/4/2021	9E-05 (J)	8.7E-05 (J)			
8/5/2021				0.0002	
8/6/2021					<0.0002
8/9/2021					
8/10/2021					
8/11/2021			<0.0002		
8/12/2021					
10/28/2021					
1/31/2022	<0.0002	<0.0002			
2/1/2022			<0.0002	<0.0002	
2/2/2022					<0.0002
2/3/2022					
2/4/2022					
2/7/2022					
2/17/2022					
4/28/2022					
8/10/2022					
8/11/2022	<0.0002				
8/12/2022					
8/15/2022		<0.0002	<0.0002	<0.0002	
8/16/2022					<0.0002
8/17/2022					

Prediction Limit

Constituent: Mercury (mg/L) Analysis Run 6/10/2026 10:44 AM View: Appendix I Interwell

Plant Bowen Client: Southern Company Data: Bowen 1, 2, 9, & 10

	GWA-41 (bg)	GWC-44	GWC-49R	GWC-49Z	GWA-39RZ (bg)
8/18/2022					
8/19/2022					
2/13/2023	0.00017 (J)				
2/14/2023		<0.0002	<0.0002	<0.0002	<0.0002
2/15/2023					
2/16/2023					
2/17/2023					
2/20/2023					
2/21/2023					
2/22/2023					
3/16/2023					
7/25/2023	<0.0002				<0.0002
7/26/2023		<0.0002			
7/27/2023			<0.0002	<0.0002	
7/28/2023					
7/31/2023					
8/1/2023					
8/2/2023					
9/26/2023					
2/19/2024	<0.0002				<0.0002
2/20/2024		<0.0002			
2/21/2024			<0.0002	<0.0002	
2/22/2024					
2/26/2024					
2/27/2024					
2/28/2024					
8/1/2024	<0.0002				<0.0002
8/2/2024					
8/5/2024					
8/6/2024		<0.0002	<0.0002	<0.0002	
8/7/2024					
8/8/2024					
8/12/2024					
8/13/2024					
2/25/2025	<0.0002				
2/26/2025		<0.0002	<0.0002	<0.0002	<0.0002
2/27/2025					
2/28/2025					
3/3/2025					
3/4/2025					
5/1/2025					
8/27/2025					
8/28/2025	<0.0002	<0.0002			<0.0002
8/29/2025			<0.0002	<0.0002	
9/2/2025					
9/3/2025					
9/4/2025					
9/24/2025					
10/8/2025					
2/16/2026	<0.0002	<0.0002			
2/17/2026			<0.0002	<0.0002	
2/18/2026					<0.0002

ND substitution: RL or RL/2 if <15% NDs.

Prediction Limit

Constituent: Mercury (mg/L) Analysis Run 6/10/2026 10:44 AM View: Appendix I Interwell

Plant Bowen Client: Southern Company Data: Bowen 1, 2, 9, & 10

	GWA-41 (bg)	GWC-44	GWC-49R	GWC-49Z	GWA-39RZ (bg)
2/19/2026					
2/20/2026					
2/24/2026					

Prediction Limit

Constituent: Thallium (mg/L) Analysis Run 6/10/2026 10:44 AM View: Appendix I Interwell

Plant Bowen Client: Southern Company Data: Bowen 1, 2, 9, & 10

	GWC-15Z	GWC-45R	GWC-9	GWC-15R	GWC-45	GWC-14Z	GWC-12	GWC-7Z	GWC-8Z
1/15/2008	<0.0005	<0.0005	<0.0005	<0.0005	<0.0005	<0.0005			
1/16/2008							<0.0005	<0.0005	
1/23/2008									<0.0005
1/30/2008									
1/31/2008									
3/5/2008		<0.0005			<0.0005	<0.0005	<0.0005		
3/6/2008			<0.0005	<0.0005				<0.0005	
3/10/2008	<0.0005								<0.0005
3/11/2008									
4/26/2010									
4/27/2010	<0.0005			<0.0005			<0.0005	<0.0005	
4/28/2010									<0.0005
10/17/2011									
10/18/2011									
10/19/2011									
4/3/2012					<0.0005				
4/4/2012			<0.0005			<0.0005			
4/11/2012									
4/23/2012				<0.0005					
4/24/2012							<0.0005	<0.0005	
4/25/2012	<0.0005								
4/30/2012									<0.0005
5/1/2012									
5/2/2012									
5/3/2012		<0.0005							
3/30/2015									
3/31/2015									
4/1/2015							<0.0005		
4/2/2015			<0.0005					<0.0005	<0.0005
4/3/2015	0.0002 (J)	<0.0005		<0.0005	<0.0005	<0.0005			
10/6/2015	0.0005 (J)								
10/7/2015				<0.0005	<0.0005	<0.0005			
10/8/2015									0.0001 (J)
10/9/2015		<0.0005							
10/10/2015			<0.0005					9E-05 (J)	
10/11/2015									
10/12/2015									
10/13/2015									
10/14/2015							<0.0005		
10/15/2015									
3/10/2016									
3/11/2016									
3/14/2016									
3/15/2016									
3/16/2016		<0.0005			<0.0005				
3/17/2016									
3/22/2016									<0.0005
3/23/2016									
3/28/2016									
3/29/2016									
3/30/2016			<0.0005						
3/31/2016									

ND substitution: RL or RL/2 if <15% NDs.

Prediction Limit

Constituent: Thallium (mg/L) Analysis Run 6/10/2026 10:44 AM View: Appendix I Interwell

Plant Bowen Client: Southern Company Data: Bowen 1, 2, 9, & 10

	GWC-15Z	GWC-45R	GWC-9	GWC-15R	GWC-45	GWC-14Z	GWC-12	GWC-7Z	GWC-8Z
4/4/2016							<0.0005		
4/5/2016	0.00036 (J)			<0.0005		<0.0005			
5/11/2016									
5/12/2016									
5/13/2016									
5/16/2016		<0.0005			<0.0005				
5/17/2016									
5/18/2016									
5/19/2016									
5/20/2016									
5/23/2016									
5/24/2016									
5/25/2016									<0.0005
5/26/2016			<0.0005						
5/27/2016							<0.0005		
5/31/2016	0.000373 (J)			<0.0005				<0.0005	
6/1/2016						<0.0005			
7/19/2016									
7/20/2016									
7/21/2016									
7/22/2016									
7/25/2016		<0.0005			<0.0005				
7/26/2016									
7/27/2016									
7/28/2016									
7/29/2016									
8/1/2016									
8/2/2016								<0.0005	<0.0005
8/3/2016							<0.0005		
8/4/2016				<0.0005					
8/5/2016			<0.0005						
8/9/2016						<0.0005			
9/15/2016									
9/16/2016									
9/19/2016		<0.0005			<0.0005				
9/20/2016									
9/21/2016									
9/22/2016									
9/23/2016									
9/26/2016									<0.0005
9/27/2016								<0.0005	
9/28/2016			<0.0005						
9/29/2016				<0.0005					
9/30/2016							<0.0005		
11/2/2016									
11/3/2016		<0.0005							
11/4/2016					<0.0005				
11/7/2016									
11/9/2016									
11/10/2016									
11/11/2016									
11/14/2016									

ND substitution: RL or RL/2 if <15% NDs.

Prediction Limit

Constituent: Thallium (mg/L) Analysis Run 6/10/2026 10:44 AM View: Appendix I Interwell

Plant Bowen Client: Southern Company Data: Bowen 1, 2, 9, & 10

	GWC-15Z	GWC-45R	GWC-9	GWC-15R	GWC-45	GWC-14Z	GWC-12	GWC-7Z	GWC-8Z
11/18/2016									
11/21/2016			<0.0005					<0.0005	<0.0005
11/22/2016							<0.0005		
11/23/2016	<0.0005			<0.0005					
11/28/2016						<0.0005			
1/17/2017									
1/18/2017									
1/19/2017									
1/20/2017		<0.0005							
1/23/2017					<0.0005				
1/24/2017									
1/30/2017									
1/31/2017									
2/1/2017								<0.0005	
2/3/2017									<0.0005
2/6/2017			<0.0005						
2/7/2017									
2/8/2017									
2/9/2017						<0.0005			
2/10/2017	<0.0005			<0.0005					
2/13/2017							<0.0005		
2/21/2017									
2/22/2017									
3/24/2017									
3/27/2017									
3/28/2017									
3/29/2017		<0.0005			<0.0005				
3/30/2017									
4/3/2017									
4/6/2017			<0.0005					<0.0005	
4/7/2017									<0.0005
4/10/2017									
4/11/2017	<0.0005					<0.0005	<0.0005		
4/12/2017				<0.0005					
5/24/2017									
6/5/2017									
6/6/2017									
6/7/2017		<0.0005			<0.0005				
6/8/2017									
6/9/2017									
6/12/2017									
6/13/2017			<0.0005					<0.0005	7E-05 (J)
6/14/2017						<0.0005	<0.0005		
6/15/2017	<0.0005			<0.0005					
6/16/2017									
7/12/2017	<0.0005					<0.0005			
7/14/2017								<0.0005	
7/17/2017									
7/20/2017									
7/26/2017	<0.0005								
7/27/2017									
7/28/2017									

ND substitution: RL or RL/2 if <15% NDs.

Prediction Limit

Constituent: Thallium (mg/L) Analysis Run 6/10/2026 10:44 AM View: Appendix I Interwell

Plant Bowen Client: Southern Company Data: Bowen 1, 2, 9, & 10

	GWC-15Z	GWC-45R	GWC-9	GWC-15R	GWC-45	GWC-14Z	GWC-12	GWC-7Z	GWC-8Z
8/9/2017									
8/10/2017									
8/24/2017									
9/22/2017									
9/25/2017									
9/26/2017									
9/27/2017		<0.0005			<0.0005				
9/29/2017									
10/2/2017									
10/3/2017			<0.0005					<0.0005	<0.0005
10/4/2017							<0.0005		
10/5/2017						<0.0005			
10/6/2017	<0.0005			<0.0005					
10/9/2017									
3/14/2018									
3/15/2018		<0.0005			<0.0005				
3/16/2018									
3/19/2018									
3/20/2018			<0.0005					<0.0005	<0.0005
3/21/2018									
3/22/2018						<0.0005	<0.0005		
3/23/2018	<0.0005			<0.0005					
9/12/2018									
9/13/2018		<0.0005			<0.0005				
9/14/2018									
9/17/2018									
9/18/2018			<0.0005				<0.0005	<0.0005	<0.0005
9/19/2018	<0.0005			<0.0005		<0.0005			
9/20/2018									
3/13/2019									
3/14/2019		<0.0005			<0.0005				
3/15/2019									
3/18/2019									
3/19/2019									
3/20/2019									
3/21/2019			<0.0005					<0.0005	
3/22/2019	<0.0005					<0.0005			
3/23/2019							<0.0005		
3/25/2019				<0.0005					
3/27/2019									
5/6/2019									<0.0005
9/9/2019									
9/10/2019									
9/11/2019		<0.0005			<0.0005				
9/12/2019									
9/13/2019								5.7E-05 (J)	
9/16/2019			<0.0005						<0.0005
9/17/2019	<0.0005			<0.0005		<0.0005	<0.0005		
9/18/2019									
9/19/2019									
3/6/2020									
3/9/2020									

ND substitution: RL or RL/2 if <15% NDs.

Prediction Limit

Constituent: Thallium (mg/L) Analysis Run 6/10/2026 10:44 AM View: Appendix I Interwell

Plant Bowen Client: Southern Company Data: Bowen 1, 2, 9, & 10

	GWC-15Z	GWC-45R	GWC-9	GWC-15R	GWC-45	GWC-14Z	GWC-12	GWC-7Z	GWC-8Z
3/10/2020		<0.0005			<0.0005				
3/11/2020									
3/12/2020			<0.0005				<0.0005	0.00022 (J)	
3/13/2020	<0.0005			<0.0005		<0.0005			
3/16/2020									<0.0005
3/17/2020									
9/10/2020									
9/11/2020		<0.0005			<0.0005				
9/14/2020									
9/15/2020									
9/16/2020								0.00019 (J)	
9/17/2020			<0.0005						<0.0005
9/21/2020	<0.0005			<0.0005		<0.0005	<0.0005		
9/22/2020									
3/10/2021									
3/11/2021		<0.0005			<0.0005				
3/12/2021									
3/15/2021									
3/16/2021									
3/17/2021								0.00015 (J)	
3/18/2021	<0.0005		<0.0005	<0.0005		<0.0005			<0.0005
3/19/2021							<0.0005		
3/29/2021									
8/4/2021									
8/5/2021									
8/6/2021		<0.0005			<0.0005				
8/9/2021									
8/10/2021			<0.0005					<0.0005	<0.0005
8/11/2021	<0.0005			<0.0005		<0.0005	<0.0005		
8/12/2021									
1/31/2022									
2/1/2022		<0.0005			<0.0005				
2/2/2022			<0.0005				<0.0005	<0.0005	<0.0005
2/3/2022									
2/4/2022				<0.0005		<0.0005			
2/7/2022	<0.0005								
2/17/2022									
8/10/2022									
8/11/2022									
8/12/2022		<0.0005			<0.0005				
8/15/2022									
8/16/2022									
8/17/2022			<0.0005					0.00024 (J)	<0.0005
8/18/2022						<0.0005	<0.0005		
8/19/2022	<0.0005			<0.0005					
2/13/2023									
2/14/2023									
2/15/2023		<0.0005			<0.0005				
2/16/2023									
2/17/2023									
2/20/2023								<0.0005	<0.0005
2/21/2023			<0.0005				<0.0005		

ND substitution: RL or RL/2 if <15% NDs.

Prediction Limit

Constituent: Thallium (mg/L) Analysis Run 6/10/2026 10:44 AM View: Appendix I Interwell

Plant Bowen Client: Southern Company Data: Bowen 1, 2, 9, & 10

	GWC-15Z	GWC-45R	GWC-9	GWC-15R	GWC-45	GWC-14Z	GWC-12	GWC-7Z	GWC-8Z
2/22/2023	<0.0005			<0.0005		<0.0005			
7/25/2023									
7/26/2023		<0.0005			<0.0005				
7/27/2023									
7/28/2023									
7/31/2023			<0.0005					<0.0005	<0.0005
8/1/2023	<0.0005					<0.0005	<0.0005		
8/2/2023				<0.0005					
2/19/2024									
2/20/2024		<0.0005			<0.0005				
2/21/2024									
2/22/2024									
2/26/2024								<0.0005	<0.0005
2/27/2024			<0.0005				<0.0005		
2/28/2024	<0.0005			<0.0005		<0.0005			
8/1/2024									
8/2/2024									
8/5/2024		<0.0005			<0.0005				
8/6/2024									
8/7/2024									
8/8/2024								<0.0005	
8/12/2024			<0.0005				<0.0005		<0.0005
8/13/2024	<0.0005			<0.0005		<0.0005			
2/25/2025									
2/26/2025		<0.0005			<0.0005				
2/27/2025								<0.0005	
2/28/2025			<0.0005						<0.0005
3/3/2025	<0.0005			<0.0005		<0.0005			
3/4/2025							<0.0005		
8/27/2025									
8/28/2025									
8/29/2025									
9/2/2025		<0.0005			<0.0005				
9/3/2025			<0.0005				<0.0005	<0.0005	<0.0005
9/4/2025	<0.0005			<0.0005		<0.0005			
9/24/2025									
2/16/2026									
2/17/2026		<0.0005			<0.0005				
2/18/2026			<0.0005				<0.0005		
2/19/2026								<0.0005	<0.0005
2/20/2026									
2/24/2026	<0.0005			<0.0005		<0.0005			

ND substitution: RL or RL/2 if <15% NDs.

Prediction Limit

Constituent: Thallium (mg/L) Analysis Run 6/10/2026 10:44 AM View: Appendix I Interwell

Plant Bowen Client: Southern Company Data: Bowen 1, 2, 9, & 10

	GWC-6	GWC-5	GWC-8RR	GWC-10	GWC-10R	GWC-11	GWC-11R	GWA-1 (bg)	GWA-2R (bg)
1/15/2008									
1/16/2008									
1/23/2008	<0.0005	<0.0005	<0.0005						
1/30/2008				<0.0005	<0.0005	<0.0005	<0.0005	<0.0005	
1/31/2008									<0.0005
3/5/2008						<0.0005			
3/6/2008				<0.0005	<0.0005		<0.0005		
3/10/2008			<0.0005					<0.0005	<0.0005
3/11/2008	<0.0005	<0.0005							
4/26/2010				<0.0005					
4/27/2010									
4/28/2010									
10/17/2011								<0.0005	
10/18/2011	<0.0005		<0.0005						
10/19/2011		<0.0005							
4/3/2012					<0.0005	<0.0005			<0.0005
4/4/2012				<0.0005			<0.0005		
4/11/2012									
4/23/2012									
4/24/2012									
4/25/2012									
4/30/2012			<0.0005						
5/1/2012									
5/2/2012	<0.0005	<0.0005						<0.0005	
5/3/2012									
3/30/2015								7E-05 (J)	7E-05 (J)
3/31/2015		<0.0005							
4/1/2015	0.0001 (J)					<0.0005	<0.0005		
4/2/2015				<0.0005	<0.0005				
4/3/2015			<0.0005						
10/6/2015									
10/7/2015									
10/8/2015			<0.0005						
10/9/2015	<0.0005								
10/10/2015				<0.0005					
10/11/2015						<0.0005	0.0002 (J)		
10/12/2015		<0.0005			<0.0005				
10/13/2015								<0.0005	<0.0005
10/14/2015									
10/15/2015									
3/10/2016									
3/11/2016									
3/14/2016									
3/15/2016									
3/16/2016									
3/17/2016									
3/22/2016								<0.0005	
3/23/2016									<0.0005
3/28/2016		<0.0005							
3/29/2016	<0.0005								
3/30/2016			<0.0005						
3/31/2016				<0.0005	<0.0005				

ND substitution: RL or RL/2 if <15% NDs.

Prediction Limit

Constituent: Thallium (mg/L) Analysis Run 6/10/2026 10:44 AM View: Appendix I Interwell

Plant Bowen Client: Southern Company Data: Bowen 1, 2, 9, & 10

	GWC-6	GWC-5	GWC-8RR	GWC-10	GWC-10R	GWC-11	GWC-11R	GWA-1 (bg)	GWA-2R (bg)
4/4/2016						<0.0005	<0.0005		
4/5/2016									
5/11/2016									
5/12/2016									
5/13/2016									
5/16/2016									
5/17/2016									
5/18/2016									
5/19/2016								<0.0005	<0.0005
5/20/2016									
5/23/2016									
5/24/2016	<0.0005		<0.0005						
5/25/2016		<0.0005							
5/26/2016				<0.0005	<0.0005	<0.0005	<0.0005		
5/27/2016									
5/31/2016									
6/1/2016									
7/19/2016									
7/20/2016									
7/21/2016									
7/22/2016									
7/25/2016									
7/26/2016									
7/27/2016									
7/28/2016									
7/29/2016								<0.0005	<0.0005
8/1/2016	<0.0005	<0.0005							
8/2/2016			<0.0005						
8/3/2016					0.0001 (J)	<0.0005			
8/4/2016							<0.0005		
8/5/2016				<0.0005					
8/9/2016									
9/15/2016									
9/16/2016									
9/19/2016									
9/20/2016									
9/21/2016									
9/22/2016									<0.0005
9/23/2016								<0.0005	
9/26/2016	<0.0005								
9/27/2016		<0.0005	<0.0005						
9/28/2016				<0.0005	<0.0005	<0.0005	<0.0005		
9/29/2016									
9/30/2016									
11/2/2016									
11/3/2016									
11/4/2016									
11/7/2016									
11/9/2016								<0.0005	
11/10/2016									<0.0005
11/11/2016		<0.0005							
11/14/2016									

ND substitution: RL or RL/2 if <15% NDs.

Prediction Limit

Constituent: Thallium (mg/L) Analysis Run 6/10/2026 10:44 AM View: Appendix I Interwell

Plant Bowen Client: Southern Company Data: Bowen 1, 2, 9, & 10

	GWC-6	GWC-5	GWC-8RR	GWC-10	GWC-10R	GWC-11	GWC-11R	GWA-1 (bg)	GWA-2R (bg)
11/18/2016	<0.0005								
11/21/2016									
11/22/2016			<0.0005	<0.0005	<0.0005	<0.0005	<0.0005		
11/23/2016									
11/28/2016									
1/17/2017									
1/18/2017									
1/19/2017									
1/20/2017									
1/23/2017									
1/24/2017									
1/30/2017								<0.0005	
1/31/2017		<0.0005							<0.0005
2/1/2017	<0.0005								
2/3/2017									
2/6/2017			<0.0005						
2/7/2017				<0.0005	<0.0005				
2/8/2017						<0.0005	<0.0005		
2/9/2017									
2/10/2017									
2/13/2017									
2/21/2017									
2/22/2017									
3/24/2017									
3/27/2017									
3/28/2017									
3/29/2017									
3/30/2017								<0.0005	
4/3/2017		<0.0005							<0.0005
4/6/2017	5E-05 (J)		<0.0005						
4/7/2017									
4/10/2017				<0.0005	<0.0005	<0.0005	<0.0005		
4/11/2017									
4/12/2017									
5/24/2017									
6/5/2017									
6/6/2017									
6/7/2017									
6/8/2017									
6/9/2017								<0.0005	<0.0005
6/12/2017		<0.0005							
6/13/2017	<0.0005								
6/14/2017			<0.0005	<0.0005	<0.0005				
6/15/2017						<0.0005	<0.0005		
6/16/2017									
7/12/2017									
7/14/2017									
7/17/2017									
7/20/2017									
7/26/2017									
7/27/2017									
7/28/2017									

Prediction Limit

Constituent: Thallium (mg/L) Analysis Run 6/10/2026 10:44 AM View: Appendix I Interwell

Plant Bowen Client: Southern Company Data: Bowen 1, 2, 9, & 10

	GWC-6	GWC-5	GWC-8RR	GWC-10	GWC-10R	GWC-11	GWC-11R	GWA-1 (bg)	GWA-2R (bg)
8/9/2017									
8/10/2017									
8/24/2017									
9/22/2017									
9/25/2017									
9/26/2017									
9/27/2017									
9/29/2017									
10/2/2017								<0.0005	<0.0005
10/3/2017	<0.0005	<0.0005							
10/4/2017			<0.0005	<0.0005	<0.0005	<0.0005	<0.0005		
10/5/2017									
10/6/2017									
10/9/2017									
3/14/2018									
3/15/2018									
3/16/2018								<0.0005	<0.0005
3/19/2018	<0.0005	<0.0005							
3/20/2018				<0.0005					
3/21/2018			<0.0005		<0.0005	<0.0005			
3/22/2018							<0.0005		
3/23/2018									
9/12/2018									
9/13/2018									
9/14/2018									<0.0005
9/17/2018	<0.0005	<0.0005						<0.0005	
9/18/2018			<0.0005	<0.0005	<0.0005	<0.0005	<0.0005		
9/19/2018									
9/20/2018									
3/13/2019									
3/14/2019									
3/15/2019									
3/18/2019									
3/19/2019									<0.0005
3/20/2019		<0.0005						<0.0005	
3/21/2019	<0.0005								
3/22/2019				<0.0005	<0.0005				
3/23/2019						<0.0005	<0.0005		
3/25/2019									
3/27/2019			<0.0005						
5/6/2019									
9/9/2019									
9/10/2019									
9/11/2019									
9/12/2019								<0.0005	
9/13/2019									6.2E-05 (J)
9/16/2019	<0.0005	8.4E-05 (J)	<0.0005						
9/17/2019				<0.0005	<0.0005	<0.0005	<0.0005		
9/18/2019									
9/19/2019									
3/6/2020									
3/9/2020									

ND substitution: RL or RL/2 if <15% NDs.

Prediction Limit

Constituent: Thallium (mg/L) Analysis Run 6/10/2026 10:44 AM View: Appendix I Interwell

Plant Bowen Client: Southern Company Data: Bowen 1, 2, 9, & 10

	GWC-6	GWC-5	GWC-8RR	GWC-10	GWC-10R	GWC-11	GWC-11R	GWA-1 (bg)	GWA-2R (bg)
3/10/2020									
3/11/2020								<0.0005	<0.0005
3/12/2020	<0.0005		<0.0005	<0.0005	5.4E-05 (J)	<0.0005	<0.0005		
3/13/2020									
3/16/2020		<0.0005							
3/17/2020									
9/10/2020									
9/11/2020									
9/14/2020									
9/15/2020								<0.0005	<0.0005
9/16/2020	<0.0005	<0.0005							
9/17/2020			<0.0005	<0.0005	<0.0005				
9/21/2020						<0.0005	<0.0005		
9/22/2020									
3/10/2021									
3/11/2021									
3/12/2021									
3/15/2021									
3/16/2021								<0.0005	<0.0005
3/17/2021	<0.0005	<0.0005	<0.0005						
3/18/2021				<0.0005	<0.0005				
3/19/2021						<0.0005	<0.0005		
3/29/2021									
8/4/2021									
8/5/2021									
8/6/2021									
8/9/2021		<0.0005						<0.0005	<0.0005
8/10/2021	<0.0005		<0.0005	<0.0005					
8/11/2021					<0.0005	<0.0005	<0.0005		
8/12/2021									
1/31/2022									
2/1/2022								<0.0005	<0.0005
2/2/2022	<0.0005	<0.0005	<0.0005						
2/3/2022									
2/4/2022				<0.0005	<0.0005	<0.0005	<0.0005		
2/7/2022									
2/17/2022									
8/10/2022									
8/11/2022									
8/12/2022									
8/15/2022									
8/16/2022		<0.0005						<0.0005	<0.0005
8/17/2022	<0.0005		<0.0005	<0.0005					
8/18/2022					<0.0005	<0.0005	<0.0005		
8/19/2022									
2/13/2023									
2/14/2023									
2/15/2023									
2/16/2023								<0.0005	<0.0005
2/17/2023	<0.0005								
2/20/2023		<0.0005		<0.0005	<0.0005	<0.0005	<0.0005		
2/21/2023			<0.0005						

ND substitution: RL or RL/2 if <15% NDs.

Prediction Limit

Constituent: Thallium (mg/L) Analysis Run 6/10/2026 10:44 AM View: Appendix I Interwell

Plant Bowen Client: Southern Company Data: Bowen 1, 2, 9, & 10

	GWC-6	GWC-5	GWC-8RR	GWC-10	GWC-10R	GWC-11	GWC-11R	GWA-1 (bg)	GWA-2R (bg)
2/22/2023									
7/25/2023									
7/26/2023									
7/27/2023								<0.0005	<0.0005
7/28/2023		<0.0005							
7/31/2023	<0.0005		<0.0005	<0.0005	<0.0005				
8/1/2023						<0.0005	<0.0005		
8/2/2023									
2/19/2024									
2/20/2024									
2/21/2024									
2/22/2024								<0.0005	
2/26/2024	<0.0005	<0.0005							<0.0005
2/27/2024			<0.0005	<0.0005	<0.0005				
2/28/2024						<0.0005	<0.0005		
8/1/2024									
8/2/2024									
8/5/2024									
8/6/2024									<0.0005
8/7/2024								<0.0005	
8/8/2024	<0.0005	<0.0005							
8/12/2024			<0.0005	<0.0005	<0.0005		<0.0005		
8/13/2024						<0.0005			
2/25/2025									
2/26/2025									
2/27/2025	<0.0005	<0.0005						<0.0005	<0.0005
2/28/2025				<0.0005					
3/3/2025					<0.0005		<0.0005		
3/4/2025			<0.0005			<0.0005			
8/27/2025									
8/28/2025									
8/29/2025									
9/2/2025								<0.0005	<0.0005
9/3/2025	<0.0005	<0.0005	<0.0005	<0.0005	<0.0005	<0.0005	<0.0005		
9/4/2025									
9/24/2025									
2/16/2026									
2/17/2026									
2/18/2026								<0.0005	<0.0005
2/19/2026		<0.0005	<0.0005	<0.0005	<0.0005	<0.0005			
2/20/2026	<0.0005						<0.0005		
2/24/2026									

ND substitution: RL or RL/2 if <15% NDs.

Prediction Limit

Constituent: Thallium (mg/L) Analysis Run 6/10/2026 10:44 AM View: Appendix I Interwell

Plant Bowen Client: Southern Company Data: Bowen 1, 2, 9, & 10

	GWA-2 (bg)	GWA-3A (bg)	GWC-13	GWC-13RZ	GWA-4RZ (bg)	GWA-50 (bg)	GWA-50R (bg)	GWC-6RZ	GWC-46R
1/15/2008									
1/16/2008									
1/23/2008									
1/30/2008									
1/31/2008	<0.0005	<0.0005	<0.0005	<0.0005					
3/5/2008			<0.0005	<0.0005					
3/6/2008									
3/10/2008									
3/11/2008	<0.0005	<0.0005							
4/26/2010	<0.0005								
4/27/2010					<0.0005 (D)	<0.0005			
4/28/2010		<0.0005	<0.0005	<0.0005					
10/17/2011									
10/18/2011			<0.0005						
10/19/2011							<0.0005		
4/3/2012									
4/4/2012									
4/11/2012	<0.0005				<0.0005	<0.0005			
4/23/2012									
4/24/2012									
4/25/2012			<0.0005	<0.0005					
4/30/2012									
5/1/2012		<0.0005					<0.0005		
5/2/2012									
5/3/2012									
3/30/2015	<0.0005					<0.0005	<0.0005		
3/31/2015		6E-05 (J)		<0.0005	<0.0005				
4/1/2015			<0.0005						
4/2/2015									
4/3/2015									
10/6/2015									
10/7/2015									
10/8/2015									
10/9/2015								<0.0005	
10/10/2015									
10/11/2015					<0.0005	<0.0005	<0.0005		
10/12/2015		<0.0005							
10/13/2015	<0.0005								
10/14/2015				<0.0005					
10/15/2015			<0.0005						
3/10/2016									<0.0005
3/11/2016									
3/14/2016									
3/15/2016									
3/16/2016									
3/17/2016									
3/22/2016									
3/23/2016	<0.0005	<0.0005							
3/28/2016						<0.0005	<0.0005		
3/29/2016								<0.0005	
3/30/2016									
3/31/2016									

ND substitution: RL or RL/2 if <15% NDs.

Prediction Limit

Constituent: Thallium (mg/L) Analysis Run 6/10/2026 10:44 AM View: Appendix I Interwell

Plant Bowen Client: Southern Company Data: Bowen 1, 2, 9, & 10

	GWA-2 (bg)	GWA-3A (bg)	GWC-13	GWC-13RZ	GWA-4RZ (bg)	GWA-50 (bg)	GWA-50R (bg)	GWC-6RZ	GWC-46R
4/4/2016			<0.0005	<0.0005					
4/5/2016									
5/11/2016									
5/12/2016									
5/13/2016									
5/16/2016									
5/17/2016									<0.0005
5/18/2016									
5/19/2016									
5/20/2016	<0.0005								
5/23/2016		<0.0005				<0.0005			
5/24/2016								<0.0005	
5/25/2016							<0.0005		
5/26/2016									
5/27/2016									
5/31/2016			<0.0005						
6/1/2016				<0.0005					
7/19/2016									
7/20/2016									
7/21/2016									
7/22/2016									
7/25/2016									
7/26/2016									7E-05 (J)
7/27/2016									
7/28/2016									
7/29/2016	<0.0005	<0.0005							
8/1/2016						<0.0005	<0.0005	<0.0005	
8/2/2016									
8/3/2016									
8/4/2016			<0.0005						
8/5/2016									
8/9/2016									
9/15/2016									
9/16/2016									
9/19/2016									
9/20/2016									<0.0005
9/21/2016									
9/22/2016		<0.0005							
9/23/2016	<0.0005								
9/26/2016						<0.0005	<0.0005	<0.0005	
9/27/2016									
9/28/2016									
9/29/2016			<0.0005						
9/30/2016									
11/2/2016									
11/3/2016									
11/4/2016									<0.0005
11/7/2016									
11/9/2016	<0.0005								
11/10/2016		<0.0005				<0.0005			
11/11/2016							<0.0005		
11/14/2016								<0.0005	

ND substitution: RL or RL/2 if <15% NDs.

Prediction Limit

Constituent: Thallium (mg/L) Analysis Run 6/10/2026 10:44 AM View: Appendix I Interwell

Plant Bowen Client: Southern Company Data: Bowen 1, 2, 9, & 10

	GWA-2 (bg)	GWA-3A (bg)	GWC-13	GWC-13RZ	GWA-4RZ (bg)	GWA-50 (bg)	GWA-50R (bg)	GWC-6RZ	GWC-46R
11/18/2016									
11/21/2016									
11/22/2016									
11/23/2016									
11/28/2016			<0.0005						
1/17/2017									
1/18/2017									
1/19/2017									
1/20/2017									<0.0005
1/23/2017									
1/24/2017									
1/30/2017						<0.0005	<0.0005		
1/31/2017	<0.0005	<0.0005							
2/1/2017								<0.0005	
2/3/2017									
2/6/2017									
2/7/2017									
2/8/2017									
2/9/2017			<0.0005						
2/10/2017									
2/13/2017									
2/21/2017									
2/22/2017				<0.0005	<0.0005				
3/24/2017									
3/27/2017									
3/28/2017									7E-05 (J)
3/29/2017									
3/30/2017	<0.0005	<0.0005							
4/3/2017							<0.0005		
4/6/2017								<0.0005	
4/7/2017					<0.0005	<0.0005			
4/10/2017									
4/11/2017				<0.0005					
4/12/2017			<0.0005						
5/24/2017									
6/5/2017									
6/6/2017									
6/7/2017									6E-05 (J)
6/8/2017									
6/9/2017									
6/12/2017	<0.0005	<0.0005				<0.0005	<0.0005		
6/13/2017								<0.0005	
6/14/2017					<0.0005				
6/15/2017									
6/16/2017			<0.0005	<0.0005					
7/12/2017				6E-05 (J)	<0.0005				
7/14/2017									
7/17/2017									
7/20/2017					<0.0005				
7/26/2017									
7/27/2017									
7/28/2017				<0.0005	<0.0005				

ND substitution: RL or RL/2 if <15% NDs.

Prediction Limit

Constituent: Thallium (mg/L) Analysis Run 6/10/2026 10:44 AM View: Appendix I Interwell

Plant Bowen Client: Southern Company Data: Bowen 1, 2, 9, & 10

	GWA-2 (bg)	GWA-3A (bg)	GWC-13	GWC-13RZ	GWA-4RZ (bg)	GWA-50 (bg)	GWA-50R (bg)	GWC-6RZ	GWC-46R
8/9/2017					<0.0005				
8/10/2017				<0.0005					
8/24/2017					<0.0005				
9/22/2017									
9/25/2017									
9/26/2017									
9/27/2017									
9/29/2017									6E-05 (J)
10/2/2017	<0.0005					<0.0005	<0.0005		
10/3/2017					<0.0005			<0.0005	
10/4/2017		<0.0005							
10/5/2017									
10/6/2017				<0.0005					
10/9/2017			<0.0005						
3/14/2018									
3/15/2018									<0.0005
3/16/2018						<0.0005	<0.0005		
3/19/2018	<0.0005	<0.0005							
3/20/2018								<0.0005	
3/21/2018			<0.0005		<0.0005				
3/22/2018									
3/23/2018				<0.0005					
9/12/2018									
9/13/2018									<0.0005
9/14/2018	<0.0005								
9/17/2018		<0.0005				<0.0005		<0.0005	
9/18/2018					<0.0005		<0.0005		
9/19/2018			<0.0005						
9/20/2018				<0.0005					
3/13/2019									
3/14/2019									
3/15/2019									
3/18/2019									<0.0005
3/19/2019						<0.0005	<0.0005		
3/20/2019	<0.0005	<0.0005							
3/21/2019					<0.0005			<0.0005	
3/22/2019				<0.0005					
3/23/2019			<0.0005						
3/25/2019									
3/27/2019									
5/6/2019									
9/9/2019									
9/10/2019									
9/11/2019									<0.0005
9/12/2019	<0.0005						<0.0005		
9/13/2019		<0.0005			<0.0005	<0.0005			
9/16/2019								<0.0005	
9/17/2019									
9/18/2019			<0.0005						
9/19/2019				<0.0005					
3/6/2020									
3/9/2020									

Prediction Limit

Constituent: Thallium (mg/L) Analysis Run 6/10/2026 10:44 AM View: Appendix I Interwell

Plant Bowen Client: Southern Company Data: Bowen 1, 2, 9, & 10

	GWA-2 (bg)	GWA-3A (bg)	GWC-13	GWC-13RZ	GWA-4RZ (bg)	GWA-50 (bg)	GWA-50R (bg)	GWC-6RZ	GWC-46R
3/10/2020									<0.0005
3/11/2020	<0.0005	<0.0005				<0.0005	5.9E-05 (J)		
3/12/2020					<0.0005			<0.0005	
3/13/2020			<0.0005						
3/16/2020									
3/17/2020				<0.0005					
9/10/2020									
9/11/2020									
9/14/2020									<0.0005
9/15/2020	<0.0005						<0.0005		
9/16/2020						<0.0005		<0.0005	
9/17/2020					<0.0005				
9/21/2020									
9/22/2020			<0.0005	<0.0005					
3/10/2021									
3/11/2021									<0.0005
3/12/2021									
3/15/2021									
3/16/2021					<0.0005				
3/17/2021	<0.0005					<0.0005	<0.0005	<0.0005	
3/18/2021			<0.0005						
3/19/2021				<0.0005					
3/29/2021		<0.0005							
8/4/2021									
8/5/2021									<0.0005
8/6/2021									
8/9/2021	<0.0005	<0.0005				<0.0005	<0.0005		
8/10/2021					<0.0005			<0.0005	
8/11/2021			<0.0005						
8/12/2021				<0.0005					
1/31/2022									<0.0005
2/1/2022	<0.0005					<0.0005			
2/2/2022		<0.0005					<0.0005	<0.0005	
2/3/2022					<0.0005				
2/4/2022				<0.0005					
2/7/2022									
2/17/2022			<0.0005						
8/10/2022									
8/11/2022									
8/12/2022									
8/15/2022									<0.0005
8/16/2022	<0.0005	<0.0005				<0.0005			
8/17/2022					<0.0005		<0.0005	<0.0005	
8/18/2022			<0.0005						
8/19/2022				<0.0005					
2/13/2023									
2/14/2023									<0.0005
2/15/2023									
2/16/2023	<0.0005					<0.0005	<0.0005		
2/17/2023		<0.0005			<0.0005			<0.0005	
2/20/2023									
2/21/2023									

ND substitution: RL or RL/2 if <15% NDs.

Prediction Limit

Constituent: Thallium (mg/L) Analysis Run 6/10/2026 10:44 AM View: Appendix I Interwell

Plant Bowen Client: Southern Company Data: Bowen 1, 2, 9, & 10

	GWA-2 (bg)	GWA-3A (bg)	GWC-13	GWC-13RZ	GWA-4RZ (bg)	GWA-50 (bg)	GWA-50R (bg)	GWC-6RZ	GWC-46R
2/22/2023			<0.0005	<0.0005					
7/25/2023									
7/26/2023									<0.0005
7/27/2023	<0.0005								
7/28/2023					<0.0005	<0.0005	<0.0005	<0.0005	
7/31/2023									
8/1/2023		<0.0005	<0.0005						
8/2/2023				<0.0005					
2/19/2024									
2/20/2024									
2/21/2024									<0.0005
2/22/2024	<0.0005	<0.0005				<0.0005	<0.0005		
2/26/2024								<0.0005	
2/27/2024			<0.0005		<0.0005				
2/28/2024				<0.0005					
8/1/2024									
8/2/2024									
8/5/2024									<0.0005
8/6/2024									
8/7/2024	<0.0005								
8/8/2024		<0.0005			<0.0005	<0.0005	<0.0005	<0.0005	
8/12/2024			<0.0005						
8/13/2024				<0.0005					
2/25/2025									
2/26/2025		<0.0005							<0.0005
2/27/2025	<0.0005					<0.0005		<0.0005	
2/28/2025					<0.0005		<0.0005		
3/3/2025			<0.0005						
3/4/2025				<0.0005					
8/27/2025									
8/28/2025									
8/29/2025									<0.0005
9/2/2025	<0.0005	<0.0005				<0.0005	<0.0005	<0.0005	
9/3/2025			<0.0005		<0.0005				
9/4/2025				<0.0005					
9/24/2025									<0.0005
2/16/2026									<0.0005
2/17/2026		<0.0005				<0.0005	<0.0005		
2/18/2026	<0.0005				<0.0005				
2/19/2026			<0.0005						
2/20/2026				<0.0005				<0.0005	
2/24/2026									

ND substitution: RL or RL/2 if <15% NDs.

Prediction Limit

Constituent: Thallium (mg/L) Analysis Run 6/10/2026 10:44 AM View: Appendix I Interwell

Plant Bowen Client: Southern Company Data: Bowen 1, 2, 9, & 10

	GWC-48	GWC-47	GWC-47R	GWA-42 (bg)	GWA-43 (bg)	GWA-43R (bg)	GWA-39Z (bg)	GWA-41 (bg)	GWA-41R (bg)
1/15/2008									
1/16/2008									
1/23/2008									
1/30/2008									
1/31/2008									
3/5/2008									
3/6/2008									
3/10/2008									
3/11/2008									
4/26/2010									
4/27/2010									
4/28/2010									
10/17/2011									
10/18/2011									
10/19/2011									
4/3/2012									
4/4/2012									
4/11/2012									
4/23/2012									
4/24/2012									
4/25/2012									
4/30/2012									
5/1/2012									
5/2/2012									
5/3/2012									
3/30/2015									
3/31/2015									
4/1/2015									
4/2/2015									
4/3/2015									
10/6/2015									
10/7/2015									
10/8/2015									
10/9/2015									
10/10/2015									
10/11/2015									
10/12/2015									
10/13/2015									
10/14/2015									
10/15/2015									
3/10/2016	<0.0005	<0.0005	0.00116						
3/11/2016				<0.0005	<0.0005	<0.0005			
3/14/2016							<0.0005		
3/15/2016								<0.0005	<0.0005
3/16/2016									
3/17/2016									
3/22/2016									
3/23/2016									
3/28/2016									
3/29/2016									
3/30/2016									
3/31/2016									

ND substitution: RL or RL/2 if <15% NDs.

Prediction Limit

Constituent: Thallium (mg/L) Analysis Run 6/10/2026 10:44 AM View: Appendix I Interwell

Plant Bowen Client: Southern Company Data: Bowen 1, 2, 9, & 10

	GWC-48	GWC-47	GWC-47R	GWA-42 (bg)	GWA-43 (bg)	GWA-43R (bg)	GWA-39Z (bg)	GWA-41 (bg)	GWA-41R (bg)
4/4/2016									
4/5/2016									
5/11/2016							<0.0005		
5/12/2016								<0.0005	
5/13/2016					<0.0005	<0.0005			<0.0005
5/16/2016				<0.0005					
5/17/2016	<0.0005								
5/18/2016		<0.0005	0.000768 (J)						
5/19/2016									
5/20/2016									
5/23/2016									
5/24/2016									
5/25/2016									
5/26/2016									
5/27/2016									
5/31/2016									
6/1/2016									
7/19/2016					9E-05 (J)	<0.0005	0.0001 (J)		
7/20/2016								<0.0005	
7/21/2016									<0.0005
7/22/2016				0.0002 (J)					
7/25/2016									
7/26/2016									
7/27/2016	9E-05 (J)	9E-05 (J)	0.0004 (J)						
7/28/2016									
7/29/2016									
8/1/2016									
8/2/2016									
8/3/2016									
8/4/2016									
8/5/2016									
8/9/2016									
9/15/2016							<0.0005	<0.0005	
9/16/2016					<0.0005	<0.0005			
9/19/2016				<0.0005					
9/20/2016	<0.0005	<0.0005	0.0004 (J)						
9/21/2016									<0.0005
9/22/2016									
9/23/2016									
9/26/2016									
9/27/2016									
9/28/2016									
9/29/2016									
9/30/2016									
11/2/2016					<0.0005	<0.0005	<0.0005		
11/3/2016				<0.0005				<0.0005	<0.0005
11/4/2016	<0.0005		0.0003 (J)						
11/7/2016		<0.0005							
11/9/2016									
11/10/2016									
11/11/2016									
11/14/2016									

Prediction Limit

Constituent: Thallium (mg/L) Analysis Run 6/10/2026 10:44 AM View: Appendix I Interwell

Plant Bowen Client: Southern Company Data: Bowen 1, 2, 9, & 10

	GWC-48	GWC-47	GWC-47R	GWA-42 (bg)	GWA-43 (bg)	GWA-43R (bg)	GWA-39Z (bg)	GWA-41 (bg)	GWA-41R (bg)
11/18/2016									
11/21/2016									
11/22/2016									
11/23/2016									
11/28/2016									
1/17/2017				<0.0005					<0.0005
1/18/2017					<0.0005	<0.0005	<0.0005	<0.0005	
1/19/2017									
1/20/2017			0.0003 (J)						
1/23/2017	<0.0005	<0.0005							
1/24/2017									
1/30/2017									
1/31/2017									
2/1/2017									
2/3/2017									
2/6/2017									
2/7/2017									
2/8/2017									
2/9/2017									
2/10/2017									
2/13/2017									
2/21/2017									
2/22/2017									
3/24/2017								<0.0005	
3/27/2017				<0.0005					<0.0005
3/28/2017	6E-05 (J)				5E-05 (J)	<0.0005	5E-05 (J)		
3/29/2017		7E-05 (J)	0.0003 (J)						
3/30/2017									
4/3/2017									
4/6/2017									
4/7/2017									
4/10/2017									
4/11/2017									
4/12/2017									
5/24/2017									
6/5/2017									
6/6/2017					<0.0005	<0.0005		<0.0005	0.0002 (J)
6/7/2017				<0.0005			<0.0005		
6/8/2017	8E-05 (J)	<0.0005	0.0003 (J)						
6/9/2017									
6/12/2017									
6/13/2017									
6/14/2017									
6/15/2017									
6/16/2017									
7/12/2017									
7/14/2017									
7/17/2017									
7/20/2017									
7/26/2017									
7/27/2017									
7/28/2017									

Prediction Limit

Constituent: Thallium (mg/L) Analysis Run 6/10/2026 10:44 AM View: Appendix I Interwell

Plant Bowen Client: Southern Company Data: Bowen 1, 2, 9, & 10

	GWC-48	GWC-47	GWC-47R	GWA-42 (bg)	GWA-43 (bg)	GWA-43R (bg)	GWA-39Z (bg)	GWA-41 (bg)	GWA-41R (bg)
8/9/2017									
8/10/2017									
8/24/2017									
9/22/2017					<0.0005	<0.0005			
9/25/2017								<0.0005	<0.0005
9/26/2017				<0.0005			7E-05 (J)		
9/27/2017		6E-05 (J)	0.0003 (J)						
9/29/2017	9E-05 (J)								
10/2/2017									
10/3/2017									
10/4/2017									
10/5/2017									
10/6/2017									
10/9/2017									
3/14/2018				<0.0005	<0.0005		<0.0005	<0.0005	<0.0005
3/15/2018	<0.0005	<0.0005				<0.0005			
3/16/2018			0.00036 (J)						
3/19/2018									
3/20/2018									
3/21/2018									
3/22/2018									
3/23/2018									
9/12/2018					<0.0005	<0.0005	<0.0005	<0.0005	<0.0005
9/13/2018	<0.0005	<0.0005	0.00021 (J)						
9/14/2018				<0.0005					
9/17/2018									
9/18/2018									
9/19/2018									
9/20/2018									
3/13/2019					<0.0005	<0.0005			
3/14/2019				<0.0005				<0.0005	<0.0005
3/15/2019	<0.0005	<0.0005					<0.0005		
3/18/2019									
3/19/2019			0.00027 (J)						
3/20/2019									
3/21/2019									
3/22/2019									
3/23/2019									
3/25/2019									
3/27/2019									
5/6/2019									
9/9/2019							<0.0005		
9/10/2019				<0.0005				<0.0005	<0.0005
9/11/2019	0.00012 (J)		0.00023 (J)		6.2E-05 (J)	<0.0005			
9/12/2019		<0.0005							
9/13/2019									
9/16/2019									
9/17/2019									
9/18/2019									
9/19/2019									
3/6/2020				8.6E-05 (J)				<0.0005	
3/9/2020	9E-05 (J)	<0.0005	0.00021 (J)		<0.0005	<0.0005	<0.0005		6.1E-05 (J)

ND substitution: RL or RL/2 if <15% NDs.

Prediction Limit

Constituent: Thallium (mg/L) Analysis Run 6/10/2026 10:44 AM View: Appendix I Interwell

Plant Bowen Client: Southern Company Data: Bowen 1, 2, 9, & 10

	GWC-48	GWC-47	GWC-47R	GWA-42 (bg)	GWA-43 (bg)	GWA-43R (bg)	GWA-39Z (bg)	GWA-41 (bg)	GWA-41R (bg)
3/10/2020									
3/11/2020									
3/12/2020									
3/13/2020									
3/16/2020									
3/17/2020									
9/10/2020				<0.0005			<0.0005	<0.0005	<0.0005
9/11/2020					<0.0005				
9/14/2020	<0.0005	<0.0005				<0.0005			
9/15/2020			0.00016 (J)						
9/16/2020									
9/17/2020									
9/21/2020									
9/22/2020									
3/10/2021									<0.0005
3/11/2021	<0.0005	<0.0005	<0.0005	<0.0005	<0.0005	<0.0005		<0.0005	
3/12/2021							<0.0005		
3/15/2021									
3/16/2021									
3/17/2021									
3/18/2021									
3/19/2021									
3/29/2021									
8/4/2021	<0.0005			<0.0005			<0.0005	<0.0005	<0.0005
8/5/2021		<0.0005	<0.0005			<0.0005			
8/6/2021					<0.0005				
8/9/2021									
8/10/2021									
8/11/2021									
8/12/2021									
1/31/2022	<0.0005			<0.0005	<0.0005	<0.0005	<0.0005	<0.0005	<0.0005
2/1/2022		<0.0005	<0.0005						
2/2/2022									
2/3/2022									
2/4/2022									
2/7/2022									
2/17/2022									
8/10/2022				<0.0005		<0.0005	<0.0005		
8/11/2022					<0.0005			<0.0005	<0.0005
8/12/2022									
8/15/2022	<0.0005	<0.0005	<0.0005						
8/16/2022									
8/17/2022									
8/18/2022									
8/19/2022									
2/13/2023				<0.0005		<0.0005	<0.0005	<0.0005	<0.0005
2/14/2023					<0.0005				
2/15/2023	<0.0005	<0.0005	<0.0005						
2/16/2023									
2/17/2023									
2/20/2023									
2/21/2023									

Prediction Limit

Constituent: Thallium (mg/L) Analysis Run 6/10/2026 10:44 AM View: Appendix I Interwell

Plant Bowen Client: Southern Company Data: Bowen 1, 2, 9, & 10

	GWC-48	GWC-47	GWC-47R	GWA-42 (bg)	GWA-43 (bg)	GWA-43R (bg)	GWA-39Z (bg)	GWA-41 (bg)	GWA-41R (bg)
2/22/2023									
7/25/2023					<0.0005	<0.0005		<0.0005	<0.0005
7/26/2023	<0.0005			<0.0005			<0.0005		
7/27/2023		0.0002 (J)	0.0002 (J)						
7/28/2023									
7/31/2023									
8/1/2023									
8/2/2023									
2/19/2024							<0.0005	<0.0005	<0.0005
2/20/2024				<0.0005	<0.0005	<0.0005			
2/21/2024	<0.0005	<0.0005	<0.0005						
2/22/2024									
2/26/2024									
2/27/2024									
2/28/2024									
8/1/2024				<0.0005			<0.0005	<0.0005	<0.0005
8/2/2024					<0.0005	<0.0005			
8/5/2024	<0.0005	<0.0005	<0.0005						
8/6/2024									
8/7/2024									
8/8/2024									
8/12/2024									
8/13/2024									
2/25/2025				<0.0005	<0.0005	<0.0005	<0.0005	<0.0005	<0.0005
2/26/2025	<0.0005	<0.0005	<0.0005						
2/27/2025									
2/28/2025									
3/3/2025									
3/4/2025									
8/27/2025									<0.0005
8/28/2025		<0.0005		<0.0005	<0.0005	<0.0005	<0.0005	<0.0005	
8/29/2025	<0.0005								
9/2/2025			<0.0005						
9/3/2025									
9/4/2025									
9/24/2025									
2/16/2026				<0.0005	<0.0005	<0.0005		<0.0005	<0.0005
2/17/2026	<0.0005	<0.0005	<0.0005						
2/18/2026							<0.0005		
2/19/2026									
2/20/2026									
2/24/2026									

ND substitution: RL or RL/2 if <15% NDs.

Prediction Limit

Constituent: Thallium (mg/L) Analysis Run 6/10/2026 10:44 AM View: Appendix I Interwell

Plant Bowen Client: Southern Company Data: Bowen 1, 2, 9, & 10

	GWA-40 (bg)	GWC-44	GWC-49R	GWC-49Z	GWA-39RZ (bg)
1/15/2008					
1/16/2008					
1/23/2008					
1/30/2008					
1/31/2008					
3/5/2008					
3/6/2008					
3/10/2008					
3/11/2008					
4/26/2010					
4/27/2010					
4/28/2010					
10/17/2011					
10/18/2011					
10/19/2011					
4/3/2012					
4/4/2012					
4/11/2012					
4/23/2012					
4/24/2012					
4/25/2012					
4/30/2012					
5/1/2012					
5/2/2012					
5/3/2012					
3/30/2015					
3/31/2015					
4/1/2015					
4/2/2015					
4/3/2015					
10/6/2015					
10/7/2015					
10/8/2015					
10/9/2015					
10/10/2015					
10/11/2015					
10/12/2015					
10/13/2015					
10/14/2015					
10/15/2015					
3/10/2016					
3/11/2016					
3/14/2016					
3/15/2016	<0.0005				
3/16/2016		<0.0005			
3/17/2016			<0.0005	<0.0005	
3/22/2016					
3/23/2016					
3/28/2016					
3/29/2016					
3/30/2016					
3/31/2016					

ND substitution: RL or RL/2 if <15% NDs.

Prediction Limit

Constituent: Thallium (mg/L) Analysis Run 6/10/2026 10:44 AM View: Appendix I Interwell

Plant Bowen Client: Southern Company Data: Bowen 1, 2, 9, & 10

	GWA-40 (bg)	GWC-44	GWC-49R	GWC-49Z	GWA-39RZ (bg)
4/4/2016					
4/5/2016					
5/11/2016	<0.0005				
5/12/2016					
5/13/2016					
5/16/2016		<0.0005			
5/17/2016					
5/18/2016			<0.0005	<0.0005	
5/19/2016					
5/20/2016					
5/23/2016					
5/24/2016					
5/25/2016					
5/26/2016					
5/27/2016					
5/31/2016					
6/1/2016					
7/19/2016					
7/20/2016					
7/21/2016	<0.0005				
7/22/2016					
7/25/2016		<0.0005			
7/26/2016					
7/27/2016			0.0001 (J)		
7/28/2016				<0.0005	
7/29/2016					
8/1/2016					
8/2/2016					
8/3/2016					
8/4/2016					
8/5/2016					
8/9/2016					
9/15/2016	<0.0005				
9/16/2016					
9/19/2016		<0.0005			
9/20/2016					
9/21/2016			<0.0005	<0.0005	
9/22/2016					
9/23/2016					
9/26/2016					
9/27/2016					
9/28/2016					
9/29/2016					
9/30/2016					
11/2/2016					
11/3/2016	<0.0005	<0.0005			
11/4/2016			<0.0005		
11/7/2016				<0.0005	
11/9/2016					
11/10/2016					
11/11/2016					
11/14/2016					

Prediction Limit

Constituent: Thallium (mg/L) Analysis Run 6/10/2026 10:44 AM View: Appendix I Interwell

Plant Bowen Client: Southern Company Data: Bowen 1, 2, 9, & 10

	GWA-40 (bg)	GWC-44	GWC-49R	GWC-49Z	GWA-39RZ (bg)
11/18/2016					
11/21/2016					
11/22/2016					
11/23/2016					
11/28/2016					
1/17/2017	<0.0005				
1/18/2017					
1/19/2017		<0.0005			
1/20/2017					
1/23/2017					
1/24/2017			<0.0005	<0.0005	
1/30/2017					
1/31/2017					
2/1/2017					
2/3/2017					
2/6/2017					
2/7/2017					
2/8/2017					
2/9/2017					
2/10/2017					
2/13/2017					
2/21/2017					<0.0005
2/22/2017					
3/24/2017	<0.0005				
3/27/2017					<0.0005
3/28/2017		5E-05 (J)			
3/29/2017			<0.0005		
3/30/2017				5E-05 (J)	
4/3/2017					
4/6/2017					
4/7/2017					
4/10/2017					
4/11/2017					
4/12/2017					
5/24/2017	<0.0005				
6/5/2017		5E-05 (J)			
6/6/2017					
6/7/2017					
6/8/2017			<0.0005		<0.0005
6/9/2017				<0.0005	
6/12/2017					
6/13/2017					
6/14/2017					
6/15/2017					
6/16/2017					
7/12/2017					
7/14/2017					
7/17/2017					<0.0005
7/20/2017					
7/26/2017					
7/27/2017					<0.0005
7/28/2017					

Prediction Limit

Constituent: Thallium (mg/L) Analysis Run 6/10/2026 10:44 AM View: Appendix I Interwell

Plant Bowen Client: Southern Company Data: Bowen 1, 2, 9, & 10

	GWA-40 (bg)	GWC-44	GWC-49R	GWC-49Z	GWA-39RZ (bg)
8/9/2017					<0.0005
8/10/2017					
8/24/2017					
9/22/2017					
9/25/2017					
9/26/2017	<0.0005	<0.0005			
9/27/2017					
9/29/2017			<0.0005	<0.0005	<0.0005
10/2/2017					
10/3/2017					
10/4/2017					
10/5/2017					
10/6/2017					
10/9/2017					
3/14/2018	<0.0005				
3/15/2018		<0.0005	<0.0005	<0.0005	
3/16/2018					<0.0005
3/19/2018					
3/20/2018					
3/21/2018					
3/22/2018					
3/23/2018					
9/12/2018	<0.0005	<0.0005			
9/13/2018			<0.0005		
9/14/2018				<0.0005	<0.0005
9/17/2018					
9/18/2018					
9/19/2018					
9/20/2018					
3/13/2019	<0.0005				
3/14/2019		<0.0005			<0.0005
3/15/2019					
3/18/2019			<0.0005		
3/19/2019				<0.0005	
3/20/2019					
3/21/2019					
3/22/2019					
3/23/2019					
3/25/2019					
3/27/2019					
5/6/2019					
9/9/2019	<0.0005				
9/10/2019					
9/11/2019		<0.0005	<0.0005	<0.0005	<0.0005
9/12/2019					
9/13/2019					
9/16/2019					
9/17/2019					
9/18/2019					
9/19/2019					
3/6/2020					
3/9/2020	7.8E-05 (J)			<0.0005	<0.0005

Prediction Limit

Constituent: Thallium (mg/L) Analysis Run 6/10/2026 10:44 AM View: Appendix I Interwell

Plant Bowen Client: Southern Company Data: Bowen 1, 2, 9, & 10

	GWA-40 (bg)	GWC-44	GWC-49R	GWC-49Z	GWA-39RZ (bg)
3/10/2020		<0.0005			
3/11/2020			<0.0005		
3/12/2020					
3/13/2020					
3/16/2020					
3/17/2020					
9/10/2020					
9/11/2020	<0.0005		<0.0005		
9/14/2020				<0.0005	
9/15/2020		<0.0005			
9/16/2020					<0.0005
9/17/2020					
9/21/2020					
9/22/2020					
3/10/2021	<0.0005				
3/11/2021		<0.0005			
3/12/2021					
3/15/2021			<0.0005	<0.0005	
3/16/2021					<0.0005
3/17/2021					
3/18/2021					
3/19/2021					
3/29/2021					
8/4/2021	<0.0005	<0.0005			
8/5/2021				<0.0005	
8/6/2021					<0.0005
8/9/2021					
8/10/2021					
8/11/2021			<0.0005		
8/12/2021					
1/31/2022	<0.0005	<0.0005			
2/1/2022			<0.0005	<0.0005	
2/2/2022					<0.0005
2/3/2022					
2/4/2022					
2/7/2022					
2/17/2022					
8/10/2022					
8/11/2022					
8/12/2022	<0.0005				
8/15/2022		<0.0005	<0.0005	<0.0005	
8/16/2022					<0.0005
8/17/2022					
8/18/2022					
8/19/2022					
2/13/2023	<0.0005				
2/14/2023		<0.0005	<0.0005	<0.0005	<0.0005
2/15/2023					
2/16/2023					
2/17/2023					
2/20/2023					
2/21/2023					

ND substitution: RL or RL/2 if <15% NDs.

Prediction Limit

Constituent: Thallium (mg/L) Analysis Run 6/10/2026 10:44 AM View: Appendix I Interwell

Plant Bowen Client: Southern Company Data: Bowen 1, 2, 9, & 10

	GWA-40 (bg)	GWC-44	GWC-49R	GWC-49Z	GWA-39RZ (bg)
2/22/2023					
7/25/2023					<0.0005
7/26/2023	<0.0005	<0.0005			
7/27/2023			<0.0005	<0.0005	
7/28/2023					
7/31/2023					
8/1/2023					
8/2/2023					
2/19/2024	<0.0005				<0.0005
2/20/2024		<0.0005			
2/21/2024			<0.0005	<0.0005	
2/22/2024					
2/26/2024					
2/27/2024					
2/28/2024					
8/1/2024	<0.0005				<0.0005
8/2/2024					
8/5/2024					
8/6/2024		<0.0005	<0.0005	<0.0005	
8/7/2024					
8/8/2024					
8/12/2024					
8/13/2024					
2/25/2025	<0.0005				
2/26/2025		<0.0005	<0.0005	<0.0005	<0.0005
2/27/2025					
2/28/2025					
3/3/2025					
3/4/2025					
8/27/2025	<0.0005				
8/28/2025		<0.0005			<0.0005
8/29/2025			<0.0005	<0.0005	
9/2/2025					
9/3/2025					
9/4/2025					
9/24/2025					
2/16/2026	<0.0005	<0.0005			
2/17/2026			<0.0005	<0.0005	
2/18/2026					<0.0005
2/19/2026					
2/20/2026					
2/24/2026					

ND substitution: RL or RL/2 if <15% NDs.

FIGURE J.

Appendix I Trend Tests - Prediction Limit Exceedances - All Results (No Significant)

Plant Bowen Client: Southern Company Data: Bowen 1, 2, 9, & 10 Printed 6/10/2026, 10:47 AM

Constituent	Well	Slope	Calc.	Critical	Sig.	N	%NDs	Normality	Alpha	Method
Mercury (mg/L)	GWA-1 (bg)	0	-1.261	-2.58	No	47	93.62	n/a	0.01	NP
Mercury (mg/L)	GWA-2 (bg)	0	-0.6989	-2.58	No	47	87.23	n/a	0.01	NP
Mercury (mg/L)	GWA-2R (bg)	0	0	2.58	No	47	100	n/a	0.01	NP
Mercury (mg/L)	GWA-3A (bg)	0	-1.023	-2.58	No	46	95.65	n/a	0.01	NP
Mercury (mg/L)	GWA-4RZ (bg)	0	-8	-223	No	40	90	n/a	0.01	NP
Mercury (mg/L)	GWA-39RZ (bg)	0	7	105	No	24	95.83	n/a	0.01	NP
Mercury (mg/L)	GWA-39Z (bg)	0	-7	-118	No	26	96.15	n/a	0.01	NP
Mercury (mg/L)	GWA-40 (bg)	0	-24	-118	No	26	88.46	n/a	0.01	NP
Mercury (mg/L)	GWA-41 (bg)	0	-19	-118	No	26	92.31	n/a	0.01	NP
Mercury (mg/L)	GWA-41R (bg)	0	-19	-118	No	26	92.31	n/a	0.01	NP
Mercury (mg/L)	GWA-42 (bg)	0	-12	-118	No	26	88.46	n/a	0.01	NP
Mercury (mg/L)	GWA-43 (bg)	0	0	118	No	26	100	n/a	0.01	NP
Mercury (mg/L)	GWA-43R (bg)	0	-1	-118	No	26	92.31	n/a	0.01	NP
Mercury (mg/L)	GWA-50 (bg)	0	0.2001	2.58	No	41	92.68	n/a	0.01	NP
Mercury (mg/L)	GWA-50R (bg)	0	-0.1268	-2.58	No	41	97.56	n/a	0.01	NP
Mercury (mg/L)	GWC-48	0	79	152	No	31	41.94	n/a	0.01	NP

Sanitas™ v.10.1.06e Software licensed to Groundwater Stats Consulting. UG
Hollow symbols indicate censored values.

Sen's Slope Estimator

GWA-1 (bg)

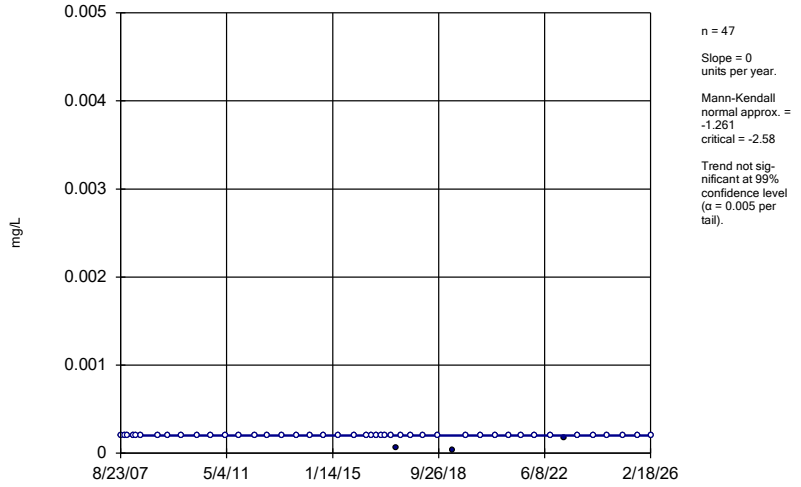

n = 47

Slope = 0
units per year.

Mann-Kendall
normal approx. =
-1.261
critical = -2.58

Trend not sig-
nificant at 99%
confidence level
(α = 0.005 per
tail).

Constituent: Mercury Analysis Run 6/10/2026 10:46 AM View: Appendix I Trend Tests
Plant Bowen Client: Southern Company Data: Bowen 1, 2, 9, & 10

Sanitas™ v.10.1.06e Software licensed to Groundwater Stats Consulting. UG
Hollow symbols indicate censored values.

Sen's Slope Estimator

GWA-2 (bg)

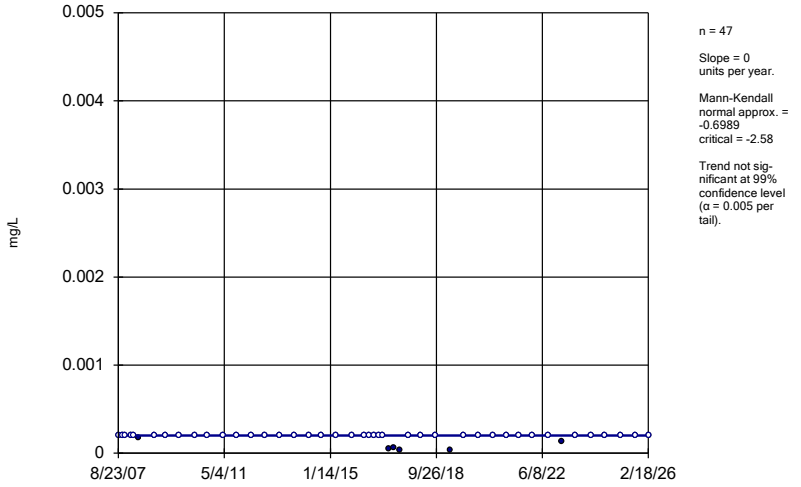

n = 47

Slope = 0
units per year.

Mann-Kendall
normal approx. =
-0.6989
critical = -2.58

Trend not sig-
nificant at 99%
confidence level
(α = 0.005 per
tail).

Constituent: Mercury Analysis Run 6/10/2026 10:46 AM View: Appendix I Trend Tests
Plant Bowen Client: Southern Company Data: Bowen 1, 2, 9, & 10

Sanitas™ v.10.1.06e Software licensed to Groundwater Stats Consulting. UG
Hollow symbols indicate censored values.

Sen's Slope Estimator

GWA-2R (bg)

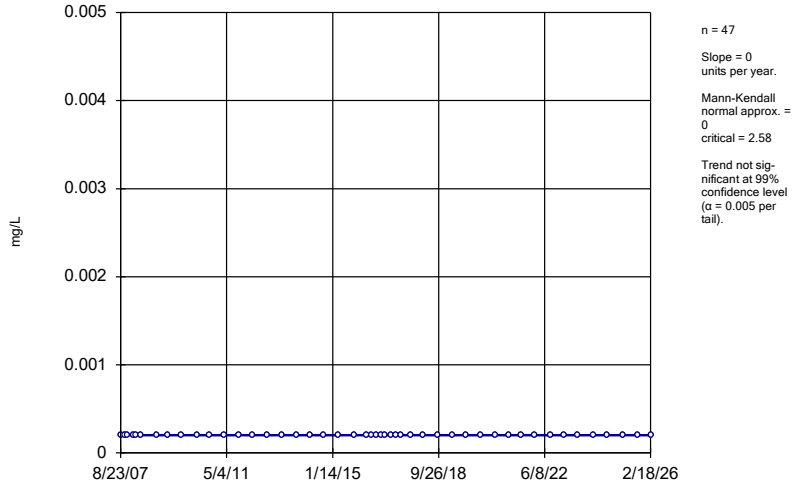

n = 47

Slope = 0
units per year.

Mann-Kendall
normal approx. =
0
critical = 2.58

Trend not sig-
nificant at 99%
confidence level
(α = 0.005 per
tail).

Constituent: Mercury Analysis Run 6/10/2026 10:46 AM View: Appendix I Trend Tests
Plant Bowen Client: Southern Company Data: Bowen 1, 2, 9, & 10

Sanitas™ v.10.1.06e Software licensed to Groundwater Stats Consulting. UG
Hollow symbols indicate censored values.

Sen's Slope Estimator

GWA-3A (bg)

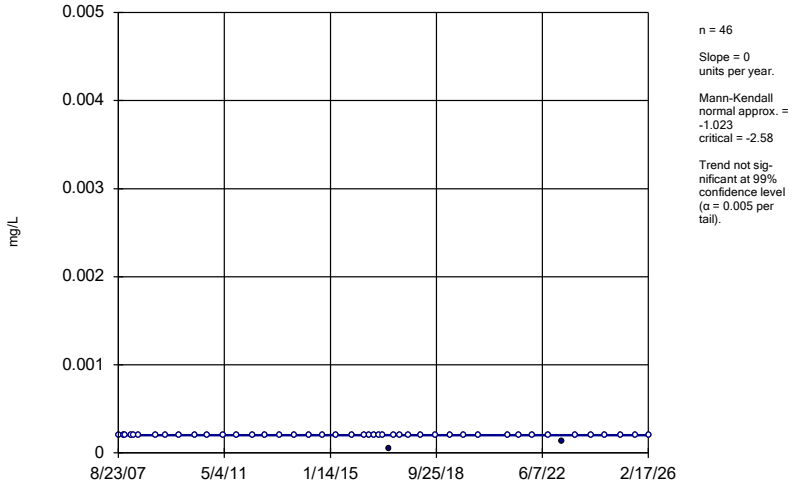

n = 46

Slope = 0
units per year.

Mann-Kendall
normal approx. =
-1.023
critical = -2.58

Trend not sig-
nificant at 99%
confidence level
(α = 0.005 per
tail).

Constituent: Mercury Analysis Run 6/10/2026 10:46 AM View: Appendix I Trend Tests
Plant Bowen Client: Southern Company Data: Bowen 1, 2, 9, & 10

Sanitas™ v.10.1.06e Software licensed to Groundwater Stats Consulting. UG
Hollow symbols indicate censored values.

Sen's Slope Estimator

GWA-4RZ (bg)

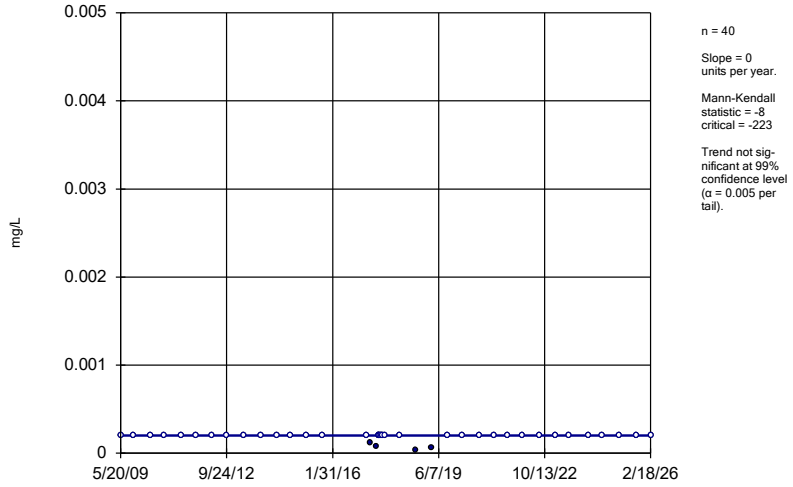

n = 40

Slope = 0 units per year.

Mann-Kendall statistic = -8
critical = -223

Trend not significant at 99% confidence level (α = 0.005 per tail).

Constituent: Mercury Analysis Run 6/10/2026 10:46 AM View: Appendix I Trend Tests
Plant Bowen Client: Southern Company Data: Bowen 1, 2, 9, & 10

Sanitas™ v.10.1.06e Software licensed to Groundwater Stats Consulting. UG
Hollow symbols indicate censored values.

Sen's Slope Estimator

GWA-39RZ (bg)

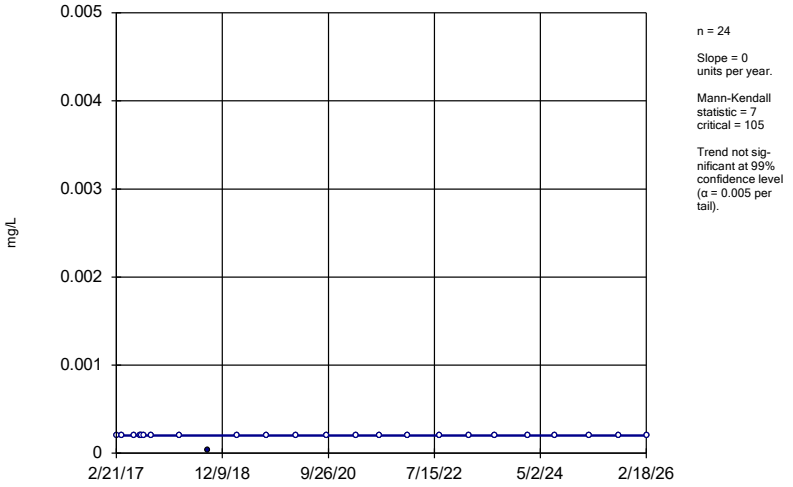

n = 24

Slope = 0 units per year.

Mann-Kendall statistic = 7
critical = 105

Trend not significant at 99% confidence level (α = 0.005 per tail).

Constituent: Mercury Analysis Run 6/10/2026 10:46 AM View: Appendix I Trend Tests
Plant Bowen Client: Southern Company Data: Bowen 1, 2, 9, & 10

Sanitas™ v.10.1.06e Software licensed to Groundwater Stats Consulting. UG
Hollow symbols indicate censored values.

Sen's Slope Estimator

GWA-39Z (bg)

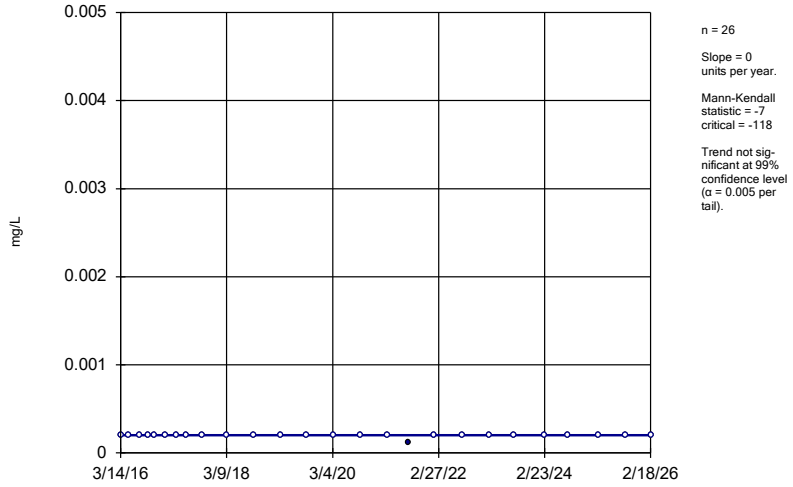

n = 26

Slope = 0 units per year.

Mann-Kendall statistic = -7
critical = -118

Trend not significant at 99% confidence level (α = 0.005 per tail).

Constituent: Mercury Analysis Run 6/10/2026 10:46 AM View: Appendix I Trend Tests
Plant Bowen Client: Southern Company Data: Bowen 1, 2, 9, & 10

Sanitas™ v.10.1.06e Software licensed to Groundwater Stats Consulting. UG
Hollow symbols indicate censored values.

Sen's Slope Estimator

GWA-40 (bg)

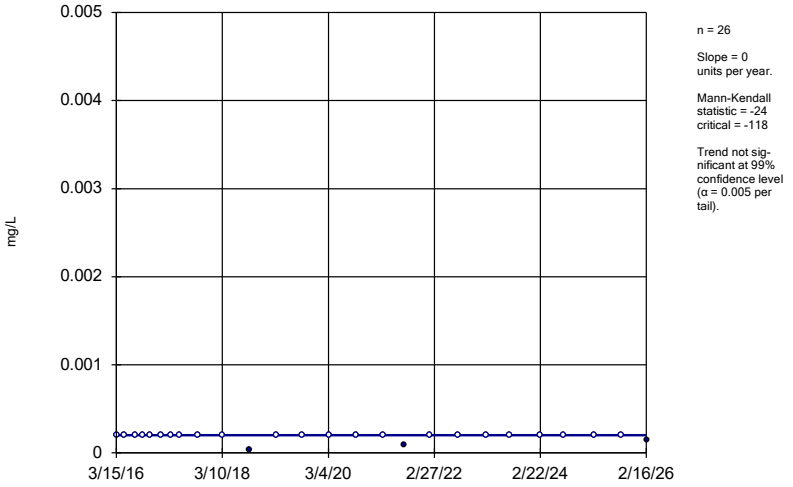

n = 26

Slope = 0 units per year.

Mann-Kendall statistic = -24
critical = -118

Trend not significant at 99% confidence level (α = 0.005 per tail).

Constituent: Mercury Analysis Run 6/10/2026 10:46 AM View: Appendix I Trend Tests
Plant Bowen Client: Southern Company Data: Bowen 1, 2, 9, & 10

Sanitas™ v.10.1.06e Software licensed to Groundwater Stats Consulting. UG
Hollow symbols indicate censored values.

Sen's Slope Estimator

GWA-41 (bg)

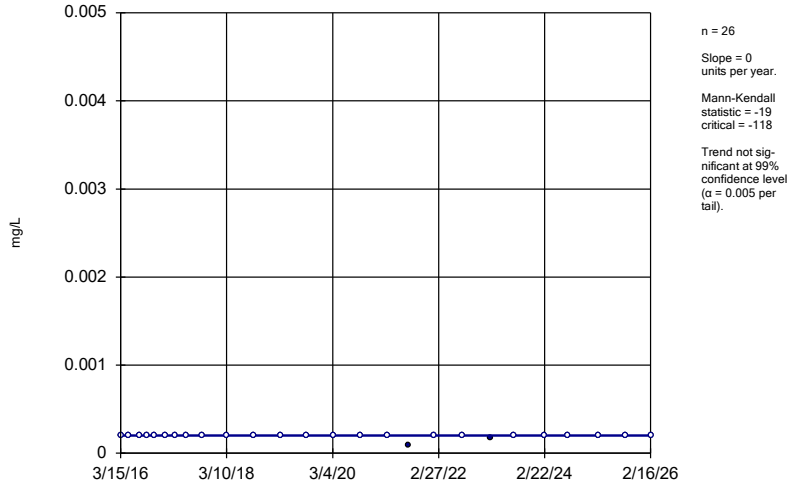

n = 26

Slope = 0 units per year.

Mann-Kendall statistic = -19
critical = -118

Trend not significant at 99% confidence level (α = 0.005 per tail).

Constituent: Mercury Analysis Run 6/10/2026 10:46 AM View: Appendix I Trend Tests
Plant Bowen Client: Southern Company Data: Bowen 1, 2, 9, & 10

Sanitas™ v.10.1.06e Software licensed to Groundwater Stats Consulting. UG
Hollow symbols indicate censored values.

Sen's Slope Estimator

GWA-41R (bg)

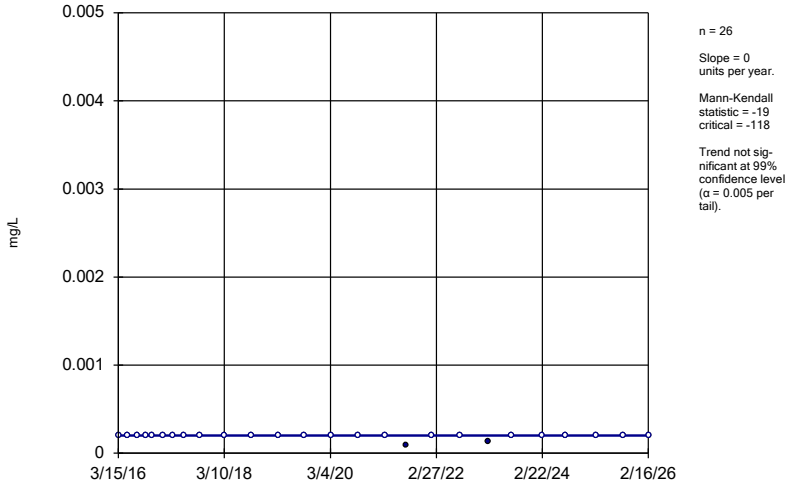

n = 26

Slope = 0 units per year.

Mann-Kendall statistic = -19
critical = -118

Trend not significant at 99% confidence level (α = 0.005 per tail).

Constituent: Mercury Analysis Run 6/10/2026 10:46 AM View: Appendix I Trend Tests
Plant Bowen Client: Southern Company Data: Bowen 1, 2, 9, & 10

Sanitas™ v.10.1.06e Software licensed to Groundwater Stats Consulting. UG
Hollow symbols indicate censored values.

Sen's Slope Estimator

GWA-42 (bg)

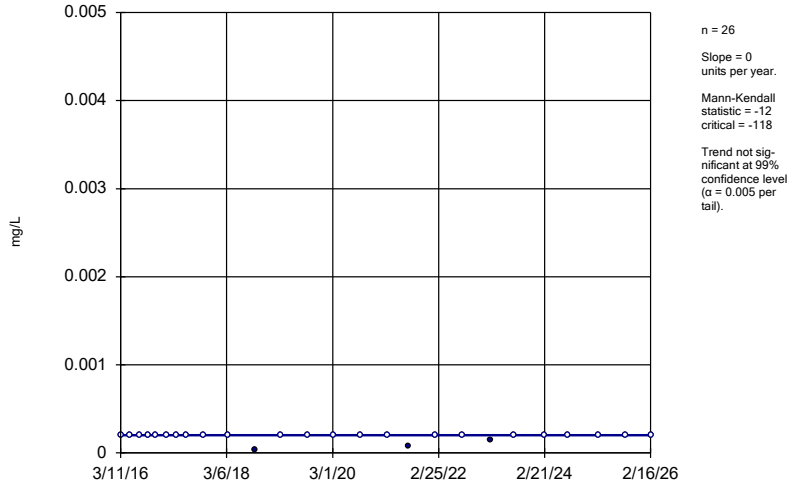

n = 26

Slope = 0 units per year.

Mann-Kendall statistic = -12
critical = -118

Trend not significant at 99% confidence level (α = 0.005 per tail).

Constituent: Mercury Analysis Run 6/10/2026 10:46 AM View: Appendix I Trend Tests
Plant Bowen Client: Southern Company Data: Bowen 1, 2, 9, & 10

Sanitas™ v.10.1.06e Software licensed to Groundwater Stats Consulting. UG
Hollow symbols indicate censored values.

Sen's Slope Estimator

GWA-43 (bg)

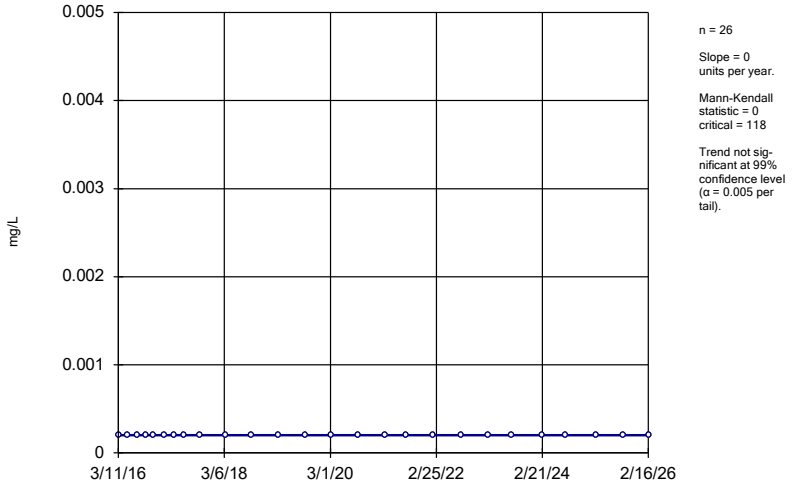

n = 26

Slope = 0 units per year.

Mann-Kendall statistic = 0
critical = 118

Trend not significant at 99% confidence level (α = 0.005 per tail).

Constituent: Mercury Analysis Run 6/10/2026 10:46 AM View: Appendix I Trend Tests
Plant Bowen Client: Southern Company Data: Bowen 1, 2, 9, & 10

Sanitas™ v.10.1.06e Software licensed to Groundwater Stats Consulting. UG
Hollow symbols indicate censored values.

Sen's Slope Estimator

GWA-43R (bg)

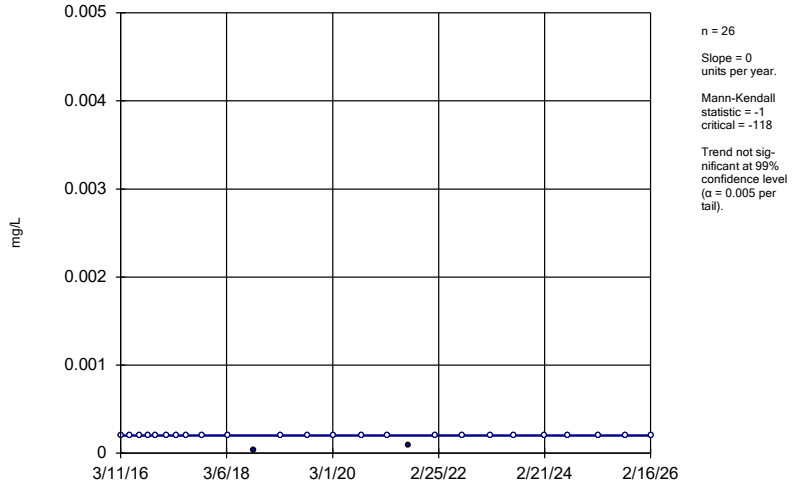

n = 26

Slope = 0
units per year.

Mann-Kendall
statistic = -1
critical = -118

Trend not sig-
nificant at 99%
confidence level
(α = 0.005 per
tail).

Constituent: Mercury Analysis Run 6/10/2026 10:46 AM View: Appendix I Trend Tests
Plant Bowen Client: Southern Company Data: Bowen 1, 2, 9, & 10

Sanitas™ v.10.1.06e Software licensed to Groundwater Stats Consulting. UG
Hollow symbols indicate censored values.

Sen's Slope Estimator

GWA-50 (bg)

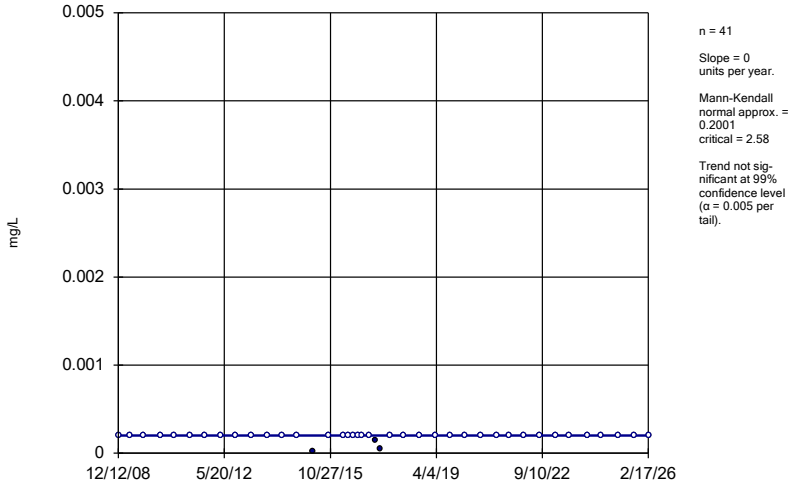

n = 41

Slope = 0
units per year.

Mann-Kendall
normal approx. =
0.2001
critical = 2.58

Trend not sig-
nificant at 99%
confidence level
(α = 0.005 per
tail).

Constituent: Mercury Analysis Run 6/10/2026 10:46 AM View: Appendix I Trend Tests
Plant Bowen Client: Southern Company Data: Bowen 1, 2, 9, & 10

Sanitas™ v.10.1.06e Software licensed to Groundwater Stats Consulting. UG
Hollow symbols indicate censored values.

Sen's Slope Estimator

GWA-50R (bg)

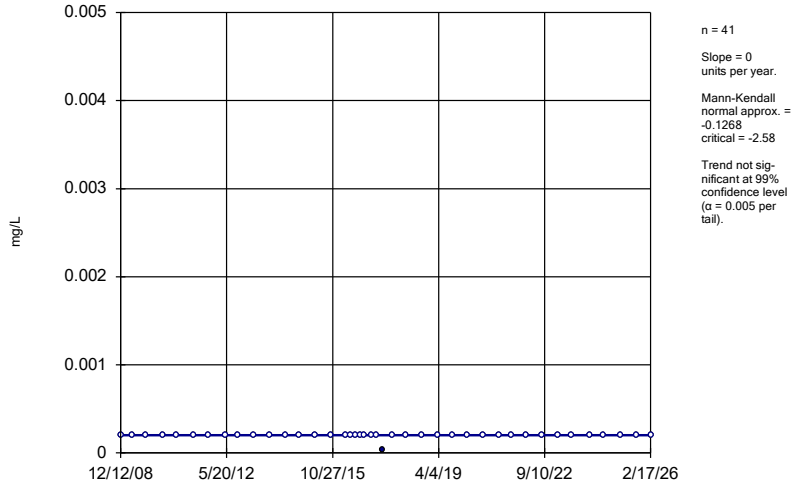

n = 41

Slope = 0
units per year.

Mann-Kendall
normal approx. =
-0.1268
critical = -2.58

Trend not sig-
nificant at 99%
confidence level
(α = 0.005 per
tail).

Constituent: Mercury Analysis Run 6/10/2026 10:46 AM View: Appendix I Trend Tests
Plant Bowen Client: Southern Company Data: Bowen 1, 2, 9, & 10

Sanitas™ v.10.1.06e Software licensed to Groundwater Stats Consulting. UG
Hollow symbols indicate censored values.

Sen's Slope Estimator

GWC-48

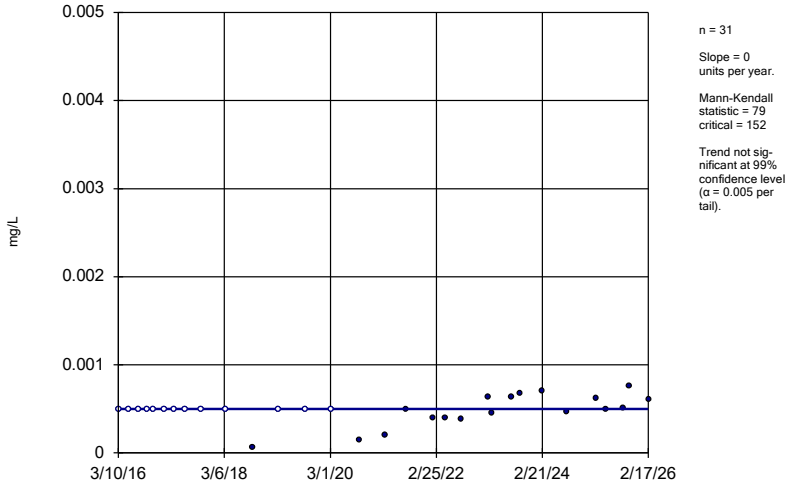

n = 31

Slope = 0
units per year.

Mann-Kendall
statistic = 79
critical = 152

Trend not sig-
nificant at 99%
confidence level
(α = 0.005 per
tail).

Constituent: Mercury Analysis Run 6/10/2026 10:46 AM View: Appendix I Trend Tests
Plant Bowen Client: Southern Company Data: Bowen 1, 2, 9, & 10

FIGURE K.

Appendix III Intrawell Prediction Limits - Significant Results

Plant Bowen Client: Southern Company Data: Bowen 1, 2, 9, & 10 Printed 8/10/2026, 4:40 PM

Constituent	Well	Upper Lim.	Lower Lim.	Date	Observ.	Sig.	Bg N	%NDs	ND Adj.	Transform	Alpha	Method
Calcium (mg/L)	**GWA-3A**	**23**	**n/a**	**2/17/2026**	**24.1**	**Yes**	**10**	**0**	**n/a**	**n/a**	**0.01476**	**NP Intra (normality) 1 of 2**
Calcium (mg/L)	**GWC-9**	**24.9**	**n/a**	**2/18/2026**	**26.3**	**Yes**	**25**	**0**	**n/a**	**n/a**	**0.002832**	**NP Intra (normality) 1 of 2**
Calcium (mg/L)	**GWC-12**	**9.405**	**n/a**	**2/18/2026**	**9.6**	**Yes**	**25**	**0**	**None**	**No**	**0.0002894**	**Param Intra 1 of 2**

Appendix III Intrawell Prediction Limits - All Results

Plant Bowen Client: Southern Company Data: Bowen 1, 2, 9, & 10 Printed 8/10/2026, 4:40 PM

Constituent	Well	Upper Lim.	Lower Lim.	Date	Observ.	Sig.	Bg N	%NDs	ND Adj.	Transform	Alpha	Method
Boron (mg/L)	GWA-1	0.04	n/a	2/18/2026	0.04ND	No	25	68	n/a	n/a	0.002832	NP Intra (NDs) 1 of 2
Boron (mg/L)	GWA-2	0.04	n/a	2/18/2026	0.04ND	No	25	76	n/a	n/a	0.002832	NP Intra (NDs) 1 of 2
Boron (mg/L)	GWA-2R	0.04	n/a	2/18/2026	0.04ND	No	25	48	n/a	n/a	0.002832	NP Intra (normality) 1 of 2
Boron (mg/L)	GWA-3A	0.04	n/a	2/17/2026	0.04ND	No	24	87.5	n/a	n/a	0.003124	NP Intra (NDs) 1 of 2
Boron (mg/L)	GWA-4RZ	0.04	n/a	2/18/2026	0.04ND	No	25	28	n/a	n/a	0.002832	NP Intra (normality) 1 of 2
Boron (mg/L)	GWA-39RZ	0.04	n/a	2/18/2026	0.04ND	No	23	43.48	n/a	n/a	0.003415	NP Intra (normality) 1 of 2
Boron (mg/L)	GWA-39Z	0.04	n/a	2/18/2026	0.04ND	No	25	76	n/a	n/a	0.002832	NP Intra (NDs) 1 of 2
Boron (mg/L)	GWA-40	0.04	n/a	2/16/2026	0.04ND	No	25	80	n/a	n/a	0.002832	NP Intra (NDs) 1 of 2
Boron (mg/L)	GWA-41	0.04	n/a	2/16/2026	0.04ND	No	25	72	n/a	n/a	0.002832	NP Intra (NDs) 1 of 2
Boron (mg/L)	GWA-41R	0.04	n/a	2/16/2026	0.012J	No	25	24	n/a	n/a	0.002832	NP Intra (normality) 1 of 2
Boron (mg/L)	GWA-42	0.04	n/a	2/16/2026	0.04ND	No	25	80	n/a	n/a	0.002832	NP Intra (NDs) 1 of 2
Boron (mg/L)	GWA-43	0.04	n/a	2/16/2026	0.04ND	No	25	84	n/a	n/a	0.002832	NP Intra (NDs) 1 of 2
Boron (mg/L)	GWA-43R	0.0405	n/a	2/16/2026	0.017J	No	25	16	Kaplan-Meier	sqrt(x)	0.0002894	Param Intra 1 of 2
Boron (mg/L)	GWA-50	0.04	n/a	2/17/2026	0.04ND	No	25	84	n/a	n/a	0.002832	NP Intra (NDs) 1 of 2
Boron (mg/L)	GWA-50R	0.04	n/a	2/17/2026	0.04ND	No	25	88	n/a	n/a	0.002832	NP Intra (NDs) 1 of 2
Boron (mg/L)	GWC-5	0.04	n/a	2/19/2026	0.04ND	No	25	84	n/a	n/a	0.002832	NP Intra (NDs) 1 of 2
Boron (mg/L)	GWC-6	0.04	n/a	2/20/2026	0.04ND	No	25	96	n/a	n/a	0.002832	NP Intra (NDs) 1 of 2
Boron (mg/L)	GWC-6RZ	0.04	n/a	2/20/2026	0.04ND	No	25	88	n/a	n/a	0.002832	NP Intra (NDs) 1 of 2
Boron (mg/L)	GWC-7Z	0.04	n/a	2/19/2026	0.04ND	No	25	60	n/a	n/a	0.002832	NP Intra (NDs) 1 of 2
Boron (mg/L)	GWC-8RR	0.04	n/a	2/19/2026	0.04ND	No	25	88	n/a	n/a	0.002832	NP Intra (NDs) 1 of 2
Boron (mg/L)	GWC-8Z	0.04	n/a	2/19/2026	0.04ND	No	25	88	n/a	n/a	0.002832	NP Intra (NDs) 1 of 2
Boron (mg/L)	GWC-9	0.04	n/a	2/18/2026	0.04ND	No	25	84	n/a	n/a	0.002832	NP Intra (NDs) 1 of 2
Boron (mg/L)	GWC-10	0.04	n/a	2/19/2026	0.04ND	No	25	96	n/a	n/a	0.002832	NP Intra (NDs) 1 of 2
Boron (mg/L)	GWC-10R	0.04	n/a	2/19/2026	0.04ND	No	25	84	n/a	n/a	0.002832	NP Intra (NDs) 1 of 2
Boron (mg/L)	GWC-11	0.04	n/a	2/19/2026	0.04ND	No	25	92	n/a	n/a	0.002832	NP Intra (NDs) 1 of 2
Boron (mg/L)	GWC-11R	0.04	n/a	2/20/2026	0.04ND	No	25	80	n/a	n/a	0.002832	NP Intra (NDs) 1 of 2
Boron (mg/L)	GWC-12	0.04	n/a	2/18/2026	0.04ND	No	25	100	n/a	n/a	0.002832	NP Intra (NDs) 1 of 2
Boron (mg/L)	GWC-13	0.04404	n/a	2/19/2026	0.026J	No	25	24	Kaplan-Meier	ln(x)	0.0002894	Param Intra 1 of 2
Boron (mg/L)	GWC-13RZ	0.04	n/a	2/20/2026	0.018J	No	25	16	n/a	n/a	0.002832	NP Intra (normality) 1 of 2
Boron (mg/L)	GWC-14Z	0.04	n/a	2/24/2026	0.04ND	No	24	87.5	n/a	n/a	0.003124	NP Intra (NDs) 1 of 2
Boron (mg/L)	GWC-15R	0.04	n/a	2/24/2026	0.04ND	No	25	72	n/a	n/a	0.002832	NP Intra (NDs) 1 of 2
Boron (mg/L)	GWC-15Z	0.04	n/a	2/24/2026	0.04ND	No	25	80	n/a	n/a	0.002832	NP Intra (NDs) 1 of 2
Boron (mg/L)	GWC-44	0.04	n/a	2/16/2026	0.04ND	No	25	40	n/a	n/a	0.002832	NP Intra (normality) 1 of 2
Boron (mg/L)	GWC-45	0.04	n/a	2/17/2026	0.04ND	No	25	84	n/a	n/a	0.002832	NP Intra (NDs) 1 of 2
Boron (mg/L)	GWC-45R	0.04	n/a	2/17/2026	0.0084J	No	25	52	n/a	n/a	0.002832	NP Intra (NDs) 1 of 2
Boron (mg/L)	GWC-46R	0.04	n/a	2/16/2026	0.04ND	No	26	80.77	n/a	n/a	0.002667	NP Intra (NDs) 1 of 2
Boron (mg/L)	GWC-47	0.04	n/a	2/17/2026	0.04ND	No	25	80	n/a	n/a	0.002832	NP Intra (NDs) 1 of 2
Boron (mg/L)	GWC-47R	0.04	n/a	2/17/2026	0.04ND	No	25	80	n/a	n/a	0.002832	NP Intra (NDs) 1 of 2
Boron (mg/L)	GWC-48	0.04	n/a	2/17/2026	0.04ND	No	25	92	n/a	n/a	0.002832	NP Intra (NDs) 1 of 2
Boron (mg/L)	GWC-49R	0.04	n/a	2/17/2026	0.04ND	No	25	80	n/a	n/a	0.002832	NP Intra (NDs) 1 of 2
Boron (mg/L)	GWC-49Z	0.04	n/a	2/17/2026	0.04ND	No	25	64	n/a	n/a	0.002832	NP Intra (NDs) 1 of 2
Calcium (mg/L)	GWA-1	36.89	n/a	2/18/2026	33.8	No	25	0	None	No	0.0002894	Param Intra 1 of 2
Calcium (mg/L)	GWA-2	78.97	n/a	2/18/2026	34.4	No	25	0	None	No	0.0002894	Param Intra 1 of 2
Calcium (mg/L)	GWA-2R	65.29	n/a	2/18/2026	23.4	No	25	0	None	No	0.0002894	Param Intra 1 of 2
Calcium (mg/L)	**GWA-3A**	**23**	**n/a**	**2/17/2026**	**24.1**	**Yes**	**10**	**0**	**n/a**	**n/a**	**0.01476**	**NP Intra (normality) 1 of 2**
Calcium (mg/L)	GWA-4RZ	64.71	n/a	2/18/2026	60.4	No	25	0	None	No	0.0002894	Param Intra 1 of 2
Calcium (mg/L)	GWA-39RZ	37.67	n/a	2/18/2026	37	No	23	0	None	No	0.0002894	Param Intra 1 of 2
Calcium (mg/L)	GWA-39Z	29.83	n/a	2/18/2026	13	No	26	0	None	No	0.0002894	Param Intra 1 of 2
Calcium (mg/L)	GWA-40	29.42	n/a	2/16/2026	18.4	No	25	0	None	No	0.0002894	Param Intra 1 of 2
Calcium (mg/L)	GWA-41	39.72	n/a	2/16/2026	10.6	No	25	0	None	No	0.0002894	Param Intra 1 of 2
Calcium (mg/L)	GWA-41R	48.78	n/a	2/16/2026	42.6	No	25	0	None	No	0.0002894	Param Intra 1 of 2
Calcium (mg/L)	GWA-42	43.64	n/a	2/16/2026	37.9	No	25	0	None	No	0.0002894	Param Intra 1 of 2
Calcium (mg/L)	GWA-43	16.01	n/a	2/16/2026	2.3	No	24	0	None	x^(1/3)	0.0002894	Param Intra 1 of 2
Calcium (mg/L)	GWA-43R	36.72	n/a	2/16/2026	32.9	No	26	0	None	No	0.0002894	Param Intra 1 of 2
Calcium (mg/L)	GWA-50	4.2	n/a	2/17/2026	1.6	No	25	0	n/a	n/a	0.002832	NP Intra (normality) 1 of 2
Calcium (mg/L)	GWA-50R	12.93	n/a	2/17/2026	0.8	No	25	0	None	sqrt(x)	0.0002894	Param Intra 1 of 2
Calcium (mg/L)	GWC-5	9.83	n/a	2/19/2026	1.8	No	25	0	None	ln(x)	0.0002894	Param Intra 1 of 2
Calcium (mg/L)	GWC-6	17.19	n/a	2/20/2026	16.1	No	25	0	None	x^3	0.0002894	Param Intra 1 of 2
Calcium (mg/L)	GWC-6RZ	14.24	n/a	2/20/2026	10.1	No	25	0	None	x^2	0.0002894	Param Intra 1 of 2
Calcium (mg/L)	GWC-7Z	28.55	n/a	2/19/2026	24.9	No	25	0	None	No	0.0002894	Param Intra 1 of 2
Calcium (mg/L)	GWC-8RR	26.07	n/a	2/19/2026	24.4	No	25	0	None	No	0.0002894	Param Intra 1 of 2
Calcium (mg/L)	GWC-8Z	25.34	n/a	2/19/2026	23.3	No	24	0	None	x^3	0.0002894	Param Intra 1 of 2
Calcium (mg/L)	**GWC-9**	**24.9**	**n/a**	**2/18/2026**	**26.3**	**Yes**	**25**	**0**	**n/a**	**n/a**	**0.002832**	**NP Intra (normality) 1 of 2**
Calcium (mg/L)	GWC-10	44.22	n/a	2/19/2026	35.3	No	25	0	None	x^2	0.0002894	Param Intra 1 of 2
Calcium (mg/L)	GWC-10R	50.61	n/a	2/19/2026	44.2	No	25	0	None	No	0.0002894	Param Intra 1 of 2

Appendix III Intrawell Prediction Limits - All Results

Plant Bowen Client: Southern Company Data: Bowen 1, 2, 9, & 10 Printed 8/10/2026, 4:40 PM

Constituent	Well	Upper Lim.	Lower Lim.	Date	Observ.	Sig.	Bg N	%NDs	ND Adj.	Transform	Alpha	Method
Calcium (mg/L)	GWC-11	26.48	n/a	2/19/2026	20.6	No	25	0	None	x^2	0.0002894	Param Intra 1 of 2
Calcium (mg/L)	GWC-11R	40.62	n/a	2/20/2026	32.9	No	25	0	None	No	0.0002894	Param Intra 1 of 2
Calcium (mg/L)	**GWC-12**	**9.405**	**n/a**	**2/18/2026**	**9.6**	**Yes**	**25**	**0**	**None**	**No**	**0.0002894**	**Param Intra 1 of 2**
Calcium (mg/L)	GWC-13	68.94	n/a	2/19/2026	40.6	No	25	0	None	No	0.0002894	Param Intra 1 of 2
Calcium (mg/L)	GWC-13RZ	55.69	n/a	2/20/2026	42.3	No	25	0	None	x^2	0.0002894	Param Intra 1 of 2
Calcium (mg/L)	GWC-14Z	22.43	n/a	2/24/2026	12.5	No	18	0	None	No	0.0002894	Param Intra 1 of 2
Calcium (mg/L)	GWC-15R	46.17	n/a	2/24/2026	30.4	No	24	0	None	No	0.0002894	Param Intra 1 of 2
Calcium (mg/L)	GWC-15Z	29.01	n/a	2/24/2026	27.2	No	25	0	None	x^4	0.0002894	Param Intra 1 of 2
Calcium (mg/L)	GWC-44	19.04	n/a	2/16/2026	1.7	No	25	0	None	No	0.0002894	Param Intra 1 of 2
Calcium (mg/L)	GWC-45	1.148	n/a	2/17/2026	1.1	No	25	0	None	No	0.0002894	Param Intra 1 of 2
Calcium (mg/L)	GWC-45R	50.87	n/a	2/17/2026	43.1	No	25	0	None	No	0.0002894	Param Intra 1 of 2
Calcium (mg/L)	GWC-46R	52.96	n/a	2/16/2026	43.4	No	26	0	None	No	0.0002894	Param Intra 1 of 2
Calcium (mg/L)	GWC-47	32.31	n/a	2/17/2026	30.8	No	25	0	None	No	0.0002894	Param Intra 1 of 2
Calcium (mg/L)	GWC-47R	39.61	n/a	2/17/2026	38.9	No	25	0	None	No	0.0002894	Param Intra 1 of 2
Calcium (mg/L)	GWC-48	10.48	n/a	2/17/2026	5	No	25	4	None	sqrt(x)	0.0002894	Param Intra 1 of 2
Calcium (mg/L)	GWC-49R	30.62	n/a	2/17/2026	29.8	No	25	0	None	No	0.0002894	Param Intra 1 of 2
Calcium (mg/L)	GWC-49Z	1.86	n/a	2/17/2026	0.69	No	22	0	n/a	n/a	0.003707	NP Intra (normality) 1 of 2
Fluoride (mg/L)	GWA-1	0.1192	n/a	2/18/2026	0.068J	No	25	24	Kaplan-Meier	No	0.0002894	Param Intra 1 of 2
Fluoride (mg/L)	GWA-2	0.1591	n/a	2/18/2026	0.075J	No	24	41.67	Kaplan-Meier	No	0.0002894	Param Intra 1 of 2
Fluoride (mg/L)	GWA-2R	0.1	n/a	2/18/2026	0.1ND	No	25	36	n/a	n/a	0.002832	NP Intra (normality) 1 of 2
Fluoride (mg/L)	GWA-3A	0.1	n/a	2/17/2026	0.1ND	No	24	75	n/a	n/a	0.003124	NP Intra (NDs) 1 of 2
Fluoride (mg/L)	GWA-4RZ	0.2849	n/a	2/18/2026	0.058J	No	25	0	None	No	0.0002894	Param Intra 1 of 2
Fluoride (mg/L)	GWA-39RZ	0.2086	n/a	2/18/2026	0.1ND	No	23	43.48	Kaplan-Meier	ln(x)	0.0002894	Param Intra 1 of 2
Fluoride (mg/L)	GWA-39Z	0.1112	n/a	2/18/2026	0.1ND	No	25	40	Kaplan-Meier	No	0.0002894	Param Intra 1 of 2
Fluoride (mg/L)	GWA-40	0.11	n/a	2/16/2026	0.1ND	No	25	64	n/a	n/a	0.002832	NP Intra (NDs) 1 of 2
Fluoride (mg/L)	GWA-41	0.1	n/a	2/16/2026	0.1ND	No	25	72	n/a	n/a	0.002832	NP Intra (NDs) 1 of 2
Fluoride (mg/L)	GWA-41R	0.12	n/a	2/16/2026	0.1ND	No	25	76	n/a	n/a	0.002832	NP Intra (NDs) 1 of 2
Fluoride (mg/L)	GWA-42	0.1	n/a	2/16/2026	0.1ND	No	25	60	n/a	n/a	0.002832	NP Intra (NDs) 1 of 2
Fluoride (mg/L)	GWA-43	0.1	n/a	2/16/2026	0.1ND	No	25	84	n/a	n/a	0.002832	NP Intra (NDs) 1 of 2
Fluoride (mg/L)	GWA-43R	0.1	n/a	2/16/2026	0.1ND	No	25	76	n/a	n/a	0.002832	NP Intra (NDs) 1 of 2
Fluoride (mg/L)	GWA-50	0.1	n/a	2/17/2026	0.1ND	No	25	80	n/a	n/a	0.002832	NP Intra (NDs) 1 of 2
Fluoride (mg/L)	GWA-50R	0.1	n/a	2/17/2026	0.1ND	No	25	80	n/a	n/a	0.002832	NP Intra (NDs) 1 of 2
Fluoride (mg/L)	GWC-5	0.1	n/a	2/19/2026	0.1ND	No	25	76	n/a	n/a	0.002832	NP Intra (NDs) 1 of 2
Fluoride (mg/L)	GWC-6	0.1	n/a	2/20/2026	0.1ND	No	25	72	n/a	n/a	0.002832	NP Intra (NDs) 1 of 2
Fluoride (mg/L)	GWC-6RZ	0.1	n/a	2/20/2026	0.052J	No	25	60	n/a	n/a	0.002832	NP Intra (NDs) 1 of 2
Fluoride (mg/L)	GWC-7Z	0.22	n/a	2/19/2026	0.1ND	No	25	52	n/a	n/a	0.002832	NP Intra (NDs) 1 of 2
Fluoride (mg/L)	GWC-8RR	0.1	n/a	2/19/2026	0.1ND	No	25	76	n/a	n/a	0.002832	NP Intra (NDs) 1 of 2
Fluoride (mg/L)	GWC-8Z	0.12	n/a	2/19/2026	0.1ND	No	25	48	n/a	n/a	0.002832	NP Intra (normality) 1 of 2
Fluoride (mg/L)	GWC-9	0.11	n/a	2/18/2026	0.1ND	No	25	76	n/a	n/a	0.002832	NP Intra (NDs) 1 of 2
Fluoride (mg/L)	GWC-10	0.12	n/a	2/19/2026	0.1ND	No	25	56	n/a	n/a	0.002832	NP Intra (NDs) 1 of 2
Fluoride (mg/L)	GWC-10R	0.1	n/a	2/19/2026	0.1ND	No	25	80	n/a	n/a	0.002832	NP Intra (NDs) 1 of 2
Fluoride (mg/L)	GWC-11	0.13	n/a	2/19/2026	0.1ND	No	25	56	n/a	n/a	0.002832	NP Intra (NDs) 1 of 2
Fluoride (mg/L)	GWC-11R	0.1	n/a	2/20/2026	0.1ND	No	25	84	n/a	n/a	0.002832	NP Intra (NDs) 1 of 2
Fluoride (mg/L)	GWC-12	0.12	n/a	2/18/2026	0.1ND	No	25	64	n/a	n/a	0.002832	NP Intra (NDs) 1 of 2
Fluoride (mg/L)	GWC-13	0.24	n/a	2/19/2026	0.1ND	No	25	64	n/a	n/a	0.002832	NP Intra (NDs) 1 of 2
Fluoride (mg/L)	GWC-13RZ	0.259	n/a	2/20/2026	0.16	No	25	0	None	No	0.0002894	Param Intra 1 of 2
Fluoride (mg/L)	GWC-14Z	0.1	n/a	2/24/2026	0.1ND	No	25	72	n/a	n/a	0.002832	NP Intra (NDs) 1 of 2
Fluoride (mg/L)	GWC-15R	0.1	n/a	2/24/2026	0.1ND	No	25	76	n/a	n/a	0.002832	NP Intra (NDs) 1 of 2
Fluoride (mg/L)	GWC-15Z	0.1	n/a	2/24/2026	0.1ND	No	25	64	n/a	n/a	0.002832	NP Intra (NDs) 1 of 2
Fluoride (mg/L)	GWC-44	0.1683	n/a	2/16/2026	0.1ND	No	26	38.46	Kaplan-Meier	No	0.0002894	Param Intra 1 of 2
Fluoride (mg/L)	GWC-45	0.1	n/a	2/17/2026	0.1ND	No	25	88	n/a	n/a	0.002832	NP Intra (NDs) 1 of 2
Fluoride (mg/L)	GWC-45R	0.14	n/a	2/17/2026	0.1ND	No	25	68	n/a	n/a	0.002832	NP Intra (NDs) 1 of 2
Fluoride (mg/L)	GWC-46R	0.1	n/a	2/16/2026	0.1ND	No	25	72	n/a	n/a	0.002832	NP Intra (NDs) 1 of 2
Fluoride (mg/L)	GWC-47	0.13	n/a	2/17/2026	0.1ND	No	25	44	n/a	n/a	0.002832	NP Intra (normality) 1 of 2
Fluoride (mg/L)	GWC-47R	0.13	n/a	2/17/2026	0.1ND	No	25	52	n/a	n/a	0.002832	NP Intra (NDs) 1 of 2
Fluoride (mg/L)	GWC-48	0.13	n/a	2/17/2026	0.1ND	No	25	52	n/a	n/a	0.002832	NP Intra (NDs) 1 of 2
Fluoride (mg/L)	GWC-49R	0.1	n/a	2/17/2026	0.1ND	No	25	72	n/a	n/a	0.002832	NP Intra (NDs) 1 of 2
Fluoride (mg/L)	GWC-49Z	0.1	n/a	2/17/2026	0.1ND	No	25	88	n/a	n/a	0.002832	NP Intra (NDs) 1 of 2
Sulfate (mg/L)	GWA-1	2.473	n/a	2/18/2026	1.2	No	25	0	None	No	0.0002894	Param Intra 1 of 2
Sulfate (mg/L)	GWA-2	159.9	n/a	2/18/2026	49.3	No	25	0	None	No	0.0002894	Param Intra 1 of 2
Sulfate (mg/L)	GWA-2R	141.9	n/a	2/18/2026	2.1	No	25	0	None	ln(x)	0.0002894	Param Intra 1 of 2
Sulfate (mg/L)	GWA-3A	7.258	n/a	2/17/2026	2.7	No	10	0	None	No	0.0002894	Param Intra 1 of 2
Sulfate (mg/L)	GWA-4RZ	28.29	n/a	2/18/2026	23.4	No	26	0	None	No	0.0002894	Param Intra 1 of 2
Sulfate (mg/L)	GWA-39RZ	29.3	n/a	2/18/2026	2.7	No	23	0	None	sqrt(x)	0.0002894	Param Intra 1 of 2
Sulfate (mg/L)	GWA-39Z	9.47	n/a	2/18/2026	1	No	25	0	None	sqrt(x)	0.0002894	Param Intra 1 of 2

Appendix III Intrawell Prediction Limits - All Results

Plant Bowen Client: Southern Company Data: Bowen 1, 2, 9, & 10 Printed 8/10/2026, 4:40 PM

Constituent	Well	Upper Lim.	Lower Lim.	Date	Observ.	Sig.	Bg N	%NDs	ND Adj.	Transform	Alpha	Method
Sulfate (mg/L)	GWA-40	7.4	n/a	2/16/2026	1.2	No	26	0	n/a	n/a	0.002667	NP Intra (normality) 1 of 2
Sulfate (mg/L)	GWA-41	15.69	n/a	2/16/2026	1	No	25	0	None	ln(x)	0.0002894	Param Intra 1 of 2
Sulfate (mg/L)	GWA-41R	12.89	n/a	2/16/2026	4.9	No	25	0	None	No	0.0002894	Param Intra 1 of 2
Sulfate (mg/L)	GWA-42	2.404	n/a	2/16/2026	1.4	No	25	0	None	No	0.0002894	Param Intra 1 of 2
Sulfate (mg/L)	GWA-43	1.96	n/a	2/16/2026	1ND	No	25	52	n/a	n/a	0.002832	NP Intra (NDs) 1 of 2
Sulfate (mg/L)	GWA-43R	9.894	n/a	2/16/2026	3.4	No	25	0	None	No	0.0002894	Param Intra 1 of 2
Sulfate (mg/L)	GWA-50	1	n/a	2/17/2026	1ND	No	25	36	n/a	n/a	0.002832	NP Intra (normality) 1 of 2
Sulfate (mg/L)	GWA-50R	1.556	n/a	2/17/2026	0.5ND	No	25	4	None	No	0.0002894	Param Intra 1 of 2
Sulfate (mg/L)	GWC-5	2.057	n/a	2/19/2026	0.9J	No	25	0	None	No	0.0002894	Param Intra 1 of 2
Sulfate (mg/L)	GWC-6	3.48	n/a	2/20/2026	1.1	No	25	0	None	No	0.0002894	Param Intra 1 of 2
Sulfate (mg/L)	GWC-6RZ	3.111	n/a	2/20/2026	1.4	No	25	0	None	No	0.0002894	Param Intra 1 of 2
Sulfate (mg/L)	GWC-7Z	2.129	n/a	2/19/2026	0.7J	No	25	0	None	No	0.0002894	Param Intra 1 of 2
Sulfate (mg/L)	GWC-8RR	1.993	n/a	2/19/2026	0.54J	No	25	0	None	sqrt(x)	0.0002894	Param Intra 1 of 2
Sulfate (mg/L)	GWC-8Z	3.674	n/a	2/19/2026	0.54J	No	19	0	None	ln(x)	0.0002894	Param Intra 1 of 2
Sulfate (mg/L)	GWC-9	6.19	n/a	2/18/2026	5	No	25	0	None	No	0.0002894	Param Intra 1 of 2
Sulfate (mg/L)	GWC-10	2.364	n/a	2/19/2026	2.3	No	25	0	None	No	0.0002894	Param Intra 1 of 2
Sulfate (mg/L)	GWC-10R	2.113	n/a	2/19/2026	0.98J	No	25	0	None	No	0.0002894	Param Intra 1 of 2
Sulfate (mg/L)	GWC-11	3.711	n/a	2/19/2026	2.3	No	25	0	None	No	0.0002894	Param Intra 1 of 2
Sulfate (mg/L)	GWC-11R	4.402	n/a	2/20/2026	1.7	No	25	0	None	sqrt(x)	0.0002894	Param Intra 1 of 2
Sulfate (mg/L)	GWC-12	1	n/a	2/18/2026	1ND	No	25	56	n/a	n/a	0.002832	NP Intra (NDs) 1 of 2
Sulfate (mg/L)	GWC-13	76.59	n/a	2/19/2026	44.2	No	16	0	None	No	0.0002894	Param Intra 1 of 2
Sulfate (mg/L)	GWC-13RZ	84.9	n/a	2/20/2026	47.3	No	20	0	None	No	0.0002894	Param Intra 1 of 2
Sulfate (mg/L)	GWC-14Z	12.35	n/a	2/24/2026	5.5	No	24	0	None	No	0.0002894	Param Intra 1 of 2
Sulfate (mg/L)	GWC-15R	15.05	n/a	2/24/2026	1.6	No	25	0	None	No	0.0002894	Param Intra 1 of 2
Sulfate (mg/L)	GWC-15Z	10.58	n/a	2/24/2026	0.68J	No	23	13.04	None	ln(x)	0.0002894	Param Intra 1 of 2
Sulfate (mg/L)	GWC-44	55.23	n/a	2/16/2026	2.6	No	25	0	None	No	0.0002894	Param Intra 1 of 2
Sulfate (mg/L)	GWC-45	1.352	n/a	2/17/2026	1ND	No	25	36	Kaplan-Meier	No	0.0002894	Param Intra 1 of 2
Sulfate (mg/L)	GWC-45R	10.1	n/a	2/17/2026	3.6	No	25	0	n/a	n/a	0.002832	NP Intra (normality) 1 of 2
Sulfate (mg/L)	GWC-46R	9.388	n/a	2/16/2026	4.7	No	25	0	None	No	0.0002894	Param Intra 1 of 2
Sulfate (mg/L)	GWC-47	8.057	n/a	2/17/2026	7.7	No	25	0	None	ln(x)	0.0002894	Param Intra 1 of 2
Sulfate (mg/L)	GWC-47R	15.23	n/a	2/17/2026	8.8	No	25	0	None	No	0.0002894	Param Intra 1 of 2
Sulfate (mg/L)	GWC-48	36.05	n/a	2/17/2026	9.5	No	27	0	None	ln(x)	0.0002894	Param Intra 1 of 2
Sulfate (mg/L)	GWC-49R	5.806	n/a	2/17/2026	2.2	No	26	0	None	sqrt(x)	0.0002894	Param Intra 1 of 2
Sulfate (mg/L)	GWC-49Z	3	n/a	2/17/2026	0.57J	No	22	0	None	No	0.0002894	Param Intra 1 of 2
TDS (mg/L)	GWA-1	187.1	n/a	2/18/2026	144	No	25	0	None	No	0.0002894	Param Intra 1 of 2
TDS (mg/L)	GWA-2	370.3	n/a	2/18/2026	152	No	25	4	None	No	0.0002894	Param Intra 1 of 2
TDS (mg/L)	GWA-2R	239.4	n/a	2/18/2026	89	No	25	0	None	No	0.0002894	Param Intra 1 of 2
TDS (mg/L)	GWA-3A	185.1	n/a	2/17/2026	57	No	10	0	None	No	0.0002894	Param Intra 1 of 2
TDS (mg/L)	GWA-4RZ	386.3	n/a	2/18/2026	248	No	25	0	None	ln(x)	0.0002894	Param Intra 1 of 2
TDS (mg/L)	GWA-39RZ	233.4	n/a	2/18/2026	143	No	23	0	None	No	0.0002894	Param Intra 1 of 2
TDS (mg/L)	GWA-39Z	156.6	n/a	2/18/2026	71	No	25	0	None	No	0.0002894	Param Intra 1 of 2
TDS (mg/L)	GWA-40	207.1	n/a	2/16/2026	73	No	25	0	None	x^(1/3)	0.0002894	Param Intra 1 of 2
TDS (mg/L)	GWA-41	187.4	n/a	2/16/2026	54	No	25	0	None	No	0.0002894	Param Intra 1 of 2
TDS (mg/L)	GWA-41R	252.2	n/a	2/16/2026	182	No	25	0	None	No	0.0002894	Param Intra 1 of 2
TDS (mg/L)	GWA-42	204.4	n/a	2/16/2026	166	No	25	0	None	sqrt(x)	0.0002894	Param Intra 1 of 2
TDS (mg/L)	GWA-43	89.32	n/a	2/16/2026	25ND	No	25	24	Kaplan-Meier	sqrt(x)	0.0002894	Param Intra 1 of 2
TDS (mg/L)	GWA-43R	191.5	n/a	2/16/2026	151	No	25	0	None	No	0.0002894	Param Intra 1 of 2
TDS (mg/L)	GWA-50	147	n/a	2/17/2026	25ND	No	25	40	n/a	n/a	0.002832	NP Intra (normality) 1 of 2
TDS (mg/L)	GWA-50R	92.16	n/a	2/17/2026	25ND	No	25	36	Kaplan-Meier	sqrt(x)	0.0002894	Param Intra 1 of 2
TDS (mg/L)	GWC-5	151.2	n/a	2/19/2026	25ND	No	25	20	Kaplan-Meier	ln(x)	0.0002894	Param Intra 1 of 2
TDS (mg/L)	GWC-6	112.2	n/a	2/20/2026	78	No	24	0	None	No	0.0002894	Param Intra 1 of 2
TDS (mg/L)	GWC-6RZ	139	n/a	2/20/2026	42	No	25	4	None	No	0.0002894	Param Intra 1 of 2
TDS (mg/L)	GWC-7Z	170.5	n/a	2/19/2026	110	No	25	0	None	No	0.0002894	Param Intra 1 of 2
TDS (mg/L)	GWC-8RR	132.2	n/a	2/19/2026	101	No	25	0	None	No	0.0002894	Param Intra 1 of 2
TDS (mg/L)	GWC-8Z	171.7	n/a	2/19/2026	92	No	25	0	None	No	0.0002894	Param Intra 1 of 2
TDS (mg/L)	GWC-9	178.1	n/a	2/18/2026	102	No	25	8	None	sqrt(x)	0.0002894	Param Intra 1 of 2
TDS (mg/L)	GWC-10	201.2	n/a	2/19/2026	144	No	25	0	None	No	0.0002894	Param Intra 1 of 2
TDS (mg/L)	GWC-10R	221.7	n/a	2/19/2026	147	No	25	0	None	No	0.0002894	Param Intra 1 of 2
TDS (mg/L)	GWC-11	148.6	n/a	2/19/2026	94	No	25	0	None	No	0.0002894	Param Intra 1 of 2
TDS (mg/L)	GWC-11R	178.7	n/a	2/20/2026	146	No	25	0	None	No	0.0002894	Param Intra 1 of 2
TDS (mg/L)	GWC-12	99.59	n/a	2/18/2026	65	No	25	0	None	sqrt(x)	0.0002894	Param Intra 1 of 2
TDS (mg/L)	GWC-13	369.7	n/a	2/19/2026	180	No	25	0	None	No	0.0002894	Param Intra 1 of 2
TDS (mg/L)	GWC-13RZ	326.4	n/a	2/20/2026	232	No	23	0	None	No	0.0002894	Param Intra 1 of 2
TDS (mg/L)	GWC-14Z	190.1	n/a	2/24/2026	73	No	24	0	None	sqrt(x)	0.0002894	Param Intra 1 of 2
TDS (mg/L)	GWC-15R	208.3	n/a	2/24/2026	134	No	24	0	None	No	0.0002894	Param Intra 1 of 2

Appendix III Intrawell Prediction Limits - All Results

Plant Bowen Client: Southern Company Data: Bowen 1, 2, 9, & 10 Printed 8/10/2026, 4:40 PM

Constituent	Well	Upper Lim.	Lower Lim.	Date	Observ.	Sig.	Bg N	%NDs	ND Adj.	Transform	Alpha	Method
TDS (mg/L)	GWC-15Z	164	n/a	2/24/2026	127	No	24	0	n/a	n/a	0.003124	NP Intra (normality) 1 of 2
TDS (mg/L)	GWC-44	116.1	n/a	2/16/2026	29	No	25	8	None	No	0.0002894	Param Intra 1 of 2
TDS (mg/L)	GWC-45	77.84	n/a	2/17/2026	29	No	25	40	Kaplan-Meier	ln(x)	0.0002894	Param Intra 1 of 2
TDS (mg/L)	GWC-45R	237.1	n/a	2/17/2026	176	No	24	0	None	No	0.0002894	Param Intra 1 of 2
TDS (mg/L)	GWC-46R	285.9	n/a	2/16/2026	206	No	25	0	None	No	0.0002894	Param Intra 1 of 2
TDS (mg/L)	GWC-47	167.4	n/a	2/17/2026	140	No	25	0	None	No	0.0002894	Param Intra 1 of 2
TDS (mg/L)	GWC-47R	192.8	n/a	2/17/2026	165	No	25	0	None	x^2	0.0002894	Param Intra 1 of 2
TDS (mg/L)	GWC-48	95.47	n/a	2/17/2026	55	No	25	12	None	sqrt(x)	0.0002894	Param Intra 1 of 2
TDS (mg/L)	GWC-49R	174.9	n/a	2/17/2026	129	No	25	0	None	No	0.0002894	Param Intra 1 of 2
TDS (mg/L)	GWC-49Z	73	n/a	2/17/2026	33	No	25	40	n/a	n/a	0.002832	NP Intra (normality) 1 of 2

Sanitas™ v.10.1.08 Software licensed to Groundwater Stats Consulting. UG
Hollow symbols indicate censored values.
Within Limit

Prediction Limit

Intrawell Non-parametric

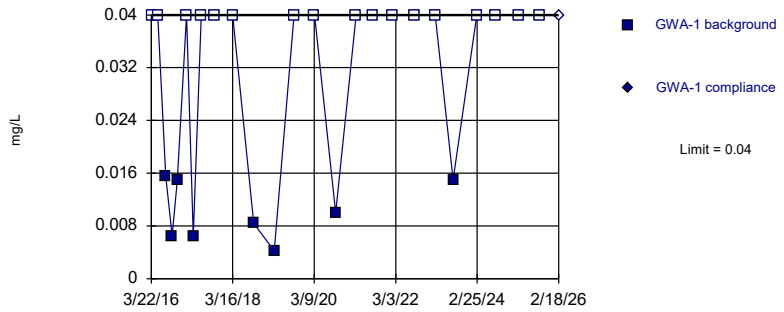

Non-parametric test used in lieu of parametric prediction limit because censored data exceeded 50%. Limit is highest of 25 background values. 68% NDs. Well-constituent pair annual alpha = 0.005656. Individual comparison alpha = 0.002832 (1 of 2).

Constituent: Boron Analysis Run 8/10/2026 4:33 PM View: Appendix III Intrawell
Plant Bowen Client: Southern Company Data: Bowen 1, 2, 9, & 10

Sanitas™ v.10.1.08 Software licensed to Groundwater Stats Consulting. UG
Hollow symbols indicate censored values.
Within Limit

Prediction Limit

Intrawell Non-parametric

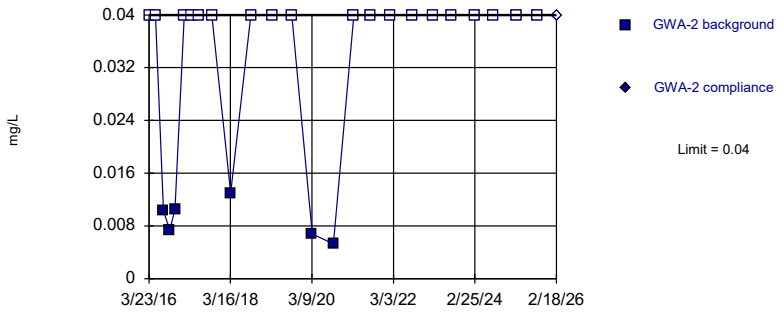

Non-parametric test used in lieu of parametric prediction limit because censored data exceeded 50%. Limit is highest of 25 background values. 76% NDs. Well-constituent pair annual alpha = 0.005656. Individual comparison alpha = 0.002832 (1 of 2).

Constituent: Boron Analysis Run 8/10/2026 4:33 PM View: Appendix III Intrawell
Plant Bowen Client: Southern Company Data: Bowen 1, 2, 9, & 10

Sanitas™ v.10.1.08 Software licensed to Groundwater Stats Consulting. UG
Hollow symbols indicate censored values.
Within Limit

Prediction Limit

Intrawell Non-parametric

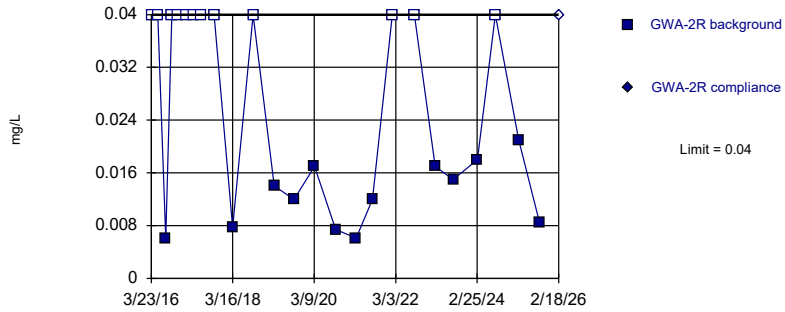

Non-parametric test used in lieu of parametric prediction limit because the Shapiro Wilk normality test showed the data to be non-normal at the 0.01 alpha level. Limit is highest of 25 background values. 48% NDs. Well-constituent pair annual alpha = 0.005656. Individual comparison alpha = 0.002832 (1 of 2).

Constituent: Boron Analysis Run 8/10/2026 4:33 PM View: Appendix III Intrawell
Plant Bowen Client: Southern Company Data: Bowen 1, 2, 9, & 10

Sanitas™ v.10.1.08 Software licensed to Groundwater Stats Consulting. UG
Hollow symbols indicate censored values.
Within Limit

Prediction Limit

Intrawell Non-parametric

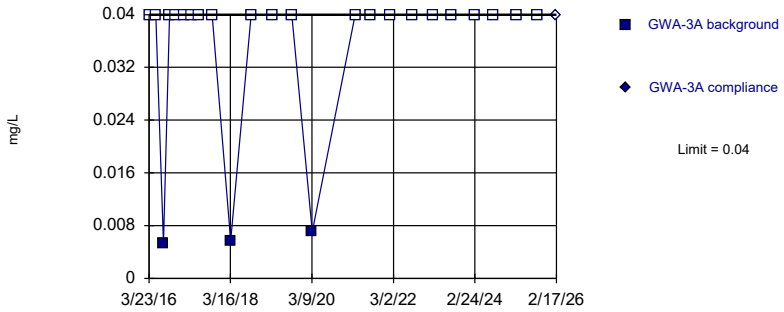

Non-parametric test used in lieu of parametric prediction limit because censored data exceeded 50%. Limit is highest of 24 background values. 87.5% NDs. Well-constituent pair annual alpha = 0.006238. Individual comparison alpha = 0.003124 (1 of 2).

Constituent: Boron Analysis Run 8/10/2026 4:33 PM View: Appendix III Intrawell
Plant Bowen Client: Southern Company Data: Bowen 1, 2, 9, & 10

Sanitas™ v.10.1.08 Software licensed to Groundwater Stats Consulting. UG
Hollow symbols indicate censored values.

Within Limit

Prediction Limit

Intrawell Non-parametric

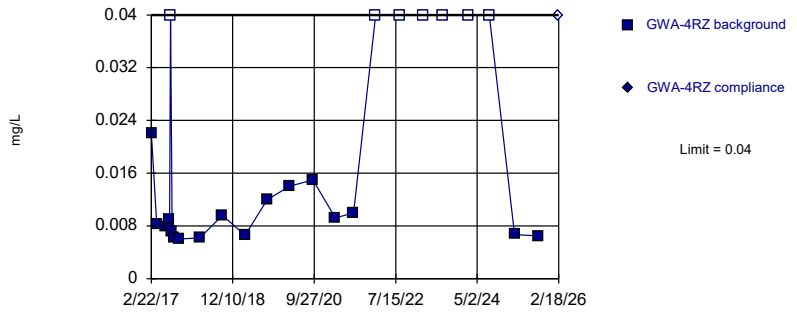

Non-parametric test used in lieu of parametric prediction limit because the Shapiro Wilk normality test showed the data to be non-normal at the 0.01 alpha level. Limit is highest of 25 background values. 28% NDs. Well-constituent pair annual alpha = 0.005656. Individual comparison alpha = 0.002832 (1 of 2).

Constituent: Boron Analysis Run 8/10/2026 4:34 PM View: Appendix III Intrawell
Plant Bowen Client: Southern Company Data: Bowen 1, 2, 9, & 10

Sanitas™ v.10.1.08 Software licensed to Groundwater Stats Consulting. UG
Hollow symbols indicate censored values.

Within Limit

Prediction Limit

Intrawell Non-parametric

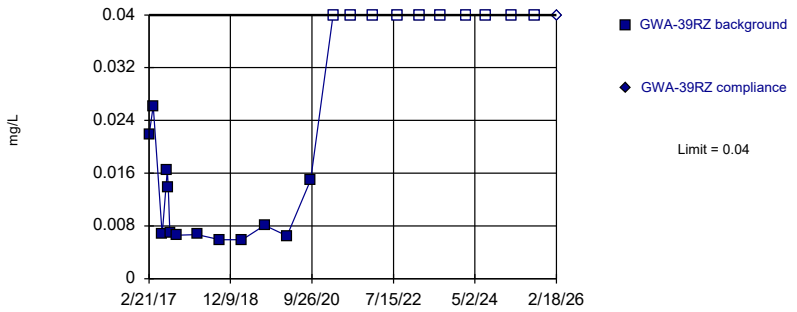

Non-parametric test used in lieu of parametric prediction limit because the Shapiro Wilk normality test showed the data to be non-normal at the 0.01 alpha level. Limit is highest of 23 background values. 43.48% NDs. Well-constituent pair annual alpha = 0.006819. Individual comparison alpha = 0.003415 (1 of 2).

Constituent: Boron Analysis Run 8/10/2026 4:34 PM View: Appendix III Intrawell
Plant Bowen Client: Southern Company Data: Bowen 1, 2, 9, & 10

Sanitas™ v.10.1.08 Software licensed to Groundwater Stats Consulting. UG
Hollow symbols indicate censored values.

Within Limit

Prediction Limit

Intrawell Non-parametric

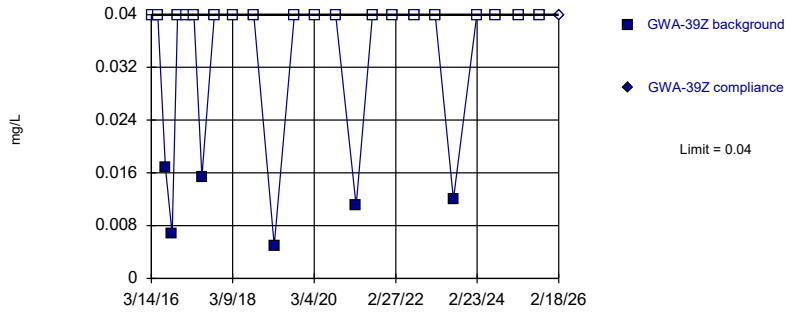

Non-parametric test used in lieu of parametric prediction limit because censored data exceeded 50%. Limit is highest of 25 background values. 76% NDs. Well-constituent pair annual alpha = 0.005656. Individual comparison alpha = 0.002832 (1 of 2).

Constituent: Boron Analysis Run 8/10/2026 4:34 PM View: Appendix III Intrawell
Plant Bowen Client: Southern Company Data: Bowen 1, 2, 9, & 10

Sanitas™ v.10.1.08 Software licensed to Groundwater Stats Consulting. UG
Hollow symbols indicate censored values.

Within Limit

Prediction Limit

Intrawell Non-parametric

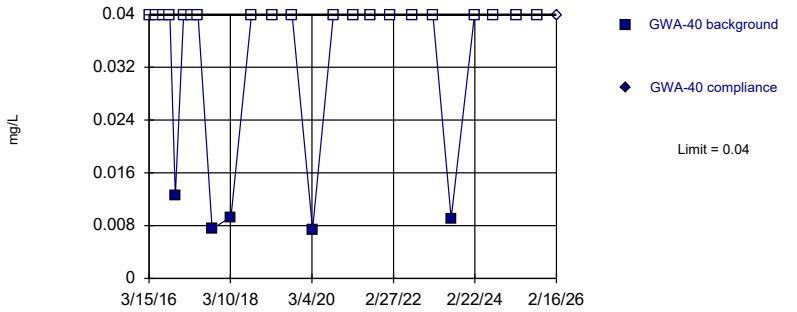

Non-parametric test used in lieu of parametric prediction limit because censored data exceeded 50%. Limit is highest of 25 background values. 80% NDs. Well-constituent pair annual alpha = 0.005656. Individual comparison alpha = 0.002832 (1 of 2).

Constituent: Boron Analysis Run 8/10/2026 4:34 PM View: Appendix III Intrawell
Plant Bowen Client: Southern Company Data: Bowen 1, 2, 9, & 10

Sanitas™ v.10.1.08 Software licensed to Groundwater Stats Consulting. UG
Hollow symbols indicate censored values.

Within Limit

Prediction Limit

Intrawell Non-parametric

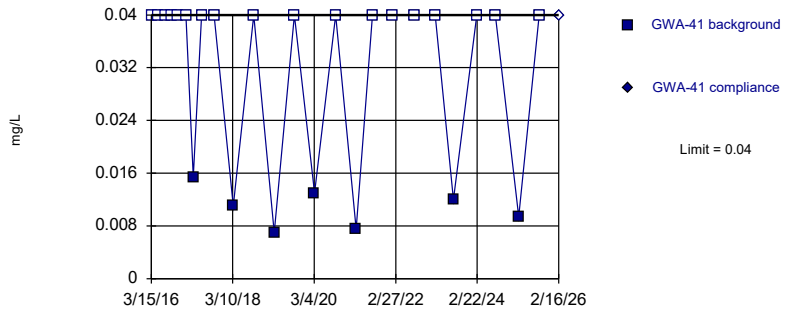

Non-parametric test used in lieu of parametric prediction limit because censored data exceeded 50%. Limit is highest of 25 background values. 72% NDs. Well-constituent pair annual alpha = 0.005656. Individual comparison alpha = 0.002832 (1 of 2).

Constituent: Boron Analysis Run 8/10/2026 4:34 PM View: Appendix III Intrawell
Plant Bowen Client: Southern Company Data: Bowen 1, 2, 9, & 10

Sanitas™ v.10.1.08 Software licensed to Groundwater Stats Consulting. UG
Hollow symbols indicate censored values.

Within Limit

Prediction Limit

Intrawell Non-parametric

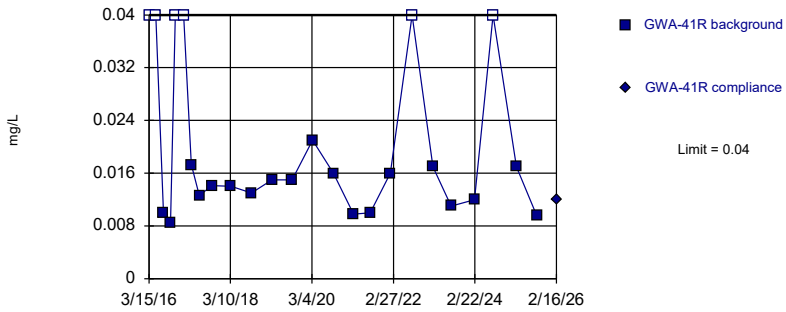

Non-parametric test used in lieu of parametric prediction limit because the Shapiro Wilk normality test showed the data to be non-normal at the 0.01 alpha level. Limit is highest of 25 background values. 24% NDs. Well-constituent pair annual alpha = 0.005656. Individual comparison alpha = 0.002832 (1 of 2).

Constituent: Boron Analysis Run 8/10/2026 4:34 PM View: Appendix III Intrawell
Plant Bowen Client: Southern Company Data: Bowen 1, 2, 9, & 10

Sanitas™ v.10.1.08 Software licensed to Groundwater Stats Consulting. UG
Hollow symbols indicate censored values.

Within Limit

Prediction Limit

Intrawell Non-parametric

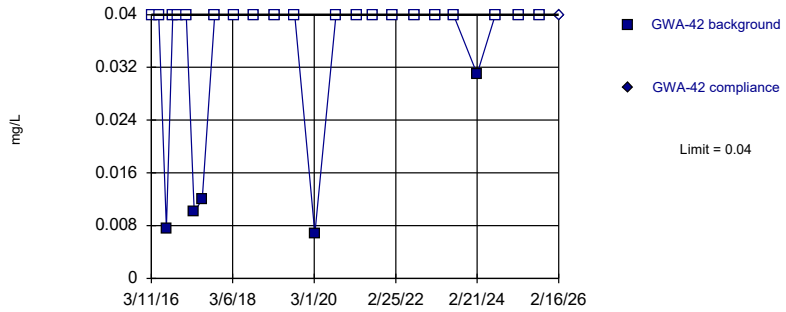

Non-parametric test used in lieu of parametric prediction limit because censored data exceeded 50%. Limit is highest of 25 background values. 80% NDs. Well-constituent pair annual alpha = 0.005656. Individual comparison alpha = 0.002832 (1 of 2).

Constituent: Boron Analysis Run 8/10/2026 4:34 PM View: Appendix III Intrawell
Plant Bowen Client: Southern Company Data: Bowen 1, 2, 9, & 10

Sanitas™ v.10.1.08 Software licensed to Groundwater Stats Consulting. UG
Hollow symbols indicate censored values.

Within Limit

Prediction Limit

Intrawell Non-parametric

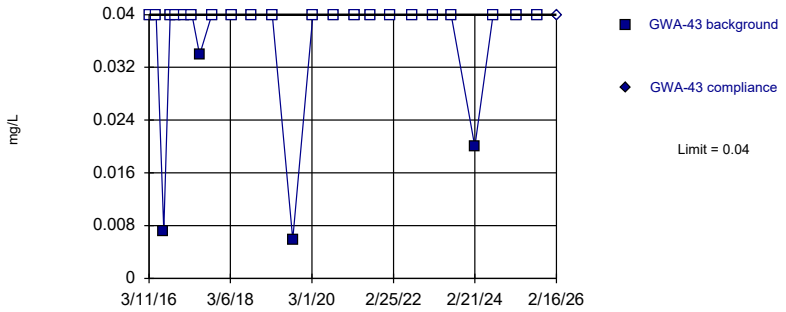

Non-parametric test used in lieu of parametric prediction limit because censored data exceeded 50%. Limit is highest of 25 background values. 84% NDs. Well-constituent pair annual alpha = 0.005656. Individual comparison alpha = 0.002832 (1 of 2).

Constituent: Boron Analysis Run 8/10/2026 4:34 PM View: Appendix III Intrawell
Plant Bowen Client: Southern Company Data: Bowen 1, 2, 9, & 10

Sanitas™ v.10.1.08 Software licensed to Groundwater Stats Consulting. UG
Hollow symbols indicate censored values.

Within Limit

Prediction Limit

Intrawell Parametric

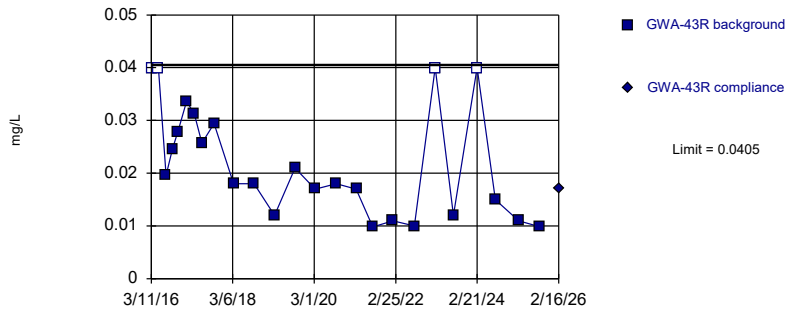

Background Data Summary (based on square root transformation) (after Kaplan-Meier Adjustment): Mean=0.1295, Std. Dev.=0.02911, n=25, 16% NDs. Normality test: Shapiro Wilk @alpha = 0.01, calculated = 0.9098, critical = 0.888. Kappa = 2.464 (c=7, w=26, 1 of 2, event alpha = 0.05132). Report alpha = 0.0002894.

Constituent: Boron Analysis Run 8/10/2026 4:34 PM View: Appendix III Intrawell
Plant Bowen Client: Southern Company Data: Bowen 1, 2, 9, & 10

Sanitas™ v.10.1.08 Software licensed to Groundwater Stats Consulting. UG
Hollow symbols indicate censored values.

Within Limit

Prediction Limit

Intrawell Non-parametric

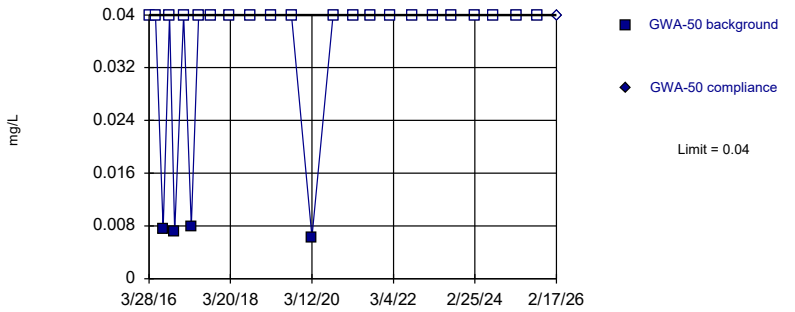

Non-parametric test used in lieu of parametric prediction limit because censored data exceeded 50%. Limit is highest of 25 background values. 84% NDs. Well-constituent pair annual alpha = 0.005656. Individual comparison alpha = 0.002832 (1 of 2).

Constituent: Boron Analysis Run 8/10/2026 4:34 PM View: Appendix III Intrawell
Plant Bowen Client: Southern Company Data: Bowen 1, 2, 9, & 10

Sanitas™ v.10.1.08 Software licensed to Groundwater Stats Consulting. UG
Hollow symbols indicate censored values.

Within Limit

Prediction Limit

Intrawell Non-parametric

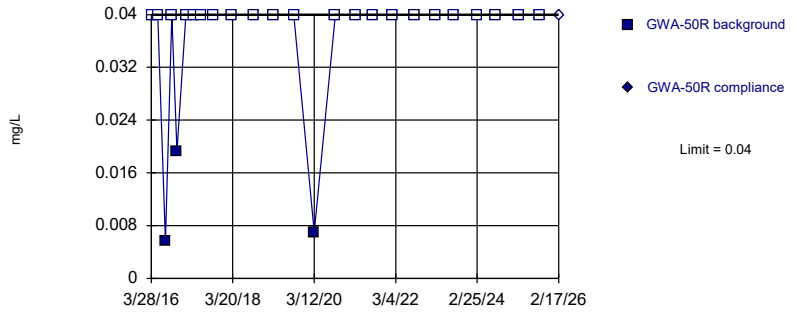

Non-parametric test used in lieu of parametric prediction limit because censored data exceeded 50%. Limit is highest of 25 background values. 88% NDs. Well-constituent pair annual alpha = 0.005656. Individual comparison alpha = 0.002832 (1 of 2).

Constituent: Boron Analysis Run 8/10/2026 4:34 PM View: Appendix III Intrawell
Plant Bowen Client: Southern Company Data: Bowen 1, 2, 9, & 10

Sanitas™ v.10.1.08 Software licensed to Groundwater Stats Consulting. UG
Hollow symbols indicate censored values.

Within Limit

Prediction Limit

Intrawell Non-parametric

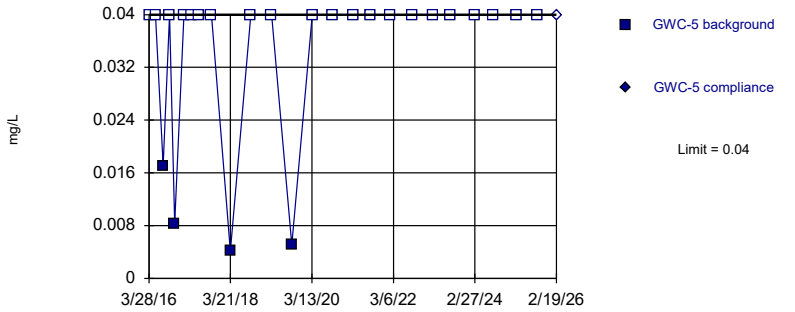

Non-parametric test used in lieu of parametric prediction limit because censored data exceeded 50%. Limit is highest of 25 background values. 84% NDs. Well-constituent pair annual alpha = 0.005656. Individual comparison alpha = 0.002832 (1 of 2).

Constituent: Boron Analysis Run 8/10/2026 4:34 PM View: Appendix III Intrawell
Plant Bowen Client: Southern Company Data: Bowen 1, 2, 9, & 10

Sanitas™ v.10.1.08 Software licensed to Groundwater Stats Consulting. UG
Hollow symbols indicate censored values.

Within Limit

Prediction Limit

Intrawell Non-parametric

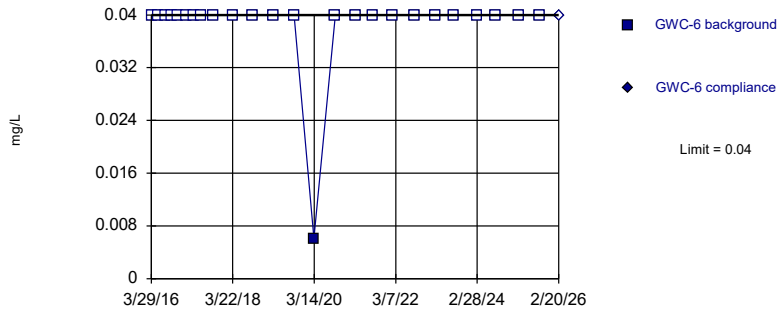

Non-parametric test used in lieu of parametric prediction limit because censored data exceeded 50%. Limit is highest of 25 background values. 96% NDs. Well-constituent pair annual alpha = 0.005656. Individual comparison alpha = 0.002832 (1 of 2).

Constituent: Boron Analysis Run 8/10/2026 4:34 PM View: Appendix III Intrawell
Plant Bowen Client: Southern Company Data: Bowen 1, 2, 9, & 10

Sanitas™ v.10.1.08 Software licensed to Groundwater Stats Consulting. UG
Hollow symbols indicate censored values.

Within Limit

Prediction Limit

Intrawell Non-parametric

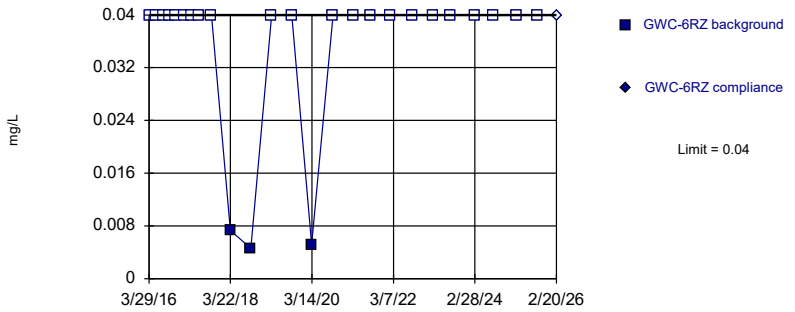

Non-parametric test used in lieu of parametric prediction limit because censored data exceeded 50%. Limit is highest of 25 background values. 88% NDs. Well-constituent pair annual alpha = 0.005656. Individual comparison alpha = 0.002832 (1 of 2).

Constituent: Boron Analysis Run 8/10/2026 4:34 PM View: Appendix III Intrawell
Plant Bowen Client: Southern Company Data: Bowen 1, 2, 9, & 10

Sanitas™ v.10.1.08 Software licensed to Groundwater Stats Consulting. UG
Hollow symbols indicate censored values.

Within Limit

Prediction Limit

Intrawell Non-parametric

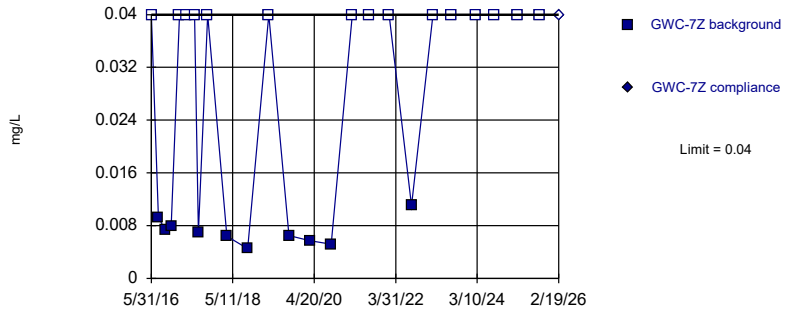

Non-parametric test used in lieu of parametric prediction limit because censored data exceeded 50%. Limit is highest of 25 background values. 60% NDs. Well-constituent pair annual alpha = 0.005656. Individual comparison alpha = 0.002832 (1 of 2).

Constituent: Boron Analysis Run 8/10/2026 4:34 PM View: Appendix III Intrawell
Plant Bowen Client: Southern Company Data: Bowen 1, 2, 9, & 10

Sanitas™ v.10.1.08 Software licensed to Groundwater Stats Consulting. UG
Hollow symbols indicate censored values.

Within Limit

Prediction Limit

Intrawell Non-parametric

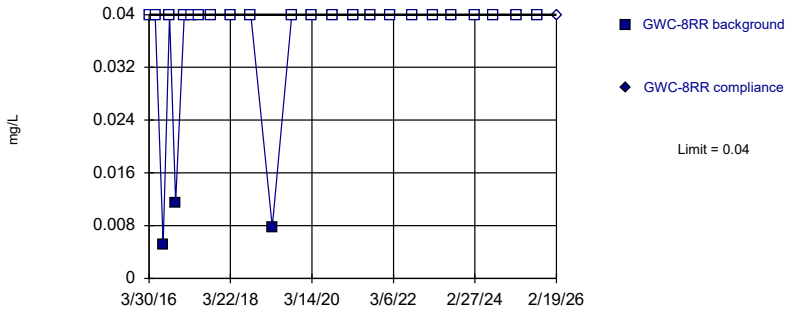

Non-parametric test used in lieu of parametric prediction limit because censored data exceeded 50%. Limit is highest of 25 background values. 88% NDs. Well-constituent pair annual alpha = 0.005656. Individual comparison alpha = 0.002832 (1 of 2).

Constituent: Boron Analysis Run 8/10/2026 4:34 PM View: Appendix III Intrawell
Plant Bowen Client: Southern Company Data: Bowen 1, 2, 9, & 10

Sanitas™ v.10.1.08 Software licensed to Groundwater Stats Consulting. UG
Hollow symbols indicate censored values.

Within Limit

Prediction Limit

Intrawell Non-parametric

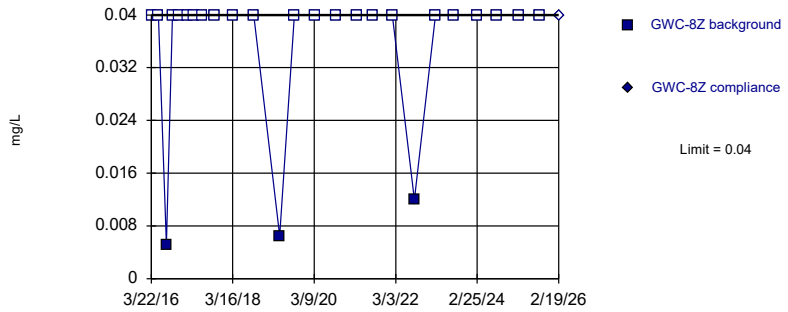

Non-parametric test used in lieu of parametric prediction limit because censored data exceeded 50%. Limit is highest of 25 background values. 88% NDs. Well-constituent pair annual alpha = 0.005656. Individual comparison alpha = 0.002832 (1 of 2).

Constituent: Boron Analysis Run 8/10/2026 4:34 PM View: Appendix III Intrawell
Plant Bowen Client: Southern Company Data: Bowen 1, 2, 9, & 10

Sanitas™ v.10.1.08 Software licensed to Groundwater Stats Consulting. UG
Hollow symbols indicate censored values.

Within Limit

Prediction Limit

Intrawell Non-parametric

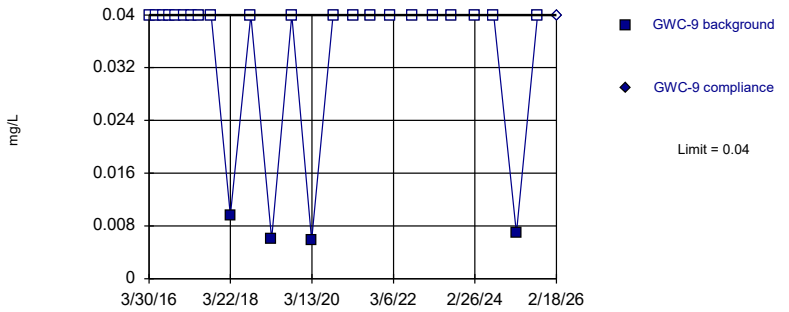

Non-parametric test used in lieu of parametric prediction limit because censored data exceeded 50%. Limit is highest of 25 background values. 84% NDs. Well-constituent pair annual alpha = 0.005656. Individual comparison alpha = 0.002832 (1 of 2).

Constituent: Boron Analysis Run 8/10/2026 4:34 PM View: Appendix III Intrawell
Plant Bowen Client: Southern Company Data: Bowen 1, 2, 9, & 10

Sanitas™ v.10.1.08 Software licensed to Groundwater Stats Consulting. UG
Hollow symbols indicate censored values.

Within Limit

Prediction Limit

Intrawell Non-parametric

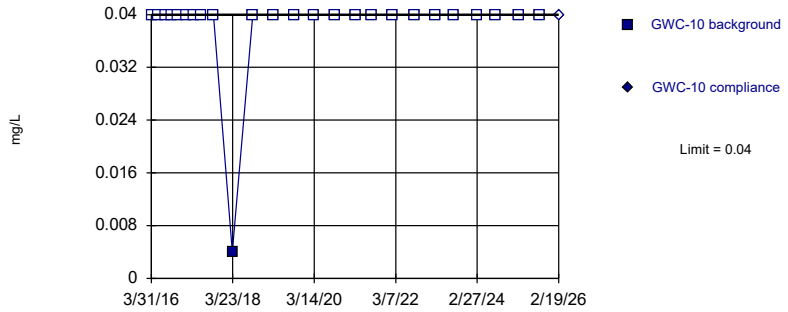

Non-parametric test used in lieu of parametric prediction limit because censored data exceeded 50%. Limit is highest of 25 background values. 96% NDs. Well-constituent pair annual alpha = 0.005656. Individual comparison alpha = 0.002832 (1 of 2).

Constituent: Boron Analysis Run 8/10/2026 4:34 PM View: Appendix III Intrawell
Plant Bowen Client: Southern Company Data: Bowen 1, 2, 9, & 10

Sanitas™ v.10.1.08 Software licensed to Groundwater Stats Consulting. UG
Hollow symbols indicate censored values.

Within Limit

Prediction Limit

Intrawell Non-parametric

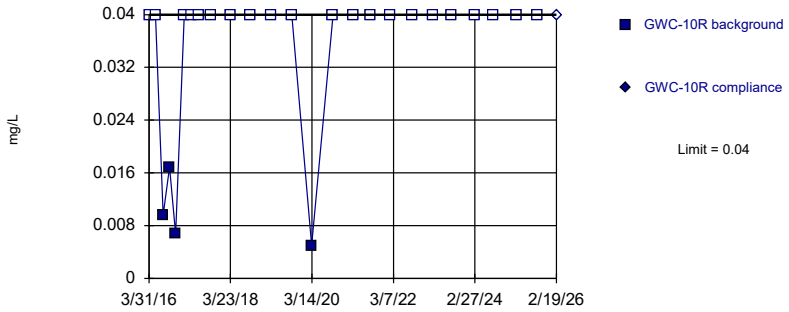

Non-parametric test used in lieu of parametric prediction limit because censored data exceeded 50%. Limit is highest of 25 background values. 84% NDs. Well-constituent pair annual alpha = 0.005656. Individual comparison alpha = 0.002832 (1 of 2).

Constituent: Boron Analysis Run 8/10/2026 4:34 PM View: Appendix III Intrawell
Plant Bowen Client: Southern Company Data: Bowen 1, 2, 9, & 10

Sanitas™ v.10.1.08 Software licensed to Groundwater Stats Consulting. UG
Hollow symbols indicate censored values.
Within Limit

Prediction Limit

Intrawell Non-parametric

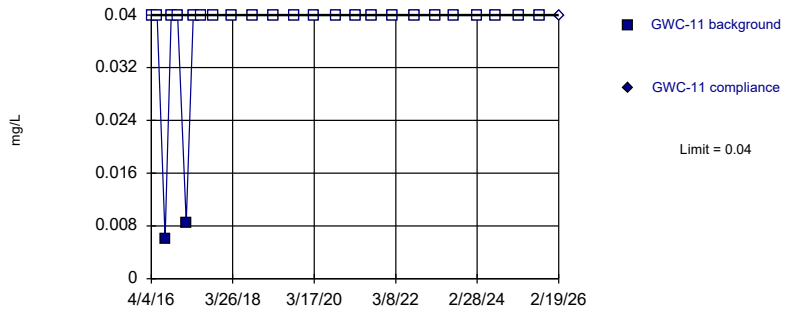

Non-parametric test used in lieu of parametric prediction limit because censored data exceeded 50%. Limit is highest of 25 background values. 92% NDs. Well-constituent pair annual alpha = 0.005656. Individual comparison alpha = 0.002832 (1 of 2).

Constituent: Boron Analysis Run 8/10/2026 4:34 PM View: Appendix III Intrawell
Plant Bowen Client: Southern Company Data: Bowen 1, 2, 9, & 10

Sanitas™ v.10.1.08 Software licensed to Groundwater Stats Consulting. UG
Hollow symbols indicate censored values.
Within Limit

Prediction Limit

Intrawell Non-parametric

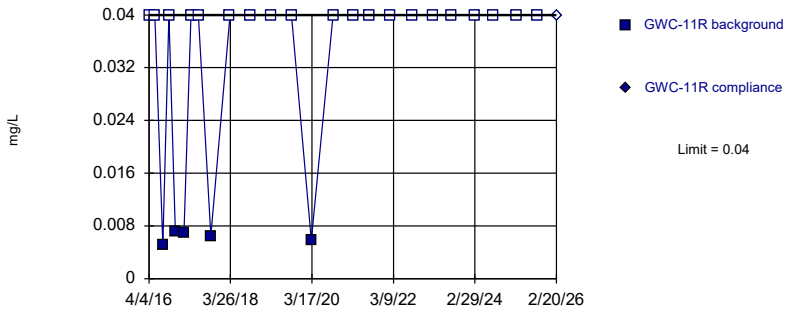

Non-parametric test used in lieu of parametric prediction limit because censored data exceeded 50%. Limit is highest of 25 background values. 80% NDs. Well-constituent pair annual alpha = 0.005656. Individual comparison alpha = 0.002832 (1 of 2).

Constituent: Boron Analysis Run 8/10/2026 4:34 PM View: Appendix III Intrawell
Plant Bowen Client: Southern Company Data: Bowen 1, 2, 9, & 10

Sanitas™ v.10.1.08 Software licensed to Groundwater Stats Consulting. UG
Hollow symbols indicate censored values.
Within Limit

Prediction Limit

Intrawell Non-parametric

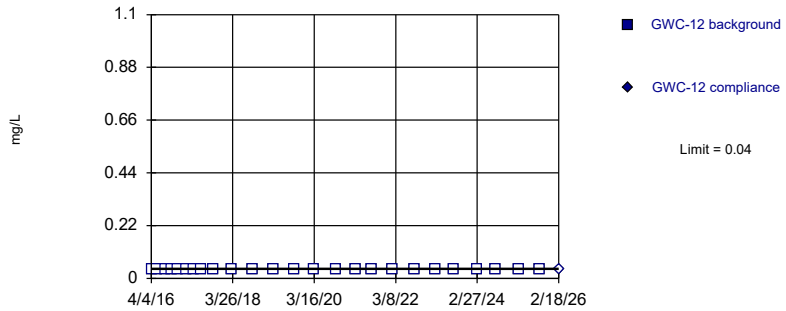

Non-parametric test used in lieu of parametric prediction limit because censored data exceeded 50%. All background values (n = 25) were censored; limit is most recent reporting limit. Well-constituent pair annual alpha = 0.005656. Individual comparison alpha = 0.002832 (1 of 2).

Constituent: Boron Analysis Run 8/10/2026 4:34 PM View: Appendix III Intrawell
Plant Bowen Client: Southern Company Data: Bowen 1, 2, 9, & 10

Sanitas™ v.10.1.08 Software licensed to Groundwater Stats Consulting. UG
Hollow symbols indicate censored values.
Within Limit

Prediction Limit

Intrawell Parametric

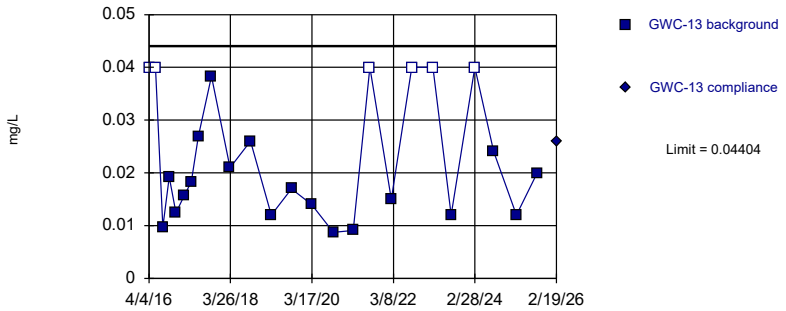

Background Data Summary (based on natural log transformation) (after Kaplan-Meier Adjustment): Mean=-4.156, Std. Dev.=0.4192, n=25, 24% NDs. Normality test: Shapiro Wilk @alpha = 0.01, calculated = 0.9036, critical = 0.888. Kappa = 2.464 (c=7, w=26, 1 of 2, event alpha = 0.05132). Report alpha = 0.0002894.

Constituent: Boron Analysis Run 8/10/2026 4:34 PM View: Appendix III Intrawell
Plant Bowen Client: Southern Company Data: Bowen 1, 2, 9, & 10

Sanitas™ v.10.1.08 Software licensed to Groundwater Stats Consulting. UG
Hollow symbols indicate censored values.

Within Limit

Prediction Limit

Intrawell Non-parametric

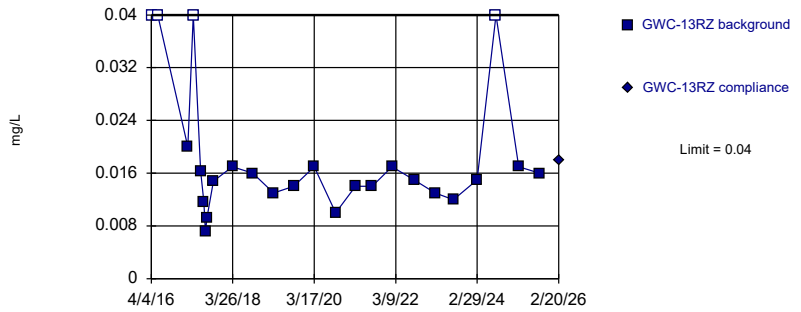

Non-parametric test used in lieu of parametric prediction limit because the Shapiro Wilk normality test showed the data to be non-normal at the 0.01 alpha level. Limit is highest of 25 background values. 16% NDs. Well-constituent pair annual alpha = 0.005656. Individual comparison alpha = 0.002832 (1 of 2).

Constituent: Boron Analysis Run 8/10/2026 4:34 PM View: Appendix III Intrawell
Plant Bowen Client: Southern Company Data: Bowen 1, 2, 9, & 10

Sanitas™ v.10.1.08 Software licensed to Groundwater Stats Consulting. UG
Hollow symbols indicate censored values.

Within Limit

Prediction Limit

Intrawell Non-parametric

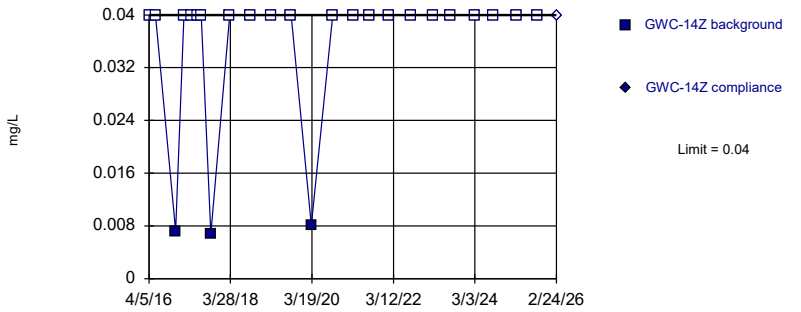

Non-parametric test used in lieu of parametric prediction limit because censored data exceeded 50%. Limit is highest of 24 background values. 87.5% NDs. Well-constituent pair annual alpha = 0.006238. Individual comparison alpha = 0.003124 (1 of 2).

Constituent: Boron Analysis Run 8/10/2026 4:34 PM View: Appendix III Intrawell
Plant Bowen Client: Southern Company Data: Bowen 1, 2, 9, & 10

Sanitas™ v.10.1.08 Software licensed to Groundwater Stats Consulting. UG
Hollow symbols indicate censored values.

Within Limit

Prediction Limit

Intrawell Non-parametric

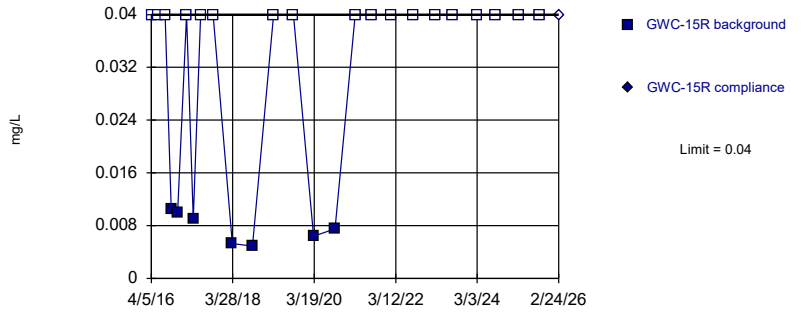

Non-parametric test used in lieu of parametric prediction limit because censored data exceeded 50%. Limit is highest of 25 background values. 72% NDs. Well-constituent pair annual alpha = 0.005656. Individual comparison alpha = 0.002832 (1 of 2).

Constituent: Boron Analysis Run 8/10/2026 4:34 PM View: Appendix III Intrawell
Plant Bowen Client: Southern Company Data: Bowen 1, 2, 9, & 10

Sanitas™ v.10.1.08 Software licensed to Groundwater Stats Consulting. UG
Hollow symbols indicate censored values.

Within Limit

Prediction Limit

Intrawell Non-parametric

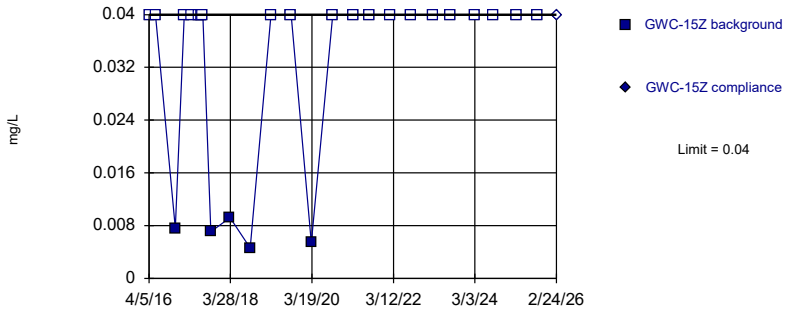

Non-parametric test used in lieu of parametric prediction limit because censored data exceeded 50%. Limit is highest of 25 background values. 80% NDs. Well-constituent pair annual alpha = 0.005656. Individual comparison alpha = 0.002832 (1 of 2).

Constituent: Boron Analysis Run 8/10/2026 4:34 PM View: Appendix III Intrawell
Plant Bowen Client: Southern Company Data: Bowen 1, 2, 9, & 10

Sanitas™ v.10.1.08 Software licensed to Groundwater Stats Consulting. UG
Hollow symbols indicate censored values.
Within Limit

Prediction Limit

Intrawell Non-parametric

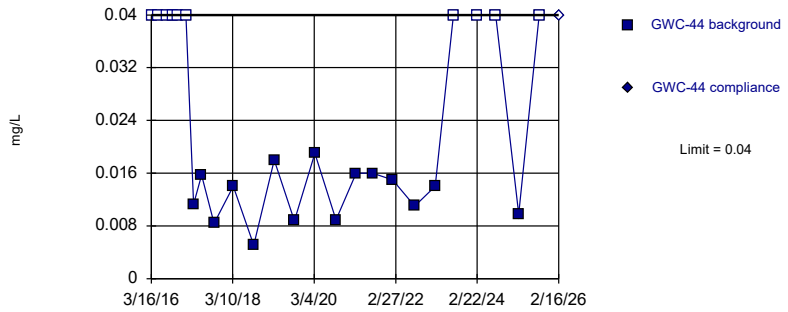

Non-parametric test used in lieu of parametric prediction limit because the Shapiro Wilk normality test showed the data to be non-normal at the 0.01 alpha level. Limit is highest of 25 background values. 40% NDs. Well-constituent pair annual alpha = 0.005656. Individual comparison alpha = 0.002832 (1 of 2).

Constituent: Boron Analysis Run 8/10/2026 4:34 PM View: Appendix III Intrawell
Plant Bowen Client: Southern Company Data: Bowen 1, 2, 9, & 10

Sanitas™ v.10.1.08 Software licensed to Groundwater Stats Consulting. UG
Hollow symbols indicate censored values.
Within Limit

Prediction Limit

Intrawell Non-parametric

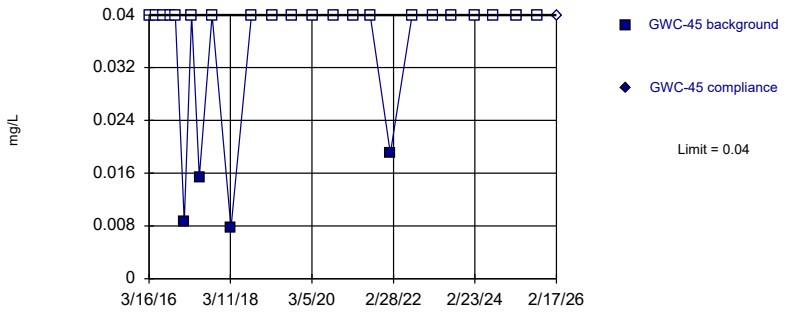

Non-parametric test used in lieu of parametric prediction limit because censored data exceeded 50%. Limit is highest of 25 background values. 84% NDs. Well-constituent pair annual alpha = 0.005656. Individual comparison alpha = 0.002832 (1 of 2).

Constituent: Boron Analysis Run 8/10/2026 4:34 PM View: Appendix III Intrawell
Plant Bowen Client: Southern Company Data: Bowen 1, 2, 9, & 10

Sanitas™ v.10.1.08 Software licensed to Groundwater Stats Consulting. UG
Hollow symbols indicate censored values.
Within Limit

Prediction Limit

Intrawell Non-parametric

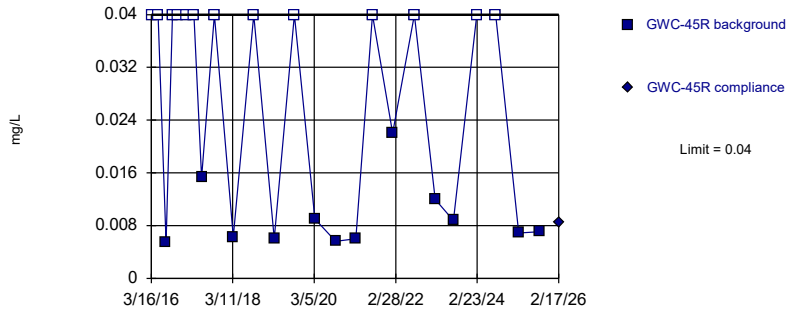

Non-parametric test used in lieu of parametric prediction limit because censored data exceeded 50%. Limit is highest of 25 background values. 52% NDs. Well-constituent pair annual alpha = 0.005656. Individual comparison alpha = 0.002832 (1 of 2).

Constituent: Boron Analysis Run 8/10/2026 4:34 PM View: Appendix III Intrawell
Plant Bowen Client: Southern Company Data: Bowen 1, 2, 9, & 10

Sanitas™ v.10.1.08 Software licensed to Groundwater Stats Consulting. UG
Hollow symbols indicate censored values.
Within Limit

Prediction Limit

Intrawell Non-parametric

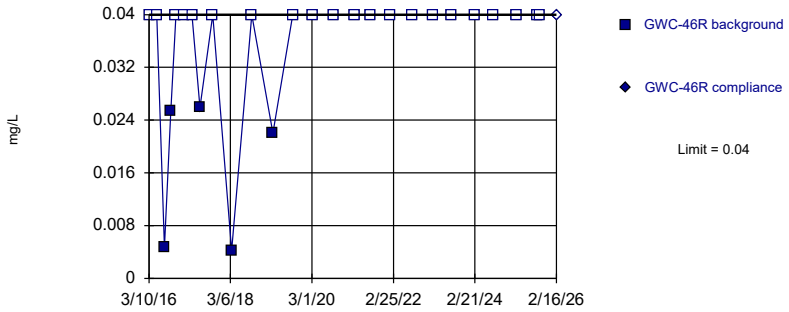

Non-parametric test used in lieu of parametric prediction limit because censored data exceeded 50%. Limit is highest of 26 background values. 80.77% NDs. Well-constituent pair annual alpha = 0.005327. Individual comparison alpha = 0.002667 (1 of 2).

Constituent: Boron Analysis Run 8/10/2026 4:34 PM View: Appendix III Intrawell
Plant Bowen Client: Southern Company Data: Bowen 1, 2, 9, & 10

Sanitas™ v.10.1.08 Software licensed to Groundwater Stats Consulting. UG
Hollow symbols indicate censored values.
Within Limit

Prediction Limit

Intrawell Non-parametric

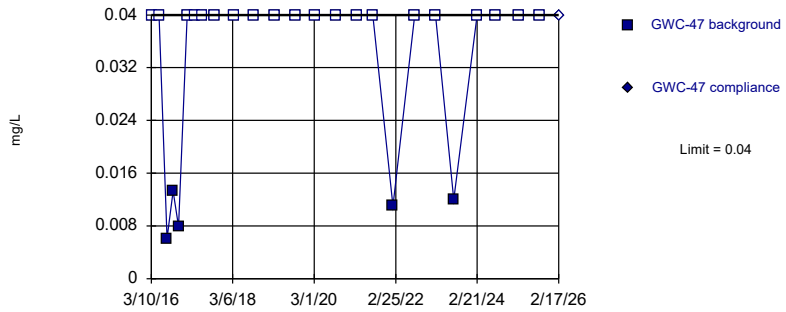

Non-parametric test used in lieu of parametric prediction limit because censored data exceeded 50%. Limit is highest of 25 background values. 80% NDs. Well-constituent pair annual alpha = 0.005656. Individual comparison alpha = 0.002832 (1 of 2).

Constituent: Boron Analysis Run 8/10/2026 4:34 PM View: Appendix III Intrawell
Plant Bowen Client: Southern Company Data: Bowen 1, 2, 9, & 10

Sanitas™ v.10.1.08 Software licensed to Groundwater Stats Consulting. UG
Hollow symbols indicate censored values.
Within Limit

Prediction Limit

Intrawell Non-parametric

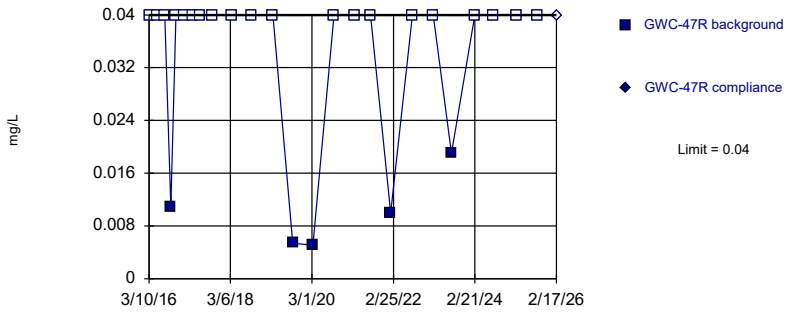

Non-parametric test used in lieu of parametric prediction limit because censored data exceeded 50%. Limit is highest of 25 background values. 80% NDs. Well-constituent pair annual alpha = 0.005656. Individual comparison alpha = 0.002832 (1 of 2).

Constituent: Boron Analysis Run 8/10/2026 4:34 PM View: Appendix III Intrawell
Plant Bowen Client: Southern Company Data: Bowen 1, 2, 9, & 10

Sanitas™ v.10.1.08 Software licensed to Groundwater Stats Consulting. UG
Hollow symbols indicate censored values.
Within Limit

Prediction Limit

Intrawell Non-parametric

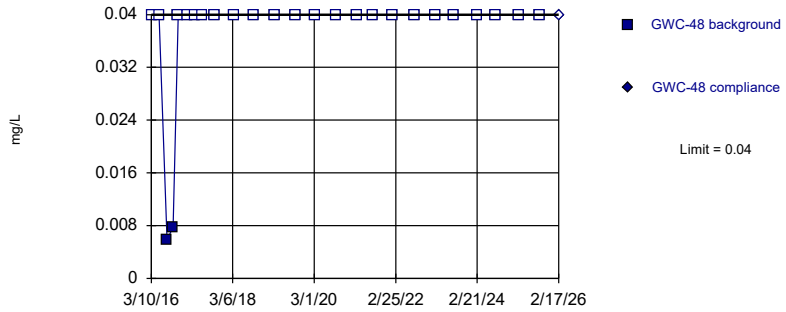

Non-parametric test used in lieu of parametric prediction limit because censored data exceeded 50%. Limit is highest of 25 background values. 92% NDs. Well-constituent pair annual alpha = 0.005656. Individual comparison alpha = 0.002832 (1 of 2).

Constituent: Boron Analysis Run 8/10/2026 4:34 PM View: Appendix III Intrawell
Plant Bowen Client: Southern Company Data: Bowen 1, 2, 9, & 10

Sanitas™ v.10.1.08 Software licensed to Groundwater Stats Consulting. UG
Hollow symbols indicate censored values.
Within Limit

Prediction Limit

Intrawell Non-parametric

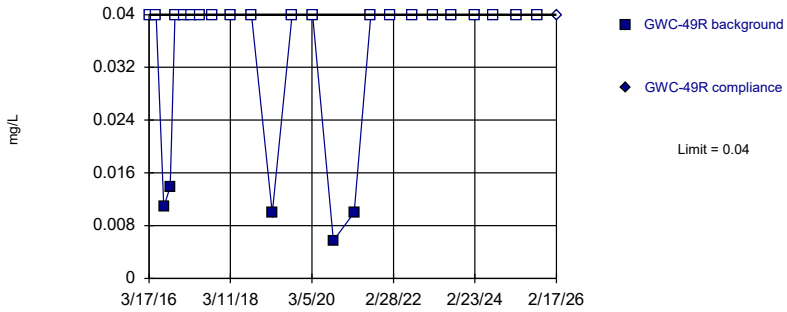

Non-parametric test used in lieu of parametric prediction limit because censored data exceeded 50%. Limit is highest of 25 background values. 80% NDs. Well-constituent pair annual alpha = 0.005656. Individual comparison alpha = 0.002832 (1 of 2).

Constituent: Boron Analysis Run 8/10/2026 4:34 PM View: Appendix III Intrawell
Plant Bowen Client: Southern Company Data: Bowen 1, 2, 9, & 10

Sanitas™ v.10.1.08 Software licensed to Groundwater Stats Consulting. UG
Hollow symbols indicate censored values.

Within Limit

Prediction Limit

Intrawell Non-parametric

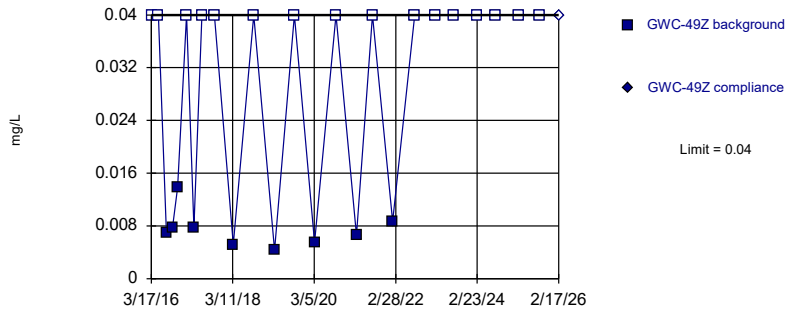

Non-parametric test used in lieu of parametric prediction limit because censored data exceeded 50%. Limit is highest of 25 background values. 64% NDs. Well-constituent pair annual alpha = 0.005656. Individual comparison alpha = 0.002832 (1 of 2).

Constituent: Boron Analysis Run 8/10/2026 4:34 PM View: Appendix III Intrawell
Plant Bowen Client: Southern Company Data: Bowen 1, 2, 9, & 10

Sanitas™ v.10.1.08 Software licensed to Groundwater Stats Consulting. UG

Within Limit

Prediction Limit

Intrawell Parametric

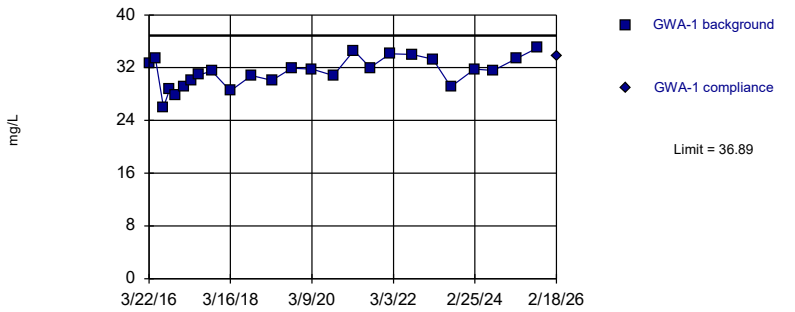

Background Data Summary: Mean=31.32, Std. Dev.=2.259, n=25. Normality test: Shapiro Wilk @alpha = 0.01, calculated = 0.9746, critical = 0.888. Kappa = 2.464 (c=7, w=26, 1 of 2, event alpha = 0.05132). Report alpha = 0.0002894.

Constituent: Calcium Analysis Run 8/10/2026 4:34 PM View: Appendix III Intrawell
Plant Bowen Client: Southern Company Data: Bowen 1, 2, 9, & 10

Sanitas™ v.10.1.08 Software licensed to Groundwater Stats Consulting. UG

Within Limit

Prediction Limit

Intrawell Parametric

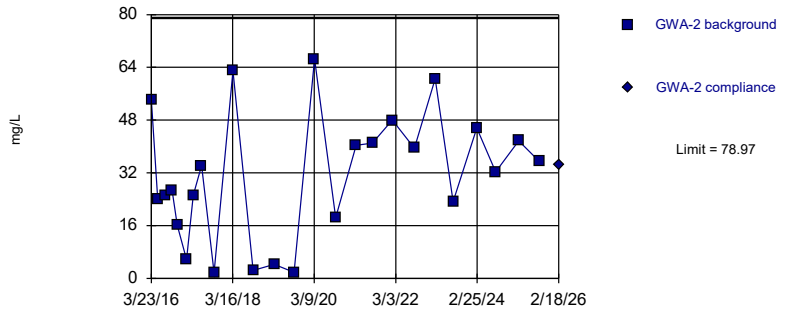

Background Data Summary: Mean=31.08, Std. Dev.=19.43, n=25. Normality test: Shapiro Wilk @alpha = 0.01, calculated = 0.9547, critical = 0.888. Kappa = 2.464 (c=7, w=26, 1 of 2, event alpha = 0.05132). Report alpha = 0.0002894.

Constituent: Calcium Analysis Run 8/10/2026 4:34 PM View: Appendix III Intrawell
Plant Bowen Client: Southern Company Data: Bowen 1, 2, 9, & 10

Sanitas™ v.10.1.08 Software licensed to Groundwater Stats Consulting. UG

Within Limit

Prediction Limit

Intrawell Parametric

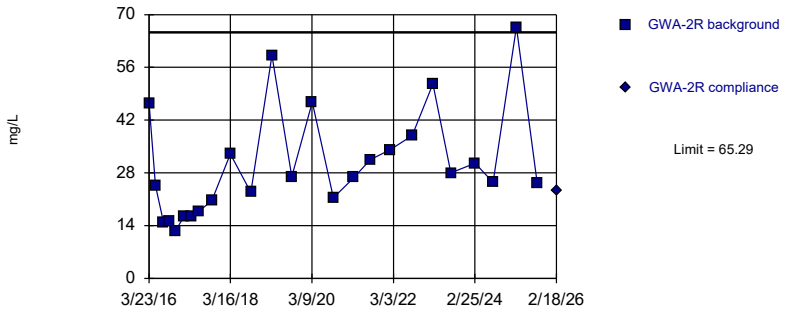

Background Data Summary: Mean=30.12, Std. Dev.=14.27, n=25. Normality test: Shapiro Wilk @alpha = 0.01, calculated = 0.8965, critical = 0.888. Kappa = 2.464 (c=7, w=26, 1 of 2, event alpha = 0.05132). Report alpha = 0.0002894.

Constituent: Calcium Analysis Run 8/10/2026 4:34 PM View: Appendix III Intrawell
Plant Bowen Client: Southern Company Data: Bowen 1, 2, 9, & 10

Sanitas™ v.10.1.08 Software licensed to Groundwater Stats Consulting. UG

Exceeds Limit

Prediction Limit

Intrawell Non-parametric

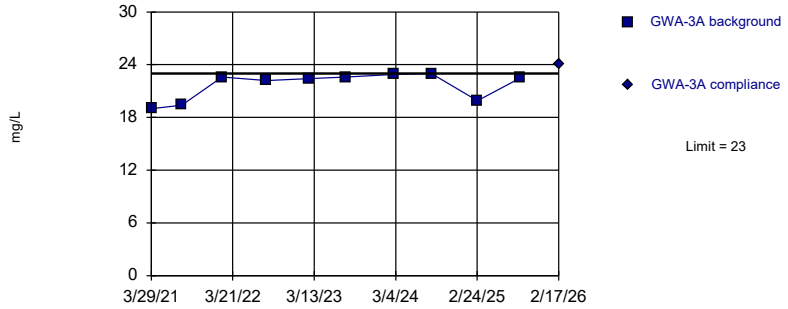

Non-parametric test used in lieu of parametric prediction limit because the Shapiro Wilk normality test showed the data to be non-normal at the 0.05 alpha level. Limit is highest of 10 background values. Well-constituent pair annual alpha = 0.0293. Individual comparison alpha = 0.01476 (1 of 2).

Constituent: Calcium Analysis Run 8/10/2026 4:34 PM View: Appendix III Intrawell
Plant Bowen Client: Southern Company Data: Bowen 1, 2, 9, & 10

Sanitas™ v.10.1.08 Software licensed to Groundwater Stats Consulting. UG

Within Limit

Prediction Limit

Intrawell Parametric

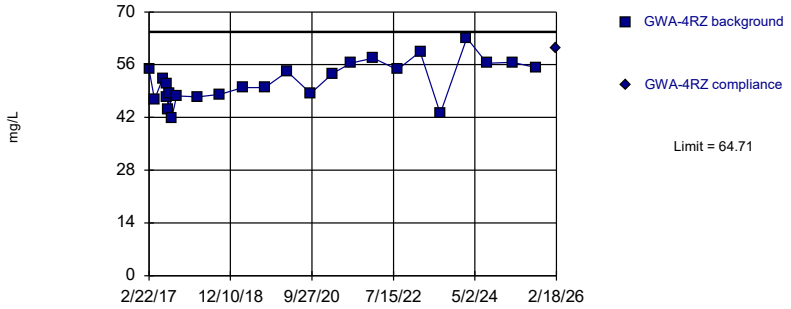

Background Data Summary: Mean=51.55, Std. Dev.=5.339, n=25. Normality test: Shapiro Wilk @alpha = 0.01, calculated = 0.9741, critical = 0.888. Kappa = 2.464 (c=7, w=26, 1 of 2, event alpha = 0.05132). Report alpha = 0.0002894.

Constituent: Calcium Analysis Run 8/10/2026 4:34 PM View: Appendix III Intrawell
Plant Bowen Client: Southern Company Data: Bowen 1, 2, 9, & 10

Sanitas™ v.10.1.08 Software licensed to Groundwater Stats Consulting. UG

Within Limit

Prediction Limit

Intrawell Parametric

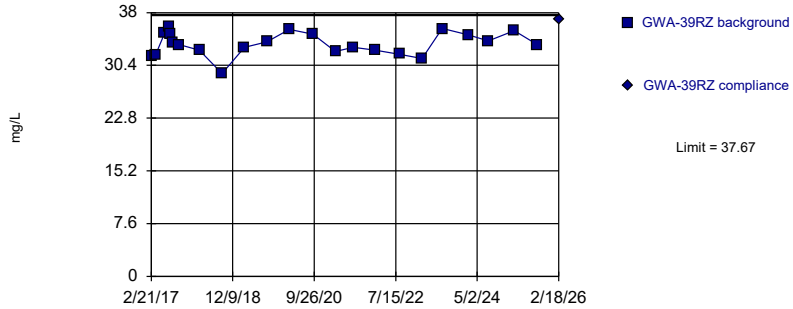

Background Data Summary: Mean=33.49, Std. Dev.=1.666, n=23. Normality test: Shapiro Wilk @alpha = 0.01, calculated = 0.9536, critical = 0.881. Kappa = 2.508 (c=7, w=26, 1 of 2, event alpha = 0.05132). Report alpha = 0.0002894.

Constituent: Calcium Analysis Run 8/10/2026 4:34 PM View: Appendix III Intrawell
Plant Bowen Client: Southern Company Data: Bowen 1, 2, 9, & 10

Sanitas™ v.10.1.08 Software licensed to Groundwater Stats Consulting. UG

Within Limit

Prediction Limit

Intrawell Parametric

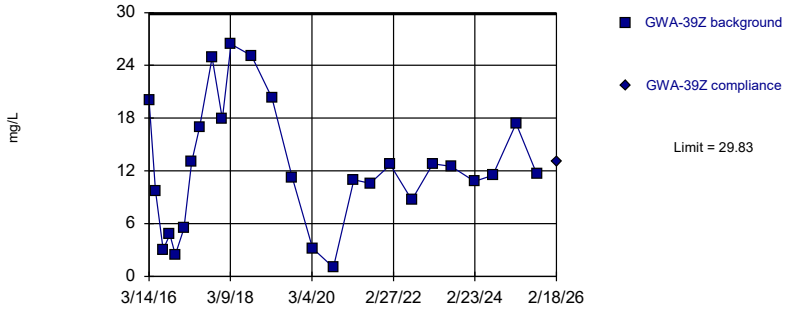

Background Data Summary: Mean=12.51, Std. Dev.=7.068, n=26. Normality test: Shapiro Wilk @alpha = 0.01, calculated = 0.9493, critical = 0.891. Kappa = 2.451 (c=7, w=26, 1 of 2, event alpha = 0.05132). Report alpha = 0.0002894.

Constituent: Calcium Analysis Run 8/10/2026 4:34 PM View: Appendix III Intrawell
Plant Bowen Client: Southern Company Data: Bowen 1, 2, 9, & 10

Sanitas™ v.10.1.08 Software licensed to Groundwater Stats Consulting. UG

Within Limit

Prediction Limit

Intrawell Parametric

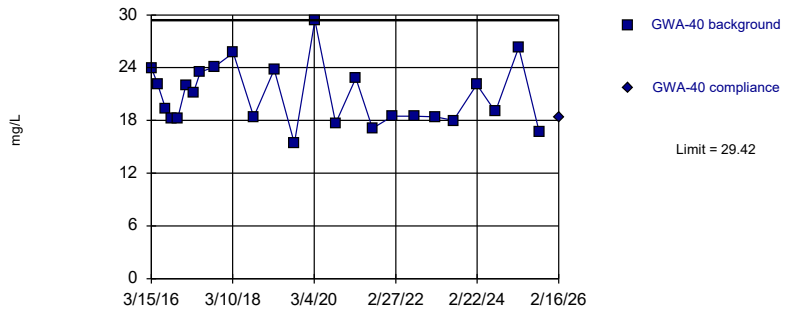

Background Data Summary: Mean=20.81, Std. Dev.=3.493, n=25. Normality test: Shapiro Wilk @alpha = 0.01, calculated = 0.9345, critical = 0.888. Kappa = 2.464 (c=7, w=26, 1 of 2, event alpha = 0.05132). Report alpha = 0.0002894.

Constituent: Calcium Analysis Run 8/10/2026 4:34 PM View: Appendix III Intrawell
Plant Bowen Client: Southern Company Data: Bowen 1, 2, 9, & 10

Sanitas™ v.10.1.08 Software licensed to Groundwater Stats Consulting. UG

Within Limit

Prediction Limit

Intrawell Parametric

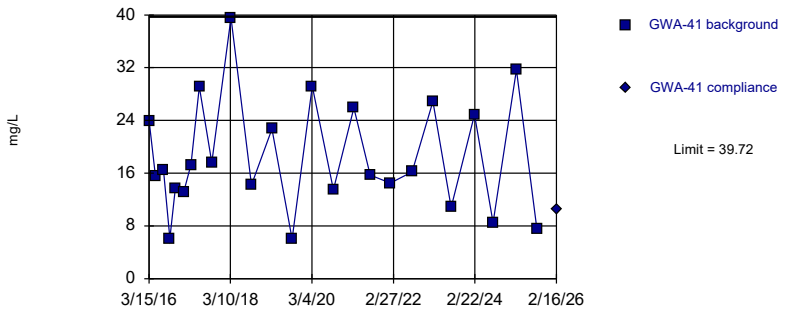

Background Data Summary: Mean=18.43, Std. Dev.=8.638, n=25. Normality test: Shapiro Wilk @alpha = 0.01, calculated = 0.9466, critical = 0.888. Kappa = 2.464 (c=7, w=26, 1 of 2, event alpha = 0.05132). Report alpha = 0.0002894.

Constituent: Calcium Analysis Run 8/10/2026 4:34 PM View: Appendix III Intrawell
Plant Bowen Client: Southern Company Data: Bowen 1, 2, 9, & 10

Sanitas™ v.10.1.08 Software licensed to Groundwater Stats Consulting. UG

Within Limit

Prediction Limit

Intrawell Parametric

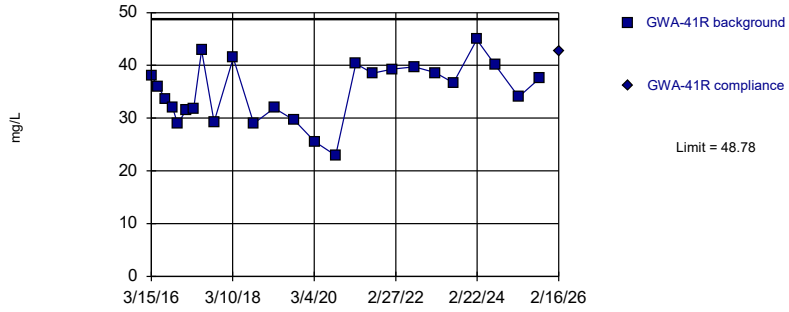

Background Data Summary: Mean=34.94, Std. Dev.=5.617, n=25. Normality test: Shapiro Wilk @alpha = 0.01, calculated = 0.9704, critical = 0.888. Kappa = 2.464 (c=7, w=26, 1 of 2, event alpha = 0.05132). Report alpha = 0.0002894.

Constituent: Calcium Analysis Run 8/10/2026 4:34 PM View: Appendix III Intrawell
Plant Bowen Client: Southern Company Data: Bowen 1, 2, 9, & 10

Sanitas™ v.10.1.08 Software licensed to Groundwater Stats Consulting. UG

Within Limit

Prediction Limit

Intrawell Parametric

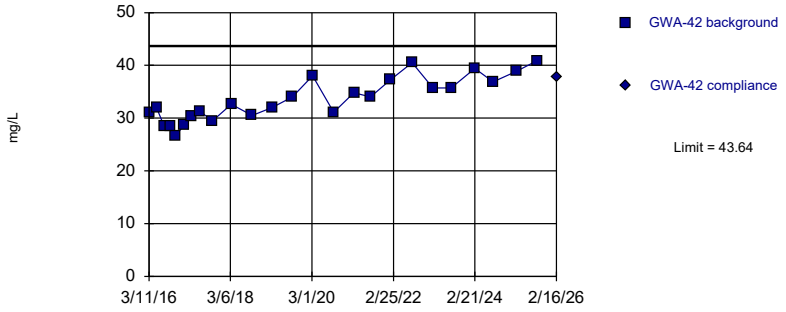

Background Data Summary: Mean=33.56, Std. Dev.=4.094, n=25. Normality test: Shapiro Wilk @alpha = 0.01, calculated = 0.9571, critical = 0.888. Kappa = 2.464 (c=7, w=26, 1 of 2, event alpha = 0.05132). Report alpha = 0.0002894.

Constituent: Calcium Analysis Run 8/10/2026 4:34 PM View: Appendix III Intrawell
Plant Bowen Client: Southern Company Data: Bowen 1, 2, 9, & 10

Sanitas™ v.10.1.08 Software licensed to Groundwater Stats Consulting. UG

Within Limit

Prediction Limit

Intrawell Parametric

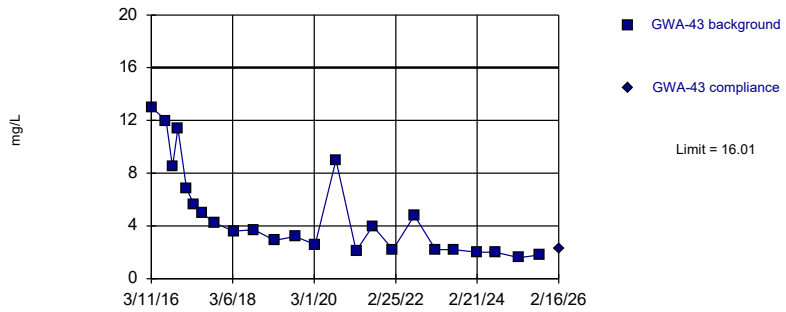

Background Data Summary (based on cube root transformation): Mean=1.614, Std. Dev.=0.3647, n=24. Normality test: Shapiro Wilk @alpha = 0.01, calculated = 0.8978, critical = 0.884. Kappa = 2.486 (c=7, w=26, 1 of 2, event alpha = 0.05132). Report alpha = 0.0002894.

Constituent: Calcium Analysis Run 8/10/2026 4:34 PM View: Appendix III Intrawell
Plant Bowen Client: Southern Company Data: Bowen 1, 2, 9, & 10

Sanitas™ v.10.1.08 Software licensed to Groundwater Stats Consulting. UG

Within Limit

Prediction Limit

Intrawell Parametric

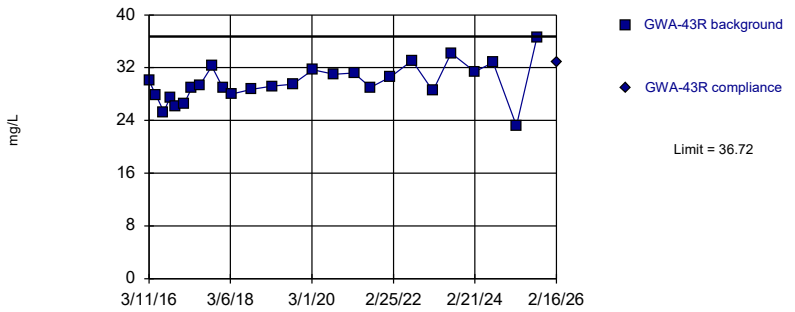

Background Data Summary: Mean=29.68, Std. Dev.=2.872, n=26. Normality test: Shapiro Wilk @alpha = 0.01, calculated = 0.9892, critical = 0.891. Kappa = 2.451 (c=7, w=26, 1 of 2, event alpha = 0.05132). Report alpha = 0.0002894.

Constituent: Calcium Analysis Run 8/10/2026 4:35 PM View: Appendix III Intrawell
Plant Bowen Client: Southern Company Data: Bowen 1, 2, 9, & 10

Sanitas™ v.10.1.08 Software licensed to Groundwater Stats Consulting. UG

Within Limit

Prediction Limit

Intrawell Non-parametric

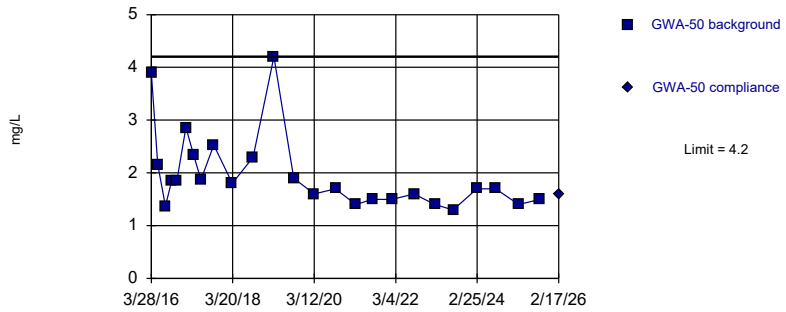

Non-parametric test used in lieu of parametric prediction limit because the Shapiro Wilk normality test showed the data to be non-normal at the 0.01 alpha level. Limit is highest of 25 background values. Well-constituent pair annual alpha = 0.005656. Individual comparison alpha = 0.002832 (1 of 2).

Constituent: Calcium Analysis Run 8/10/2026 4:35 PM View: Appendix III Intrawell
Plant Bowen Client: Southern Company Data: Bowen 1, 2, 9, & 10

Sanitas™ v.10.1.08 Software licensed to Groundwater Stats Consulting. UG

Within Limit

Prediction Limit

Intrawell Parametric

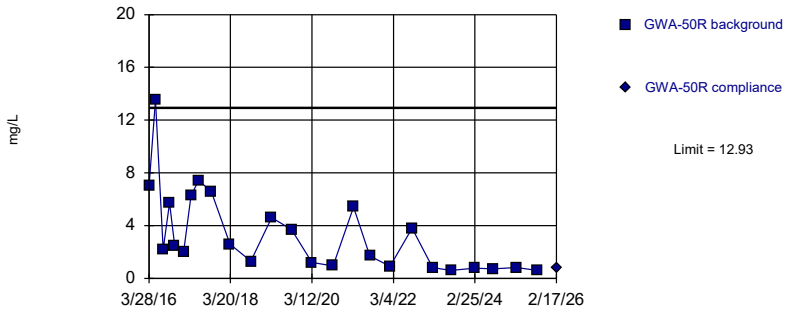

Background Data Summary (based on square root transformation): Mean=1.66, Std. Dev.=0.7857, n=25. Normality test: Shapiro Wilk @alpha = 0.01, calculated = 0.9039, critical = 0.888. Kappa = 2.464 (c=7, w=26, 1 of 2, event alpha = 0.05132). Report alpha = 0.0002894.

Constituent: Calcium Analysis Run 8/10/2026 4:35 PM View: Appendix III Intrawell
Plant Bowen Client: Southern Company Data: Bowen 1, 2, 9, & 10

Sanitas™ v.10.1.08 Software licensed to Groundwater Stats Consulting. UG

Within Limit

Prediction Limit

Intrawell Parametric

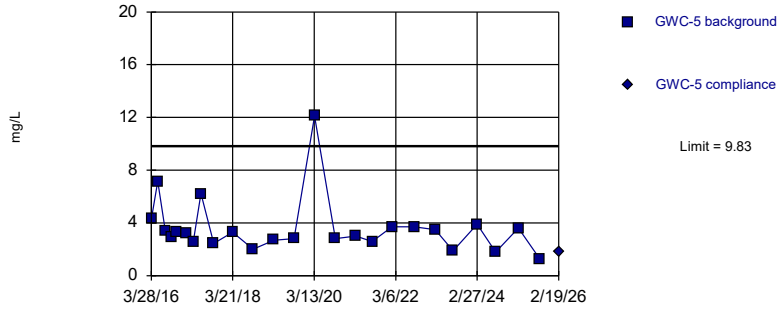

Background Data Summary (based on natural log transformation): Mean=1.169, Std. Dev.=0.4531, n=25. Normality test: Shapiro Wilk @alpha = 0.01, calculated = 0.9249, critical = 0.888. Kappa = 2.464 (c=7, w=26, 1 of 2, event alpha = 0.05132). Report alpha = 0.0002894.

Constituent: Calcium Analysis Run 8/10/2026 4:35 PM View: Appendix III Intrawell
Plant Bowen Client: Southern Company Data: Bowen 1, 2, 9, & 10

Sanitas™ v.10.1.08 Software licensed to Groundwater Stats Consulting. UG

Within Limit

Prediction Limit

Intrawell Parametric

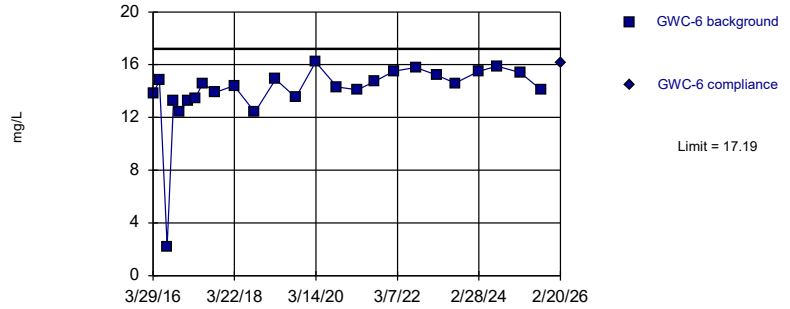

Background Data Summary (based on cube transformation): Mean=2920, Std. Dev.=875.9, n=25. Normality test: Shapiro Wilk @alpha = 0.01, calculated = 0.9044, critical = 0.888. Kappa = 2.464 (c=7, w=26, 1 of 2, event alpha = 0.05132). Report alpha = 0.0002894.

Constituent: Calcium Analysis Run 8/10/2026 4:35 PM View: Appendix III Intrawell
Plant Bowen Client: Southern Company Data: Bowen 1, 2, 9, & 10

Sanitas™ v.10.1.08 Software licensed to Groundwater Stats Consulting. UG

Within Limit

Prediction Limit

Intrawell Parametric

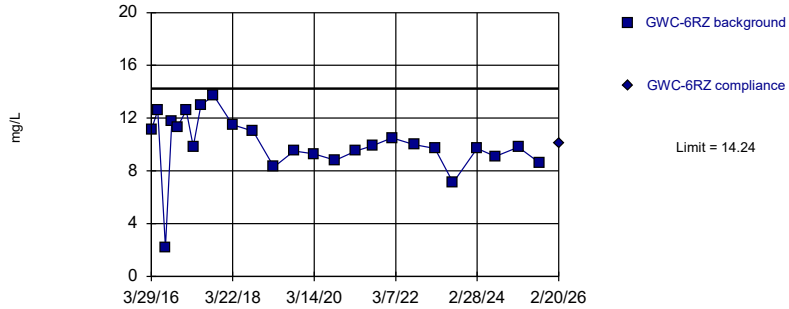

Background Data Summary (based on square transformation): Mean=105.3, Std. Dev.=39.54, n=25. Normality test: Shapiro Wilk @alpha = 0.01, calculated = 0.9643, critical = 0.888. Kappa = 2.464 (c=7, w=26, 1 of 2, event alpha = 0.05132). Report alpha = 0.0002894.

Constituent: Calcium Analysis Run 8/10/2026 4:35 PM View: Appendix III Intrawell
Plant Bowen Client: Southern Company Data: Bowen 1, 2, 9, & 10

Sanitas™ v.10.1.08 Software licensed to Groundwater Stats Consulting. UG

Within Limit

Prediction Limit

Intrawell Parametric

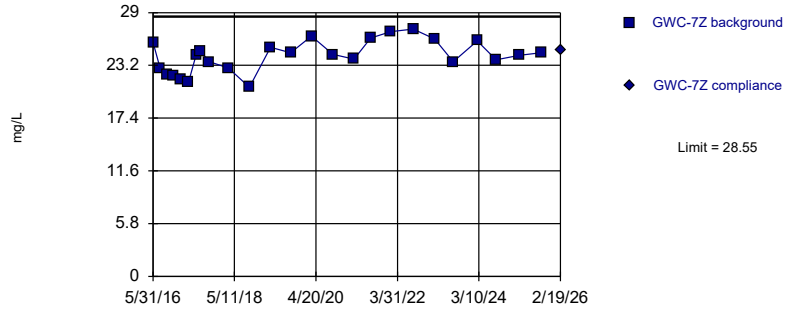

Background Data Summary: Mean=24.22, Std. Dev.=1.756, n=25. Normality test: Shapiro Wilk @alpha = 0.01, calculated = 0.9731, critical = 0.888. Kappa = 2.464 (c=7, w=26, 1 of 2, event alpha = 0.05132). Report alpha = 0.0002894.

Constituent: Calcium Analysis Run 8/10/2026 4:35 PM View: Appendix III Intrawell
Plant Bowen Client: Southern Company Data: Bowen 1, 2, 9, & 10

Sanitas™ v.10.1.08 Software licensed to Groundwater Stats Consulting. UG

Within Limit

Prediction Limit

Intrawell Parametric

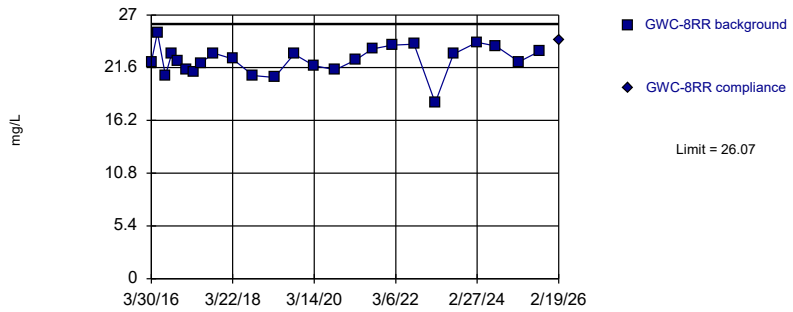

Background Data Summary: Mean=22.39, Std. Dev.=1.493, n=25. Normality test: Shapiro Wilk @alpha = 0.01, calculated = 0.9553, critical = 0.888. Kappa = 2.464 (c=7, w=26, 1 of 2, event alpha = 0.05132). Report alpha = 0.0002894.

Constituent: Calcium Analysis Run 8/10/2026 4:35 PM View: Appendix III Intrawell
Plant Bowen Client: Southern Company Data: Bowen 1, 2, 9, & 10

Sanitas™ v.10.1.08 Software licensed to Groundwater Stats Consulting. UG

Within Limit

Prediction Limit

Intrawell Parametric

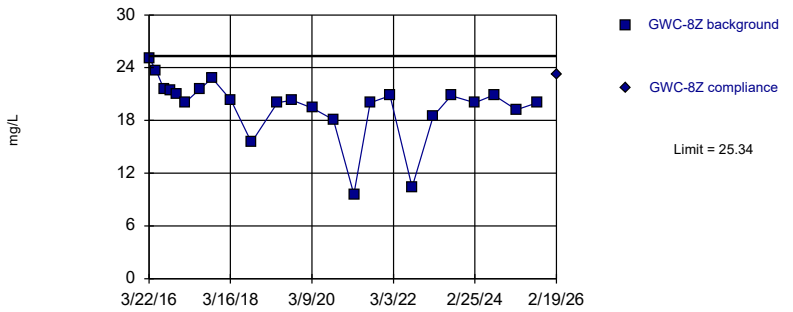

Background Data Summary (based on cube transformation): Mean=8173, Std. Dev.=3256, n=24. Normality test: Shapiro Wilk @alpha = 0.01, calculated = 0.9208, critical = 0.884. Kappa = 2.486 (c=7, w=26, 1 of 2, event alpha = 0.05132). Report alpha = 0.0002894.

Constituent: Calcium Analysis Run 8/10/2026 4:35 PM View: Appendix III Intrawell
Plant Bowen Client: Southern Company Data: Bowen 1, 2, 9, & 10

Sanitas™ v.10.1.08 Software licensed to Groundwater Stats Consulting. UG

Exceeds Limit

Prediction Limit

Intrawell Non-parametric

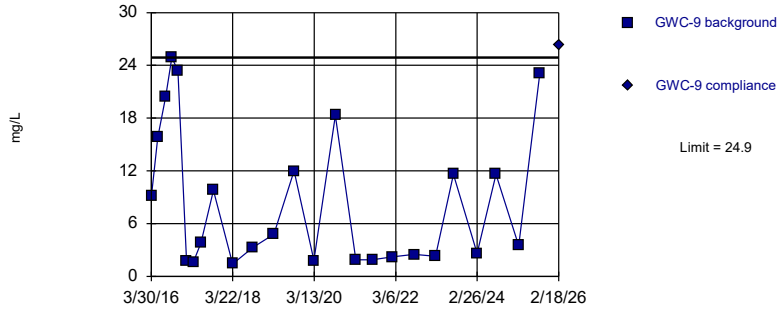

Non-parametric test used in lieu of parametric prediction limit because the Shapiro Wilk normality test showed the data to be non-normal at the 0.01 alpha level. Limit is highest of 25 background values. Well-constituent pair annual alpha = 0.005656. Individual comparison alpha = 0.002832 (1 of 2).

Constituent: Calcium Analysis Run 8/10/2026 4:35 PM View: Appendix III Intrawell
Plant Bowen Client: Southern Company Data: Bowen 1, 2, 9, & 10

Sanitas™ v.10.1.08 Software licensed to Groundwater Stats Consulting. UG

Within Limit

Prediction Limit

Intrawell Parametric

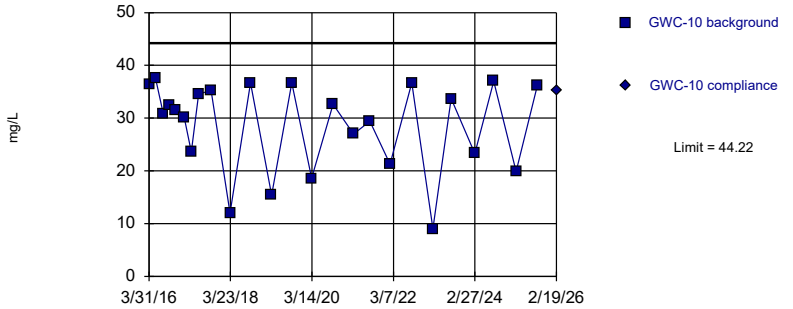

Background Data Summary (based on square transformation): Mean=892.9, Std. Dev.=431.1, n=25. Normality test: Shapiro Wilk @alpha = 0.01, calculated = 0.9024, critical = 0.888. Kappa = 2.464 (c=7, w=26, 1 of 2, event alpha = 0.05132). Report alpha = 0.0002894.

Constituent: Calcium Analysis Run 8/10/2026 4:35 PM View: Appendix III Intrawell
Plant Bowen Client: Southern Company Data: Bowen 1, 2, 9, & 10

Sanitas™ v.10.1.08 Software licensed to Groundwater Stats Consulting. UG

Within Limit

Prediction Limit

Intrawell Parametric

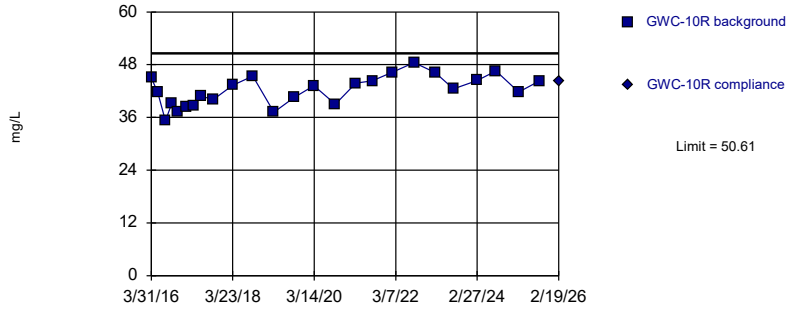

Background Data Summary: Mean=42.14, Std. Dev.=3.434, n=25. Normality test: Shapiro Wilk @alpha = 0.01, calculated = 0.9775, critical = 0.888. Kappa = 2.464 (c=7, w=26, 1 of 2, event alpha = 0.05132). Report alpha = 0.0002894.

Constituent: Calcium Analysis Run 8/10/2026 4:35 PM View: Appendix III Intrawell
Plant Bowen Client: Southern Company Data: Bowen 1, 2, 9, & 10

Sanitas™ v.10.1.08 Software licensed to Groundwater Stats Consulting. UG

Within Limit

Prediction Limit

Intrawell Parametric

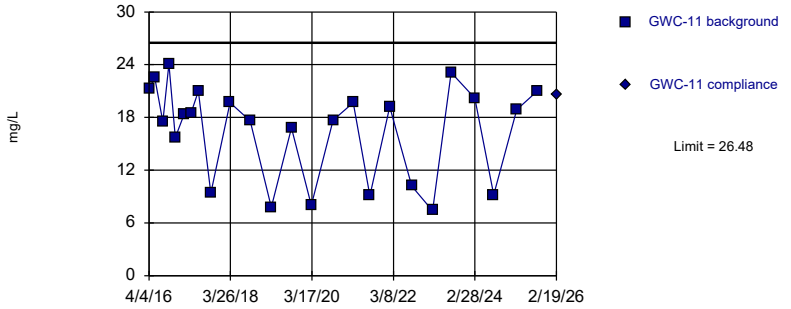

Background Data Summary (based on square transformation): Mean=301.6, Std. Dev.=162.1, n=25. Normality test: Shapiro Wilk @alpha = 0.01, calculated = 0.9142, critical = 0.888. Kappa = 2.464 (c=7, w=26, 1 of 2, event alpha = 0.05132). Report alpha = 0.0002894.

Constituent: Calcium Analysis Run 8/10/2026 4:35 PM View: Appendix III Intrawell
Plant Bowen Client: Southern Company Data: Bowen 1, 2, 9, & 10

Sanitas™ v.10.1.08 Software licensed to Groundwater Stats Consulting. UG

Within Limit

Prediction Limit

Intrawell Parametric

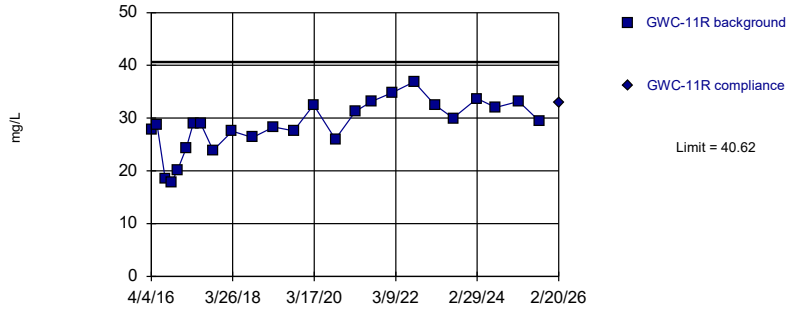

Background Data Summary: Mean=28.58, Std. Dev.=4.885, n=25. Normality test: Shapiro Wilk @alpha = 0.01, calculated = 0.9495, critical = 0.888. Kappa = 2.464 (c=7, w=26, 1 of 2, event alpha = 0.05132). Report alpha = 0.0002894.

Constituent: Calcium Analysis Run 8/10/2026 4:35 PM View: Appendix III Intrawell
Plant Bowen Client: Southern Company Data: Bowen 1, 2, 9, & 10

Sanitas™ v.10.1.08 Software licensed to Groundwater Stats Consulting. UG

Exceeds Limit

Prediction Limit

Intrawell Parametric

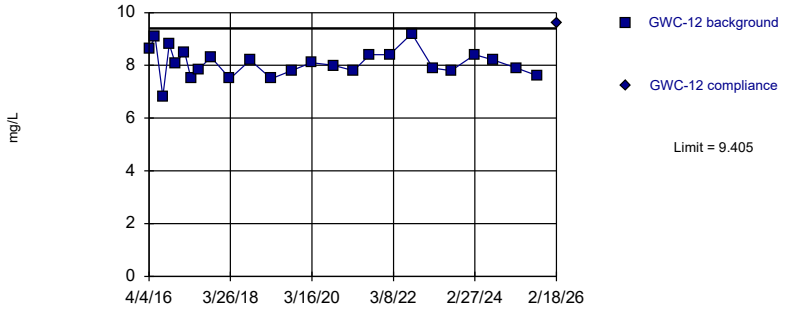

Background Data Summary: Mean=8.09, Std. Dev.=0.5336, n=25. Normality test: Shapiro Wilk @alpha = 0.01, calculated = 0.9784, critical = 0.888. Kappa = 2.464 (c=7, w=26, 1 of 2, event alpha = 0.05132). Report alpha = 0.0002894.

Constituent: Calcium Analysis Run 8/10/2026 4:35 PM View: Appendix III Intrawell
Plant Bowen Client: Southern Company Data: Bowen 1, 2, 9, & 10

Sanitas™ v.10.1.08 Software licensed to Groundwater Stats Consulting. UG

Within Limit

Prediction Limit

Intrawell Parametric

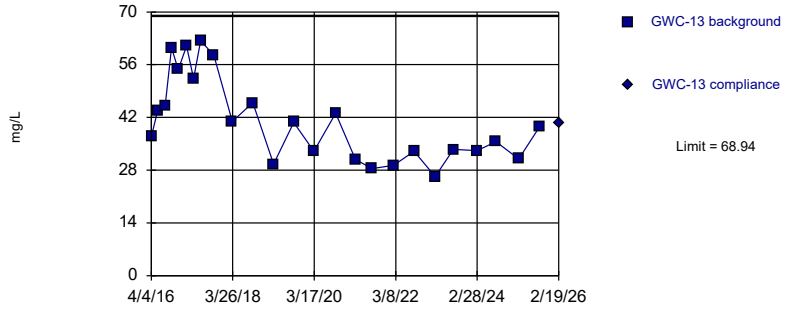

Background Data Summary: Mean=41.16, Std. Dev.=11.27, n=25. Normality test: Shapiro Wilk @alpha = 0.01, calculated = 0.9031, critical = 0.888. Kappa = 2.464 (c=7, w=26, 1 of 2, event alpha = 0.05132). Report alpha = 0.0002894.

Constituent: Calcium Analysis Run 8/10/2026 4:35 PM View: Appendix III Intrawell
Plant Bowen Client: Southern Company Data: Bowen 1, 2, 9, & 10

Sanitas™ v.10.1.08 Software licensed to Groundwater Stats Consulting. UG

Within Limit

Prediction Limit

Intrawell Parametric

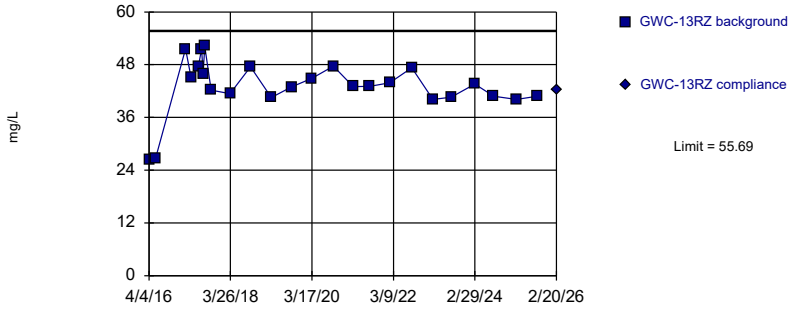

Background Data Summary (based on square transformation): Mean=1895, Std. Dev.=489.8, n=25. Normality test: Shapiro Wilk @alpha = 0.01, calculated = 0.906, critical = 0.888. Kappa = 2.464 (c=7, w=26, 1 of 2, event alpha = 0.05132). Report alpha = 0.0002894.

Constituent: Calcium Analysis Run 8/10/2026 4:35 PM View: Appendix III Intrawell
Plant Bowen Client: Southern Company Data: Bowen 1, 2, 9, & 10

Sanitas™ v.10.1.08 Software licensed to Groundwater Stats Consulting. UG

Within Limit

Prediction Limit

Intrawell Parametric

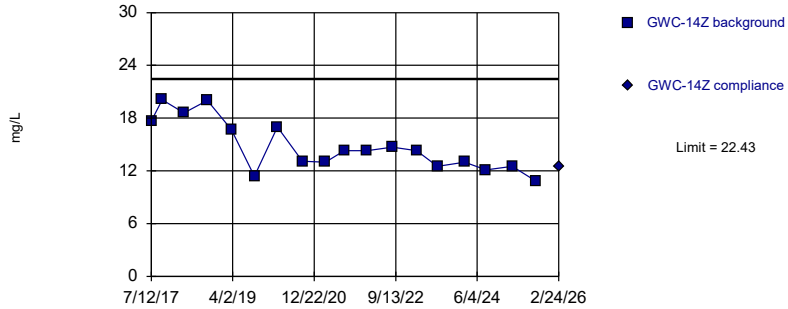

Background Data Summary: Mean=14.78, Std. Dev.=2.89, n=18. Normality test: Shapiro Wilk @alpha = 0.05, calculated = 0.9175, critical = 0.897. Kappa = 2.647 (c=7, w=26, 1 of 2, event alpha = 0.05132). Report alpha = 0.0002894.

Constituent: Calcium Analysis Run 8/10/2026 4:35 PM View: Appendix III Intrawell
Plant Bowen Client: Southern Company Data: Bowen 1, 2, 9, & 10

Sanitas™ v.10.1.08 Software licensed to Groundwater Stats Consulting. UG

Within Limit

Prediction Limit

Intrawell Parametric

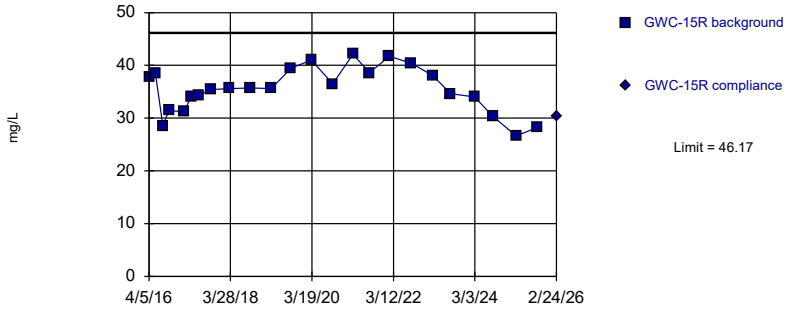

Background Data Summary: Mean=35.4, Std. Dev.=4.333, n=24. Normality test: Shapiro Wilk @alpha = 0.01, calculated = 0.9631, critical = 0.884. Kappa = 2.486 (c=7, w=26, 1 of 2, event alpha = 0.05132). Report alpha = 0.0002894.

Constituent: Calcium Analysis Run 8/10/2026 4:35 PM View: Appendix III Intrawell
Plant Bowen Client: Southern Company Data: Bowen 1, 2, 9, & 10

Sanitas™ v.10.1.08 Software licensed to Groundwater Stats Consulting. UG

Within Limit

Prediction Limit

Intrawell Parametric

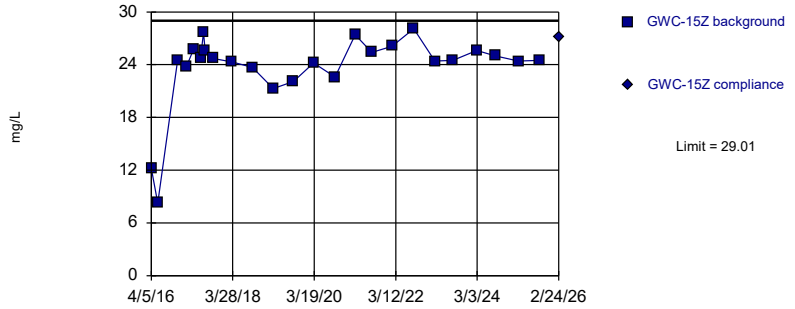

Background Data Summary (based on x^4 transformation): Mean=357693, Std. Dev.=142411, n=25. Normality test: Shapiro Wilk @alpha = 0.01, calculated = 0.9097, critical = 0.888. Kappa = 2.464 (c=7, w=26, 1 of 2, event alpha = 0.05132). Report alpha = 0.0002894.

Constituent: Calcium Analysis Run 8/10/2026 4:35 PM View: Appendix III Intrawell
Plant Bowen Client: Southern Company Data: Bowen 1, 2, 9, & 10

Sanitas™ v.10.1.08 Software licensed to Groundwater Stats Consulting. UG

Within Limit

Prediction Limit

Intrawell Parametric

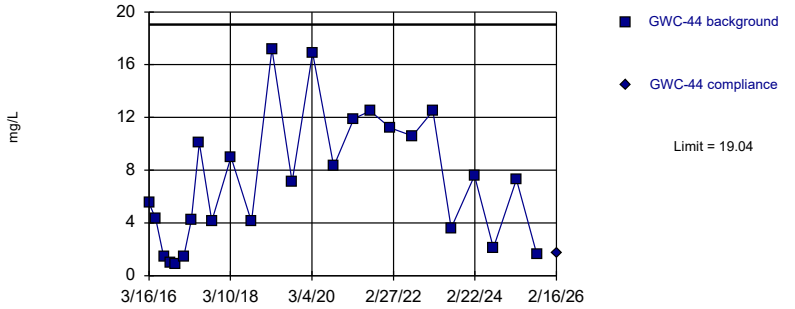

Background Data Summary: Mean=7.059, Std. Dev.=4.861, n=25. Normality test: Shapiro Wilk @alpha = 0.01, calculated = 0.9295, critical = 0.888. Kappa = 2.464 (c=7, w=26, 1 of 2, event alpha = 0.05132). Report alpha = 0.0002894.

Constituent: Calcium Analysis Run 8/10/2026 4:35 PM View: Appendix III Intrawell
Plant Bowen Client: Southern Company Data: Bowen 1, 2, 9, & 10

Sanitas™ v.10.1.08 Software licensed to Groundwater Stats Consulting. UG

Within Limit

Prediction Limit

Intrawell Parametric

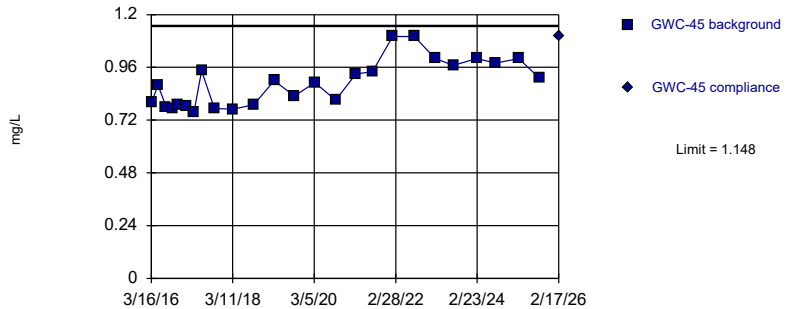

Background Data Summary: Mean=0.888, Std. Dev.=0.1055, n=25. Normality test: Shapiro Wilk @alpha = 0.01, calculated = 0.9074, critical = 0.888. Kappa = 2.464 (c=7, w=26, 1 of 2, event alpha = 0.05132). Report alpha = 0.0002894.

Constituent: Calcium Analysis Run 8/10/2026 4:35 PM View: Appendix III Intrawell
Plant Bowen Client: Southern Company Data: Bowen 1, 2, 9, & 10

Sanitas™ v.10.1.08 Software licensed to Groundwater Stats Consulting. UG

Within Limit

Prediction Limit

Intrawell Parametric

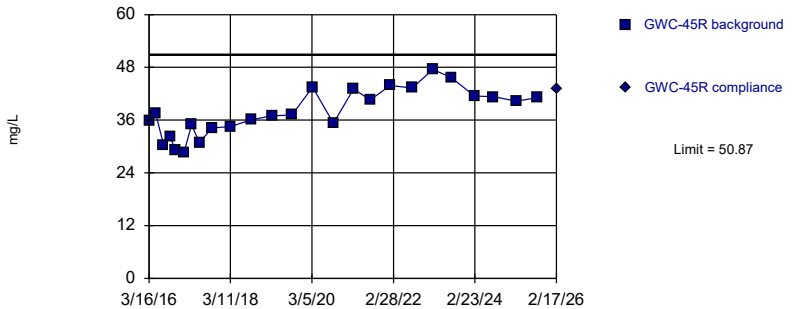

Background Data Summary: Mean=37.84, Std. Dev.=5.289, n=25. Normality test: Shapiro Wilk @alpha = 0.01, calculated = 0.9652, critical = 0.888. Kappa = 2.464 (c=7, w=26, 1 of 2, event alpha = 0.05132). Report alpha = 0.0002894.

Constituent: Calcium Analysis Run 8/10/2026 4:35 PM View: Appendix III Intrawell
Plant Bowen Client: Southern Company Data: Bowen 1, 2, 9, & 10

Sanitas™ v.10.1.08 Software licensed to Groundwater Stats Consulting. UG

Within Limit

Prediction Limit

Intrawell Parametric

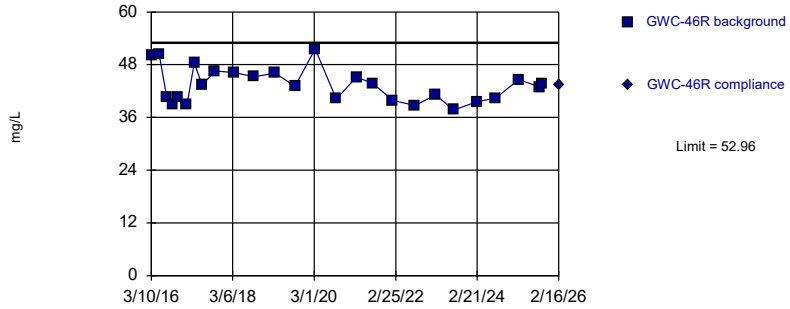

Background Data Summary: Mean=43.38, Std. Dev.=3.909, n=26. Normality test: Shapiro Wilk @alpha = 0.01, calculated = 0.9431, critical = 0.891. Kappa = 2.451 (c=7, w=26, 1 of 2, event alpha = 0.05132). Report alpha = 0.0002894.

Constituent: Calcium Analysis Run 8/10/2026 4:35 PM View: Appendix III Intrawell
Plant Bowen Client: Southern Company Data: Bowen 1, 2, 9, & 10

Sanitas™ v.10.1.08 Software licensed to Groundwater Stats Consulting. UG

Within Limit

Prediction Limit

Intrawell Parametric

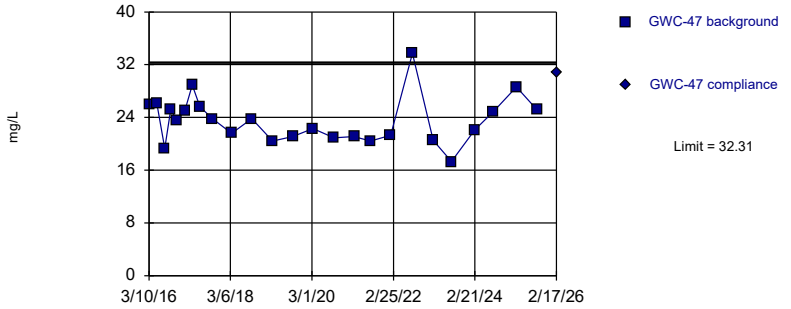

Background Data Summary: Mean=23.56, Std. Dev.=3.549, n=25. Normality test: Shapiro Wilk @alpha = 0.01, calculated = 0.9425, critical = 0.888. Kappa = 2.464 (c=7, w=26, 1 of 2, event alpha = 0.05132). Report alpha = 0.0002894.

Constituent: Calcium Analysis Run 8/10/2026 4:35 PM View: Appendix III Intrawell
Plant Bowen Client: Southern Company Data: Bowen 1, 2, 9, & 10

Sanitas™ v.10.1.08 Software licensed to Groundwater Stats Consulting. UG

Within Limit

Prediction Limit

Intrawell Parametric

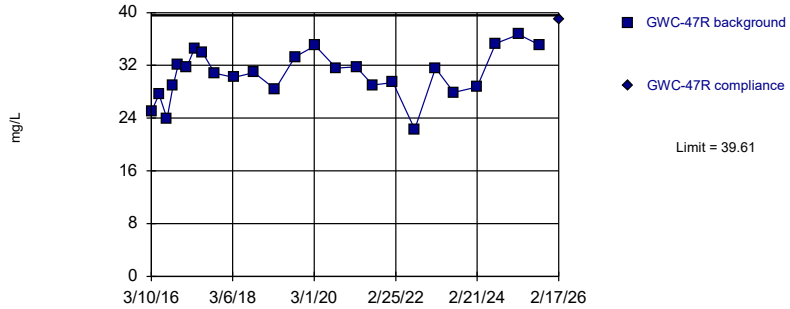

Background Data Summary: Mean=30.64, Std. Dev.=3.64, n=25. Normality test: Shapiro Wilk @alpha = 0.01, calculated = 0.9657, critical = 0.888. Kappa = 2.464 (c=7, w=26, 1 of 2, event alpha = 0.05132). Report alpha = 0.0002894.

Constituent: Calcium Analysis Run 8/10/2026 4:35 PM View: Appendix III Intrawell
Plant Bowen Client: Southern Company Data: Bowen 1, 2, 9, & 10

Sanitas™ v.10.1.08 Software licensed to Groundwater Stats Consulting. UG
Hollow symbols indicate censored values.

Within Limit

Prediction Limit

Intrawell Parametric

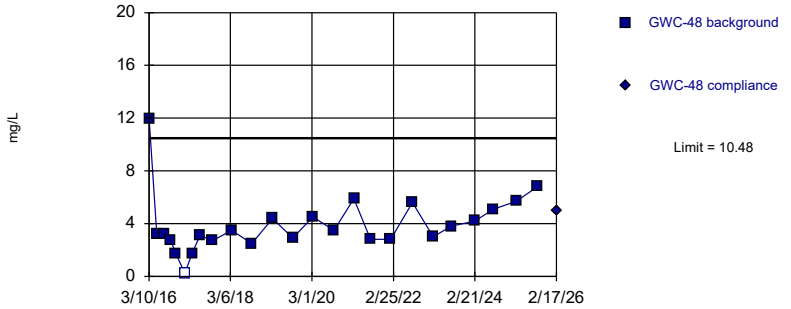

Background Data Summary (based on square root transformation): Mean=1.904, Std. Dev.=0.5412, n=25, 4% NDs. Normality test: Shapiro Wilk @alpha = 0.01, calculated = 0.9266, critical = 0.888. Kappa = 2.464 (c=7, w=26, 1 of 2, event alpha = 0.05132). Report alpha = 0.0002894.

Constituent: Calcium Analysis Run 8/10/2026 4:35 PM View: Appendix III Intrawell
Plant Bowen Client: Southern Company Data: Bowen 1, 2, 9, & 10

Sanitas™ v.10.1.08 Software licensed to Groundwater Stats Consulting. UG

Within Limit

Prediction Limit

Intrawell Parametric

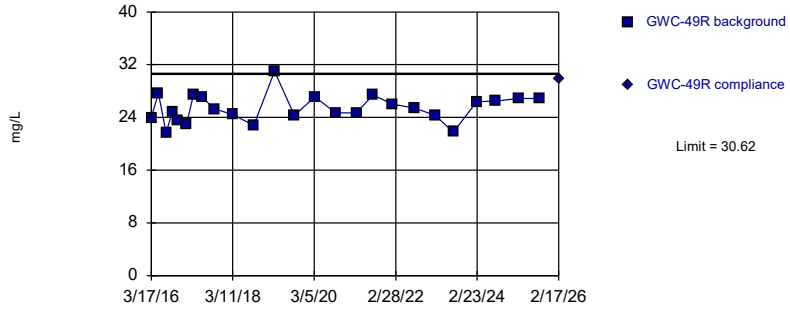

Background Data Summary: Mean=25.42, Std. Dev.=2.111, n=25. Normality test: Shapiro Wilk @alpha = 0.01, calculated = 0.9632, critical = 0.888. Kappa = 2.464 (c=7, w=26, 1 of 2, event alpha = 0.05132). Report alpha = 0.0002894.

Constituent: Calcium Analysis Run 8/10/2026 4:35 PM View: Appendix III Intrawell
Plant Bowen Client: Southern Company Data: Bowen 1, 2, 9, & 10

Sanitas™ v.10.1.08 Software licensed to Groundwater Stats Consulting. UG

Within Limit

Prediction Limit

Intrawell Non-parametric

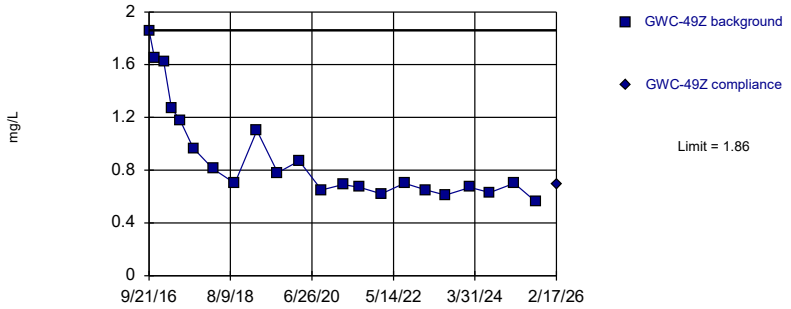

Non-parametric test used in lieu of parametric prediction limit because the Shapiro Wilk normality test showed the data to be non-normal at the 0.01 alpha level. Limit is highest of 22 background values. Well-constituent pair annual alpha = 0.007401. Individual comparison alpha = 0.003707 (1 of 2).

Constituent: Calcium Analysis Run 8/10/2026 4:35 PM View: Appendix III Intrawell
Plant Bowen Client: Southern Company Data: Bowen 1, 2, 9, & 10

Sanitas™ v.10.1.08 Software licensed to Groundwater Stats Consulting. UG
Hollow symbols indicate censored values.

Within Limit

Prediction Limit

Intrawell Parametric

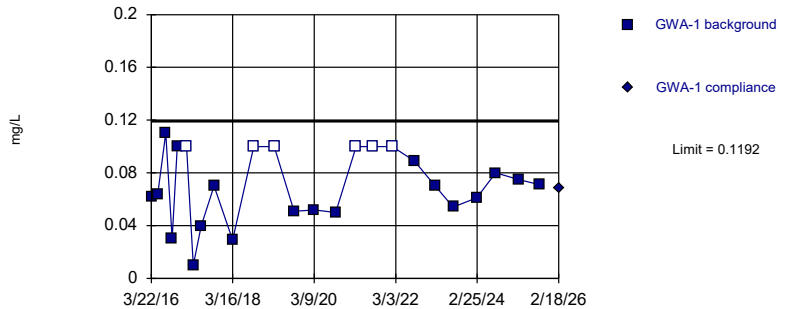

Background Data Summary (after Kaplan-Meier Adjustment): Mean=0.05978, Std. Dev.=0.0241, n=25, 24% NDs. Normality test: Shapiro Wilk @alpha = 0.01, calculated = 0.9336, critical = 0.888. Kappa = 2.464 (c=7, w=26, 1 of 2, event alpha = 0.05132). Report alpha = 0.0002894.

Constituent: Fluoride Analysis Run 8/10/2026 4:35 PM View: Appendix III Intrawell
Plant Bowen Client: Southern Company Data: Bowen 1, 2, 9, & 10

Sanitas™ v.10.1.08 Software licensed to Groundwater Stats Consulting. UG
Hollow symbols indicate censored values.

Within Limit

Prediction Limit

Intrawell Parametric

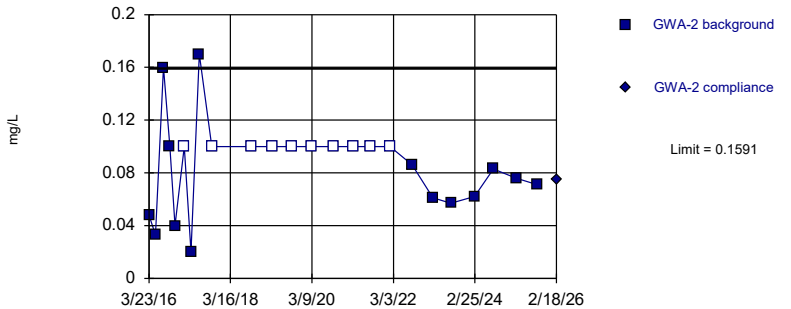

Background Data Summary (after Kaplan-Meier Adjustment): Mean=0.07003, Std. Dev.=0.03584, n=24, 41.67% NDs. Normality test: Shapiro Wilk @alpha = 0.01, calculated = 0.895, critical = 0.884. Kappa = 2.486 (c=7, w=26, 1 of 2, event alpha = 0.05132). Report alpha = 0.0002894.

Constituent: Fluoride Analysis Run 8/10/2026 4:35 PM View: Appendix III Intrawell
Plant Bowen Client: Southern Company Data: Bowen 1, 2, 9, & 10

Sanitas™ v.10.1.08 Software licensed to Groundwater Stats Consulting. UG
Hollow symbols indicate censored values.

Within Limit

Prediction Limit

Intrawell Non-parametric

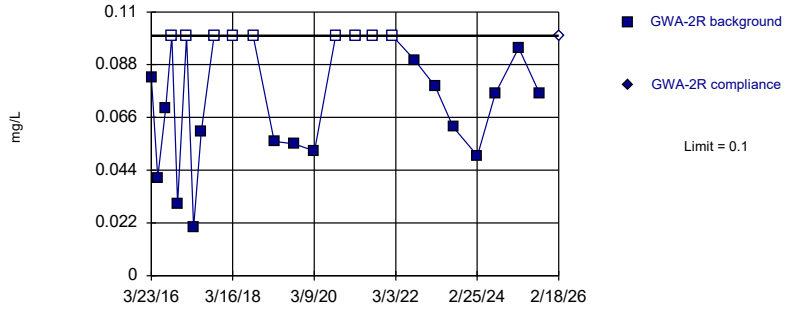

Non-parametric test used in lieu of parametric prediction limit because the Shapiro Wilk normality test showed the data to be non-normal at the 0.01 alpha level. Limit is highest of 25 background values. 36% NDs. Well-constituent pair annual alpha = 0.005656. Individual comparison alpha = 0.002832 (1 of 2).

Constituent: Fluoride Analysis Run 8/10/2026 4:35 PM View: Appendix III Intrawell
Plant Bowen Client: Southern Company Data: Bowen 1, 2, 9, & 10

Sanitas™ v.10.1.08 Software licensed to Groundwater Stats Consulting. UG
Hollow symbols indicate censored values.

Within Limit

Prediction Limit

Intrawell Non-parametric

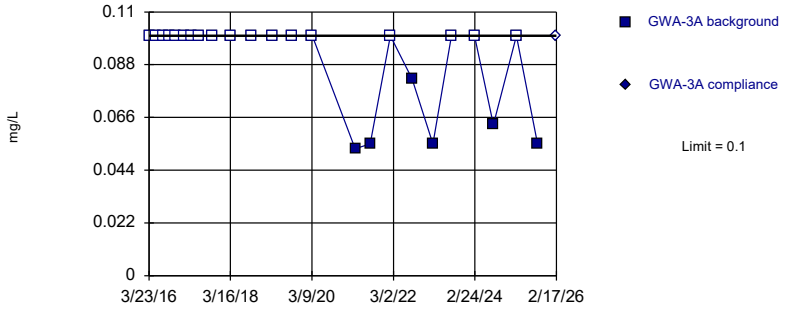

Non-parametric test used in lieu of parametric prediction limit because censored data exceeded 50%. Limit is highest of 24 background values. 75% NDs. Well-constituent pair annual alpha = 0.006238. Individual comparison alpha = 0.003124 (1 of 2).

Constituent: Fluoride Analysis Run 8/10/2026 4:35 PM View: Appendix III Intrawell
Plant Bowen Client: Southern Company Data: Bowen 1, 2, 9, & 10

Sanitas™ v.10.1.08 Software licensed to Groundwater Stats Consulting. UG

Within Limit

Prediction Limit

Intrawell Parametric

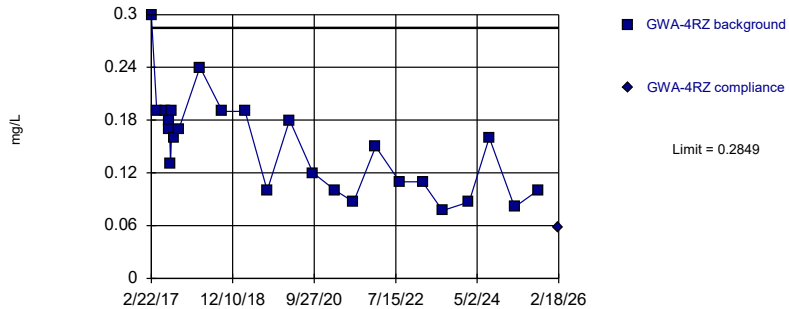

Background Data Summary: Mean=0.1505, Std. Dev.=0.05455, n=25. Normality test: Shapiro Wilk @alpha = 0.01, calculated = 0.9182, critical = 0.888. Kappa = 2.464 (c=7, w=26, 1 of 2, event alpha = 0.05132). Report alpha = 0.0002894.

Constituent: Fluoride Analysis Run 8/10/2026 4:35 PM View: Appendix III Intrawell
Plant Bowen Client: Southern Company Data: Bowen 1, 2, 9, & 10

Sanitas™ v.10.1.08 Software licensed to Groundwater Stats Consulting. UG
Hollow symbols indicate censored values.

Within Limit

Prediction Limit

Intrawell Parametric

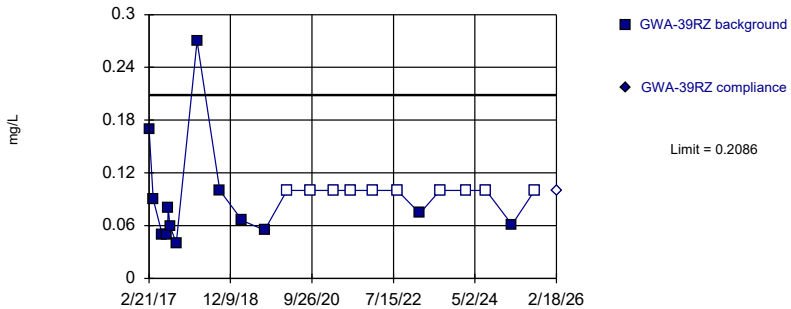

Background Data Summary (based on natural log transformation) (after Kaplan-Meier Adjustment): Mean=-2.686, Std. Dev.=0.446, n=23, 43.48% NDs. Normality test: Shapiro Wilk @alpha = 0.01, calculated = 0.883, critical = 0.881. Kappa = 2.508 (c=7, w=26, 1 of 2, event alpha = 0.05132). Report alpha = 0.0002894.

Constituent: Fluoride Analysis Run 8/10/2026 4:35 PM View: Appendix III Intrawell
Plant Bowen Client: Southern Company Data: Bowen 1, 2, 9, & 10

Sanitas™ v.10.1.08 Software licensed to Groundwater Stats Consulting. UG
Hollow symbols indicate censored values.

Within Limit

Prediction Limit

Intrawell Parametric

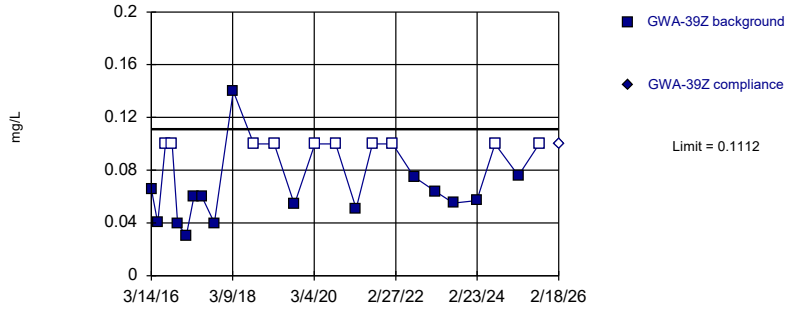

Background Data Summary (after Kaplan-Meier Adjustment): Mean=0.05651, Std. Dev.=0.02218, n=25, 40% NDs. Normality test: Shapiro Wilk @alpha = 0.01, calculated = 0.9005, critical = 0.888. Kappa = 2.464 (c=7, w=26, 1 of 2, event alpha = 0.05132). Report alpha = 0.0002894.

Constituent: Fluoride Analysis Run 8/10/2026 4:35 PM View: Appendix III Intrawell
Plant Bowen Client: Southern Company Data: Bowen 1, 2, 9, & 10

Sanitas™ v.10.1.08 Software licensed to Groundwater Stats Consulting. UG
Hollow symbols indicate censored values.

Within Limit

Prediction Limit

Intrawell Non-parametric

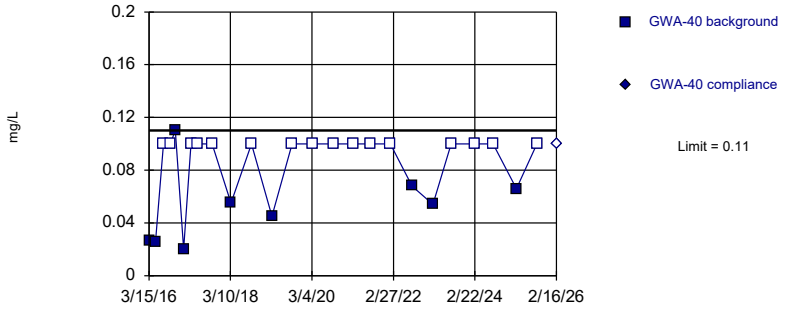

Non-parametric test used in lieu of parametric prediction limit because censored data exceeded 50%. Limit is highest of 25 background values. 64% NDs. Well-constituent pair annual alpha = 0.005656. Individual comparison alpha = 0.002832 (1 of 2).

Constituent: Fluoride Analysis Run 8/10/2026 4:35 PM View: Appendix III Intrawell
Plant Bowen Client: Southern Company Data: Bowen 1, 2, 9, & 10

Sanitas™ v.10.1.08 Software licensed to Groundwater Stats Consulting. UG
Hollow symbols indicate censored values.

Within Limit

Prediction Limit

Intrawell Non-parametric

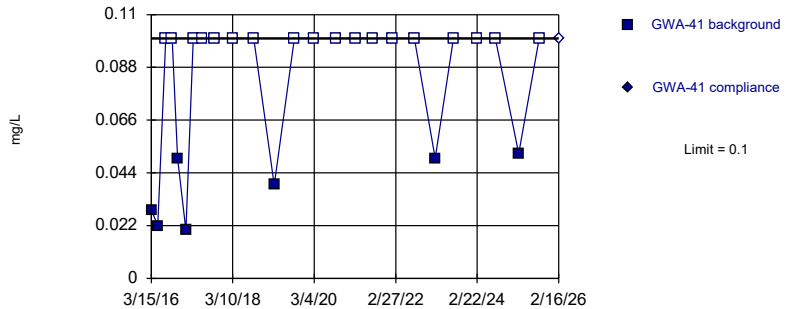

Non-parametric test used in lieu of parametric prediction limit because censored data exceeded 50%. Limit is highest of 25 background values. 72% NDs. Well-constituent pair annual alpha = 0.005656. Individual comparison alpha = 0.002832 (1 of 2).

Constituent: Fluoride Analysis Run 8/10/2026 4:35 PM View: Appendix III Intrawell
Plant Bowen Client: Southern Company Data: Bowen 1, 2, 9, & 10

Sanitas™ v.10.1.08 Software licensed to Groundwater Stats Consulting. UG
Hollow symbols indicate censored values.

Within Limit

Prediction Limit

Intrawell Non-parametric

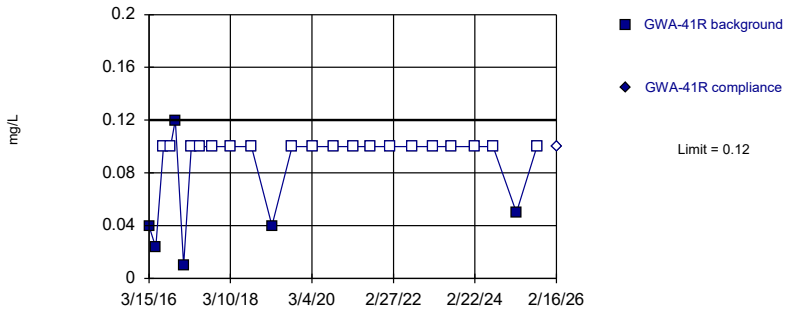

Non-parametric test used in lieu of parametric prediction limit because censored data exceeded 50%. Limit is highest of 25 background values. 76% NDs. Well-constituent pair annual alpha = 0.005656. Individual comparison alpha = 0.002832 (1 of 2).

Constituent: Fluoride Analysis Run 8/10/2026 4:35 PM View: Appendix III Intrawell
Plant Bowen Client: Southern Company Data: Bowen 1, 2, 9, & 10

Sanitas™ v.10.1.08 Software licensed to Groundwater Stats Consulting. UG
Hollow symbols indicate censored values.

Within Limit

Prediction Limit

Intrawell Non-parametric

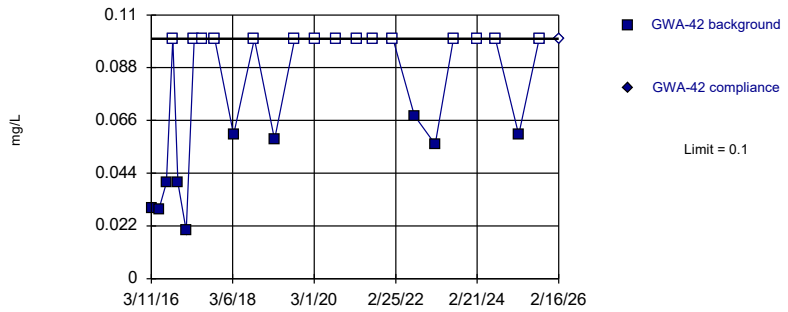

Non-parametric test used in lieu of parametric prediction limit because censored data exceeded 50%. Limit is highest of 25 background values. 60% NDs. Well-constituent pair annual alpha = 0.005656. Individual comparison alpha = 0.002832 (1 of 2).

Constituent: Fluoride Analysis Run 8/10/2026 4:35 PM View: Appendix III Intrawell
Plant Bowen Client: Southern Company Data: Bowen 1, 2, 9, & 10

Sanitas™ v.10.1.08 Software licensed to Groundwater Stats Consulting. UG
Hollow symbols indicate censored values.

Within Limit

Prediction Limit

Intrawell Non-parametric

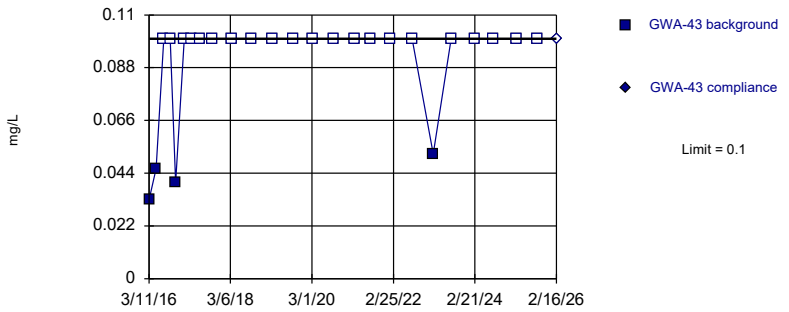

Non-parametric test used in lieu of parametric prediction limit because censored data exceeded 50%. Limit is highest of 25 background values. 84% NDs. Well-constituent pair annual alpha = 0.005656. Individual comparison alpha = 0.002832 (1 of 2).

Constituent: Fluoride Analysis Run 8/10/2026 4:35 PM View: Appendix III Intrawell
Plant Bowen Client: Southern Company Data: Bowen 1, 2, 9, & 10

Sanitas™ v.10.1.08 Software licensed to Groundwater Stats Consulting. UG
Hollow symbols indicate censored values.

Within Limit

Prediction Limit

Intrawell Non-parametric

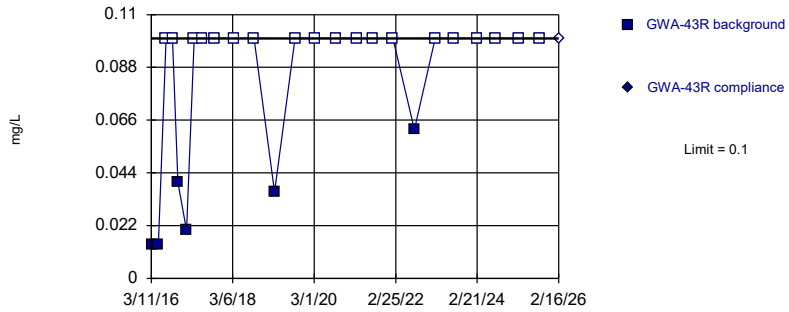

Non-parametric test used in lieu of parametric prediction limit because censored data exceeded 50%. Limit is highest of 25 background values. 76% NDs. Well-constituent pair annual alpha = 0.005656. Individual comparison alpha = 0.002832 (1 of 2).

Constituent: Fluoride Analysis Run 8/10/2026 4:35 PM View: Appendix III Intrawell
Plant Bowen Client: Southern Company Data: Bowen 1, 2, 9, & 10

Sanitas™ v.10.1.08 Software licensed to Groundwater Stats Consulting. UG
Hollow symbols indicate censored values.

Within Limit

Prediction Limit

Intrawell Non-parametric

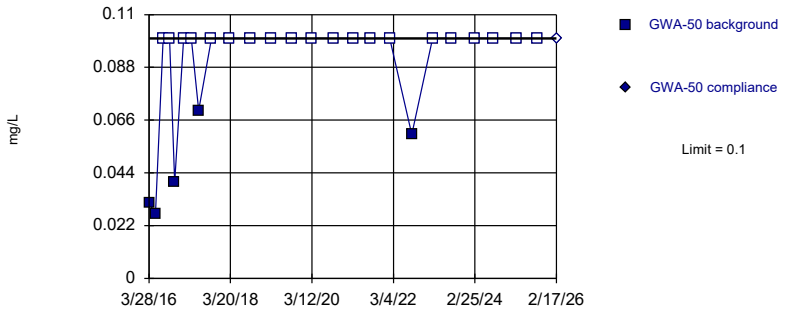

Non-parametric test used in lieu of parametric prediction limit because censored data exceeded 50%. Limit is highest of 25 background values. 80% NDs. Well-constituent pair annual alpha = 0.005656. Individual comparison alpha = 0.002832 (1 of 2).

Constituent: Fluoride Analysis Run 8/10/2026 4:35 PM View: Appendix III Intrawell
Plant Bowen Client: Southern Company Data: Bowen 1, 2, 9, & 10

Sanitas™ v.10.1.08 Software licensed to Groundwater Stats Consulting. UG
Hollow symbols indicate censored values.
Within Limit

Prediction Limit

Intrawell Non-parametric

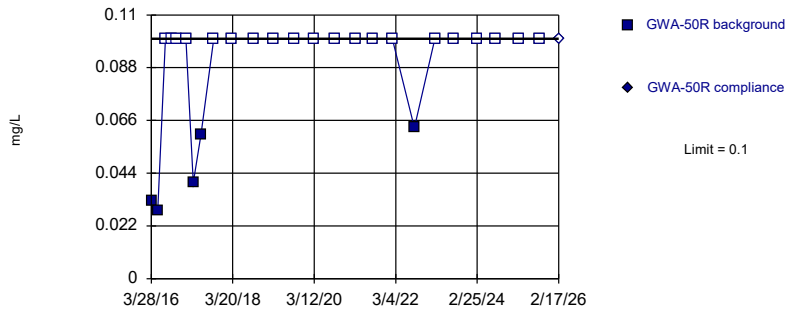

Non-parametric test used in lieu of parametric prediction limit because censored data exceeded 50%. Limit is highest of 25 background values. 80% NDs. Well-constituent pair annual alpha = 0.005656. Individual comparison alpha = 0.002832 (1 of 2).

Constituent: Fluoride Analysis Run 8/10/2026 4:35 PM View: Appendix III Intrawell
Plant Bowen Client: Southern Company Data: Bowen 1, 2, 9, & 10

Sanitas™ v.10.1.08 Software licensed to Groundwater Stats Consulting. UG
Hollow symbols indicate censored values.
Within Limit

Prediction Limit

Intrawell Non-parametric

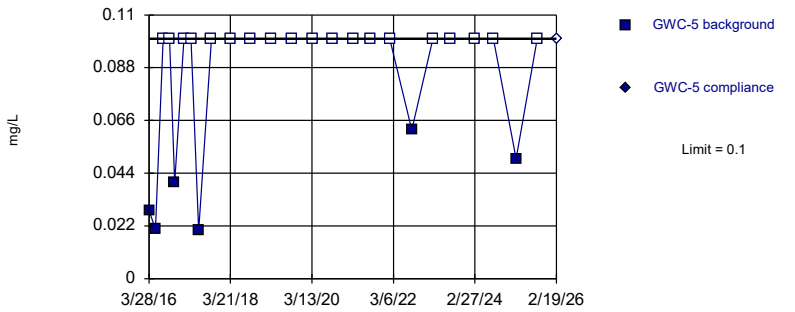

Non-parametric test used in lieu of parametric prediction limit because censored data exceeded 50%. Limit is highest of 25 background values. 76% NDs. Well-constituent pair annual alpha = 0.005656. Individual comparison alpha = 0.002832 (1 of 2).

Constituent: Fluoride Analysis Run 8/10/2026 4:35 PM View: Appendix III Intrawell
Plant Bowen Client: Southern Company Data: Bowen 1, 2, 9, & 10

Sanitas™ v.10.1.08 Software licensed to Groundwater Stats Consulting. UG
Hollow symbols indicate censored values.
Within Limit

Prediction Limit

Intrawell Non-parametric

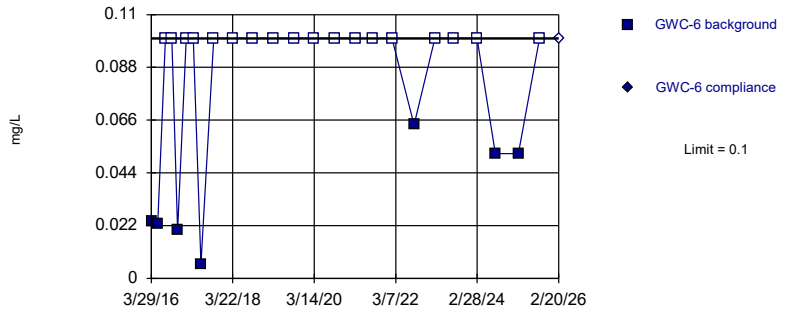

Non-parametric test used in lieu of parametric prediction limit because censored data exceeded 50%. Limit is highest of 25 background values. 72% NDs. Well-constituent pair annual alpha = 0.005656. Individual comparison alpha = 0.002832 (1 of 2).

Constituent: Fluoride Analysis Run 8/10/2026 4:35 PM View: Appendix III Intrawell
Plant Bowen Client: Southern Company Data: Bowen 1, 2, 9, & 10

Sanitas™ v.10.1.08 Software licensed to Groundwater Stats Consulting. UG
Hollow symbols indicate censored values.
Within Limit

Prediction Limit

Intrawell Non-parametric

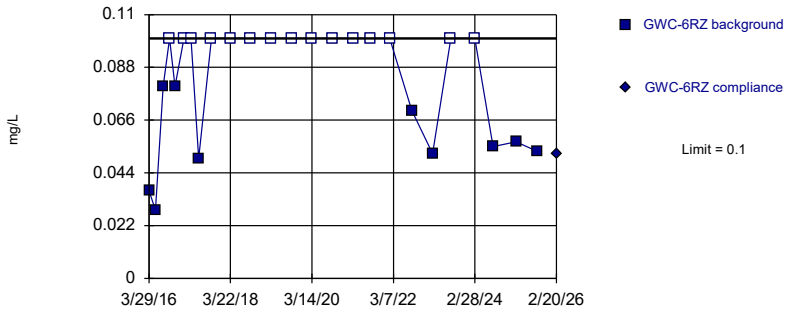

Non-parametric test used in lieu of parametric prediction limit because censored data exceeded 50%. Limit is highest of 25 background values. 60% NDs. Well-constituent pair annual alpha = 0.005656. Individual comparison alpha = 0.002832 (1 of 2).

Constituent: Fluoride Analysis Run 8/10/2026 4:35 PM View: Appendix III Intrawell
Plant Bowen Client: Southern Company Data: Bowen 1, 2, 9, & 10

Sanitas™ v.10.1.08 Software licensed to Groundwater Stats Consulting. UG
Hollow symbols indicate censored values.

Within Limit

Prediction Limit

Intrawell Non-parametric

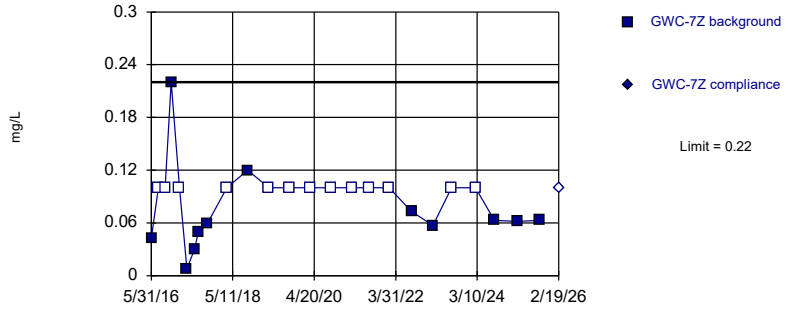

Non-parametric test used in lieu of parametric prediction limit because censored data exceeded 50%. Limit is highest of 25 background values. 52% NDs. Well-constituent pair annual alpha = 0.005656. Individual comparison alpha = 0.002832 (1 of 2).

Constituent: Fluoride Analysis Run 8/10/2026 4:36 PM View: Appendix III Intrawell
Plant Bowen Client: Southern Company Data: Bowen 1, 2, 9, & 10

Sanitas™ v.10.1.08 Software licensed to Groundwater Stats Consulting. UG
Hollow symbols indicate censored values.

Within Limit

Prediction Limit

Intrawell Non-parametric

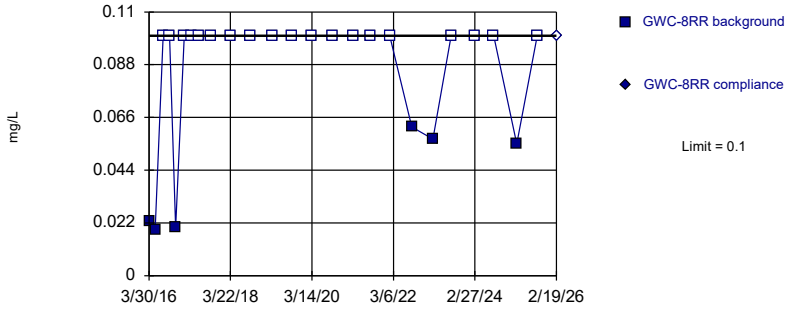

Non-parametric test used in lieu of parametric prediction limit because censored data exceeded 50%. Limit is highest of 25 background values. 76% NDs. Well-constituent pair annual alpha = 0.005656. Individual comparison alpha = 0.002832 (1 of 2).

Constituent: Fluoride Analysis Run 8/10/2026 4:36 PM View: Appendix III Intrawell
Plant Bowen Client: Southern Company Data: Bowen 1, 2, 9, & 10

Sanitas™ v.10.1.08 Software licensed to Groundwater Stats Consulting. UG
Hollow symbols indicate censored values.

Within Limit

Prediction Limit

Intrawell Non-parametric

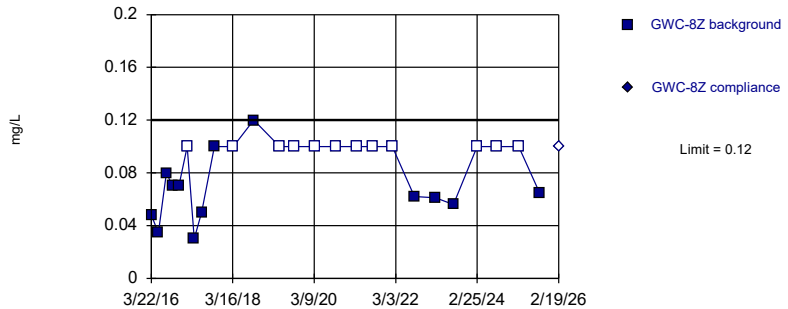

Non-parametric test used in lieu of parametric prediction limit because the Shapiro Wilk normality test showed the data to be non-normal at the 0.01 alpha level. Limit is highest of 25 background values. 48% NDs. Well-constituent pair annual alpha = 0.005656. Individual comparison alpha = 0.002832 (1 of 2).

Constituent: Fluoride Analysis Run 8/10/2026 4:36 PM View: Appendix III Intrawell
Plant Bowen Client: Southern Company Data: Bowen 1, 2, 9, & 10

Sanitas™ v.10.1.08 Software licensed to Groundwater Stats Consulting. UG
Hollow symbols indicate censored values.

Within Limit

Prediction Limit

Intrawell Non-parametric

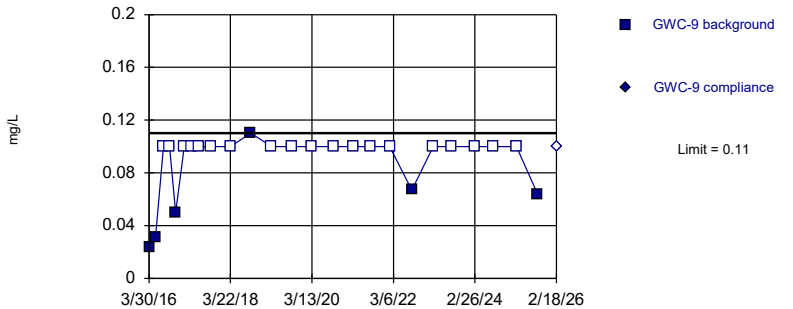

Non-parametric test used in lieu of parametric prediction limit because censored data exceeded 50%. Limit is highest of 25 background values. 76% NDs. Well-constituent pair annual alpha = 0.005656. Individual comparison alpha = 0.002832 (1 of 2).

Constituent: Fluoride Analysis Run 8/10/2026 4:36 PM View: Appendix III Intrawell
Plant Bowen Client: Southern Company Data: Bowen 1, 2, 9, & 10

Sanitas™ v.10.1.08 Software licensed to Groundwater Stats Consulting. UG
Hollow symbols indicate censored values.

Within Limit

Prediction Limit

Intrawell Non-parametric

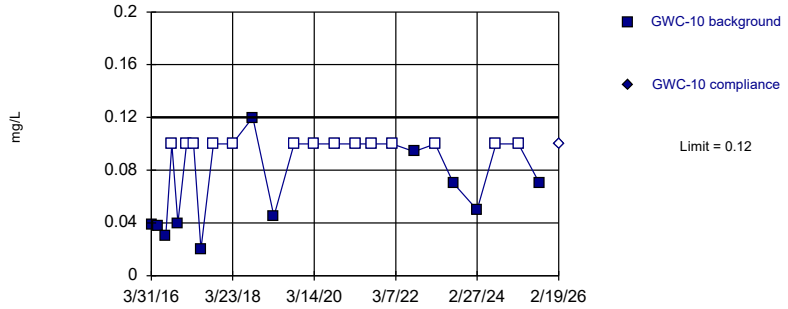

Non-parametric test used in lieu of parametric prediction limit because censored data exceeded 50%. Limit is highest of 25 background values. 56% NDs. Well-constituent pair annual alpha = 0.005656. Individual comparison alpha = 0.002832 (1 of 2).

Constituent: Fluoride Analysis Run 8/10/2026 4:36 PM View: Appendix III Intrawell
Plant Bowen Client: Southern Company Data: Bowen 1, 2, 9, & 10

Sanitas™ v.10.1.08 Software licensed to Groundwater Stats Consulting. UG
Hollow symbols indicate censored values.

Within Limit

Prediction Limit

Intrawell Non-parametric

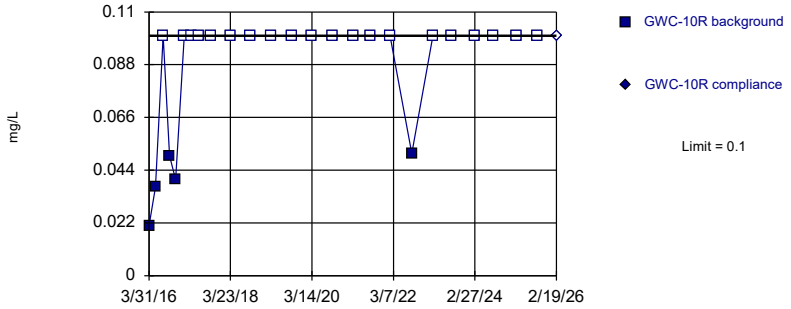

Non-parametric test used in lieu of parametric prediction limit because censored data exceeded 50%. Limit is highest of 25 background values. 80% NDs. Well-constituent pair annual alpha = 0.005656. Individual comparison alpha = 0.002832 (1 of 2).

Constituent: Fluoride Analysis Run 8/10/2026 4:36 PM View: Appendix III Intrawell
Plant Bowen Client: Southern Company Data: Bowen 1, 2, 9, & 10

Sanitas™ v.10.1.08 Software licensed to Groundwater Stats Consulting. UG
Hollow symbols indicate censored values.

Within Limit

Prediction Limit

Intrawell Non-parametric

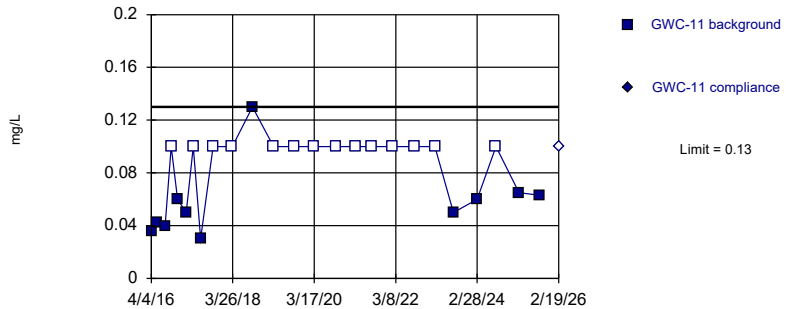

Non-parametric test used in lieu of parametric prediction limit because censored data exceeded 50%. Limit is highest of 25 background values. 56% NDs. Well-constituent pair annual alpha = 0.005656. Individual comparison alpha = 0.002832 (1 of 2).

Constituent: Fluoride Analysis Run 8/10/2026 4:36 PM View: Appendix III Intrawell
Plant Bowen Client: Southern Company Data: Bowen 1, 2, 9, & 10

Sanitas™ v.10.1.08 Software licensed to Groundwater Stats Consulting. UG
Hollow symbols indicate censored values.

Within Limit

Prediction Limit

Intrawell Non-parametric

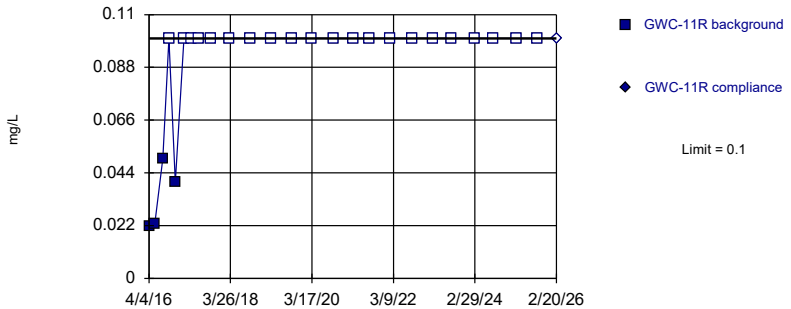

Non-parametric test used in lieu of parametric prediction limit because censored data exceeded 50%. Limit is highest of 25 background values. 84% NDs. Well-constituent pair annual alpha = 0.005656. Individual comparison alpha = 0.002832 (1 of 2).

Constituent: Fluoride Analysis Run 8/10/2026 4:36 PM View: Appendix III Intrawell
Plant Bowen Client: Southern Company Data: Bowen 1, 2, 9, & 10

Sanitas™ v.10.1.08 Software licensed to Groundwater Stats Consulting. UG
Hollow symbols indicate censored values.

Within Limit

Prediction Limit

Intrawell Non-parametric

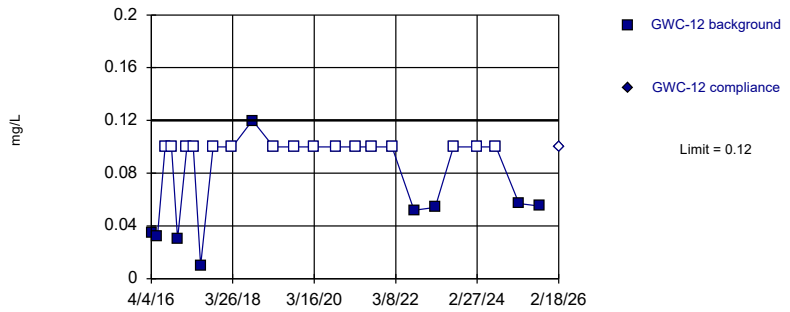

Non-parametric test used in lieu of parametric prediction limit because censored data exceeded 50%. Limit is highest of 25 background values. 64% NDs. Well-constituent pair annual alpha = 0.005656. Individual comparison alpha = 0.002832 (1 of 2).

Constituent: Fluoride Analysis Run 8/10/2026 4:36 PM View: Appendix III Intrawell
Plant Bowen Client: Southern Company Data: Bowen 1, 2, 9, & 10

Sanitas™ v.10.1.08 Software licensed to Groundwater Stats Consulting. UG
Hollow symbols indicate censored values.

Within Limit

Prediction Limit

Intrawell Non-parametric

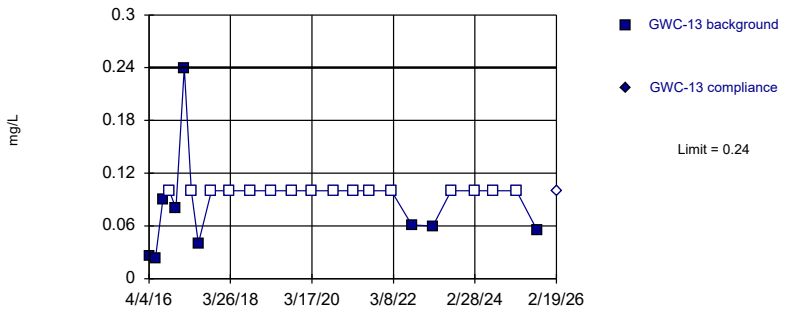

Non-parametric test used in lieu of parametric prediction limit because censored data exceeded 50%. Limit is highest of 25 background values. 64% NDs. Well-constituent pair annual alpha = 0.005656. Individual comparison alpha = 0.002832 (1 of 2).

Constituent: Fluoride Analysis Run 8/10/2026 4:36 PM View: Appendix III Intrawell
Plant Bowen Client: Southern Company Data: Bowen 1, 2, 9, & 10

Sanitas™ v.10.1.08 Software licensed to Groundwater Stats Consulting. UG

Within Limit

Prediction Limit

Intrawell Parametric

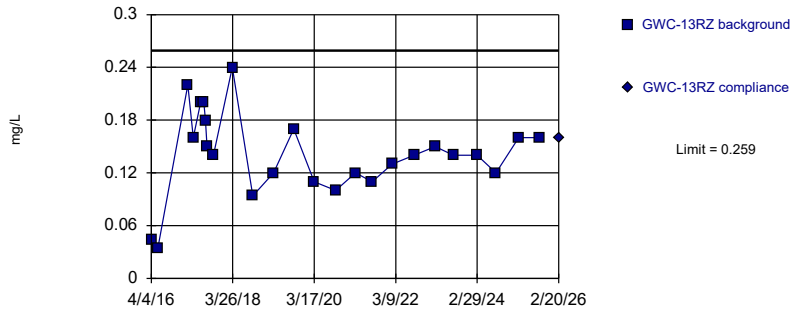

Background Data Summary: Mean=0.1413, Std. Dev.=0.04777, n=25. Normality test: Shapiro Wilk @alpha = 0.01, calculated = 0.9695, critical = 0.888. Kappa = 2.464 (c=7, w=26, 1 of 2, event alpha = 0.05132). Report alpha = 0.0002894.

Constituent: Fluoride Analysis Run 8/10/2026 4:36 PM View: Appendix III Intrawell
Plant Bowen Client: Southern Company Data: Bowen 1, 2, 9, & 10

Sanitas™ v.10.1.08 Software licensed to Groundwater Stats Consulting. UG
Hollow symbols indicate censored values.

Within Limit

Prediction Limit

Intrawell Non-parametric

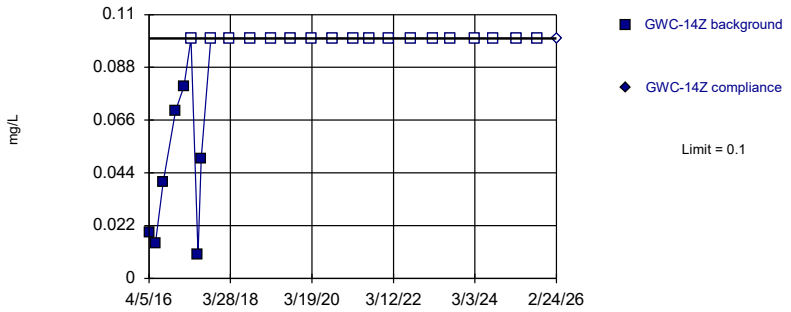

Non-parametric test used in lieu of parametric prediction limit because censored data exceeded 50%. Limit is highest of 25 background values. 72% NDs. Well-constituent pair annual alpha = 0.005656. Individual comparison alpha = 0.002832 (1 of 2).

Constituent: Fluoride Analysis Run 8/10/2026 4:36 PM View: Appendix III Intrawell
Plant Bowen Client: Southern Company Data: Bowen 1, 2, 9, & 10

Sanitas™ v.10.1.08 Software licensed to Groundwater Stats Consulting. UG
Hollow symbols indicate censored values.
Within Limit

Prediction Limit

Intrawell Non-parametric

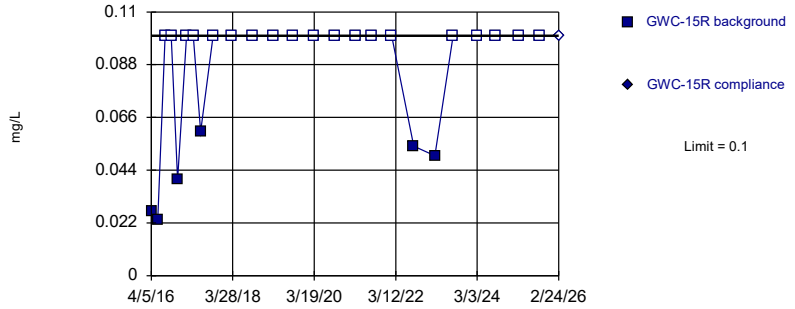

Non-parametric test used in lieu of parametric prediction limit because censored data exceeded 50%. Limit is highest of 25 background values. 76% NDs. Well-constituent pair annual alpha = 0.005656. Individual comparison alpha = 0.002832 (1 of 2).

Constituent: Fluoride Analysis Run 8/10/2026 4:36 PM View: Appendix III Intrawell
Plant Bowen Client: Southern Company Data: Bowen 1, 2, 9, & 10

Sanitas™ v.10.1.08 Software licensed to Groundwater Stats Consulting. UG
Hollow symbols indicate censored values.
Within Limit

Prediction Limit

Intrawell Non-parametric

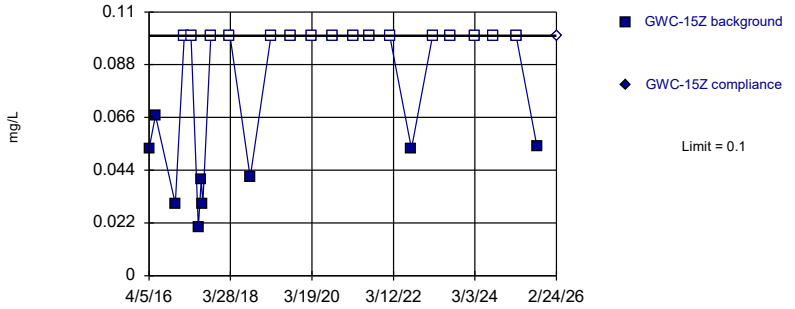

Non-parametric test used in lieu of parametric prediction limit because censored data exceeded 50%. Limit is highest of 25 background values. 64% NDs. Well-constituent pair annual alpha = 0.005656. Individual comparison alpha = 0.002832 (1 of 2).

Constituent: Fluoride Analysis Run 8/10/2026 4:36 PM View: Appendix III Intrawell
Plant Bowen Client: Southern Company Data: Bowen 1, 2, 9, & 10

Sanitas™ v.10.1.08 Software licensed to Groundwater Stats Consulting. UG
Hollow symbols indicate censored values.
Within Limit

Prediction Limit

Intrawell Parametric

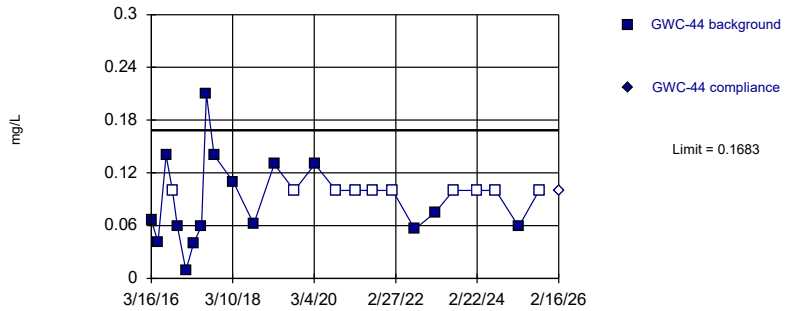

Background Data Summary (after Kaplan-Meier Adjustment): Mean=0.06613, Std. Dev.=0.04167, n=26, 38.46% NDs. Normality test: Shapiro Wilk @alpha = 0.01, calculated = 0.9293, critical = 0.891. Kappa = 2.451 (c=7, w=26, 1 of 2, event alpha = 0.05132). Report alpha = 0.0002894.

Constituent: Fluoride Analysis Run 8/10/2026 4:36 PM View: Appendix III Intrawell
Plant Bowen Client: Southern Company Data: Bowen 1, 2, 9, & 10

Sanitas™ v.10.1.08 Software licensed to Groundwater Stats Consulting. UG
Hollow symbols indicate censored values.
Within Limit

Prediction Limit

Intrawell Non-parametric

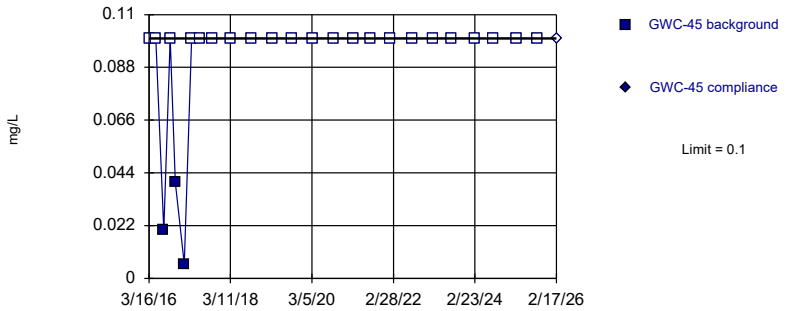

Non-parametric test used in lieu of parametric prediction limit because censored data exceeded 50%. Limit is highest of 25 background values. 88% NDs. Well-constituent pair annual alpha = 0.005656. Individual comparison alpha = 0.002832 (1 of 2).

Constituent: Fluoride Analysis Run 8/10/2026 4:36 PM View: Appendix III Intrawell
Plant Bowen Client: Southern Company Data: Bowen 1, 2, 9, & 10

Sanitas™ v.10.1.08 Software licensed to Groundwater Stats Consulting. UG
Hollow symbols indicate censored values.
Within Limit

Prediction Limit

Intrawell Non-parametric

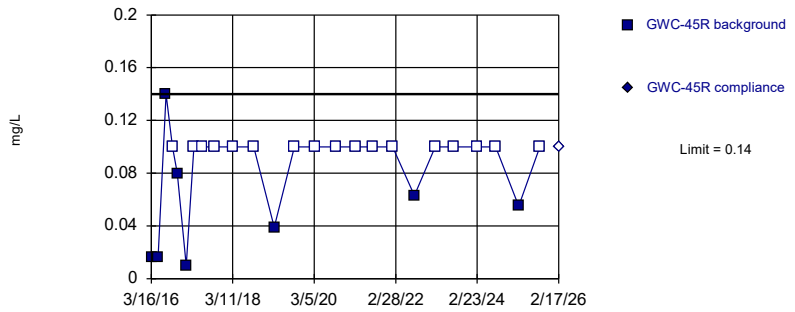

Non-parametric test used in lieu of parametric prediction limit because censored data exceeded 50%. Limit is highest of 25 background values. 68% NDs. Well-constituent pair annual alpha = 0.005656. Individual comparison alpha = 0.002832 (1 of 2).

Constituent: Fluoride Analysis Run 8/10/2026 4:36 PM View: Appendix III Intrawell
Plant Bowen Client: Southern Company Data: Bowen 1, 2, 9, & 10

Sanitas™ v.10.1.08 Software licensed to Groundwater Stats Consulting. UG
Hollow symbols indicate censored values.
Within Limit

Prediction Limit

Intrawell Non-parametric

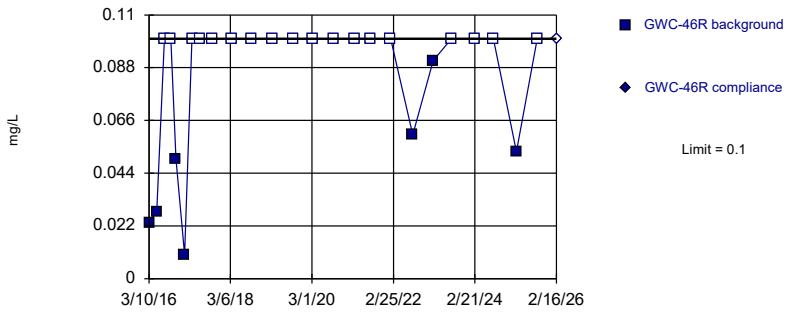

Non-parametric test used in lieu of parametric prediction limit because censored data exceeded 50%. Limit is highest of 25 background values. 72% NDs. Well-constituent pair annual alpha = 0.005656. Individual comparison alpha = 0.002832 (1 of 2).

Constituent: Fluoride Analysis Run 8/10/2026 4:36 PM View: Appendix III Intrawell
Plant Bowen Client: Southern Company Data: Bowen 1, 2, 9, & 10

Sanitas™ v.10.1.08 Software licensed to Groundwater Stats Consulting. UG
Hollow symbols indicate censored values.
Within Limit

Prediction Limit

Intrawell Non-parametric

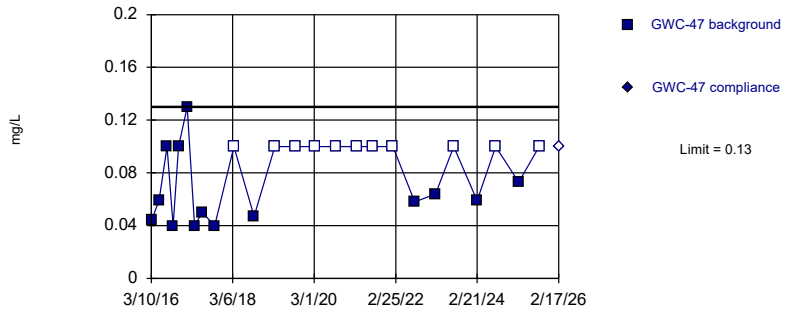

Non-parametric test used in lieu of parametric prediction limit because the Shapiro Wilk normality test showed the data to be non-normal at the 0.01 alpha level. Limit is highest of 25 background values. 44% NDs. Well-constituent pair annual alpha = 0.005656. Individual comparison alpha = 0.002832 (1 of 2).

Constituent: Fluoride Analysis Run 8/10/2026 4:36 PM View: Appendix III Intrawell
Plant Bowen Client: Southern Company Data: Bowen 1, 2, 9, & 10

Sanitas™ v.10.1.08 Software licensed to Groundwater Stats Consulting. UG
Hollow symbols indicate censored values.
Within Limit

Prediction Limit

Intrawell Non-parametric

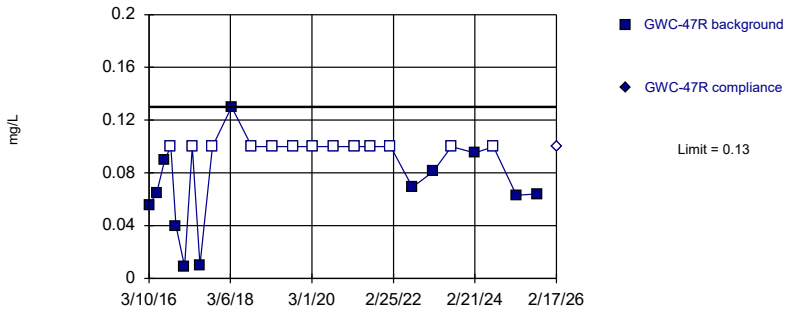

Non-parametric test used in lieu of parametric prediction limit because censored data exceeded 50%. Limit is highest of 25 background values. 52% NDs. Well-constituent pair annual alpha = 0.005656. Individual comparison alpha = 0.002832 (1 of 2).

Constituent: Fluoride Analysis Run 8/10/2026 4:36 PM View: Appendix III Intrawell
Plant Bowen Client: Southern Company Data: Bowen 1, 2, 9, & 10

Sanitas™ v.10.1.08 Software licensed to Groundwater Stats Consulting. UG
Hollow symbols indicate censored values.

Within Limit

Prediction Limit

Intrawell Non-parametric

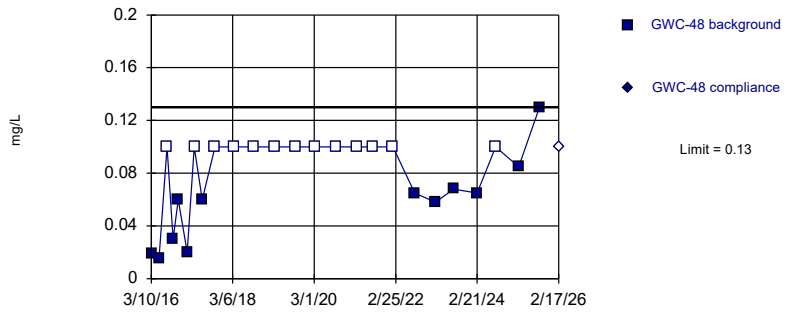

Non-parametric test used in lieu of parametric prediction limit because censored data exceeded 50%. Limit is highest of 25 background values. 52% NDs. Well-constituent pair annual alpha = 0.005656. Individual comparison alpha = 0.002832 (1 of 2).

Constituent: Fluoride Analysis Run 8/10/2026 4:36 PM View: Appendix III Intrawell
Plant Bowen Client: Southern Company Data: Bowen 1, 2, 9, & 10

Sanitas™ v.10.1.08 Software licensed to Groundwater Stats Consulting. UG
Hollow symbols indicate censored values.

Within Limit

Prediction Limit

Intrawell Non-parametric

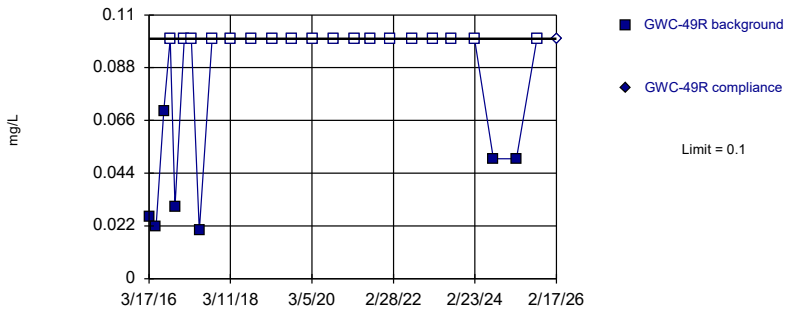

Non-parametric test used in lieu of parametric prediction limit because censored data exceeded 50%. Limit is highest of 25 background values. 72% NDs. Well-constituent pair annual alpha = 0.005656. Individual comparison alpha = 0.002832 (1 of 2).

Constituent: Fluoride Analysis Run 8/10/2026 4:36 PM View: Appendix III Intrawell
Plant Bowen Client: Southern Company Data: Bowen 1, 2, 9, & 10

Sanitas™ v.10.1.08 Software licensed to Groundwater Stats Consulting. UG
Hollow symbols indicate censored values.

Within Limit

Prediction Limit

Intrawell Non-parametric

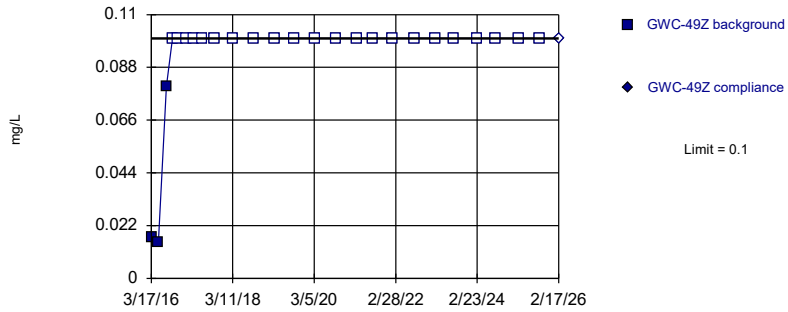

Non-parametric test used in lieu of parametric prediction limit because censored data exceeded 50%. Limit is highest of 25 background values. 88% NDs. Well-constituent pair annual alpha = 0.005656. Individual comparison alpha = 0.002832 (1 of 2).

Constituent: Fluoride Analysis Run 8/10/2026 4:36 PM View: Appendix III Intrawell
Plant Bowen Client: Southern Company Data: Bowen 1, 2, 9, & 10

Sanitas™ v.10.1.08 Software licensed to Groundwater Stats Consulting. UG

Within Limit

Prediction Limit

Intrawell Parametric

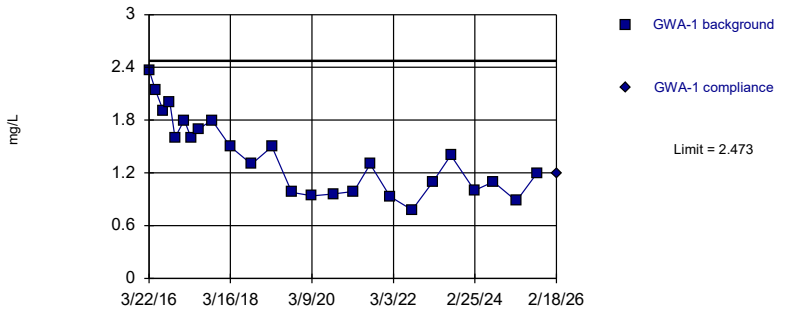

Background Data Summary: Mean=1.391, Std. Dev.=0.4392, n=25. Normality test: Shapiro Wilk @alpha = 0.01, calculated = 0.9388, critical = 0.888. Kappa = 2.464 (c=7, w=26, 1 of 2, event alpha = 0.05132). Report alpha = 0.0002894.

Constituent: Sulfate Analysis Run 8/10/2026 4:36 PM View: Appendix III Intrawell
Plant Bowen Client: Southern Company Data: Bowen 1, 2, 9, & 10

Sanitas™ v.10.1.08 Software licensed to Groundwater Stats Consulting. UG

Within Limit

Prediction Limit

Intrawell Parametric

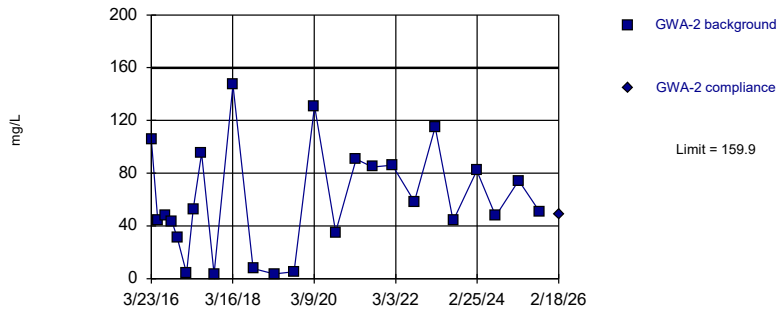

Background Data Summary: Mean=59.64, Std. Dev.=40.7, n=25. Normality test: Shapiro Wilk @alpha = 0.01, calculated = 0.9482, critical = 0.888. Kappa = 2.464 (c=7, w=26, 1 of 2, event alpha = 0.05132). Report alpha = 0.0002894.

Constituent: Sulfate Analysis Run 8/10/2026 4:36 PM View: Appendix III Intrawell

Plant Bowen Client: Southern Company Data: Bowen 1, 2, 9, & 10

Sanitas™ v.10.1.08 Software licensed to Groundwater Stats Consulting. UG

Within Limit

Prediction Limit

Intrawell Parametric

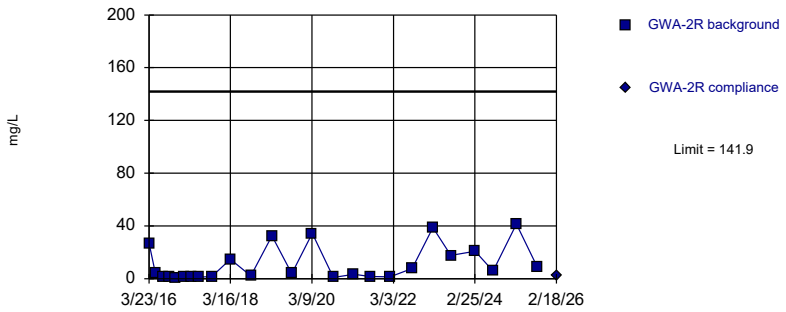

Background Data Summary (based on natural log transformation): Mean=1.556, Std. Dev.=1.379, n=25. Normality test: Shapiro Wilk @alpha = 0.01, calculated = 0.8953, critical = 0.888. Kappa = 2.464 (c=7, w=26, 1 of 2, event alpha = 0.05132). Report alpha = 0.0002894.

Constituent: Sulfate Analysis Run 8/10/2026 4:36 PM View: Appendix III Intrawell

Plant Bowen Client: Southern Company Data: Bowen 1, 2, 9, & 10

Sanitas™ v.10.1.08 Software licensed to Groundwater Stats Consulting. UG

Within Limit

Prediction Limit

Intrawell Parametric

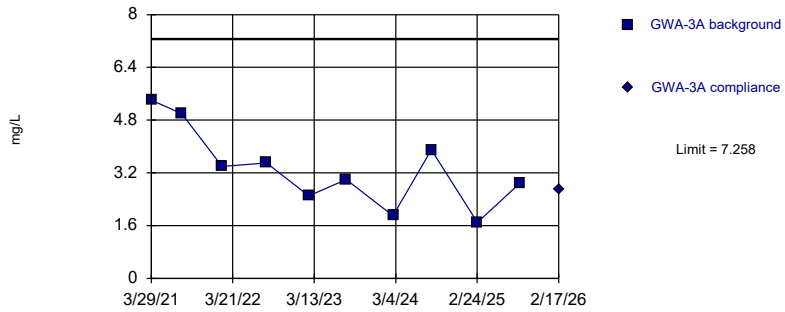

Background Data Summary: Mean=3.32, Std. Dev.=1.207, n=10. Normality test: Shapiro Wilk @alpha = 0.05, calculated = 0.9516, critical = 0.842. Kappa = 3.262 (c=7, w=26, 1 of 2, event alpha = 0.05132). Report alpha = 0.0002894.

Constituent: Sulfate Analysis Run 8/10/2026 4:36 PM View: Appendix III Intrawell

Plant Bowen Client: Southern Company Data: Bowen 1, 2, 9, & 10

Sanitas™ v.10.1.08 Software licensed to Groundwater Stats Consulting. UG

Within Limit

Prediction Limit

Intrawell Parametric

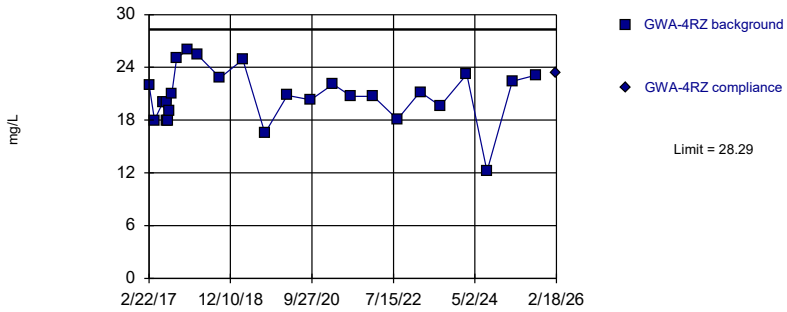

Background Data Summary: Mean=20.81, Std. Dev.=3.053, n=26. Normality test: Shapiro Wilk @alpha = 0.01, calculated = 0.9601, critical = 0.891. Kappa = 2.451 (c=7, w=26, 1 of 2, event alpha = 0.05132). Report alpha = 0.0002894.

Constituent: Sulfate Analysis Run 8/10/2026 4:36 PM View: Appendix III Intrawell

Plant Bowen Client: Southern Company Data: Bowen 1, 2, 9, & 10

Sanitas™ v.10.1.08 Software licensed to Groundwater Stats Consulting. UG

Within Limit

Prediction Limit

Intrawell Parametric

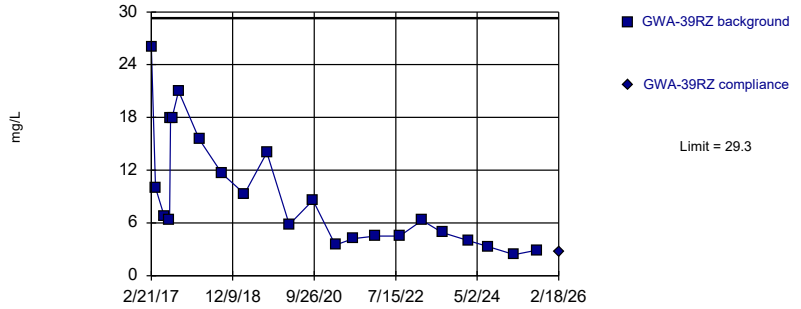

Background Data Summary (based on square root transformation): Mean=2.864, Std. Dev.=1.016, n=23. Normality test: Shapiro Wilk @alpha = 0.01, calculated = 0.9214, critical = 0.881. Kappa = 2.508 (c=7, w=26, 1 of 2, event alpha = 0.05132). Report alpha = 0.0002894.

Constituent: Sulfate Analysis Run 8/10/2026 4:36 PM View: Appendix III Intrawell

Plant Bowen Client: Southern Company Data: Bowen 1, 2, 9, & 10

Sanitas™ v.10.1.08 Software licensed to Groundwater Stats Consulting. UG

Within Limit

Prediction Limit

Intrawell Parametric

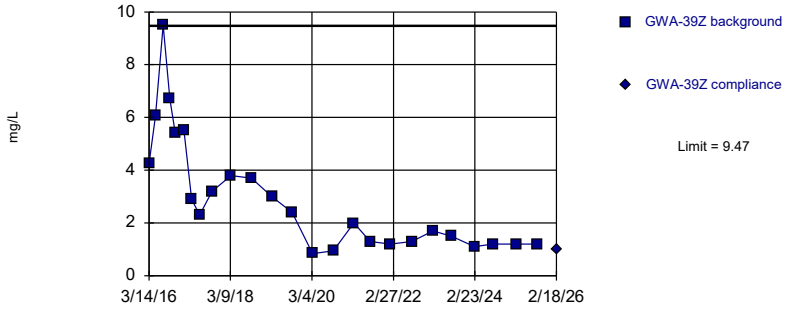

Background Data Summary (based on square root transformation): Mean=1.623, Std. Dev.=0.5902, n=25. Normality test: Shapiro Wilk @alpha = 0.01, calculated = 0.907, critical = 0.888. Kappa = 2.464 (c=7, w=26, 1 of 2, event alpha = 0.05132). Report alpha = 0.0002894.

Constituent: Sulfate Analysis Run 8/10/2026 4:36 PM View: Appendix III Intrawell

Plant Bowen Client: Southern Company Data: Bowen 1, 2, 9, & 10

Sanitas™ v.10.1.08 Software licensed to Groundwater Stats Consulting. UG

Within Limit

Prediction Limit

Intrawell Non-parametric

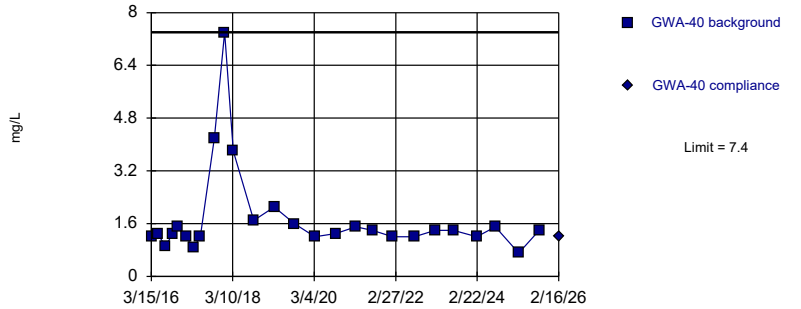

Non-parametric test used in lieu of parametric prediction limit because the Shapiro Wilk normality test showed the data to be non-normal at the 0.01 alpha level. Limit is highest of 26 background values. Well-constituent pair annual alpha = 0.005327. Individual comparison alpha = 0.002667 (1 of 2).

Constituent: Sulfate Analysis Run 8/10/2026 4:36 PM View: Appendix III Intrawell

Plant Bowen Client: Southern Company Data: Bowen 1, 2, 9, & 10

Sanitas™ v.10.1.08 Software licensed to Groundwater Stats Consulting. UG

Within Limit

Prediction Limit

Intrawell Parametric

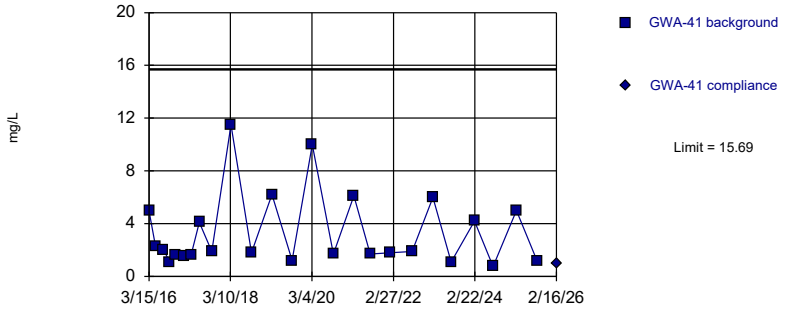

Background Data Summary (based on natural log transformation): Mean=0.9152, Std. Dev.=0.7458, n=25. Normality test: Shapiro Wilk @alpha = 0.01, calculated = 0.9184, critical = 0.888. Kappa = 2.464 (c=7, w=26, 1 of 2, event alpha = 0.05132). Report alpha = 0.0002894.

Constituent: Sulfate Analysis Run 8/10/2026 4:36 PM View: Appendix III Intrawell

Plant Bowen Client: Southern Company Data: Bowen 1, 2, 9, & 10

Sanitas™ v.10.1.08 Software licensed to Groundwater Stats Consulting. UG

Within Limit

Prediction Limit

Intrawell Parametric

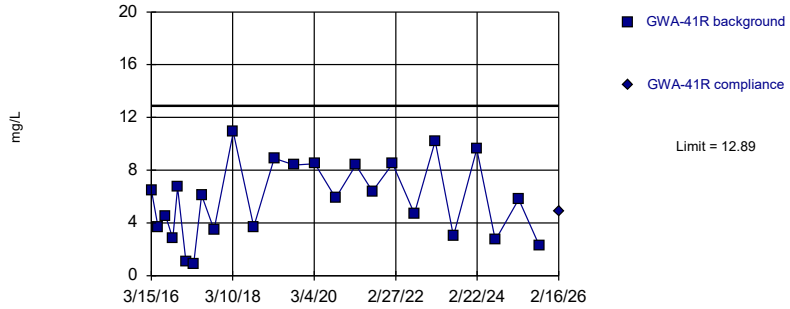

Background Data Summary: Mean=5.745, Std. Dev.=2.898, n=25. Normality test: Shapiro Wilk @alpha = 0.01, calculated = 0.959, critical = 0.888. Kappa = 2.464 (c=7, w=26, 1 of 2, event alpha = 0.05132). Report alpha = 0.0002894.

Constituent: Sulfate Analysis Run 8/10/2026 4:36 PM View: Appendix III Intrawell
Plant Bowen Client: Southern Company Data: Bowen 1, 2, 9, & 10

Sanitas™ v.10.1.08 Software licensed to Groundwater Stats Consulting. UG

Within Limit

Prediction Limit

Intrawell Parametric

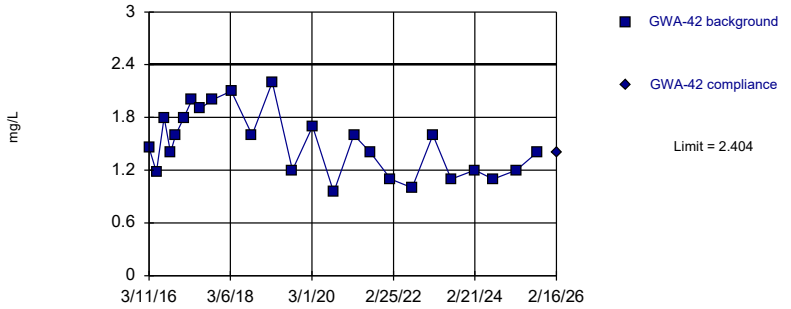

Background Data Summary: Mean=1.503, Std. Dev.=0.3655, n=25. Normality test: Shapiro Wilk @alpha = 0.01, calculated = 0.9481, critical = 0.888. Kappa = 2.464 (c=7, w=26, 1 of 2, event alpha = 0.05132). Report alpha = 0.0002894.

Constituent: Sulfate Analysis Run 8/10/2026 4:36 PM View: Appendix III Intrawell
Plant Bowen Client: Southern Company Data: Bowen 1, 2, 9, & 10

Sanitas™ v.10.1.08 Software licensed to Groundwater Stats Consulting. UG
Hollow symbols indicate censored values.

Within Limit

Prediction Limit

Intrawell Non-parametric

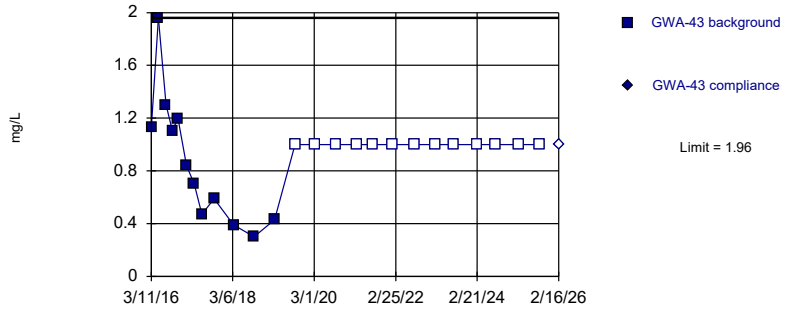

Non-parametric test used in lieu of parametric prediction limit because censored data exceeded 50%. Limit is highest of 25 background values. 52% NDs. Well-constituent pair annual alpha = 0.005656. Individual comparison alpha = 0.002832 (1 of 2).

Constituent: Sulfate Analysis Run 8/10/2026 4:36 PM View: Appendix III Intrawell
Plant Bowen Client: Southern Company Data: Bowen 1, 2, 9, & 10

Sanitas™ v.10.1.08 Software licensed to Groundwater Stats Consulting. UG

Within Limit

Prediction Limit

Intrawell Parametric

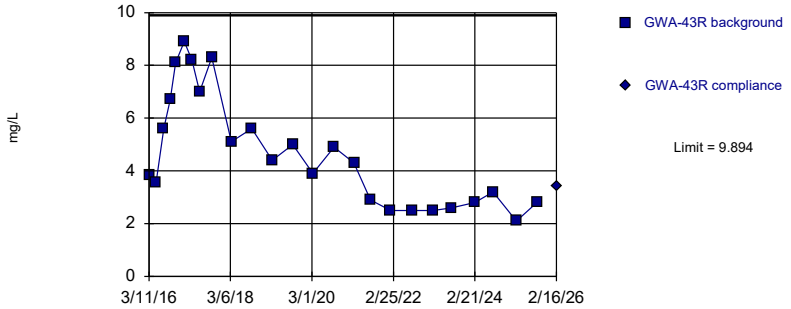

Background Data Summary: Mean=4.692, Std. Dev.=2.111, n=25. Normality test: Shapiro Wilk @alpha = 0.01, calculated = 0.8978, critical = 0.888. Kappa = 2.464 (c=7, w=26, 1 of 2, event alpha = 0.05132). Report alpha = 0.0002894.

Constituent: Sulfate Analysis Run 8/10/2026 4:36 PM View: Appendix III Intrawell
Plant Bowen Client: Southern Company Data: Bowen 1, 2, 9, & 10

Sanitas™ v.10.1.08 Software licensed to Groundwater Stats Consulting. UG
Hollow symbols indicate censored values.

Within Limit

Prediction Limit

Intrawell Non-parametric

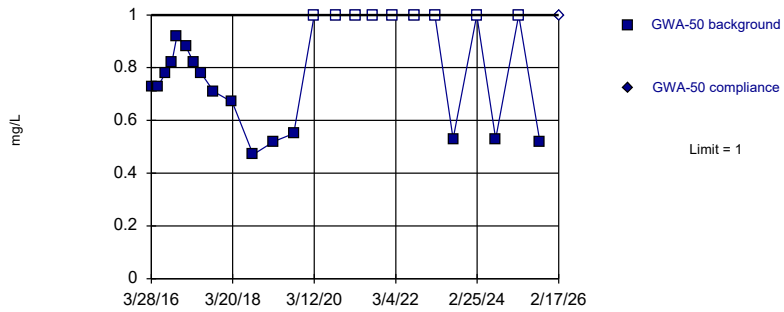

Non-parametric test used in lieu of parametric prediction limit because the Shapiro Wilk normality test showed the data to be non-normal at the 0.01 alpha level. Limit is highest of 25 background values. 36% NDs. Well-constituent pair annual alpha = 0.005656. Individual comparison alpha = 0.002832 (1 of 2).

Constituent: Sulfate Analysis Run 8/10/2026 4:36 PM View: Appendix III Intrawell

Plant Bowen Client: Southern Company Data: Bowen 1, 2, 9, & 10

Sanitas™ v.10.1.08 Software licensed to Groundwater Stats Consulting. UG
Hollow symbols indicate censored values.

Within Limit

Prediction Limit

Intrawell Parametric

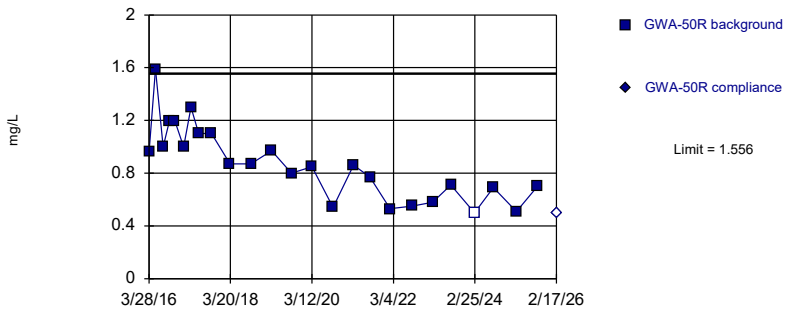

Background Data Summary: Mean=0.87, Std. Dev.=0.2783, n=25, 4% NDs. Normality test: Shapiro Wilk @alpha = 0.01, calculated = 0.9478, critical = 0.888. Kappa = 2.464 (c=7, w=26, 1 of 2, event alpha = 0.05132). Report alpha = 0.0002894.

Constituent: Sulfate Analysis Run 8/10/2026 4:36 PM View: Appendix III Intrawell

Plant Bowen Client: Southern Company Data: Bowen 1, 2, 9, & 10

Sanitas™ v.10.1.08 Software licensed to Groundwater Stats Consulting. UG

Within Limit

Prediction Limit

Intrawell Parametric

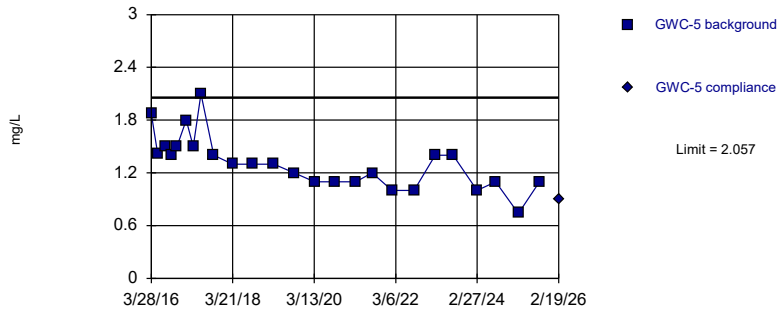

Background Data Summary: Mean=1.313, Std. Dev.=0.3018, n=25. Normality test: Shapiro Wilk @alpha = 0.01, calculated = 0.9399, critical = 0.888. Kappa = 2.464 (c=7, w=26, 1 of 2, event alpha = 0.05132). Report alpha = 0.0002894.

Constituent: Sulfate Analysis Run 8/10/2026 4:36 PM View: Appendix III Intrawell

Plant Bowen Client: Southern Company Data: Bowen 1, 2, 9, & 10

Sanitas™ v.10.1.08 Software licensed to Groundwater Stats Consulting. UG

Within Limit

Prediction Limit

Intrawell Parametric

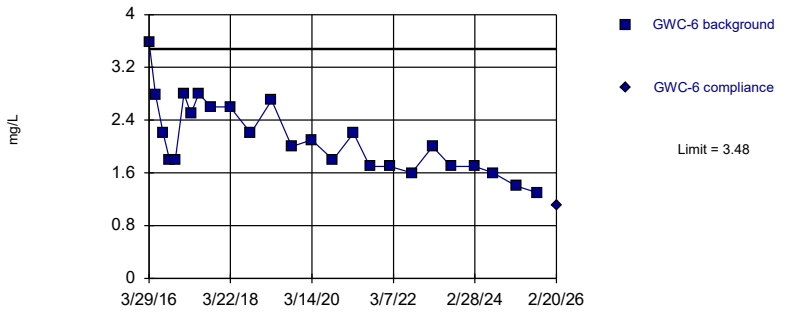

Background Data Summary: Mean=2.127, Std. Dev.=0.5492, n=25. Normality test: Shapiro Wilk @alpha = 0.01, calculated = 0.9341, critical = 0.888. Kappa = 2.464 (c=7, w=26, 1 of 2, event alpha = 0.05132). Report alpha = 0.0002894.

Constituent: Sulfate Analysis Run 8/10/2026 4:36 PM View: Appendix III Intrawell

Plant Bowen Client: Southern Company Data: Bowen 1, 2, 9, & 10

Sanitas™ v.10.1.08 Software licensed to Groundwater Stats Consulting. UG

Within Limit

Prediction Limit

Intrawell Parametric

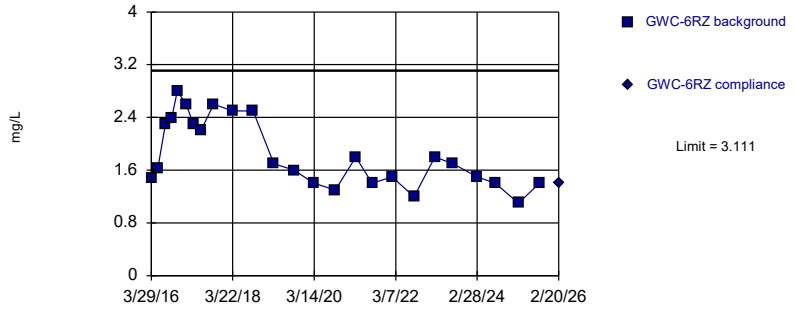

Background Data Summary: Mean=1.844, Std. Dev.=0.514, n=25. Normality test: Shapiro Wilk @alpha = 0.01, calculated = 0.9033, critical = 0.888. Kappa = 2.464 (c=7, w=26, 1 of 2, event alpha = 0.05132). Report alpha = 0.0002894.

Constituent: Sulfate Analysis Run 8/10/2026 4:36 PM View: Appendix III Intrawell
Plant Bowen Client: Southern Company Data: Bowen 1, 2, 9, & 10

Sanitas™ v.10.1.08 Software licensed to Groundwater Stats Consulting. UG

Within Limit

Prediction Limit

Intrawell Parametric

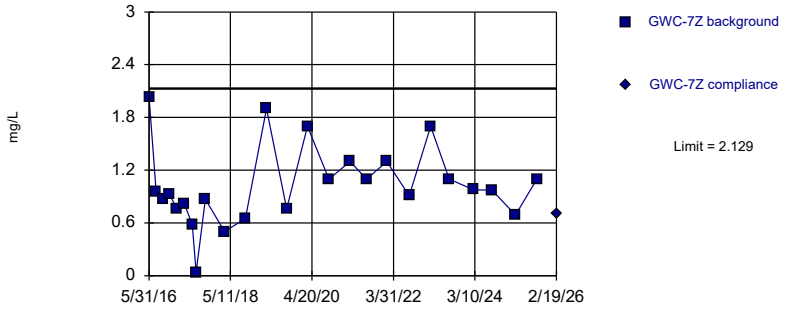

Background Data Summary: Mean=1.024, Std. Dev.=0.4483, n=25. Normality test: Shapiro Wilk @alpha = 0.01, calculated = 0.9409, critical = 0.888. Kappa = 2.464 (c=7, w=26, 1 of 2, event alpha = 0.05132). Report alpha = 0.0002894.

Constituent: Sulfate Analysis Run 8/10/2026 4:36 PM View: Appendix III Intrawell
Plant Bowen Client: Southern Company Data: Bowen 1, 2, 9, & 10

Sanitas™ v.10.1.08 Software licensed to Groundwater Stats Consulting. UG

Within Limit

Prediction Limit

Intrawell Parametric

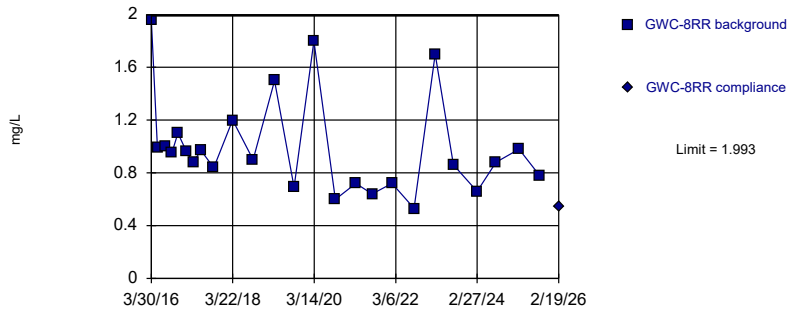

Background Data Summary (based on square root transformation): Mean=0.9812, Std. Dev.=0.1747, n=25. Normality test: Shapiro Wilk @alpha = 0.01, calculated = 0.8975, critical = 0.888. Kappa = 2.464 (c=7, w=26, 1 of 2, event alpha = 0.05132). Report alpha = 0.0002894.

Constituent: Sulfate Analysis Run 8/10/2026 4:36 PM View: Appendix III Intrawell
Plant Bowen Client: Southern Company Data: Bowen 1, 2, 9, & 10

Sanitas™ v.10.1.08 Software licensed to Groundwater Stats Consulting. UG

Within Limit

Prediction Limit

Intrawell Parametric

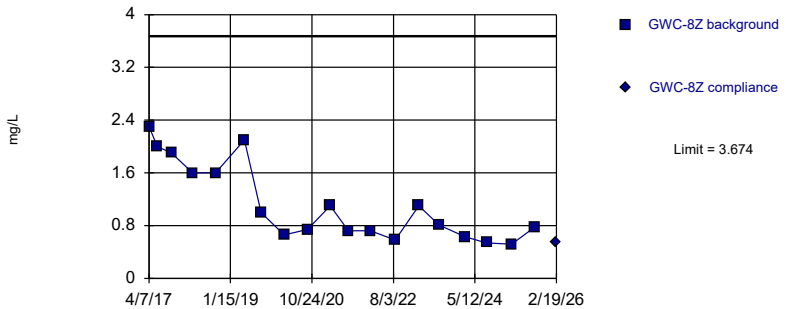

Background Data Summary (based on natural log transformation): Mean=-0.003643, Std. Dev.=0.5, n=19. Normality test: Shapiro Wilk @alpha = 0.05, calculated = 0.9035, critical = 0.901. Kappa = 2.61 (c=7, w=26, 1 of 2, event alpha = 0.05132). Report alpha = 0.0002894.

Constituent: Sulfate Analysis Run 8/10/2026 4:36 PM View: Appendix III Intrawell
Plant Bowen Client: Southern Company Data: Bowen 1, 2, 9, & 10

Sanitas™ v.10.1.08 Software licensed to Groundwater Stats Consulting. UG

Within Limit

Prediction Limit

Intrawell Parametric

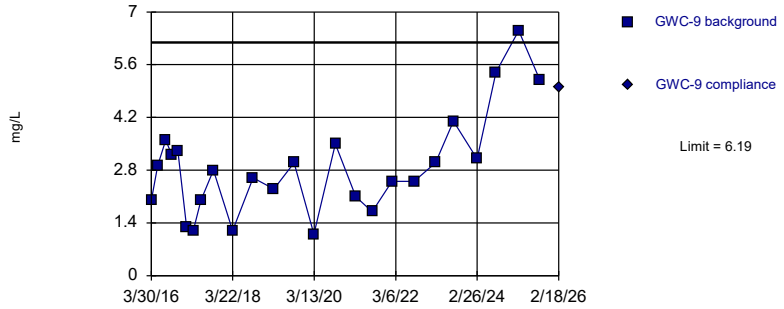

Background Data Summary: Mean=2.885, Std. Dev.=1.341, n=25. Normality test: Shapiro Wilk @alpha = 0.01, calculated = 0.9175, critical = 0.888. Kappa = 2.464 (c=7, w=26, 1 of 2, event alpha = 0.05132). Report alpha = 0.0002894.

Constituent: Sulfate Analysis Run 8/10/2026 4:36 PM View: Appendix III Intrawell

Plant Bowen Client: Southern Company Data: Bowen 1, 2, 9, & 10

Sanitas™ v.10.1.08 Software licensed to Groundwater Stats Consulting. UG

Within Limit

Prediction Limit

Intrawell Parametric

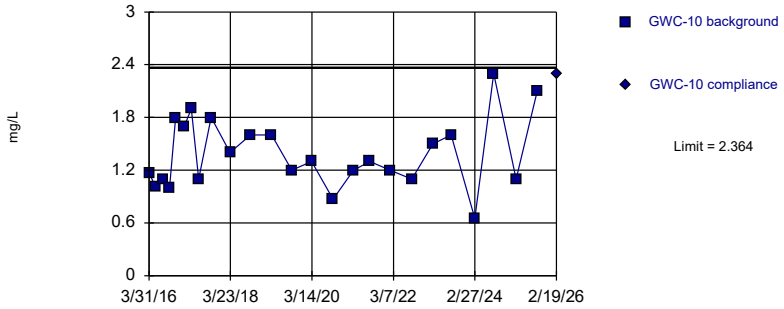

Background Data Summary: Mean=1.384, Std. Dev.=0.3975, n=25. Normality test: Shapiro Wilk @alpha = 0.01, calculated = 0.9624, critical = 0.888. Kappa = 2.464 (c=7, w=26, 1 of 2, event alpha = 0.05132). Report alpha = 0.0002894.

Constituent: Sulfate Analysis Run 8/10/2026 4:36 PM View: Appendix III Intrawell

Plant Bowen Client: Southern Company Data: Bowen 1, 2, 9, & 10

Sanitas™ v.10.1.08 Software licensed to Groundwater Stats Consulting. UG

Within Limit

Prediction Limit

Intrawell Parametric

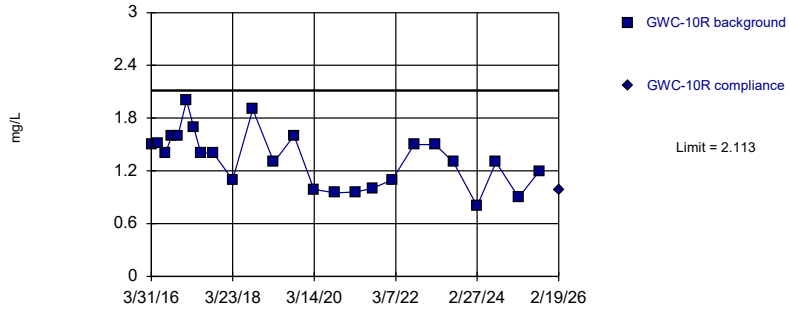

Background Data Summary: Mean=1.34, Std. Dev.=0.3134, n=25. Normality test: Shapiro Wilk @alpha = 0.01, calculated = 0.9671, critical = 0.888. Kappa = 2.464 (c=7, w=26, 1 of 2, event alpha = 0.05132). Report alpha = 0.0002894.

Constituent: Sulfate Analysis Run 8/10/2026 4:37 PM View: Appendix III Intrawell

Plant Bowen Client: Southern Company Data: Bowen 1, 2, 9, & 10

Sanitas™ v.10.1.08 Software licensed to Groundwater Stats Consulting. UG

Within Limit

Prediction Limit

Intrawell Parametric

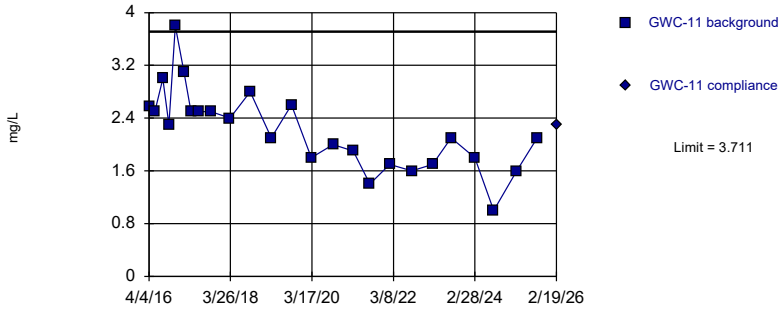

Background Data Summary: Mean=2.215, Std. Dev.=0.6073, n=25. Normality test: Shapiro Wilk @alpha = 0.01, calculated = 0.9754, critical = 0.888. Kappa = 2.464 (c=7, w=26, 1 of 2, event alpha = 0.05132). Report alpha = 0.0002894.

Constituent: Sulfate Analysis Run 8/10/2026 4:37 PM View: Appendix III Intrawell

Plant Bowen Client: Southern Company Data: Bowen 1, 2, 9, & 10

Sanitas™ v.10.1.08 Software licensed to Groundwater Stats Consulting. UG

Within Limit

Prediction Limit

Intrawell Parametric

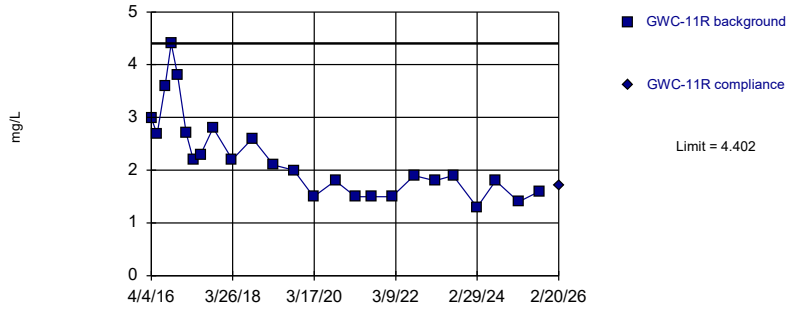

Background Data Summary (based on square root transformation): Mean=1.474, Std. Dev.=0.2532, n=25. Normality test: Shapiro Wilk @alpha = 0.01, calculated = 0.9227, critical = 0.888. Kappa = 2.464 (c=7, w=26, 1 of 2, event alpha = 0.05132). Report alpha = 0.0002894.

Constituent: Sulfate Analysis Run 8/10/2026 4:37 PM View: Appendix III Intrawell
Plant Bowen Client: Southern Company Data: Bowen 1, 2, 9, & 10

Sanitas™ v.10.1.08 Software licensed to Groundwater Stats Consulting. UG
Hollow symbols indicate censored values.

Within Limit

Prediction Limit

Intrawell Non-parametric

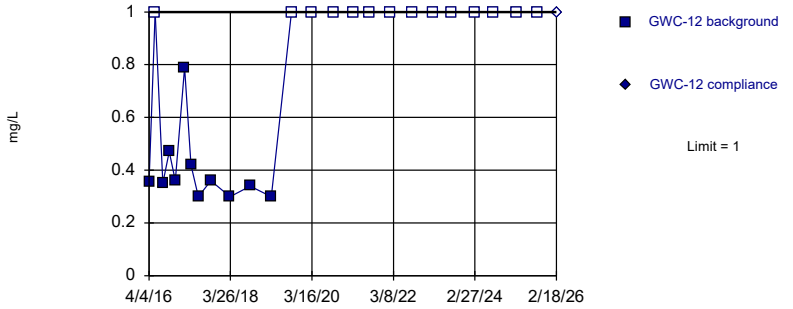

Non-parametric test used in lieu of parametric prediction limit because censored data exceeded 50%. Limit is highest of 25 background values. 56% NDs. Well-constituent pair annual alpha = 0.005656. Individual comparison alpha = 0.002832 (1 of 2).

Constituent: Sulfate Analysis Run 8/10/2026 4:37 PM View: Appendix III Intrawell
Plant Bowen Client: Southern Company Data: Bowen 1, 2, 9, & 10

Sanitas™ v.10.1.08 Software licensed to Groundwater Stats Consulting. UG

Within Limit

Prediction Limit

Intrawell Parametric

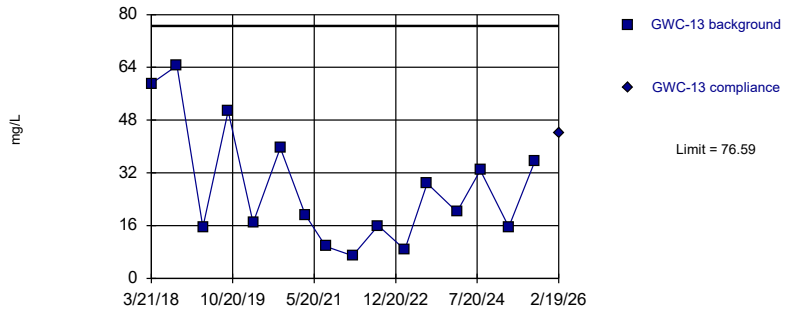

Background Data Summary: Mean=27.48, Std. Dev.=18.06, n=16. Normality test: Shapiro Wilk @alpha = 0.05, calculated = 0.8906, critical = 0.887. Kappa = 2.72 (c=7, w=26, 1 of 2, event alpha = 0.05132). Report alpha = 0.0002894.

Constituent: Sulfate Analysis Run 8/10/2026 4:37 PM View: Appendix III Intrawell
Plant Bowen Client: Southern Company Data: Bowen 1, 2, 9, & 10

Sanitas™ v.10.1.08 Software licensed to Groundwater Stats Consulting. UG

Within Limit

Prediction Limit

Intrawell Parametric

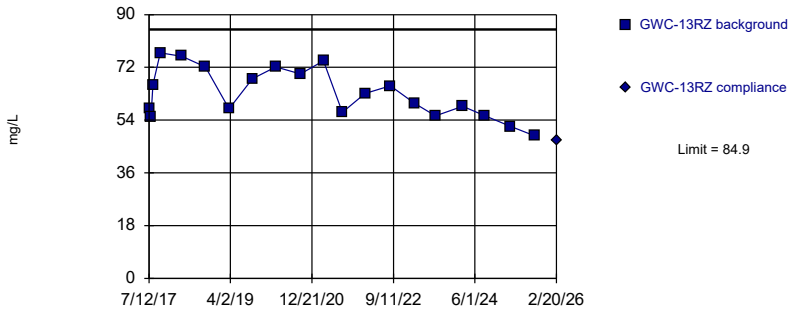

Background Data Summary: Mean=63.08, Std. Dev.=8.48, n=20. Normality test: Shapiro Wilk @alpha = 0.01, calculated = 0.9478, critical = 0.868. Kappa = 2.574 (c=7, w=26, 1 of 2, event alpha = 0.05132). Report alpha = 0.0002894.

Constituent: Sulfate Analysis Run 8/10/2026 4:37 PM View: Appendix III Intrawell
Plant Bowen Client: Southern Company Data: Bowen 1, 2, 9, & 10

Sanitas™ v.10.1.08 Software licensed to Groundwater Stats Consulting. UG

Within Limit

Prediction Limit

Intrawell Parametric

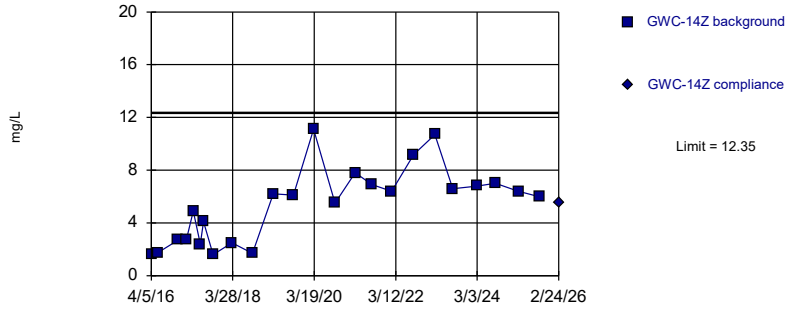

Background Data Summary: Mean=5.363, Std. Dev.=2.812, n=24. Normality test: Shapiro Wilk @alpha = 0.01, calculated = 0.9235, critical = 0.884. Kappa = 2.486 (c=7, w=26, 1 of 2, event alpha = 0.05132). Report alpha = 0.0002894.

Constituent: Sulfate Analysis Run 8/10/2026 4:37 PM View: Appendix III Intrawell
Plant Bowen Client: Southern Company Data: Bowen 1, 2, 9, & 10

Sanitas™ v.10.1.08 Software licensed to Groundwater Stats Consulting. UG

Within Limit

Prediction Limit

Intrawell Parametric

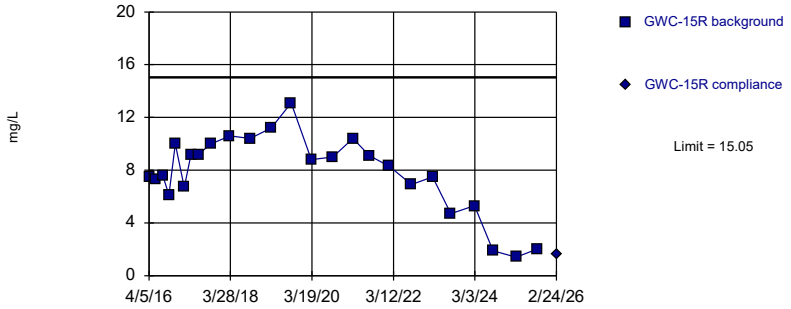

Background Data Summary: Mean=7.766, Std. Dev.=2.956, n=25. Normality test: Shapiro Wilk @alpha = 0.01, calculated = 0.9359, critical = 0.888. Kappa = 2.464 (c=7, w=26, 1 of 2, event alpha = 0.05132). Report alpha = 0.0002894.

Constituent: Sulfate Analysis Run 8/10/2026 4:37 PM View: Appendix III Intrawell
Plant Bowen Client: Southern Company Data: Bowen 1, 2, 9, & 10

Sanitas™ v.10.1.08 Software licensed to Groundwater Stats Consulting. UG
Hollow symbols indicate censored values.

Within Limit

Prediction Limit

Intrawell Parametric

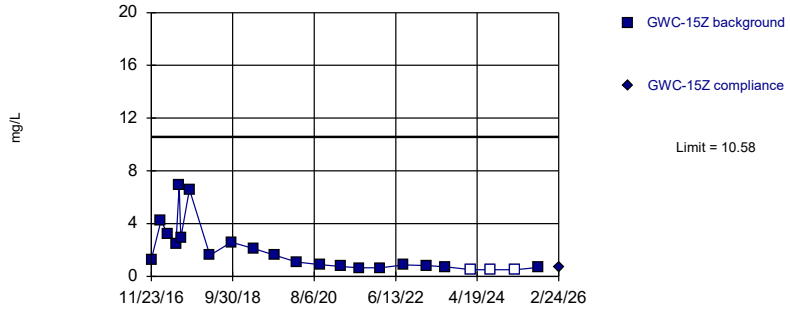

Background Data Summary (based on natural log transformation): Mean=0.304, Std. Dev.=0.8194, n=23, 13.04% NDs. Normality test: Shapiro Wilk @alpha = 0.01, calculated = 0.9186, critical = 0.881. Kappa = 2.508 (c=7, w=26, 1 of 2, event alpha = 0.05132). Report alpha = 0.0002894.

Constituent: Sulfate Analysis Run 8/10/2026 4:37 PM View: Appendix III Intrawell
Plant Bowen Client: Southern Company Data: Bowen 1, 2, 9, & 10

Sanitas™ v.10.1.08 Software licensed to Groundwater Stats Consulting. UG

Within Limit

Prediction Limit

Intrawell Parametric

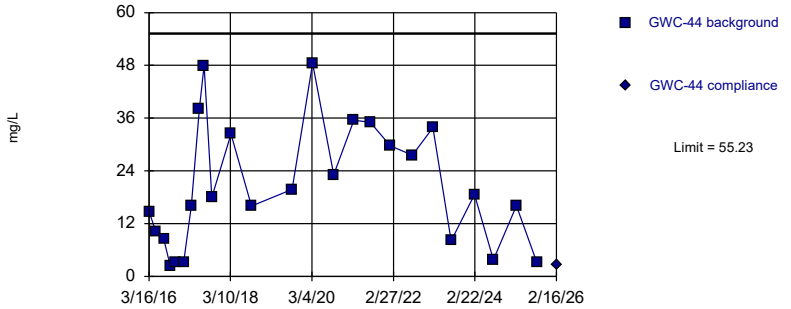

Background Data Summary: Mean=20.54, Std. Dev.=14.08, n=25. Normality test: Shapiro Wilk @alpha = 0.01, calculated = 0.9296, critical = 0.888. Kappa = 2.464 (c=7, w=26, 1 of 2, event alpha = 0.05132). Report alpha = 0.0002894.

Constituent: Sulfate Analysis Run 8/10/2026 4:37 PM View: Appendix III Intrawell
Plant Bowen Client: Southern Company Data: Bowen 1, 2, 9, & 10

Sanitas™ v.10.1.08 Software licensed to Groundwater Stats Consulting. UG
Hollow symbols indicate censored values.

Within Limit

Prediction Limit

Intrawell Parametric

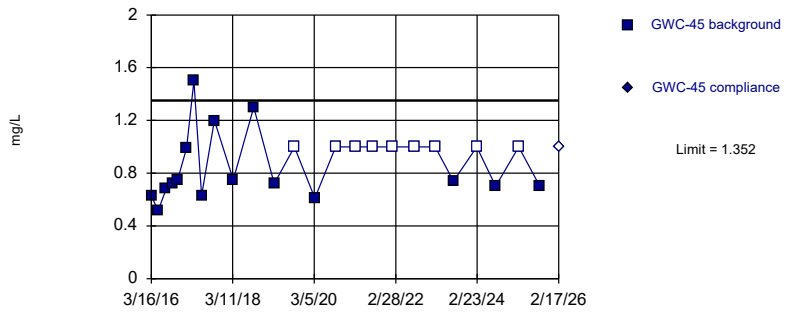

Background Data Summary (after Kaplan-Meier Adjustment): Mean=0.759, Std. Dev.=0.2406, n=25, 36% NDs. Normality test: Shapiro Wilk @alpha = 0.01, calculated = 0.9011, critical = 0.888. Kappa = 2.464 (c=7, w=26, 1 of 2, event alpha = 0.05132). Report alpha = 0.0002894.

Constituent: Sulfate Analysis Run 8/10/2026 4:37 PM View: Appendix III Intrawell
Plant Bowen Client: Southern Company Data: Bowen 1, 2, 9, & 10

Sanitas™ v.10.1.08 Software licensed to Groundwater Stats Consulting. UG

Within Limit

Prediction Limit

Intrawell Non-parametric

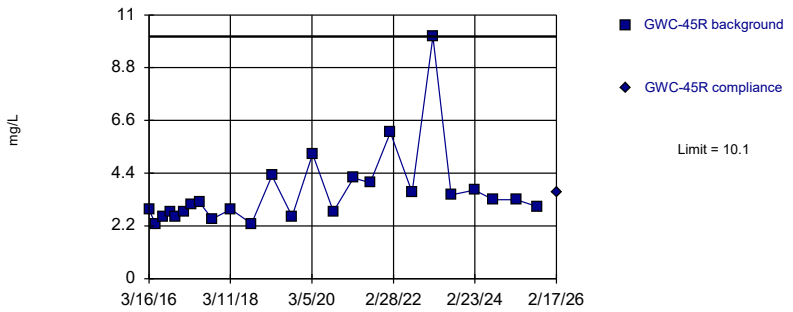

Non-parametric test used in lieu of parametric prediction limit because the Shapiro Wilk normality test showed the data to be non-normal at the 0.01 alpha level. Limit is highest of 25 background values. Well-constituent pair annual alpha = 0.005656. Individual comparison alpha = 0.002832 (1 of 2).

Constituent: Sulfate Analysis Run 8/10/2026 4:37 PM View: Appendix III Intrawell
Plant Bowen Client: Southern Company Data: Bowen 1, 2, 9, & 10

Sanitas™ v.10.1.08 Software licensed to Groundwater Stats Consulting. UG

Within Limit

Prediction Limit

Intrawell Parametric

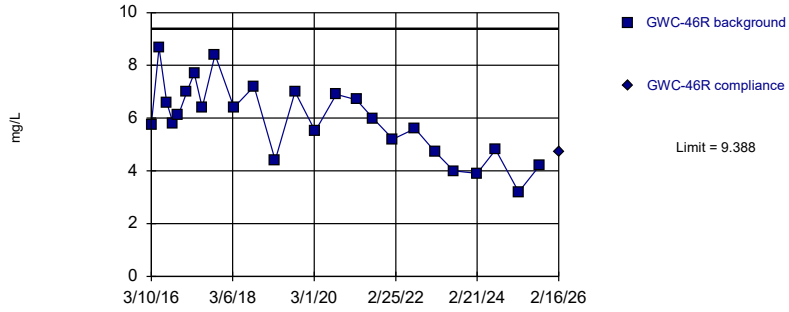

Background Data Summary: Mean=5.925, Std. Dev.=1.405, n=25. Normality test: Shapiro Wilk @alpha = 0.01, calculated = 0.983, critical = 0.888. Kappa = 2.464 (c=7, w=26, 1 of 2, event alpha = 0.05132). Report alpha = 0.0002894.

Constituent: Sulfate Analysis Run 8/10/2026 4:37 PM View: Appendix III Intrawell
Plant Bowen Client: Southern Company Data: Bowen 1, 2, 9, & 10

Sanitas™ v.10.1.08 Software licensed to Groundwater Stats Consulting. UG

Within Limit

Prediction Limit

Intrawell Parametric

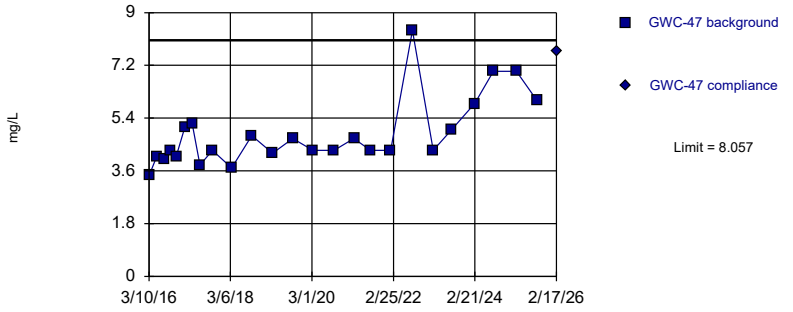

Background Data Summary (based on natural log transformation): Mean=1.555, Std. Dev.=0.2158, n=25. Normality test: Shapiro Wilk @alpha = 0.01, calculated = 0.8902, critical = 0.888. Kappa = 2.464 (c=7, w=26, 1 of 2, event alpha = 0.05132). Report alpha = 0.0002894.

Constituent: Sulfate Analysis Run 8/10/2026 4:37 PM View: Appendix III Intrawell
Plant Bowen Client: Southern Company Data: Bowen 1, 2, 9, & 10

Sanitas™ v.10.1.08 Software licensed to Groundwater Stats Consulting. UG

Within Limit

Prediction Limit

Intrawell Parametric

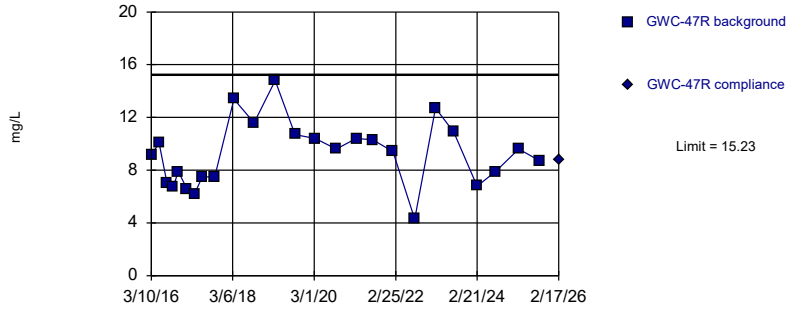

Background Data Summary: Mean=9.205, Std. Dev.=2.445, n=25. Normality test: Shapiro Wilk @alpha = 0.01, calculated = 0.9798, critical = 0.888. Kappa = 2.464 (c=7, w=26, 1 of 2, event alpha = 0.05132). Report alpha = 0.0002894.

Constituent: Sulfate Analysis Run 8/10/2026 4:37 PM View: Appendix III Intrawell
Plant Bowen Client: Southern Company Data: Bowen 1, 2, 9, & 10

Sanitas™ v.10.1.08 Software licensed to Groundwater Stats Consulting. UG

Within Limit

Prediction Limit

Intrawell Parametric

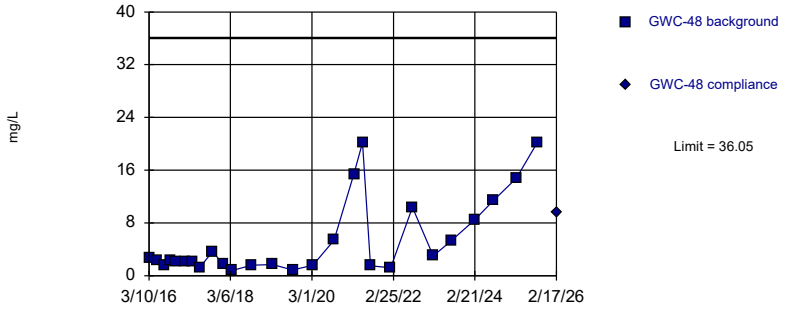

Background Data Summary (based on natural log transformation): Mean=1.184, Std. Dev.=0.9849, n=27. Normality test: Shapiro Wilk @alpha = 0.01, calculated = 0.9047, critical = 0.894. Kappa = 2.438 (c=7, w=26, 1 of 2, event alpha = 0.05132). Report alpha = 0.0002894.

Constituent: Sulfate Analysis Run 8/10/2026 4:37 PM View: Appendix III Intrawell
Plant Bowen Client: Southern Company Data: Bowen 1, 2, 9, & 10

Sanitas™ v.10.1.08 Software licensed to Groundwater Stats Consulting. UG

Within Limit

Prediction Limit

Intrawell Parametric

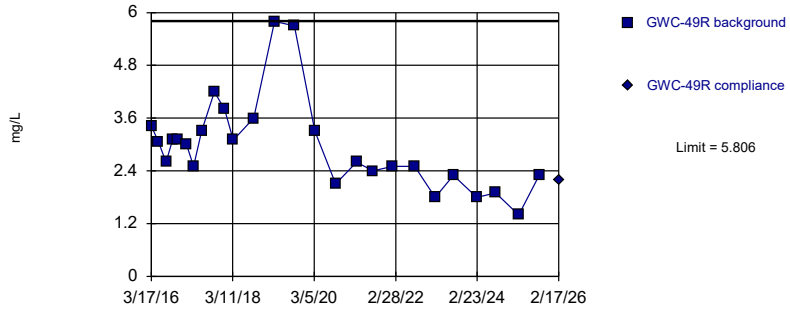

Background Data Summary (based on square root transformation): Mean=1.699, Std. Dev.=0.2898, n=26. Normality test: Shapiro Wilk @alpha = 0.01, calculated = 0.9395, critical = 0.891. Kappa = 2.451 (c=7, w=26, 1 of 2, event alpha = 0.05132). Report alpha = 0.0002894.

Constituent: Sulfate Analysis Run 8/10/2026 4:37 PM View: Appendix III Intrawell
Plant Bowen Client: Southern Company Data: Bowen 1, 2, 9, & 10

Sanitas™ v.10.1.08 Software licensed to Groundwater Stats Consulting. UG

Within Limit

Prediction Limit

Intrawell Parametric

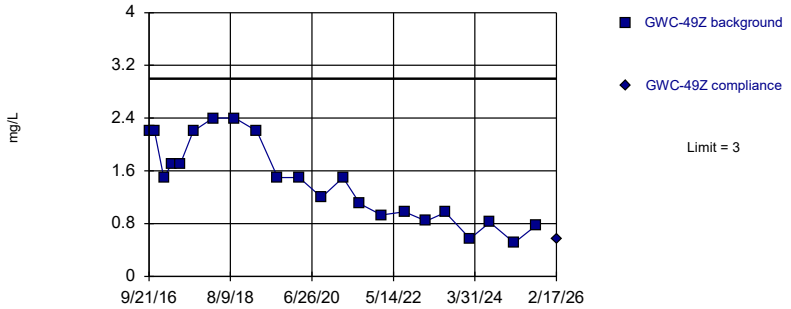

Background Data Summary: Mean=1.44, Std. Dev.=0.6166, n=22. Normality test: Shapiro Wilk @alpha = 0.01, calculated = 0.9218, critical = 0.878. Kappa = 2.53 (c=7, w=26, 1 of 2, event alpha = 0.05132). Report alpha = 0.0002894.

Constituent: Sulfate Analysis Run 8/10/2026 4:37 PM View: Appendix III Intrawell
Plant Bowen Client: Southern Company Data: Bowen 1, 2, 9, & 10

Sanitas™ v.10.1.08 Software licensed to Groundwater Stats Consulting. UG

Within Limit

Prediction Limit

Intrawell Parametric

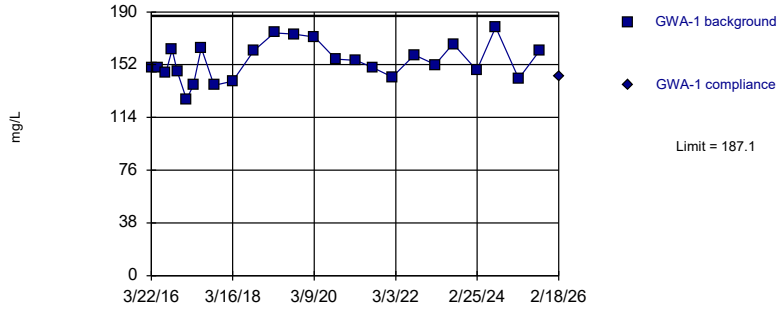

Background Data Summary: Mean=154.3, Std. Dev.=13.33, n=25. Normality test: Shapiro Wilk @alpha = 0.01, calculated = 0.9804, critical = 0.888. Kappa = 2.464 (c=7, w=26, 1 of 2, event alpha = 0.05132). Report alpha = 0.0002894.

Constituent: TDS Analysis Run 8/10/2026 4:37 PM View: Appendix III Intrawell

Plant Bowen Client: Southern Company Data: Bowen 1, 2, 9, & 10

Sanitas™ v.10.1.08 Software licensed to Groundwater Stats Consulting. UG

Hollow symbols indicate censored values.

Within Limit

Prediction Limit

Intrawell Parametric

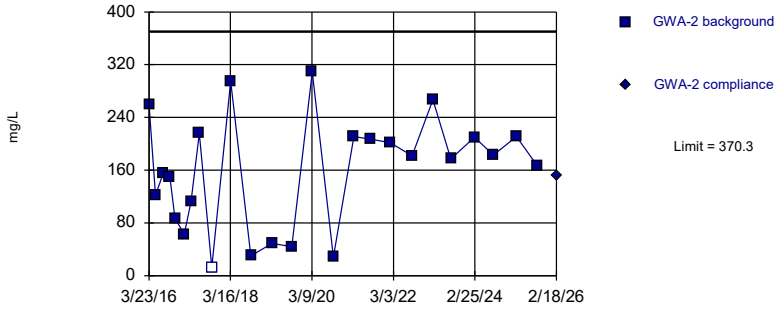

Background Data Summary: Mean=158, Std. Dev.=86.17, n=25, 4% NDs. Normality test: Shapiro Wilk @alpha = 0.01, calculated = 0.9491, critical = 0.888. Kappa = 2.464 (c=7, w=26, 1 of 2, event alpha = 0.05132). Report alpha = 0.0002894.

Constituent: TDS Analysis Run 8/10/2026 4:37 PM View: Appendix III Intrawell

Plant Bowen Client: Southern Company Data: Bowen 1, 2, 9, & 10

Sanitas™ v.10.1.08 Software licensed to Groundwater Stats Consulting. UG

Within Limit

Prediction Limit

Intrawell Parametric

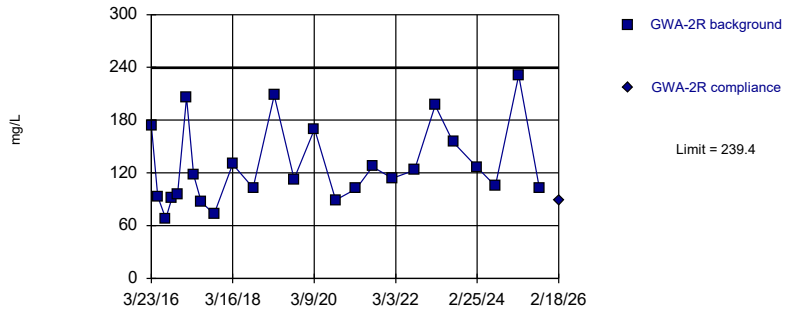

Background Data Summary: Mean=128, Std. Dev.=45.17, n=25. Normality test: Shapiro Wilk @alpha = 0.01, calculated = 0.8936, critical = 0.888. Kappa = 2.464 (c=7, w=26, 1 of 2, event alpha = 0.05132). Report alpha = 0.0002894.

Constituent: TDS Analysis Run 8/10/2026 4:37 PM View: Appendix III Intrawell

Plant Bowen Client: Southern Company Data: Bowen 1, 2, 9, & 10

Sanitas™ v.10.1.08 Software licensed to Groundwater Stats Consulting. UG

Within Limit

Prediction Limit

Intrawell Parametric

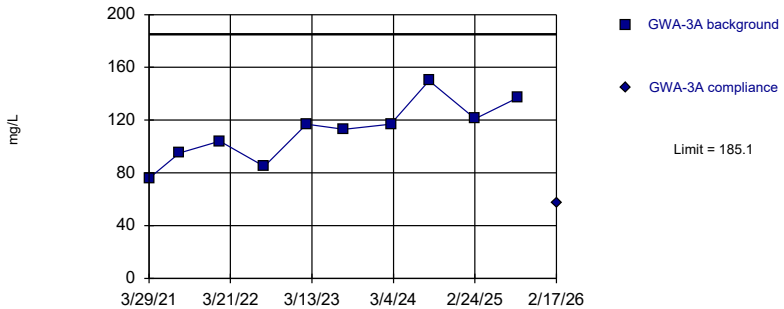

Background Data Summary: Mean=111.5, Std. Dev.=22.55, n=10. Normality test: Shapiro Wilk @alpha = 0.05, calculated = 0.9779, critical = 0.842. Kappa = 3.262 (c=7, w=26, 1 of 2, event alpha = 0.05132). Report alpha = 0.0002894.

Constituent: TDS Analysis Run 8/10/2026 4:37 PM View: Appendix III Intrawell

Plant Bowen Client: Southern Company Data: Bowen 1, 2, 9, & 10

Sanitas™ v.10.1.08 Software licensed to Groundwater Stats Consulting. UG

Within Limit

Prediction Limit

Intrawell Parametric

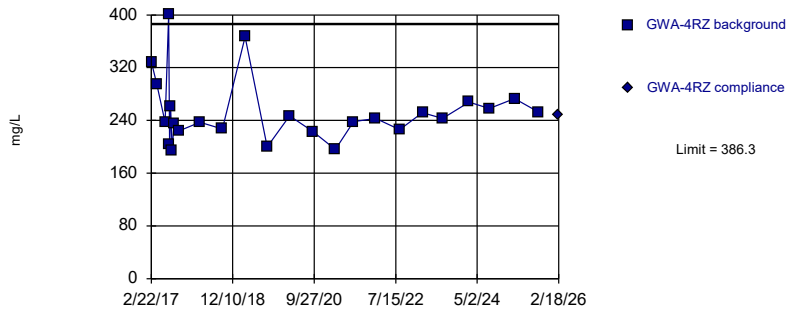

Background Data Summary (based on natural log transformation): Mean=5.518, Std. Dev.=0.1778, n=25. Normality test: Shapiro Wilk @alpha = 0.01, calculated = 0.9023, critical = 0.888. Kappa = 2.464 (c=7, w=26, 1 of 2, event alpha = 0.05132). Report alpha = 0.0002894.

Constituent: TDS Analysis Run 8/10/2026 4:37 PM View: Appendix III Intrawell

Plant Bowen Client: Southern Company Data: Bowen 1, 2, 9, & 10

Sanitas™ v.10.1.08 Software licensed to Groundwater Stats Consulting. UG

Within Limit

Prediction Limit

Intrawell Parametric

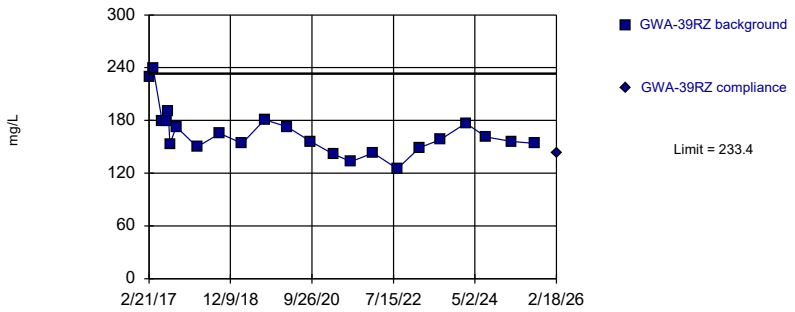

Background Data Summary: Mean=166.1, Std. Dev.=26.84, n=23. Normality test: Shapiro Wilk @alpha = 0.01, calculated = 0.887, critical = 0.881. Kappa = 2.508 (c=7, w=26, 1 of 2, event alpha = 0.05132). Report alpha = 0.0002894.

Constituent: TDS Analysis Run 8/10/2026 4:37 PM View: Appendix III Intrawell

Plant Bowen Client: Southern Company Data: Bowen 1, 2, 9, & 10

Sanitas™ v.10.1.08 Software licensed to Groundwater Stats Consulting. UG

Within Limit

Prediction Limit

Intrawell Parametric

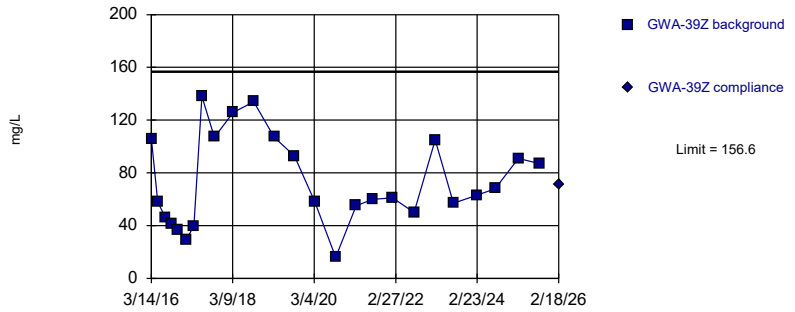

Background Data Summary: Mean=73.32, Std. Dev.=33.8, n=25. Normality test: Shapiro Wilk @alpha = 0.01, calculated = 0.9438, critical = 0.888. Kappa = 2.464 (c=7, w=26, 1 of 2, event alpha = 0.05132). Report alpha = 0.0002894.

Constituent: TDS Analysis Run 8/10/2026 4:37 PM View: Appendix III Intrawell

Plant Bowen Client: Southern Company Data: Bowen 1, 2, 9, & 10

Sanitas™ v.10.1.08 Software licensed to Groundwater Stats Consulting. UG

Within Limit

Prediction Limit

Intrawell Parametric

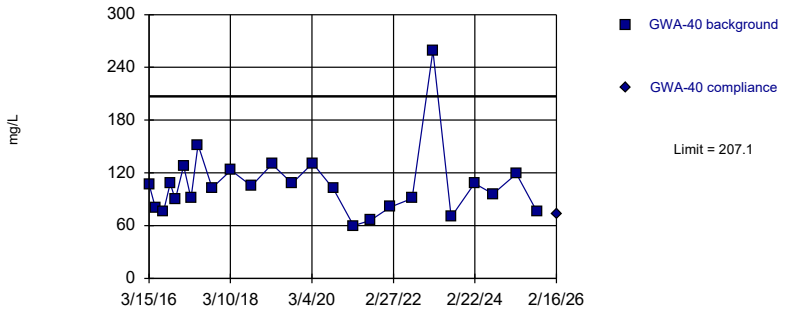

Background Data Summary (based on cube root transformation): Mean=4.686, Std. Dev.=0.4994, n=25. Normality test: Shapiro Wilk @alpha = 0.01, calculated = 0.894, critical = 0.888. Kappa = 2.464 (c=7, w=26, 1 of 2, event alpha = 0.05132). Report alpha = 0.0002894.

Constituent: TDS Analysis Run 8/10/2026 4:37 PM View: Appendix III Intrawell

Plant Bowen Client: Southern Company Data: Bowen 1, 2, 9, & 10

Sanitas™ v.10.1.08 Software licensed to Groundwater Stats Consulting. UG

Within Limit

Prediction Limit

Intrawell Parametric

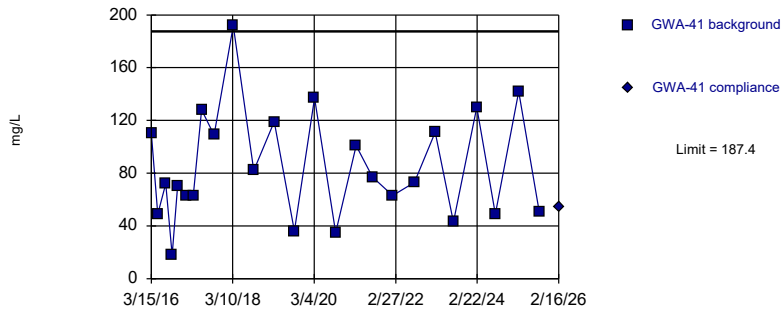

Background Data Summary: Mean=84.92, Std. Dev.=41.6, n=25. Normality test: Shapiro Wilk @alpha = 0.01, calculated = 0.9546, critical = 0.888. Kappa = 2.464 (c=7, w=26, 1 of 2, event alpha = 0.05132). Report alpha = 0.0002894.

Constituent: TDS Analysis Run 8/10/2026 4:37 PM View: Appendix III Intrawell

Plant Bowen Client: Southern Company Data: Bowen 1, 2, 9, & 10

Sanitas™ v.10.1.08 Software licensed to Groundwater Stats Consulting. UG

Within Limit

Prediction Limit

Intrawell Parametric

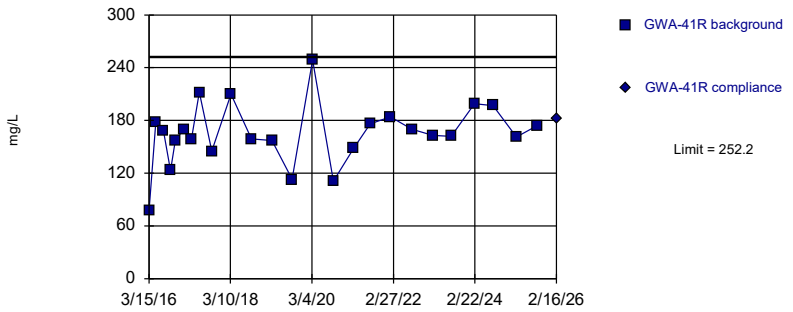

Background Data Summary: Mean=164.9, Std. Dev.=35.44, n=25. Normality test: Shapiro Wilk @alpha = 0.01, calculated = 0.9615, critical = 0.888. Kappa = 2.464 (c=7, w=26, 1 of 2, event alpha = 0.05132). Report alpha = 0.0002894.

Constituent: TDS Analysis Run 8/10/2026 4:37 PM View: Appendix III Intrawell

Plant Bowen Client: Southern Company Data: Bowen 1, 2, 9, & 10

Sanitas™ v.10.1.08 Software licensed to Groundwater Stats Consulting. UG

Within Limit

Prediction Limit

Intrawell Parametric

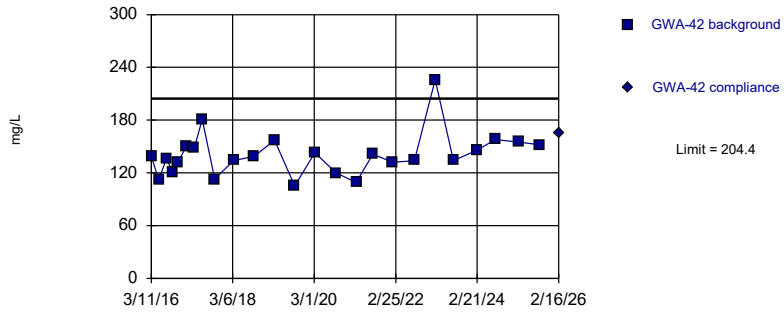

Background Data Summary (based on square root transformation): Mean=11.82, Std. Dev.=1.006, n=25. Normality test: Shapiro Wilk @alpha = 0.01, calculated = 0.907, critical = 0.888. Kappa = 2.464 (c=7, w=26, 1 of 2, event alpha = 0.05132). Report alpha = 0.0002894.

Constituent: TDS Analysis Run 8/10/2026 4:37 PM View: Appendix III Intrawell

Plant Bowen Client: Southern Company Data: Bowen 1, 2, 9, & 10

Sanitas™ v.10.1.08 Software licensed to Groundwater Stats Consulting. UG

Hollow symbols indicate censored values.

Within Limit

Prediction Limit

Intrawell Parametric

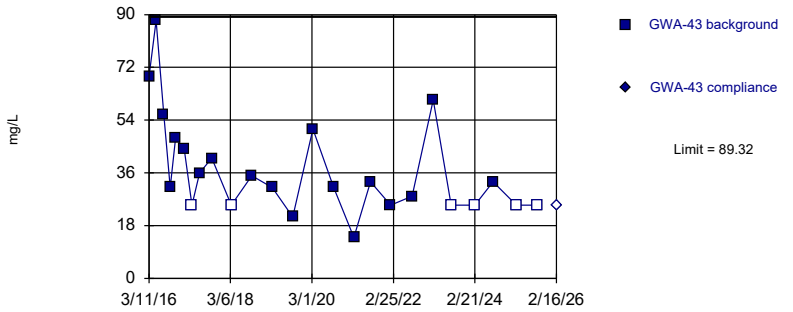

Background Data Summary (based on square root transformation) (after Kaplan-Meier Adjustment): Mean=5.559, Std. Dev.=1.579, n=25, 24% NDs. Normality test: Shapiro Wilk @alpha = 0.01, calculated = 0.9178, critical = 0.888. Kappa = 2.464 (c=7, w=26, 1 of 2, event alpha = 0.05132). Report alpha = 0.0002894.

Constituent: TDS Analysis Run 8/10/2026 4:37 PM View: Appendix III Intrawell

Plant Bowen Client: Southern Company Data: Bowen 1, 2, 9, & 10

Sanitas™ v.10.1.08 Software licensed to Groundwater Stats Consulting. UG

Within Limit

Prediction Limit

Intrawell Parametric

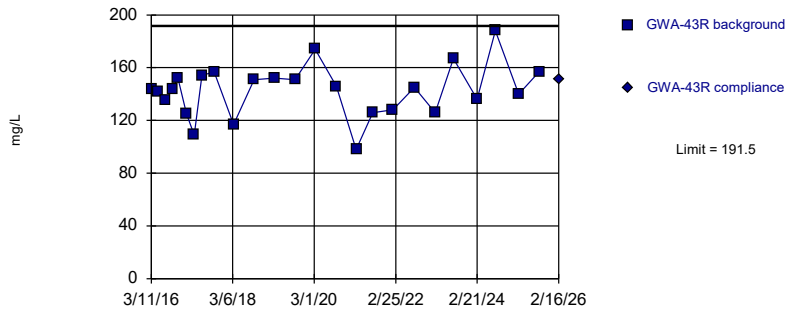

Background Data Summary: Mean=142.6, Std. Dev.=19.88, n=25. Normality test: Shapiro Wilk @alpha = 0.01, calculated = 0.9818, critical = 0.888. Kappa = 2.464 (c=7, w=26, 1 of 2, event alpha = 0.05132). Report alpha = 0.0002894.

Constituent: TDS Analysis Run 8/10/2026 4:37 PM View: Appendix III Intrawell

Plant Bowen Client: Southern Company Data: Bowen 1, 2, 9, & 10

Sanitas™ v.10.1.08 Software licensed to Groundwater Stats Consulting. UG

Hollow symbols indicate censored values.

Within Limit

Prediction Limit

Intrawell Non-parametric

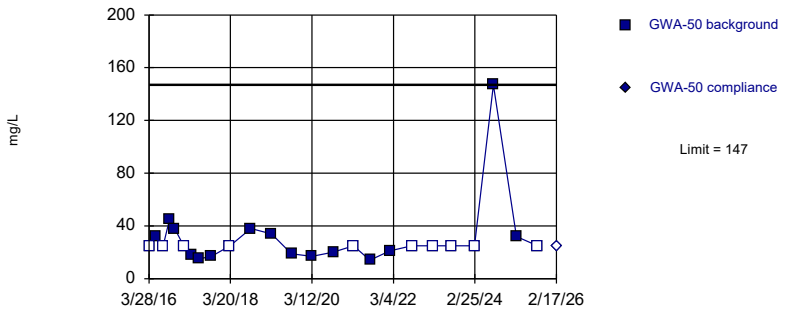

Non-parametric test used in lieu of parametric prediction limit because the Shapiro Wilk normality test showed the data to be non-normal at the 0.01 alpha level. Limit is highest of 25 background values. 40% NDs. Well-constituent pair annual alpha = 0.005656. Individual comparison alpha = 0.002832 (1 of 2).

Constituent: TDS Analysis Run 8/10/2026 4:37 PM View: Appendix III Intrawell

Plant Bowen Client: Southern Company Data: Bowen 1, 2, 9, & 10

Sanitas™ v.10.1.08 Software licensed to Groundwater Stats Consulting. UG

Hollow symbols indicate censored values.

Within Limit

Prediction Limit

Intrawell Parametric

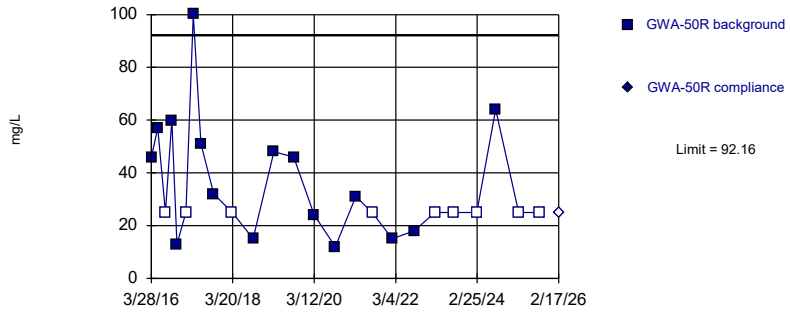

Background Data Summary (based on square root transformation) (after Kaplan-Meier Adjustment): Mean=5.142, Std. Dev.=1.809, n=25, 36% NDs. Normality test: Shapiro Wilk @alpha = 0.01, calculated = 0.8993, critical = 0.888. Kappa = 2.464 (c=7, w=26, 1 of 2, event alpha = 0.05132). Report alpha = 0.0002894.

Constituent: TDS Analysis Run 8/10/2026 4:37 PM View: Appendix III Intrawell

Plant Bowen Client: Southern Company Data: Bowen 1, 2, 9, & 10

Sanitas™ v.10.1.08 Software licensed to Groundwater Stats Consulting. UG

Hollow symbols indicate censored values.

Within Limit

Prediction Limit

Intrawell Parametric

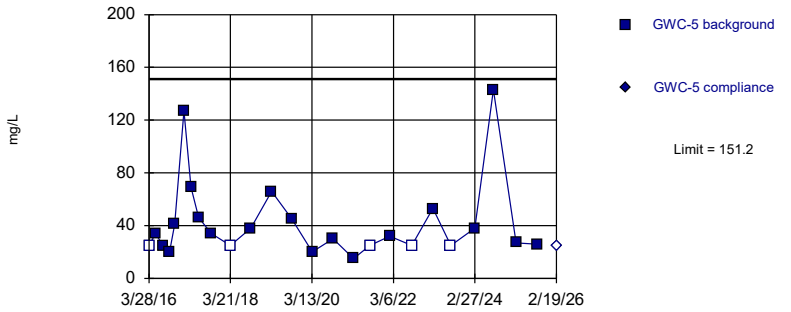

Background Data Summary (based on natural log transformation) (after Kaplan-Meier Adjustment): Mean=3.414, Std. Dev.=0.6509, n=25, 20% NDs. Normality test: Shapiro Wilk @alpha = 0.01, calculated = 0.9006, critical = 0.888. Kappa = 2.464 (c=7, w=26, 1 of 2, event alpha = 0.05132). Report alpha = 0.0002894.

Constituent: TDS Analysis Run 8/10/2026 4:37 PM View: Appendix III Intrawell

Plant Bowen Client: Southern Company Data: Bowen 1, 2, 9, & 10

Sanitas™ v.10.1.08 Software licensed to Groundwater Stats Consulting. UG

Within Limit

Prediction Limit

Intrawell Parametric

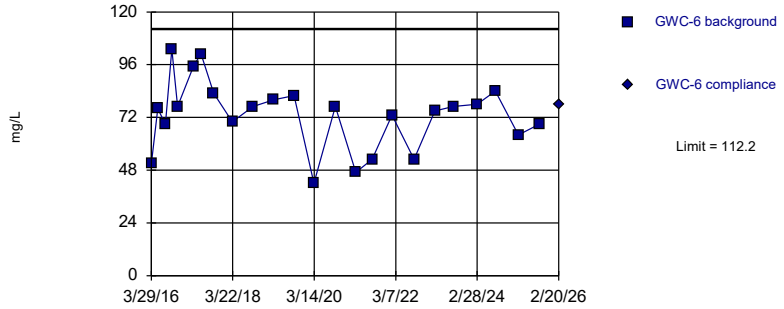

Background Data Summary: Mean=73.17, Std. Dev.=15.69, n=24. Normality test: Shapiro Wilk @alpha = 0.01, calculated = 0.9476, critical = 0.884. Kappa = 2.486 (c=7, w=26, 1 of 2, event alpha = 0.05132). Report alpha = 0.0002894.

Constituent: TDS Analysis Run 8/10/2026 4:37 PM View: Appendix III Intrawell

Plant Bowen Client: Southern Company Data: Bowen 1, 2, 9, & 10

Sanitas™ v.10.1.08 Software licensed to Groundwater Stats Consulting. UG

Hollow symbols indicate censored values.

Within Limit

Prediction Limit

Intrawell Parametric

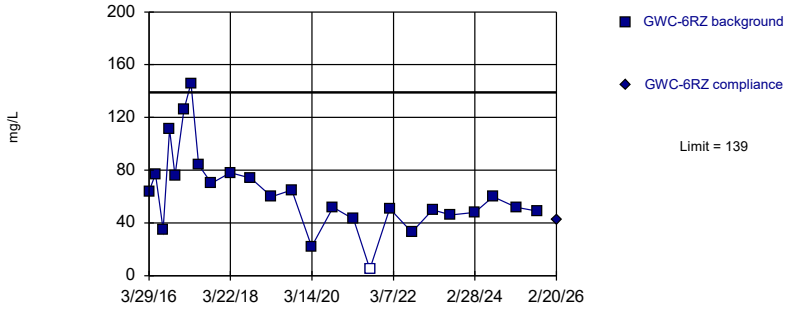

Background Data Summary: Mean=63.08, Std. Dev.=30.81, n=25, 4% NDs. Normality test: Shapiro Wilk @alpha = 0.01, calculated = 0.9296, critical = 0.888. Kappa = 2.464 (c=7, w=26, 1 of 2, event alpha = 0.05132). Report alpha = 0.0002894.

Constituent: TDS Analysis Run 8/10/2026 4:37 PM View: Appendix III Intrawell

Plant Bowen Client: Southern Company Data: Bowen 1, 2, 9, & 10

Sanitas™ v.10.1.08 Software licensed to Groundwater Stats Consulting. UG

Within Limit

Prediction Limit

Intrawell Parametric

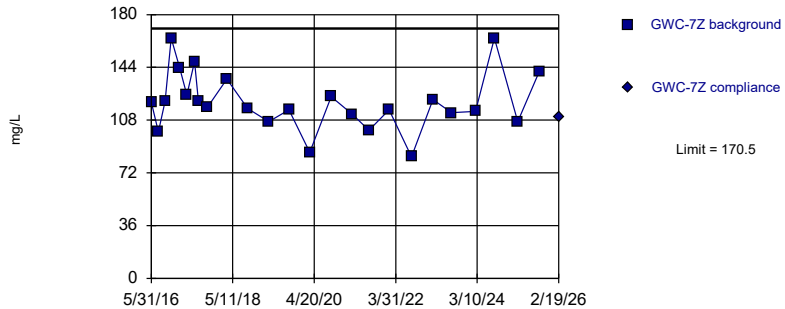

Background Data Summary: Mean=120.6, Std. Dev.=20.22, n=25. Normality test: Shapiro Wilk @alpha = 0.01, calculated = 0.944, critical = 0.888. Kappa = 2.464 (c=7, w=26, 1 of 2, event alpha = 0.05132). Report alpha = 0.0002894.

Constituent: TDS Analysis Run 8/10/2026 4:37 PM View: Appendix III Intrawell

Plant Bowen Client: Southern Company Data: Bowen 1, 2, 9, & 10

Sanitas™ v.10.1.08 Software licensed to Groundwater Stats Consulting. UG

Within Limit

Prediction Limit

Intrawell Parametric

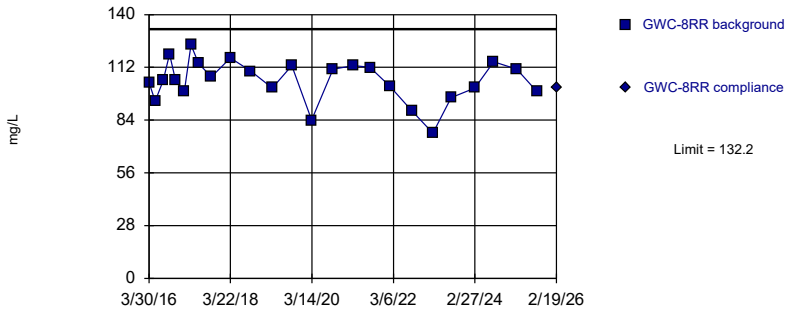

Background Data Summary: Mean=104.9, Std. Dev.=11.1, n=25. Normality test: Shapiro Wilk @alpha = 0.01, calculated = 0.9617, critical = 0.888. Kappa = 2.464 (c=7, w=26, 1 of 2, event alpha = 0.05132). Report alpha = 0.0002894.

Constituent: TDS Analysis Run 8/10/2026 4:37 PM View: Appendix III Intrawell

Plant Bowen Client: Southern Company Data: Bowen 1, 2, 9, & 10

Sanitas™ v.10.1.08 Software licensed to Groundwater Stats Consulting. UG

Within Limit

Prediction Limit

Intrawell Parametric

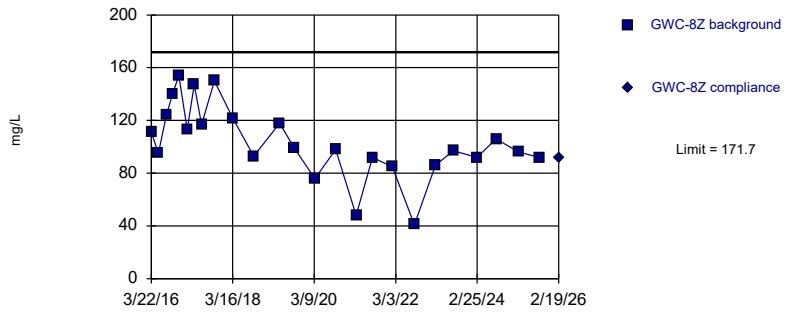

Background Data Summary: Mean=103.6, Std. Dev.=27.63, n=25. Normality test: Shapiro Wilk @alpha = 0.01, calculated = 0.9487, critical = 0.888. Kappa = 2.464 (c=7, w=26, 1 of 2, event alpha = 0.05132). Report alpha = 0.0002894.

Constituent: TDS Analysis Run 8/10/2026 4:37 PM View: Appendix III Intrawell
Plant Bowen Client: Southern Company Data: Bowen 1, 2, 9, & 10

Sanitas™ v.10.1.08 Software licensed to Groundwater Stats Consulting. UG
Hollow symbols indicate censored values.

Within Limit

Prediction Limit

Intrawell Parametric

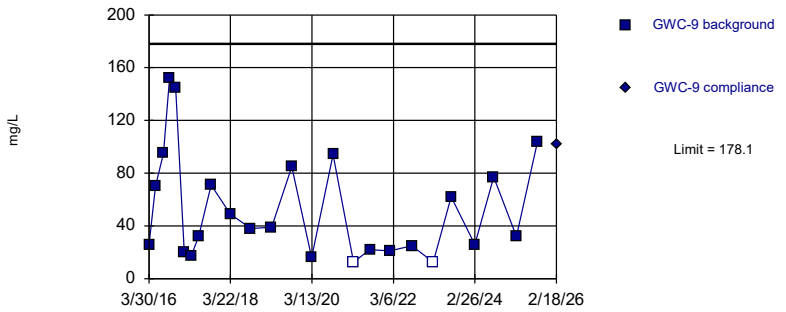

Background Data Summary (based on square root transformation): Mean=6.861, Std. Dev.=2.63, n=25, 8% NDs. Normality test: Shapiro Wilk @alpha = 0.01, calculated = 0.9199, critical = 0.888. Kappa = 2.464 (c=7, w=26, 1 of 2, event alpha = 0.05132). Report alpha = 0.0002894.

Constituent: TDS Analysis Run 8/10/2026 4:37 PM View: Appendix III Intrawell
Plant Bowen Client: Southern Company Data: Bowen 1, 2, 9, & 10

Sanitas™ v.10.1.08 Software licensed to Groundwater Stats Consulting. UG

Within Limit

Prediction Limit

Intrawell Parametric

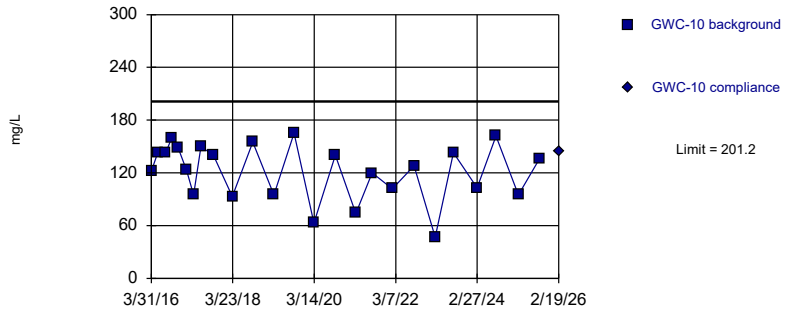

Background Data Summary: Mean=121.8, Std. Dev.=32.21, n=25. Normality test: Shapiro Wilk @alpha = 0.01, calculated = 0.9322, critical = 0.888. Kappa = 2.464 (c=7, w=26, 1 of 2, event alpha = 0.05132). Report alpha = 0.0002894.

Constituent: TDS Analysis Run 8/10/2026 4:37 PM View: Appendix III Intrawell
Plant Bowen Client: Southern Company Data: Bowen 1, 2, 9, & 10

Sanitas™ v.10.1.08 Software licensed to Groundwater Stats Consulting. UG

Within Limit

Prediction Limit

Intrawell Parametric

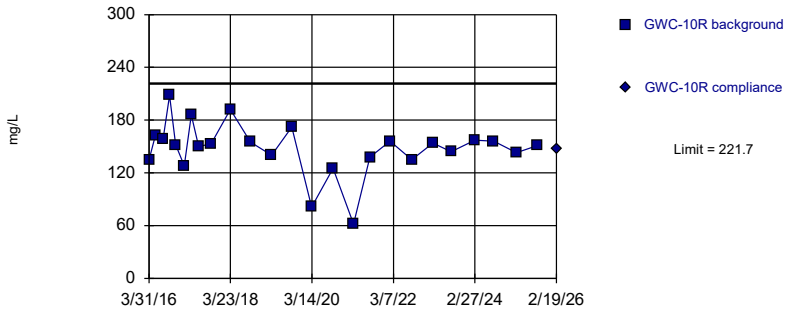

Background Data Summary: Mean=147.8, Std. Dev.=30, n=25. Normality test: Shapiro Wilk @alpha = 0.01, calculated = 0.8923, critical = 0.888. Kappa = 2.464 (c=7, w=26, 1 of 2, event alpha = 0.05132). Report alpha = 0.0002894.

Constituent: TDS Analysis Run 8/10/2026 4:37 PM View: Appendix III Intrawell
Plant Bowen Client: Southern Company Data: Bowen 1, 2, 9, & 10

Sanitas™ v.10.1.08 Software licensed to Groundwater Stats Consulting. UG

Within Limit

Prediction Limit

Intrawell Parametric

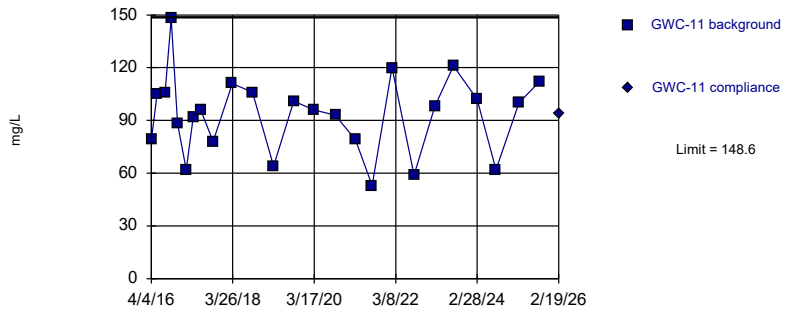

Background Data Summary: Mean=93.24, Std. Dev.=22.46, n=25. Normality test: Shapiro Wilk @alpha = 0.01, calculated = 0.9615, critical = 0.888. Kappa = 2.464 (c=7, w=26, 1 of 2, event alpha = 0.05132). Report alpha = 0.0002894.

Constituent: TDS Analysis Run 8/10/2026 4:38 PM View: Appendix III Intrawell

Plant Bowen Client: Southern Company Data: Bowen 1, 2, 9, & 10

Sanitas™ v.10.1.08 Software licensed to Groundwater Stats Consulting. UG

Within Limit

Prediction Limit

Intrawell Parametric

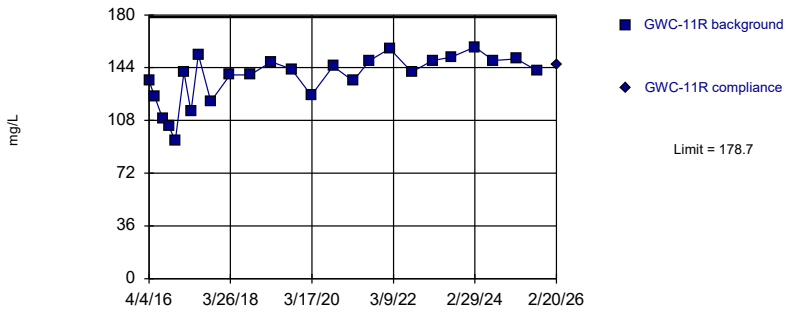

Background Data Summary: Mean=136.6, Std. Dev.=17.08, n=25. Normality test: Shapiro Wilk @alpha = 0.01, calculated = 0.895, critical = 0.888. Kappa = 2.464 (c=7, w=26, 1 of 2, event alpha = 0.05132). Report alpha = 0.0002894.

Constituent: TDS Analysis Run 8/10/2026 4:38 PM View: Appendix III Intrawell

Plant Bowen Client: Southern Company Data: Bowen 1, 2, 9, & 10

Sanitas™ v.10.1.08 Software licensed to Groundwater Stats Consulting. UG

Within Limit

Prediction Limit

Intrawell Parametric

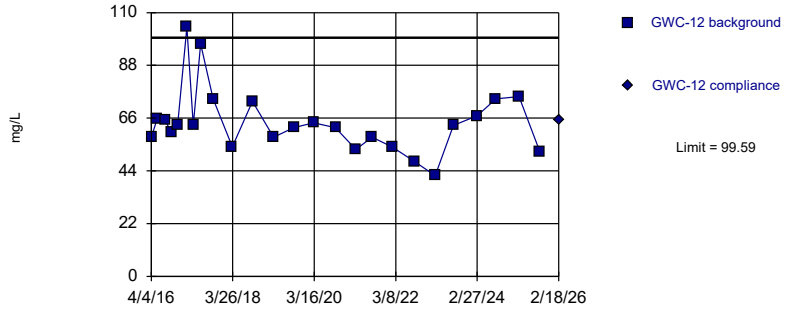

Background Data Summary (based on square root transformation): Mean=7.983, Std. Dev.=0.8101, n=25. Normality test: Shapiro Wilk @alpha = 0.01, calculated = 0.9157, critical = 0.888. Kappa = 2.464 (c=7, w=26, 1 of 2, event alpha = 0.05132). Report alpha = 0.0002894.

Constituent: TDS Analysis Run 8/10/2026 4:38 PM View: Appendix III Intrawell

Plant Bowen Client: Southern Company Data: Bowen 1, 2, 9, & 10

Sanitas™ v.10.1.08 Software licensed to Groundwater Stats Consulting. UG

Within Limit

Prediction Limit

Intrawell Parametric

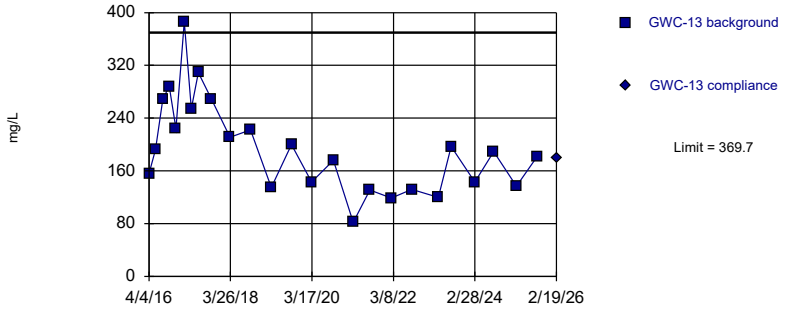

Background Data Summary: Mean=194.6, Std. Dev.=71.04, n=25. Normality test: Shapiro Wilk @alpha = 0.01, calculated = 0.9432, critical = 0.888. Kappa = 2.464 (c=7, w=26, 1 of 2, event alpha = 0.05132). Report alpha = 0.0002894.

Constituent: TDS Analysis Run 8/10/2026 4:38 PM View: Appendix III Intrawell

Plant Bowen Client: Southern Company Data: Bowen 1, 2, 9, & 10

Sanitas™ v.10.1.08 Software licensed to Groundwater Stats Consulting. UG

Within Limit

Prediction Limit

Intrawell Parametric

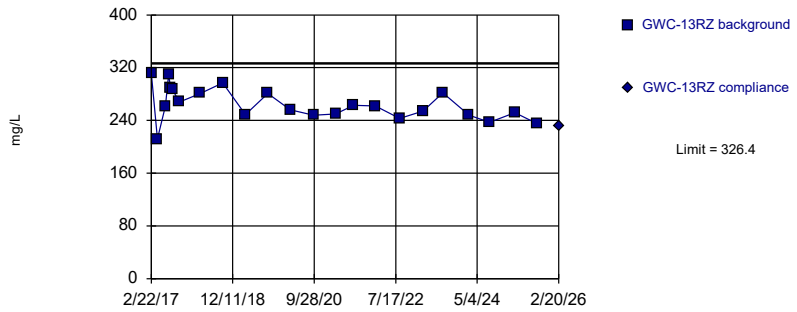

Background Data Summary: Mean=264.3, Std. Dev.=24.77, n=23. Normality test: Shapiro Wilk @alpha = 0.01, calculated = 0.9668, critical = 0.881. Kappa = 2.508 (c=7, w=26, 1 of 2, event alpha = 0.05132). Report alpha = 0.0002894.

Constituent: TDS Analysis Run 8/10/2026 4:38 PM View: Appendix III Intrawell
Plant Bowen Client: Southern Company Data: Bowen 1, 2, 9, & 10

Sanitas™ v.10.1.08 Software licensed to Groundwater Stats Consulting. UG

Within Limit

Prediction Limit

Intrawell Parametric

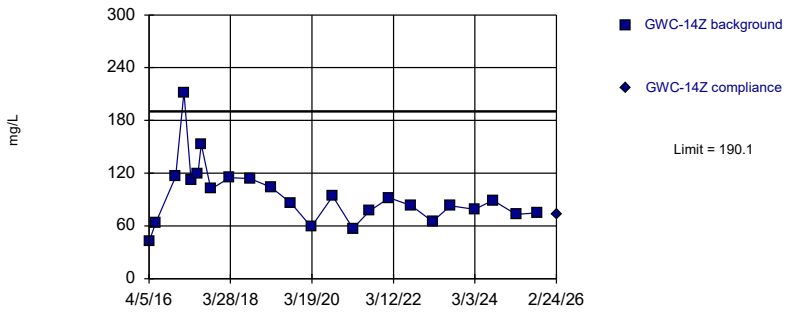

Background Data Summary (based on square root transformation): Mean=9.574, Std. Dev.=1.695, n=24. Normality test: Shapiro Wilk @alpha = 0.01, calculated = 0.9438, critical = 0.884. Kappa = 2.486 (c=7, w=26, 1 of 2, event alpha = 0.05132). Report alpha = 0.0002894.

Constituent: TDS Analysis Run 8/10/2026 4:38 PM View: Appendix III Intrawell
Plant Bowen Client: Southern Company Data: Bowen 1, 2, 9, & 10

Sanitas™ v.10.1.08 Software licensed to Groundwater Stats Consulting. UG

Within Limit

Prediction Limit

Intrawell Parametric

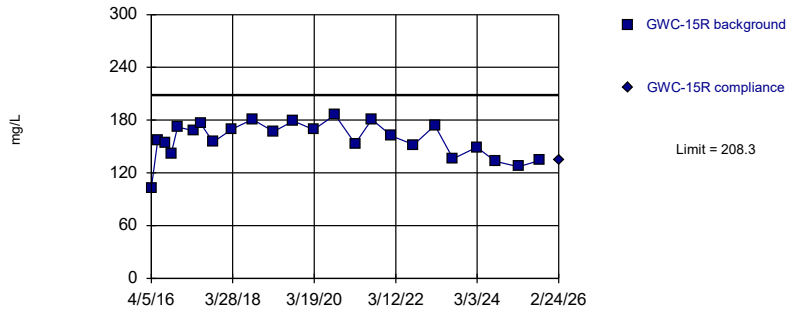

Background Data Summary: Mean=157.5, Std. Dev.=20.44, n=24. Normality test: Shapiro Wilk @alpha = 0.01, calculated = 0.9406, critical = 0.884. Kappa = 2.486 (c=7, w=26, 1 of 2, event alpha = 0.05132). Report alpha = 0.0002894.

Constituent: TDS Analysis Run 8/10/2026 4:38 PM View: Appendix III Intrawell
Plant Bowen Client: Southern Company Data: Bowen 1, 2, 9, & 10

Sanitas™ v.10.1.08 Software licensed to Groundwater Stats Consulting. UG

Within Limit

Prediction Limit

Intrawell Non-parametric

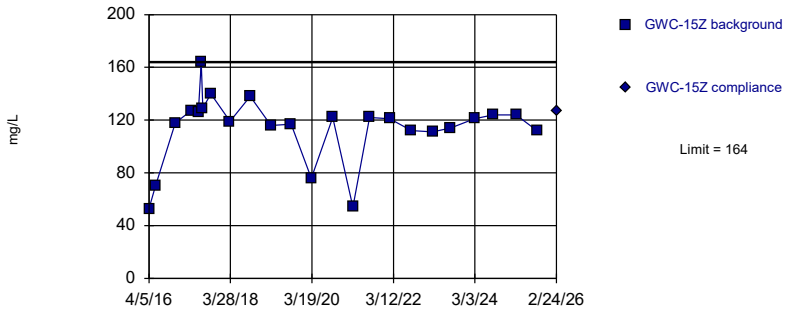

Non-parametric test used in lieu of parametric prediction limit because the Shapiro Wilk normality test showed the data to be non-normal at the 0.01 alpha level. Limit is highest of 24 background values. Well-constituent pair annual alpha = 0.006238. Individual comparison alpha = 0.003124 (1 of 2).

Constituent: TDS Analysis Run 8/10/2026 4:38 PM View: Appendix III Intrawell
Plant Bowen Client: Southern Company Data: Bowen 1, 2, 9, & 10

Sanitas™ v.10.1.08 Software licensed to Groundwater Stats Consulting. UG
Hollow symbols indicate censored values.

Within Limit

Prediction Limit

Intrawell Parametric

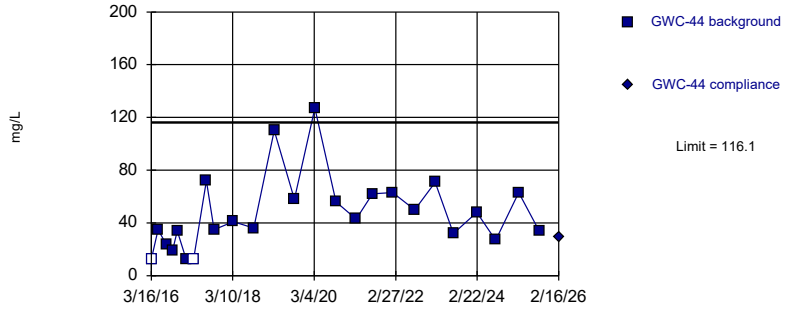

Background Data Summary: Mean=47.12, Std. Dev.=27.98, n=25, 8% NDs. Normality test: Shapiro Wilk @alpha = 0.01, calculated = 0.8916, critical = 0.888. Kappa = 2.464 (c=7, w=26, 1 of 2, event alpha = 0.05132). Report alpha = 0.0002894.

Constituent: TDS Analysis Run 8/10/2026 4:38 PM View: Appendix III Intrawell

Plant Bowen Client: Southern Company Data: Bowen 1, 2, 9, & 10

Sanitas™ v.10.1.08 Software licensed to Groundwater Stats Consulting. UG
Hollow symbols indicate censored values.

Within Limit

Prediction Limit

Intrawell Parametric

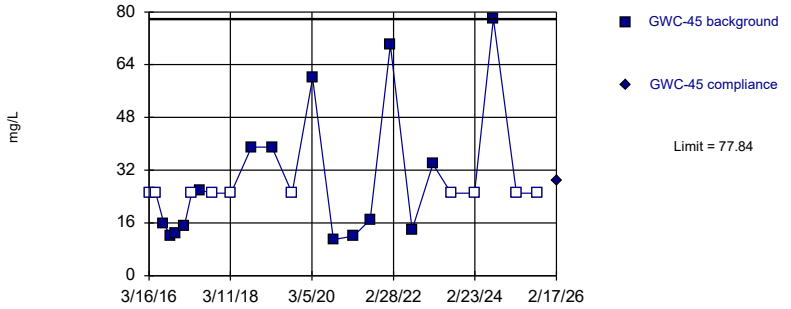

Background Data Summary (based on natural log transformation) (after Kaplan-Meier Adjustment): Mean=2.905, Std. Dev.=0.5883, n=25, 40% NDs. Normality test: Shapiro Wilk @alpha = 0.01, calculated = 0.9099, critical = 0.888. Kappa = 2.464 (c=7, w=26, 1 of 2, event alpha = 0.05132). Report alpha = 0.0002894.

Constituent: TDS Analysis Run 8/10/2026 4:38 PM View: Appendix III Intrawell

Plant Bowen Client: Southern Company Data: Bowen 1, 2, 9, & 10

Sanitas™ v.10.1.08 Software licensed to Groundwater Stats Consulting. UG

Within Limit

Prediction Limit

Intrawell Parametric

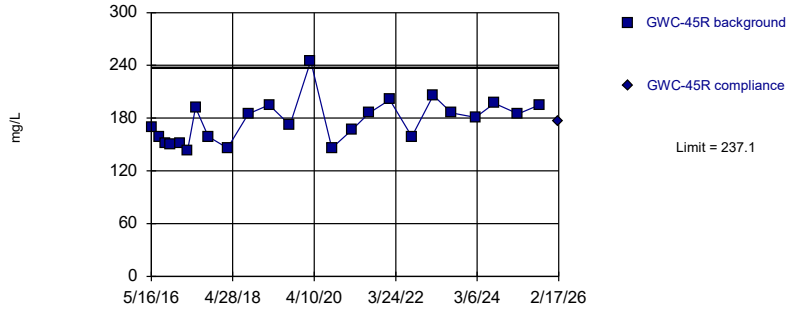

Background Data Summary: Mean=176.2, Std. Dev.=24.51, n=24. Normality test: Shapiro Wilk @alpha = 0.01, calculated = 0.9281, critical = 0.884. Kappa = 2.486 (c=7, w=26, 1 of 2, event alpha = 0.05132). Report alpha = 0.0002894.

Constituent: TDS Analysis Run 8/10/2026 4:38 PM View: Appendix III Intrawell

Plant Bowen Client: Southern Company Data: Bowen 1, 2, 9, & 10

Sanitas™ v.10.1.08 Software licensed to Groundwater Stats Consulting. UG

Within Limit

Prediction Limit

Intrawell Parametric

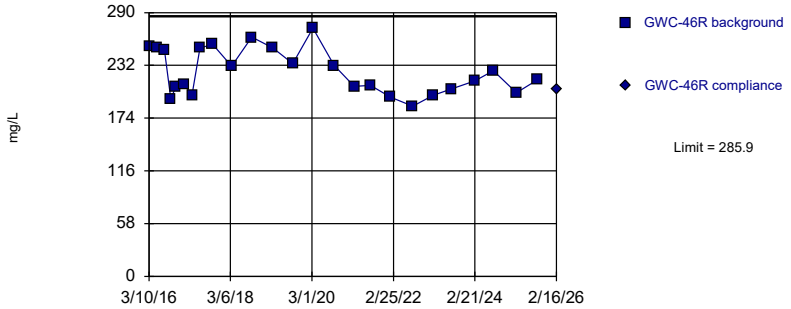

Background Data Summary: Mean=225, Std. Dev.=24.74, n=25. Normality test: Shapiro Wilk @alpha = 0.01, calculated = 0.9302, critical = 0.888. Kappa = 2.464 (c=7, w=26, 1 of 2, event alpha = 0.05132). Report alpha = 0.0002894.

Constituent: TDS Analysis Run 8/10/2026 4:38 PM View: Appendix III Intrawell

Plant Bowen Client: Southern Company Data: Bowen 1, 2, 9, & 10

Sanitas™ v.10.1.08 Software licensed to Groundwater Stats Consulting. UG

Within Limit

Prediction Limit

Intrawell Parametric

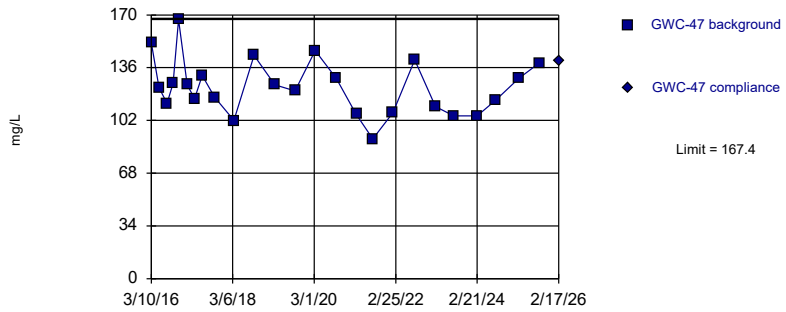

Background Data Summary: Mean=123.4, Std. Dev.=17.84, n=25. Normality test: Shapiro Wilk @alpha = 0.01, calculated = 0.9762, critical = 0.888. Kappa = 2.464 (c=7, w=26, 1 of 2, event alpha = 0.05132). Report alpha = 0.0002894.

Constituent: TDS Analysis Run 8/10/2026 4:38 PM View: Appendix III Intrawell

Plant Bowen Client: Southern Company Data: Bowen 1, 2, 9, & 10

Sanitas™ v.10.1.08 Software licensed to Groundwater Stats Consulting. UG

Within Limit

Prediction Limit

Intrawell Parametric

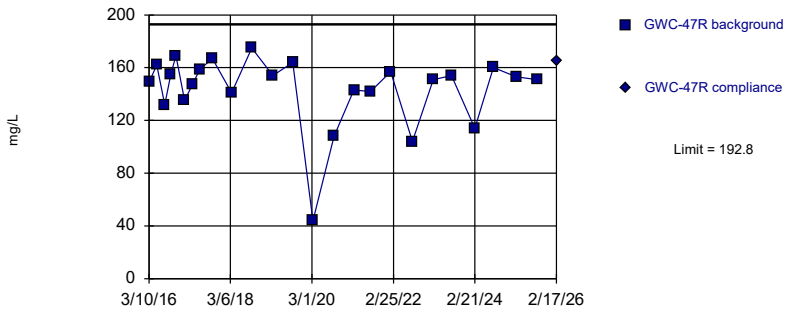

Background Data Summary (based on square transformation): Mean=21343, Std. Dev.=6418, n=25. Normality test: Shapiro Wilk @alpha = 0.01, calculated = 0.8938, critical = 0.888. Kappa = 2.464 (c=7, w=26, 1 of 2, event alpha = 0.05132). Report alpha = 0.0002894.

Constituent: TDS Analysis Run 8/10/2026 4:38 PM View: Appendix III Intrawell

Plant Bowen Client: Southern Company Data: Bowen 1, 2, 9, & 10

Sanitas™ v.10.1.08 Software licensed to Groundwater Stats Consulting. UG

Hollow symbols indicate censored values.

Within Limit

Prediction Limit

Intrawell Parametric

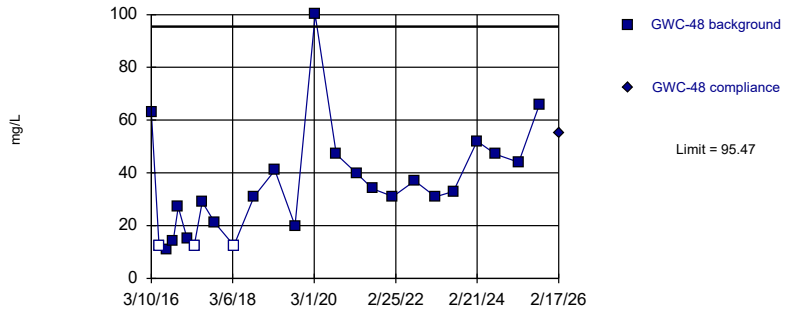

Background Data Summary (based on square root transformation): Mean=5.675, Std. Dev.=1.662, n=25, 12% NDs. Normality test: Shapiro Wilk @alpha = 0.01, calculated = 0.9497, critical = 0.888. Kappa = 2.464 (c=7, w=26, 1 of 2, event alpha = 0.05132). Report alpha = 0.0002894.

Constituent: TDS Analysis Run 8/10/2026 4:38 PM View: Appendix III Intrawell

Plant Bowen Client: Southern Company Data: Bowen 1, 2, 9, & 10

Sanitas™ v.10.1.08 Software licensed to Groundwater Stats Consulting. UG

Within Limit

Prediction Limit

Intrawell Parametric

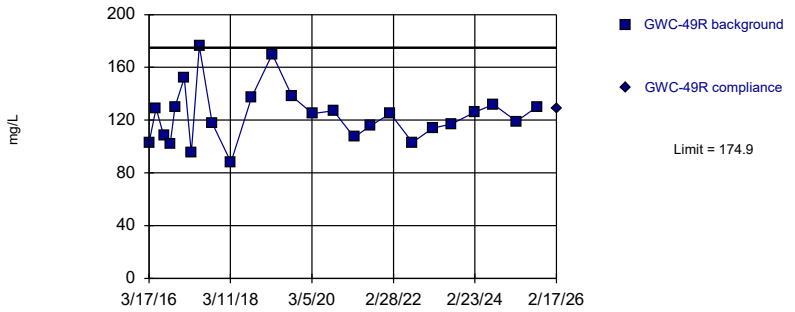

Background Data Summary: Mean=123.5, Std. Dev.=20.88, n=25. Normality test: Shapiro Wilk @alpha = 0.01, calculated = 0.9383, critical = 0.888. Kappa = 2.464 (c=7, w=26, 1 of 2, event alpha = 0.05132). Report alpha = 0.0002894.

Constituent: TDS Analysis Run 8/10/2026 4:38 PM View: Appendix III Intrawell

Plant Bowen Client: Southern Company Data: Bowen 1, 2, 9, & 10

Sanitas™ v.10.1.08 Software licensed to Groundwater Stats Consulting. UG
Hollow symbols indicate censored values.

Within Limit

Prediction Limit

Intrawell Non-parametric

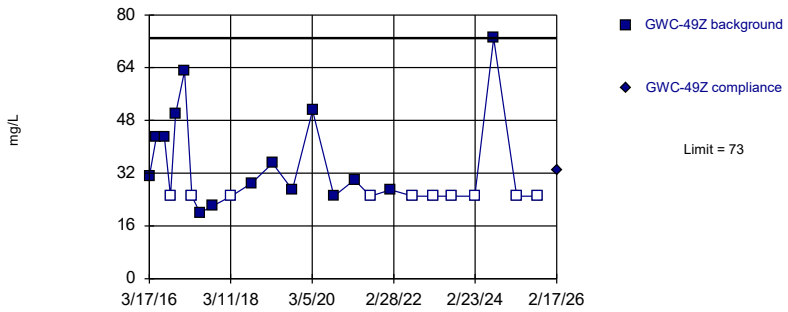

Non-parametric test used in lieu of parametric prediction limit because the Shapiro Wilk normality test showed the data to be non-normal at the 0.01 alpha level. Limit is highest of 25 background values. 40% NDs. Well-constituent pair annual alpha = 0.005656. Individual comparison alpha = 0.002832 (1 of 2).

Constituent: TDS Analysis Run 8/10/2026 4:38 PM View: Appendix III Intrawell

Plant Bowen Client: Southern Company Data: Bowen 1, 2, 9, & 10

Prediction Limit

Constituent: Boron (mg/L) Analysis Run 8/10/2026 4:40 PM View: Appendix III Intrawell

Plant Bowen Client: Southern Company Data: Bowen 1, 2, 9, & 10

	GWA-1	GWA-1
3/22/2016	<0.04	
5/19/2016	<0.04	
7/29/2016	0.0155 (J)	
9/23/2016	0.0065 (J)	
11/9/2016	0.0149 (J)	
1/30/2017	<0.04	
3/30/2017	0.0065 (J)	
6/9/2017	<0.04	
10/2/2017	<0.04	
3/16/2018	<0.04	
9/17/2018	0.0084 (J)	
3/20/2019	0.0042 (J)	
9/12/2019	<0.04	
3/11/2020	<0.04	
9/15/2020	0.01 (J)	
3/16/2021	<0.04	
8/9/2021	<0.04	
2/1/2022	<0.04	
8/16/2022	<0.04	
2/16/2023	<0.04	
7/27/2023	0.015 (J)	
2/22/2024	<0.04	
8/7/2024	<0.04	
2/27/2025	<0.04	
9/2/2025	<0.04	
2/18/2026		<0.04

ND substitution: RL or RL/2 if <15% NDs.

Prediction Limit

Constituent: Boron (mg/L) Analysis Run 8/10/2026 4:40 PM View: Appendix III Intrawell

Plant Bowen Client: Southern Company Data: Bowen 1, 2, 9, & 10

	GWA-2	GWA-2
3/23/2016	<0.04	
5/20/2016	<0.04	
7/29/2016	0.0103 (J)	
9/23/2016	0.0073 (J)	
11/9/2016	0.0106 (J)	
1/31/2017	<0.04	
3/30/2017	<0.04	
6/12/2017	<0.04	
10/2/2017	<0.04	
3/19/2018	0.013 (J)	
9/14/2018	<0.04	
3/20/2019	<0.04	
9/12/2019	<0.04	
3/11/2020	0.0068 (J)	
9/15/2020	0.0053 (J)	
3/17/2021	<0.04	
8/9/2021	<0.04	
2/1/2022	<0.04	
8/16/2022	<0.04	
2/16/2023	<0.04	
7/27/2023	<0.04	
2/22/2024	<0.04	
8/7/2024	<0.04	
2/27/2025	<0.04	
9/2/2025	<0.04	
2/18/2026		<0.04

ND substitution: RL or RL/2 if <15% NDs.

Prediction Limit

Constituent: Boron (mg/L) Analysis Run 8/10/2026 4:40 PM View: Appendix III Intrawell

Plant Bowen Client: Southern Company Data: Bowen 1, 2, 9, & 10

	GWA-2R	GWA-2R
3/23/2016	<0.04	
5/19/2016	<0.04	
7/29/2016	0.0061 (J)	
9/22/2016	<0.04	
11/10/2016	<0.04	
1/31/2017	<0.04	
4/3/2017	<0.04	
6/9/2017	<0.04	
10/2/2017	<0.04	
3/16/2018	0.0077 (J)	
9/14/2018	<0.04	
3/19/2019	0.014 (J)	
9/13/2019	0.012 (J)	
3/11/2020	0.017 (J)	
9/15/2020	0.0074 (J)	
3/16/2021	0.0061 (J)	
8/9/2021	0.012 (J)	
2/1/2022	<0.04	
8/16/2022	<0.04	
2/16/2023	0.017 (J)	
7/27/2023	0.015 (J)	
2/26/2024	0.018 (J)	
8/6/2024	<0.04	
2/27/2025	0.021 (J)	
9/2/2025	0.0085 (J)	
2/18/2026		<0.04

ND substitution: RL or RL/2 if <15% NDs.

Prediction Limit

Constituent: Boron (mg/L) Analysis Run 8/10/2026 4:40 PM View: Appendix III Intrawell

Plant Bowen Client: Southern Company Data: Bowen 1, 2, 9, & 10

	GWA-3A	GWA-3A
3/23/2016	<0.04	
5/23/2016	<0.04	
7/29/2016	0.0053 (J)	
9/22/2016	<0.04	
11/10/2016	<0.04	
1/31/2017	<0.04	
3/30/2017	<0.04	
6/12/2017	<0.04	
10/4/2017	<0.04	
3/19/2018	0.0057 (J)	
9/17/2018	<0.04	
3/20/2019	<0.04	
9/13/2019	<0.04	
3/11/2020	0.0071 (J)	
3/29/2021	<0.04	
8/9/2021	<0.04	
2/2/2022	<0.04	
8/16/2022	<0.04	
2/17/2023	<0.04	
8/1/2023	<0.04	
2/22/2024	<0.04	
8/8/2024	<0.04	
2/26/2025	<0.04	
9/2/2025	<0.04	
2/17/2026		<0.04

ND substitution: RL or RL/2 if <15% NDs.

Prediction Limit

Constituent: Boron (mg/L) Analysis Run 8/10/2026 4:40 PM View: Appendix III Intrawell

Plant Bowen Client: Southern Company Data: Bowen 1, 2, 9, & 10

	GWA-4RZ	GWA-4RZ
2/22/2017	0.022 (J)	
4/7/2017	0.0082 (J)	
6/14/2017	0.008 (J)	
7/12/2017	0.0082 (J)	
7/20/2017	0.0091 (J)	
7/28/2017	<0.04	
8/9/2017	0.0071 (J)	
8/24/2017	0.0062 (J)	
10/3/2017	0.006 (J)	
3/21/2018	0.0062 (J)	
9/18/2018	0.0096 (J)	
3/21/2019	0.0066 (J)	
9/13/2019	0.012 (J)	
3/12/2020	0.014 (J)	
9/17/2020	0.015 (J)	
3/16/2021	0.0092 (J)	
8/10/2021	0.01 (J)	
2/3/2022	<0.04	
8/17/2022	<0.04	
2/17/2023	<0.04	
7/28/2023	<0.04	
2/27/2024	<0.04	
8/8/2024	<0.04	
2/28/2025	0.0067 (J)	
9/3/2025	0.0065 (J)	
2/18/2026		<0.04

ND substitution: RL or RL/2 if <15% NDs.

Prediction Limit

Constituent: Boron (mg/L) Analysis Run 8/10/2026 4:40 PM View: Appendix III Intrawell

Plant Bowen Client: Southern Company Data: Bowen 1, 2, 9, & 10

	GWA-39RZ	GWA-39RZ
2/21/2017	0.0218 (J)	
3/27/2017	0.0262 (J)	
6/8/2017	0.0067 (J)	
7/17/2017	0.0165 (J)	
7/27/2017	0.0138 (J)	
8/9/2017	0.0069 (J)	
9/29/2017	0.0066 (J)	
3/16/2018	0.0067 (J)	
9/14/2018	0.0059 (J)	
3/14/2019	0.0059 (J)	
9/11/2019	0.0081 (J)	
3/9/2020	0.0065 (J)	
9/16/2020	0.015 (J)	
3/16/2021	<0.04	
8/6/2021	<0.04	
2/2/2022	<0.04	
8/16/2022	<0.04	
2/14/2023	<0.04	
7/25/2023	<0.04	
2/19/2024	<0.04	
8/1/2024	<0.04	
2/26/2025	<0.04	
8/28/2025	<0.04	
2/18/2026		<0.04

ND substitution: RL or RL/2 if <15% NDs.

Prediction Limit

Constituent: Boron (mg/L) Analysis Run 8/10/2026 4:40 PM View: Appendix III Intrawell

Plant Bowen Client: Southern Company Data: Bowen 1, 2, 9, & 10

	GWA-39Z	GWA-39Z
3/14/2016	<0.04	
5/11/2016	<0.04	
7/19/2016	0.0168 (J)	
9/15/2016	0.0067 (J)	
11/2/2016	<0.04	
1/18/2017	<0.04	
3/28/2017	<0.04	
6/7/2017	0.0154 (J)	
9/26/2017	<0.04	
3/14/2018	<0.04	
9/12/2018	<0.04	
3/15/2019	0.005 (J)	
9/9/2019	<0.04	
3/9/2020	<0.04	
9/10/2020	<0.04	
3/12/2021	0.011 (J)	
8/4/2021	<0.04	
1/31/2022	<0.04	
8/10/2022	<0.04	
2/13/2023	<0.04	
7/26/2023	0.012 (J)	
2/19/2024	<0.04	
8/1/2024	<0.04	
2/25/2025	<0.04	
8/28/2025	<0.04	
2/18/2026		<0.04

ND substitution: RL or RL/2 if <15% NDs.

Prediction Limit

Constituent: Boron (mg/L) Analysis Run 8/10/2026 4:40 PM View: Appendix III Intrawell

Plant Bowen Client: Southern Company Data: Bowen 1, 2, 9, & 10

	GWA-40	GWA-40
3/15/2016	<0.04	
5/11/2016	<0.04	
7/21/2016	<0.04	
9/15/2016	<0.04	
11/3/2016	0.0125 (J)	
1/17/2017	<0.04	
3/24/2017	<0.04	
5/24/2017	<0.04	
9/26/2017	0.0075 (J)	
3/14/2018	0.0093 (J)	
9/12/2018	<0.04	
3/13/2019	<0.04	
9/9/2019	<0.04	
3/9/2020	0.0074 (J)	
9/11/2020	<0.04	
3/10/2021	<0.04	
8/4/2021	<0.04	
1/31/2022	<0.04	
8/12/2022	<0.04	
2/13/2023	<0.04	
7/26/2023	0.0091 (J)	
2/19/2024	<0.04	
8/1/2024	<0.04	
2/25/2025	<0.04	
8/27/2025	<0.04	
2/16/2026		<0.04

ND substitution: RL or RL/2 if <15% NDs.

Prediction Limit

Constituent: Boron (mg/L) Analysis Run 8/10/2026 4:40 PM View: Appendix III Intrawell

Plant Bowen Client: Southern Company Data: Bowen 1, 2, 9, & 10

	GWA-41	GWA-41
3/15/2016	<0.04	
5/12/2016	<0.04	
7/20/2016	<0.04	
9/15/2016	<0.04	
11/3/2016	<0.04	
1/18/2017	<0.04	
3/24/2017	0.0154 (J)	
6/6/2017	<0.04	
9/25/2017	<0.04	
3/14/2018	0.011 (J)	
9/12/2018	<0.04	
3/14/2019	0.007 (J)	
9/10/2019	<0.04	
3/6/2020	0.013 (J)	
9/10/2020	<0.04	
3/11/2021	0.0075 (J)	
8/4/2021	<0.04	
1/31/2022	<0.04	
8/11/2022	<0.04	
2/13/2023	<0.04	
7/25/2023	0.012 (J)	
2/19/2024	<0.04	
8/1/2024	<0.04	
2/25/2025	0.0094 (J)	
8/28/2025	<0.04	
2/16/2026		<0.04

ND substitution: RL or RL/2 if <15% NDs.

Prediction Limit

Constituent: Boron (mg/L) Analysis Run 8/10/2026 4:40 PM View: Appendix III Intrawell

Plant Bowen Client: Southern Company Data: Bowen 1, 2, 9, & 10

	GWA-41R	GWA-41R
3/15/2016	<0.04	
5/13/2016	<0.04	
7/21/2016	0.01 (J)	
9/21/2016	0.0084 (J)	
11/3/2016	<0.04	
1/17/2017	<0.04	
3/27/2017	0.0173 (J)	
6/6/2017	0.0126 (J)	
9/25/2017	0.0141 (J)	
3/14/2018	0.014 (J)	
9/12/2018	0.013 (J)	
3/14/2019	0.015 (J)	
9/10/2019	0.015 (J)	
3/9/2020	0.021 (J)	
9/10/2020	0.016 (J)	
3/10/2021	0.0098 (J)	
8/4/2021	0.01 (J)	
1/31/2022	0.016 (J)	
8/11/2022	<0.04	
2/13/2023	0.017 (J)	
7/25/2023	0.011 (J)	
2/19/2024	0.012 (J)	
8/1/2024	<0.04	
2/25/2025	0.017 (J)	
8/27/2025	0.0095 (J)	
2/16/2026		0.012 (J)

ND substitution: RL or RL/2 if <15% NDs.

Prediction Limit

Constituent: Boron (mg/L) Analysis Run 8/10/2026 4:40 PM View: Appendix III Intrawell

Plant Bowen Client: Southern Company Data: Bowen 1, 2, 9, & 10

	GWA-42	GWA-42
3/11/2016	<0.04	
5/16/2016	<0.04	
7/22/2016	0.0076 (J)	
9/19/2016	<0.04	
11/3/2016	<0.04	
1/17/2017	<0.04	
3/27/2017	0.0101 (J)	
6/7/2017	0.012 (J)	
9/26/2017	<0.04	
3/14/2018	<0.04	
9/14/2018	<0.04	
3/14/2019	<0.04	
9/10/2019	<0.04	
3/6/2020	0.0068 (J)	
9/10/2020	<0.04	
3/11/2021	<0.04	
8/4/2021	<0.04	
1/31/2022	<0.04	
8/10/2022	<0.04	
2/13/2023	<0.04	
7/26/2023	<0.04	
2/20/2024	0.031 (J)	
8/1/2024	<0.04	
2/25/2025	<0.04	
8/28/2025	<0.04	
2/16/2026		<0.04

ND substitution: RL or RL/2 if <15% NDs.

Prediction Limit

Constituent: Boron (mg/L) Analysis Run 8/10/2026 4:40 PM View: Appendix III Intrawell

Plant Bowen Client: Southern Company Data: Bowen 1, 2, 9, & 10

	GWA-43	GWA-43
3/11/2016	<0.04	
5/13/2016	<0.04	
7/19/2016	0.0072 (J)	
9/16/2016	<0.04	
11/2/2016	<0.04	
1/18/2017	<0.04	
3/28/2017	<0.04	
6/6/2017	0.0339 (J)	
9/22/2017	<0.04	
3/14/2018	<0.04	
9/12/2018	<0.04	
3/13/2019	<0.04	
9/11/2019	0.0059 (J)	
3/9/2020	<0.04	
9/11/2020	<0.04	
3/11/2021	<0.04	
8/6/2021	<0.04	
1/31/2022	<0.04	
8/11/2022	<0.04	
2/14/2023	<0.04	
7/25/2023	<0.04	
2/20/2024	0.02 (J)	
8/2/2024	<0.04	
2/25/2025	<0.04	
8/28/2025	<0.04	
2/16/2026		<0.04

ND substitution: RL or RL/2 if <15% NDs.

Prediction Limit

Constituent: Boron (mg/L) Analysis Run 8/10/2026 4:40 PM View: Appendix III Intrawell

Plant Bowen Client: Southern Company Data: Bowen 1, 2, 9, & 10

	GWA-43R	GWA-43R
3/11/2016	<0.04	
5/13/2016	<0.04	
7/19/2016	0.0196 (J)	
9/16/2016	0.0246 (J)	
11/2/2016	0.0279 (J)	
1/18/2017	0.0336 (J)	
3/28/2017	0.0313 (J)	
6/6/2017	0.0257 (J)	
9/22/2017	0.0294 (J)	
3/15/2018	0.018 (J)	
9/12/2018	0.018 (J)	
3/13/2019	0.012 (J)	
9/11/2019	0.021 (J)	
3/9/2020	0.017 (J)	
9/14/2020	0.018 (J)	
3/11/2021	0.017 (J)	
8/5/2021	0.0098 (J)	
1/31/2022	0.011 (J)	
8/10/2022	0.01 (J)	
2/13/2023	<0.04	
7/25/2023	0.012 (J)	
2/20/2024	<0.04	
8/2/2024	0.015 (J)	
2/25/2025	0.011 (J)	
8/28/2025	0.0099 (J)	
2/16/2026		0.017 (J)

ND substitution: RL or RL/2 if <15% NDs.

Prediction Limit

Constituent: Boron (mg/L) Analysis Run 8/10/2026 4:40 PM View: Appendix III Intrawell

Plant Bowen Client: Southern Company Data: Bowen 1, 2, 9, & 10

	GWA-50	GWA-50
3/28/2016	<0.04	
5/23/2016	<0.04	
8/1/2016	0.0075 (J)	
9/26/2016	<0.04	
11/10/2016	0.0071 (J)	
1/30/2017	<0.04	
4/7/2017	0.008 (J)	
6/12/2017	<0.04	
10/2/2017	<0.04	
3/16/2018	<0.04	
9/17/2018	<0.04	
3/19/2019	<0.04	
9/13/2019	<0.04	
3/11/2020	0.0063 (J)	
9/16/2020	<0.04	
3/17/2021	<0.04	
8/9/2021	<0.04	
2/1/2022	<0.04	
8/16/2022	<0.04	
2/16/2023	<0.04	
7/28/2023	<0.04	
2/22/2024	<0.04	
8/8/2024	<0.04	
2/27/2025	<0.04	
9/2/2025	<0.04	
2/17/2026		<0.04

ND substitution: RL or RL/2 if <15% NDs.

Prediction Limit

Constituent: Boron (mg/L) Analysis Run 8/10/2026 4:40 PM View: Appendix III Intrawell

Plant Bowen Client: Southern Company Data: Bowen 1, 2, 9, & 10

	GWA-50R	GWA-50R
3/28/2016	<0.04	
5/25/2016	<0.04	
8/1/2016	0.0056 (J)	
9/26/2016	<0.04	
11/11/2016	0.0193 (J)	
1/30/2017	<0.04	
4/3/2017	<0.04	
6/12/2017	<0.04	
10/2/2017	<0.04	
3/16/2018	<0.04	
9/18/2018	<0.04	
3/19/2019	<0.04	
9/12/2019	<0.04	
3/11/2020	0.007 (J)	
9/15/2020	<0.04	
3/17/2021	<0.04	
8/9/2021	<0.04	
2/2/2022	<0.04	
8/17/2022	<0.04	
2/16/2023	<0.04	
7/28/2023	<0.04	
2/22/2024	<0.04	
8/8/2024	<0.04	
2/28/2025	<0.04	
9/2/2025	<0.04	
2/17/2026		<0.04

ND substitution: RL or RL/2 if <15% NDs.

Prediction Limit

Constituent: Boron (mg/L) Analysis Run 8/10/2026 4:40 PM View: Appendix III Intrawell

Plant Bowen Client: Southern Company Data: Bowen 1, 2, 9, & 10

	GWC-5	GWC-5
3/28/2016	<0.04	
5/25/2016	<0.04	
8/1/2016	0.0171 (J)	
9/27/2016	<0.04	
11/11/2016	0.0083 (J)	
1/31/2017	<0.04	
4/3/2017	<0.04	
6/12/2017	<0.04	
10/3/2017	<0.04	
3/19/2018	0.0041 (J)	
9/17/2018	<0.04	
3/20/2019	<0.04	
9/16/2019	0.0051 (J)	
3/16/2020	<0.04	
9/16/2020	<0.04	
3/17/2021	<0.04	
8/9/2021	<0.04	
2/2/2022	<0.04	
8/16/2022	<0.04	
2/20/2023	<0.04	
7/28/2023	<0.04	
2/26/2024	<0.04	
8/8/2024	<0.04	
2/27/2025	<0.04	
9/3/2025	<0.04	
2/19/2026		<0.04

ND substitution: RL or RL/2 if <15% NDs.

Prediction Limit

Constituent: Boron (mg/L) Analysis Run 8/10/2026 4:40 PM View: Appendix III Intrawell

Plant Bowen Client: Southern Company Data: Bowen 1, 2, 9, & 10

	GWC-6	GWC-6
3/29/2016	<0.04	
5/24/2016	<0.04	
8/1/2016	<0.04	
9/26/2016	<0.04	
11/18/2016	<0.04	
2/1/2017	<0.04	
4/6/2017	<0.04	
6/13/2017	<0.04	
10/3/2017	<0.04	
3/19/2018	<0.04	
9/17/2018	<0.04	
3/21/2019	<0.04	
9/16/2019	<0.04	
3/12/2020	0.0061 (J)	
9/16/2020	<0.04	
3/17/2021	<0.04	
8/10/2021	<0.04	
2/2/2022	<0.04	
8/17/2022	<0.04	
2/17/2023	<0.04	
7/31/2023	<0.04	
2/26/2024	<0.04	
8/8/2024	<0.04	
2/27/2025	<0.04	
9/3/2025	<0.04	
2/20/2026		<0.04

ND substitution: RL or RL/2 if <15% NDs.

Prediction Limit

Constituent: Boron (mg/L) Analysis Run 8/10/2026 4:40 PM View: Appendix III Intrawell

Plant Bowen Client: Southern Company Data: Bowen 1, 2, 9, & 10

	GWC-6RZ	GWC-6RZ
3/29/2016	<0.04	
5/24/2016	<0.04	
8/1/2016	<0.04	
9/26/2016	<0.04	
11/14/2016	<0.04	
2/1/2017	<0.04	
4/6/2017	<0.04	
6/13/2017	<0.04	
10/3/2017	<0.04	
3/20/2018	0.0073 (J)	
9/17/2018	0.0046 (J)	
3/21/2019	<0.04	
9/16/2019	<0.04	
3/12/2020	0.0052 (J)	
9/16/2020	<0.04	
3/17/2021	<0.04	
8/10/2021	<0.04	
2/2/2022	<0.04	
8/17/2022	<0.04	
2/17/2023	<0.04	
7/28/2023	<0.04	
2/26/2024	<0.04	
8/8/2024	<0.04	
2/27/2025	<0.04	
9/2/2025	<0.04	
2/20/2026		<0.04

ND substitution: RL or RL/2 if <15% NDs.

Prediction Limit

Constituent: Boron (mg/L) Analysis Run 8/10/2026 4:40 PM View: Appendix III Intrawell

Plant Bowen Client: Southern Company Data: Bowen 1, 2, 9, & 10

	GWC-7Z	GWC-7Z
5/31/2016	<0.04	
8/2/2016	0.0093 (J)	
9/27/2016	0.0073 (J)	
11/21/2016	0.008 (J)	
2/1/2017	<0.04	
4/6/2017	<0.04	
6/13/2017	<0.04	
7/14/2017	0.007 (J)	
10/3/2017	<0.04	
3/20/2018	0.0064 (J)	
9/18/2018	0.0045 (J)	
3/21/2019	<0.04	
9/13/2019	0.0065 (J)	
3/12/2020	0.0057 (J)	
9/16/2020	0.0052 (J)	
3/17/2021	<0.04	
8/10/2021	<0.04	
2/2/2022	<0.04	
8/17/2022	0.011 (J)	
2/20/2023	<0.04	
7/31/2023	<0.04	
2/26/2024	<0.04	
8/8/2024	<0.04	
2/27/2025	<0.04	
9/3/2025	<0.04	
2/19/2026		<0.04

ND substitution: RL or RL/2 if <15% NDs.

Prediction Limit

Constituent: Boron (mg/L) Analysis Run 8/10/2026 4:40 PM View: Appendix III Intrawell

Plant Bowen Client: Southern Company Data: Bowen 1, 2, 9, & 10

	GWC-8RR	GWC-8RR
3/30/2016	<0.04	
5/24/2016	<0.04	
8/2/2016	0.0052 (J)	
9/27/2016	<0.04	
11/22/2016	0.0115 (J)	
2/6/2017	<0.04	
4/6/2017	<0.04	
6/14/2017	<0.04	
10/4/2017	<0.04	
3/21/2018	<0.04	
9/18/2018	<0.04	
3/27/2019	0.0078 (J)	
9/16/2019	<0.04	
3/12/2020	<0.04	
9/17/2020	<0.04	
3/17/2021	<0.04	
8/10/2021	<0.04	
2/2/2022	<0.04	
8/17/2022	<0.04	
2/21/2023	<0.04	
7/31/2023	<0.04	
2/27/2024	<0.04	
8/12/2024	<0.04	
3/4/2025	<0.04	
9/3/2025	<0.04	
2/19/2026		<0.04

ND substitution: RL or RL/2 if <15% NDs.

Prediction Limit

Constituent: Boron (mg/L) Analysis Run 8/10/2026 4:40 PM View: Appendix III Intrawell

Plant Bowen Client: Southern Company Data: Bowen 1, 2, 9, & 10

	GWC-8Z	GWC-8Z
3/22/2016	<0.04	
5/25/2016	<0.04	
8/2/2016	0.0052 (J)	
9/26/2016	<0.04	
11/21/2016	<0.04	
2/3/2017	<0.04	
4/7/2017	<0.04	
6/13/2017	<0.04	
10/3/2017	<0.04	
3/20/2018	<0.04	
9/18/2018	<0.04	
5/6/2019	0.0065 (J)	
9/16/2019	<0.04	
3/16/2020	<0.04	
9/17/2020	<0.04	
3/18/2021	<0.04	
8/10/2021	<0.04	
2/2/2022	<0.04	
8/17/2022	0.012 (J)	
2/20/2023	<0.04	
7/31/2023	<0.04	
2/26/2024	<0.04	
8/12/2024	<0.04	
2/28/2025	<0.04	
9/3/2025	<0.04	
2/19/2026		<0.04

ND substitution: RL or RL/2 if <15% NDs.

Prediction Limit

Constituent: Boron (mg/L) Analysis Run 8/10/2026 4:40 PM View: Appendix III Intrawell

Plant Bowen Client: Southern Company Data: Bowen 1, 2, 9, & 10

	GWC-9	GWC-9
3/30/2016	<0.04	
5/26/2016	<0.04	
8/5/2016	<0.04	
9/28/2016	<0.04	
11/21/2016	<0.04	
2/6/2017	<0.04	
4/6/2017	<0.04	
6/13/2017	<0.04	
10/3/2017	<0.04	
3/20/2018	0.0096 (J)	
9/18/2018	<0.04	
3/21/2019	0.006 (J)	
9/16/2019	<0.04	
3/12/2020	0.0058 (J)	
9/17/2020	<0.04	
3/18/2021	<0.04	
8/10/2021	<0.04	
2/2/2022	<0.04	
8/17/2022	<0.04	
2/21/2023	<0.04	
7/31/2023	<0.04	
2/27/2024	<0.04	
8/12/2024	<0.04	
2/28/2025	0.0069 (J)	
9/3/2025	<0.04	
2/18/2026		<0.04

ND substitution: RL or RL/2 if <15% NDs.

Prediction Limit

Constituent: Boron (mg/L) Analysis Run 8/10/2026 4:40 PM View: Appendix III Intrawell

Plant Bowen Client: Southern Company Data: Bowen 1, 2, 9, & 10

	GWC-10	GWC-10
3/31/2016	<0.04	
5/26/2016	<0.04	
8/5/2016	<0.04	
9/28/2016	<0.04	
11/22/2016	<0.04	
2/7/2017	<0.04	
4/10/2017	<0.04	
6/14/2017	<0.04	
10/4/2017	<0.04	
3/20/2018	0.004 (J)	
9/18/2018	<0.04	
3/22/2019	<0.04	
9/17/2019	<0.04	
3/12/2020	<0.04	
9/17/2020	<0.04	
3/18/2021	<0.04	
8/10/2021	<0.04	
2/4/2022	<0.04	
8/17/2022	<0.04	
2/20/2023	<0.04	
7/31/2023	<0.04	
2/27/2024	<0.04	
8/12/2024	<0.04	
2/28/2025	<0.04	
9/3/2025	<0.04	
2/19/2026		<0.04

ND substitution: RL or RL/2 if <15% NDs.

Prediction Limit

Constituent: Boron (mg/L) Analysis Run 8/10/2026 4:40 PM View: Appendix III Intrawell

Plant Bowen Client: Southern Company Data: Bowen 1, 2, 9, & 10

	GWC-10R	GWC-10R
3/31/2016	<0.04	
5/26/2016	<0.04	
8/3/2016	0.0096 (J)	
9/28/2016	0.0169 (J)	
11/22/2016	0.0067 (J)	
2/7/2017	<0.04	
4/10/2017	<0.04	
6/14/2017	<0.04	
10/4/2017	<0.04	
3/21/2018	<0.04	
9/18/2018	<0.04	
3/22/2019	<0.04	
9/17/2019	<0.04	
3/12/2020	0.005 (J)	
9/17/2020	<0.04	
3/18/2021	<0.04	
8/11/2021	<0.04	
2/4/2022	<0.04	
8/18/2022	<0.04	
2/20/2023	<0.04	
7/31/2023	<0.04	
2/27/2024	<0.04	
8/12/2024	<0.04	
3/3/2025	<0.04	
9/3/2025	<0.04	
2/19/2026		<0.04

ND substitution: RL or RL/2 if <15% NDs.

Prediction Limit

Constituent: Boron (mg/L) Analysis Run 8/10/2026 4:40 PM View: Appendix III Intrawell

Plant Bowen Client: Southern Company Data: Bowen 1, 2, 9, & 10

	GWC-11	GWC-11
4/4/2016	<0.04	
5/26/2016	<0.04	
8/3/2016	0.006 (J)	
9/28/2016	<0.04	
11/22/2016	<0.04	
2/8/2017	0.0085 (J)	
4/10/2017	<0.04	
6/15/2017	<0.04	
10/4/2017	<0.04	
3/21/2018	<0.04	
9/18/2018	<0.04	
3/23/2019	<0.04	
9/17/2019	<0.04	
3/12/2020	<0.04	
9/21/2020	<0.04	
3/19/2021	<0.04	
8/11/2021	<0.04	
2/4/2022	<0.04	
8/18/2022	<0.04	
2/20/2023	<0.04	
8/1/2023	<0.04	
2/28/2024	<0.04	
8/13/2024	<0.04	
3/4/2025	<0.04	
9/3/2025	<0.04	
2/19/2026		<0.04

ND substitution: RL or RL/2 if <15% NDs.

Prediction Limit

Constituent: Boron (mg/L) Analysis Run 8/10/2026 4:40 PM View: Appendix III Intrawell

Plant Bowen Client: Southern Company Data: Bowen 1, 2, 9, & 10

	GWC-11R	GWC-11R
4/4/2016	<0.04	
5/26/2016	<0.04	
8/4/2016	0.0051 (J)	
9/28/2016	<0.04	
11/22/2016	0.0072 (J)	
2/8/2017	0.0069 (J)	
4/10/2017	<0.04	
6/15/2017	<0.04	
10/4/2017	0.0065 (J)	
3/22/2018	<0.04	
9/18/2018	<0.04	
3/23/2019	<0.04	
9/17/2019	<0.04	
3/12/2020	0.0058 (J)	
9/21/2020	<0.04	
3/19/2021	<0.04	
8/11/2021	<0.04	
2/4/2022	<0.04	
8/18/2022	<0.04	
2/20/2023	<0.04	
8/1/2023	<0.04	
2/28/2024	<0.04	
8/12/2024	<0.04	
3/3/2025	<0.04	
9/3/2025	<0.04	
2/20/2026		<0.04

ND substitution: RL or RL/2 if <15% NDs.

Prediction Limit

Constituent: Boron (mg/L) Analysis Run 8/10/2026 4:40 PM View: Appendix III Intrawell

Plant Bowen Client: Southern Company Data: Bowen 1, 2, 9, & 10

	GWC-12	GWC-12
4/4/2016	<0.04	
5/27/2016	<0.04	
8/3/2016	<0.04	
9/30/2016	<0.04	
11/22/2016	<0.04	
2/13/2017	<0.04	
4/11/2017	<0.04	
6/14/2017	<0.04	
10/4/2017	<0.04	
3/22/2018	<0.04	
9/18/2018	<0.04	
3/23/2019	<0.04	
9/17/2019	<0.04	
3/12/2020	<0.04	
9/21/2020	<0.04	
3/19/2021	<0.04	
8/11/2021	<0.04	
2/2/2022	<0.04	
8/18/2022	<0.04	
2/21/2023	<0.04	
8/1/2023	<0.04	
2/27/2024	<0.04	
8/12/2024	<0.04	
3/4/2025	<0.04	
9/3/2025	<0.04	
2/18/2026		<0.04

ND substitution: RL or RL/2 if <15% NDs.

Prediction Limit

Constituent: Boron (mg/L) Analysis Run 8/10/2026 4:40 PM View: Appendix III Intrawell

Plant Bowen Client: Southern Company Data: Bowen 1, 2, 9, & 10

	GWC-13	GWC-13
4/4/2016	<0.04	
5/31/2016	<0.04	
8/4/2016	0.0097 (J)	
9/29/2016	0.0192 (J)	
11/28/2016	0.0124 (J)	
2/9/2017	0.0157 (J)	
4/12/2017	0.0183 (J)	
6/16/2017	0.0269 (J)	
10/9/2017	0.0383 (J)	
3/21/2018	0.021 (J)	
9/19/2018	0.026 (J)	
3/23/2019	0.012 (J)	
9/18/2019	0.017 (J)	
3/13/2020	0.014 (J)	
9/22/2020	0.0087 (J)	
3/18/2021	0.0091 (J)	
8/11/2021	<0.04	
2/17/2022	0.015 (J)	
8/18/2022	<0.04	
2/22/2023	<0.04	
8/1/2023	0.012 (J)	
2/27/2024	<0.04	
8/12/2024	0.024 (J)	
3/3/2025	0.012 (J)	
9/3/2025	0.02 (J)	
2/19/2026		0.026 (J)

ND substitution: RL or RL/2 if <15% NDs.

Prediction Limit

Constituent: Boron (mg/L) Analysis Run 8/10/2026 4:40 PM View: Appendix III Intrawell

Plant Bowen Client: Southern Company Data: Bowen 1, 2, 9, & 10

	GWC-13RZ	GWC-13RZ
4/4/2016	<0.04	
6/1/2016	<0.04	
2/22/2017	0.02 (J)	
4/11/2017	<0.04	
6/16/2017	0.0163 (J)	
7/12/2017	0.0117 (J)	
7/28/2017	0.0071 (J)	
8/10/2017	0.0093 (J)	
10/6/2017	0.0148 (J)	
3/23/2018	0.017 (J)	
9/20/2018	0.016 (J)	
3/22/2019	0.013 (J)	
9/19/2019	0.014 (J)	
3/17/2020	0.017 (J)	
9/22/2020	0.01 (J)	
3/19/2021	0.014 (J)	
8/12/2021	0.014 (J)	
2/4/2022	0.017 (J)	
8/19/2022	0.015 (J)	
2/22/2023	0.013 (J)	
8/2/2023	0.012 (J)	
2/28/2024	0.015 (J)	
8/13/2024	<0.04	
3/4/2025	0.017 (J)	
9/4/2025	0.016 (J)	
2/20/2026		0.018 (J)

ND substitution: RL or RL/2 if <15% NDs.

Prediction Limit

Constituent: Boron (mg/L) Analysis Run 8/10/2026 4:40 PM View: Appendix III Intrawell

Plant Bowen Client: Southern Company Data: Bowen 1, 2, 9, & 10

	GWC-14Z	GWC-14Z
4/5/2016	<0.04	
6/1/2016	<0.04	
8/9/2016	0.0996 (JO)	
11/28/2016	0.0072 (J)	
2/9/2017	<0.04	
4/11/2017	<0.04	
6/14/2017	<0.04	
7/12/2017	<0.04	
10/5/2017	0.0068 (J)	
3/22/2018	<0.04	
9/19/2018	<0.04	
3/22/2019	<0.04	
9/17/2019	<0.04	
3/13/2020	0.0081 (J)	
9/21/2020	<0.04	
3/18/2021	<0.04	
8/11/2021	<0.04	
2/4/2022	<0.04	
8/18/2022	<0.04	
2/22/2023	<0.04	
8/1/2023	<0.04	
2/28/2024	<0.04	
8/13/2024	<0.04	
3/3/2025	<0.04	
9/4/2025	<0.04	
2/24/2026		<0.04

ND substitution: RL or RL/2 if <15% NDs.

Prediction Limit

Constituent: Boron (mg/L) Analysis Run 8/10/2026 4:40 PM View: Appendix III Intrawell

Plant Bowen Client: Southern Company Data: Bowen 1, 2, 9, & 10

	GWC-15R	GWC-15R
4/5/2016	<0.04	
5/31/2016	<0.04	
8/4/2016	<0.04	
9/29/2016	0.0106 (J)	
11/23/2016	0.0099 (J)	
2/10/2017	<0.04	
4/12/2017	0.009 (J)	
6/15/2017	<0.04	
10/6/2017	<0.04	
3/23/2018	0.0053 (J)	
9/19/2018	0.0049 (J)	
3/25/2019	<0.04	
9/17/2019	<0.04	
3/13/2020	0.0064 (J)	
9/21/2020	0.0075 (J)	
3/18/2021	<0.04	
8/11/2021	<0.04	
2/4/2022	<0.04	
8/19/2022	<0.04	
2/22/2023	<0.04	
8/2/2023	<0.04	
2/28/2024	<0.04	
8/13/2024	<0.04	
3/3/2025	<0.04	
9/4/2025	<0.04	
2/24/2026		<0.04

ND substitution: RL or RL/2 if <15% NDs.

Prediction Limit

Constituent: Boron (mg/L) Analysis Run 8/10/2026 4:40 PM View: Appendix III Intrawell

Plant Bowen Client: Southern Company Data: Bowen 1, 2, 9, & 10

	GWC-15Z	GWC-15Z
4/5/2016	<0.04	
5/31/2016	<0.04	
11/23/2016	0.0076 (J)	
2/10/2017	<0.04	
4/11/2017	<0.04	
6/15/2017	<0.04	
7/12/2017	<0.04	
7/26/2017	<0.04	
10/6/2017	0.0071 (J)	
3/23/2018	0.0092 (J)	
9/19/2018	0.0046 (J)	
3/22/2019	<0.04	
9/17/2019	<0.04	
3/13/2020	0.0054 (J)	
9/21/2020	<0.04	
3/18/2021	<0.04	
8/11/2021	<0.04	
2/7/2022	<0.04	
8/19/2022	<0.04	
2/22/2023	<0.04	
8/1/2023	<0.04	
2/28/2024	<0.04	
8/13/2024	<0.04	
3/3/2025	<0.04	
9/4/2025	<0.04	
2/24/2026		<0.04

ND substitution: RL or RL/2 if <15% NDs.

Prediction Limit

Constituent: Boron (mg/L) Analysis Run 8/10/2026 4:40 PM View: Appendix III Intrawell

Plant Bowen Client: Southern Company Data: Bowen 1, 2, 9, & 10

	GWC-44	GWC-44
3/16/2016	<0.04	
5/16/2016	<0.04	
7/25/2016	<0.04	
9/19/2016	<0.04	
11/3/2016	<0.04	
1/19/2017	<0.04	
3/28/2017	0.0113 (J)	
6/5/2017	0.0157 (J)	
9/26/2017	0.0084 (J)	
3/15/2018	0.014 (J)	
9/12/2018	0.0051 (J)	
3/14/2019	0.018 (J)	
9/11/2019	0.0088 (J)	
3/10/2020	0.019 (J)	
9/15/2020	0.0089 (J)	
3/11/2021	0.016 (J)	
8/4/2021	0.016 (J)	
1/31/2022	0.015 (J)	
8/15/2022	0.011 (J)	
2/14/2023	0.014 (J)	
7/26/2023	<0.04	
2/20/2024	<0.04	
8/6/2024	<0.04	
2/26/2025	0.0098 (J)	
8/28/2025	<0.04	
2/16/2026		<0.04

ND substitution: RL or RL/2 if <15% NDs.

Prediction Limit

Constituent: Boron (mg/L) Analysis Run 8/10/2026 4:40 PM View: Appendix III Intrawell

Plant Bowen Client: Southern Company Data: Bowen 1, 2, 9, & 10

	GWC-45	GWC-45
3/16/2016	<0.04	
5/16/2016	<0.04	
7/25/2016	<0.04	
9/19/2016	<0.04	
11/4/2016	<0.04	
1/23/2017	0.0086 (J)	
3/29/2017	<0.04	
6/7/2017	0.0154 (J)	
9/27/2017	<0.04	
3/15/2018	0.0077 (J)	
9/13/2018	<0.04	
3/14/2019	<0.04	
9/11/2019	<0.04	
3/10/2020	<0.04	
9/11/2020	<0.04	
3/11/2021	<0.04	
8/6/2021	<0.04	
2/1/2022	0.019 (J)	
8/12/2022	<0.04	
2/15/2023	<0.04	
7/26/2023	<0.04	
2/20/2024	<0.04	
8/5/2024	<0.04	
2/26/2025	<0.04	
9/2/2025	<0.04	
2/17/2026		<0.04

ND substitution: RL or RL/2 if <15% NDs.

Prediction Limit

Constituent: Boron (mg/L) Analysis Run 8/10/2026 4:40 PM View: Appendix III Intrawell

Plant Bowen Client: Southern Company Data: Bowen 1, 2, 9, & 10

	GWC-45R	GWC-45R
3/16/2016	<0.04	
5/16/2016	<0.04	
7/25/2016	0.0054 (J)	
9/19/2016	<0.04	
11/3/2016	<0.04	
1/20/2017	<0.04	
3/29/2017	<0.04	
6/7/2017	0.0153 (J)	
9/27/2017	<0.04	
3/15/2018	0.0063 (J)	
9/13/2018	<0.04	
3/14/2019	0.006 (J)	
9/11/2019	<0.04	
3/10/2020	0.009 (J)	
9/11/2020	0.0056 (J)	
3/11/2021	0.006 (J)	
8/6/2021	<0.04	
2/1/2022	0.022 (J)	
8/12/2022	<0.04	
2/15/2023	0.012 (J)	
7/26/2023	0.0088 (J)	
2/20/2024	<0.04	
8/5/2024	<0.04	
2/26/2025	0.0069 (J)	
9/2/2025	0.0071 (J)	
2/17/2026		0.0084 (J)

ND substitution: RL or RL/2 if <15% NDs.

Prediction Limit

Constituent: Boron (mg/L) Analysis Run 8/10/2026 4:40 PM View: Appendix III Intrawell

Plant Bowen Client: Southern Company Data: Bowen 1, 2, 9, & 10

	GWC-46R	GWC-46R
3/10/2016	<0.04	
5/17/2016	<0.04	
7/26/2016	0.0047 (J)	
9/20/2016	0.0254 (J)	
11/4/2016	<0.04	
1/20/2017	<0.04	
3/28/2017	<0.04	
6/7/2017	0.0259 (J)	
9/29/2017	<0.04	
3/15/2018	0.0042 (J)	
9/13/2018	<0.04	
3/18/2019	0.022 (J)	
9/11/2019	<0.04	
3/10/2020	<0.04	
9/14/2020	<0.04	
3/11/2021	<0.04	
8/5/2021	<0.04	
1/31/2022	<0.04	
8/15/2022	<0.04	
2/14/2023	<0.04	
7/26/2023	<0.04	
2/21/2024	<0.04	
8/5/2024	<0.04	
2/26/2025	<0.04	
8/29/2025	<0.04	
9/24/2025	<0.04	
2/16/2026		<0.04

ND substitution: RL or RL/2 if <15% NDs.

Prediction Limit

Constituent: Boron (mg/L) Analysis Run 8/10/2026 4:40 PM View: Appendix III Intrawell

Plant Bowen Client: Southern Company Data: Bowen 1, 2, 9, & 10

	GWC-47	GWC-47
3/10/2016	<0.04	
5/18/2016	<0.04	
7/27/2016	0.0061 (J)	
9/20/2016	0.0133 (J)	
11/7/2016	0.0079 (J)	
1/23/2017	<0.04	
3/29/2017	<0.04	
6/8/2017	<0.04	
9/27/2017	<0.04	
3/15/2018	<0.04	
9/13/2018	<0.04	
3/15/2019	<0.04	
9/12/2019	<0.04	
3/9/2020	<0.04	
9/14/2020	<0.04	
3/11/2021	<0.04	
8/5/2021	<0.04	
2/1/2022	0.011 (J)	
8/15/2022	<0.04	
2/15/2023	<0.04	
7/27/2023	0.012 (J)	
2/21/2024	<0.04	
8/5/2024	<0.04	
2/26/2025	<0.04	
8/28/2025	<0.04	
2/17/2026		<0.04

ND substitution: RL or RL/2 if <15% NDs.

Prediction Limit

Constituent: Boron (mg/L) Analysis Run 8/10/2026 4:40 PM View: Appendix III Intrawell

Plant Bowen Client: Southern Company Data: Bowen 1, 2, 9, & 10

	GWC-47R	GWC-47R
3/10/2016	<0.04	
5/18/2016	<0.04	
7/27/2016	<0.04	
9/20/2016	0.0109 (J)	
11/4/2016	<0.04	
1/20/2017	<0.04	
3/29/2017	<0.04	
6/8/2017	<0.04	
9/27/2017	<0.04	
3/16/2018	<0.04	
9/13/2018	<0.04	
3/19/2019	<0.04	
9/11/2019	0.0054 (J)	
3/9/2020	0.0051 (J)	
9/15/2020	<0.04	
3/11/2021	<0.04	
8/5/2021	<0.04	
2/1/2022	0.01 (J)	
8/15/2022	<0.04	
2/15/2023	<0.04	
7/27/2023	0.019 (J)	
2/21/2024	<0.04	
8/5/2024	<0.04	
2/26/2025	<0.04	
9/2/2025	<0.04	
2/17/2026		<0.04

ND substitution: RL or RL/2 if <15% NDs.

Prediction Limit

Constituent: Boron (mg/L) Analysis Run 8/10/2026 4:40 PM View: Appendix III Intrawell

Plant Bowen Client: Southern Company Data: Bowen 1, 2, 9, & 10

	GWC-48	GWC-48
3/10/2016	<0.04	
5/17/2016	<0.04	
7/27/2016	0.0058 (J)	
9/20/2016	0.0078 (J)	
11/4/2016	<0.04	
1/23/2017	<0.04	
3/28/2017	<0.04	
6/8/2017	<0.04	
9/29/2017	<0.04	
3/15/2018	<0.04	
9/13/2018	<0.04	
3/15/2019	<0.04	
9/11/2019	<0.04	
3/9/2020	<0.04	
9/14/2020	<0.04	
3/11/2021	<0.04	
8/4/2021	<0.04	
1/31/2022	<0.04	
8/15/2022	<0.04	
2/15/2023	<0.04	
7/26/2023	<0.04	
2/21/2024	<0.04	
8/5/2024	<0.04	
2/26/2025	<0.04	
8/29/2025	<0.04	
2/17/2026		<0.04

ND substitution: RL or RL/2 if <15% NDs.

Prediction Limit

Constituent: Boron (mg/L) Analysis Run 8/10/2026 4:40 PM View: Appendix III Intrawell

Plant Bowen Client: Southern Company Data: Bowen 1, 2, 9, & 10

	GWC-49R	GWC-49R
3/17/2016	<0.04	
5/18/2016	<0.04	
7/27/2016	0.0108 (J)	
9/21/2016	0.0139 (J)	
11/4/2016	<0.04	
1/24/2017	<0.04	
3/29/2017	<0.04	
6/8/2017	<0.04	
9/29/2017	<0.04	
3/15/2018	<0.04	
9/13/2018	<0.04	
3/18/2019	0.0099 (J)	
9/11/2019	<0.04	
3/11/2020	<0.04	
9/11/2020	0.0057 (J)	
3/15/2021	0.01 (J)	
8/11/2021	<0.04	
2/1/2022	<0.04	
8/15/2022	<0.04	
2/14/2023	<0.04	
7/27/2023	<0.04	
2/21/2024	<0.04	
8/6/2024	<0.04	
2/26/2025	<0.04	
8/29/2025	<0.04	
2/17/2026		<0.04

ND substitution: RL or RL/2 if <15% NDs.

Prediction Limit

Constituent: Boron (mg/L) Analysis Run 8/10/2026 4:40 PM View: Appendix III Intrawell

Plant Bowen Client: Southern Company Data: Bowen 1, 2, 9, & 10

	GWC-49Z	GWC-49Z
3/17/2016	<0.04	
5/18/2016	<0.04	
7/28/2016	0.007 (J)	
9/21/2016	0.0077 (J)	
11/7/2016	0.0138 (J)	
1/24/2017	<0.04	
3/30/2017	0.0077 (J)	
6/9/2017	<0.04	
9/29/2017	<0.04	
3/15/2018	0.0052 (J)	
9/14/2018	<0.04	
3/19/2019	0.0043 (J)	
9/11/2019	<0.04	
3/9/2020	0.0055 (J)	
9/14/2020	<0.04	
3/15/2021	0.0066 (J)	
8/5/2021	<0.04	
2/1/2022	0.0087 (J)	
8/15/2022	<0.04	
2/14/2023	<0.04	
7/27/2023	<0.04	
2/21/2024	<0.04	
8/6/2024	<0.04	
2/26/2025	<0.04	
8/29/2025	<0.04	
2/17/2026		<0.04

ND substitution: RL or RL/2 if <15% NDs.

Prediction Limit

Constituent: Calcium (mg/L) Analysis Run 8/10/2026 4:40 PM View: Appendix III Intrawell

Plant Bowen Client: Southern Company Data: Bowen 1, 2, 9, & 10

	GWA-1	GWA-1
3/22/2016	32.6	
5/19/2016	33.4	
7/29/2016	26	
9/23/2016	28.8	
11/9/2016	27.9	
1/30/2017	29.2	
3/30/2017	30	
6/9/2017	30.9	
10/2/2017	31.5	
3/16/2018	28.5	
9/17/2018	30.8	
3/20/2019	30.1	
9/12/2019	31.9	
3/11/2020	31.8	
9/15/2020	30.8	
3/16/2021	34.6	
8/9/2021	32	
2/1/2022	34.1	
8/16/2022	34	
2/16/2023	33.3	
7/27/2023	29.1	
2/22/2024	31.8	
8/7/2024	31.6	
2/27/2025	33.4	
9/2/2025	35	
2/18/2026		33.8

Prediction Limit

Constituent: Calcium (mg/L) Analysis Run 8/10/2026 4:40 PM View: Appendix III Intrawell

Plant Bowen Client: Southern Company Data: Bowen 1, 2, 9, & 10

	GWA-2	GWA-2
3/23/2016	54.1	
5/20/2016	23.9	
7/29/2016	25.3	
9/23/2016	26.6	
11/9/2016	16.1	
1/31/2017	5.68	
3/30/2017	25.2	
6/12/2017	34.2	
10/2/2017	1.69	
3/19/2018	63	
9/14/2018	2.4	
3/20/2019	4.3	
9/12/2019	1.8	
3/11/2020	66.6	
9/15/2020	18.4	
3/17/2021	40.4	
8/9/2021	41	
2/1/2022	48	
8/16/2022	39.5	
2/16/2023	60.5	
7/27/2023	23.3	
2/22/2024	45.6	
8/7/2024	32.3	
2/27/2025	41.7	
9/2/2025	35.4	
2/18/2026		34.4

Prediction Limit

Constituent: Calcium (mg/L) Analysis Run 8/10/2026 4:40 PM View: Appendix III Intrawell

Plant Bowen Client: Southern Company Data: Bowen 1, 2, 9, & 10

	GWA-2R	GWA-2R
3/23/2016	46.5	
5/19/2016	24.6	
7/29/2016	14.9	
9/22/2016	15	
11/10/2016	12.6	
1/31/2017	16.5	
4/3/2017	16.6	
6/9/2017	17.8	
10/2/2017	20.6	
3/16/2018	33	
9/14/2018	22.8 (J)	
3/19/2019	59.2	
9/13/2019	27	
3/11/2020	46.8	
9/15/2020	21.4	
3/16/2021	26.7	
8/9/2021	31.5	
2/1/2022	34.1	
8/16/2022	37.9	
2/16/2023	51.6	
7/27/2023	28	
2/26/2024	30.6	
8/6/2024	25.5	
2/27/2025	66.7	
9/2/2025	25.2	
2/18/2026		23.4

Prediction Limit

Constituent: Calcium (mg/L) Analysis Run 8/10/2026 4:40 PM View: Appendix III Intrawell

Plant Bowen Client: Southern Company Data: Bowen 1, 2, 9, & 10

	GWA-3A	GWA-3A
3/23/2016	2.05	
5/23/2016	1.29	
7/29/2016	1.29	
9/22/2016	1.51	
11/10/2016	1.54	
1/31/2017	1.34	
3/30/2017	1.31	
6/12/2017	1.4	
10/4/2017	1.13	
3/19/2018	1.2	
9/17/2018	0.95	
3/20/2019	0.96	
9/13/2019	0.94	
3/11/2020	1	
3/29/2021	19	
8/9/2021	19.4	
2/2/2022	22.6	
8/16/2022	22.2	
2/17/2023	22.4	
8/1/2023	22.6	
2/22/2024	22.9	
8/8/2024	23	
2/26/2025	19.9	
9/2/2025	22.5	
2/17/2026		24.1

Prediction Limit

Constituent: Calcium (mg/L) Analysis Run 8/10/2026 4:40 PM View: Appendix III Intrawell

Plant Bowen Client: Southern Company Data: Bowen 1, 2, 9, & 10

	GWA-4RZ	GWA-4RZ
2/22/2017	54.7	
4/7/2017	46.8	
6/14/2017	52.4	
7/12/2017	51.1	
7/20/2017	47.5	
7/28/2017	44	
8/9/2017	48.3	
8/24/2017	41.9	
10/3/2017	47.7	
3/21/2018	47.5	
9/18/2018	48.1	
3/21/2019	49.9	
9/13/2019	49.9	
3/12/2020	54.2	
9/17/2020	48.4	
3/16/2021	53.7	
8/10/2021	56.5	
2/3/2022	57.7	
8/17/2022	54.7	
2/17/2023	59.4	
7/28/2023	43	
2/27/2024	63.1	
8/8/2024	56.4	
2/28/2025	56.6	
9/3/2025	55.3	
2/18/2026		60.4

Prediction Limit

Constituent: Calcium (mg/L) Analysis Run 8/10/2026 4:40 PM View: Appendix III Intrawell

Plant Bowen Client: Southern Company Data: Bowen 1, 2, 9, & 10

	GWA-39RZ	GWA-39RZ
2/21/2017	31.7	
3/27/2017	31.9	
6/8/2017	35	
7/17/2017	35.9	
7/27/2017	34.9	
8/9/2017	33.7	
9/29/2017	33.4	
3/16/2018	32.6	
9/14/2018	29.2	
3/14/2019	33	
9/11/2019	33.8	
3/9/2020	35.6	
9/16/2020	34.9	
3/16/2021	32.4	
8/6/2021	33	
2/2/2022	32.6	
8/16/2022	32	
2/14/2023	31.4	
7/25/2023	35.7	
2/19/2024	34.8	
8/1/2024	33.9	
2/26/2025	35.4	
8/28/2025	33.4	
2/18/2026		37

Prediction Limit

Constituent: Calcium (mg/L) Analysis Run 8/10/2026 4:40 PM View: Appendix III Intrawell

Plant Bowen Client: Southern Company Data: Bowen 1, 2, 9, & 10

	GWA-39Z	GWA-39Z
3/14/2016	20	
5/11/2016	9.76	
7/19/2016	3.04	
9/15/2016	4.78	
11/2/2016	2.46	
1/18/2017	5.46	
3/28/2017	13	
6/7/2017	17	
9/26/2017	24.9	
12/28/2017	17.9	
3/14/2018	26.4	
9/12/2018	25.1	
3/15/2019	20.3 (J)	
9/9/2019	11.3	
3/9/2020	3.2	
9/10/2020	1	
3/12/2021	11	
8/4/2021	10.6	
1/31/2022	12.7	
8/10/2022	8.7	
2/13/2023	12.8	
7/26/2023	12.5	
2/19/2024	10.8	
8/1/2024	11.5	
2/25/2025	17.4	
8/28/2025	11.6	
2/18/2026		13

Prediction Limit

Constituent: Calcium (mg/L) Analysis Run 8/10/2026 4:40 PM View: Appendix III Intrawell

Plant Bowen Client: Southern Company Data: Bowen 1, 2, 9, & 10

	GWA-40	GWA-40
3/15/2016	24	
5/11/2016	22.1	
7/21/2016	19.3	
9/15/2016	18.2	
11/3/2016	18.2	
1/17/2017	22	
3/24/2017	21.1	
5/24/2017	23.5	
9/26/2017	24.1	
3/14/2018	25.7	
9/12/2018	18.4 (J)	
3/13/2019	23.8 (J)	
9/9/2019	15.4	
3/9/2020	29.4	
9/11/2020	17.7	
3/10/2021	22.8	
8/4/2021	17.1	
1/31/2022	18.5	
8/12/2022	18.5	
2/13/2023	18.4	
7/26/2023	18	
2/19/2024	22.1	
8/1/2024	19	
2/25/2025	26.3	
8/27/2025	16.7	
2/16/2026		18.4

Prediction Limit

Constituent: Calcium (mg/L) Analysis Run 8/10/2026 4:40 PM View: Appendix III Intrawell

Plant Bowen Client: Southern Company Data: Bowen 1, 2, 9, & 10

	GWA-41	GWA-41
3/15/2016	24	
5/12/2016	15.5	
7/20/2016	16.5	
9/15/2016	6.1	
11/3/2016	13.7	
1/18/2017	13.1	
3/24/2017	17.3	
6/6/2017	29.1	
9/25/2017	17.6	
3/14/2018	39.6	
9/12/2018	14.2 (J)	
3/14/2019	22.7 (J)	
9/10/2019	6	
3/6/2020	29.2	
9/10/2020	13.5	
3/11/2021	25.9	
8/4/2021	15.7	
1/31/2022	14.5	
8/11/2022	16.2	
2/13/2023	26.9	
7/25/2023	10.8	
2/19/2024	24.9	
8/1/2024	8.5	
2/25/2025	31.7	
8/28/2025	7.5	
2/16/2026		10.6

Prediction Limit

Constituent: Calcium (mg/L) Analysis Run 8/10/2026 4:40 PM View: Appendix III Intrawell

Plant Bowen Client: Southern Company Data: Bowen 1, 2, 9, & 10

	GWA-41R	GWA-41R
3/15/2016	38	
5/13/2016	36	
7/21/2016	33.5	
9/21/2016	31.9	
11/3/2016	28.9	
1/17/2017	31.4	
3/27/2017	31.7	
6/6/2017	42.9	
9/25/2017	29.3	
3/14/2018	41.4	
9/12/2018	29	
3/14/2019	31.9	
9/10/2019	29.6	
3/9/2020	25.5	
9/10/2020	22.9	
3/10/2021	40.3	
8/4/2021	38.5	
1/31/2022	39.3	
8/11/2022	39.7	
2/13/2023	38.6	
7/25/2023	36.7	
2/19/2024	44.9	
8/1/2024	40	
2/25/2025	34	
8/27/2025	37.5	
2/16/2026		42.6

Prediction Limit

Constituent: Calcium (mg/L) Analysis Run 8/10/2026 4:40 PM View: Appendix III Intrawell

Plant Bowen Client: Southern Company Data: Bowen 1, 2, 9, & 10

	GWA-42	GWA-42
3/11/2016	31	
5/16/2016	32	
7/22/2016	28.5	
9/19/2016	28.6	
11/3/2016	26.6	
1/17/2017	28.7	
3/27/2017	30.4	
6/7/2017	31.3	
9/26/2017	29.5	
3/14/2018	32.6	
9/14/2018	30.5	
3/14/2019	32	
9/10/2019	34	
3/6/2020	38	
9/10/2020	31.1	
3/11/2021	34.8	
8/4/2021	34	
1/31/2022	37.3	
8/10/2022	40.5	
2/13/2023	35.7	
7/26/2023	35.7	
2/20/2024	39.4	
8/1/2024	36.9	
2/25/2025	38.9	
8/28/2025	40.9	
2/16/2026		37.9

Prediction Limit

Constituent: Calcium (mg/L) Analysis Run 8/10/2026 4:40 PM View: Appendix III Intrawell

Plant Bowen Client: Southern Company Data: Bowen 1, 2, 9, & 10

	GWA-43	GWA-43
3/11/2016	13	
5/13/2016	18.7 (O)	
7/19/2016	12	
9/16/2016	8.48	
11/2/2016	11.4	
1/18/2017	6.81	
3/28/2017	5.61	
6/6/2017	4.99	
9/22/2017	4.24	
3/14/2018	3.6	
9/12/2018	3.7	
3/13/2019	2.9	
9/11/2019	3.2	
3/9/2020	2.6	
9/11/2020	9	
3/11/2021	2.1	
8/6/2021	4	
1/31/2022	2.2	
8/11/2022	4.8	
2/14/2023	2.2	
7/25/2023	2.2	
2/20/2024	2	
8/2/2024	2	
2/25/2025	1.6	
8/28/2025	1.8	
2/16/2026		2.3

Prediction Limit

Constituent: Calcium (mg/L) Analysis Run 8/10/2026 4:40 PM View: Appendix III Intrawell

Plant Bowen Client: Southern Company Data: Bowen 1, 2, 9, & 10

	GWA-43R	GWA-43R
3/11/2016	30	
5/13/2016	27.8	
7/19/2016	25.3	
9/16/2016	27.5	
11/2/2016	26.2	
1/18/2017	26.6	
3/28/2017	29	
6/6/2017	29.3	
9/22/2017	32.2	
12/28/2017	29	
3/15/2018	28	
9/12/2018	28.7	
3/13/2019	29.2	
9/11/2019	29.5	
3/9/2020	31.7	
9/14/2020	31	
3/11/2021	31.2	
8/5/2021	29	
1/31/2022	30.6	
8/10/2022	33.1	
2/13/2023	28.5	
7/25/2023	34.2	
2/20/2024	31.4	
8/2/2024	32.8	
2/25/2025	23.2	
8/28/2025	36.6	
2/16/2026		32.9

Prediction Limit

Constituent: Calcium (mg/L) Analysis Run 8/10/2026 4:40 PM View: Appendix III Intrawell

Plant Bowen Client: Southern Company Data: Bowen 1, 2, 9, & 10

	GWA-50	GWA-50
3/28/2016	3.89	
5/23/2016	2.16	
8/1/2016	1.37	
9/26/2016	1.86	
11/10/2016	1.86	
1/30/2017	2.86	
4/7/2017	2.34	
6/12/2017	1.87	
10/2/2017	2.53	
3/16/2018	1.8	
9/17/2018	2.3	
3/19/2019	4.2	
9/13/2019	1.9	
3/11/2020	1.6	
9/16/2020	1.7	
3/17/2021	1.4	
8/9/2021	1.5	
2/1/2022	1.5	
8/16/2022	1.6	
2/16/2023	1.4	
7/28/2023	1.3	
2/22/2024	1.7	
8/8/2024	1.7	
2/27/2025	1.4	
9/2/2025	1.5	
2/17/2026		1.6

Prediction Limit

Constituent: Calcium (mg/L) Analysis Run 8/10/2026 4:40 PM View: Appendix III Intrawell

Plant Bowen Client: Southern Company Data: Bowen 1, 2, 9, & 10

	GWA-50R	GWA-50R
3/28/2016	7.04	
5/25/2016	13.5	
8/1/2016	2.2	
9/26/2016	5.72	
11/11/2016	2.5	
1/30/2017	2.01	
4/3/2017	6.26	
6/12/2017	7.44	
10/2/2017	6.55	
3/16/2018	2.6	
9/18/2018	1.3	
3/19/2019	4.6	
9/12/2019	3.7	
3/11/2020	1.2	
9/15/2020	0.94 (J)	
3/17/2021	5.4	
8/9/2021	1.7	
2/2/2022	0.93 (J)	
8/17/2022	3.8	
2/16/2023	0.81 (J)	
7/28/2023	0.6 (J)	
2/22/2024	0.78 (J)	
8/8/2024	0.72 (J)	
2/28/2025	0.81 (J)	
9/2/2025	0.61	
2/17/2026		0.8

Prediction Limit

Constituent: Calcium (mg/L) Analysis Run 8/10/2026 4:40 PM View: Appendix III Intrawell

Plant Bowen Client: Southern Company Data: Bowen 1, 2, 9, & 10

	GWC-5	GWC-5
3/28/2016	4.29	
5/25/2016	7.15	
8/1/2016	3.35	
9/27/2016	2.89	
11/11/2016	3.33	
1/31/2017	3.21	
4/3/2017	2.57	
6/12/2017	6.22	
10/3/2017	2.45	
3/19/2018	3.3	
9/17/2018	2	
3/20/2019	2.7	
9/16/2019	2.8	
3/16/2020	12.1	
9/16/2020	2.8	
3/17/2021	3	
8/9/2021	2.6	
2/2/2022	3.7	
8/16/2022	3.7	
2/20/2023	3.5	
7/28/2023	1.9	
2/26/2024	3.9	
8/8/2024	1.8	
2/27/2025	3.6	
9/3/2025	1.3	
2/19/2026		1.8

Prediction Limit

Constituent: Calcium (mg/L) Analysis Run 8/10/2026 4:40 PM View: Appendix III Intrawell

Plant Bowen Client: Southern Company Data: Bowen 1, 2, 9, & 10

	GWC-6	GWC-6
3/29/2016	13.8	
5/24/2016	14.8	
8/1/2016	2.22	
9/26/2016	13.3	
11/18/2016	12.4	
2/1/2017	13.3	
4/6/2017	13.4	
6/13/2017	14.6	
10/3/2017	13.9	
3/19/2018	14.4 (J)	
9/17/2018	12.4 (J)	
3/21/2019	14.9 (J)	
9/16/2019	13.5	
3/12/2020	16.2	
9/16/2020	14.3	
3/17/2021	14.1	
8/10/2021	14.7	
2/2/2022	15.5	
8/17/2022	15.8	
2/17/2023	15.2	
7/31/2023	14.6	
2/26/2024	15.5	
8/8/2024	15.9	
2/27/2025	15.4	
9/3/2025	14.1	
2/20/2026		16.1

Prediction Limit

Constituent: Calcium (mg/L) Analysis Run 8/10/2026 4:40 PM View: Appendix III Intrawell

Plant Bowen Client: Southern Company Data: Bowen 1, 2, 9, & 10

	GWC-6RZ	GWC-6RZ
3/29/2016	11.1	
5/24/2016	12.6	
8/1/2016	2.2	
9/26/2016	11.8	
11/14/2016	11.3	
2/1/2017	12.6	
4/6/2017	9.84	
6/13/2017	13	
10/3/2017	13.7	
3/20/2018	11.5 (J)	
9/17/2018	11 (J)	
3/21/2019	8.3	
9/16/2019	9.5	
3/12/2020	9.3	
9/16/2020	8.8	
3/17/2021	9.5	
8/10/2021	9.9	
2/2/2022	10.5	
8/17/2022	10	
2/17/2023	9.7	
7/28/2023	7.1	
2/26/2024	9.7	
8/8/2024	9.1	
2/27/2025	9.8	
9/2/2025	8.6	
2/20/2026		10.1

Prediction Limit

Constituent: Calcium (mg/L) Analysis Run 8/10/2026 4:40 PM View: Appendix III Intrawell

Plant Bowen Client: Southern Company Data: Bowen 1, 2, 9, & 10

	GWC-7Z	GWC-7Z
5/31/2016	25.7	
8/2/2016	22.9	
9/27/2016	22.2	
11/21/2016	22.1	
2/1/2017	21.7	
4/6/2017	21.4	
6/13/2017	24.4	
7/14/2017	24.8	
10/3/2017	23.6	
3/20/2018	22.9 (J)	
9/18/2018	20.8 (J)	
3/21/2019	25.2	
9/13/2019	24.6	
3/12/2020	26.4	
9/16/2020	24.4	
3/17/2021	23.9	
8/10/2021	26.2	
2/2/2022	26.9	
8/17/2022	27.2	
2/20/2023	26.1	
7/31/2023	23.6	
2/26/2024	25.9	
8/8/2024	23.8	
2/27/2025	24.3	
9/3/2025	24.6	
2/19/2026		24.9

Prediction Limit

Constituent: Calcium (mg/L) Analysis Run 8/10/2026 4:40 PM View: Appendix III Intrawell

Plant Bowen Client: Southern Company Data: Bowen 1, 2, 9, & 10

	GWC-8RR	GWC-8RR
3/30/2016	22.2	
5/24/2016	25.2	
8/2/2016	20.8	
9/27/2016	23.1	
11/22/2016	22.3	
2/6/2017	21.4	
4/6/2017	21.1	
6/14/2017	22.1	
10/4/2017	23.1	
3/21/2018	22.5 (J)	
9/18/2018	20.8 (J)	
3/27/2019	20.6 (J)	
9/16/2019	23	
3/12/2020	21.8	
9/17/2020	21.4	
3/17/2021	22.4	
8/10/2021	23.5	
2/2/2022	23.9	
8/17/2022	24	
2/21/2023	18	
7/31/2023	23	
2/27/2024	24.2	
8/12/2024	23.8	
3/4/2025	22.2	
9/3/2025	23.3	
2/19/2026		24.4

Prediction Limit

Constituent: Calcium (mg/L) Analysis Run 8/10/2026 4:40 PM View: Appendix III Intrawell

Plant Bowen Client: Southern Company Data: Bowen 1, 2, 9, & 10

	GWC-8Z	GWC-8Z
3/22/2016	25.1	
5/25/2016	23.7	
8/2/2016	21.5	
9/26/2016	21.4	
11/21/2016	21	
2/3/2017	20	
4/7/2017	43.7 (o)	
6/13/2017	21.5	
10/3/2017	22.8	
3/20/2018	20.3 (J)	
9/18/2018	15.5 (J)	
5/6/2019	20 (J)	
9/16/2019	20.3	
3/16/2020	19.4	
9/17/2020	18.1	
3/18/2021	9.6	
8/10/2021	20	
2/2/2022	20.8	
8/17/2022	10.4	
2/20/2023	18.5	
7/31/2023	20.8	
2/26/2024	20	
8/12/2024	20.9	
2/28/2025	19.2	
9/3/2025	20	
2/19/2026		23.3

Prediction Limit

Constituent: Calcium (mg/L) Analysis Run 8/10/2026 4:40 PM View: Appendix III Intrawell

Plant Bowen Client: Southern Company Data: Bowen 1, 2, 9, & 10

	GWC-9	GWC-9
3/30/2016	9.07	
5/26/2016	15.8	
8/5/2016	20.5	
9/28/2016	24.9	
11/21/2016	23.4	
2/6/2017	1.7	
4/6/2017	1.6	
6/13/2017	3.82	
10/3/2017	9.77	
3/20/2018	1.4	
9/18/2018	3.3	
3/21/2019	4.8	
9/16/2019	12	
3/12/2020	1.8	
9/17/2020	18.3	
3/18/2021	1.9	
8/10/2021	1.9	
2/2/2022	2.2	
8/17/2022	2.5	
2/21/2023	2.3	
7/31/2023	11.6	
2/27/2024	2.6	
8/12/2024	11.6	
2/28/2025	3.5	
9/3/2025	23.1	
2/18/2026		26.3

Prediction Limit

Constituent: Calcium (mg/L) Analysis Run 8/10/2026 4:40 PM View: Appendix III Intrawell

Plant Bowen Client: Southern Company Data: Bowen 1, 2, 9, & 10

	GWC-10	GWC-10
3/31/2016	36.4	
5/26/2016	37.6	
8/5/2016	30.7	
9/28/2016	32.4	
11/22/2016	31.4	
2/7/2017	30.1	
4/10/2017	23.6	
6/14/2017	34.6	
10/4/2017	35.2	
3/20/2018	12 (J)	
9/18/2018	36.7	
3/22/2019	15.4 (J)	
9/17/2019	36.7	
3/12/2020	18.6	
9/17/2020	32.6	
3/18/2021	27	
8/10/2021	29.4	
2/4/2022	21.3	
8/17/2022	36.7	
2/20/2023	9	
7/31/2023	33.7	
2/27/2024	23.3	
8/12/2024	37	
2/28/2025	19.9	
9/3/2025	36.1	
2/19/2026		35.3

Prediction Limit

Constituent: Calcium (mg/L) Analysis Run 8/10/2026 4:40 PM View: Appendix III Intrawell

Plant Bowen Client: Southern Company Data: Bowen 1, 2, 9, & 10

	GWC-10R	GWC-10R
3/31/2016	45	
5/26/2016	41.7	
8/3/2016	35.2	
9/28/2016	39.2	
11/22/2016	37.2	
2/7/2017	38.4	
4/10/2017	38.7	
6/14/2017	40.8	
10/4/2017	40.1	
3/21/2018	43.3	
9/18/2018	45.4	
3/22/2019	37.2	
9/17/2019	40.5	
3/12/2020	43.2	
9/17/2020	39	
3/18/2021	43.8	
8/11/2021	44.3	
2/4/2022	46.3	
8/18/2022	48.5	
2/20/2023	46.2	
7/31/2023	42.5	
2/27/2024	44.4	
8/12/2024	46.6	
3/3/2025	41.8	
9/3/2025	44.3	
2/19/2026		44.2

Prediction Limit

Constituent: Calcium (mg/L) Analysis Run 8/10/2026 4:40 PM View: Appendix III Intrawell

Plant Bowen Client: Southern Company Data: Bowen 1, 2, 9, & 10

	GWC-11	GWC-11
4/4/2016	21.3	
5/26/2016	22.5	
8/3/2016	17.5	
9/28/2016	24.1	
11/22/2016	15.7	
2/8/2017	18.3	
4/10/2017	18.5	
6/15/2017	21	
10/4/2017	9.4	
3/21/2018	19.7 (J)	
9/18/2018	17.6 (J)	
3/23/2019	7.8	
9/17/2019	16.8	
3/12/2020	8	
9/21/2020	17.7	
3/19/2021	19.7	
8/11/2021	9.1	
2/4/2022	19.2	
8/18/2022	10.2	
2/20/2023	7.4	
8/1/2023	23.1	
2/28/2024	20.2	
8/13/2024	9.2	
3/4/2025	18.9	
9/3/2025	21	
2/19/2026		20.6

Prediction Limit

Constituent: Calcium (mg/L) Analysis Run 8/10/2026 4:40 PM View: Appendix III Intrawell

Plant Bowen Client: Southern Company Data: Bowen 1, 2, 9, & 10

	GWC-11R	GWC-11R
4/4/2016	27.9	
5/26/2016	28.7	
8/4/2016	18.6	
9/28/2016	17.7	
11/22/2016	20.2	
2/8/2017	24.3	
4/10/2017	29	
6/15/2017	29	
10/4/2017	23.9	
3/22/2018	27.5	
9/18/2018	26.3	
3/23/2019	28.3	
9/17/2019	27.6	
3/12/2020	32.5	
9/21/2020	26	
3/19/2021	31.3	
8/11/2021	33.2	
2/4/2022	34.8	
8/18/2022	36.9	
2/20/2023	32.5	
8/1/2023	30	
2/28/2024	33.7	
8/12/2024	32	
3/3/2025	33.2	
9/3/2025	29.4	
2/20/2026		32.9

Prediction Limit

Constituent: Calcium (mg/L) Analysis Run 8/10/2026 4:40 PM View: Appendix III Intrawell

Plant Bowen Client: Southern Company Data: Bowen 1, 2, 9, & 10

	GWC-12	GWC-12
4/4/2016	8.63	
5/27/2016	9.07	
8/3/2016	6.82	
9/30/2016	8.8	
11/22/2016	8.08	
2/13/2017	8.51	
4/11/2017	7.5	
6/14/2017	7.82	
10/4/2017	8.32	
3/22/2018	7.5	
9/18/2018	8.2	
3/23/2019	7.5	
9/17/2019	7.8	
3/12/2020	8.1	
9/21/2020	8	
3/19/2021	7.8	
8/11/2021	8.4	
2/2/2022	8.4	
8/18/2022	9.2	
2/21/2023	7.9	
8/1/2023	7.8	
2/27/2024	8.4	
8/12/2024	8.2	
3/4/2025	7.9	
9/3/2025	7.6	
2/18/2026		9.6

Prediction Limit

Constituent: Calcium (mg/L) Analysis Run 8/10/2026 4:40 PM View: Appendix III Intrawell

Plant Bowen Client: Southern Company Data: Bowen 1, 2, 9, & 10

	GWC-13	GWC-13
4/4/2016	36.9	
5/31/2016	43.9	
8/4/2016	45	
9/29/2016	60.5	
11/28/2016	54.7	
2/9/2017	61	
4/12/2017	52.3	
6/16/2017	62.3	
10/9/2017	58.6	
3/21/2018	40.9	
9/19/2018	45.9	
3/23/2019	29.6	
9/18/2019	40.7	
3/13/2020	33	
9/22/2020	43.1	
3/18/2021	30.8	
8/11/2021	28.4	
2/17/2022	29.3	
8/18/2022	33	
2/22/2023	26.3	
8/1/2023	33.5	
2/27/2024	33.2	
8/12/2024	35.6	
3/3/2025	31	
9/3/2025	39.5	
2/19/2026		40.6

Prediction Limit

Constituent: Calcium (mg/L) Analysis Run 8/10/2026 4:40 PM View: Appendix III Intrawell

Plant Bowen Client: Southern Company Data: Bowen 1, 2, 9, & 10

	GWC-13RZ	GWC-13RZ
4/4/2016	26.5	
6/1/2016	26.6	
2/22/2017	51.6	
4/11/2017	45.2	
6/16/2017	47.5	
7/12/2017	51.6	
7/28/2017	46	
8/10/2017	52.2	
10/6/2017	42.2	
3/23/2018	41.4	
9/20/2018	47.5	
3/22/2019	40.5	
9/19/2019	42.9	
3/17/2020	44.9	
9/22/2020	47.7	
3/19/2021	43	
8/12/2021	43.1	
2/4/2022	43.9	
8/19/2022	47.3	
2/22/2023	40.1	
8/2/2023	40.6	
2/28/2024	43.6	
8/13/2024	40.8	
3/4/2025	40.1	
9/4/2025	40.8	
2/20/2026		42.3

Prediction Limit

Constituent: Calcium (mg/L) Analysis Run 8/10/2026 4:40 PM View: Appendix III Intrawell

Plant Bowen Client: Southern Company Data: Bowen 1, 2, 9, & 10

	GWC-14Z	GWC-14Z
4/5/2016	35.7	
6/1/2016	28.2	
8/9/2016	43	
11/28/2016	24.8	
2/9/2017	21.2	
4/11/2017	21.1	
6/14/2017	20.6	
7/12/2017	17.7	
10/5/2017	20.1	
3/22/2018	18.6 (J)	
9/19/2018	20 (J)	
3/22/2019	16.7 (J)	
9/17/2019	11.4	
3/13/2020	17	
9/21/2020	13.1	
3/18/2021	13	
8/11/2021	14.3	
2/4/2022	14.3	
8/18/2022	14.7	
2/22/2023	14.3	
8/1/2023	12.5	
2/28/2024	13	
8/13/2024	12.1	
3/3/2025	12.5	
9/4/2025	10.8	
2/24/2026		12.5

Prediction Limit

Constituent: Calcium (mg/L) Analysis Run 8/10/2026 4:40 PM View: Appendix III Intrawell

Plant Bowen Client: Southern Company Data: Bowen 1, 2, 9, & 10

	GWC-15R	GWC-15R
4/5/2016	37.7	
5/31/2016	38.4	
8/4/2016	28.6	
9/29/2016	31.4	
11/23/2016	62.5 (O)	
2/10/2017	31.2	
4/12/2017	34.1	
6/15/2017	34.2	
10/6/2017	35.4	
3/23/2018	35.6	
9/19/2018	35.7	
3/25/2019	35.6	
9/17/2019	39.5	
3/13/2020	41	
9/21/2020	36.5	
3/18/2021	42.1	
8/11/2021	38.6	
2/4/2022	41.7	
8/19/2022	40.4	
2/22/2023	38.1	
8/2/2023	34.6	
2/28/2024	34	
8/13/2024	30.3	
3/3/2025	26.6	
9/4/2025	28.2	
2/24/2026		30.4

Prediction Limit

Constituent: Calcium (mg/L) Analysis Run 8/10/2026 4:40 PM View: Appendix III Intrawell

Plant Bowen Client: Southern Company Data: Bowen 1, 2, 9, & 10

	GWC-15Z	GWC-15Z
4/5/2016	12.2	
5/31/2016	8.24	
11/23/2016	24.5	
2/10/2017	23.8	
4/11/2017	25.7	
6/15/2017	24.8	
7/12/2017	27.7	
7/26/2017	25.6	
10/6/2017	24.7	
3/23/2018	24.3 (J)	
9/19/2018	23.7 (J)	
3/22/2019	21.3 (J)	
9/17/2019	22.1	
3/13/2020	24.2	
9/21/2020	22.6	
3/18/2021	27.4	
8/11/2021	25.4	
2/7/2022	26.1	
8/19/2022	28.1	
2/22/2023	24.4	
8/1/2023	24.5	
2/28/2024	25.6	
8/13/2024	25	
3/3/2025	24.4	
9/4/2025	24.5	
2/24/2026		27.2

Prediction Limit

Constituent: Calcium (mg/L) Analysis Run 8/10/2026 4:40 PM View: Appendix III Intrawell

Plant Bowen Client: Southern Company Data: Bowen 1, 2, 9, & 10

	GWC-44	GWC-44
3/16/2016	5.5	
5/16/2016	4.3	
7/25/2016	1.41	
9/19/2016	1.01	
11/3/2016	0.884	
1/19/2017	1.41	
3/28/2017	4.23	
6/5/2017	10.1	
9/26/2017	4.14	
3/15/2018	9	
9/12/2018	4.1	
3/14/2019	17.2 (J)	
9/11/2019	7.1	
3/10/2020	16.9	
9/15/2020	8.3	
3/11/2021	11.9	
8/4/2021	12.5	
1/31/2022	11.2	
8/15/2022	10.6	
2/14/2023	12.5	
7/26/2023	3.6	
2/20/2024	7.6	
8/6/2024	2.1	
2/26/2025	7.3	
8/28/2025	1.6	
2/16/2026		1.7

Prediction Limit

Constituent: Calcium (mg/L) Analysis Run 8/10/2026 4:40 PM View: Appendix III Intrawell

Plant Bowen Client: Southern Company Data: Bowen 1, 2, 9, & 10

	GWC-45	GWC-45
3/16/2016	0.8	
5/16/2016	0.877	
7/25/2016	0.781	
9/19/2016	0.775	
11/4/2016	0.792	
1/23/2017	0.782	
3/29/2017	0.756	
6/7/2017	0.944	
9/27/2017	0.773	
3/15/2018	0.77	
9/13/2018	0.79	
3/14/2019	0.9	
9/11/2019	0.83	
3/10/2020	0.89 (J)	
9/11/2020	0.81 (J)	
3/11/2021	0.93 (J)	
8/6/2021	0.94 (J)	
2/1/2022	1.1	
8/12/2022	1.1	
2/15/2023	1	
7/26/2023	0.97 (J)	
2/20/2024	1	
8/5/2024	0.98 (J)	
2/26/2025	1	
9/2/2025	0.91	
2/17/2026		1.1

Prediction Limit

Constituent: Calcium (mg/L) Analysis Run 8/10/2026 4:40 PM View: Appendix III Intrawell

Plant Bowen Client: Southern Company Data: Bowen 1, 2, 9, & 10

	GWC-45R	GWC-45R
3/16/2016	36	
5/16/2016	37.4	
7/25/2016	30.2	
9/19/2016	32.3	
11/3/2016	29.3	
1/20/2017	28.7	
3/29/2017	34.9	
6/7/2017	30.9	
9/27/2017	34.2	
3/15/2018	34.6	
9/13/2018	36.1	
3/14/2019	37	
9/11/2019	37.2	
3/10/2020	43.5	
9/11/2020	35.3	
3/11/2021	43.1	
8/6/2021	40.6	
2/1/2022	43.9	
8/12/2022	43.3	
2/15/2023	47.5	
7/26/2023	45.7	
2/20/2024	41.5	
8/5/2024	41.3	
2/26/2025	40.3	
9/2/2025	41.1	
2/17/2026		43.1

Prediction Limit

Constituent: Calcium (mg/L) Analysis Run 8/10/2026 4:40 PM View: Appendix III Intrawell

Plant Bowen Client: Southern Company Data: Bowen 1, 2, 9, & 10

	GWC-46R	GWC-46R
3/10/2016	50	
5/17/2016	50.5	
7/26/2016	40.7	
9/20/2016	38.8	
11/4/2016	40.7	
1/20/2017	38.8	
3/28/2017	48.3	
6/7/2017	43.4	
9/29/2017	46.6	
3/15/2018	46.2	
9/13/2018	45.3	
3/18/2019	46.1	
9/11/2019	43.1	
3/10/2020	51.6	
9/14/2020	40.2	
3/11/2021	45.2	
8/5/2021	43.7	
1/31/2022	39.9	
8/15/2022	38.7	
2/14/2023	41.1	
7/26/2023	37.7	
2/21/2024	39.6	
8/5/2024	40.4	
2/26/2025	44.6	
8/29/2025	42.9	
9/24/2025	43.7	
2/16/2026		43.4

Prediction Limit

Constituent: Calcium (mg/L) Analysis Run 8/10/2026 4:40 PM View: Appendix III Intrawell

Plant Bowen Client: Southern Company Data: Bowen 1, 2, 9, & 10

	GWC-47	GWC-47
3/10/2016	26	
5/18/2016	26.2	
7/27/2016	19.3	
9/20/2016	25.3	
11/7/2016	23.6	
1/23/2017	25.1	
3/29/2017	28.9	
6/8/2017	25.6	
9/27/2017	23.8	
3/15/2018	21.6 (J)	
9/13/2018	23.8 (J)	
3/15/2019	20.4 (J)	
9/12/2019	21.1	
3/9/2020	22.3	
9/14/2020	20.9	
3/11/2021	21.1	
8/5/2021	20.4	
2/1/2022	21.3	
8/15/2022	33.7	
2/15/2023	20.5	
7/27/2023	17.3	
2/21/2024	22.1	
8/5/2024	24.9	
2/26/2025	28.6	
8/28/2025	25.2	
2/17/2026		30.8

Prediction Limit

Constituent: Calcium (mg/L) Analysis Run 8/10/2026 4:40 PM View: Appendix III Intrawell

Plant Bowen Client: Southern Company Data: Bowen 1, 2, 9, & 10

	GWC-47R	GWC-47R
3/10/2016	25	
5/18/2016	27.6	
7/27/2016	23.9	
9/20/2016	28.9	
11/4/2016	32.1	
1/20/2017	31.8	
3/29/2017	34.6	
6/8/2017	34	
9/27/2017	30.8	
3/16/2018	30.2	
9/13/2018	30.9	
3/19/2019	28.4	
9/11/2019	33.3	
3/9/2020	35	
9/15/2020	31.6	
3/11/2021	31.8	
8/5/2021	29	
2/1/2022	29.4	
8/15/2022	22.3	
2/15/2023	31.6	
7/27/2023	27.9	
2/21/2024	28.7	
8/5/2024	35.3	
2/26/2025	36.7	
9/2/2025	35.1	
2/17/2026		38.9

Prediction Limit

Constituent: Calcium (mg/L) Analysis Run 8/10/2026 4:40 PM View: Appendix III Intrawell

Plant Bowen Client: Southern Company Data: Bowen 1, 2, 9, & 10

	GWC-48	GWC-48
3/10/2016	12	
5/17/2016	3.25	
7/27/2016	3.2	
9/20/2016	2.72	
11/4/2016	1.69	
1/23/2017	<0.5	
3/28/2017	1.72	
6/8/2017	3.11	
9/29/2017	2.71	
3/15/2018	3.5	
9/13/2018	2.5	
3/15/2019	4.4	
9/11/2019	2.9	
3/9/2020	4.5	
9/14/2020	3.5	
3/11/2021	5.9	
8/4/2021	2.8	
1/31/2022	2.8	
8/15/2022	5.6	
2/15/2023	3	
7/26/2023	3.8	
2/21/2024	4.2	
8/5/2024	5.1	
2/26/2025	5.7	
8/29/2025	6.8	
2/17/2026		5

ND substitution: RL or RL/2 if <15% NDs.

Prediction Limit

Constituent: Calcium (mg/L) Analysis Run 8/10/2026 4:40 PM View: Appendix III Intrawell

Plant Bowen Client: Southern Company Data: Bowen 1, 2, 9, & 10

	GWC-49R	GWC-49R
3/17/2016	24	
5/18/2016	27.7	
7/27/2016	21.7	
9/21/2016	24.9	
11/4/2016	23.6	
1/24/2017	23	
3/29/2017	27.5	
6/8/2017	27.1	
9/29/2017	25.3	
3/15/2018	24.4 (J)	
9/13/2018	22.8 (J)	
3/18/2019	31	
9/11/2019	24.3	
3/11/2020	27.1	
9/11/2020	24.7	
3/15/2021	24.7	
8/11/2021	27.4	
2/1/2022	26	
8/15/2022	25.4	
2/14/2023	24.3	
7/27/2023	21.8	
2/21/2024	26.4	
8/6/2024	26.5	
2/26/2025	26.9	
8/29/2025	26.9	
2/17/2026		29.8

Prediction Limit

Constituent: Calcium (mg/L) Analysis Run 8/10/2026 4:40 PM View: Appendix III Intrawell

Plant Bowen Client: Southern Company Data: Bowen 1, 2, 9, & 10

	GWC-49Z	GWC-49Z
3/17/2016	6.4 (o)	
5/18/2016	4.63 (o)	
7/28/2016	2.25	
9/21/2016	1.86	
11/7/2016	1.65	
1/24/2017	1.62	
3/30/2017	1.27	
6/9/2017	1.18	
9/29/2017	0.967	
3/15/2018	0.81	
9/14/2018	0.7	
3/19/2019	1.1	
9/11/2019	0.78	
3/9/2020	0.87 (J)	
9/14/2020	0.65 (J)	
3/15/2021	0.69 (J)	
8/5/2021	0.67 (J)	
2/1/2022	0.62 (J)	
8/15/2022	0.7 (J)	
2/14/2023	0.65 (J)	
7/27/2023	0.61 (J)	
2/21/2024	0.67 (J)	
8/6/2024	0.63 (J)	
2/26/2025	0.7 (J)	
8/29/2025	0.56	
2/17/2026		0.69

Prediction Limit

Constituent: Fluoride (mg/L) Analysis Run 8/10/2026 4:40 PM View: Appendix III Intrawell

Plant Bowen Client: Southern Company Data: Bowen 1, 2, 9, & 10

	GWA-1	GWA-1
3/22/2016	0.0614 (J)	
5/19/2016	0.064 (J)	
7/29/2016	0.11 (J)	
9/23/2016	0.03 (J)	
11/9/2016	0.1 (J)	
1/30/2017	<0.1	
3/30/2017	0.01 (J)	
6/9/2017	0.04 (J)	
10/2/2017	0.07 (J)	
3/16/2018	0.029 (J)	
9/17/2018	<0.1	
3/20/2019	<0.1	
9/12/2019	0.051 (J)	
3/11/2020	0.052 (J)	
9/15/2020	0.05 (J)	
3/16/2021	<0.1	
8/9/2021	<0.1	
2/1/2022	<0.1	
8/16/2022	0.089 (J)	
2/16/2023	0.07 (J)	
7/27/2023	0.054 (J)	
2/22/2024	0.061 (J)	
8/7/2024	0.08 (J)	
2/27/2025	0.075 (J)	
9/2/2025	0.071 (J)	
2/18/2026		0.068 (J)

ND substitution: RL or RL/2 if <15% NDs.

Prediction Limit

Constituent: Fluoride (mg/L) Analysis Run 8/10/2026 4:40 PM View: Appendix III Intrawell

Plant Bowen Client: Southern Company Data: Bowen 1, 2, 9, & 10

	GWA-2	GWA-2
3/23/2016	0.0477 (J)	
5/20/2016	0.033 (J)	
7/29/2016	0.16 (J)	
9/23/2016	0.1 (J)	
11/9/2016	0.04 (J)	
1/31/2017	<0.1	
3/30/2017	0.02 (J)	
6/12/2017	0.17 (J)	
10/2/2017	<0.1	
3/19/2018	1.1 (O)	
9/14/2018	<0.1	
3/20/2019	<0.1	
9/12/2019	<0.1	
3/11/2020	<0.1	
9/15/2020	<0.1	
3/17/2021	<0.1	
8/9/2021	<0.1	
2/1/2022	<0.1	
8/16/2022	0.086 (J)	
2/16/2023	0.061 (J)	
7/27/2023	0.057 (J)	
2/22/2024	0.062 (J)	
8/7/2024	0.083 (J)	
2/27/2025	0.076 (J)	
9/2/2025	0.071 (J)	
2/18/2026		0.075 (J)

ND substitution: RL or RL/2 if <15% NDs.

Prediction Limit

Constituent: Fluoride (mg/L) Analysis Run 8/10/2026 4:40 PM View: Appendix III Intrawell

Plant Bowen Client: Southern Company Data: Bowen 1, 2, 9, & 10

	GWA-2R	GWA-2R
3/23/2016	0.0826 (J)	
5/19/2016	0.0409 (J)	
7/29/2016	0.07 (J)	
9/22/2016	<0.1	
11/10/2016	0.03 (J)	
1/31/2017	<0.1	
4/3/2017	0.02 (J)	
6/9/2017	0.06 (J)	
10/2/2017	<0.1	
3/16/2018	<0.1	
9/14/2018	<0.1	
3/19/2019	0.056 (J)	
9/13/2019	0.055 (J)	
3/11/2020	0.052 (J)	
9/15/2020	<0.1	
3/16/2021	<0.1	
8/9/2021	<0.1	
2/1/2022	<0.1	
8/16/2022	0.09 (J)	
2/16/2023	0.079 (J)	
7/27/2023	0.062 (J)	
2/26/2024	0.05 (J)	
8/6/2024	0.076 (J)	
2/27/2025	0.095 (J)	
9/2/2025	0.076 (J)	
2/18/2026		<0.1

ND substitution: RL or RL/2 if <15% NDs.

Prediction Limit

Constituent: Fluoride (mg/L) Analysis Run 8/10/2026 4:40 PM View: Appendix III Intrawell

Plant Bowen Client: Southern Company Data: Bowen 1, 2, 9, & 10

	GWA-3A	GWA-3A
3/23/2016	<0.1	
5/23/2016	<0.1	
7/29/2016	<0.1	
9/22/2016	<0.1	
11/10/2016	<0.1	
1/31/2017	<0.1	
3/30/2017	<0.1	
6/12/2017	<0.1	
10/4/2017	<0.1	
3/19/2018	<0.1	
9/17/2018	<0.1	
3/20/2019	<0.1	
9/13/2019	<0.1	
3/11/2020	<0.1	
3/29/2021	0.053 (J)	
8/9/2021	0.055 (J)	
2/2/2022	<0.1	
8/16/2022	0.082 (J)	
2/17/2023	0.055 (J)	
8/1/2023	<0.1	
2/22/2024	<0.1	
8/8/2024	0.063 (J)	
2/26/2025	<0.1	
9/2/2025	0.055 (J)	
2/17/2026		<0.1

ND substitution: RL or RL/2 if <15% NDs.

Prediction Limit

Constituent: Fluoride (mg/L) Analysis Run 8/10/2026 4:40 PM View: Appendix III Intrawell

Plant Bowen Client: Southern Company Data: Bowen 1, 2, 9, & 10

	GWA-4RZ	GWA-4RZ
2/22/2017	0.3	
4/7/2017	0.19 (J)	
6/14/2017	0.19 (J)	
7/12/2017	0.18 (J)	
7/20/2017	0.17 (J)	
7/28/2017	0.13 (J)	
8/9/2017	0.19 (J)	
8/24/2017	0.16 (J)	
10/3/2017	0.17 (J)	
3/21/2018	0.24 (J)	
9/18/2018	0.19 (J)	
3/21/2019	0.19 (J)	
9/13/2019	0.1 (J)	
3/12/2020	0.18 (J)	
9/17/2020	0.12 (J)	
3/16/2021	0.1	
8/10/2021	0.087 (J)	
2/3/2022	0.15	
8/17/2022	0.11	
2/17/2023	0.11	
7/28/2023	0.077 (J)	
2/27/2024	0.087 (J)	
8/8/2024	0.16	
2/28/2025	0.081 (J)	
9/3/2025	0.1	
2/18/2026		0.058 (J)

Prediction Limit

Constituent: Fluoride (mg/L) Analysis Run 8/10/2026 4:40 PM View: Appendix III Intrawell

Plant Bowen Client: Southern Company Data: Bowen 1, 2, 9, & 10

	GWA-39RZ	GWA-39RZ
2/21/2017	0.17 (J)	
3/27/2017	0.09 (J)	
6/8/2017	0.05 (J)	
7/17/2017	0.05 (J)	
7/27/2017	0.08 (J)	
8/9/2017	0.06 (J)	
9/29/2017	0.04 (J)	
3/16/2018	0.27 (J)	
9/14/2018	0.1 (J)	
3/14/2019	0.066 (J)	
9/11/2019	0.055 (J)	
3/9/2020	<0.1	
9/16/2020	<0.1	
3/16/2021	<0.1	
8/6/2021	<0.1	
2/2/2022	<0.1	
8/16/2022	<0.1	
2/14/2023	0.074 (J)	
7/25/2023	<0.1	
2/19/2024	<0.1	
8/1/2024	<0.1	
2/26/2025	0.061 (J)	
8/28/2025	<0.1	
2/18/2026		<0.1

ND substitution: RL or RL/2 if <15% NDs.

Prediction Limit

Constituent: Fluoride (mg/L) Analysis Run 8/10/2026 4:40 PM View: Appendix III Intrawell

Plant Bowen Client: Southern Company Data: Bowen 1, 2, 9, & 10

	GWA-39Z	GWA-39Z
3/14/2016	0.0657 (J)	
5/11/2016	0.0401 (J)	
7/19/2016	<0.1	
9/15/2016	<0.1	
11/2/2016	0.04 (J)	
1/18/2017	0.03 (J)	
3/28/2017	0.06 (J)	
6/7/2017	0.06 (J)	
9/26/2017	0.04 (J)	
3/14/2018	0.14 (J)	
9/12/2018	<0.1	
3/15/2019	<0.1	
9/9/2019	0.054 (J)	
3/9/2020	<0.1	
9/10/2020	<0.1	
3/12/2021	0.051 (J)	
8/4/2021	<0.1	
1/31/2022	<0.1	
8/10/2022	0.075 (J)	
2/13/2023	0.064 (J)	
7/26/2023	0.055 (J)	
2/19/2024	0.057 (J)	
8/1/2024	<0.1	
2/25/2025	0.076 (J)	
8/28/2025	<0.1	
2/18/2026		<0.1

ND substitution: RL or RL/2 if <15% NDs.

Prediction Limit

Constituent: Fluoride (mg/L) Analysis Run 8/10/2026 4:40 PM View: Appendix III Intrawell

Plant Bowen Client: Southern Company Data: Bowen 1, 2, 9, & 10

	GWA-40	GWA-40
3/15/2016	0.0267 (J)	
5/11/2016	0.0255 (J)	
7/21/2016	<0.1	
9/19/2016	<0.1	
11/3/2016	0.11 (J)	
1/17/2017	0.02 (J)	
3/24/2017	<0.1	
5/24/2017	<0.1	
9/26/2017	<0.1	
3/14/2018	0.055 (J)	
9/12/2018	<0.1	
3/13/2019	0.045 (J)	
9/9/2019	<0.1	
3/9/2020	<0.1	
9/11/2020	<0.1	
3/10/2021	<0.1	
8/4/2021	<0.1	
1/31/2022	<0.1	
8/12/2022	0.068 (J)	
2/13/2023	0.054 (J)	
7/26/2023	<0.1	
2/19/2024	<0.1	
8/1/2024	<0.1	
2/25/2025	0.066 (J)	
8/27/2025	<0.1	
2/16/2026		<0.1

ND substitution: RL or RL/2 if <15% NDs.

Prediction Limit

Constituent: Fluoride (mg/L) Analysis Run 8/10/2026 4:40 PM View: Appendix III Intrawell

Plant Bowen Client: Southern Company Data: Bowen 1, 2, 9, & 10

	GWA-41	GWA-41
3/15/2016	0.0285 (J)	
5/12/2016	0.022 (J)	
7/20/2016	<0.1	
9/15/2016	<0.1	
11/3/2016	0.05 (J)	
1/18/2017	0.02 (J)	
3/24/2017	<0.1	
6/6/2017	<0.1	
9/25/2017	<0.1	
3/14/2018	<0.1	
9/12/2018	<0.1	
3/14/2019	0.039 (J)	
9/10/2019	<0.1	
3/6/2020	<0.1	
9/10/2020	<0.1	
3/11/2021	<0.1	
8/4/2021	<0.1	
1/31/2022	<0.1	
8/11/2022	<0.1	
2/13/2023	0.05 (J)	
7/25/2023	<0.1	
2/19/2024	<0.1	
8/1/2024	<0.1	
2/25/2025	0.052 (J)	
8/28/2025	<0.1	
2/16/2026		<0.1

ND substitution: RL or RL/2 if <15% NDs.

Prediction Limit

Constituent: Fluoride (mg/L) Analysis Run 8/10/2026 4:40 PM View: Appendix III Intrawell

Plant Bowen Client: Southern Company Data: Bowen 1, 2, 9, & 10

	GWA-41R	GWA-41R
3/15/2016	0.0394 (J)	
5/13/2016	0.0234 (J)	
7/21/2016	<0.1	
9/21/2016	<0.1	
11/3/2016	0.12 (J)	
1/17/2017	0.01 (J)	
3/27/2017	<0.1	
6/6/2017	<0.1	
9/25/2017	<0.1	
3/14/2018	<0.1	
9/12/2018	<0.1	
3/14/2019	0.04 (J)	
9/10/2019	<0.1	
3/9/2020	<0.1	
9/10/2020	<0.1	
3/10/2021	<0.1	
8/4/2021	<0.1	
1/31/2022	<0.1	
8/11/2022	<0.1	
2/13/2023	<0.1	
7/25/2023	<0.1	
2/19/2024	<0.1	
8/1/2024	<0.1	
2/25/2025	0.05 (J)	
8/27/2025	<0.1	
2/16/2026		<0.1

ND substitution: RL or RL/2 if <15% NDs.

Prediction Limit

Constituent: Fluoride (mg/L) Analysis Run 8/10/2026 4:40 PM View: Appendix III Intrawell

Plant Bowen Client: Southern Company Data: Bowen 1, 2, 9, & 10

	GWA-42	GWA-42
3/11/2016	0.0296 (J)	
5/16/2016	0.0287 (J)	
7/22/2016	0.04 (J)	
9/19/2016	<0.1	
11/3/2016	0.04 (J)	
1/17/2017	0.02 (J)	
3/27/2017	<0.1	
6/7/2017	<0.1	
9/26/2017	<0.1	
3/14/2018	0.06 (J)	
9/14/2018	<0.1	
3/14/2019	0.058 (J)	
9/10/2019	<0.1	
3/6/2020	<0.1	
9/10/2020	<0.1	
3/11/2021	<0.1	
8/4/2021	<0.1	
1/31/2022	<0.1	
8/10/2022	0.068 (J)	
2/13/2023	0.056 (J)	
7/26/2023	<0.1	
2/20/2024	<0.1	
8/1/2024	<0.1	
2/25/2025	0.06 (J)	
8/28/2025	<0.1	
2/16/2026		<0.1

ND substitution: RL or RL/2 if <15% NDs.

Prediction Limit

Constituent: Fluoride (mg/L) Analysis Run 8/10/2026 4:40 PM View: Appendix III Intrawell

Plant Bowen Client: Southern Company Data: Bowen 1, 2, 9, & 10

	GWA-43	GWA-43
3/11/2016	0.0329 (J)	
5/13/2016	0.0459 (J)	
7/19/2016	<0.1	
9/16/2016	<0.1	
11/2/2016	0.04 (J)	
1/18/2017	<0.1	
3/28/2017	<0.1	
6/6/2017	<0.1	
9/22/2017	<0.1	
3/14/2018	<0.1	
9/12/2018	<0.1	
3/13/2019	<0.1	
9/11/2019	<0.1	
3/9/2020	<0.1	
9/11/2020	<0.1	
3/11/2021	<0.1	
8/6/2021	<0.1	
1/31/2022	<0.1	
8/11/2022	<0.1	
2/14/2023	0.052 (J)	
7/25/2023	<0.1	
2/20/2024	<0.1	
8/2/2024	<0.1	
2/25/2025	<0.1	
8/28/2025	<0.1	
2/16/2026		<0.1

ND substitution: RL or RL/2 if <15% NDs.

Prediction Limit

Constituent: Fluoride (mg/L) Analysis Run 8/10/2026 4:40 PM View: Appendix III Intrawell

Plant Bowen Client: Southern Company Data: Bowen 1, 2, 9, & 10

	GWA-43R	GWA-43R
3/11/2016	0.0141 (J)	
5/13/2016	0.0141 (J)	
7/19/2016	<0.1	
9/16/2016	<0.1	
11/2/2016	0.04 (J)	
1/18/2017	0.02 (J)	
3/28/2017	<0.1	
6/6/2017	<0.1	
9/22/2017	<0.1	
3/15/2018	<0.1	
9/12/2018	<0.1	
3/13/2019	0.036 (J)	
9/11/2019	<0.1	
3/9/2020	<0.1	
9/14/2020	<0.1	
3/11/2021	<0.1	
8/5/2021	<0.1	
1/31/2022	<0.1	
8/10/2022	0.062 (J)	
2/13/2023	<0.1	
7/25/2023	<0.1	
2/20/2024	<0.1	
8/2/2024	<0.1	
2/25/2025	<0.1	
8/28/2025	<0.1	
2/16/2026		<0.1

ND substitution: RL or RL/2 if <15% NDs.

Prediction Limit

Constituent: Fluoride (mg/L) Analysis Run 8/10/2026 4:40 PM View: Appendix III Intrawell

Plant Bowen Client: Southern Company Data: Bowen 1, 2, 9, & 10

	GWA-50	GWA-50
3/28/2016	0.0314 (J)	
5/23/2016	0.027 (J)	
8/1/2016	<0.1	
9/26/2016	<0.1	
11/10/2016	0.04 (J)	
1/30/2017	<0.1	
4/7/2017	<0.1	
6/12/2017	0.07 (J)	
10/2/2017	<0.1	
3/16/2018	<0.1	
9/17/2018	<0.1	
3/19/2019	<0.1	
9/13/2019	<0.1	
3/11/2020	<0.1	
9/16/2020	<0.1	
3/17/2021	<0.1	
8/9/2021	<0.1	
2/1/2022	<0.1	
8/16/2022	0.06 (J)	
2/16/2023	<0.1	
7/28/2023	<0.1	
2/22/2024	<0.1	
8/8/2024	<0.1	
2/27/2025	<0.1	
9/2/2025	<0.1	
2/17/2026		<0.1

ND substitution: RL or RL/2 if <15% NDs.

Prediction Limit

Constituent: Fluoride (mg/L) Analysis Run 8/10/2026 4:40 PM View: Appendix III Intrawell

Plant Bowen Client: Southern Company Data: Bowen 1, 2, 9, & 10

	GWA-50R	GWA-50R
3/28/2016	0.0326 (J)	
5/25/2016	0.0285 (J)	
8/1/2016	<0.1	
9/26/2016	<0.1	
11/11/2016	<0.1	
1/30/2017	<0.1	
4/3/2017	0.04 (J)	
6/12/2017	0.06 (J)	
10/2/2017	<0.1	
3/16/2018	<0.1	
9/18/2018	<0.1	
3/19/2019	<0.1	
9/12/2019	<0.1	
3/11/2020	<0.1	
9/15/2020	<0.1	
3/17/2021	<0.1	
8/9/2021	<0.1	
2/2/2022	<0.1	
8/17/2022	0.063 (J)	
2/16/2023	<0.1	
7/28/2023	<0.1	
2/22/2024	<0.1	
8/8/2024	<0.1	
2/28/2025	<0.1	
9/2/2025	<0.1	
2/17/2026		<0.1

ND substitution: RL or RL/2 if <15% NDs.

Prediction Limit

Constituent: Fluoride (mg/L) Analysis Run 8/10/2026 4:40 PM View: Appendix III Intrawell

Plant Bowen Client: Southern Company Data: Bowen 1, 2, 9, & 10

	GWC-5	GWC-5
3/28/2016	0.0284 (J)	
5/25/2016	0.0207 (J)	
8/1/2016	<0.1	
9/27/2016	<0.1	
11/11/2016	0.04 (J)	
1/31/2017	<0.1	
4/3/2017	<0.1	
6/12/2017	0.02 (J)	
10/3/2017	<0.1	
3/19/2018	<0.1	
9/17/2018	<0.1	
3/20/2019	<0.1	
9/16/2019	<0.1	
3/16/2020	<0.1	
9/16/2020	<0.1	
3/17/2021	<0.1	
8/9/2021	<0.1	
2/2/2022	<0.1	
8/16/2022	0.062 (J)	
2/20/2023	<0.1	
7/28/2023	<0.1	
2/26/2024	<0.1	
8/8/2024	<0.1	
2/27/2025	0.05 (J)	
9/3/2025	<0.1	
2/19/2026		<0.1

ND substitution: RL or RL/2 if <15% NDs.

Prediction Limit

Constituent: Fluoride (mg/L) Analysis Run 8/10/2026 4:40 PM View: Appendix III Intrawell

Plant Bowen Client: Southern Company Data: Bowen 1, 2, 9, & 10

	GWC-6	GWC-6
3/29/2016	0.0239 (J)	
5/24/2016	0.023 (J)	
8/1/2016	<0.1	
9/26/2016	<0.1	
11/18/2016	0.02 (J)	
2/1/2017	<0.1	
4/6/2017	<0.1	
6/13/2017	0.006 (J)	
10/3/2017	<0.1	
3/19/2018	<0.1	
9/17/2018	<0.1	
3/21/2019	<0.1	
9/16/2019	<0.1	
3/12/2020	<0.1	
9/16/2020	<0.1	
3/17/2021	<0.1	
8/10/2021	<0.1	
2/2/2022	<0.1	
8/17/2022	0.064 (J)	
2/17/2023	<0.1	
7/31/2023	<0.1	
2/26/2024	<0.1	
8/8/2024	0.052 (J)	
2/27/2025	0.052 (J)	
9/3/2025	<0.1	
2/20/2026		<0.1

ND substitution: RL or RL/2 if <15% NDs.

Prediction Limit

Constituent: Fluoride (mg/L) Analysis Run 8/10/2026 4:40 PM View: Appendix III Intrawell

Plant Bowen Client: Southern Company Data: Bowen 1, 2, 9, & 10

	GWC-6RZ	GWC-6RZ
3/29/2016	0.0364 (J)	
5/24/2016	0.0286 (J)	
8/1/2016	0.08 (J)	
9/26/2016	<0.1	
11/14/2016	0.08 (J)	
2/1/2017	<0.1	
4/6/2017	<0.1	
6/13/2017	0.05 (J)	
10/3/2017	<0.1	
3/20/2018	<0.1	
9/17/2018	<0.1	
3/21/2019	<0.1	
9/16/2019	<0.1	
3/12/2020	<0.1	
9/16/2020	<0.1	
3/17/2021	<0.1	
8/10/2021	<0.1	
2/2/2022	<0.1	
8/17/2022	0.07 (J)	
2/17/2023	0.052 (J)	
7/28/2023	<0.1	
2/26/2024	<0.1	
8/8/2024	0.055 (J)	
2/27/2025	0.057 (J)	
9/2/2025	0.053 (J)	
2/20/2026		0.052 (J)

ND substitution: RL or RL/2 if <15% NDs.

Prediction Limit

Constituent: Fluoride (mg/L) Analysis Run 8/10/2026 4:40 PM View: Appendix III Intrawell

Plant Bowen Client: Southern Company Data: Bowen 1, 2, 9, & 10

	GWC-7Z	GWC-7Z
5/31/2016	0.043 (J)	
8/2/2016	<0.1	
9/27/2016	<0.1	
11/21/2016	0.22 (J)	
2/1/2017	<0.1	
4/6/2017	0.008 (J)	
6/13/2017	0.03 (J)	
7/14/2017	0.05 (J)	
10/3/2017	0.06 (J)	
3/20/2018	<0.1	
9/18/2018	0.12 (J)	
3/21/2019	<0.1	
9/13/2019	<0.1	
3/12/2020	<0.1	
9/16/2020	<0.1	
3/17/2021	<0.1	
8/10/2021	<0.1	
2/2/2022	<0.1	
8/17/2022	0.073 (J)	
2/20/2023	0.057 (J)	
7/31/2023	<0.1	
2/26/2024	<0.1	
8/8/2024	0.063 (J)	
2/27/2025	0.062 (J)	
9/3/2025	0.063 (J)	
2/19/2026		<0.1

ND substitution: RL or RL/2 if <15% NDs.

Prediction Limit

Constituent: Fluoride (mg/L) Analysis Run 8/10/2026 4:40 PM View: Appendix III Intrawell

Plant Bowen Client: Southern Company Data: Bowen 1, 2, 9, & 10

	GWC-8RR	GWC-8RR
3/30/2016	0.0228 (J)	
5/24/2016	0.019 (J)	
8/2/2016	<0.1	
9/27/2016	<0.1	
11/22/2016	0.02 (J)	
2/6/2017	<0.1	
4/6/2017	<0.1	
6/14/2017	<0.1	
10/4/2017	<0.1	
3/21/2018	<0.1	
9/18/2018	<0.1	
3/27/2019	<0.1	
9/16/2019	<0.1	
3/12/2020	<0.1	
9/17/2020	<0.1	
3/17/2021	<0.1	
8/10/2021	<0.1	
2/2/2022	<0.1	
8/17/2022	0.062 (J)	
2/21/2023	0.057 (J)	
7/31/2023	<0.1	
2/27/2024	<0.1	
8/12/2024	<0.1	
3/4/2025	0.055 (J)	
9/3/2025	<0.1	
2/19/2026		<0.1

ND substitution: RL or RL/2 if <15% NDs.

Prediction Limit

Constituent: Fluoride (mg/L) Analysis Run 8/10/2026 4:40 PM View: Appendix III Intrawell

Plant Bowen Client: Southern Company Data: Bowen 1, 2, 9, & 10

	GWC-8Z	GWC-8Z
3/22/2016	0.048 (J)	
5/25/2016	0.0345 (J)	
8/2/2016	0.08 (J)	
9/26/2016	0.07 (J)	
11/21/2016	0.07 (J)	
2/3/2017	<0.1	
4/7/2017	0.03 (J)	
6/13/2017	0.05 (J)	
10/3/2017	0.1 (J)	
3/20/2018	<0.1	
9/18/2018	0.12 (J)	
5/6/2019	<0.1	
9/16/2019	<0.1	
3/16/2020	<0.1	
9/17/2020	<0.1	
3/18/2021	<0.1	
8/10/2021	<0.1	
2/2/2022	<0.1	
8/17/2022	0.062 (J)	
2/20/2023	0.061 (J)	
7/31/2023	0.056 (J)	
2/26/2024	<0.1	
8/12/2024	<0.1	
2/28/2025	<0.1	
9/3/2025	0.065 (J)	
2/19/2026		<0.1

ND substitution: RL or RL/2 if <15% NDs.

Prediction Limit

Constituent: Fluoride (mg/L) Analysis Run 8/10/2026 4:40 PM View: Appendix III Intrawell

Plant Bowen Client: Southern Company Data: Bowen 1, 2, 9, & 10

	GWC-9	GWC-9
3/30/2016	0.0241 (J)	
5/26/2016	0.0307 (J)	
8/5/2016	<0.1	
9/28/2016	<0.1	
11/21/2016	0.05 (J)	
2/6/2017	<0.1	
4/6/2017	<0.1	
6/13/2017	<0.1	
10/3/2017	<0.1	
3/20/2018	<0.1	
9/18/2018	0.11 (J)	
3/21/2019	<0.1	
9/16/2019	<0.1	
3/12/2020	<0.1	
9/17/2020	<0.1	
3/18/2021	<0.1	
8/10/2021	<0.1	
2/2/2022	<0.1	
8/17/2022	0.067 (J)	
2/21/2023	<0.1	
7/31/2023	<0.1	
2/27/2024	<0.1	
8/12/2024	<0.1	
2/28/2025	<0.1	
9/3/2025	0.064 (J)	
2/18/2026		<0.1

ND substitution: RL or RL/2 if <15% NDs.

Prediction Limit

Constituent: Fluoride (mg/L) Analysis Run 8/10/2026 4:40 PM View: Appendix III Intrawell

Plant Bowen Client: Southern Company Data: Bowen 1, 2, 9, & 10

	GWC-10	GWC-10
3/31/2016	0.0389 (J)	
5/26/2016	0.0375 (J)	
8/5/2016	0.03 (J)	
9/28/2016	<0.1	
11/22/2016	0.04 (J)	
2/7/2017	<0.1	
4/10/2017	<0.1	
6/14/2017	0.02 (J)	
10/4/2017	<0.1	
3/20/2018	<0.1	
9/18/2018	0.12 (J)	
3/22/2019	0.045 (J)	
9/17/2019	<0.1	
3/12/2020	<0.1	
9/17/2020	<0.1	
3/18/2021	<0.1	
8/10/2021	<0.1	
2/4/2022	<0.1	
8/17/2022	0.094 (J)	
2/20/2023	<0.1	
7/31/2023	0.07 (J)	
2/27/2024	0.05 (J)	
8/12/2024	<0.1	
2/28/2025	<0.1	
9/3/2025	0.07 (J)	
2/19/2026		<0.1

ND substitution: RL or RL/2 if <15% NDs.

Prediction Limit

Constituent: Fluoride (mg/L) Analysis Run 8/10/2026 4:40 PM View: Appendix III Intrawell

Plant Bowen Client: Southern Company Data: Bowen 1, 2, 9, & 10

	GWC-10R	GWC-10R
3/31/2016	0.0209 (J)	
5/26/2016	0.037 (J)	
8/3/2016	<0.1	
9/28/2016	0.05 (J)	
11/22/2016	0.04 (J)	
2/7/2017	<0.1	
4/10/2017	<0.1	
6/14/2017	<0.1	
10/4/2017	<0.1	
3/21/2018	<0.1	
9/18/2018	<0.1	
3/22/2019	<0.1	
9/17/2019	<0.1	
3/12/2020	<0.1	
9/17/2020	<0.1	
3/18/2021	<0.1	
8/11/2021	<0.1	
2/4/2022	<0.1	
8/18/2022	0.051 (J)	
2/20/2023	<0.1	
7/31/2023	<0.1	
2/27/2024	<0.1	
8/12/2024	<0.1	
3/3/2025	<0.1	
9/3/2025	<0.1	
2/19/2026		<0.1

ND substitution: RL or RL/2 if <15% NDs.

Prediction Limit

Constituent: Fluoride (mg/L) Analysis Run 8/10/2026 4:40 PM View: Appendix III Intrawell

Plant Bowen Client: Southern Company Data: Bowen 1, 2, 9, & 10

	GWC-11	GWC-11
4/4/2016	0.0357 (J)	
5/26/2016	0.042 (J)	
8/3/2016	0.04 (J)	
9/28/2016	<0.1	
11/22/2016	0.06 (J)	
2/8/2017	0.05 (J)	
4/10/2017	<0.1	
6/15/2017	0.03 (J)	
10/4/2017	<0.1	
3/21/2018	<0.1	
9/18/2018	0.13 (J)	
3/23/2019	<0.1	
9/17/2019	<0.1	
3/12/2020	<0.1	
9/21/2020	<0.1	
3/19/2021	<0.1	
8/11/2021	<0.1	
2/4/2022	<0.1	
8/18/2022	<0.1	
2/20/2023	<0.1	
8/1/2023	0.05 (J)	
2/28/2024	0.06 (J)	
8/13/2024	<0.1	
3/4/2025	0.065 (J)	
9/3/2025	0.063 (J)	
2/19/2026		<0.1

ND substitution: RL or RL/2 if <15% NDs.

Prediction Limit

Constituent: Fluoride (mg/L) Analysis Run 8/10/2026 4:40 PM View: Appendix III Intrawell

Plant Bowen Client: Southern Company Data: Bowen 1, 2, 9, & 10

	GWC-11R	GWC-11R
4/4/2016	0.022 (J)	
5/26/2016	0.023 (J)	
8/4/2016	0.05 (J)	
9/28/2016	<0.1	
11/22/2016	0.04 (J)	
2/8/2017	<0.1	
4/10/2017	<0.1	
6/15/2017	<0.1	
10/4/2017	<0.1	
3/22/2018	<0.1	
9/18/2018	<0.1	
3/23/2019	<0.1	
9/17/2019	<0.1	
3/12/2020	<0.1	
9/21/2020	<0.1	
3/19/2021	<0.1	
8/11/2021	<0.1	
2/4/2022	<0.1	
8/18/2022	<0.1	
2/20/2023	<0.1	
8/1/2023	<0.1	
2/28/2024	<0.1	
8/12/2024	<0.1	
3/3/2025	<0.1	
9/3/2025	<0.1	
2/20/2026		<0.1

ND substitution: RL or RL/2 if <15% NDs.

Prediction Limit

Constituent: Fluoride (mg/L) Analysis Run 8/10/2026 4:40 PM View: Appendix III Intrawell

Plant Bowen Client: Southern Company Data: Bowen 1, 2, 9, & 10

	GWC-12	GWC-12
4/4/2016	0.035 (J)	
5/27/2016	0.032 (J)	
8/3/2016	<0.1	
9/30/2016	<0.1	
11/22/2016	0.03 (J)	
2/13/2017	<0.1	
4/11/2017	<0.1	
6/14/2017	0.01 (J)	
10/4/2017	<0.1	
3/22/2018	<0.1	
9/18/2018	0.12 (J)	
3/23/2019	<0.1	
9/17/2019	<0.1	
3/12/2020	<0.1	
9/21/2020	<0.1	
3/19/2021	<0.1	
8/11/2021	<0.1	
2/2/2022	<0.1	
8/18/2022	0.052 (J)	
2/21/2023	0.054 (J)	
8/1/2023	<0.1	
2/27/2024	<0.1	
8/12/2024	<0.1	
3/4/2025	0.057 (J)	
9/3/2025	0.055 (J)	
2/18/2026		<0.1

ND substitution: RL or RL/2 if <15% NDs.

Prediction Limit

Constituent: Fluoride (mg/L) Analysis Run 8/10/2026 4:40 PM View: Appendix III Intrawell

Plant Bowen Client: Southern Company Data: Bowen 1, 2, 9, & 10

	GWC-13	GWC-13
4/4/2016	0.026 (J)	
5/31/2016	0.0234 (J)	
8/4/2016	0.09 (J)	
9/29/2016	<0.1	
11/28/2016	0.08 (J)	
2/9/2017	0.24 (J)	
4/12/2017	<0.1	
6/16/2017	0.04 (J)	
10/9/2017	<0.1	
3/21/2018	<0.1	
9/19/2018	<0.1	
3/23/2019	<0.1	
9/18/2019	<0.1	
3/13/2020	<0.1	
9/22/2020	<0.1	
3/18/2021	<0.1	
8/11/2021	<0.1	
2/17/2022	<0.1	
8/18/2022	0.061 (J)	
2/22/2023	0.06 (J)	
8/1/2023	<0.1	
2/27/2024	<0.1	
8/12/2024	<0.1	
3/3/2025	<0.1	
9/3/2025	0.055 (J)	
2/19/2026		<0.1

ND substitution: RL or RL/2 if <15% NDs.

Prediction Limit

Constituent: Fluoride (mg/L) Analysis Run 8/10/2026 4:40 PM View: Appendix III Intrawell

Plant Bowen Client: Southern Company Data: Bowen 1, 2, 9, & 10

	GWC-13RZ	GWC-13RZ
4/4/2016	0.044 (J)	
6/1/2016	0.0338 (J)	
2/22/2017	0.22 (J)	
4/11/2017	0.16 (J)	
6/16/2017	0.2 (J)	
7/12/2017	0.2 (J)	
7/28/2017	0.18 (J)	
8/10/2017	0.15 (J)	
10/6/2017	0.14 (J)	
3/23/2018	0.24 (J)	
9/20/2018	0.094 (J)	
3/22/2019	0.12 (J)	
9/19/2019	0.17 (J)	
3/17/2020	0.11 (J)	
9/22/2020	0.1 (J)	
3/19/2021	0.12	
8/12/2021	0.11	
2/4/2022	0.13	
8/19/2022	0.14	
2/22/2023	0.15	
8/2/2023	0.14	
2/28/2024	0.14	
8/13/2024	0.12	
3/4/2025	0.16	
9/4/2025	0.16	
2/20/2026		0.16

Prediction Limit

Constituent: Fluoride (mg/L) Analysis Run 8/10/2026 4:40 PM View: Appendix III Intrawell

Plant Bowen Client: Southern Company Data: Bowen 1, 2, 9, & 10

	GWC-14Z	GWC-14Z
4/5/2016	0.019 (J)	
6/1/2016	0.0148 (J)	
8/9/2016	0.04 (J)	
11/28/2016	0.07 (J)	
2/9/2017	0.08 (J)	
4/11/2017	<0.1	
6/14/2017	0.01 (J)	
7/12/2017	0.05 (J)	
10/5/2017	<0.1	
3/22/2018	<0.1	
9/19/2018	<0.1	
3/22/2019	<0.1	
9/17/2019	<0.1	
3/13/2020	<0.1	
9/21/2020	<0.1	
3/18/2021	<0.1	
8/11/2021	<0.1	
2/4/2022	<0.1	
8/18/2022	<0.1	
2/22/2023	<0.1	
8/1/2023	<0.1	
2/28/2024	<0.1	
8/13/2024	<0.1	
3/3/2025	<0.1	
9/4/2025	<0.1	
2/24/2026		<0.1

ND substitution: RL or RL/2 if <15% NDs.

Prediction Limit

Constituent: Fluoride (mg/L) Analysis Run 8/10/2026 4:40 PM View: Appendix III Intrawell

Plant Bowen Client: Southern Company Data: Bowen 1, 2, 9, & 10

	GWC-15R	GWC-15R
4/5/2016	0.027 (J)	
5/31/2016	0.0233 (J)	
8/4/2016	<0.1	
9/29/2016	<0.1	
11/23/2016	0.04 (J)	
2/10/2017	<0.1	
4/12/2017	<0.1	
6/15/2017	0.06 (J)	
10/6/2017	<0.1	
3/23/2018	<0.1	
9/19/2018	<0.1	
3/25/2019	<0.1	
9/17/2019	<0.1	
3/13/2020	<0.1	
9/21/2020	<0.1	
3/18/2021	<0.1	
8/11/2021	<0.1	
2/4/2022	<0.1	
8/19/2022	0.054 (J)	
2/22/2023	0.05 (J)	
8/2/2023	<0.1	
2/28/2024	<0.1	
8/13/2024	<0.1	
3/3/2025	<0.1	
9/4/2025	<0.1	
2/24/2026		<0.1

ND substitution: RL or RL/2 if <15% NDs.

Prediction Limit

Constituent: Fluoride (mg/L) Analysis Run 8/10/2026 4:40 PM View: Appendix III Intrawell

Plant Bowen Client: Southern Company Data: Bowen 1, 2, 9, & 10

	GWC-15Z	GWC-15Z
4/5/2016	0.053 (J)	
5/31/2016	0.0669 (J)	
11/23/2016	0.03 (J)	
2/10/2017	<0.1	
4/11/2017	<0.1	
6/15/2017	0.02 (J)	
7/12/2017	0.04 (J)	
7/26/2017	0.03 (J)	
10/6/2017	<0.1	
3/23/2018	<0.1	
9/19/2018	0.041 (J)	
3/22/2019	<0.1	
9/17/2019	<0.1	
3/13/2020	<0.1	
9/21/2020	<0.1	
3/18/2021	<0.1	
8/11/2021	<0.1	
2/7/2022	<0.1	
8/19/2022	0.053 (J)	
2/22/2023	<0.1	
8/1/2023	<0.1	
2/28/2024	<0.1	
8/13/2024	<0.1	
3/3/2025	<0.1	
9/4/2025	0.054 (J)	
2/24/2026		<0.1

ND substitution: RL or RL/2 if <15% NDs.

Prediction Limit

Constituent: Fluoride (mg/L) Analysis Run 8/10/2026 4:40 PM View: Appendix III Intrawell

Plant Bowen Client: Southern Company Data: Bowen 1, 2, 9, & 10

	GWC-44	GWC-44
3/16/2016	0.0657 (J)	
5/16/2016	0.0415 (J)	
7/25/2016	0.14 (J)	
9/19/2016	<0.1	
11/3/2016	0.06 (J)	
1/19/2017	0.009 (J)	
3/28/2017	0.04 (J)	
6/5/2017	0.06 (J)	
7/20/2017	0.21 (J)	
9/26/2017	0.14 (J)	
3/15/2018	0.11 (J)	
9/12/2018	0.062 (J)	
3/14/2019	0.13 (J)	
9/11/2019	<0.1	
3/10/2020	0.13 (J)	
9/15/2020	<0.1	
3/11/2021	<0.1	
8/4/2021	<0.1	
1/31/2022	<0.1	
8/15/2022	0.056 (J)	
2/14/2023	0.075 (J)	
7/26/2023	<0.1	
2/20/2024	<0.1	
8/6/2024	<0.1	
2/26/2025	0.059 (J)	
8/28/2025	<0.1	
2/16/2026		<0.1

ND substitution: RL or RL/2 if <15% NDs.

Prediction Limit

Constituent: Fluoride (mg/L) Analysis Run 8/10/2026 4:40 PM View: Appendix III Intrawell

Plant Bowen Client: Southern Company Data: Bowen 1, 2, 9, & 10

	GWC-45	GWC-45
3/16/2016	<0.1	
5/16/2016	<0.1	
7/25/2016	0.02 (J)	
9/19/2016	<0.1	
11/4/2016	0.04 (J)	
1/23/2017	0.006 (J)	
3/29/2017	<0.1	
6/7/2017	<0.1	
9/27/2017	<0.1	
3/15/2018	<0.1	
9/13/2018	<0.1	
3/14/2019	<0.1	
9/11/2019	<0.1	
3/10/2020	<0.1	
9/11/2020	<0.1	
3/11/2021	<0.1	
8/6/2021	<0.1	
2/1/2022	<0.1	
8/12/2022	<0.1	
2/15/2023	<0.1	
7/26/2023	<0.1	
2/20/2024	<0.1	
8/5/2024	<0.1	
2/26/2025	<0.1	
9/2/2025	<0.1	
2/17/2026		<0.1

ND substitution: RL or RL/2 if <15% NDs.

Prediction Limit

Constituent: Fluoride (mg/L) Analysis Run 8/10/2026 4:40 PM View: Appendix III Intrawell

Plant Bowen Client: Southern Company Data: Bowen 1, 2, 9, & 10

	GWC-45R	GWC-45R
3/16/2016	0.0167 (J)	
5/16/2016	0.0161 (J)	
7/25/2016	0.14 (J)	
9/19/2016	<0.1	
11/3/2016	0.08 (J)	
1/20/2017	0.01 (J)	
3/29/2017	<0.1	
6/7/2017	<0.1	
9/27/2017	<0.1	
3/15/2018	<0.1	
9/13/2018	<0.1	
3/14/2019	0.039 (J)	
9/11/2019	<0.1	
3/10/2020	<0.1	
9/11/2020	<0.1	
3/11/2021	<0.1	
8/6/2021	<0.1	
2/1/2022	<0.1	
8/12/2022	0.063 (J)	
2/15/2023	<0.1	
7/26/2023	<0.1	
2/20/2024	<0.1	
8/5/2024	<0.1	
2/26/2025	0.055 (J)	
9/2/2025	<0.1	
2/17/2026		<0.1

ND substitution: RL or RL/2 if <15% NDs.

Prediction Limit

Constituent: Fluoride (mg/L) Analysis Run 8/10/2026 4:40 PM View: Appendix III Intrawell

Plant Bowen Client: Southern Company Data: Bowen 1, 2, 9, & 10

	GWC-46R	GWC-46R
3/10/2016	0.0235 (J)	
5/17/2016	0.0281 (J)	
7/26/2016	<0.1	
9/20/2016	<0.1	
11/4/2016	0.05 (J)	
1/20/2017	0.01 (J)	
3/28/2017	<0.1	
6/7/2017	<0.1	
9/29/2017	<0.1	
3/15/2018	<0.1	
9/13/2018	<0.1	
3/18/2019	<0.1	
9/11/2019	<0.1	
3/10/2020	<0.1	
9/14/2020	<0.1	
3/11/2021	<0.1	
8/5/2021	<0.1	
1/31/2022	<0.1	
8/15/2022	0.06 (J)	
2/14/2023	0.091 (J)	
7/26/2023	<0.1	
2/21/2024	<0.1	
8/5/2024	<0.1	
2/26/2025	0.053 (J)	
8/29/2025	<0.1	
2/16/2026		<0.1

ND substitution: RL or RL/2 if <15% NDs.

Prediction Limit

Constituent: Fluoride (mg/L) Analysis Run 8/10/2026 4:40 PM View: Appendix III Intrawell

Plant Bowen Client: Southern Company Data: Bowen 1, 2, 9, & 10

	GWC-47	GWC-47
3/10/2016	0.0439 (J)	
5/18/2016	0.059 (J)	
7/27/2016	0.1 (J)	
9/20/2016	0.04 (J)	
11/7/2016	0.1 (J)	
1/23/2017	0.13 (J)	
3/29/2017	0.04 (J)	
6/8/2017	0.05 (J)	
9/27/2017	0.04 (J)	
3/15/2018	<0.1	
9/13/2018	0.047 (J)	
3/15/2019	<0.1	
9/12/2019	<0.1	
3/9/2020	<0.1	
9/14/2020	<0.1	
3/11/2021	<0.1	
8/5/2021	<0.1	
2/1/2022	<0.1	
8/15/2022	0.058 (J)	
2/15/2023	0.064 (J)	
7/27/2023	<0.1	
2/21/2024	0.059 (J)	
8/5/2024	<0.1	
2/26/2025	0.073 (J)	
8/28/2025	<0.1	
2/17/2026		<0.1

ND substitution: RL or RL/2 if <15% NDs.

Prediction Limit

Constituent: Fluoride (mg/L) Analysis Run 8/10/2026 4:40 PM View: Appendix III Intrawell

Plant Bowen Client: Southern Company Data: Bowen 1, 2, 9, & 10

	GWC-47R	GWC-47R
3/10/2016	0.0551 (J)	
5/18/2016	0.065 (J)	
7/27/2016	0.09 (J)	
9/20/2016	<0.1	
11/4/2016	0.04 (J)	
1/20/2017	0.009 (J)	
3/29/2017	<0.1	
6/8/2017	0.01 (J)	
9/27/2017	<0.1	
3/16/2018	0.13 (J)	
9/13/2018	<0.1	
3/19/2019	<0.1	
9/11/2019	<0.1	
3/9/2020	<0.1	
9/15/2020	<0.1	
3/11/2021	<0.1	
8/5/2021	<0.1	
2/1/2022	<0.1	
8/15/2022	0.069 (J)	
2/15/2023	0.081 (J)	
7/27/2023	<0.1	
2/21/2024	0.095 (J)	
8/5/2024	<0.1	
2/26/2025	0.063 (J)	
9/2/2025	0.064 (J)	
2/17/2026		<0.1

ND substitution: RL or RL/2 if <15% NDs.

Prediction Limit

Constituent: Fluoride (mg/L) Analysis Run 8/10/2026 4:40 PM View: Appendix III Intrawell

Plant Bowen Client: Southern Company Data: Bowen 1, 2, 9, & 10

	GWC-48	GWC-48
3/10/2016	0.0195 (J)	
5/17/2016	0.0156 (J)	
7/27/2016	<0.1	
9/20/2016	0.03 (J)	
11/4/2016	0.06 (J)	
1/23/2017	0.02 (J)	
3/28/2017	<0.1	
6/8/2017	0.06 (J)	
9/29/2017	<0.1	
3/15/2018	<0.1	
9/13/2018	<0.1	
3/15/2019	<0.1	
9/11/2019	<0.1	
3/9/2020	<0.1	
9/14/2020	<0.1	
3/11/2021	<0.1	
8/4/2021	<0.1	
1/31/2022	<0.1	
8/15/2022	0.065 (J)	
2/15/2023	0.058 (J)	
7/26/2023	0.068 (J)	
2/21/2024	0.065 (J)	
8/5/2024	<0.1	
2/26/2025	0.085 (J)	
8/29/2025	0.13	
2/17/2026		<0.1

ND substitution: RL or RL/2 if <15% NDs.

Prediction Limit

Constituent: Fluoride (mg/L) Analysis Run 8/10/2026 4:40 PM View: Appendix III Intrawell

Plant Bowen Client: Southern Company Data: Bowen 1, 2, 9, & 10

	GWC-49R	GWC-49R
3/17/2016	0.0257 (J)	
5/18/2016	0.022 (J)	
7/27/2016	0.07 (J)	
9/21/2016	<0.1	
11/4/2016	0.03 (J)	
1/24/2017	<0.1	
3/29/2017	<0.1	
6/8/2017	0.02 (J)	
9/29/2017	<0.1	
3/15/2018	<0.1	
9/13/2018	<0.1	
3/18/2019	<0.1	
9/11/2019	<0.1	
3/11/2020	<0.1	
9/11/2020	<0.1	
3/15/2021	<0.1	
8/11/2021	<0.1	
2/1/2022	<0.1	
8/15/2022	<0.1	
2/14/2023	<0.1	
7/27/2023	<0.1	
2/21/2024	<0.1	
8/6/2024	0.05 (J)	
2/26/2025	0.05 (J)	
8/29/2025	<0.1	
2/17/2026		<0.1

ND substitution: RL or RL/2 if <15% NDs.

Prediction Limit

Constituent: Fluoride (mg/L) Analysis Run 8/10/2026 4:40 PM View: Appendix III Intrawell

Plant Bowen Client: Southern Company Data: Bowen 1, 2, 9, & 10

	GWC-49Z	GWC-49Z
3/17/2016	0.017 (J)	
5/18/2016	0.015 (J)	
7/28/2016	0.08 (J)	
9/21/2016	<0.1	
11/7/2016	<0.1	
1/24/2017	<0.1	
3/30/2017	<0.1	
6/9/2017	<0.1	
9/29/2017	<0.1	
3/15/2018	<0.1	
9/14/2018	<0.1	
3/19/2019	<0.1	
9/11/2019	<0.1	
3/9/2020	<0.1	
9/14/2020	<0.1	
3/15/2021	<0.1	
8/5/2021	<0.1	
2/1/2022	<0.1	
8/15/2022	<0.1	
2/14/2023	<0.1	
7/27/2023	<0.1	
2/21/2024	<0.1	
8/6/2024	<0.1	
2/26/2025	<0.1	
8/29/2025	<0.1	
2/17/2026		<0.1

ND substitution: RL or RL/2 if <15% NDs.

Prediction Limit

Constituent: Sulfate (mg/L) Analysis Run 8/10/2026 4:40 PM View: Appendix III Intrawell

Plant Bowen Client: Southern Company Data: Bowen 1, 2, 9, & 10

	GWA-1	GWA-1
3/22/2016	2.3685	
5/19/2016	2.14	
7/29/2016	1.9	
9/23/2016	2	
11/9/2016	1.6	
1/30/2017	1.8	
3/30/2017	1.6	
6/9/2017	1.7	
10/2/2017	1.8	
3/16/2018	1.5	
9/17/2018	1.3	
3/20/2019	1.5	
9/12/2019	0.98 (J)	
3/11/2020	0.94 (J)	
9/15/2020	0.96 (J)	
3/16/2021	0.99 (J)	
8/9/2021	1.3	
2/1/2022	0.93 (J)	
8/16/2022	0.78 (J)	
2/16/2023	1.1	
7/27/2023	1.4	
2/22/2024	1	
8/7/2024	1.1	
2/27/2025	0.88 (J)	
9/2/2025	1.2	
2/18/2026		1.2

Prediction Limit

Constituent: Sulfate (mg/L) Analysis Run 8/10/2026 4:40 PM View: Appendix III Intrawell

Plant Bowen Client: Southern Company Data: Bowen 1, 2, 9, & 10

	GWA-2	GWA-2
3/23/2016	105.552	
5/20/2016	44.3	
7/29/2016	48	
9/23/2016	43	
11/9/2016	31	
1/31/2017	4.2	
3/30/2017	53	
6/12/2017	95	
10/2/2017	3.5	
3/19/2018	147	
9/14/2018	7.7	
3/20/2019	3.6	
9/12/2019	5.2	
3/11/2020	131	
9/15/2020	35.3	
3/17/2021	90.7	
8/9/2021	84.7	
2/1/2022	86.1	
8/16/2022	58.5	
2/16/2023	115	
7/27/2023	44	
2/22/2024	82	
8/7/2024	47.5	
2/27/2025	74.4	
9/2/2025	50.8	
2/18/2026		49.3

Prediction Limit

Constituent: Sulfate (mg/L) Analysis Run 8/10/2026 4:40 PM View: Appendix III Intrawell

Plant Bowen Client: Southern Company Data: Bowen 1, 2, 9, & 10

	GWA-2R	GWA-2R
3/23/2016	26.8249	
5/19/2016	3.81	
7/29/2016	1.1	
9/22/2016	0.96 (J)	
11/10/2016	0.72 (J)	
1/31/2017	1.5	
4/3/2017	1.3	
6/9/2017	1.2	
10/2/2017	1.7	
3/16/2018	14.8	
9/14/2018	2.1	
3/19/2019	32.5	
9/13/2019	3.8	
3/11/2020	34.3	
9/15/2020	1	
3/16/2021	3.3	
8/9/2021	1.6	
2/1/2022	1.5	
8/16/2022	7.8	
2/16/2023	38.9	
7/27/2023	17.6	
2/26/2024	20.9	
8/6/2024	5.8	
2/27/2025	41.5	
9/2/2025	9	
2/18/2026		2.1

Prediction Limit

Constituent: Sulfate (mg/L) Analysis Run 8/10/2026 4:40 PM View: Appendix III Intrawell

Plant Bowen Client: Southern Company Data: Bowen 1, 2, 9, & 10

	GWA-3A	GWA-3A
3/23/2016	0.8724 (J)	
5/23/2016	0.805 (J)	
7/29/2016	0.84 (J)	
9/22/2016	0.94 (J)	
11/10/2016	1.1	
1/31/2017	0.92 (J)	
3/30/2017	0.77 (J)	
6/12/2017	0.68 (J)	
10/4/2017	0.5 (J)	
3/19/2018	0.49 (J)	
9/17/2018	0.36 (J)	
3/20/2019	0.38 (J)	
9/13/2019	<1	
3/11/2020	<1	
3/29/2021	5.4	
8/9/2021	5	
2/2/2022	3.4	
8/16/2022	3.5	
2/17/2023	2.5	
8/1/2023	3	
2/22/2024	1.9	
8/8/2024	3.9	
2/26/2025	1.7	
9/2/2025	2.9	
2/17/2026		2.7

Prediction Limit

Constituent: Sulfate (mg/L) Analysis Run 8/10/2026 4:40 PM View: Appendix III Intrawell

Plant Bowen Client: Southern Company Data: Bowen 1, 2, 9, & 10

	GWA-4RZ	GWA-4RZ
2/22/2017	22	
4/7/2017	18	
6/14/2017	20	
7/12/2017	18	
7/20/2017	20	
7/28/2017	18	
8/9/2017	19	
8/24/2017	21	
10/3/2017	25	
12/28/2017	26	
3/21/2018	25.4	
9/18/2018	22.8	
3/21/2019	24.9	
9/13/2019	16.5	
3/12/2020	20.8	
9/17/2020	20.3	
3/16/2021	22.1	
8/10/2021	20.7	
2/3/2022	20.7	
8/17/2022	18.1	
2/17/2023	21.2	
7/28/2023	19.6	
2/27/2024	23.2	
8/8/2024	12.2	
2/28/2025	22.4	
9/3/2025	23.1	
2/18/2026		23.4

Prediction Limit

Constituent: Sulfate (mg/L) Analysis Run 8/10/2026 4:40 PM View: Appendix III Intrawell

Plant Bowen Client: Southern Company Data: Bowen 1, 2, 9, & 10

	GWA-39RZ	GWA-39RZ
2/21/2017	26	
3/27/2017	10	
6/8/2017	6.7	
7/17/2017	6.4	
7/27/2017	18	
8/9/2017	18	
9/29/2017	21	
3/16/2018	15.5	
9/14/2018	11.6	
3/14/2019	9.3	
9/11/2019	14	
3/9/2020	5.8	
9/16/2020	8.6	
3/16/2021	3.5	
8/6/2021	4.2	
2/2/2022	4.5	
8/16/2022	4.5	
2/14/2023	6.3	
7/25/2023	4.9	
2/19/2024	4	
8/1/2024	3.3	
2/26/2025	2.4	
8/28/2025	2.9	
2/18/2026		2.7

Prediction Limit

Constituent: Sulfate (mg/L) Analysis Run 8/10/2026 4:40 PM View: Appendix III Intrawell

Plant Bowen Client: Southern Company Data: Bowen 1, 2, 9, & 10

	GWA-39Z	GWA-39Z
3/14/2016	4.2598	
5/11/2016	6.05	
7/19/2016	9.5	
9/15/2016	6.7	
11/2/2016	5.4	
1/18/2017	5.5	
3/28/2017	2.9	
6/7/2017	2.3	
9/26/2017	3.2	
3/14/2018	3.8	
9/12/2018	3.7	
3/15/2019	3	
9/9/2019	2.4	
3/9/2020	0.84 (J)	
9/10/2020	0.95 (J)	
3/12/2021	2	
8/4/2021	1.3	
1/31/2022	1.2	
8/10/2022	1.3	
2/13/2023	1.7	
7/26/2023	1.5	
2/19/2024	1.1	
8/1/2024	1.2	
2/25/2025	1.2	
8/28/2025	1.2	
2/18/2026		1

Prediction Limit

Constituent: Sulfate (mg/L) Analysis Run 8/10/2026 4:40 PM View: Appendix III Intrawell

Plant Bowen Client: Southern Company Data: Bowen 1, 2, 9, & 10

	GWA-40	GWA-40
3/15/2016	1.2104	
5/11/2016	1.28	
7/21/2016	0.91 (J)	
9/19/2016	1.3	
11/3/2016	1.5	
1/17/2017	1.2	
3/24/2017	0.86 (J)	
5/24/2017	1.2	
9/26/2017	4.2	
12/28/2017	7.4	
3/14/2018	3.8	
9/12/2018	1.7	
3/13/2019	2.1	
9/9/2019	1.6	
3/9/2020	1.2	
9/11/2020	1.3	
3/10/2021	1.5	
8/4/2021	1.4	
1/31/2022	1.2	
8/12/2022	1.2	
2/13/2023	1.4	
7/26/2023	1.4	
2/19/2024	1.2	
8/1/2024	1.5	
2/25/2025	0.71 (J)	
8/27/2025	1.4	
2/16/2026		1.2

Prediction Limit

Constituent: Sulfate (mg/L) Analysis Run 8/10/2026 4:40 PM View: Appendix III Intrawell

Plant Bowen Client: Southern Company Data: Bowen 1, 2, 9, & 10

	GWA-41	GWA-41
3/15/2016	4.9347	
5/12/2016	2.3	
7/20/2016	2	
9/15/2016	1.1	
11/3/2016	1.6	
1/18/2017	1.5	
3/24/2017	1.6	
6/6/2017	4.1	
9/25/2017	1.9	
3/14/2018	11.5	
9/12/2018	1.8	
3/14/2019	6.2	
9/10/2019	1.2	
3/6/2020	10	
9/10/2020	1.7	
3/11/2021	6.1	
8/4/2021	1.7	
1/31/2022	1.8	
8/11/2022	1.9	
2/13/2023	6	
7/25/2023	1.1	
2/19/2024	4.2	
8/1/2024	0.75 (J)	
2/25/2025	5	
8/28/2025	1.2	
2/16/2026		1

Prediction Limit

Constituent: Sulfate (mg/L) Analysis Run 8/10/2026 4:40 PM View: Appendix III Intrawell

Plant Bowen Client: Southern Company Data: Bowen 1, 2, 9, & 10

	GWA-41R	GWA-41R
3/15/2016	6.4987	
5/13/2016	3.68	
7/21/2016	4.5	
9/21/2016	2.8	
11/3/2016	6.7	
1/17/2017	1.1	
3/27/2017	0.85 (J)	
6/6/2017	6.1	
9/25/2017	3.5	
3/14/2018	10.9	
9/12/2018	3.7	
3/14/2019	8.9	
9/10/2019	8.4	
3/9/2020	8.5	
9/10/2020	5.9	
3/10/2021	8.4	
8/4/2021	6.4	
1/31/2022	8.5	
8/11/2022	4.7	
2/13/2023	10.2	
7/25/2023	3	
2/19/2024	9.6	
8/1/2024	2.7	
2/25/2025	5.8	
8/27/2025	2.3	
2/16/2026		4.9

Prediction Limit

Constituent: Sulfate (mg/L) Analysis Run 8/10/2026 4:40 PM View: Appendix III Intrawell

Plant Bowen Client: Southern Company Data: Bowen 1, 2, 9, & 10

	GWA-42	GWA-42
3/11/2016	1.4538	
5/16/2016	1.18	
7/22/2016	1.8	
9/19/2016	1.4	
11/3/2016	1.6	
1/17/2017	1.8	
3/27/2017	2	
6/7/2017	1.9	
9/26/2017	2	
3/14/2018	2.1	
9/14/2018	1.6	
3/14/2019	2.2	
9/10/2019	1.2	
3/6/2020	1.7	
9/10/2020	0.95 (J)	
3/11/2021	1.6	
8/4/2021	1.4	
1/31/2022	1.1	
8/10/2022	1	
2/13/2023	1.6	
7/26/2023	1.1	
2/20/2024	1.2	
8/1/2024	1.1	
2/25/2025	1.2	
8/28/2025	1.4	
2/16/2026		1.4

Prediction Limit

Constituent: Sulfate (mg/L) Analysis Run 8/10/2026 4:40 PM View: Appendix III Intrawell

Plant Bowen Client: Southern Company Data: Bowen 1, 2, 9, & 10

	GWA-43	GWA-43
3/11/2016	1.1313	
5/13/2016	1.96	
7/19/2016	1.3	
9/16/2016	1.1	
11/2/2016	1.2	
1/18/2017	0.84 (J)	
3/28/2017	0.7 (J)	
6/6/2017	0.47 (J)	
9/22/2017	0.59 (J)	
3/14/2018	0.39 (J)	
9/12/2018	0.3 (J)	
3/13/2019	0.43 (J)	
9/11/2019	<1	
3/9/2020	<1	
9/11/2020	<1	
3/11/2021	<1	
8/6/2021	<1	
1/31/2022	<1	
8/11/2022	<1	
2/14/2023	<1	
7/25/2023	<1	
2/20/2024	<1	
8/2/2024	<1	
2/25/2025	<1	
8/28/2025	<1	
2/16/2026		<1

ND substitution: RL or RL/2 if <15% NDs.

Prediction Limit

Constituent: Sulfate (mg/L) Analysis Run 8/10/2026 4:40 PM View: Appendix III Intrawell

Plant Bowen Client: Southern Company Data: Bowen 1, 2, 9, & 10

	GWA-43R	GWA-43R
3/11/2016	3.8282	
5/13/2016	3.56	
7/19/2016	5.6	
9/16/2016	6.7	
11/2/2016	8.1	
1/18/2017	8.9	
3/28/2017	8.2	
6/6/2017	7	
9/22/2017	8.3	
3/15/2018	5.1	
9/12/2018	5.6	
3/13/2019	4.4	
9/11/2019	5	
3/9/2020	3.9	
9/14/2020	4.9	
3/11/2021	4.3	
8/5/2021	2.9	
1/31/2022	2.5	
8/10/2022	2.5	
2/13/2023	2.5	
7/25/2023	2.6	
2/20/2024	2.8	
8/2/2024	3.2	
2/25/2025	2.1	
8/28/2025	2.8	
2/16/2026		3.4

Prediction Limit

Constituent: Sulfate (mg/L) Analysis Run 8/10/2026 4:40 PM View: Appendix III Intrawell

Plant Bowen Client: Southern Company Data: Bowen 1, 2, 9, & 10

	GWA-50	GWA-50
3/28/2016	0.7283 (J)	
5/23/2016	0.728 (J)	
8/1/2016	0.78 (J)	
9/26/2016	0.82 (J)	
11/10/2016	0.92 (J)	
1/30/2017	0.88 (J)	
4/7/2017	0.82 (J)	
6/12/2017	0.78 (J)	
10/2/2017	0.71 (J)	
3/16/2018	0.67 (J)	
9/17/2018	0.47 (J)	
3/19/2019	0.52 (J)	
9/13/2019	0.55 (J)	
3/11/2020	<1	
9/16/2020	<1	
3/17/2021	<1	
8/9/2021	<1	
2/1/2022	<1	
8/16/2022	<1	
2/16/2023	<1	
7/28/2023	0.53 (J)	
2/22/2024	<1	
8/8/2024	0.53 (J)	
2/27/2025	<1	
9/2/2025	0.52 (J)	
2/17/2026		<1

ND substitution: RL or RL/2 if <15% NDs.

Prediction Limit

Constituent: Sulfate (mg/L) Analysis Run 8/10/2026 4:41 PM View: Appendix III Intrawell

Plant Bowen Client: Southern Company Data: Bowen 1, 2, 9, & 10

	GWA-50R	GWA-50R
3/28/2016	0.9594 (J)	
5/25/2016	1.59	
8/1/2016	1	
9/26/2016	1.2	
11/11/2016	1.2	
1/30/2017	1	
4/3/2017	1.3	
6/12/2017	1.1	
10/2/2017	1.1	
3/16/2018	0.87 (J)	
9/18/2018	0.87 (J)	
3/19/2019	0.97 (J)	
9/12/2019	0.8 (J)	
3/11/2020	0.85 (J)	
9/15/2020	0.54 (J)	
3/17/2021	0.86 (J)	
8/9/2021	0.77 (J)	
2/2/2022	0.53 (J)	
8/17/2022	0.55 (J)	
2/16/2023	0.58 (J)	
7/28/2023	0.71 (J)	
2/22/2024	<1	
8/8/2024	0.69 (J)	
2/28/2025	0.51 (J)	
9/2/2025	0.7 (J)	
2/17/2026		<1

ND substitution: RL or RL/2 if <15% NDs.

Prediction Limit

Constituent: Sulfate (mg/L) Analysis Run 8/10/2026 4:41 PM View: Appendix III Intrawell

Plant Bowen Client: Southern Company Data: Bowen 1, 2, 9, & 10

	GWC-5	GWC-5
3/28/2016	1.87	
5/25/2016	1.41	
8/1/2016	1.5	
9/27/2016	1.4	
11/11/2016	1.5	
1/31/2017	1.8	
4/3/2017	1.5	
6/12/2017	2.1	
10/3/2017	1.4	
3/19/2018	1.3	
9/17/2018	1.3	
3/20/2019	1.3	
9/16/2019	1.2	
3/16/2020	1.1	
9/16/2020	1.1	
3/17/2021	1.1	
8/9/2021	1.2	
2/2/2022	1	
8/16/2022	1	
2/20/2023	1.4	
7/28/2023	1.4	
2/26/2024	1	
8/8/2024	1.1	
2/27/2025	0.74 (J)	
9/3/2025	1.1	
2/19/2026		0.9 (J)

Prediction Limit

Constituent: Sulfate (mg/L) Analysis Run 8/10/2026 4:41 PM View: Appendix III Intrawell

Plant Bowen Client: Southern Company Data: Bowen 1, 2, 9, & 10

	GWC-6	GWC-6
3/29/2016	3.5801	
5/24/2016	2.79	
8/1/2016	2.2	
9/26/2016	1.8	
11/18/2016	1.8	
2/1/2017	2.8	
4/6/2017	2.5	
6/13/2017	2.8	
10/3/2017	2.6	
3/19/2018	2.6	
9/17/2018	2.2	
3/21/2019	2.7	
9/16/2019	2	
3/12/2020	2.1	
9/16/2020	1.8	
3/17/2021	2.2	
8/10/2021	1.7	
2/2/2022	1.7	
8/17/2022	1.6	
2/17/2023	2	
7/31/2023	1.7	
2/26/2024	1.7	
8/8/2024	1.6	
2/27/2025	1.4	
9/3/2025	1.3	
2/20/2026		1.1

Prediction Limit

Constituent: Sulfate (mg/L) Analysis Run 8/10/2026 4:41 PM View: Appendix III Intrawell

Plant Bowen Client: Southern Company Data: Bowen 1, 2, 9, & 10

	GWC-6RZ	GWC-6RZ
3/29/2016	1.4863	
5/24/2016	1.62	
8/1/2016	2.3	
9/26/2016	2.4	
11/14/2016	2.8	
2/1/2017	2.6	
4/6/2017	2.3	
6/13/2017	2.2	
10/3/2017	2.6	
3/20/2018	2.5	
9/17/2018	2.5	
3/21/2019	1.7	
9/16/2019	1.6	
3/12/2020	1.4	
9/16/2020	1.3	
3/17/2021	1.8	
8/10/2021	1.4	
2/2/2022	1.5	
8/17/2022	1.2	
2/17/2023	1.8	
7/28/2023	1.7	
2/26/2024	1.5	
8/8/2024	1.4	
2/27/2025	1.1	
9/2/2025	1.4	
2/20/2026		1.4

Prediction Limit

Constituent: Sulfate (mg/L) Analysis Run 8/10/2026 4:41 PM View: Appendix III Intrawell

Plant Bowen Client: Southern Company Data: Bowen 1, 2, 9, & 10

	GWC-7Z	GWC-7Z
5/31/2016	2.03	
8/2/2016	0.96 (J)	
9/27/2016	0.87 (J)	
11/21/2016	0.93 (J)	
2/1/2017	0.76 (J)	
4/6/2017	0.81 (J)	
6/13/2017	0.58 (J)	
7/14/2017	0.04 (J)	
10/3/2017	0.87 (J)	
3/20/2018	0.5 (J)	
9/18/2018	0.65 (J)	
3/21/2019	1.9	
9/13/2019	0.76 (J)	
3/12/2020	1.7	
9/16/2020	1.1	
3/17/2021	1.3	
8/10/2021	1.1	
2/2/2022	1.3	
8/17/2022	0.91 (J)	
2/20/2023	1.7	
7/31/2023	1.1	
2/26/2024	0.98 (J)	
8/8/2024	0.97 (J)	
2/27/2025	0.69 (J)	
9/3/2025	1.1	
2/19/2026		0.7 (J)

Prediction Limit

Constituent: Sulfate (mg/L) Analysis Run 8/10/2026 4:41 PM View: Appendix III Intrawell

Plant Bowen Client: Southern Company Data: Bowen 1, 2, 9, & 10

	GWC-8RR	GWC-8RR
3/30/2016	1.9542	
5/24/2016	0.989 (J)	
8/2/2016	1	
9/27/2016	0.95 (J)	
11/22/2016	1.1	
2/6/2017	0.96 (J)	
4/6/2017	0.88 (J)	
6/14/2017	0.97 (J)	
10/4/2017	0.84 (J)	
3/21/2018	1.2	
9/18/2018	0.9 (J)	
3/27/2019	1.5	
9/16/2019	0.69 (J)	
3/12/2020	1.8	
9/17/2020	0.6 (J)	
3/17/2021	0.72 (J)	
8/10/2021	0.64 (J)	
2/2/2022	0.72 (J)	
8/17/2022	0.53 (J)	
2/21/2023	1.7	
7/31/2023	0.86 (J)	
2/27/2024	0.66 (J)	
8/12/2024	0.88 (J)	
3/4/2025	0.98 (J)	
9/3/2025	0.78 (J)	
2/19/2026		0.54 (J)

Prediction Limit

Constituent: Sulfate (mg/L) Analysis Run 8/10/2026 4:41 PM View: Appendix III Intrawell

Plant Bowen Client: Southern Company Data: Bowen 1, 2, 9, & 10

	GWC-8Z	GWC-8Z
3/22/2016	3.9321	
5/25/2016	2.68	
8/2/2016	2.7	
9/26/2016	2.9	
11/21/2016	2.8	
2/3/2017	2.7	
4/7/2017	2.3	
6/13/2017	2	
10/3/2017	1.9	
3/20/2018	1.6	
9/18/2018	1.6	
5/6/2019	2.1	
9/16/2019	1	
3/16/2020	0.66 (J)	
9/17/2020	0.74 (J)	
3/18/2021	1.1	
8/10/2021	0.72 (J)	
2/2/2022	0.72 (J)	
8/17/2022	0.58 (J)	
2/20/2023	1.1	
7/31/2023	0.81 (J)	
2/26/2024	0.63 (J)	
8/12/2024	0.54 (J)	
2/28/2025	0.52 (J)	
9/3/2025	0.78 (J)	
2/19/2026		0.54 (J)

Prediction Limit

Constituent: Sulfate (mg/L) Analysis Run 8/10/2026 4:41 PM View: Appendix III Intrawell

Plant Bowen Client: Southern Company Data: Bowen 1, 2, 9, & 10

	GWC-9	GWC-9
3/30/2016	2	
5/26/2016	2.93	
8/5/2016	3.6	
9/28/2016	3.2	
11/21/2016	3.3	
2/6/2017	1.3	
4/6/2017	1.2	
6/13/2017	2	
10/3/2017	2.8	
3/20/2018	1.2	
9/18/2018	2.6	
3/21/2019	2.3	
9/16/2019	3	
3/12/2020	1.1	
9/17/2020	3.5	
3/18/2021	2.1	
8/10/2021	1.7	
2/2/2022	2.5	
8/17/2022	2.5	
2/21/2023	3	
7/31/2023	4.1	
2/27/2024	3.1	
8/12/2024	5.4	
2/28/2025	6.5	
9/3/2025	5.2	
2/18/2026		5

Prediction Limit

Constituent: Sulfate (mg/L) Analysis Run 8/10/2026 4:41 PM View: Appendix III Intrawell

Plant Bowen Client: Southern Company Data: Bowen 1, 2, 9, & 10

	GWC-10	GWC-10
3/31/2016	1.17	
5/26/2016	1.01	
8/5/2016	1.1	
9/28/2016	1	
11/22/2016	1.8	
2/7/2017	1.7	
4/10/2017	1.9	
6/14/2017	1.1	
10/4/2017	1.8	
3/20/2018	1.4	
9/18/2018	1.6	
3/22/2019	1.6	
9/17/2019	1.2	
3/12/2020	1.3	
9/17/2020	0.87 (J)	
3/18/2021	1.2	
8/10/2021	1.3	
2/4/2022	1.2	
8/17/2022	1.1	
2/20/2023	1.5	
7/31/2023	1.6	
2/27/2024	0.65 (J)	
8/12/2024	2.3	
2/28/2025	1.1	
9/3/2025	2.1	
2/19/2026		2.3

Prediction Limit

Constituent: Sulfate (mg/L) Analysis Run 8/10/2026 4:41 PM View: Appendix III Intrawell

Plant Bowen Client: Southern Company Data: Bowen 1, 2, 9, & 10

	GWC-10R	GWC-10R
3/31/2016	1.5	
5/26/2016	1.51	
8/3/2016	1.4	
9/28/2016	1.6	
11/22/2016	1.6	
2/7/2017	2	
4/10/2017	1.7	
6/14/2017	1.4	
10/4/2017	1.4	
3/21/2018	1.1	
9/18/2018	1.9	
3/22/2019	1.3	
9/17/2019	1.6	
3/12/2020	0.99 (J)	
9/17/2020	0.95 (J)	
3/18/2021	0.96 (J)	
8/11/2021	1	
2/4/2022	1.1	
8/18/2022	1.5	
2/20/2023	1.5	
7/31/2023	1.3	
2/27/2024	0.8 (J)	
8/12/2024	1.3	
3/3/2025	0.9 (J)	
9/3/2025	1.2	
2/19/2026		0.98 (J)

Prediction Limit

Constituent: Sulfate (mg/L) Analysis Run 8/10/2026 4:41 PM View: Appendix III Intrawell

Plant Bowen Client: Southern Company Data: Bowen 1, 2, 9, & 10

	GWC-11	GWC-11
4/4/2016	2.57	
5/26/2016	2.5	
8/3/2016	3	
9/28/2016	2.3	
11/22/2016	3.8	
2/8/2017	3.1	
4/10/2017	2.5	
6/15/2017	2.5	
10/4/2017	2.5	
3/21/2018	2.4	
9/18/2018	2.8	
3/23/2019	2.1	
9/17/2019	2.6	
3/12/2020	1.8	
9/21/2020	2	
3/19/2021	1.9	
8/11/2021	1.4	
2/4/2022	1.7	
8/18/2022	1.6	
2/20/2023	1.7	
8/1/2023	2.1	
2/28/2024	1.8	
8/13/2024	1 (J)	
3/4/2025	1.6	
9/3/2025	2.1	
2/19/2026		2.3

Prediction Limit

Constituent: Sulfate (mg/L) Analysis Run 8/10/2026 4:41 PM View: Appendix III Intrawell

Plant Bowen Client: Southern Company Data: Bowen 1, 2, 9, & 10

	GWC-11R	GWC-11R
4/4/2016	2.99	
5/26/2016	2.68	
8/4/2016	3.6	
9/28/2016	4.4	
11/22/2016	3.8	
2/8/2017	2.7	
4/10/2017	2.2	
6/15/2017	2.3	
10/4/2017	2.8	
3/22/2018	2.2	
9/18/2018	2.6	
3/23/2019	2.1	
9/17/2019	2	
3/12/2020	1.5	
9/21/2020	1.8	
3/19/2021	1.5	
8/11/2021	1.5	
2/4/2022	1.5	
8/18/2022	1.9	
2/20/2023	1.8	
8/1/2023	1.9	
2/28/2024	1.3	
8/12/2024	1.8	
3/3/2025	1.4	
9/3/2025	1.6	
2/20/2026		1.7

Prediction Limit

Constituent: Sulfate (mg/L) Analysis Run 8/10/2026 4:41 PM View: Appendix III Intrawell

Plant Bowen Client: Southern Company Data: Bowen 1, 2, 9, & 10

	GWC-12	GWC-12
4/4/2016	0.3574 (J)	
5/27/2016	<1	
8/3/2016	0.35 (J)	
9/30/2016	0.47 (J)	
11/22/2016	0.36 (J)	
2/13/2017	0.79 (J)	
4/11/2017	0.42 (J)	
6/14/2017	0.3 (J)	
10/4/2017	0.36 (J)	
3/22/2018	0.3 (J)	
9/18/2018	0.34 (J)	
3/23/2019	0.3 (J)	
9/17/2019	<1	
3/12/2020	<1	
9/21/2020	<1	
3/19/2021	<1	
8/11/2021	<1	
2/2/2022	<1	
8/18/2022	<1	
2/21/2023	<1	
8/1/2023	<1	
2/27/2024	<1	
8/12/2024	<1	
3/4/2025	<1	
9/3/2025	<1	
2/18/2026		<1

ND substitution: RL or RL/2 if <15% NDs.

Prediction Limit

Constituent: Sulfate (mg/L) Analysis Run 8/10/2026 4:41 PM View: Appendix III Intrawell

Plant Bowen Client: Southern Company Data: Bowen 1, 2, 9, & 10

	GWC-13	GWC-13
4/4/2016	24.8	
5/31/2016	42.5	
8/4/2016	91	
9/29/2016	110	
11/28/2016	120	
2/9/2017	150	
4/12/2017	120	
6/16/2017	120	
10/9/2017	130	
3/21/2018	59.1	
9/19/2018	64.5	
3/23/2019	15.5	
9/18/2019	50.7	
3/13/2020	16.9	
9/22/2020	39.6	
3/18/2021	19.3	
8/11/2021	9.7	
2/17/2022	6.9	
8/18/2022	16	
2/22/2023	8.7	
8/1/2023	28.8	
2/27/2024	20.2	
8/12/2024	32.8	
3/3/2025	15.6	
9/3/2025	35.4	
2/19/2026		44.2

Prediction Limit

Constituent: Sulfate (mg/L) Analysis Run 8/10/2026 4:41 PM View: Appendix III Intrawell

Plant Bowen Client: Southern Company Data: Bowen 1, 2, 9, & 10

	GWC-13RZ	GWC-13RZ
4/4/2016	17.5 (O)	
6/1/2016	20.9 (O)	
2/22/2017	48	
4/11/2017	41	
6/16/2017	33	
7/12/2017	58	
7/28/2017	55	
8/10/2017	66	
10/6/2017	77	
3/23/2018	75.8	
9/20/2018	72.2	
3/22/2019	57.9	
9/19/2019	68.1	
3/17/2020	72.1	
9/22/2020	69.8	
3/19/2021	74.2	
8/12/2021	56.7	
2/4/2022	63.1	
8/19/2022	65.7	
2/22/2023	59.7	
8/2/2023	55.5	
2/28/2024	58.7	
8/13/2024	55.6	
3/4/2025	51.8	
9/4/2025	48.7	
2/20/2026		47.3

Prediction Limit

Constituent: Sulfate (mg/L) Analysis Run 8/10/2026 4:41 PM View: Appendix III Intrawell

Plant Bowen Client: Southern Company Data: Bowen 1, 2, 9, & 10

	GWC-14Z	GWC-14Z
4/5/2016	1.65	
6/1/2016	1.75	
8/9/2016	50 (o)	
11/28/2016	2.7	
2/9/2017	2.7	
4/11/2017	4.9	
6/14/2017	2.4	
7/12/2017	4.1	
10/5/2017	1.6	
3/22/2018	2.5	
9/19/2018	1.7	
3/22/2019	6.2	
9/17/2019	6.1	
3/13/2020	11.1	
9/21/2020	5.5	
3/18/2021	7.8	
8/11/2021	6.9	
2/4/2022	6.4	
8/18/2022	9.2	
2/22/2023	10.7	
8/1/2023	6.6	
2/28/2024	6.8	
8/13/2024	7	
3/3/2025	6.4	
9/4/2025	6	
2/24/2026		5.5

Prediction Limit

Constituent: Sulfate (mg/L) Analysis Run 8/10/2026 4:41 PM View: Appendix III Intrawell

Plant Bowen Client: Southern Company Data: Bowen 1, 2, 9, & 10

	GWC-15R	GWC-15R
4/5/2016	7.45	
5/31/2016	7.29	
8/4/2016	7.6	
9/29/2016	6.1	
11/23/2016	10	
2/10/2017	6.7	
4/12/2017	9.2	
6/15/2017	9.2	
10/6/2017	10	
3/23/2018	10.6	
9/19/2018	10.4	
3/25/2019	11.2	
9/17/2019	13.1	
3/13/2020	8.8	
9/21/2020	9	
3/18/2021	10.4	
8/11/2021	9.1	
2/4/2022	8.3	
8/19/2022	6.9	
2/22/2023	7.5	
8/2/2023	4.7	
2/28/2024	5.3	
8/13/2024	1.9	
3/3/2025	1.4	
9/4/2025	2	
2/24/2026		1.6

Prediction Limit

Constituent: Sulfate (mg/L) Analysis Run 8/10/2026 4:41 PM View: Appendix III Intrawell

Plant Bowen Client: Southern Company Data: Bowen 1, 2, 9, & 10

	GWC-15Z	GWC-15Z
4/5/2016	10.1	
5/31/2016	12.1	
11/23/2016	1.3	
2/10/2017	4.2	
4/11/2017	3.2	
6/15/2017	2.5	
7/12/2017	6.9	
7/26/2017	2.9	
10/6/2017	6.6	
3/23/2018	1.6	
9/19/2018	2.6	
3/22/2019	2.1	
9/17/2019	1.6	
3/13/2020	1.1	
9/21/2020	0.9 (J)	
3/18/2021	0.76 (J)	
8/11/2021	0.65 (J)	
2/7/2022	0.64 (J)	
8/19/2022	0.87 (J)	
2/22/2023	0.81 (J)	
8/1/2023	0.73 (J)	
2/28/2024	<1	
8/13/2024	<1	
3/3/2025	<1	
9/4/2025	0.67 (J)	
2/24/2026		0.68 (J)

ND substitution: RL or RL/2 if <15% NDs.

Prediction Limit

Constituent: Sulfate (mg/L) Analysis Run 8/10/2026 4:41 PM View: Appendix III Intrawell

Plant Bowen Client: Southern Company Data: Bowen 1, 2, 9, & 10

	GWC-44	GWC-44
3/16/2016	14.7828	
5/16/2016	10.2	
7/25/2016	8.4	
9/19/2016	2.5	
11/3/2016	3.3	
1/19/2017	3.2	
3/28/2017	16	
6/5/2017	38	
7/20/2017	48	
9/26/2017	18	
3/15/2018	32.4	
9/12/2018	16	
3/14/2019	79.7 (O)	
9/11/2019	19.8	
3/10/2020	48.5	
9/15/2020	23.1	
3/11/2021	35.5	
8/4/2021	35.1	
1/31/2022	29.7	
8/15/2022	27.6	
2/14/2023	33.8	
7/26/2023	8.1	
2/20/2024	18.6	
8/6/2024	3.8	
2/26/2025	16.1	
8/28/2025	3.1	
2/16/2026		2.6

Prediction Limit

Constituent: Sulfate (mg/L) Analysis Run 8/10/2026 4:41 PM View: Appendix III Intrawell

Plant Bowen Client: Southern Company Data: Bowen 1, 2, 9, & 10

	GWC-45	GWC-45
3/16/2016	0.6294 (J)	
5/16/2016	0.5151 (J)	
7/25/2016	0.68 (J)	
9/19/2016	0.72 (J)	
11/4/2016	0.75 (J)	
1/23/2017	0.99 (J)	
3/29/2017	1.5	
6/7/2017	0.63 (J)	
9/27/2017	1.2	
3/15/2018	0.75 (J)	
9/13/2018	1.3	
3/14/2019	0.72 (J)	
9/11/2019	<1	
3/10/2020	0.61 (J)	
9/11/2020	<1	
3/11/2021	<1	
8/6/2021	<1	
2/1/2022	<1	
8/12/2022	<1	
2/15/2023	<1	
7/26/2023	0.74 (J)	
2/20/2024	<1	
8/5/2024	0.7 (J)	
2/26/2025	<1	
9/2/2025	0.7 (J)	
2/17/2026		<1

ND substitution: RL or RL/2 if <15% NDs.

Prediction Limit

Constituent: Sulfate (mg/L) Analysis Run 8/10/2026 4:41 PM View: Appendix III Intrawell

Plant Bowen Client: Southern Company Data: Bowen 1, 2, 9, & 10

	GWC-45R	GWC-45R
3/16/2016	2.8721	
5/16/2016	2.27	
7/25/2016	2.6	
9/19/2016	2.8	
11/3/2016	2.6	
1/20/2017	2.8	
3/29/2017	3.1	
6/7/2017	3.2	
9/27/2017	2.5	
3/15/2018	2.9	
9/13/2018	2.3	
3/14/2019	4.3	
9/11/2019	2.6	
3/10/2020	5.2	
9/11/2020	2.8	
3/11/2021	4.2	
8/6/2021	4	
2/1/2022	6.1	
8/12/2022	3.6	
2/15/2023	10.1	
7/26/2023	3.5	
2/20/2024	3.7	
8/5/2024	3.3	
2/26/2025	3.3	
9/2/2025	3	
2/17/2026		3.6

Prediction Limit

Constituent: Sulfate (mg/L) Analysis Run 8/10/2026 4:41 PM View: Appendix III Intrawell

Plant Bowen Client: Southern Company Data: Bowen 1, 2, 9, & 10

	GWC-46R	GWC-46R
3/10/2016	5.7554	
5/17/2016	8.67	
7/26/2016	6.6	
9/20/2016	5.8	
11/4/2016	6.1	
1/20/2017	7	
3/28/2017	7.7	
6/7/2017	6.4	
9/29/2017	8.4	
3/15/2018	6.4	
9/13/2018	7.2	
3/18/2019	4.4	
9/11/2019	7	
3/10/2020	5.5	
9/14/2020	6.9	
3/11/2021	6.7	
8/5/2021	6	
1/31/2022	5.2	
8/15/2022	5.6	
2/14/2023	4.7	
7/26/2023	4	
2/21/2024	3.9	
8/5/2024	4.8	
2/26/2025	3.2	
8/29/2025	4.2	
2/16/2026		4.7

Prediction Limit

Constituent: Sulfate (mg/L) Analysis Run 8/10/2026 4:41 PM View: Appendix III Intrawell

Plant Bowen Client: Southern Company Data: Bowen 1, 2, 9, & 10

	GWC-47	GWC-47
3/10/2016	3.4409	
5/18/2016	4.09	
7/27/2016	4	
9/20/2016	4.3	
11/7/2016	4.1	
1/23/2017	5.1	
3/29/2017	5.2	
6/8/2017	3.8	
9/27/2017	4.3	
3/15/2018	3.7	
9/13/2018	4.8	
3/15/2019	4.2	
9/12/2019	4.7	
3/9/2020	4.3	
9/14/2020	4.3	
3/11/2021	4.7	
8/5/2021	4.3	
2/1/2022	4.3	
8/15/2022	8.4	
2/15/2023	4.3	
7/27/2023	5	
2/21/2024	5.9	
8/5/2024	7	
2/26/2025	7	
8/28/2025	6	
2/17/2026		7.7

Prediction Limit

Constituent: Sulfate (mg/L) Analysis Run 8/10/2026 4:41 PM View: Appendix III Intrawell

Plant Bowen Client: Southern Company Data: Bowen 1, 2, 9, & 10

	GWC-47R	GWC-47R
3/10/2016	9.1279	
5/18/2016	10.1	
7/27/2016	7	
9/20/2016	6.7	
11/4/2016	7.9	
1/20/2017	6.6	
3/29/2017	6.2	
6/8/2017	7.5	
9/27/2017	7.5	
3/16/2018	13.4	
9/13/2018	11.6	
3/19/2019	14.8	
9/11/2019	10.7	
3/9/2020	10.4	
9/15/2020	9.6	
3/11/2021	10.4	
8/5/2021	10.3	
2/1/2022	9.4	
8/15/2022	4.3	
2/15/2023	12.7	
7/27/2023	10.9	
2/21/2024	6.8	
8/5/2024	7.9	
2/26/2025	9.6	
9/2/2025	8.7	
2/17/2026		8.8

Prediction Limit

Constituent: Sulfate (mg/L) Analysis Run 8/10/2026 4:41 PM View: Appendix III Intrawell

Plant Bowen Client: Southern Company Data: Bowen 1, 2, 9, & 10

	GWC-48	GWC-48
3/10/2016	2.6569	
5/17/2016	2.39	
7/27/2016	1.6	
9/20/2016	2.4	
11/4/2016	2.1	
1/23/2017	2.1	
3/28/2017	2.1	
6/8/2017	1.3	
9/29/2017	3.7	
12/28/2017	1.7	
3/15/2018	0.76 (J)	
9/13/2018	1.6	
3/15/2019	1.7	
9/11/2019	0.86 (J)	
3/9/2020	1.6	
9/14/2020	5.4	
3/11/2021	15.4	
5/26/2021	20.2	
8/4/2021	1.5	
1/31/2022	1.2	
8/15/2022	10.4	
2/15/2023	3	
7/26/2023	5.3	
2/21/2024	8.5	
8/5/2024	11.4	
2/26/2025	14.8	
8/29/2025	20.2	
2/17/2026		9.5

Prediction Limit

Constituent: Sulfate (mg/L) Analysis Run 8/10/2026 4:41 PM View: Appendix III Intrawell

Plant Bowen Client: Southern Company Data: Bowen 1, 2, 9, & 10

	GWC-49R	GWC-49R
3/17/2016	3.4197	
5/18/2016	3.06	
7/27/2016	2.6	
9/21/2016	3.1	
11/4/2016	3.1	
1/24/2017	3	
3/29/2017	2.5	
6/8/2017	3.3	
9/29/2017	4.2	
12/28/2017	3.8	
3/15/2018	3.1	
9/13/2018	3.6	
3/18/2019	5.8	
9/11/2019	5.7	
3/11/2020	3.3	
9/11/2020	2.1	
3/15/2021	2.6	
8/11/2021	2.4	
2/1/2022	2.5	
8/15/2022	2.5	
2/14/2023	1.8	
7/27/2023	2.3	
2/21/2024	1.8	
8/6/2024	1.9	
2/26/2025	1.4	
8/29/2025	2.3	
2/17/2026		2.2

Prediction Limit

Constituent: Sulfate (mg/L) Analysis Run 8/10/2026 4:41 PM View: Appendix III Intrawell

Plant Bowen Client: Southern Company Data: Bowen 1, 2, 9, & 10

	GWC-49Z	GWC-49Z
3/17/2016	5.3658	
5/18/2016	4.44	
7/28/2016	9.9	
9/21/2016	2.2	
11/7/2016	2.2	
1/24/2017	1.5	
3/30/2017	1.7	
6/9/2017	1.7	
9/29/2017	2.2	
3/15/2018	2.4	
9/14/2018	2.4	
3/19/2019	2.2	
9/11/2019	1.5	
3/9/2020	1.5	
9/14/2020	1.2	
3/15/2021	1.5	
8/5/2021	1.1	
2/1/2022	0.93 (J)	
8/15/2022	0.98 (J)	
2/14/2023	0.84 (J)	
7/27/2023	0.97 (J)	
2/21/2024	0.57 (J)	
8/6/2024	0.82 (J)	
2/26/2025	0.51 (J)	
8/29/2025	0.77 (J)	
2/17/2026		0.57 (J)

Prediction Limit

Constituent: TDS (mg/L) Analysis Run 8/10/2026 4:41 PM View: Appendix III Intrawell

Plant Bowen Client: Southern Company Data: Bowen 1, 2, 9, & 10

	GWA-1	GWA-1
3/22/2016	150	
5/19/2016	150	
7/29/2016	146	
9/23/2016	163	
11/9/2016	147	
1/30/2017	127	
3/30/2017	137	
6/9/2017	164	
10/2/2017	137	
3/16/2018	140	
9/17/2018	162	
3/20/2019	175	
9/12/2019	174	
3/11/2020	172	
9/15/2020	156	
3/16/2021	155	
8/9/2021	150	
2/1/2022	143	
8/16/2022	159	
2/16/2023	152	
7/27/2023	167	
2/22/2024	148	
8/7/2024	179	
2/27/2025	142	
9/2/2025	162	
2/18/2026		144

Prediction Limit

Constituent: TDS (mg/L) Analysis Run 8/10/2026 4:41 PM View: Appendix III Intrawell

Plant Bowen Client: Southern Company Data: Bowen 1, 2, 9, & 10

	GWA-2	GWA-2
3/23/2016	259	
5/20/2016	122	
7/29/2016	156	
9/23/2016	150	
11/9/2016	87	
1/31/2017	63	
3/30/2017	112	
6/12/2017	216	
10/2/2017	<25	
3/19/2018	295	
9/14/2018	30	
3/20/2019	49	
9/12/2019	44	
3/11/2020	309	
9/15/2020	28	
3/17/2021	211	
8/9/2021	207	
2/1/2022	202	
8/16/2022	182	
2/16/2023	267	
7/27/2023	177	
2/22/2024	210	
8/7/2024	183	
2/27/2025	211	
9/2/2025	167	
2/18/2026		152

ND substitution: RL or RL/2 if <15% NDs.

Prediction Limit

Constituent: TDS (mg/L) Analysis Run 8/10/2026 4:41 PM View: Appendix III Intrawell

Plant Bowen Client: Southern Company Data: Bowen 1, 2, 9, & 10

	GWA-2R	GWA-2R
3/23/2016	174	
5/19/2016	93	
7/29/2016	68	
9/22/2016	91	
11/10/2016	96	
1/31/2017	206	
4/3/2017	118	
6/9/2017	87	
10/2/2017	73	
3/16/2018	130	
9/14/2018	103	
3/19/2019	208	
9/13/2019	113	
3/11/2020	170	
9/15/2020	89	
3/16/2021	102	
8/9/2021	127	
2/1/2022	114	
8/16/2022	123	
2/16/2023	197	
7/27/2023	155	
2/26/2024	126	
8/6/2024	105	
2/27/2025	231	
9/2/2025	102	
2/18/2026		89

Prediction Limit

Constituent: TDS (mg/L) Analysis Run 8/10/2026 4:41 PM View: Appendix III Intrawell

Plant Bowen Client: Southern Company Data: Bowen 1, 2, 9, & 10

	GWA-3A	GWA-3A
3/23/2016	<25	
5/23/2016	<25	
7/29/2016	17 (J)	
9/22/2016	33	
11/10/2016	41	
1/31/2017	58	
3/30/2017	<25	
6/12/2017	20 (J)	
10/4/2017	<25	
3/19/2018	<25	
9/17/2018	32	
3/20/2019	30	
9/13/2019	19	
3/11/2020	24	
3/29/2021	76	
8/9/2021	95	
2/2/2022	104	
8/16/2022	85	
2/17/2023	117	
8/1/2023	113	
2/22/2024	117	
8/8/2024	150	
2/26/2025	121	
9/2/2025	137	
2/17/2026		57

Prediction Limit

Constituent: TDS (mg/L) Analysis Run 8/10/2026 4:41 PM View: Appendix III Intrawell

Plant Bowen Client: Southern Company Data: Bowen 1, 2, 9, & 10

	GWA-4RZ	GWA-4RZ
2/22/2017	329	
4/7/2017	295	
6/14/2017	237	
7/12/2017	400	
7/20/2017	203	
7/28/2017	262	
8/9/2017	195	
8/24/2017	236	
10/3/2017	224	
3/21/2018	237	
9/18/2018	227	
3/21/2019	367	
9/13/2019	200	
3/12/2020	247	
9/17/2020	223	
3/16/2021	196	
8/10/2021	238	
2/3/2022	243	
8/17/2022	226	
2/17/2023	252	
7/28/2023	243	
2/27/2024	268	
8/8/2024	258	
2/28/2025	273	
9/3/2025	253	
2/18/2026		248

Prediction Limit

Constituent: TDS (mg/L) Analysis Run 8/10/2026 4:41 PM View: Appendix III Intrawell

Plant Bowen Client: Southern Company Data: Bowen 1, 2, 9, & 10

	GWA-39RZ	GWA-39RZ
2/21/2017	229	
3/27/2017	239	
6/8/2017	179	
7/17/2017	180	
7/27/2017	190	
8/9/2017	153	
9/29/2017	173	
3/16/2018	150	
9/14/2018	165	
3/14/2019	154	
9/11/2019	181	
3/9/2020	173	
9/16/2020	156	
3/16/2021	142	
8/6/2021	133	
2/2/2022	143	
8/16/2022	125	
2/14/2023	149	
7/25/2023	158	
2/19/2024	177	
8/1/2024	161	
2/26/2025	156	
8/28/2025	154	
2/18/2026		143

Prediction Limit

Constituent: TDS (mg/L) Analysis Run 8/10/2026 4:41 PM View: Appendix III Intrawell

Plant Bowen Client: Southern Company Data: Bowen 1, 2, 9, & 10

	GWA-39Z	GWA-39Z
3/14/2016	106	
5/11/2016	58	
7/19/2016	46	
9/15/2016	41	
11/2/2016	37	
1/18/2017	29	
3/28/2017	40	
6/7/2017	138	
9/26/2017	107	
3/14/2018	126	
9/12/2018	134	
3/15/2019	107	
9/9/2019	93	
3/9/2020	58	
9/10/2020	16	
3/12/2021	55	
8/4/2021	60	
1/31/2022	61	
8/10/2022	50	
2/13/2023	105	
7/26/2023	57	
2/19/2024	63	
8/1/2024	68	
2/25/2025	91	
8/28/2025	87	
2/18/2026		71

Prediction Limit

Constituent: TDS (mg/L) Analysis Run 8/10/2026 4:41 PM View: Appendix III Intrawell

Plant Bowen Client: Southern Company Data: Bowen 1, 2, 9, & 10

	GWA-40	GWA-40
3/15/2016	107	
5/11/2016	80	
7/21/2016	76	
9/19/2016	108	
11/3/2016	90	
1/17/2017	128	
3/24/2017	91	
5/24/2017	152	
9/26/2017	103	
3/14/2018	123	
9/12/2018	105	
3/13/2019	130	
9/9/2019	108	
3/9/2020	131	
9/11/2020	102	
3/10/2021	60	
8/4/2021	66	
1/31/2022	81	
8/12/2022	91	
2/13/2023	259	
7/26/2023	70	
2/19/2024	108	
8/1/2024	96	
2/25/2025	119	
8/27/2025	76	
2/16/2026		73

Prediction Limit

Constituent: TDS (mg/L) Analysis Run 8/10/2026 4:41 PM View: Appendix III Intrawell

Plant Bowen Client: Southern Company Data: Bowen 1, 2, 9, & 10

	GWA-41	GWA-41
3/15/2016	110	
5/12/2016	49	
7/20/2016	72	
9/15/2016	18 (J)	
11/3/2016	70	
1/18/2017	63	
3/24/2017	63	
6/6/2017	128	
9/25/2017	109	
3/14/2018	192	
9/12/2018	82	
3/14/2019	119	
9/10/2019	36	
3/6/2020	137	
9/10/2020	35	
3/11/2021	101	
8/4/2021	77	
1/31/2022	63	
8/11/2022	73	
2/13/2023	111	
7/25/2023	43	
2/19/2024	130	
8/1/2024	49	
2/25/2025	142	
8/28/2025	51	
2/16/2026		54

Prediction Limit

Constituent: TDS (mg/L) Analysis Run 8/10/2026 4:41 PM View: Appendix III Intrawell

Plant Bowen Client: Southern Company Data: Bowen 1, 2, 9, & 10

	GWA-41R	GWA-41R
3/15/2016	78	
5/13/2016	178	
7/21/2016	168	
9/21/2016	123	
11/3/2016	157	
1/17/2017	170	
3/27/2017	158	
6/6/2017	212	
9/25/2017	145	
3/14/2018	210	
9/12/2018	159	
3/14/2019	157	
9/10/2019	113	
3/9/2020	249	
9/10/2020	111	
3/10/2021	148	
8/4/2021	176	
1/31/2022	184	
8/11/2022	170	
2/13/2023	163	
7/25/2023	162	
2/19/2024	199	
8/1/2024	197	
2/25/2025	161	
8/27/2025	174	
2/16/2026		182

Prediction Limit

Constituent: TDS (mg/L) Analysis Run 8/10/2026 4:41 PM View: Appendix III Intrawell

Plant Bowen Client: Southern Company Data: Bowen 1, 2, 9, & 10

	GWA-42	GWA-42
3/11/2016	139	
5/16/2016	112	
7/22/2016	136	
9/19/2016	121	
11/3/2016	132	
1/17/2017	150	
3/27/2017	148	
6/7/2017	181	
9/26/2017	113	
3/14/2018	134	
9/14/2018	139	
3/14/2019	157	
9/10/2019	105	
3/6/2020	143	
9/10/2020	120	
3/11/2021	109	
8/4/2021	141	
1/31/2022	132	
8/10/2022	134	
2/13/2023	226	
7/26/2023	134	
2/20/2024	146	
8/1/2024	158	
2/25/2025	155	
8/28/2025	152	
2/16/2026		166

Prediction Limit

Constituent: TDS (mg/L) Analysis Run 8/10/2026 4:41 PM View: Appendix III Intrawell

Plant Bowen Client: Southern Company Data: Bowen 1, 2, 9, & 10

	GWA-43	GWA-43
3/11/2016	69	
5/13/2016	88	
7/19/2016	56	
9/16/2016	31	
11/2/2016	48	
1/18/2017	44	
3/28/2017	<25	
6/6/2017	36	
9/22/2017	41	
3/14/2018	<25	
9/12/2018	35	
3/13/2019	31	
9/11/2019	21	
3/9/2020	51	
9/11/2020	31	
3/11/2021	14	
8/6/2021	33	
1/31/2022	25	
8/11/2022	28	
2/14/2023	60.9	
7/25/2023	<25	
2/20/2024	<25	
8/2/2024	33	
2/25/2025	<25	
8/28/2025	<25	
2/16/2026		<25

ND substitution: RL or RL/2 if <15% NDs.

Prediction Limit

Constituent: TDS (mg/L) Analysis Run 8/10/2026 4:41 PM View: Appendix III Intrawell

Plant Bowen Client: Southern Company Data: Bowen 1, 2, 9, & 10

	GWA-43R	GWA-43R
3/11/2016	144	
5/13/2016	142	
7/19/2016	135	
9/16/2016	144	
11/2/2016	152	
1/18/2017	125	
3/28/2017	109	
6/6/2017	154	
9/22/2017	157	
3/15/2018	117	
9/12/2018	151	
3/13/2019	152	
9/11/2019	151	
3/9/2020	174	
9/14/2020	146	
3/11/2021	98	
8/5/2021	126	
1/31/2022	128	
8/10/2022	145	
2/13/2023	126	
7/25/2023	167	
2/20/2024	136	
8/2/2024	188	
2/25/2025	140	
8/28/2025	157	
2/16/2026		151

Prediction Limit

Constituent: TDS (mg/L) Analysis Run 8/10/2026 4:41 PM View: Appendix III Intrawell

Plant Bowen Client: Southern Company Data: Bowen 1, 2, 9, & 10

	GWA-50	GWA-50
3/28/2016	<25	
5/23/2016	32	
8/1/2016	<25	
9/26/2016	45	
11/10/2016	38	
1/30/2017	<25	
4/7/2017	18 (J)	
6/12/2017	15 (J)	
10/2/2017	17 (J)	
3/16/2018	<25	
9/17/2018	38	
3/19/2019	34	
9/13/2019	19	
3/11/2020	17	
9/16/2020	20	
3/17/2021	<25	
8/9/2021	14	
2/1/2022	21	
8/16/2022	<25	
2/16/2023	<25	
7/28/2023	<25	
2/22/2024	<25	
8/8/2024	147	
2/27/2025	32	
9/2/2025	<25	
2/17/2026		<25

ND substitution: RL or RL/2 if <15% NDs.

Prediction Limit

Constituent: TDS (mg/L) Analysis Run 8/10/2026 4:41 PM View: Appendix III Intrawell

Plant Bowen Client: Southern Company Data: Bowen 1, 2, 9, & 10

	GWA-50R	GWA-50R
3/28/2016	46	
5/25/2016	57	
8/1/2016	<25	
9/26/2016	60	
11/11/2016	13 (J)	
1/30/2017	<25	
4/3/2017	100	
6/12/2017	51	
10/2/2017	32	
3/16/2018	<25	
9/18/2018	15 (J)	
3/19/2019	48	
9/12/2019	46	
3/11/2020	24	
9/15/2020	12	
3/17/2021	31	
8/9/2021	<25	
2/2/2022	15	
8/17/2022	18 (J)	
2/16/2023	<25	
7/28/2023	<25	
2/22/2024	<25	
8/8/2024	64	
2/28/2025	<25	
9/2/2025	<25	
2/17/2026		<25

ND substitution: RL or RL/2 if <15% NDs.

Prediction Limit

Constituent: TDS (mg/L) Analysis Run 8/10/2026 4:41 PM View: Appendix III Intrawell

Plant Bowen Client: Southern Company Data: Bowen 1, 2, 9, & 10

	GWC-5	GWC-5
3/28/2016	<25	
5/25/2016	34	
8/1/2016	25	
9/27/2016	20 (J)	
11/11/2016	41	
1/31/2017	127	
4/3/2017	69	
6/12/2017	46	
10/3/2017	34	
3/19/2018	<25	
9/17/2018	38	
3/20/2019	66	
9/16/2019	45	
3/16/2020	20	
9/16/2020	30	
3/17/2021	15	
8/9/2021	<25	
2/2/2022	32	
8/16/2022	<25	
2/20/2023	53	
7/28/2023	<25	
2/26/2024	38	
8/8/2024	143	
2/27/2025	27	
9/3/2025	26	
2/19/2026		<25

ND substitution: RL or RL/2 if <15% NDs.

Prediction Limit

Constituent: TDS (mg/L) Analysis Run 8/10/2026 4:41 PM View: Appendix III Intrawell

Plant Bowen Client: Southern Company Data: Bowen 1, 2, 9, & 10

	GWC-6	GWC-6
3/29/2016	51	
5/24/2016	76	
8/1/2016	69	
9/26/2016	103	
11/18/2016	77	
2/1/2017	168 (o)	
4/6/2017	95	
6/13/2017	101	
10/3/2017	83	
3/19/2018	70	
9/17/2018	77	
3/21/2019	80	
9/16/2019	82	
3/12/2020	42	
9/16/2020	77	
3/17/2021	47	
8/10/2021	53	
2/2/2022	73	
8/17/2022	53	
2/17/2023	75	
7/31/2023	77	
2/26/2024	78	
8/8/2024	84	
2/27/2025	64	
9/3/2025	69	
2/20/2026		78

Prediction Limit

Constituent: TDS (mg/L) Analysis Run 8/10/2026 4:41 PM View: Appendix III Intrawell

Plant Bowen Client: Southern Company Data: Bowen 1, 2, 9, & 10

	GWC-6RZ	GWC-6RZ
3/29/2016	64	
5/24/2016	77	
8/1/2016	35	
9/26/2016	111	
11/14/2016	76	
2/1/2017	126	
4/6/2017	146	
6/13/2017	84	
10/3/2017	70	
3/20/2018	78	
9/17/2018	74	
3/21/2019	60	
9/16/2019	65	
3/12/2020	22	
9/16/2020	52	
3/17/2021	43	
8/10/2021	<10	
2/2/2022	51	
8/17/2022	33	
2/17/2023	50	
7/28/2023	46	
2/26/2024	48	
8/8/2024	60	
2/27/2025	52	
9/2/2025	49	
2/20/2026		42

ND substitution: RL or RL/2 if <15% NDs.

Prediction Limit

Constituent: TDS (mg/L) Analysis Run 8/10/2026 4:41 PM View: Appendix III Intrawell

Plant Bowen Client: Southern Company Data: Bowen 1, 2, 9, & 10

	GWC-7Z	GWC-7Z
5/31/2016	120	
8/2/2016	100	
9/27/2016	121	
11/21/2016	164	
2/1/2017	144	
4/6/2017	125	
6/13/2017	148	
7/14/2017	121	
10/3/2017	117	
3/20/2018	136	
9/18/2018	116	
3/21/2019	107	
9/13/2019	115	
3/12/2020	86	
9/16/2020	124	
3/17/2021	112	
8/10/2021	101	
2/2/2022	115	
8/17/2022	83	
2/20/2023	122	
7/31/2023	113	
2/26/2024	114	
8/8/2024	164	
2/27/2025	107	
9/3/2025	141	
2/19/2026		110

Prediction Limit

Constituent: TDS (mg/L) Analysis Run 8/10/2026 4:41 PM View: Appendix III Intrawell

Plant Bowen Client: Southern Company Data: Bowen 1, 2, 9, & 10

	GWC-8RR	GWC-8RR
3/30/2016	104	
5/24/2016	94	
8/2/2016	105	
9/27/2016	119	
11/22/2016	105	
2/6/2017	99	
4/6/2017	124	
6/14/2017	114	
10/4/2017	107	
3/21/2018	117	
9/18/2018	110	
3/27/2019	101	
9/16/2019	113	
3/12/2020	84	
9/17/2020	111	
3/17/2021	113	
8/10/2021	112	
2/2/2022	102	
8/17/2022	89	
2/21/2023	77	
7/31/2023	96	
2/27/2024	101	
8/12/2024	115	
3/4/2025	111	
9/3/2025	99	
2/19/2026		101

Prediction Limit

Constituent: TDS (mg/L) Analysis Run 8/10/2026 4:41 PM View: Appendix III Intrawell

Plant Bowen Client: Southern Company Data: Bowen 1, 2, 9, & 10

	GWC-8Z	GWC-8Z
3/22/2016	111	
5/25/2016	95	
8/2/2016	124	
9/26/2016	140	
11/21/2016	154	
2/3/2017	113	
4/7/2017	147	
6/13/2017	117	
10/3/2017	150	
3/20/2018	121	
9/18/2018	93	
5/6/2019	118	
9/16/2019	99	
3/16/2020	76	
9/17/2020	98	
3/18/2021	48	
8/10/2021	92	
2/2/2022	85	
8/17/2022	41	
2/20/2023	86	
7/31/2023	97	
2/26/2024	92	
8/12/2024	106	
2/28/2025	96	
9/3/2025	92	
2/19/2026		92

Prediction Limit

Constituent: TDS (mg/L) Analysis Run 8/10/2026 4:41 PM View: Appendix III Intrawell

Plant Bowen Client: Southern Company Data: Bowen 1, 2, 9, & 10

	GWC-9	GWC-9
3/30/2016	26	
5/26/2016	70	
8/5/2016	95	
9/28/2016	152	
11/21/2016	145	
2/6/2017	20 (J)	
4/6/2017	17 (J)	
6/13/2017	32	
10/3/2017	71	
3/20/2018	49	
9/18/2018	38	
3/21/2019	39	
9/16/2019	85	
3/12/2020	16	
9/17/2020	94	
3/18/2021	<25	
8/10/2021	22	
2/2/2022	21	
8/17/2022	25	
2/21/2023	<25	
7/31/2023	62	
2/27/2024	26	
8/12/2024	77	
2/28/2025	32	
9/3/2025	104	
2/18/2026		102

ND substitution: RL or RL/2 if <15% NDs.

Prediction Limit

Constituent: TDS (mg/L) Analysis Run 8/10/2026 4:41 PM View: Appendix III Intrawell

Plant Bowen Client: Southern Company Data: Bowen 1, 2, 9, & 10

	GWC-10	GWC-10
3/31/2016	122	
5/26/2016	143	
8/5/2016	143	
9/28/2016	160	
11/22/2016	149	
2/7/2017	123	
4/10/2017	95	
6/14/2017	150	
10/4/2017	140	
3/20/2018	93	
9/18/2018	155	
3/22/2019	95	
9/17/2019	165	
3/12/2020	63	
9/17/2020	140	
3/18/2021	74	
8/10/2021	120	
2/4/2022	102	
8/17/2022	128	
2/20/2023	47	
7/31/2023	143	
2/27/2024	103	
8/12/2024	162	
2/28/2025	95	
9/3/2025	136	
2/19/2026		144

Prediction Limit

Constituent: TDS (mg/L) Analysis Run 8/10/2026 4:41 PM View: Appendix III Intrawell

Plant Bowen Client: Southern Company Data: Bowen 1, 2, 9, & 10

	GWC-10R	GWC-10R
3/31/2016	135	
5/26/2016	163	
8/3/2016	159	
9/28/2016	208	
11/22/2016	152	
2/7/2017	128	
4/10/2017	186	
6/14/2017	150	
10/4/2017	153	
3/21/2018	192	
9/18/2018	155	
3/22/2019	140	
9/17/2019	172	
3/12/2020	81	
9/17/2020	125	
3/18/2021	62	
8/11/2021	138	
2/4/2022	156	
8/18/2022	135	
2/20/2023	154	
7/31/2023	144	
2/27/2024	157	
8/12/2024	156	
3/3/2025	143	
9/3/2025	151	
2/19/2026		147

Prediction Limit

Constituent: TDS (mg/L) Analysis Run 8/10/2026 4:41 PM View: Appendix III Intrawell

Plant Bowen Client: Southern Company Data: Bowen 1, 2, 9, & 10

	GWC-11	GWC-11
4/4/2016	79	
5/26/2016	105	
8/3/2016	106	
9/28/2016	148	
11/22/2016	88	
2/8/2017	62	
4/10/2017	92	
6/15/2017	96	
10/4/2017	78	
3/21/2018	111	
9/18/2018	106	
3/23/2019	64	
9/17/2019	101	
3/12/2020	96	
9/21/2020	93	
3/19/2021	79	
8/11/2021	53	
2/4/2022	120	
8/18/2022	59	
2/20/2023	98	
8/1/2023	121	
2/28/2024	102	
8/13/2024	62	
3/4/2025	100	
9/3/2025	112	
2/19/2026		94

Prediction Limit

Constituent: TDS (mg/L) Analysis Run 8/10/2026 4:41 PM View: Appendix III Intrawell

Plant Bowen Client: Southern Company Data: Bowen 1, 2, 9, & 10

	GWC-11R	GWC-11R
4/4/2016	135	
5/26/2016	124	
8/4/2016	109	
9/28/2016	104	
11/22/2016	94	
2/8/2017	141	
4/10/2017	114	
6/15/2017	153	
10/4/2017	121	
3/22/2018	139	
9/18/2018	139	
3/23/2019	148	
9/17/2019	143	
3/12/2020	125	
9/21/2020	145	
3/19/2021	135	
8/11/2021	149	
2/4/2022	157	
8/18/2022	141	
2/20/2023	149	
8/1/2023	151	
2/28/2024	158	
8/12/2024	149	
3/3/2025	150	
9/3/2025	142	
2/20/2026		146

Prediction Limit

Constituent: TDS (mg/L) Analysis Run 8/10/2026 4:41 PM View: Appendix III Intrawell

Plant Bowen Client: Southern Company Data: Bowen 1, 2, 9, & 10

	GWC-12	GWC-12
4/4/2016	58	
5/27/2016	66	
8/3/2016	65	
9/30/2016	60	
11/22/2016	63	
2/13/2017	104	
4/11/2017	63	
6/14/2017	97	
10/4/2017	74	
3/22/2018	54	
9/18/2018	73	
3/23/2019	58	
9/17/2019	62	
3/12/2020	64	
9/21/2020	62	
3/19/2021	53	
8/11/2021	58	
2/2/2022	54	
8/18/2022	48	
2/21/2023	42	
8/1/2023	63	
2/27/2024	67	
8/12/2024	74	
3/4/2025	75	
9/3/2025	52	
2/18/2026		65

Prediction Limit

Constituent: TDS (mg/L) Analysis Run 8/10/2026 4:41 PM View: Appendix III Intrawell

Plant Bowen Client: Southern Company Data: Bowen 1, 2, 9, & 10

	GWC-13	GWC-13
4/4/2016	156	
5/31/2016	192	
8/4/2016	269	
9/29/2016	288	
11/28/2016	224	
2/9/2017	386	
4/12/2017	254	
6/16/2017	309	
10/9/2017	269	
3/21/2018	211	
9/19/2018	222	
3/23/2019	135	
9/18/2019	200	
3/13/2020	143	
9/22/2020	176	
3/18/2021	82	
8/11/2021	131	
2/17/2022	119	
8/18/2022	132	
2/22/2023	1020 (O)	
4/11/2023	120	
8/1/2023	197	
2/27/2024	143	
8/12/2024	189	
3/3/2025	137	
9/3/2025	182	
2/19/2026		180

Prediction Limit

Constituent: TDS (mg/L) Analysis Run 8/10/2026 4:41 PM View: Appendix III Intrawell

Plant Bowen Client: Southern Company Data: Bowen 1, 2, 9, & 10

	GWC-13RZ	GWC-13RZ
4/4/2016	110 (o)	
6/1/2016	121 (o)	
2/22/2017	311	
4/11/2017	212	
6/16/2017	262	
7/12/2017	310	
7/28/2017	289	
8/10/2017	288	
10/6/2017	268	
3/23/2018	281	
9/20/2018	297	
3/22/2019	249	
9/19/2019	281	
3/17/2020	256	
9/22/2020	248	
3/19/2021	250	
8/12/2021	263	
2/4/2022	262	
8/19/2022	243	
2/22/2023	254	
8/2/2023	282	
2/28/2024	248	
8/13/2024	237	
3/4/2025	252	
9/4/2025	235	
2/20/2026		232

Prediction Limit

Constituent: TDS (mg/L) Analysis Run 8/10/2026 4:41 PM View: Appendix III Intrawell

Plant Bowen Client: Southern Company Data: Bowen 1, 2, 9, & 10

	GWC-14Z	GWC-14Z
4/5/2016	42	
6/1/2016	63	
8/9/2016	267 (o)	
11/28/2016	116	
2/9/2017	212	
4/11/2017	113	
6/14/2017	120	
7/12/2017	153	
10/5/2017	102	
3/22/2018	115	
9/19/2018	114	
3/22/2019	104	
9/17/2019	86	
3/13/2020	59	
9/21/2020	94	
3/18/2021	57	
8/11/2021	77	
2/4/2022	92	
8/18/2022	83	
2/22/2023	65	
8/1/2023	83	
2/28/2024	79	
8/13/2024	89	
3/3/2025	73	
9/4/2025	75	
2/24/2026		73

Prediction Limit

Constituent: TDS (mg/L) Analysis Run 8/10/2026 4:41 PM View: Appendix III Intrawell

Plant Bowen Client: Southern Company Data: Bowen 1, 2, 9, & 10

	GWC-15R	GWC-15R
4/5/2016	103	
5/31/2016	157	
8/4/2016	154	
9/29/2016	142	
11/23/2016	172	
2/10/2017	237 (o)	
4/12/2017	168	
6/15/2017	176	
10/6/2017	155	
3/23/2018	170	
9/19/2018	181	
3/25/2019	167	
9/17/2019	179	
3/13/2020	169	
9/21/2020	186	
3/18/2021	153	
8/11/2021	181	
2/4/2022	162	
8/19/2022	152	
2/22/2023	174	
8/2/2023	136	
2/28/2024	149	
8/13/2024	133	
3/3/2025	127	
9/4/2025	134	
2/24/2026		134

Prediction Limit

Constituent: TDS (mg/L) Analysis Run 8/10/2026 4:41 PM View: Appendix III Intrawell

Plant Bowen Client: Southern Company Data: Bowen 1, 2, 9, & 10

	GWC-15Z	GWC-15Z
4/5/2016	53	
5/31/2016	70	
11/23/2016	118	
2/10/2017	214 (o)	
4/11/2017	127	
6/15/2017	126	
7/12/2017	164	
7/26/2017	129	
10/6/2017	140	
3/23/2018	119	
9/19/2018	138	
3/22/2019	116	
9/17/2019	117	
3/13/2020	76	
9/21/2020	122	
3/18/2021	54	
8/11/2021	122	
2/7/2022	121	
8/19/2022	112	
2/22/2023	111	
8/1/2023	114	
2/28/2024	121	
8/13/2024	124	
3/3/2025	124	
9/4/2025	112	
2/24/2026		127

Prediction Limit

Constituent: TDS (mg/L) Analysis Run 8/10/2026 4:41 PM View: Appendix III Intrawell

Plant Bowen Client: Southern Company Data: Bowen 1, 2, 9, & 10

	GWC-44	GWC-44
3/16/2016	<25	
5/16/2016	35	
7/25/2016	24 (J)	
9/19/2016	19 (J)	
11/3/2016	34	
1/19/2017	13 (J)	
3/28/2017	<25	
6/5/2017	206 (o)	
7/20/2017	72	
9/26/2017	35	
3/15/2018	41	
9/12/2018	36	
3/14/2019	110	
9/11/2019	58	
3/10/2020	127	
9/15/2020	56	
3/11/2021	43	
8/4/2021	62	
1/31/2022	63	
8/15/2022	50	
2/14/2023	70.9	
7/26/2023	32	
2/20/2024	48	
8/6/2024	27	
2/26/2025	63	
8/28/2025	34	
2/16/2026		29

ND substitution: RL or RL/2 if <15% NDs.

Prediction Limit

Constituent: TDS (mg/L) Analysis Run 8/10/2026 4:41 PM View: Appendix III Intrawell

Plant Bowen Client: Southern Company Data: Bowen 1, 2, 9, & 10

	GWC-45	GWC-45
3/16/2016	<25	
5/16/2016	<25	
7/25/2016	16 (J)	
9/19/2016	12 (J)	
11/4/2016	13 (J)	
1/23/2017	15 (J)	
3/29/2017	<25	
6/7/2017	26	
9/27/2017	<25	
3/15/2018	<25	
9/13/2018	39	
3/14/2019	39	
9/11/2019	<25	
3/10/2020	60	
9/11/2020	11	
3/11/2021	12	
8/6/2021	17	
2/1/2022	70	
8/12/2022	14	
2/15/2023	33.9	
7/26/2023	<25	
2/20/2024	<25	
8/5/2024	78	
2/26/2025	<25	
9/2/2025	<25	
2/17/2026		29

ND substitution: RL or RL/2 if <15% NDs.

Prediction Limit

Constituent: TDS (mg/L) Analysis Run 8/10/2026 4:41 PM View: Appendix III Intrawell

Plant Bowen Client: Southern Company Data: Bowen 1, 2, 9, & 10

	GWC-45R	GWC-45R
3/16/2016	89 (o)	
5/16/2016	169	
7/25/2016	159	
9/19/2016	152	
11/3/2016	150	
1/20/2017	152	
3/29/2017	143	
6/7/2017	192	
9/27/2017	159	
3/15/2018	146	
9/13/2018	185	
3/14/2019	195	
9/11/2019	172	
3/10/2020	245	
9/11/2020	146	
3/11/2021	167	
8/6/2021	186	
2/1/2022	201	
8/12/2022	159	
2/15/2023	206	
7/26/2023	186	
2/20/2024	181	
8/5/2024	197	
2/26/2025	185	
9/2/2025	195	
2/17/2026		176

Prediction Limit

Constituent: TDS (mg/L) Analysis Run 8/10/2026 4:41 PM View: Appendix III Intrawell

Plant Bowen Client: Southern Company Data: Bowen 1, 2, 9, & 10

	GWC-46R	GWC-46R
3/10/2016	253	
5/17/2016	251	
7/26/2016	249	
9/20/2016	195	
11/4/2016	209	
1/20/2017	211	
3/28/2017	199	
6/7/2017	251	
9/29/2017	255	
3/15/2018	231	
9/13/2018	263	
3/18/2019	251	
9/11/2019	234	
3/10/2020	273	
9/14/2020	232	
3/11/2021	209	
8/5/2021	210	
1/31/2022	197	
8/15/2022	187	
2/14/2023	199	
7/26/2023	206	
2/21/2024	215	
8/5/2024	226	
2/26/2025	202	
8/29/2025	216	
2/16/2026		206

Prediction Limit

Constituent: TDS (mg/L) Analysis Run 8/10/2026 4:41 PM View: Appendix III Intrawell

Plant Bowen Client: Southern Company Data: Bowen 1, 2, 9, & 10

	GWC-47	GWC-47
3/10/2016	152	
5/18/2016	123	
7/27/2016	113	
9/20/2016	126	
11/7/2016	167	
1/23/2017	125	
3/29/2017	116	
6/8/2017	131	
9/27/2017	117	
3/15/2018	102	
9/13/2018	144	
3/15/2019	125	
9/12/2019	121	
3/9/2020	147	
9/14/2020	129	
3/11/2021	106	
8/5/2021	90	
2/1/2022	107	
8/15/2022	141	
2/15/2023	111	
7/27/2023	105	
2/21/2024	105	
8/5/2024	115	
2/26/2025	129	
8/28/2025	139	
2/17/2026		140

Prediction Limit

Constituent: TDS (mg/L) Analysis Run 8/10/2026 4:41 PM View: Appendix III Intrawell

Plant Bowen Client: Southern Company Data: Bowen 1, 2, 9, & 10

	GWC-47R	GWC-47R
3/10/2016	149	
5/18/2016	162	
7/27/2016	132	
9/20/2016	155	
11/4/2016	169	
1/20/2017	135	
3/29/2017	147	
6/8/2017	159	
9/27/2017	167	
3/16/2018	141	
9/13/2018	175	
3/19/2019	154	
9/11/2019	164	
3/9/2020	44	
9/15/2020	108	
3/11/2021	143	
8/5/2021	142	
2/1/2022	157	
8/15/2022	104	
2/15/2023	151	
7/27/2023	154	
2/21/2024	114	
8/5/2024	160	
2/26/2025	153	
9/2/2025	151	
2/17/2026		165

Prediction Limit

Constituent: TDS (mg/L) Analysis Run 8/10/2026 4:41 PM View: Appendix III Intrawell

Plant Bowen Client: Southern Company Data: Bowen 1, 2, 9, & 10

	GWC-48	GWC-48
3/10/2016	63	
5/17/2016	<25	
7/27/2016	11 (J)	
9/20/2016	14 (J)	
11/4/2016	27	
1/23/2017	15 (J)	
3/28/2017	<25	
6/8/2017	29	
9/29/2017	21 (J)	
3/15/2018	<25	
9/13/2018	31	
3/15/2019	41	
9/11/2019	20	
3/9/2020	100	
9/14/2020	47	
3/11/2021	40	
8/4/2021	34	
1/31/2022	31	
8/15/2022	37	
2/15/2023	30.9	
7/26/2023	33	
2/21/2024	52	
8/5/2024	47	
2/26/2025	44	
8/29/2025	66	
2/17/2026		55

ND substitution: RL or RL/2 if <15% NDs.

Prediction Limit

Constituent: TDS (mg/L) Analysis Run 8/10/2026 4:41 PM View: Appendix III Intrawell

Plant Bowen Client: Southern Company Data: Bowen 1, 2, 9, & 10

	GWC-49R	GWC-49R
3/17/2016	103	
5/18/2016	129	
7/27/2016	108	
9/21/2016	102	
11/4/2016	130	
1/24/2017	152	
3/29/2017	95	
6/8/2017	176	
9/29/2017	118	
3/15/2018	88	
9/13/2018	137	
3/18/2019	170	
9/11/2019	138	
3/11/2020	125	
9/11/2020	127	
3/15/2021	107	
8/11/2021	116	
2/1/2022	125	
8/15/2022	103	
2/14/2023	114	
7/27/2023	117	
2/21/2024	126	
8/6/2024	132	
2/26/2025	119	
8/29/2025	130	
2/17/2026		129

Prediction Limit

Constituent: TDS (mg/L) Analysis Run 8/10/2026 4:41 PM View: Appendix III Intrawell

Plant Bowen Client: Southern Company Data: Bowen 1, 2, 9, & 10

	GWC-49Z	GWC-49Z
3/17/2016	31	
5/18/2016	43	
7/28/2016	43	
9/21/2016	<25	
11/7/2016	50	
1/24/2017	63	
3/30/2017	<25	
6/9/2017	20 (J)	
9/29/2017	22 (J)	
3/15/2018	<25	
9/14/2018	29	
3/19/2019	35	
9/11/2019	27	
3/9/2020	51	
9/14/2020	25	
3/15/2021	30	
8/5/2021	<25	
2/1/2022	27	
8/15/2022	<25	
2/14/2023	<25	
7/27/2023	<25	
2/21/2024	<25	
8/6/2024	73	
2/26/2025	<25	
8/29/2025	<25	
2/17/2026		33

ND substitution: RL or RL/2 if <15% NDs.

FIGURE L.

Appendix III Interwell Prediction Limits - Two-Step - All Results (No Significant)

Plant Bowen Client: Southern Company Data: Bowen 1, 2, 9, & 10 Printed 4/22/2026, 10:39 AM

Constituent	Well	Upper Lim.	Lower Lim.	Date	Observ.	Sig.	Bg N	%NDs	ND Adj.	Transform	Alpha	Method
Calcium (mg/L)	GWC-9	66.7	n/a	2/18/2026	26.3	No	374	0	n/a	n/a	0.00004896	NP Inter (normality) 1 of 2
Calcium (mg/L)	GWC-12	66.7	n/a	2/18/2026	9.6	No	374	0	n/a	n/a	0.00004896	NP Inter (normality) 1 of 2

Sanitas™ v.10.1.06d Software licensed to Groundwater Stats Consulting. UG

Within Limit

Prediction Limit

Interwell Non-parametric

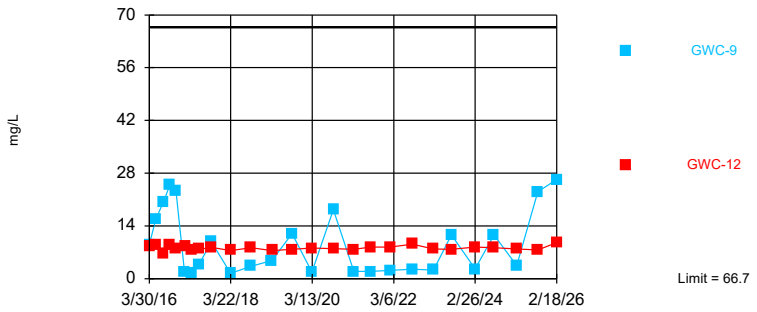

Non-parametric test used in lieu of parametric prediction limit because the Chi Squared normality test showed the data to be non-normal at the 0.01 alpha level. Limit is highest of 374 background values. Annual per-constituent alpha = 0.002543. Individual comparison alpha = 0.00004896 (1 of 2). Comparing 2 points to limit. Assumes 24 future values.

Constituent: Calcium Analysis Run 4/22/2026 10:38 AM View: Appendix III Interwell Two-Step

Plant Bowen Client: Southern Company Data: Bowen 1, 2, 9, & 10

Prediction Limit

Constituent: Calcium (mg/L) Analysis Run 4/22/2026 10:39 AM View: Appendix III Interwell Two-Step

Plant Bowen Client: Southern Company Data: Bowen 1, 2, 9, & 10

	GWA-43R (bg)	GWA-43 (bg)	GWA-42 (bg)	GWA-39Z (bg)	GWA-41 (bg)	GWA-40 (bg)	GWA-41R (bg)	GWA-1 (bg)	GWA-2R (bg)
3/11/2016	30	13	31						
3/14/2016				20					
3/15/2016					24	24	38		
3/22/2016								32.6	
3/23/2016									46.5
3/28/2016									
3/30/2016									
4/4/2016									
5/11/2016				9.76		22.1			
5/12/2016					15.5				
5/13/2016	27.8	18.7 (O)					36		
5/16/2016			32						
5/19/2016								33.4	24.6
5/20/2016									
5/23/2016									
5/25/2016									
5/26/2016									
5/27/2016									
7/19/2016	25.3	12		3.04					
7/20/2016					16.5				
7/21/2016						19.3	33.5		
7/22/2016			28.5						
7/29/2016								26	14.9
8/1/2016									
8/3/2016									
8/5/2016									
9/15/2016				4.78	6.1	18.2			
9/16/2016	27.5	8.48							
9/19/2016			28.6						
9/21/2016							31.9		
9/22/2016									15
9/23/2016								28.8	
9/26/2016									
9/28/2016									
9/30/2016									
11/2/2016	26.2	11.4		2.46					
11/3/2016			26.6		13.7	18.2	28.9		
11/9/2016								27.9	
11/10/2016									12.6
11/11/2016									
11/21/2016									
11/22/2016									
1/17/2017			28.7			22	31.4		
1/18/2017	26.6	6.81		5.46	13.1				
1/30/2017								29.2	
1/31/2017									16.5
2/6/2017									
2/13/2017									
2/21/2017									
2/22/2017									
3/24/2017					17.3	21.1			
3/27/2017			30.4				31.7		

Prediction Limit

Constituent: Calcium (mg/L) Analysis Run 4/22/2026 10:39 AM View: Appendix III Interwell Two-Step

Plant Bowen Client: Southern Company Data: Bowen 1, 2, 9, & 10

	GWA-43R (bg)	GWA-43 (bg)	GWA-42 (bg)	GWA-39Z (bg)	GWA-41 (bg)	GWA-40 (bg)	GWA-41R (bg)	GWA-1 (bg)	GWA-2R (bg)
3/28/2017	29	5.61		13					
3/30/2017								30	
4/3/2017									16.6
4/6/2017									
4/7/2017									
4/11/2017									
5/24/2017						23.5			
6/6/2017	29.3	4.99			29.1		42.9		
6/7/2017			31.3	17					
6/8/2017									
6/9/2017								30.9	17.8
6/12/2017									
6/13/2017									
6/14/2017									
7/12/2017									
7/17/2017									
7/20/2017									
7/27/2017									
7/28/2017									
8/9/2017									
8/24/2017									
9/22/2017	32.2	4.24							
9/25/2017					17.6		29.3		
9/26/2017			29.5	24.9		24.1			
9/29/2017									
10/2/2017								31.5	20.6
10/3/2017									
10/4/2017									
12/28/2017	29			17.9					
3/14/2018		3.6	32.6	26.4	39.6	25.7	41.4		
3/15/2018	28								
3/16/2018								28.5	33
3/19/2018									
3/20/2018									
3/21/2018									
3/22/2018									
9/12/2018	28.7	3.7		25.1	14.2 (J)	18.4 (J)	29		
9/14/2018			30.5						22.8 (J)
9/17/2018								30.8	
9/18/2018									
3/13/2019	29.2	2.9				23.8 (J)			
3/14/2019			32		22.7 (J)		31.9		
3/15/2019				20.3 (J)					
3/19/2019									59.2
3/20/2019								30.1	
3/21/2019									
3/23/2019									
9/9/2019				11.3		15.4			
9/10/2019			34		6		29.6		
9/11/2019	29.5	3.2							
9/12/2019								31.9	
9/13/2019									27

Prediction Limit

Constituent: Calcium (mg/L) Analysis Run 4/22/2026 10:39 AM View: Appendix III Interwell Two-Step

Plant Bowen Client: Southern Company Data: Bowen 1, 2, 9, & 10

	GWA-43R (bg)	GWA-43 (bg)	GWA-42 (bg)	GWA-39Z (bg)	GWA-41 (bg)	GWA-40 (bg)	GWA-41R (bg)	GWA-1 (bg)	GWA-2R (bg)
9/16/2019									
9/17/2019									
3/6/2020			38		29.2				
3/9/2020	31.7	2.6		3.2		29.4	25.5		
3/11/2020								31.8	46.8
3/12/2020									
9/10/2020			31.1	1	13.5		22.9		
9/11/2020		9				17.7			
9/14/2020	31								
9/15/2020								30.8	21.4
9/16/2020									
9/17/2020									
9/21/2020									
3/10/2021						22.8	40.3		
3/11/2021	31.2	2.1	34.8		25.9				
3/12/2021				11					
3/16/2021								34.6	26.7
3/17/2021									
3/18/2021									
3/19/2021									
3/29/2021									
8/4/2021			34	10.6	15.7	17.1	38.5		
8/5/2021	29								
8/6/2021		4							
8/9/2021								32	31.5
8/10/2021									
8/11/2021									
1/31/2022	30.6	2.2	37.3	12.7	14.5	18.5	39.3		
2/1/2022								34.1	34.1
2/2/2022									
2/3/2022									
8/10/2022	33.1		40.5	8.7					
8/11/2022		4.8			16.2		39.7		
8/12/2022						18.5			
8/16/2022								34	37.9
8/17/2022									
8/18/2022									
2/13/2023	28.5		35.7	12.8	26.9	18.4	38.6		
2/14/2023		2.2							
2/16/2023								33.3	51.6
2/17/2023									
2/21/2023									
7/25/2023	34.2	2.2			10.8		36.7		
7/26/2023			35.7	12.5		18			
7/27/2023								29.1	28
7/28/2023									
7/31/2023									
8/1/2023									
2/19/2024				10.8	24.9	22.1	44.9		
2/20/2024	31.4	2	39.4						
2/22/2024								31.8	
2/26/2024									30.6

Prediction Limit

Constituent: Calcium (mg/L) Analysis Run 4/22/2026 10:39 AM View: Appendix III Interwell Two-Step

Plant Bowen Client: Southern Company Data: Bowen 1, 2, 9, & 10

	GWA-43R (bg)	GWA-43 (bg)	GWA-42 (bg)	GWA-39Z (bg)	GWA-41 (bg)	GWA-40 (bg)	GWA-41R (bg)	GWA-1 (bg)	GWA-2R (bg)
2/27/2024									
8/1/2024			36.9	11.5	8.5	19	40		
8/2/2024	32.8	2							
8/6/2024									25.5
8/7/2024								31.6	
8/8/2024									
8/12/2024									
2/25/2025	23.2	1.6	38.9	17.4	31.7	26.3	34		
2/26/2025									
2/27/2025								33.4	66.7
2/28/2025									
3/4/2025									
8/27/2025						16.7	37.5		
8/28/2025	36.6	1.8	40.9	11.6	7.5				
9/2/2025								35	25.2
9/3/2025									
2/16/2026	32.9	2.3	37.9		10.6	18.4	42.6		
2/17/2026									
2/18/2026				13				33.8	23.4

Prediction Limit

Constituent: Calcium (mg/L) Analysis Run 4/22/2026 10:39 AM View: Appendix III Interwell Two-Step

Plant Bowen Client: Southern Company Data: Bowen 1, 2, 9, & 10

	GWA-2 (bg)	GWA-50 (bg)	GWA-50R (bg)	GWC-9	GWC-12	GWA-39RZ (bg)	GWA-4RZ (bg)	GWA-3A (bg)
3/11/2016								
3/14/2016								
3/15/2016								
3/22/2016								
3/23/2016	54.1							2.05
3/28/2016		3.89	7.04					
3/30/2016				9.07				
4/4/2016					8.63			
5/11/2016								
5/12/2016								
5/13/2016								
5/16/2016								
5/19/2016								
5/20/2016	23.9							
5/23/2016		2.16						1.29
5/25/2016			13.5					
5/26/2016				15.8				
5/27/2016					9.07			
7/19/2016								
7/20/2016								
7/21/2016								
7/22/2016								
7/29/2016	25.3							1.29
8/1/2016		1.37	2.2					
8/3/2016					6.82			
8/5/2016				20.5				
9/15/2016								
9/16/2016								
9/19/2016								
9/21/2016								
9/22/2016								1.51
9/23/2016	26.6							
9/26/2016		1.86	5.72					
9/28/2016				24.9				
9/30/2016					8.8			
11/2/2016								
11/3/2016								
11/9/2016	16.1							
11/10/2016		1.86						1.54
11/11/2016			2.5					
11/21/2016				23.4				
11/22/2016					8.08			
1/17/2017								
1/18/2017								
1/30/2017		2.86	2.01					
1/31/2017	5.68							1.34
2/6/2017				1.7				
2/13/2017					8.51			
2/21/2017						31.7		
2/22/2017							54.7	
3/24/2017								
3/27/2017						31.9		

Prediction Limit

Constituent: Calcium (mg/L) Analysis Run 4/22/2026 10:39 AM View: Appendix III Interwell Two-Step

Plant Bowen Client: Southern Company Data: Bowen 1, 2, 9, & 10

	GWA-2 (bg)	GWA-50 (bg)	GWA-50R (bg)	GWC-9	GWC-12	GWA-39RZ (bg)	GWA-4RZ (bg)	GWA-3A (bg)
3/28/2017								
3/30/2017	25.2							1.31
4/3/2017			6.26					
4/6/2017				1.6				
4/7/2017		2.34					46.8	
4/11/2017					7.5			
5/24/2017								
6/6/2017								
6/7/2017								
6/8/2017						35		
6/9/2017								
6/12/2017	34.2	1.87	7.44					1.4
6/13/2017				3.82				
6/14/2017					7.82		52.4	
7/12/2017							51.1	
7/17/2017						35.9		
7/20/2017							47.5	
7/27/2017						34.9		
7/28/2017							44	
8/9/2017						33.7	48.3	
8/24/2017							41.9	
9/22/2017								
9/25/2017								
9/26/2017								
9/29/2017						33.4		
10/2/2017	1.69	2.53	6.55					
10/3/2017				9.77			47.7	
10/4/2017					8.32			1.13
12/28/2017								
3/14/2018								
3/15/2018								
3/16/2018		1.8	2.6			32.6		
3/19/2018	63							1.2
3/20/2018				1.4				
3/21/2018							47.5	
3/22/2018					7.5			
9/12/2018								
9/14/2018	2.4					29.2		
9/17/2018		2.3						0.95
9/18/2018			1.3	3.3	8.2		48.1	
3/13/2019								
3/14/2019						33		
3/15/2019								
3/19/2019		4.2	4.6					
3/20/2019	4.3							0.96
3/21/2019				4.8			49.9	
3/23/2019					7.5			
9/9/2019								
9/10/2019								
9/11/2019						33.8		
9/12/2019	1.8		3.7					
9/13/2019		1.9					49.9	0.94

Prediction Limit

Constituent: Calcium (mg/L) Analysis Run 4/22/2026 10:39 AM View: Appendix III Interwell Two-Step

Plant Bowen Client: Southern Company Data: Bowen 1, 2, 9, & 10

	GWA-2 (bg)	GWA-50 (bg)	GWA-50R (bg)	GWC-9	GWC-12	GWA-39RZ (bg)	GWA-4RZ (bg)	GWA-3A (bg)
9/16/2019				12				
9/17/2019					7.8			
3/6/2020								
3/9/2020						35.6		
3/11/2020	66.6	1.6	1.2					1
3/12/2020				1.8	8.1		54.2	
9/10/2020								
9/11/2020								
9/14/2020								
9/15/2020	18.4		0.94 (J)					
9/16/2020		1.7				34.9		
9/17/2020				18.3			48.4	
9/21/2020					8			
3/10/2021								
3/11/2021								
3/12/2021								
3/16/2021						32.4	53.7	
3/17/2021	40.4	1.4	5.4					
3/18/2021				1.9				
3/19/2021					7.8			
3/29/2021								19
8/4/2021								
8/5/2021								
8/6/2021						33		
8/9/2021	41	1.5	1.7					19.4
8/10/2021				1.9			56.5	
8/11/2021					8.4			
1/31/2022								
2/1/2022	48	1.5						
2/2/2022			0.93 (J)	2.2	8.4	32.6		22.6
2/3/2022							57.7	
8/10/2022								
8/11/2022								
8/12/2022								
8/16/2022	39.5	1.6				32		22.2
8/17/2022			3.8	2.5			54.7	
8/18/2022					9.2			
2/13/2023								
2/14/2023						31.4		
2/16/2023	60.5	1.4	0.81 (J)					
2/17/2023							59.4	22.4
2/21/2023				2.3	7.9			
7/25/2023						35.7		
7/26/2023								
7/27/2023	23.3							
7/28/2023		1.3	0.6 (J)				43	
7/31/2023				11.6				
8/1/2023					7.8			22.6
2/19/2024						34.8		
2/20/2024								
2/22/2024	45.6	1.7	0.78 (J)					22.9
2/26/2024								

Prediction Limit

Constituent: Calcium (mg/L) Analysis Run 4/22/2026 10:39 AM View: Appendix III Interwell Two-Step

Plant Bowen Client: Southern Company Data: Bowen 1, 2, 9, & 10

	GWA-2 (bg)	GWA-50 (bg)	GWA-50R (bg)	GWC-9	GWC-12	GWA-39RZ (bg)	GWA-4RZ (bg)	GWA-3A (bg)
2/27/2024				2.6	8.4		63.1	
8/1/2024						33.9		
8/2/2024								
8/6/2024								
8/7/2024	32.3							
8/8/2024		1.7	0.72 (J)				56.4	23
8/12/2024				11.6	8.2			
2/25/2025								
2/26/2025						35.4		19.9
2/27/2025	41.7	1.4						
2/28/2025			0.81 (J)	3.5			56.6	
3/4/2025					7.9			
8/27/2025								
8/28/2025						33.4		
9/2/2025	35.4	1.5	0.61					22.5
9/3/2025				23.1	7.6		55.3	
2/16/2026								
2/17/2026		1.6	0.8					24.1
2/18/2026	34.4			26.3	9.6	37	60.4	

FIGURE M.

Appendix III Interwell Prediction Limits - Significant Results

Plant Bowen Client: Southern Company Data: Bowen 1, 2, 9, & 10 Printed 4/22/2026, 10:41 AM

Constituent	Well	Upper Lim.	Lower Lim.	Date	Observ.	Sig.	Bg N	%NDs	ND Adj.	Transform	Alpha	Method
pH, Field (SU)	**GWC-44**	**8.04**	**4.24**	**2/16/2026**	**4.17**	**Yes**	**392**	**0**	**n/a**	**n/a**	**0.00009793**	**NP Inter (normality) 1 of 2**

Appendix III Interwell Prediction Limits - All Results

Plant Bowen Client: Southern Company Data: Bowen 1, 2, 9, & 10 Printed 4/22/2026, 10:41 AM

Constituent	Well	Upper Lim.	Lower Lim.	Date	Observ.	Sig.	Bg N	%NDs	ND Adj.	Transform	Alpha	Method
Chloride (mg/L)	GWC-5	11.9	n/a	2/19/2026	0.5ND	No	388	0.5155	n/a	n/a	0.00004896	NP Inter (normality) 1 of 2
Chloride (mg/L)	GWC-6	11.9	n/a	2/20/2026	1.1	No	388	0.5155	n/a	n/a	0.00004896	NP Inter (normality) 1 of 2
Chloride (mg/L)	GWC-6RZ	11.9	n/a	2/20/2026	1.4	No	388	0.5155	n/a	n/a	0.00004896	NP Inter (normality) 1 of 2
Chloride (mg/L)	GWC-7Z	11.9	n/a	2/19/2026	0.7J	No	388	0.5155	n/a	n/a	0.00004896	NP Inter (normality) 1 of 2
Chloride (mg/L)	GWC-8RR	11.9	n/a	2/19/2026	0.74J	No	388	0.5155	n/a	n/a	0.00004896	NP Inter (normality) 1 of 2
Chloride (mg/L)	GWC-8Z	11.9	n/a	2/19/2026	1.3	No	388	0.5155	n/a	n/a	0.00004896	NP Inter (normality) 1 of 2
Chloride (mg/L)	GWC-9	11.9	n/a	2/18/2026	1.6	No	388	0.5155	n/a	n/a	0.00004896	NP Inter (normality) 1 of 2
Chloride (mg/L)	GWC-10	11.9	n/a	2/19/2026	1.9	No	388	0.5155	n/a	n/a	0.00004896	NP Inter (normality) 1 of 2
Chloride (mg/L)	GWC-10R	11.9	n/a	2/19/2026	2.5	No	388	0.5155	n/a	n/a	0.00004896	NP Inter (normality) 1 of 2
Chloride (mg/L)	GWC-11	11.9	n/a	2/19/2026	1.1	No	388	0.5155	n/a	n/a	0.00004896	NP Inter (normality) 1 of 2
Chloride (mg/L)	GWC-11R	11.9	n/a	2/20/2026	1.6	No	388	0.5155	n/a	n/a	0.00004896	NP Inter (normality) 1 of 2
Chloride (mg/L)	GWC-12	11.9	n/a	2/18/2026	0.72J	No	388	0.5155	n/a	n/a	0.00004896	NP Inter (normality) 1 of 2
Chloride (mg/L)	GWC-13	11.9	n/a	2/19/2026	3.9	No	388	0.5155	n/a	n/a	0.00004896	NP Inter (normality) 1 of 2
Chloride (mg/L)	GWC-13RZ	11.9	n/a	2/20/2026	4.7	No	388	0.5155	n/a	n/a	0.00004896	NP Inter (normality) 1 of 2
Chloride (mg/L)	GWC-14Z	11.9	n/a	2/24/2026	3.8	No	388	0.5155	n/a	n/a	0.00004896	NP Inter (normality) 1 of 2
Chloride (mg/L)	GWC-15R	11.9	n/a	2/24/2026	0.89J	No	388	0.5155	n/a	n/a	0.00004896	NP Inter (normality) 1 of 2
Chloride (mg/L)	GWC-15Z	11.9	n/a	2/24/2026	0.84J	No	388	0.5155	n/a	n/a	0.00004896	NP Inter (normality) 1 of 2
Chloride (mg/L)	GWC-44	11.9	n/a	2/16/2026	1.7	No	388	0.5155	n/a	n/a	0.00004896	NP Inter (normality) 1 of 2
Chloride (mg/L)	GWC-45	11.9	n/a	2/17/2026	0.82J	No	388	0.5155	n/a	n/a	0.00004896	NP Inter (normality) 1 of 2
Chloride (mg/L)	GWC-45R	11.9	n/a	2/17/2026	3.5	No	388	0.5155	n/a	n/a	0.00004896	NP Inter (normality) 1 of 2
Chloride (mg/L)	GWC-46R	11.9	n/a	2/16/2026	3.5	No	388	0.5155	n/a	n/a	0.00004896	NP Inter (normality) 1 of 2
Chloride (mg/L)	GWC-47	11.9	n/a	2/17/2026	2.2	No	388	0.5155	n/a	n/a	0.00004896	NP Inter (normality) 1 of 2
Chloride (mg/L)	GWC-47R	11.9	n/a	2/17/2026	2.2	No	388	0.5155	n/a	n/a	0.00004896	NP Inter (normality) 1 of 2
Chloride (mg/L)	GWC-48	11.9	n/a	2/17/2026	6.5	No	388	0.5155	n/a	n/a	0.00004896	NP Inter (normality) 1 of 2
Chloride (mg/L)	GWC-49R	11.9	n/a	2/17/2026	1.2	No	388	0.5155	n/a	n/a	0.00004896	NP Inter (normality) 1 of 2
Chloride (mg/L)	GWC-49Z	11.9	n/a	2/17/2026	1	No	388	0.5155	n/a	n/a	0.00004896	NP Inter (normality) 1 of 2
pH, Field (SU)	GWC-5	8.04	4.24	2/19/2026	5.1	No	392	0	n/a	n/a	0.00009793	NP Inter (normality) 1 of 2
pH, Field (SU)	GWC-6	8.04	4.24	2/20/2026	7.17	No	392	0	n/a	n/a	0.00009793	NP Inter (normality) 1 of 2
pH, Field (SU)	GWC-6RZ	8.04	4.24	2/20/2026	6.65	No	392	0	n/a	n/a	0.00009793	NP Inter (normality) 1 of 2
pH, Field (SU)	GWC-7Z	8.04	4.24	2/19/2026	7.58	No	392	0	n/a	n/a	0.00009793	NP Inter (normality) 1 of 2
pH, Field (SU)	GWC-8RR	8.04	4.24	2/19/2026	7.98	No	392	0	n/a	n/a	0.00009793	NP Inter (normality) 1 of 2
pH, Field (SU)	GWC-8Z	8.04	4.24	2/19/2026	7.01	No	392	0	n/a	n/a	0.00009793	NP Inter (normality) 1 of 2
pH, Field (SU)	GWC-9	8.04	4.24	2/18/2026	6.48	No	392	0	n/a	n/a	0.00009793	NP Inter (normality) 1 of 2
pH, Field (SU)	GWC-10	8.04	4.24	2/19/2026	6.98	No	392	0	n/a	n/a	0.00009793	NP Inter (normality) 1 of 2
pH, Field (SU)	GWC-10R	8.04	4.24	2/19/2026	7.32	No	392	0	n/a	n/a	0.00009793	NP Inter (normality) 1 of 2
pH, Field (SU)	GWC-11	8.04	4.24	2/19/2026	6.77	No	392	0	n/a	n/a	0.00009793	NP Inter (normality) 1 of 2
pH, Field (SU)	GWC-11R	8.04	4.24	2/20/2026	7.61	No	392	0	n/a	n/a	0.00009793	NP Inter (normality) 1 of 2
pH, Field (SU)	GWC-12	8.04	4.24	2/18/2026	5.94	No	392	0	n/a	n/a	0.00009793	NP Inter (normality) 1 of 2
pH, Field (SU)	GWC-13	8.04	4.24	2/19/2026	7.2	No	392	0	n/a	n/a	0.00009793	NP Inter (normality) 1 of 2
pH, Field (SU)	GWC-13RZ	8.04	4.24	2/20/2026	7.68	No	392	0	n/a	n/a	0.00009793	NP Inter (normality) 1 of 2
pH, Field (SU)	GWC-14Z	8.04	4.24	2/24/2026	5.88	No	392	0	n/a	n/a	0.00009793	NP Inter (normality) 1 of 2
pH, Field (SU)	GWC-15R	8.04	4.24	2/24/2026	7.67	No	392	0	n/a	n/a	0.00009793	NP Inter (normality) 1 of 2
pH, Field (SU)	GWC-15Z	8.04	4.24	2/24/2026	7.79	No	392	0	n/a	n/a	0.00009793	NP Inter (normality) 1 of 2
pH, Field (SU)	**GWC-44**	**8.04**	**4.24**	**2/16/2026**	**4.17**	**Yes**	**392**	**0**	**n/a**	**n/a**	**0.00009793**	**NP Inter (normality) 1 of 2**
pH, Field (SU)	GWC-45	8.04	4.24	2/17/2026	4.71	No	392	0	n/a	n/a	0.00009793	NP Inter (normality) 1 of 2
pH, Field (SU)	GWC-45R	8.04	4.24	2/17/2026	7.16	No	392	0	n/a	n/a	0.00009793	NP Inter (normality) 1 of 2
pH, Field (SU)	GWC-46R	8.04	4.24	2/16/2026	7.26	No	392	0	n/a	n/a	0.00009793	NP Inter (normality) 1 of 2
pH, Field (SU)	GWC-47	8.04	4.24	2/17/2026	7.51	No	392	0	n/a	n/a	0.00009793	NP Inter (normality) 1 of 2
pH, Field (SU)	GWC-47R	8.04	4.24	2/17/2026	7.41	No	392	0	n/a	n/a	0.00009793	NP Inter (normality) 1 of 2
pH, Field (SU)	GWC-48	8.04	4.24	2/17/2026	4.6	No	392	0	n/a	n/a	0.00009793	NP Inter (normality) 1 of 2
pH, Field (SU)	GWC-49R	8.04	4.24	2/17/2026	7.58	No	392	0	n/a	n/a	0.00009793	NP Inter (normality) 1 of 2
pH, Field (SU)	GWC-49Z	8.04	4.24	2/17/2026	4.8	No	392	0	n/a	n/a	0.00009793	NP Inter (normality) 1 of 2

Sanitas™ v.10.1.06d Software licensed to Groundwater Stats Consulting. UG

Hollow symbols indicate censored values.

Within Limit

Prediction Limit

Interwell Non-parametric

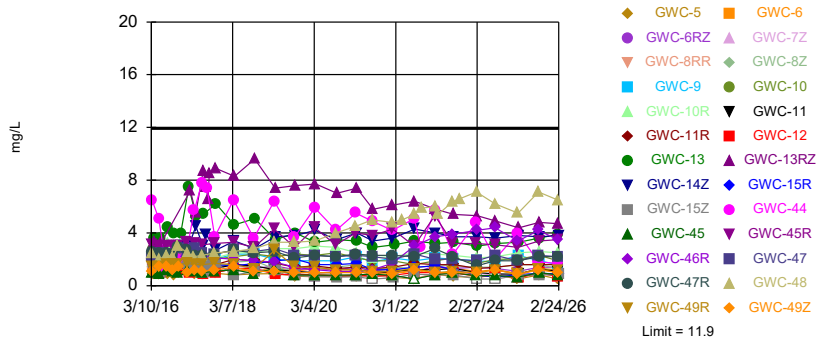

Non-parametric test used in lieu of parametric prediction limit because the Chi Squared normality test showed the data to be non-normal at the 0.01 alpha level. Limit is highest of 388 background values. 0.5155% NDs. Annual per-constituent alpha = 0.002543. Individual comparison alpha = 0.00004896 (1 of 2). Comparing 26 points to limit.

Constituent: Chloride Analysis Run 4/22/2026 10:39 AM View: Appendix III Interwell

Plant Bowen Client: Southern Company Data: Bowen 1, 2, 9, & 10

Sanitas™ v.10.1.06d Software licensed to Groundwater Stats Consulting. UG

Exceeds Limits: GWC-44

Prediction Limit

Interwell Non-parametric

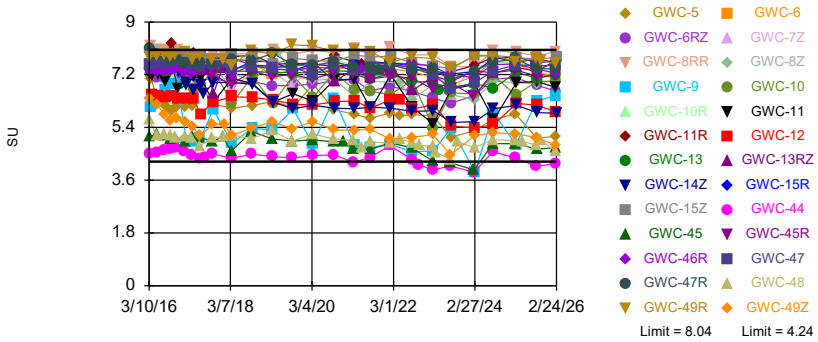

Non-parametric test used in lieu of parametric prediction limit because the Chi Squared normality test showed the data to be non-normal at the 0.01 alpha level. Limits are highest and lowest of 392 background values. Annual per-constituent alpha = 0.005086. Individual comparison alpha = 0.00009793 (1 of 2). Comparing 26 points to limit.

Constituent: pH, Field Analysis Run 4/22/2026 10:39 AM View: Appendix III Interwell

Plant Bowen Client: Southern Company Data: Bowen 1, 2, 9, & 10

Prediction Limit

Constituent: Chloride (mg/L) Analysis Run 4/22/2026 10:41 AM View: Appendix III Interwell

Plant Bowen Client: Southern Company Data: Bowen 1, 2, 9, & 10

	GWC-48	GWC-47R	GWC-47	GWC-46R	GWA-42 (bg)	GWA-43 (bg)	GWA-43R (bg)	GWA-39Z (bg)	GWA-40 (bg)
3/10/2016	2.4266	2.5934	2.2206	1.9859					
3/11/2016					2.4984	1.2562	1.9467		
3/14/2016								1.795	
3/15/2016									1.1671
3/16/2016									
3/17/2016									
3/22/2016									
3/23/2016									
3/28/2016									
3/29/2016									
3/30/2016									
3/31/2016									
4/4/2016									
4/5/2016									
5/11/2016								2.04	0.8763
5/12/2016									
5/13/2016						1.32	2.14		
5/16/2016					2.22				
5/17/2016	2.01			2.37					
5/18/2016		2.51	2.42						
5/19/2016									
5/20/2016									
5/23/2016									
5/24/2016									
5/25/2016									
5/26/2016									
5/27/2016									
5/31/2016									
6/1/2016									
7/19/2016						1.3	3.1	2.1	
7/20/2016									
7/21/2016									1.4
7/22/2016					2.6				
7/25/2016									
7/26/2016				2.4					
7/27/2016	2.3	2.5	2.4						
7/28/2016									
7/29/2016									
8/1/2016									
8/2/2016									
8/3/2016									
8/4/2016									
8/5/2016									
8/9/2016									
9/15/2016								1.7	
9/16/2016						1.2	3.5		
9/19/2016					2.5				1.1
9/20/2016	2.2	2.4	2.4	2.4					
9/21/2016									
9/22/2016									
9/23/2016									
9/26/2016									

Prediction Limit

Constituent: Chloride (mg/L) Analysis Run 4/22/2026 10:41 AM View: Appendix III Interwell

Plant Bowen Client: Southern Company Data: Bowen 1, 2, 9, & 10

	GWC-48	GWC-47R	GWC-47	GWC-46R	GWA-42 (bg)	GWA-43 (bg)	GWA-43R (bg)	GWA-39Z (bg)	GWA-40 (bg)
9/27/2016									
9/28/2016									
9/29/2016									
9/30/2016									
11/2/2016						1.4	4.7	1.8	
11/3/2016					3				1.2
11/4/2016	3	2.9		2.8					
11/7/2016			2.8						
11/9/2016									
11/10/2016									
11/11/2016									
11/14/2016									
11/18/2016									
11/21/2016									
11/22/2016									
11/23/2016									
11/28/2016									
1/17/2017					2.9				1
1/18/2017						1.2	4.9	1.7	
1/19/2017									
1/20/2017		2.7		2.2					
1/23/2017	2.5		2.4						
1/24/2017									
1/30/2017									
1/31/2017									
2/1/2017									
2/3/2017									
2/6/2017									
2/7/2017									
2/8/2017									
2/9/2017									
2/10/2017									
2/13/2017									
2/21/2017									
2/22/2017									
3/24/2017									1.2
3/27/2017					3				
3/28/2017	2.2			2.3		1.4	4.1	1.3	
3/29/2017		2.3	2.8						
3/30/2017									
4/3/2017									
4/6/2017									
4/7/2017									
4/10/2017									
4/11/2017									
4/12/2017									
5/24/2017									1.5
6/5/2017									
6/6/2017						1.4	3.6		
6/7/2017				2.3	3			1.2	
6/8/2017	2.3	2.3	2.5						
6/9/2017									

Prediction Limit

Constituent: Chloride (mg/L) Analysis Run 4/22/2026 10:41 AM View: Appendix III Interwell

Plant Bowen Client: Southern Company Data: Bowen 1, 2, 9, & 10

	GWC-48	GWC-47R	GWC-47	GWC-46R	GWA-42 (bg)	GWA-43 (bg)	GWA-43R (bg)	GWA-39Z (bg)	GWA-40 (bg)
6/12/2017									
6/13/2017									
6/14/2017									
6/15/2017									
6/16/2017									
7/12/2017									
7/14/2017									
7/17/2017									
7/20/2017									
7/26/2017									
7/27/2017									
7/28/2017									
8/9/2017									
8/10/2017									
8/24/2017									
9/22/2017						1.3	3.9		
9/25/2017									
9/26/2017					3.1			1.7	2.4
9/27/2017		2.4	2.4						
9/29/2017	2.5			2.1					
10/2/2017									
10/3/2017									
10/4/2017									
10/5/2017									
10/6/2017									
10/9/2017									
12/28/2017									3.9
3/14/2018					3.2	1.3		1.4	2.4
3/15/2018	2.6		2.7	2			2.8		
3/16/2018		2.7							
3/19/2018									
3/20/2018									
3/21/2018									
3/22/2018									
3/23/2018									
9/12/2018						1.3	3.1	1.6	1
9/13/2018	2.8	2.5	2.6	1.9					
9/14/2018					2.3				
9/17/2018									
9/18/2018									
9/19/2018									
9/20/2018									
3/13/2019						1.6	2.9		2.2
3/14/2019					3.6				
3/15/2019	3.3		2.8					1.7	
3/18/2019				1.8					
3/19/2019		2.6							
3/20/2019									
3/21/2019									
3/22/2019									
3/23/2019									
3/25/2019									

Prediction Limit

Constituent: Chloride (mg/L) Analysis Run 4/22/2026 10:41 AM View: Appendix III Interwell

Plant Bowen Client: Southern Company Data: Bowen 1, 2, 9, & 10

	GWC-48	GWC-47R	GWC-47	GWC-46R	GWA-42 (bg)	GWA-43 (bg)	GWA-43R (bg)	GWA-39Z (bg)	GWA-40 (bg)
3/27/2019									
5/6/2019									
9/9/2019								1.2	0.83 (J)
9/10/2019					2				
9/11/2019	3.3	2.1		1.4		1.3	3.1		
9/12/2019			2.3						
9/13/2019									
9/16/2019									
9/17/2019									
9/18/2019									
9/19/2019									
3/6/2020					2.7				
3/9/2020	3.4	2.3	2.3			1.2	2.2	1.2	1.5
3/10/2020				1.2					
3/11/2020									
3/12/2020									
3/13/2020									
3/16/2020									
3/17/2020									
9/10/2020					2			1.2	
9/11/2020						1.3			0.77 (J)
9/14/2020	4		2.2	1.1			3.3		
9/15/2020		2.2							
9/16/2020									
9/17/2020									
9/21/2020									
9/22/2020									
3/10/2021									0.97 (J)
3/11/2021	4.5	2.4	2.3	1.1	2.5	1.3	2.7		
3/12/2021								1.2	
3/15/2021									
3/16/2021									
3/17/2021									
3/18/2021									
3/19/2021									
3/29/2021									
8/4/2021	5				2.3			1.1	0.82 (J)
8/5/2021		2.3	2.2	1.2			1.9		
8/6/2021						1.3			
8/9/2021									
8/10/2021									
8/11/2021									
8/12/2021									
1/31/2022	4.8			1.7	2	1.1	1.7	1	0.71 (J)
2/1/2022		2.3	2						
2/2/2022									
2/3/2022									
2/4/2022									
2/7/2022									
2/17/2022									
4/28/2022	5								
8/10/2022					1.8		1.7	0.93 (J)	

Prediction Limit

Constituent: Chloride (mg/L) Analysis Run 4/22/2026 10:41 AM View: Appendix III Interwell

Plant Bowen Client: Southern Company Data: Bowen 1, 2, 9, & 10

	GWC-48	GWC-47R	GWC-47	GWC-46R	GWA-42 (bg)	GWA-43 (bg)	GWA-43R (bg)	GWA-39Z (bg)	GWA-40 (bg)
8/11/2022						1.4			
8/12/2022									<1
8/15/2022	5.4	2.2	2.4	3					
8/16/2022									
8/17/2022									
8/18/2022									
8/19/2022									
10/11/2022									
10/21/2022	5.9								
2/13/2023					2.4		1.8	1.3	1.1
2/14/2023				3.7		1.3			
2/15/2023	6	2.8	2						
2/16/2023									
2/17/2023									
2/20/2023									
2/21/2023									
2/22/2023									
3/16/2023	5.4								
7/25/2023						1.4	2		
7/26/2023	6.4			3.9	1.9			1.3	0.92 (J)
7/27/2023		2.2	2						
7/28/2023									
7/31/2023									
8/1/2023									
8/2/2023									
9/26/2023	6.6								
2/19/2024								1	0.75 (J)
2/20/2024					2.4	1.2	2		
2/21/2024	7.1	1.5	1.9	4.2					
2/22/2024									
2/26/2024									
2/27/2024									
2/28/2024									
8/1/2024					2.5			1.2	0.96 (J)
8/2/2024						1.2	2.2		
8/5/2024	6.2	1.9	2.3	4.4					
8/6/2024									
8/7/2024									
8/8/2024									
8/12/2024									
8/13/2024									
2/25/2025					2.3	1.1	1.5	0.96 (J)	0.99 (J)
2/26/2025	5.5	1.9	1.9	3.4					
2/27/2025									
2/28/2025									
3/3/2025									
3/4/2025									
8/27/2025									0.96 (J)
8/28/2025			2.3		2.4	1.4	2.2	1.2	
8/29/2025	7.1			4.2					
9/2/2025		2.2							
9/3/2025									

ND substitution: RL or RL/2 if <15% NDs.

Prediction Limit

Constituent: Chloride (mg/L) Analysis Run 4/22/2026 10:41 AM View: Appendix III Interwell

Plant Bowen Client: Southern Company Data: Bowen 1, 2, 9, & 10

	GWC-48	GWC-47R	GWC-47	GWC-46R	GWA-42 (bg)	GWA-43 (bg)	GWA-43R (bg)	GWA-39Z (bg)	GWA-40 (bg)
9/4/2025									
2/16/2026				3.5	2.5	1.3	2.4		0.74 (J)
2/17/2026	6.5	2.2	2.2						
2/18/2026								1	
2/19/2026									
2/20/2026									
2/24/2026									

Prediction Limit

Constituent: Chloride (mg/L) Analysis Run 4/22/2026 10:41 AM View: Appendix III Interwell

Plant Bowen Client: Southern Company Data: Bowen 1, 2, 9, & 10

	GWA-41 (bg)	GWA-41R (bg)	GWC-44	GWC-45R	GWC-45	GWC-49Z	GWC-49R	GWC-8Z	GWA-1 (bg)
3/10/2016									
3/11/2016									
3/14/2016									
3/15/2016	4.1666	6.1465							
3/16/2016			6.505	3.0774	0.9445				
3/17/2016						1.0624	1.4476		
3/22/2016								1.4231	1.5101
3/23/2016									
3/28/2016									
3/29/2016									
3/30/2016									
3/31/2016									
4/4/2016									
4/5/2016									
5/11/2016									
5/12/2016	1.78								
5/13/2016		3.08							
5/16/2016			5.08	3	0.9104				
5/17/2016									
5/18/2016						1.41	1.43		
5/19/2016									1.5
5/20/2016									
5/23/2016									
5/24/2016									
5/25/2016								1.11	
5/26/2016									
5/27/2016									
5/31/2016									
6/1/2016									
7/19/2016									
7/20/2016	1.8								
7/21/2016		3.7							
7/22/2016									
7/25/2016			1.2	3	1.2				
7/26/2016									
7/27/2016							1.6		
7/28/2016						1.4			
7/29/2016									1.7
8/1/2016									
8/2/2016								1.5	
8/3/2016									
8/4/2016									
8/5/2016									
8/9/2016									
9/15/2016	1.4								
9/16/2016									
9/19/2016			1.9	3	1.1				
9/20/2016									
9/21/2016		2.4				1.2	1.6		
9/22/2016									
9/23/2016									1.8
9/26/2016								1.6	

Prediction Limit

Constituent: Chloride (mg/L) Analysis Run 4/22/2026 10:41 AM View: Appendix III Interwell

Plant Bowen Client: Southern Company Data: Bowen 1, 2, 9, & 10

	GWA-41 (bg)	GWA-41R (bg)	GWC-44	GWC-45R	GWC-45	GWC-49Z	GWC-49R	GWC-8Z	GWA-1 (bg)
9/27/2016									
9/28/2016									
9/29/2016									
9/30/2016									
11/2/2016									
11/3/2016	1.6	3.4	2	3					
11/4/2016					1		1.6		
11/7/2016						1.4			
11/9/2016									2
11/10/2016									
11/11/2016									
11/14/2016									
11/18/2016									
11/21/2016								1.5	
11/22/2016									
11/23/2016									
11/28/2016									
1/17/2017		1.9							
1/18/2017	1.5								
1/19/2017			2.6						
1/20/2017				3.3					
1/23/2017					1.2				
1/24/2017						0.99	1.7		
1/30/2017									1.5
1/31/2017									
2/1/2017									
2/3/2017								1.8	
2/6/2017									
2/7/2017									
2/8/2017									
2/9/2017									
2/10/2017									
2/13/2017									
2/21/2017									
2/22/2017									
3/24/2017	1.4								
3/27/2017		2.4							
3/28/2017			5.7						
3/29/2017				3.2	1.1		1.6		
3/30/2017						1.2			1.8
4/3/2017									
4/6/2017									
4/7/2017								1.5	
4/10/2017									
4/11/2017									
4/12/2017									
5/24/2017									
6/5/2017			7.8						
6/6/2017	2.8	4.5							
6/7/2017				3.1	1				
6/8/2017							1.6		
6/9/2017						1.1			1.6

Prediction Limit

Constituent: Chloride (mg/L) Analysis Run 4/22/2026 10:41 AM View: Appendix III Interwell

Plant Bowen Client: Southern Company Data: Bowen 1, 2, 9, & 10

	GWA-41 (bg)	GWA-41R (bg)	GWC-44	GWC-45R	GWC-45	GWC-49Z	GWC-49R	GWC-8Z	GWA-1 (bg)
6/12/2017									
6/13/2017								1.3	
6/14/2017									
6/15/2017									
6/16/2017									
7/12/2017									
7/14/2017									
7/17/2017									
7/20/2017			7.4						
7/26/2017									
7/27/2017									
7/28/2017									
8/9/2017									
8/10/2017									
8/24/2017									
9/22/2017									
9/25/2017	1.8	2.5							
9/26/2017			3.7						
9/27/2017				3.2	1.1				
9/29/2017						1.2	1.7		
10/2/2017									1.6
10/3/2017								1.4	
10/4/2017									
10/5/2017									
10/6/2017									
10/9/2017									
12/28/2017									
3/14/2018	3	4							
3/15/2018			6.5	3.3	1.2	1.4	1.6		
3/16/2018									1.7
3/19/2018									
3/20/2018								1.8	
3/21/2018									
3/22/2018									
3/23/2018									
9/12/2018	1.4	2.1	3.6						
9/13/2018				2.9	0.93		1.3		
9/14/2018						1.1			
9/17/2018									1.6
9/18/2018								1.9	
9/19/2018									
9/20/2018									
3/13/2019									
3/14/2019	2.6	2.9	6.4	4.3	1.3				
3/15/2019									
3/18/2019							2.7		
3/19/2019						1.1			
3/20/2019									1.4
3/21/2019									
3/22/2019									
3/23/2019									
3/25/2019									

Prediction Limit

Constituent: Chloride (mg/L) Analysis Run 4/22/2026 10:41 AM View: Appendix III Interwell

Plant Bowen Client: Southern Company Data: Bowen 1, 2, 9, & 10

	GWA-41 (bg)	GWA-41R (bg)	GWC-44	GWC-45R	GWC-45	GWC-49Z	GWC-49R	GWC-8Z	GWA-1 (bg)
3/27/2019									
5/6/2019								1.1	
9/9/2019									
9/10/2019	1.1	1.7							
9/11/2019			3.7	2.9	0.81 (J)	1 (J)	1.4		
9/12/2019									1.3
9/13/2019									
9/16/2019								1.4	
9/17/2019									
9/18/2019									
9/19/2019									
3/6/2020	1.3								
3/9/2020		1.3				1			
3/10/2020			5.9	4.4	0.8 (J)				
3/11/2020							1.4		1.4
3/12/2020									
3/13/2020									
3/16/2020								1.3	
3/17/2020									
9/10/2020	1.2	1.4							
9/11/2020				3.1	0.79 (J)		1.2		
9/14/2020						0.98 (J)			
9/15/2020			4.2						1.3
9/16/2020									
9/17/2020								1.4	
9/21/2020									
9/22/2020									
3/10/2021		1.6							
3/11/2021	1.5		5.5	4	0.83 (J)				
3/12/2021									
3/15/2021						0.98 (J)	1.2		
3/16/2021									1.3
3/17/2021									
3/18/2021								1.6	
3/19/2021									
3/29/2021									
8/4/2021	1.2	1.3	4.9						
8/5/2021						1			
8/6/2021				3.8	0.86 (J)				
8/9/2021									1.3
8/10/2021								1.2	
8/11/2021							1.1		
8/12/2021									
1/31/2022	1	1	4.2						
2/1/2022				4.3	0.79 (J)	0.93 (J)	1.1		1.2
2/2/2022								1.4	
2/3/2022									
2/4/2022									
2/7/2022									
2/17/2022									
4/28/2022									
8/10/2022									

Prediction Limit

Constituent: Chloride (mg/L) Analysis Run 4/22/2026 10:41 AM View: Appendix III Interwell

Plant Bowen Client: Southern Company Data: Bowen 1, 2, 9, & 10

	GWA-41 (bg)	GWA-41R (bg)	GWC-44	GWC-45R	GWC-45	GWC-49Z	GWC-49R	GWC-8Z	GWA-1 (bg)
8/11/2022	1.3	1.4							
8/12/2022				3	<1				
8/15/2022			5.1			1.2	1.3		
8/16/2022									0.99 (J)
8/17/2022								1.3	
8/18/2022									
8/19/2022									
10/11/2022			2.9						
10/21/2022									
2/13/2023	1.6	1.5							
2/14/2023			5.7			1	1		
2/15/2023				5.3	0.81 (J)				
2/16/2023									1.2
2/17/2023									
2/20/2023								1.6	
2/21/2023									
2/22/2023									
3/16/2023									
7/25/2023	0.97 (J)	1.3							
7/26/2023			2.4	3.2	0.99 (J)				
7/27/2023						1	1.1		1.2
7/28/2023									
7/31/2023								1.5	
8/1/2023									
8/2/2023									
9/26/2023									
2/19/2024	1.2	1.3							
2/20/2024			4.8	3.2	0.76 (J)				
2/21/2024						0.97 (J)	1		
2/22/2024									1.1
2/26/2024								1.4	
2/27/2024									
2/28/2024									
8/1/2024	1.3	1.6							
8/2/2024									
8/5/2024				3.1	0.78 (J)				
8/6/2024			2			1.2	1.2		
8/7/2024									1.3
8/8/2024									
8/12/2024								1.4	
8/13/2024									
2/25/2025	0.99 (J)	0.95 (J)							
2/26/2025			4	2.9	0.65 (J)	0.85 (J)	0.88 (J)		
2/27/2025									0.93 (J)
2/28/2025								1.6	
3/3/2025									
3/4/2025									
8/27/2025		1.3							
8/28/2025	1.2		1.8						
8/29/2025						1.2	1.3		
9/2/2025				3.4	0.98 (J)				1.3
9/3/2025								1.6	

ND substitution: RL or RL/2 if <15% NDs.

Prediction Limit

Constituent: Chloride (mg/L) Analysis Run 4/22/2026 10:41 AM View: Appendix III Interwell

Plant Bowen Client: Southern Company Data: Bowen 1, 2, 9, & 10

	GWA-41 (bg)	GWA-41R (bg)	GWC-44	GWC-45R	GWC-45	GWC-49Z	GWC-49R	GWC-8Z	GWA-1 (bg)
9/4/2025									
2/16/2026	1	1.2	1.7						
2/17/2026				3.5	0.82 (J)	1	1.2		
2/18/2026									1.3
2/19/2026								1.3	
2/20/2026									
2/24/2026									

Prediction Limit

Constituent: Chloride (mg/L) Analysis Run 4/22/2026 10:41 AM View: Appendix III Interwell

Plant Bowen Client: Southern Company Data: Bowen 1, 2, 9, & 10

	GWA-3A (bg)	GWA-2 (bg)	GWA-2R (bg)	GWA-50R (bg)	GWC-5	GWA-50 (bg)	GWC-6	GWC-6RZ	GWC-9
3/10/2016									
3/11/2016									
3/14/2016									
3/15/2016									
3/16/2016									
3/17/2016									
3/22/2016									
3/23/2016	1.6092	2.4904	0.9079						
3/28/2016				0.9204	0.8659	1.14			
3/29/2016							1.3977	1.6645	
3/30/2016									2.21
3/31/2016									
4/4/2016									
4/5/2016									
5/11/2016									
5/12/2016									
5/13/2016									
5/16/2016									
5/17/2016									
5/18/2016									
5/19/2016			0.9136						
5/20/2016		1.71							
5/23/2016	1.52					1.19			
5/24/2016							1.33	1.58	
5/25/2016				1.04	0.8639				
5/26/2016									2.1
5/27/2016									
5/31/2016									
6/1/2016									
7/19/2016									
7/20/2016									
7/21/2016									
7/22/2016									
7/25/2016									
7/26/2016									
7/27/2016									
7/28/2016									
7/29/2016	1.5	2	1.1						
8/1/2016				0.85	0.93	1.2	1.2	1.4	
8/2/2016									
8/3/2016									
8/4/2016									
8/5/2016									2.4
8/9/2016									
9/15/2016									
9/16/2016									
9/19/2016									
9/20/2016									
9/21/2016									
9/22/2016	1.4		1						
9/23/2016		1.8							
9/26/2016				0.87		1.1	1.1	1.4	

Prediction Limit

Constituent: Chloride (mg/L) Analysis Run 4/22/2026 10:41 AM View: Appendix III Interwell

Plant Bowen Client: Southern Company Data: Bowen 1, 2, 9, & 10

	GWA-3A (bg)	GWA-2 (bg)	GWA-2R (bg)	GWA-50R (bg)	GWC-5	GWA-50 (bg)	GWC-6	GWC-6RZ	GWC-9
9/27/2016					0.8				
9/28/2016									2.1
9/29/2016									
9/30/2016									
11/2/2016									
11/3/2016									
11/4/2016									
11/7/2016									
11/9/2016		1.6							
11/10/2016	1.6		1.2			1.3			
11/11/2016				0.99	0.95				
11/14/2016								1.6	
11/18/2016							1.2		
11/21/2016									2.2
11/22/2016									
11/23/2016									
11/28/2016									
1/17/2017									
1/18/2017									
1/19/2017									
1/20/2017									
1/23/2017									
1/24/2017									
1/30/2017				0.95		1.2			
1/31/2017	1.6	1.3	1.2		0.99				
2/1/2017							1.3	1.4	
2/3/2017									
2/6/2017									2.5
2/7/2017									
2/8/2017									
2/9/2017									
2/10/2017									
2/13/2017									
2/21/2017									
2/22/2017									
3/24/2017									
3/27/2017									
3/28/2017									
3/29/2017									
3/30/2017	1.4	1.6							
4/3/2017			0.99	0.88	0.93				
4/6/2017							1.1	1.5	2.2
4/7/2017						1.2			
4/10/2017									
4/11/2017									
4/12/2017									
5/24/2017									
6/5/2017									
6/6/2017									
6/7/2017									
6/8/2017									
6/9/2017			0.87						

Prediction Limit

Constituent: Chloride (mg/L) Analysis Run 4/22/2026 10:41 AM View: Appendix III Interwell

Plant Bowen Client: Southern Company Data: Bowen 1, 2, 9, & 10

	GWA-3A (bg)	GWA-2 (bg)	GWA-2R (bg)	GWA-50R (bg)	GWC-5	GWA-50 (bg)	GWC-6	GWC-6RZ	GWC-9
6/12/2017	1.4	1.6		0.83	0.91	1.1			
6/13/2017							1.2	1.3	2
6/14/2017									
6/15/2017									
6/16/2017									
7/12/2017									
7/14/2017									
7/17/2017									
7/20/2017									
7/26/2017									
7/27/2017									
7/28/2017									
8/9/2017									
8/10/2017									
8/24/2017									
9/22/2017									
9/25/2017									
9/26/2017									
9/27/2017									
9/29/2017									
10/2/2017		0.94	1	0.94		1.2			
10/3/2017					0.95		1.2	1.3	2
10/4/2017	1.5								
10/5/2017									
10/6/2017									
10/9/2017									
12/28/2017									
3/14/2018									
3/15/2018									
3/16/2018			1.6	1.1		1.4			
3/19/2018	1.5	1.9			0.82		1.2		
3/20/2018								1.7	2.4
3/21/2018									
3/22/2018									
3/23/2018									
9/12/2018									
9/13/2018									
9/14/2018		0.98	0.92						
9/17/2018	1.5				0.9	1.1	1.1	1.3	
9/18/2018				1					2.4
9/19/2018									
9/20/2018									
3/13/2019									
3/14/2019									
3/15/2019									
3/18/2019									
3/19/2019			2	0.88		1.2			
3/20/2019	1.5	0.86			0.93				
3/21/2019							1.4	1.5	2
3/22/2019									
3/23/2019									
3/25/2019									

Prediction Limit

Constituent: Chloride (mg/L) Analysis Run 4/22/2026 10:41 AM View: Appendix III Interwell

Plant Bowen Client: Southern Company Data: Bowen 1, 2, 9, & 10

	GWA-3A (bg)	GWA-2 (bg)	GWA-2R (bg)	GWA-50R (bg)	GWC-5	GWA-50 (bg)	GWC-6	GWC-6RZ	GWC-9
3/27/2019									
5/6/2019									
9/9/2019									
9/10/2019									
9/11/2019									
9/12/2019		0.8 (J)		0.74 (J)					
9/13/2019	1.5		0.94 (J)			1			
9/16/2019					0.73 (J)		1.1	1.2	1.9
9/17/2019									
9/18/2019									
9/19/2019									
3/6/2020									
3/9/2020									
3/10/2020									
3/11/2020	1.4	2	0.6 (J)	0.73 (J)		0.91 (J)			
3/12/2020							1.3	1.3	1.9
3/13/2020									
3/16/2020					0.67 (J)				
3/17/2020									
9/10/2020									
9/11/2020									
9/14/2020									
9/15/2020		1.2	0.75 (J)	0.7 (J)					
9/16/2020					0.7 (J)	0.97 (J)	1.2	1.2	
9/17/2020									1.9
9/21/2020									
9/22/2020									
3/10/2021									
3/11/2021									
3/12/2021									
3/15/2021									
3/16/2021			0.73 (J)						
3/17/2021		1.4		0.81 (J)	0.69 (J)	1 (J)	1.2	1.4	
3/18/2021									2.2
3/19/2021									
3/29/2021	1.5								
8/4/2021									
8/5/2021									
8/6/2021									
8/9/2021	1.4	1.5	1.1	0.78 (J)	0.74 (J)	1 (J)			
8/10/2021							1	1.1	1.8
8/11/2021									
8/12/2021									
1/31/2022									
2/1/2022		1.4	0.77 (J)			0.91 (J)			
2/2/2022	1.9			0.7 (J)	0.66 (J)		1.1	1.3	2.1
2/3/2022									
2/4/2022									
2/7/2022									
2/17/2022									
4/28/2022									
8/10/2022									

Prediction Limit

Constituent: Chloride (mg/L) Analysis Run 4/22/2026 10:41 AM View: Appendix III Interwell

Plant Bowen Client: Southern Company Data: Bowen 1, 2, 9, & 10

	GWA-3A (bg)	GWA-2 (bg)	GWA-2R (bg)	GWA-50R (bg)	GWC-5	GWA-50 (bg)	GWC-6	GWC-6RZ	GWC-9
8/11/2022									
8/12/2022									
8/15/2022									
8/16/2022	2.5	1.1	0.82 (J)		<1	0.69 (J)			
8/17/2022				<1			0.89 (J)	0.99 (J)	1.9
8/18/2022									
8/19/2022									
10/11/2022									
10/21/2022									
2/13/2023									
2/14/2023									
2/15/2023									
2/16/2023		1.6	1.9	0.71 (J)		0.91 (J)			
2/17/2023	6.3						1.4	1.5	
2/20/2023					0.88 (J)				
2/21/2023									2.1
2/22/2023									
3/16/2023									
7/25/2023									
7/26/2023									
7/27/2023		1.3	0.92 (J)						
7/28/2023				0.72 (J)	0.69 (J)	0.95 (J)		1.3	
7/31/2023							1.3		2
8/1/2023	5.7								
8/2/2023									
9/26/2023									
2/19/2024									
2/20/2024									
2/21/2024									
2/22/2024	7.1	1.3		0.64 (J)		0.88 (J)			
2/26/2024			2		0.63 (J)		1.1	1.4	
2/27/2024									1.9
2/28/2024									
8/1/2024									
8/2/2024									
8/5/2024									
8/6/2024			1.1						
8/7/2024		1.4							
8/8/2024	7.3			0.86 (J)	0.81 (J)	1.1	1.2	1.3	
8/12/2024									1.8
8/13/2024									
2/25/2025									
2/26/2025	9.3								
2/27/2025		1.1	3.2		<1	0.76 (J)	0.95 (J)	1.1	
2/28/2025				0.87 (J)					2.3
3/3/2025									
3/4/2025									
8/27/2025									
8/28/2025									
8/29/2025									
9/2/2025	11.9	1.4	1.1	0.87 (J)		1.1		1.4	
9/3/2025					0.83 (J)		1.2		1.9

ND substitution: RL or RL/2 if <15% NDs.

Prediction Limit

Constituent: Chloride (mg/L) Analysis Run 4/22/2026 10:41 AM View: Appendix III Interwell

Plant Bowen Client: Southern Company Data: Bowen 1, 2, 9, & 10

	GWA-3A (bg)	GWA-2 (bg)	GWA-2R (bg)	GWA-50R (bg)	GWC-5	GWA-50 (bg)	GWC-6	GWC-6RZ	GWC-9
9/4/2025									
2/16/2026									
2/17/2026	10.5			0.64 (J)		0.89 (J)			
2/18/2026		1.4	0.73 (J)						1.6
2/19/2026					<1				
2/20/2026							1.1	1.4	
2/24/2026									

Prediction Limit

Constituent: Chloride (mg/L) Analysis Run 4/22/2026 10:41 AM View: Appendix III Interwell

Plant Bowen Client: Southern Company Data: Bowen 1, 2, 9, & 10

	GWC-8RR	GWC-10	GWC-10R	GWC-11R	GWC-12	GWC-11	GWC-13	GWC-13RZ	GWC-15R
3/10/2016									
3/11/2016									
3/14/2016									
3/15/2016									
3/16/2016									
3/17/2016									
3/22/2016									
3/23/2016									
3/28/2016									
3/29/2016									
3/30/2016	0.9409								
3/31/2016		2.72	2.79						
4/4/2016				1.67	1.03	1.42	3.55	3.3	
4/5/2016									2.08
5/11/2016									
5/12/2016									
5/13/2016									
5/16/2016									
5/17/2016									
5/18/2016									
5/19/2016									
5/20/2016									
5/23/2016									
5/24/2016	0.92								
5/25/2016									
5/26/2016		2.63	2.87	1.64		1.37			
5/27/2016					0.9684				
5/31/2016							3.55		1.51
6/1/2016								3.18	
7/19/2016									
7/20/2016									
7/21/2016									
7/22/2016									
7/25/2016									
7/26/2016									
7/27/2016									
7/28/2016									
7/29/2016									
8/1/2016									
8/2/2016	1.2								
8/3/2016			3.2		1.3	1.4			
8/4/2016				1.7			4.4		1.7
8/5/2016		3							
8/9/2016									
9/15/2016									
9/16/2016									
9/19/2016									
9/20/2016									
9/21/2016									
9/22/2016									
9/23/2016									
9/26/2016									

Prediction Limit

Constituent: Chloride (mg/L) Analysis Run 4/22/2026 10:41 AM View: Appendix III Interwell

Plant Bowen Client: Southern Company Data: Bowen 1, 2, 9, & 10

	GWC-8RR	GWC-10	GWC-10R	GWC-11R	GWC-12	GWC-11	GWC-13	GWC-13RZ	GWC-15R
9/27/2016	1.1								
9/28/2016		2.5	3	1.4		1.2			
9/29/2016							4		1.5
9/30/2016					1.2				
11/2/2016									
11/3/2016									
11/4/2016									
11/7/2016									
11/9/2016									
11/10/2016									
11/11/2016									
11/14/2016									
11/18/2016									
11/21/2016									
11/22/2016	1.2	2.6	3.1	1.9	1.2	1.6			
11/23/2016									1.9
11/28/2016							4		
1/17/2017									
1/18/2017									
1/19/2017									
1/20/2017									
1/23/2017									
1/24/2017									
1/30/2017									
1/31/2017									
2/1/2017									
2/3/2017									
2/6/2017	1.1								
2/7/2017		2.3	3						
2/8/2017				1.7		1.4			
2/9/2017							7.5		
2/10/2017									1.5
2/13/2017					0.96				
2/21/2017									
2/22/2017								7.2	
3/24/2017									
3/27/2017									
3/28/2017									
3/29/2017									
3/30/2017									
4/3/2017									
4/6/2017	1.2								
4/7/2017									
4/10/2017		1.9	2.3	1.8		1.3			
4/11/2017					1.2			5.5	
4/12/2017							5.3		1.7
5/24/2017									
6/5/2017									
6/6/2017									
6/7/2017									
6/8/2017									
6/9/2017									

Prediction Limit

Constituent: Chloride (mg/L) Analysis Run 4/22/2026 10:41 AM View: Appendix III Interwell

Plant Bowen Client: Southern Company Data: Bowen 1, 2, 9, & 10

	GWC-8RR	GWC-10	GWC-10R	GWC-11R	GWC-12	GWC-11	GWC-13	GWC-13RZ	GWC-15R
6/12/2017									
6/13/2017									
6/14/2017	0.92	1.9	2		0.89				
6/15/2017				1.5		1.2			1.4
6/16/2017							5.4	8.7	
7/12/2017								7.5	
7/14/2017									
7/17/2017									
7/20/2017									
7/26/2017									
7/27/2017									
7/28/2017								6.6	
8/9/2017									
8/10/2017								8.5	
8/24/2017									
9/22/2017									
9/25/2017									
9/26/2017									
9/27/2017									
9/29/2017									
10/2/2017									
10/3/2017									
10/4/2017	1	2	2.1	1.6	1	1.3			
10/5/2017									
10/6/2017								8.9	1.6
10/9/2017							6.2		
12/28/2017									
3/14/2018									
3/15/2018									
3/16/2018									
3/19/2018									
3/20/2018		2.2							
3/21/2018	1.3		2.5			1.6	4.6		
3/22/2018				2	1.3				
3/23/2018								8.3	1.5
9/12/2018									
9/13/2018									
9/14/2018									
9/17/2018									
9/18/2018	1.2	2.4	2.5	1.9	1.3	1.5			
9/19/2018							5.1		1.7
9/20/2018								9.6	
3/13/2019									
3/14/2019									
3/15/2019									
3/18/2019									
3/19/2019									
3/20/2019									
3/21/2019									
3/22/2019		2.2	2.8					7.4	
3/23/2019				1.7	0.88	1.2	3.5		
3/25/2019									1.9

Prediction Limit

Constituent: Chloride (mg/L) Analysis Run 4/22/2026 10:41 AM View: Appendix III Interwell

Plant Bowen Client: Southern Company Data: Bowen 1, 2, 9, & 10

	GWC-8RR	GWC-10	GWC-10R	GWC-11R	GWC-12	GWC-11	GWC-13	GWC-13RZ	GWC-15R
3/27/2019	0.9								
5/6/2019									
9/9/2019									
9/10/2019									
9/11/2019									
9/12/2019									
9/13/2019									
9/16/2019	0.76 (J)								
9/17/2019		2.4	2.8	1.4	0.84 (J)	1.1			2
9/18/2019							4		
9/19/2019								7.6	
3/6/2020									
3/9/2020									
3/10/2020									
3/11/2020									
3/12/2020	0.93 (J)	2.3	3	1.5	0.84 (J)	1			
3/13/2020							3.3		1.6
3/16/2020									
3/17/2020								7.7	
9/10/2020									
9/11/2020									
9/14/2020									
9/15/2020									
9/16/2020									
9/17/2020	0.77 (J)	2.5	2.9						
9/21/2020				1.3	0.71 (J)	1			1.6
9/22/2020							3.5	7	
3/10/2021									
3/11/2021									
3/12/2021									
3/15/2021									
3/16/2021									
3/17/2021	0.78 (J)								
3/18/2021		2.1	2.5				3.4		1.7
3/19/2021				1.4	0.79 (J)	1.1		7.4	
3/29/2021									
8/4/2021									
8/5/2021									
8/6/2021									
8/9/2021									
8/10/2021	0.68 (J)	1.9							
8/11/2021			2.1	1.3	0.72 (J)	0.9 (J)	2.9		1.2
8/12/2021								5.8	
1/31/2022									
2/1/2022									
2/2/2022	0.77 (J)				0.79 (J)				
2/3/2022									
2/4/2022		1.9	2.2	1.4		1.1		6.1	1.2
2/7/2022									
2/17/2022							3.1		
4/28/2022									
8/10/2022									

Prediction Limit

Constituent: Chloride (mg/L) Analysis Run 4/22/2026 10:41 AM View: Appendix III Interwell

Plant Bowen Client: Southern Company Data: Bowen 1, 2, 9, & 10

	GWC-8RR	GWC-10	GWC-10R	GWC-11R	GWC-12	GWC-11	GWC-13	GWC-13RZ	GWC-15R
8/11/2022									
8/12/2022									
8/15/2022									
8/16/2022									
8/17/2022	<1	1.6							
8/18/2022			2.5	1.7	1	1.2	3.4		
8/19/2022								6.4	1.4
10/11/2022									
10/21/2022									
2/13/2023									
2/14/2023									
2/15/2023									
2/16/2023									
2/17/2023									
2/20/2023		1.9	2.4	1.6		1.2			
2/21/2023	0.97 (J)				0.99 (J)				
2/22/2023							3.2	5.8	1.5
3/16/2023									
7/25/2023									
7/26/2023									
7/27/2023									
7/28/2023									
7/31/2023	0.98 (J)	2.1	2.3						
8/1/2023				1.6	0.96 (J)	1.3	3.3		
8/2/2023								5.4	1.2
9/26/2023									
2/19/2024									
2/20/2024									
2/21/2024									
2/22/2024									
2/26/2024									
2/27/2024	0.71 (J)	1.7	2.1		0.74 (J)		3		
2/28/2024				1.3		1		5.3	0.8 (J)
8/1/2024									
8/2/2024									
8/5/2024									
8/6/2024									
8/7/2024									
8/8/2024									
8/12/2024	0.74 (J)	2	2.2	1.4	0.74 (J)		3.2		
8/13/2024						0.9 (J)		4.9	0.65 (J)
2/25/2025									
2/26/2025									
2/27/2025									
2/28/2025		2							
3/3/2025			2.5	1.6			3.3		0.84 (J)
3/4/2025	0.61 (J)				0.62 (J)	0.87 (J)		4.4	
8/27/2025									
8/28/2025									
8/29/2025									
9/2/2025									
9/3/2025	0.95 (J)	2.3	2.6	1.6	0.95 (J)	1.3	3.6		

ND substitution: RL or RL/2 if <15% NDs.

Prediction Limit

Constituent: Chloride (mg/L) Analysis Run 4/22/2026 10:41 AM View: Appendix III Interwell

Plant Bowen Client: Southern Company Data: Bowen 1, 2, 9, & 10

	GWC-8RR	GWC-10	GWC-10R	GWC-11R	GWC-12	GWC-11	GWC-13	GWC-13RZ	GWC-15R
9/4/2025								4.8	0.94 (J)
2/16/2026									
2/17/2026									
2/18/2026					0.72 (J)				
2/19/2026	0.74 (J)	1.9	2.5			1.1	3.9		
2/20/2026				1.6				4.7	
2/24/2026									0.89 (J)

Prediction Limit

Constituent: Chloride (mg/L) Analysis Run 4/22/2026 10:41 AM View: Appendix III Interwell

Plant Bowen Client: Southern Company Data: Bowen 1, 2, 9, & 10

	GWC-14Z	GWC-15Z	GWC-7Z	GWA-39RZ (bg)	GWA-4RZ (bg)
3/10/2016					
3/11/2016					
3/14/2016					
3/15/2016					
3/16/2016					
3/17/2016					
3/22/2016					
3/23/2016					
3/28/2016					
3/29/2016					
3/30/2016					
3/31/2016					
4/4/2016					
4/5/2016	1.93	0.9439			
5/11/2016					
5/12/2016					
5/13/2016					
5/16/2016					
5/17/2016					
5/18/2016					
5/19/2016					
5/20/2016					
5/23/2016					
5/24/2016					
5/25/2016					
5/26/2016					
5/27/2016					
5/31/2016		1	1.33		
6/1/2016	1.93				
7/19/2016					
7/20/2016					
7/21/2016					
7/22/2016					
7/25/2016					
7/26/2016					
7/27/2016					
7/28/2016					
7/29/2016					
8/1/2016					
8/2/2016			1.5		
8/3/2016					
8/4/2016					
8/5/2016					
8/9/2016	2.4				
9/15/2016					
9/16/2016					
9/19/2016					
9/20/2016					
9/21/2016					
9/22/2016					
9/23/2016					
9/26/2016					

Prediction Limit

Constituent: Chloride (mg/L) Analysis Run 4/22/2026 10:41 AM View: Appendix III Interwell

Plant Bowen Client: Southern Company Data: Bowen 1, 2, 9, & 10

	GWC-14Z	GWC-15Z	GWC-7Z	GWA-39RZ (bg)	GWA-4RZ (bg)
9/27/2016			1.4		
9/28/2016					
9/29/2016					
9/30/2016					
11/2/2016					
11/3/2016					
11/4/2016					
11/7/2016					
11/9/2016					
11/10/2016					
11/11/2016					
11/14/2016					
11/18/2016					
11/21/2016			1.5		
11/22/2016					
11/23/2016		1.7			
11/28/2016	3				
1/17/2017					
1/18/2017					
1/19/2017					
1/20/2017					
1/23/2017					
1/24/2017					
1/30/2017					
1/31/2017					
2/1/2017			1.5		
2/3/2017					
2/6/2017					
2/7/2017					
2/8/2017					
2/9/2017	3				
2/10/2017		1.6			
2/13/2017					
2/21/2017				4	
2/22/2017					3.7
3/24/2017					
3/27/2017				2.6	
3/28/2017					
3/29/2017					
3/30/2017					
4/3/2017					
4/6/2017			1.2		
4/7/2017					2.5
4/10/2017					
4/11/2017	4.5	1.5			
4/12/2017					
5/24/2017					
6/5/2017					
6/6/2017					
6/7/2017					
6/8/2017				2.1	
6/9/2017					

Prediction Limit

Constituent: Chloride (mg/L) Analysis Run 4/22/2026 10:41 AM View: Appendix III Interwell

Plant Bowen Client: Southern Company Data: Bowen 1, 2, 9, & 10

	GWC-14Z	GWC-15Z	GWC-7Z	GWA-39RZ (bg)	GWA-4RZ (bg)
6/12/2017					
6/13/2017			0.98		
6/14/2017	3				2.6
6/15/2017		1			
6/16/2017					
7/12/2017	3.9	1.8			2.8
7/14/2017			1.1		
7/17/2017				1.9	
7/20/2017					2.3
7/26/2017		1.2			
7/27/2017				3	
7/28/2017					2
8/9/2017				2.5	1.8
8/10/2017					
8/24/2017					2.9
9/22/2017					
9/25/2017					
9/26/2017					
9/27/2017					
9/29/2017				2.7	
10/2/2017					
10/3/2017			1		2.8
10/4/2017					
10/5/2017	2.7				
10/6/2017		1.7			
10/9/2017					
12/28/2017					
3/14/2018					
3/15/2018					
3/16/2018				2.6	
3/19/2018					
3/20/2018			1.5		
3/21/2018					2.9
3/22/2018	3.4				
3/23/2018		0.8			
9/12/2018					
9/13/2018					
9/14/2018				1.9	
9/17/2018					
9/18/2018			1.3		3.1
9/19/2018	2.8	1.1			
9/20/2018					
3/13/2019					
3/14/2019				2.8	
3/15/2019					
3/18/2019					
3/19/2019					
3/20/2019					
3/21/2019			1		3.6
3/22/2019	3.7	1.2			
3/23/2019					
3/25/2019					

Prediction Limit

Constituent: Chloride (mg/L) Analysis Run 4/22/2026 10:41 AM View: Appendix III Interwell

Plant Bowen Client: Southern Company Data: Bowen 1, 2, 9, & 10

	GWC-14Z	GWC-15Z	GWC-7Z	GWA-39RZ (bg)	GWA-4RZ (bg)
3/27/2019					
5/6/2019					
9/9/2019					
9/10/2019					
9/11/2019				2.3	
9/12/2019					
9/13/2019			1 (J)		2.1
9/16/2019					
9/17/2019	3.8	0.78 (J)			
9/18/2019					
9/19/2019					
3/6/2020					
3/9/2020				1.5	
3/10/2020					
3/11/2020					
3/12/2020			0.72 (J)		2.3
3/13/2020	4.2	0.7 (J)			
3/16/2020					
3/17/2020					
9/10/2020					
9/11/2020					
9/14/2020					
9/15/2020					
9/16/2020			0.79 (J)	1.7	
9/17/2020					2.4
9/21/2020	3.5	0.64 (J)			
9/22/2020					
3/10/2021					
3/11/2021					
3/12/2021					
3/15/2021					
3/16/2021				1.3	2.7
3/17/2021			0.79 (J)		
3/18/2021	4	0.67 (J)			
3/19/2021					
3/29/2021					
8/4/2021					
8/5/2021					
8/6/2021				1.3	
8/9/2021					
8/10/2021			0.68 (J)		2.8
8/11/2021	3.4	<1			
8/12/2021					
1/31/2022					
2/1/2022					
2/2/2022			0.76 (J)	1.5	
2/3/2022					2.6
2/4/2022	3.6				
2/7/2022		0.6 (J)			
2/17/2022					
4/28/2022					
8/10/2022					

ND substitution: RL or RL/2 if <15% NDs.

Prediction Limit

Constituent: Chloride (mg/L) Analysis Run 4/22/2026 10:41 AM View: Appendix III Interwell

Plant Bowen Client: Southern Company Data: Bowen 1, 2, 9, & 10

	GWC-14Z	GWC-15Z	GWC-7Z	GWA-39RZ (bg)	GWA-4RZ (bg)
8/11/2022					
8/12/2022					
8/15/2022					
8/16/2022				1.6	
8/17/2022			<1		2.6
8/18/2022	4.3				
8/19/2022		0.88 (J)			
10/11/2022					
10/21/2022					
2/13/2023					
2/14/2023				1.6	
2/15/2023					
2/16/2023					
2/17/2023					3
2/20/2023			0.94 (J)		
2/21/2023					
2/22/2023	4	0.83 (J)			
3/16/2023					
7/25/2023				1.7	
7/26/2023					
7/27/2023					
7/28/2023					3
7/31/2023			0.94 (J)		
8/1/2023	3.7	0.82 (J)			
8/2/2023					
9/26/2023					
2/19/2024				1.4	
2/20/2024					
2/21/2024					
2/22/2024					
2/26/2024			0.74 (J)		
2/27/2024					3.2
2/28/2024	3.7	<1			
8/1/2024				1.5	
8/2/2024					
8/5/2024					
8/6/2024					
8/7/2024					
8/8/2024			0.91 (J)		2.2
8/12/2024					
8/13/2024	3.6	<1			
2/25/2025					
2/26/2025				1.2	
2/27/2025			0.62 (J)		
2/28/2025					2.5
3/3/2025	3.8	0.8 (J)			
3/4/2025					
8/27/2025					
8/28/2025				1.6	
8/29/2025					
9/2/2025					
9/3/2025			0.92 (J)		2.6

Prediction Limit

Constituent: Chloride (mg/L) Analysis Run 4/22/2026 10:41 AM View: Appendix III Interwell

Plant Bowen Client: Southern Company Data: Bowen 1, 2, 9, & 10

	GWC-14Z	GWC-15Z	GWC-7Z	GWA-39RZ (bg)	GWA-4RZ (bg)
9/4/2025	3.7	0.81 (J)			
2/16/2026					
2/17/2026					
2/18/2026				1.4	2.7
2/19/2026			0.7 (J)		
2/20/2026					
2/24/2026	3.8	0.84 (J)			

Prediction Limit

Constituent: pH, Field (SU) Analysis Run 4/22/2026 10:41 AM View: Appendix III Interwell

Plant Bowen Client: Southern Company Data: Bowen 1, 2, 9, & 10

	GWC-47	GWC-46R	GWC-47R	GWC-48	GWA-43R (bg)	GWA-43 (bg)	GWA-42 (bg)	GWA-39Z (bg)	GWA-40 (bg)
3/10/2016	7.56	7.39	8.08	5.66					
3/11/2016					7.89	6.43	7.37		
3/14/2016								6.91	
3/15/2016									7.58
3/16/2016									
3/17/2016									
3/22/2016									
3/23/2016									
3/28/2016									
3/29/2016									
3/30/2016									
3/31/2016									
4/4/2016									
4/5/2016									
5/11/2016								6.51	7.24
5/12/2016									
5/13/2016					7.86	6.8			
5/16/2016							7.55		
5/17/2016		7.32		5.11					
5/18/2016	7.58		7.91						
5/19/2016									
5/20/2016									
5/23/2016									
5/24/2016									
5/25/2016									
5/26/2016									
5/27/2016									
5/31/2016									
6/1/2016									
7/19/2016					7.83	6.42		6.12	
7/20/2016									
7/21/2016									7.53
7/22/2016							7.51		
7/25/2016									
7/26/2016		7.32							
7/27/2016	7.58		7.83	5.17					
7/28/2016									
7/29/2016									
8/1/2016									
8/2/2016									
8/3/2016									
8/4/2016									
8/5/2016									
8/9/2016									
9/15/2016								5.96	7
9/16/2016					7.75	6.19			
9/19/2016							7.52		7.19
9/20/2016	7.68	7.3	7.69	5.12					
9/21/2016									
9/22/2016									
9/23/2016									
9/26/2016									

Prediction Limit

Constituent: pH, Field (SU) Analysis Run 4/22/2026 10:41 AM View: Appendix III Interwell

Plant Bowen Client: Southern Company Data: Bowen 1, 2, 9, & 10

	GWC-47	GWC-46R	GWC-47R	GWC-48	GWA-43R (bg)	GWA-43 (bg)	GWA-42 (bg)	GWA-39Z (bg)	GWA-40 (bg)
9/27/2016									
9/28/2016									
9/29/2016									
9/30/2016									
11/2/2016					7.77	6.36		5.78	
11/3/2016							7.56		7.13
11/4/2016		7.38	7.75	5.03					
11/7/2016	7.7								
11/9/2016									
11/10/2016									
11/11/2016									
11/14/2016									
11/18/2016									
11/21/2016									
11/22/2016									
11/23/2016									
11/28/2016									
1/17/2017							7.59		7.51
1/18/2017					7.65	6.16		6.13	
1/19/2017									
1/20/2017		7.29	7.6						
1/23/2017	7.61			5.1					
1/24/2017									
1/30/2017									
1/31/2017									
2/1/2017									
2/3/2017									
2/6/2017									
2/7/2017									
2/8/2017									
2/9/2017									
2/10/2017									
2/13/2017									
2/21/2017									
2/22/2017									
3/24/2017									7.55
3/27/2017							7.63		
3/28/2017		7.21		5.03	7.79	5.8		6.59	
3/29/2017	7.57		7.63						
3/30/2017									
4/3/2017									
4/6/2017									
4/7/2017									
4/10/2017									
4/11/2017									
4/12/2017									
5/24/2017									7.6
6/5/2017									
6/6/2017					7.89	5.97			
6/7/2017		7.47					7.55	6.72	
6/8/2017	7.48		7.64	4.77					
6/9/2017									

Prediction Limit

Constituent: pH, Field (SU) Analysis Run 4/22/2026 10:41 AM View: Appendix III Interwell

Plant Bowen Client: Southern Company Data: Bowen 1, 2, 9, & 10

	GWC-47	GWC-46R	GWC-47R	GWC-48	GWA-43R (bg)	GWA-43 (bg)	GWA-42 (bg)	GWA-39Z (bg)	GWA-40 (bg)
6/12/2017									
6/13/2017									
6/14/2017									
6/15/2017									
6/16/2017									
7/12/2017									
7/14/2017									
7/17/2017									
7/20/2017									
7/26/2017									
7/27/2017									
7/28/2017									
8/9/2017									
8/10/2017									
8/24/2017									
9/22/2017					7.8	5.77			
9/25/2017									
9/26/2017							7.59	7.05	7.66
9/27/2017	7.55		7.62						
9/29/2017		7.42		5.06					
10/2/2017									
10/3/2017									
10/4/2017									
10/5/2017									
10/6/2017									
10/9/2017									
12/28/2017	7.59			5.07	7.78			6.79	7.34
12/29/2017									
1/9/2018									
1/10/2018									
3/14/2018						5.85	7.6	7.42	7.56
3/15/2018	7.42	7.22		5.14	7.66				
3/16/2018			7.72						
3/19/2018									
3/20/2018									
3/21/2018									
3/22/2018									
3/23/2018									
9/12/2018					7.75	5.65		6.86	7.12
9/13/2018	7.49	7.52	7.68	5.02					
9/14/2018							7.37		
9/17/2018									
9/18/2018									
9/19/2018									
9/20/2018									
3/13/2019					7.84	5.63			7.12
3/14/2019							7.57		
3/15/2019	7.45			5.28				6.78	
3/18/2019		7.39							
3/19/2019			7.93						
3/20/2019									
3/21/2019									

Prediction Limit

Constituent: pH, Field (SU) Analysis Run 4/22/2026 10:41 AM View: Appendix III Interwell

Plant Bowen Client: Southern Company Data: Bowen 1, 2, 9, & 10

	GWC-47	GWC-46R	GWC-47R	GWC-48	GWA-43R (bg)	GWA-43 (bg)	GWA-42 (bg)	GWA-39Z (bg)	GWA-40 (bg)
3/22/2019									
3/23/2019									
3/25/2019									
3/27/2019									
5/6/2019									
9/9/2019								6.49	7.07
9/10/2019							7.53		
9/11/2019		7.36	7.55	4.93	7.75	5.53			
9/12/2019	7.48								
9/13/2019									
9/16/2019									
9/17/2019									
9/18/2019									
9/19/2019									
3/6/2020							7.42		
3/9/2020	7.19		7.51	5.18	7.73	5.5		5.9	7.5
3/10/2020		7.44							
3/11/2020									
3/12/2020									
3/13/2020									
3/16/2020									
3/17/2020									
9/10/2020							7.48	5.53	
9/11/2020						6.25			6.98
9/14/2020	7.54	7.43		5	7.76				
9/15/2020			7.64						
9/16/2020									
9/17/2020									
9/21/2020									
9/22/2020									
12/15/2020									
3/10/2021									7.3
3/11/2021	7.34	7.53	7.48	4.95	7.81	5.55	7.53		
3/12/2021								6.39	
3/15/2021									
3/16/2021									
3/17/2021									
3/18/2021									
3/19/2021									
3/29/2021									
5/26/2021		7.39		4.72					
8/4/2021				4.91			7.35	6.21	6.79
8/5/2021	7.41	7.44	7.45		7.75				
8/6/2021						5.52			
8/9/2021									
8/10/2021									
8/11/2021									
8/12/2021									
10/28/2021	7.34		7.36						
1/31/2022		7.48		4.86	8.04	5.71	7.17	6.41	6.85
2/1/2022	7.55		7.54						
2/2/2022									

Prediction Limit

Constituent: pH, Field (SU) Analysis Run 4/22/2026 10:41 AM View: Appendix III Interwell

Plant Bowen Client: Southern Company Data: Bowen 1, 2, 9, & 10

	GWC-47	GWC-46R	GWC-47R	GWC-48	GWA-43R (bg)	GWA-43 (bg)	GWA-42 (bg)	GWA-39Z (bg)	GWA-40 (bg)
2/3/2022									
2/4/2022									
2/7/2022									
2/17/2022									
4/28/2022				5					
8/10/2022					7.72		7.26	6.07	
8/11/2022						5.64			
8/12/2022									6.83
8/15/2022	7.43	7.58	7.35	4.89					
8/16/2022									
8/17/2022									
8/18/2022									
8/19/2022									
10/11/2022									
10/21/2022				4.79					
2/13/2023					7.82		6.83	6.35	6.94
2/14/2023		7.49				5.24			
2/15/2023	7.2		7.38	4.75					
2/16/2023									
2/17/2023									
2/20/2023									
2/21/2023									
2/22/2023									
3/16/2023				4.55					
4/11/2023									
7/25/2023					7.31	4.64			
7/26/2023		7.18		4.31			6.92	5.77	6.46
7/27/2023	6.73		7.03						
7/28/2023									
7/31/2023									
8/1/2023									
8/2/2023									
9/26/2023				4.91					
2/19/2024								6.34	6.75
2/20/2024					7.82	5.31	7.39		
2/21/2024	6.91	7.11	7.32	4.71					
2/22/2024									
2/26/2024									
2/27/2024									
2/28/2024									
8/1/2024							7.49	5.88	7.06
8/2/2024					7.74	5.28			
8/5/2024	7.32	7.54	7.62	4.98					
8/6/2024									
8/7/2024									
8/8/2024									
8/12/2024									
8/13/2024									
2/25/2025					7.77	5.28	7.41	6.66	7.51
2/26/2025	7.53	7.57	7.75	4.95					
2/27/2025									
2/28/2025									

Prediction Limit

Constituent: pH, Field (SU) Analysis Run 4/22/2026 10:41 AM View: Appendix III Interwell

Plant Bowen Client: Southern Company Data: Bowen 1, 2, 9, & 10

	GWC-47	GWC-46R	GWC-47R	GWC-48	GWA-43R (bg)	GWA-43 (bg)	GWA-42 (bg)	GWA-39Z (bg)	GWA-40 (bg)
3/3/2025									
3/4/2025									
5/1/2025				4.92					
8/27/2025									6.86
8/28/2025	7.51				7.61	4.84	7.35	6.39	
8/29/2025		7.39		4.79					
9/2/2025			7.39						
9/3/2025									
9/4/2025									
10/8/2025				4.95 (R)					
2/16/2026		7.26			7.61	5.28	7.18		7.01
2/17/2026	7.51		7.41	4.6					
2/18/2026								6.32	
2/19/2026									
2/20/2026									
2/24/2026									

Prediction Limit

Constituent: pH, Field (SU) Analysis Run 4/22/2026 10:41 AM View: Appendix III Interwell

Plant Bowen Client: Southern Company Data: Bowen 1, 2, 9, & 10

	GWA-41 (bg)	GWA-41R (bg)	GWC-45R	GWC-45	GWC-44	GWC-49R	GWC-49Z	GWC-8Z	GWA-1 (bg)
3/10/2016									
3/11/2016									
3/14/2016									
3/15/2016	6.74	7.15							
3/16/2016			7.22	5.1	4.49				
3/17/2016						7.82	6.4		
3/22/2016								7.53	7.65
3/23/2016									
3/28/2016									
3/29/2016									
3/30/2016									
3/31/2016									
4/4/2016									
4/5/2016									
5/11/2016									
5/12/2016	6.41								
5/13/2016		7.29							
5/16/2016			7.34	5.15	4.55				
5/17/2016									
5/18/2016						7.85	6.17		
5/19/2016									7.6
5/20/2016									
5/23/2016									
5/24/2016									
5/25/2016								8.04	
5/26/2016									
5/27/2016									
5/31/2016									
6/1/2016									
7/19/2016									
7/20/2016	6.59								
7/21/2016		7.43							
7/22/2016									
7/25/2016			7.38	5.13	4.63				
7/26/2016									
7/27/2016						7.87			
7/28/2016							5.85		
7/29/2016									7.58
8/1/2016									
8/2/2016								7.74	
8/3/2016									
8/4/2016									
8/5/2016									
8/9/2016									
9/15/2016	5.76								
9/16/2016									
9/19/2016			7.37	5	4.65				
9/20/2016									
9/21/2016		7.05				7.8	5.61		
9/22/2016									
9/23/2016									7.57
9/26/2016								7.4	

Prediction Limit

Constituent: pH, Field (SU) Analysis Run 4/22/2026 10:41 AM View: Appendix III Interwell

Plant Bowen Client: Southern Company Data: Bowen 1, 2, 9, & 10

	GWA-41 (bg)	GWA-41R (bg)	GWC-45R	GWC-45	GWC-44	GWC-49R	GWC-49Z	GWC-8Z	GWA-1 (bg)
9/27/2016									
9/28/2016									
9/29/2016									
9/30/2016									
11/2/2016									
11/3/2016	6.45	7.4	7.52		4.69				
11/4/2016				5.05		7.89			
11/7/2016							5.71		
11/9/2016									7.45
11/10/2016									
11/11/2016									
11/14/2016									
11/18/2016									
11/21/2016								7.4	
11/22/2016									
11/23/2016									
11/28/2016									
1/17/2017		7.06							
1/18/2017	6.34								
1/19/2017					4.58				
1/20/2017			7.3						
1/23/2017				4.9					
1/24/2017						7.97	5.58		
1/30/2017									7.64
1/31/2017									
2/1/2017									
2/3/2017								7.05	
2/6/2017									
2/7/2017									
2/8/2017									
2/9/2017									
2/10/2017									
2/13/2017									
2/21/2017									
2/22/2017									
3/24/2017	6.42								
3/27/2017		7.13							
3/28/2017					4.45				
3/29/2017			7.29	5.08		7.71			
3/30/2017							5.44		7.51
4/3/2017									
4/6/2017									
4/7/2017								7.14	
4/10/2017									
4/11/2017									
4/12/2017									
5/24/2017									
6/5/2017					4.33				
6/6/2017	6.82	7.18							
6/7/2017			7.43	5.06					
6/8/2017						7.86			
6/9/2017							5.11		7.6

Prediction Limit

Constituent: pH, Field (SU) Analysis Run 4/22/2026 10:41 AM View: Appendix III Interwell

Plant Bowen Client: Southern Company Data: Bowen 1, 2, 9, & 10

	GWA-41 (bg)	GWA-41R (bg)	GWC-45R	GWC-45	GWC-44	GWC-49R	GWC-49Z	GWC-8Z	GWA-1 (bg)
6/12/2017									
6/13/2017								7.52	
6/14/2017									
6/15/2017									
6/16/2017									
7/12/2017									
7/14/2017									
7/17/2017									
7/20/2017					4.38				
7/26/2017									
7/27/2017									
7/28/2017									
8/9/2017									
8/10/2017									
8/24/2017									
9/22/2017									
9/25/2017	6.63	6.88							
9/26/2017					4.51				
9/27/2017			7.2	4.92					
9/29/2017						7.72	5.51		
10/2/2017									7.55
10/3/2017								7.38	
10/4/2017									
10/5/2017									
10/6/2017									
10/9/2017									
12/28/2017						7.71			
12/29/2017				5.08					
1/9/2018									
1/10/2018							5.51		
3/14/2018	7.08	7.04							
3/15/2018			6.87	4.6	4.34	7.51	5.12		
3/16/2018									7.58
3/19/2018									
3/20/2018								7.27	
3/21/2018									
3/22/2018									
3/23/2018									
9/12/2018	6.54	7.02			4.49				
9/13/2018			7.31	5.26		8.02			
9/14/2018							5.38		
9/17/2018									7.53
9/18/2018								6.95	
9/19/2018									
9/20/2018									
3/13/2019									
3/14/2019	6.58	6.93	7.14	5.01	4.41				
3/15/2019									
3/18/2019						7.89			
3/19/2019							5.6		
3/20/2019									7.64
3/21/2019									

Prediction Limit

Constituent: pH, Field (SU) Analysis Run 4/22/2026 10:41 AM View: Appendix III Interwell

Plant Bowen Client: Southern Company Data: Bowen 1, 2, 9, & 10

	GWA-41 (bg)	GWA-41R (bg)	GWC-45R	GWC-45	GWC-44	GWC-49R	GWC-49Z	GWC-8Z	GWA-1 (bg)
3/22/2019									
3/23/2019									
3/25/2019									
3/27/2019									
5/6/2019								7.98	
9/9/2019									
9/10/2019	5.66	6.72							
9/11/2019			7.2	4.93	4.36	8.22	5.35		
9/12/2019									7.36
9/13/2019									
9/16/2019								7.15	
9/17/2019									
9/18/2019									
9/19/2019									
3/6/2020	6.82								
3/9/2020		6.7					5.6		
3/10/2020			7.05	4.98	4.44				
3/11/2020						8.19			7.51
3/12/2020									
3/13/2020									
3/16/2020								7.01	
3/17/2020									
9/10/2020	6.4	6.67							
9/11/2020			7.26	4.91		8			
9/14/2020							5.32		
9/15/2020					4.46				7.43
9/16/2020									
9/17/2020								7.05	
9/21/2020									
9/22/2020									
12/15/2020				4.92					
3/10/2021		7.3							
3/11/2021	6.8		7.21	4.68	4.21				
3/12/2021									
3/15/2021						8.05	5.31		
3/16/2021									7.57
3/17/2021									
3/18/2021								6.45	
3/19/2021									
3/29/2021									
5/26/2021									
8/4/2021	6.34	7.15			4.38				
8/5/2021							5.34		
8/6/2021			7.05	4.65					
8/9/2021									7.44
8/10/2021								6.99	
8/11/2021						7.98			
8/12/2021									
10/28/2021									
1/31/2022	6.02	6.63			4.78				
2/1/2022			7.15	4.88		7.63	5		7.52
2/2/2022								8.92 (o)	

Prediction Limit

Constituent: pH, Field (SU) Analysis Run 4/22/2026 10:41 AM View: Appendix III Interwell

Plant Bowen Client: Southern Company Data: Bowen 1, 2, 9, & 10

	GWA-41 (bg)	GWA-41R (bg)	GWC-45R	GWC-45	GWC-44	GWC-49R	GWC-49Z	GWC-8Z	GWA-1 (bg)
2/3/2022									
2/4/2022									
2/7/2022									
2/17/2022									
4/28/2022								6.91	
8/10/2022									
8/11/2022	6.29	7.12							
8/12/2022			7.08	4.7					
8/15/2022					4.3	7.81	5.06		
8/16/2022									7.36
8/17/2022								6.36	
8/18/2022									
8/19/2022									
10/11/2022					4.13				
10/21/2022									
2/13/2023	6.25	6.45							
2/14/2023					3.95	7.75	5.15		
2/15/2023			6.71	4.26					
2/16/2023									7.39
2/17/2023									
2/20/2023								6.87	
2/21/2023									
2/22/2023									
3/16/2023									
4/11/2023									
7/25/2023	5.58	6.19							
7/26/2023			6.92	4.19	4.08				
7/27/2023						7.45	4.47		7.08
7/28/2023									
7/31/2023								6.52	
8/1/2023									
8/2/2023									
9/26/2023									
2/19/2024	6.17	6.79							
2/20/2024			6.46	3.95	3.87				
2/21/2024						7.82	5.11		
2/22/2024									6.97
2/26/2024								6.35	
2/27/2024									
2/28/2024									
8/1/2024	6.03	7.17							
8/2/2024									
8/5/2024			7.27	4.85					
8/6/2024					4.57	7.86	5.22		
8/7/2024									7.51
8/8/2024									
8/12/2024								6.99	
8/13/2024									
2/25/2025	6.8	6.63							
2/26/2025			7.36	4.85	4.36	7.65	5.18		
2/27/2025									7.5
2/28/2025								6.92	

Prediction Limit

Constituent: pH, Field (SU) Analysis Run 4/22/2026 10:41 AM View: Appendix III Interwell

Plant Bowen Client: Southern Company Data: Bowen 1, 2, 9, & 10

	GWA-41 (bg)	GWA-41R (bg)	GWC-45R	GWC-45	GWC-44	GWC-49R	GWC-49Z	GWC-8Z	GWA-1 (bg)
3/3/2025									
3/4/2025									
5/1/2025									
8/27/2025		6.72							
8/28/2025	5.98				4.07				
8/29/2025						7.75	5.05		
9/2/2025			7.15	4.66					7.35
9/3/2025								6.9	
9/4/2025									
10/8/2025						7.68 (R)			
2/16/2026	5.96	7.34			4.17				
2/17/2026			7.16	4.71		7.58	4.8		
2/18/2026									7.36
2/19/2026								7.01	
2/20/2026									
2/24/2026									

Prediction Limit

Constituent: pH, Field (SU) Analysis Run 4/22/2026 10:41 AM View: Appendix III Interwell

Plant Bowen Client: Southern Company Data: Bowen 1, 2, 9, & 10

	GWA-3A (bg)	GWA-2 (bg)	GWA-2R (bg)	GWC-5	GWA-50R (bg)	GWA-50 (bg)	GWC-6	GWC-6RZ	GWC-8RR
3/10/2016									
3/11/2016									
3/14/2016									
3/15/2016									
3/16/2016									
3/17/2016									
3/22/2016									
3/23/2016	5.96	6.7	7.45						
3/28/2016				7.04	6.45	6.22			
3/29/2016							7.54	7.24	
3/30/2016									8.2
3/31/2016									
4/4/2016									
4/5/2016									
5/11/2016									
5/12/2016									
5/13/2016									
5/16/2016									
5/17/2016									
5/18/2016									
5/19/2016			7.5						
5/20/2016		6.36							
5/23/2016	5.73					5.86			
5/24/2016							7.39	7.1	8.07
5/25/2016				6.39	6.96				
5/26/2016									
5/27/2016									
5/31/2016									
6/1/2016									
7/19/2016									
7/20/2016									
7/21/2016									
7/22/2016									
7/25/2016									
7/26/2016									
7/27/2016									
7/28/2016									
7/29/2016	5.51	6.75	7.59						
8/1/2016				6.13	5.64	6.39	7.26	7.07	
8/2/2016									8.07
8/3/2016									
8/4/2016									
8/5/2016									
8/9/2016									
9/15/2016									
9/16/2016									
9/19/2016									
9/20/2016									
9/21/2016									
9/22/2016	5.45		7.44						
9/23/2016		6.62							
9/26/2016					6.26	5.74	7.19	7.15	

Prediction Limit

Constituent: pH, Field (SU) Analysis Run 4/22/2026 10:41 AM View: Appendix III Interwell

Plant Bowen Client: Southern Company Data: Bowen 1, 2, 9, & 10

	GWA-3A (bg)	GWA-2 (bg)	GWA-2R (bg)	GWC-5	GWA-50R (bg)	GWA-50 (bg)	GWC-6	GWC-6RZ	GWC-8RR
9/27/2016				5.98					8.06
9/28/2016									
9/29/2016									
9/30/2016									
11/2/2016									
11/3/2016									
11/4/2016									
11/7/2016									
11/9/2016		6.42							
11/10/2016	5.51		7.55			5.78			
11/11/2016				6.11	5.62				
11/14/2016								7.15	
11/18/2016							7.04		
11/21/2016									
11/22/2016									8.07
11/23/2016									
11/28/2016									
1/17/2017									
1/18/2017									
1/19/2017									
1/20/2017									
1/23/2017									
1/24/2017									
1/30/2017					5.49	5.88			
1/31/2017	5.42	5.66	7.56	6.08					
2/1/2017							7.34	7.09	
2/3/2017									
2/6/2017									7.88
2/7/2017									
2/8/2017									
2/9/2017									
2/10/2017									
2/13/2017									
2/21/2017									
2/22/2017									
3/24/2017									
3/27/2017									
3/28/2017									
3/29/2017									
3/30/2017	5.43	6.33							
4/3/2017			7.46	6.13	6.32				
4/6/2017							7.49	7.23	7.86
4/7/2017						5.94			
4/10/2017									
4/11/2017									
4/12/2017									
5/24/2017									
6/5/2017									
6/6/2017									
6/7/2017									
6/8/2017									
6/9/2017			7.24						

Prediction Limit

Constituent: pH, Field (SU) Analysis Run 4/22/2026 10:41 AM View: Appendix III Interwell

Plant Bowen Client: Southern Company Data: Bowen 1, 2, 9, & 10

	GWA-3A (bg)	GWA-2 (bg)	GWA-2R (bg)	GWC-5	GWA-50R (bg)	GWA-50 (bg)	GWC-6	GWC-6RZ	GWC-8RR
6/12/2017	5.47	6.6		6.83	6.48	5.81			
6/13/2017							7.38	6.99	
6/14/2017									7.66
6/15/2017									
6/16/2017									
7/12/2017									
7/14/2017									
7/17/2017									
7/20/2017									
7/26/2017									
7/27/2017									
7/28/2017									
8/9/2017									
8/10/2017									
8/24/2017									
9/22/2017									
9/25/2017									
9/26/2017									
9/27/2017									
9/29/2017									
10/2/2017		5.61	7.35		6.41	5.93			
10/3/2017				6.2			7.39	7.09	
10/4/2017	5.23								7.84
10/5/2017									
10/6/2017									
10/9/2017									
12/28/2017									
12/29/2017									
1/9/2018									7.86
1/10/2018									
3/14/2018									
3/15/2018									
3/16/2018			7.31		5.46	5.64			
3/19/2018	5.4	6.55		6.06			7.32		
3/20/2018								6.9	
3/21/2018									7.9
3/22/2018									
3/23/2018									
9/12/2018									
9/13/2018									
9/14/2018		5.81	7.55						
9/17/2018	5.22			6.14		5.82	7.57	6.96	
9/18/2018					5.35				7.92
9/19/2018									
9/20/2018									
3/13/2019									
3/14/2019									
3/15/2019									
3/18/2019									
3/19/2019			7.2		6.01	5.93			
3/20/2019	5.22	5.71		6.29					
3/21/2019							7.21	6.82	

Prediction Limit

Constituent: pH, Field (SU) Analysis Run 4/22/2026 10:41 AM View: Appendix III Interwell

Plant Bowen Client: Southern Company Data: Bowen 1, 2, 9, & 10

	GWA-3A (bg)	GWA-2 (bg)	GWA-2R (bg)	GWC-5	GWA-50R (bg)	GWA-50 (bg)	GWC-6	GWC-6RZ	GWC-8RR
3/22/2019									
3/23/2019									
3/25/2019									
3/27/2019									8.07
5/6/2019									
9/9/2019									
9/10/2019									
9/11/2019									
9/12/2019		5.45			5.89				
9/13/2019	5.07		7.29			5.61			
9/16/2019				6.09			7.35	6.83	7.9
9/17/2019									
9/18/2019									
9/19/2019									
3/6/2020									
3/9/2020									
3/10/2020									
3/11/2020	5.31	6.56	7.09		5.4	5.57			
3/12/2020							7.4	6.88	8.02
3/13/2020									
3/16/2020				6.88					
3/17/2020									
9/10/2020									
9/11/2020									
9/14/2020									
9/15/2020		6.38	7.45		5.26				
9/16/2020				6		5.62	7.33	6.99	
9/17/2020									7.96
9/21/2020									
9/22/2020									
12/15/2020									
3/10/2021									
3/11/2021									
3/12/2021									
3/15/2021									
3/16/2021			7.51						
3/17/2021		6.58		5.85	6.31	5.64	7.57	7.03	8.08
3/18/2021									
3/19/2021									
3/29/2021	8.04								
5/26/2021									
8/4/2021									
8/5/2021									
8/6/2021									
8/9/2021	7.85	6.47	6.63	5.71	5.16	5.34			
8/10/2021							7.16	6.65	7.89
8/11/2021									
8/12/2021									
10/28/2021									
1/31/2022									
2/1/2022		6.3	6.62			5.61			
2/2/2022	7.94			5.9	5.17		7.4	6.8	8.13

Prediction Limit

Constituent: pH, Field (SU) Analysis Run 4/22/2026 10:41 AM View: Appendix III Interwell

Plant Bowen Client: Southern Company Data: Bowen 1, 2, 9, & 10

	GWA-3A (bg)	GWA-2 (bg)	GWA-2R (bg)	GWC-5	GWA-50R (bg)	GWA-50 (bg)	GWC-6	GWC-6RZ	GWC-8RR
2/3/2022									
2/4/2022									
2/7/2022									
2/17/2022									
4/28/2022				5.78					
8/10/2022									
8/11/2022									
8/12/2022									
8/15/2022									
8/16/2022	7.74	6.63	7.11	5.84		5.29			
8/17/2022					5.7		7.3	6.64	7.87
8/18/2022									
8/19/2022									
10/11/2022									
10/21/2022									
2/13/2023									
2/14/2023									
2/15/2023									
2/16/2023		6.56	7.02		4.73	4.95			
2/17/2023	7.71						7.11	6.41	
2/20/2023				5.78					
2/21/2023									7.88
2/22/2023									
3/16/2023									
4/11/2023									
7/25/2023									
7/26/2023									
7/27/2023		6.06	6.49						
7/28/2023				5.06	4.24	4.66		6.22	
7/31/2023							6.86		7.47
8/1/2023	7.66								
8/2/2023									
9/26/2023									
2/19/2024									
2/20/2024									
2/21/2024									
2/22/2024	7.89	6.03			5.09	5.6			
2/26/2024			6.85	5.29			7.16	6.5	
2/27/2024									7.48
2/28/2024									
8/1/2024									
8/2/2024									
8/5/2024									
8/6/2024			7.61						
8/7/2024		6.73							
8/8/2024	7.86			5.69	4.25	4.68	7.66	7.05	
8/12/2024									8.02
8/13/2024									
2/25/2025									
2/26/2025	7.93								
2/27/2025		6.7	7.18	5.85		5.64	7.59	7.1	
2/28/2025					5.04				

Prediction Limit

Constituent: pH, Field (SU) Analysis Run 4/22/2026 10:41 AM View: Appendix III Interwell

Plant Bowen Client: Southern Company Data: Bowen 1, 2, 9, & 10

	GWA-3A (bg)	GWA-2 (bg)	GWA-2R (bg)	GWC-5	GWA-50R (bg)	GWA-50 (bg)	GWC-6	GWC-6RZ	GWC-8RR
3/3/2025									
3/4/2025									7.96
5/1/2025									
8/27/2025									
8/28/2025									
8/29/2025									
9/2/2025	7.9	6.53	7.18		4.81	5.35		6.83	
9/3/2025				5.03			7.25		7.85
9/4/2025									
10/8/2025									
2/16/2026									
2/17/2026	7.74				4.75	5.25			
2/18/2026		6.33	7.19						
2/19/2026				5.1					7.98
2/20/2026							7.17	6.65	
2/24/2026									

Prediction Limit

Constituent: pH, Field (SU) Analysis Run 4/22/2026 10:41 AM View: Appendix III Interwell

Plant Bowen Client: Southern Company Data: Bowen 1, 2, 9, & 10

	GWC-9	GWC-10R	GWC-10	GWC-11	GWC-13	GWC-12	GWC-11R	GWC-15R	GWC-7Z
3/10/2016									
3/11/2016									
3/14/2016									
3/15/2016									
3/16/2016									
3/17/2016									
3/22/2016									
3/23/2016									
3/28/2016									
3/29/2016									
3/30/2016	6.07								
3/31/2016		7.54	7.21						
4/4/2016				7.16	7.44	6.53	8.01		
4/5/2016								7.71	
5/11/2016									
5/12/2016									
5/13/2016									
5/16/2016									
5/17/2016									
5/18/2016									
5/19/2016									
5/20/2016									
5/23/2016									
5/24/2016									
5/25/2016									
5/26/2016	6.44	7.43	7.3	7.23			7.91		
5/27/2016						6.45			
5/31/2016					7.37			7.66	7.98
6/1/2016									
7/19/2016									
7/20/2016									
7/21/2016									
7/22/2016									
7/25/2016									
7/26/2016									
7/27/2016									
7/28/2016									
7/29/2016									
8/1/2016									
8/2/2016									7.64
8/3/2016		7.41		6.96		6.41			
8/4/2016					7.32		7.85	7.8	
8/5/2016	6.67		7.54						
8/9/2016									
9/15/2016									
9/16/2016									
9/19/2016									
9/20/2016									
9/21/2016									
9/22/2016									
9/23/2016									
9/26/2016									

Prediction Limit

Constituent: pH, Field (SU) Analysis Run 4/22/2026 10:41 AM View: Appendix III Interwell

Plant Bowen Client: Southern Company Data: Bowen 1, 2, 9, & 10

	GWC-9	GWC-10R	GWC-10	GWC-11	GWC-13	GWC-12	GWC-11R	GWC-15R	GWC-7Z
9/27/2016									7.18
9/28/2016	6.89	7.26	7.48	7.6			8.26		
9/29/2016					7.38			7.46	
9/30/2016						6.46			
11/2/2016									
11/3/2016									
11/4/2016									
11/7/2016									
11/9/2016									
11/10/2016									
11/11/2016									
11/14/2016									
11/18/2016									
11/21/2016	6.89								7.49
11/22/2016		7.38	7.54	6.71		6.39	7.79		
11/23/2016								7.62	
11/28/2016					7.43				
1/17/2017									
1/18/2017									
1/19/2017									
1/20/2017									
1/23/2017									
1/24/2017									
1/30/2017									
1/31/2017									
2/1/2017									7.2
2/3/2017									
2/6/2017	4.93								
2/7/2017		7.46	7.17						
2/8/2017				6.84			7.77		
2/9/2017					7.36				
2/10/2017								7.51	
2/13/2017						6.4			
2/21/2017									
2/22/2017									
3/24/2017									
3/27/2017									
3/28/2017									
3/29/2017									
3/30/2017									
4/3/2017									
4/6/2017	4.92								7.42
4/7/2017									
4/10/2017		7.51	6.72	7.13			7.95		
4/11/2017						6.37			
4/12/2017					7.46			7.54	
5/24/2017									
6/5/2017									
6/6/2017									
6/7/2017									
6/8/2017									
6/9/2017									

Prediction Limit

Constituent: pH, Field (SU) Analysis Run 4/22/2026 10:41 AM View: Appendix III Interwell

Plant Bowen Client: Southern Company Data: Bowen 1, 2, 9, & 10

	GWC-9	GWC-10R	GWC-10	GWC-11	GWC-13	GWC-12	GWC-11R	GWC-15R	GWC-7Z
6/12/2017									
6/13/2017	5.03								7.25
6/14/2017		7.34	6.83			5.85			
6/15/2017				7.1			7.79	7.71	
6/16/2017					7.36				
7/12/2017									
7/14/2017									7.5
7/17/2017									
7/20/2017									
7/26/2017									
7/27/2017									
7/28/2017									
8/9/2017									
8/10/2017									
8/24/2017									
9/22/2017									
9/25/2017									
9/26/2017									
9/27/2017									
9/29/2017									
10/2/2017									
10/3/2017	6.01								7.5
10/4/2017		7.54	7.38	6.25		6.27	7.74		
10/5/2017									
10/6/2017								7.58	
10/9/2017					7.38				
12/28/2017									
12/29/2017									
1/9/2018									
1/10/2018									
3/14/2018									
3/15/2018									
3/16/2018									
3/19/2018									
3/20/2018	4.88		6.23						6.76
3/21/2018		7.33		7.07	7.33				
3/22/2018						6.45	7.81		
3/23/2018								7.34	
9/12/2018									
9/13/2018									
9/14/2018									
9/17/2018									
9/18/2018	5.36	7.66	7.14	6.9		6.42	7.88		7.26
9/19/2018					7.31			7.66	
9/20/2018									
3/13/2019									
3/14/2019									
3/15/2019									
3/18/2019									
3/19/2019									
3/20/2019									
3/21/2019	5.33								7.3

Prediction Limit

Constituent: pH, Field (SU) Analysis Run 4/22/2026 10:41 AM View: Appendix III Interwell

Plant Bowen Client: Southern Company Data: Bowen 1, 2, 9, & 10

	GWC-9	GWC-10R	GWC-10	GWC-11	GWC-13	GWC-12	GWC-11R	GWC-15R	GWC-7Z
3/22/2019		7.34	6.23						
3/23/2019				6.27	7.27	6.34	7.56		
3/25/2019								7.64	
3/27/2019									
5/6/2019									
9/9/2019									
9/10/2019									
9/11/2019									
9/12/2019									
9/13/2019									6.8
9/16/2019	6.03								
9/17/2019		7.51	7.16	6.55		6.19	7.58	7.35	
9/18/2019					7.28				
9/19/2019									
3/6/2020									
3/9/2020									
3/10/2020									
3/11/2020									
3/12/2020	4.82	7.49	6.43	6.3		6.17	7.6		7.53
3/13/2020					7.25			7.56	
3/16/2020									
3/17/2020									
9/10/2020									
9/11/2020									
9/14/2020									
9/15/2020									
9/16/2020									7.56
9/17/2020	6.39	7.7	7.28						
9/21/2020				7.02		6.28	7.84	7.48	
9/22/2020					7.34				
12/15/2020									
3/10/2021									
3/11/2021									
3/12/2021									
3/15/2021									
3/16/2021									
3/17/2021									7.52
3/18/2021	4.78	7.52	6.69		7.3			7.58	
3/19/2021				7.05		6.31	7.64		
3/29/2021									
5/26/2021							7.55		
8/4/2021									
8/5/2021									
8/6/2021									
8/9/2021									
8/10/2021	4.71		6.63						7.13
8/11/2021		7.46		6.02	7.07	6.05	7.65	7.59	
8/12/2021									
10/28/2021									
1/31/2022									
2/1/2022									
2/2/2022	4.81					6.35			7.54

Prediction Limit

Constituent: pH, Field (SU) Analysis Run 4/22/2026 10:41 AM View: Appendix III Interwell

Plant Bowen Client: Southern Company Data: Bowen 1, 2, 9, & 10

	GWC-9	GWC-10R	GWC-10	GWC-11	GWC-13	GWC-12	GWC-11R	GWC-15R	GWC-7Z
2/3/2022									
2/4/2022		7.69	6.53	7.2			7.58	7.61	
2/7/2022									
2/17/2022					7.24				
4/28/2022						6.33			
8/10/2022									
8/11/2022									
8/12/2022									
8/15/2022									
8/16/2022									
8/17/2022	4.57		7.01						7.34
8/18/2022		7.52		6.08	6.95	6.03	7.57		
8/19/2022								7.5	
10/11/2022									
10/21/2022									
2/13/2023									
2/14/2023									
2/15/2023									
2/16/2023									
2/17/2023									
2/20/2023		7.08	5.39	5.52			7.2		7.4
2/21/2023	4.59					6.18			
2/22/2023					6.96			7.32	
3/16/2023									
4/11/2023					6.69				
7/25/2023									
7/26/2023									
7/27/2023									
7/28/2023									
7/31/2023	5.38	7.16	6.58						6.52
8/1/2023				6.71	6.77	5.45	7.3		
8/2/2023								7.23	
9/26/2023									
2/19/2024									
2/20/2024									
2/21/2024									
2/22/2024									
2/26/2024									7.63
2/27/2024	3.88	7.4	6.54		6.9	5.38			
2/28/2024				6.87			7.52	7.3	
8/1/2024									
8/2/2024									
8/5/2024									
8/6/2024									
8/7/2024									
8/8/2024									7.6
8/12/2024	5.89	7.65	7.17		6.73	5.49	7.8		
8/13/2024				5.67				7.75	
2/25/2025									
2/26/2025									
2/27/2025									7.63
2/28/2025	4.81		6.5						

Prediction Limit

Constituent: pH, Field (SU) Analysis Run 4/22/2026 10:41 AM View: Appendix III Interwell

Plant Bowen Client: Southern Company Data: Bowen 1, 2, 9, & 10

	GWC-9	GWC-10R	GWC-10	GWC-11	GWC-13	GWC-12	GWC-11R	GWC-15R	GWC-7Z
3/3/2025		7.57			7.29		7.62	7.8	
3/4/2025				6.93		6.22			
5/1/2025									
8/27/2025									
8/28/2025									
8/29/2025									
9/2/2025									
9/3/2025	6.31	7.51	6.98	6.96	7.07	6.16	7.74		7.44
9/4/2025								7.61	
10/8/2025									
2/16/2026									
2/17/2026									
2/18/2026	6.48					5.94			
2/19/2026		7.32	6.98	6.77	7.2				7.58
2/20/2026							7.61		
2/24/2026								7.67	

Prediction Limit

Constituent: pH, Field (SU) Analysis Run 4/22/2026 10:41 AM View: Appendix III Interwell

Plant Bowen Client: Southern Company Data: Bowen 1, 2, 9, & 10

	GWC-15Z	GWC-14Z	GWA-39RZ (bg)	GWC-13RZ	GWA-4RZ (bg)
3/10/2016					
3/11/2016					
3/14/2016					
3/15/2016					
3/16/2016					
3/17/2016					
3/22/2016					
3/23/2016					
3/28/2016					
3/29/2016					
3/30/2016					
3/31/2016					
4/4/2016				8.56 (O)	
4/5/2016	9.23 (o)	10.61 (O)			
5/11/2016					
5/12/2016					
5/13/2016					
5/16/2016					
5/17/2016					
5/18/2016					
5/19/2016					
5/20/2016					
5/23/2016					
5/24/2016					
5/25/2016					
5/26/2016					
5/27/2016					
5/31/2016	9.52 (O)				
6/1/2016		10.32 (O)		9.83 (O)	
7/19/2016					
7/20/2016					
7/21/2016					
7/22/2016					
7/25/2016					
7/26/2016					
7/27/2016					
7/28/2016					
7/29/2016					
8/1/2016					
8/2/2016					
8/3/2016					
8/4/2016					
8/5/2016					
8/9/2016		8.23 (O)			
9/15/2016					
9/16/2016					
9/19/2016					
9/20/2016					
9/21/2016					
9/22/2016					
9/23/2016					
9/26/2016					

Prediction Limit

Constituent: pH, Field (SU) Analysis Run 4/22/2026 10:41 AM View: Appendix III Interwell

Plant Bowen Client: Southern Company Data: Bowen 1, 2, 9, & 10

	GWC-15Z	GWC-14Z	GWA-39RZ (bg)	GWC-13RZ	GWA-4RZ (bg)
9/27/2016					
9/28/2016					
9/29/2016					
9/30/2016					
11/2/2016					
11/3/2016					
11/4/2016					
11/7/2016					
11/9/2016					
11/10/2016					
11/11/2016					
11/14/2016					
11/18/2016					
11/21/2016					
11/22/2016					
11/23/2016	7.88				
11/28/2016		7.29			
1/17/2017					
1/18/2017					
1/19/2017					
1/20/2017					
1/23/2017					
1/24/2017					
1/30/2017					
1/31/2017					
2/1/2017					
2/3/2017					
2/6/2017					
2/7/2017					
2/8/2017					
2/9/2017		6.91			
2/10/2017	7.72				
2/13/2017					
2/21/2017			7.76		
2/22/2017				7.45	7.38
3/24/2017					
3/27/2017			7.7		
3/28/2017					
3/29/2017					
3/30/2017					
4/3/2017					
4/6/2017					
4/7/2017					7.35
4/10/2017					
4/11/2017	7.83	6.68		7.45	
4/12/2017					
5/24/2017					
6/5/2017					
6/6/2017					
6/7/2017					
6/8/2017			7.69		
6/9/2017					

Prediction Limit

Constituent: pH, Field (SU) Analysis Run 4/22/2026 10:41 AM View: Appendix III Interwell

Plant Bowen Client: Southern Company Data: Bowen 1, 2, 9, & 10

	GWC-15Z	GWC-14Z	GWA-39RZ (bg)	GWC-13RZ	GWA-4RZ (bg)
6/12/2017					
6/13/2017					
6/14/2017		6.84			7.3
6/15/2017	7.86				
6/16/2017				7.33	
7/12/2017	7.73	6.54		7.46	7.39
7/14/2017					
7/17/2017			7.57		
7/20/2017					7.44
7/26/2017	7.71				
7/27/2017			7.63		
7/28/2017				7.37	7.5
8/9/2017			7.73		7.52
8/10/2017				7.38	
8/24/2017					7.5
9/22/2017					
9/25/2017					
9/26/2017					
9/27/2017					
9/29/2017			7.7		
10/2/2017					
10/3/2017					7.51
10/4/2017					
10/5/2017		6.93			
10/6/2017	7.74			6.55	
10/9/2017					
12/28/2017				7.43	7.32
12/29/2017					
1/9/2018					
1/10/2018					
3/14/2018					
3/15/2018					
3/16/2018			7.49		
3/19/2018					
3/20/2018					
3/21/2018					7.3
3/22/2018		6.93			
3/23/2018	7.89			7.75	
9/12/2018					
9/13/2018					
9/14/2018			7.32		
9/17/2018					
9/18/2018					7.39
9/19/2018	7.77	6.88			
9/20/2018				7.52	
3/13/2019					
3/14/2019			7.22		
3/15/2019					
3/18/2019					
3/19/2019					
3/20/2019					
3/21/2019					7.28

Prediction Limit

Constituent: pH, Field (SU) Analysis Run 4/22/2026 10:41 AM View: Appendix III Interwell

Plant Bowen Client: Southern Company Data: Bowen 1, 2, 9, & 10

	GWC-15Z	GWC-14Z	GWA-39RZ (bg)	GWC-13RZ	GWA-4RZ (bg)
3/22/2019	7.55	6.27		7.49	
3/23/2019					
3/25/2019					
3/27/2019					
5/6/2019					
9/9/2019					
9/10/2019					
9/11/2019			7.32		
9/12/2019					7.2
9/13/2019					
9/16/2019					
9/17/2019	7.76	6.04			
9/18/2019					
9/19/2019				7.5	
3/6/2020					
3/9/2020			7.68		
3/10/2020					
3/11/2020					
3/12/2020					7.52
3/13/2020	7.68	6.16			
3/16/2020					
3/17/2020				7.62	
9/10/2020					
9/11/2020					
9/14/2020					
9/15/2020					
9/16/2020			7.68		
9/17/2020					7.42
9/21/2020	7.65	6.06			
9/22/2020				6.95	
12/15/2020					
3/10/2021					
3/11/2021					
3/12/2021					
3/15/2021					
3/16/2021			7.85		7.4
3/17/2021					
3/18/2021	7.87	6.04			
3/19/2021				7.42	
3/29/2021					
5/26/2021					
8/4/2021					
8/5/2021					
8/6/2021			7.09		
8/9/2021					
8/10/2021					7.2
8/11/2021	7.81	6.09			
8/12/2021				7.11	
10/28/2021					
1/31/2022					
2/1/2022					
2/2/2022			6.89		

Prediction Limit

Constituent: pH, Field (SU) Analysis Run 4/22/2026 10:41 AM View: Appendix III Interwell

Plant Bowen Client: Southern Company Data: Bowen 1, 2, 9, & 10

	GWC-15Z	GWC-14Z	GWA-39RZ (bg)	GWC-13RZ	GWA-4RZ (bg)
2/3/2022					7.2
2/4/2022		6.06		7.46	
2/7/2022	7.83				
2/17/2022					
4/28/2022					
8/10/2022					
8/11/2022					
8/12/2022					
8/15/2022					
8/16/2022			7.45		
8/17/2022					6.49
8/18/2022		5.95			
8/19/2022	7.6			6.66	
10/11/2022					
10/21/2022					
2/13/2023					
2/14/2023			7.48		
2/15/2023					
2/16/2023					
2/17/2023					6.98
2/20/2023					
2/21/2023					
2/22/2023	7.49	5.97		7.15	
3/16/2023					
4/11/2023					
7/25/2023			7.19		
7/26/2023					
7/27/2023					
7/28/2023					6.93
7/31/2023					
8/1/2023	7.41	5.57			
8/2/2023				6.97	
9/26/2023					
2/19/2024			7.7		
2/20/2024					
2/21/2024					
2/22/2024					
2/26/2024					
2/27/2024					7.11
2/28/2024	7.86	5.6		7.35	
8/1/2024			7.08		
8/2/2024					
8/5/2024					
8/6/2024					
8/7/2024					
8/8/2024					7.01
8/12/2024					
8/13/2024	7.86	6.04		7.25	
2/25/2025					
2/26/2025			7.4		
2/27/2025					
2/28/2025					7.25

Prediction Limit

Constituent: pH, Field (SU) Analysis Run 4/22/2026 10:41 AM View: Appendix III Interwell

Plant Bowen Client: Southern Company Data: Bowen 1, 2, 9, & 10

	GWC-15Z	GWC-14Z	GWA-39RZ (bg)	GWC-13RZ	GWA-4RZ (bg)
3/3/2025	7.78	6.16			
3/4/2025				7.46	
5/1/2025					
8/27/2025					
8/28/2025			7.43		
8/29/2025					
9/2/2025					
9/3/2025					7.01
9/4/2025	7.73	5.91		7.31	
10/8/2025					
2/16/2026					
2/17/2026					
2/18/2026			7.33		6.99
2/19/2026					
2/20/2026				7.68	
2/24/2026	7.79	5.88			

FIGURE N.

Appendix III Trend Tests - Prediction Limit Exceedances - Significant Results

Plant Bowen Client: Southern Company Data: Bowen 1, 2, 9, & 10 Printed 4/22/2026, 10:44 AM

Constituent	Well	Slope	Calc.	Critical	Sig.	N	%NDs	Normality	Alpha	Method
Calcium (mg/L)	**GWA-1 (bg)**	**0.4417**	**136**	**118**	**Yes**	**26**	**0**	**n/a**	**0.01**	**NP**
Calcium (mg/L)	**GWA-4RZ (bg)**	**1.24**	**152**	**118**	**Yes**	**26**	**0**	**n/a**	**0.01**	**NP**
Calcium (mg/L)	**GWA-42 (bg)**	**1.073**	**222**	**118**	**Yes**	**26**	**0**	**n/a**	**0.01**	**NP**
Calcium (mg/L)	**GWA-43 (bg)**	**-0.6394**	**-216**	**-111**	**Yes**	**25**	**0**	**n/a**	**0.01**	**NP**
Calcium (mg/L)	**GWA-43R (bg)**	**0.5764**	**158**	**124**	**Yes**	**27**	**0**	**n/a**	**0.01**	**NP**
Calcium (mg/L)	**GWA-50 (bg)**	**-0.07722**	**-140**	**-118**	**Yes**	**26**	**0**	**n/a**	**0.01**	**NP**
Calcium (mg/L)	**GWA-50R (bg)**	**-0.4348**	**-198**	**-118**	**Yes**	**26**	**0**	**n/a**	**0.01**	**NP**
pH, Field (SU)	**GWA-1 (bg)**	**-0.02607**	**-181**	**-118**	**Yes**	**26**	**0**	**n/a**	**0.01**	**NP**
pH, Field (SU)	**GWA-2R (bg)**	**-0.05306**	**-134**	**-118**	**Yes**	**26**	**0**	**n/a**	**0.01**	**NP**
pH, Field (SU)	**GWA-4RZ (bg)**	**-0.04654**	**-165**	**-124**	**Yes**	**27**	**0**	**n/a**	**0.01**	**NP**
pH, Field (SU)	**GWA-40 (bg)**	**-0.05858**	**-162**	**-131**	**Yes**	**28**	**0**	**n/a**	**0.01**	**NP**
pH, Field (SU)	**GWA-42 (bg)**	**-0.02631**	**-136**	**-118**	**Yes**	**26**	**0**	**n/a**	**0.01**	**NP**
pH, Field (SU)	**GWA-43 (bg)**	**-0.1282**	**-244**	**-118**	**Yes**	**26**	**0**	**n/a**	**0.01**	**NP**
pH, Field (SU)	**GWA-50 (bg)**	**-0.08387**	**-202**	**-118**	**Yes**	**26**	**0**	**n/a**	**0.01**	**NP**
pH, Field (SU)	**GWA-50R (bg)**	**-0.1717**	**-205**	**-118**	**Yes**	**26**	**0**	**n/a**	**0.01**	**NP**
pH, Field (SU)	**GWC-44**	**-0.04842**	**-181**	**-131**	**Yes**	**28**	**0**	**n/a**	**0.01**	**NP**

Appendix III Trend Tests - Prediction Limit Exceedances - All Results

Plant Bowen Client: Southern Company Data: Bowen 1, 2, 9, & 10 Printed 4/22/2026, 10:44 AM

Constituent	Well	Slope	Calc.	Critical	Sig.	N	%NDs	Normality	Alpha	Method
Calcium (mg/L)	**GWA-1 (bg)**	**0.4417**	**136**	**118**	**Yes**	**26**	**0**	**n/a**	**0.01**	**NP**
Calcium (mg/L)	GWA-2 (bg)	1.701	59	118	No	26	0	n/a	0.01	NP
Calcium (mg/L)	GWA-2R (bg)	1.663	113	118	No	26	0	n/a	0.01	NP
Calcium (mg/L)	GWA-3A (bg)	0.4604	30	34	No	11	0	n/a	0.01	NP
Calcium (mg/L)	**GWA-4RZ (bg)**	**1.24**	**152**	**118**	**Yes**	**26**	**0**	**n/a**	**0.01**	**NP**
Calcium (mg/L)	GWA-39RZ (bg)	0.1218	34	105	No	24	0	n/a	0.01	NP
Calcium (mg/L)	GWA-39Z (bg)	0.1474	26	124	No	27	0	n/a	0.01	NP
Calcium (mg/L)	GWA-40 (bg)	-0.1973	-47	-118	No	26	0	n/a	0.01	NP
Calcium (mg/L)	GWA-41 (bg)	-0.2869	-17	-118	No	26	0	n/a	0.01	NP
Calcium (mg/L)	GWA-41R (bg)	0.5766	68	118	No	26	0	n/a	0.01	NP
Calcium (mg/L)	**GWA-42 (bg)**	**1.073**	**222**	**118**	**Yes**	**26**	**0**	**n/a**	**0.01**	**NP**
Calcium (mg/L)	**GWA-43 (bg)**	**-0.6394**	**-216**	**-111**	**Yes**	**25**	**0**	**n/a**	**0.01**	**NP**
Calcium (mg/L)	**GWA-43R (bg)**	**0.5764**	**158**	**124**	**Yes**	**27**	**0**	**n/a**	**0.01**	**NP**
Calcium (mg/L)	**GWA-50 (bg)**	**-0.07722**	**-140**	**-118**	**Yes**	**26**	**0**	**n/a**	**0.01**	**NP**
Calcium (mg/L)	**GWA-50R (bg)**	**-0.4348**	**-198**	**-118**	**Yes**	**26**	**0**	**n/a**	**0.01**	**NP**
Calcium (mg/L)	GWC-9	0.069	15	118	No	26	0	n/a	0.01	NP
Calcium (mg/L)	GWC-12	0	0	118	No	26	0	n/a	0.01	NP
pH, Field (SU)	**GWA-1 (bg)**	**-0.02607**	**-181**	**-118**	**Yes**	**26**	**0**	**n/a**	**0.01**	**NP**
pH, Field (SU)	GWA-2 (bg)	-0.002491	-4	-118	No	26	0	n/a	0.01	NP
pH, Field (SU)	**GWA-2R (bg)**	**-0.05306**	**-134**	**-118**	**Yes**	**26**	**0**	**n/a**	**0.01**	**NP**
pH, Field (SU)	GWA-3A (bg)	0.237	77	111	No	25	0	n/a	0.01	NP
pH, Field (SU)	**GWA-4RZ (bg)**	**-0.04654**	**-165**	**-124**	**Yes**	**27**	**0**	**n/a**	**0.01**	**NP**
pH, Field (SU)	GWA-39RZ (bg)	-0.04112	-103	-105	No	24	0	n/a	0.01	NP
pH, Field (SU)	GWA-39Z (bg)	-0.02985	-64	-124	No	27	0	n/a	0.01	NP
pH, Field (SU)	**GWA-40 (bg)**	**-0.05858**	**-162**	**-131**	**Yes**	**28**	**0**	**n/a**	**0.01**	**NP**
pH, Field (SU)	GWA-41 (bg)	-0.05338	-104	-118	No	26	0	n/a	0.01	NP
pH, Field (SU)	GWA-41R (bg)	-0.05508	-116	-118	No	26	0	n/a	0.01	NP
pH, Field (SU)	**GWA-42 (bg)**	**-0.02631**	**-136**	**-118**	**Yes**	**26**	**0**	**n/a**	**0.01**	**NP**
pH, Field (SU)	**GWA-43 (bg)**	**-0.1282**	**-244**	**-118**	**Yes**	**26**	**0**	**n/a**	**0.01**	**NP**
pH, Field (SU)	GWA-43R (bg)	-0.01119	-101	-124	No	27	0	n/a	0.01	NP
pH, Field (SU)	**GWA-50 (bg)**	**-0.08387**	**-202**	**-118**	**Yes**	**26**	**0**	**n/a**	**0.01**	**NP**
pH, Field (SU)	**GWA-50R (bg)**	**-0.1717**	**-205**	**-118**	**Yes**	**26**	**0**	**n/a**	**0.01**	**NP**
pH, Field (SU)	**GWC-44**	**-0.04842**	**-181**	**-131**	**Yes**	**28**	**0**	**n/a**	**0.01**	**NP**

Sanitas™ v.10.1.06d Software licensed to Groundwater Stats Consulting. UG

Sen's Slope Estimator

GWA-1 (bg)

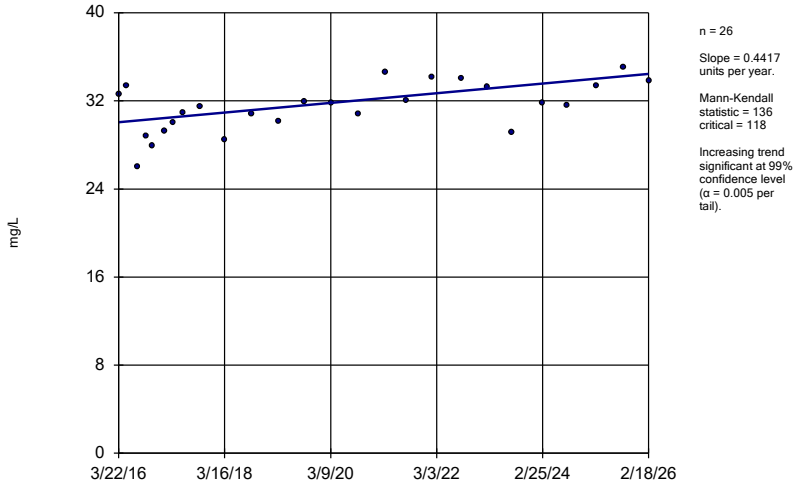

n = 26

Slope = 0.4417 units per year.

Mann-Kendall statistic = 136 critical = 118

Increasing trend significant at 99% confidence level (α = 0.005 per tail).

Constituent: Calcium Analysis Run 4/22/2026 10:43 AM View: Appendix III Trend Tests

Plant Bowen Client: Southern Company Data: Bowen 1, 2, 9, & 10

Sanitas™ v.10.1.06d Software licensed to Groundwater Stats Consulting. UG

Sen's Slope Estimator

GWA-2 (bg)

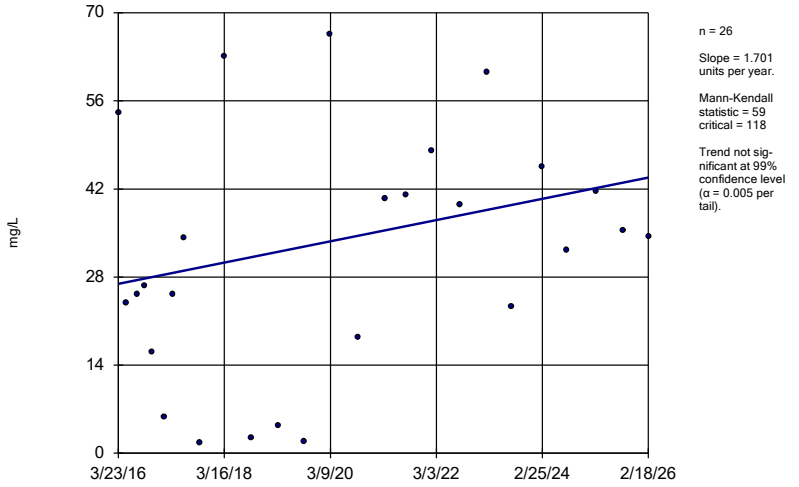

n = 26

Slope = 1.701 units per year.

Mann-Kendall statistic = 59 critical = 118

Trend not significant at 99% confidence level (α = 0.005 per tail).

Constituent: Calcium Analysis Run 4/22/2026 10:43 AM View: Appendix III Trend Tests

Plant Bowen Client: Southern Company Data: Bowen 1, 2, 9, & 10

Sanitas™ v.10.1.06d Software licensed to Groundwater Stats Consulting. UG

Sen's Slope Estimator

GWA-2R (bg)

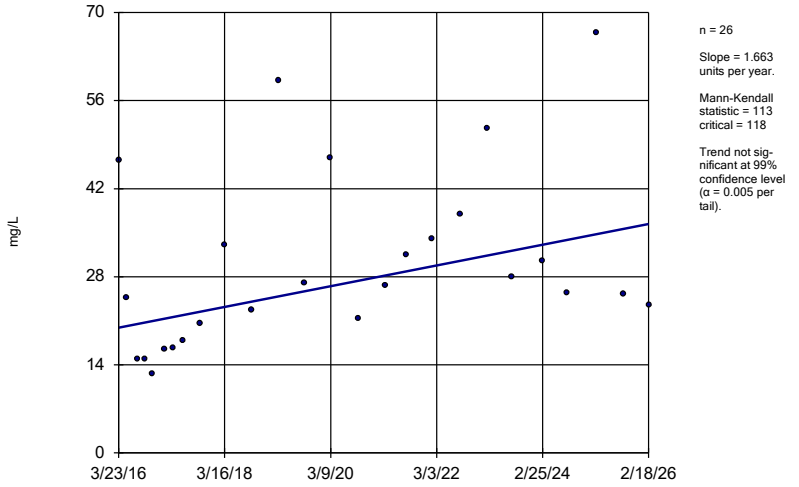

n = 26

Slope = 1.663 units per year.

Mann-Kendall statistic = 113 critical = 118

Trend not significant at 99% confidence level (α = 0.005 per tail).

Constituent: Calcium Analysis Run 4/22/2026 10:43 AM View: Appendix III Trend Tests

Plant Bowen Client: Southern Company Data: Bowen 1, 2, 9, & 10

Sanitas™ v.10.1.06d Software licensed to Groundwater Stats Consulting. UG

Sen's Slope Estimator

GWA-3A (bg)

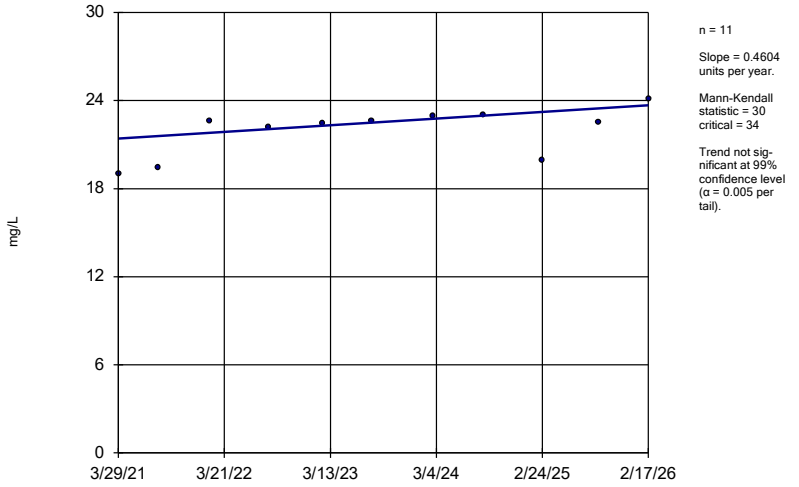

n = 11

Slope = 0.4604 units per year.

Mann-Kendall statistic = 30 critical = 34

Trend not significant at 99% confidence level (α = 0.005 per tail).

Constituent: Calcium Analysis Run 4/22/2026 10:43 AM View: Appendix III Trend Tests

Plant Bowen Client: Southern Company Data: Bowen 1, 2, 9, & 10

Sanitas™ v.10.1.06d Software licensed to Groundwater Stats Consulting. UG

Sen's Slope Estimator

GWA-4RZ (bg)

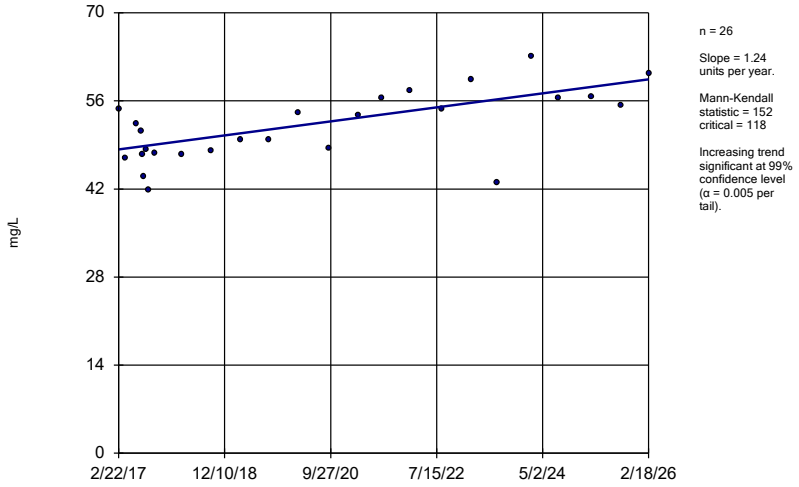

n = 26

Slope = 1.24 units per year.

Mann-Kendall statistic = 152 critical = 118

Increasing trend significant at 99% confidence level (α = 0.005 per tail).

Constituent: Calcium Analysis Run 4/22/2026 10:43 AM View: Appendix III Trend Tests

Plant Bowen Client: Southern Company Data: Bowen 1, 2, 9, & 10

Sanitas™ v.10.1.06d Software licensed to Groundwater Stats Consulting. UG

Sen's Slope Estimator

GWA-39RZ (bg)

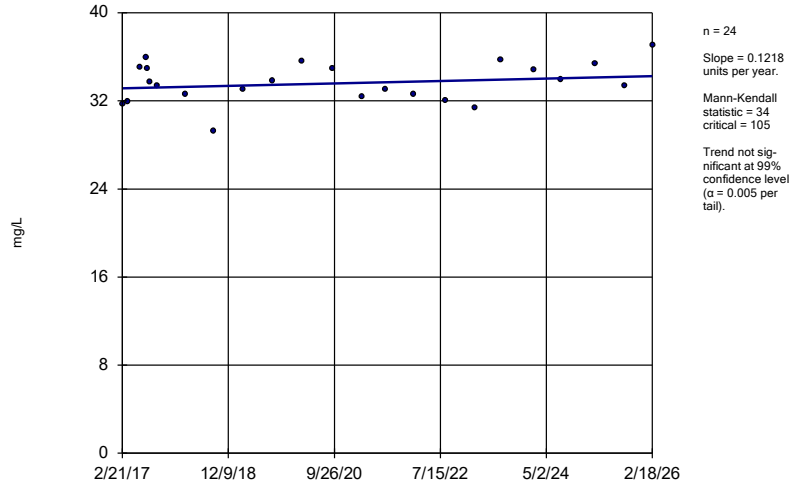

n = 24

Slope = 0.1218 units per year.

Mann-Kendall statistic = 34 critical = 105

Trend not significant at 99% confidence level (α = 0.005 per tail).

Constituent: Calcium Analysis Run 4/22/2026 10:43 AM View: Appendix III Trend Tests

Plant Bowen Client: Southern Company Data: Bowen 1, 2, 9, & 10

Sanitas™ v.10.1.06d Software licensed to Groundwater Stats Consulting. UG

Sen's Slope Estimator

GWA-39Z (bg)

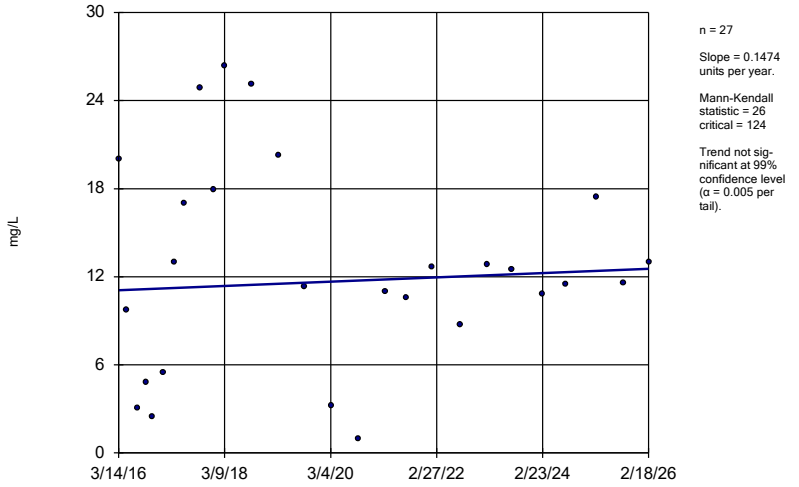

n = 27

Slope = 0.1474 units per year.

Mann-Kendall statistic = 26 critical = 124

Trend not significant at 99% confidence level (α = 0.005 per tail).

Constituent: Calcium Analysis Run 4/22/2026 10:43 AM View: Appendix III Trend Tests

Plant Bowen Client: Southern Company Data: Bowen 1, 2, 9, & 10

Sanitas™ v.10.1.06d Software licensed to Groundwater Stats Consulting. UG

Sen's Slope Estimator

GWA-40 (bg)

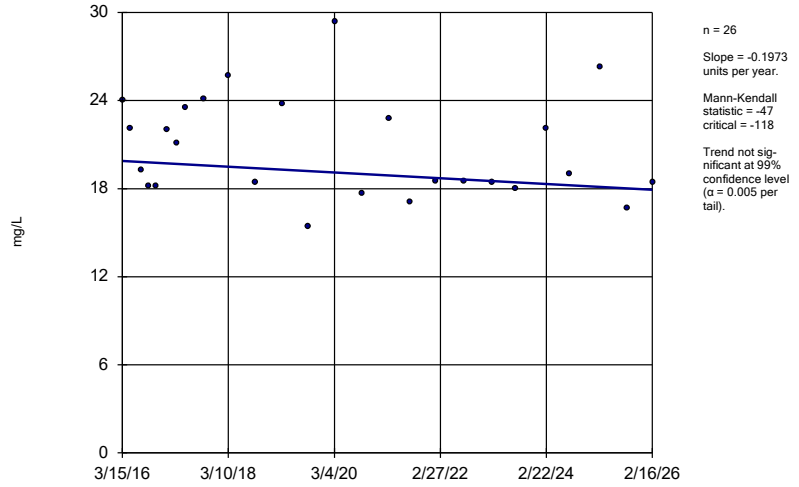

n = 26

Slope = -0.1973 units per year.

Mann-Kendall statistic = -47 critical = -118

Trend not significant at 99% confidence level (α = 0.005 per tail).

Constituent: Calcium Analysis Run 4/22/2026 10:43 AM View: Appendix III Trend Tests

Plant Bowen Client: Southern Company Data: Bowen 1, 2, 9, & 10

Sanitas™ v.10.1.06d Software licensed to Groundwater Stats Consulting. UG

Sen's Slope Estimator

GWA-41 (bg)

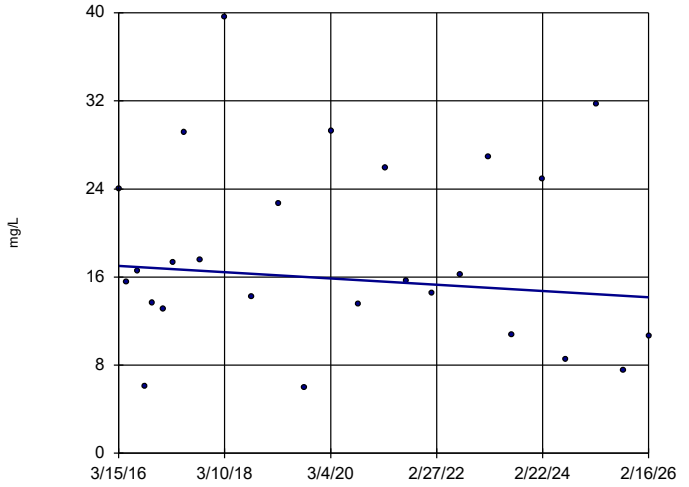

n = 26

Slope = -0.2869 units per year.

Mann-Kendall statistic = -17
critical = -118

Trend not significant at 99% confidence level (α = 0.005 per tail).

Constituent: Calcium Analysis Run 4/22/2026 10:43 AM View: Appendix III Trend Tests
Plant Bowen Client: Southern Company Data: Bowen 1, 2, 9, & 10

Sanitas™ v.10.1.06d Software licensed to Groundwater Stats Consulting. UG

Sen's Slope Estimator

GWA-41R (bg)

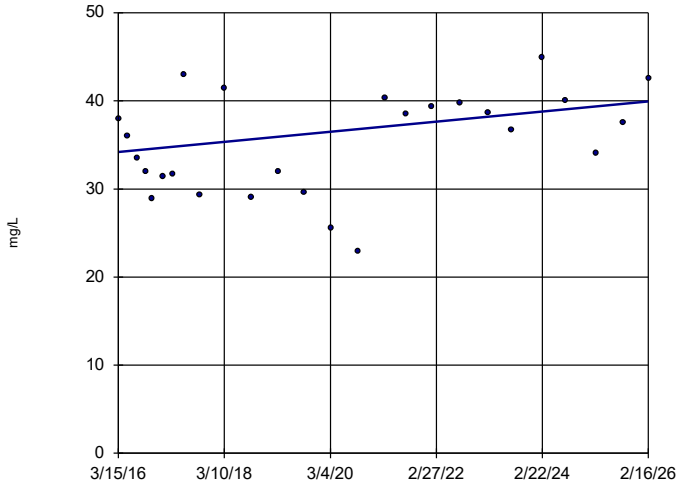

n = 26

Slope = 0.5766 units per year.

Mann-Kendall statistic = 68
critical = 118

Trend not significant at 99% confidence level (α = 0.005 per tail).

Constituent: Calcium Analysis Run 4/22/2026 10:43 AM View: Appendix III Trend Tests
Plant Bowen Client: Southern Company Data: Bowen 1, 2, 9, & 10

Sanitas™ v.10.1.06d Software licensed to Groundwater Stats Consulting. UG

Sen's Slope Estimator

GWA-42 (bg)

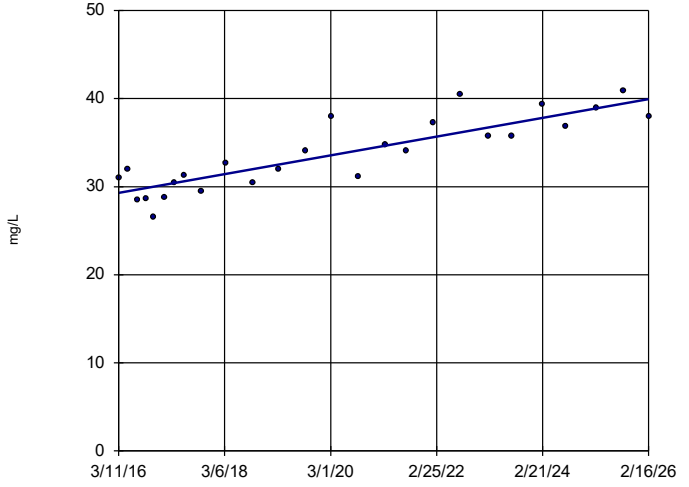

n = 26

Slope = 1.073 units per year.

Mann-Kendall statistic = 222
critical = 118

Increasing trend significant at 99% confidence level (α = 0.005 per tail).

Constituent: Calcium Analysis Run 4/22/2026 10:43 AM View: Appendix III Trend Tests
Plant Bowen Client: Southern Company Data: Bowen 1, 2, 9, & 10

Sanitas™ v.10.1.06d Software licensed to Groundwater Stats Consulting. UG

Sen's Slope Estimator

GWA-43 (bg)

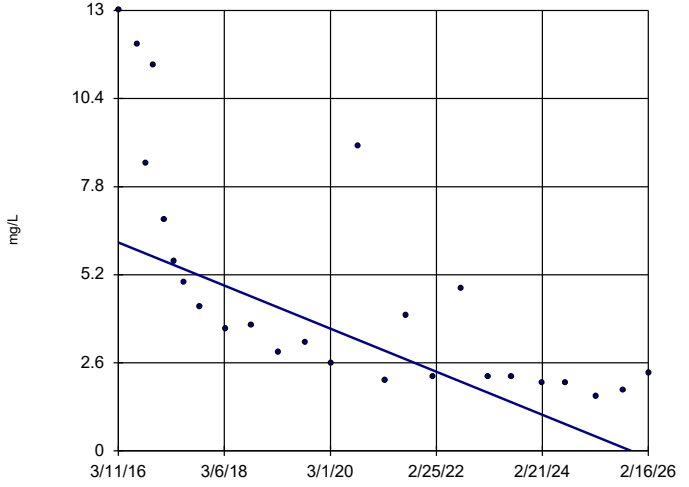

n = 25

Slope = -0.6394 units per year.

Mann-Kendall statistic = -216
critical = -111

Decreasing trend significant at 99% confidence level (α = 0.005 per tail).

Constituent: Calcium Analysis Run 4/22/2026 10:43 AM View: Appendix III Trend Tests
Plant Bowen Client: Southern Company Data: Bowen 1, 2, 9, & 10

Sanitas™ v.10.1.06d Software licensed to Groundwater Stats Consulting. UG

Sen's Slope Estimator

GWA-43R (bg)

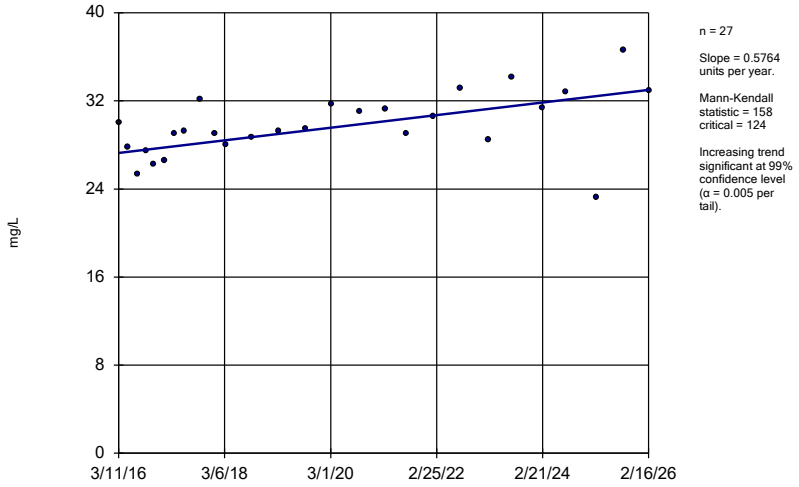

n = 27

Slope = 0.5764 units per year.

Mann-Kendall statistic = 158 critical = 124

Increasing trend significant at 99% confidence level (α = 0.005 per tail).

Constituent: Calcium Analysis Run 4/22/2026 10:43 AM View: Appendix III Trend Tests

Plant Bowen Client: Southern Company Data: Bowen 1, 2, 9, & 10

Sanitas™ v.10.1.06d Software licensed to Groundwater Stats Consulting. UG

Sen's Slope Estimator

GWA-50 (bg)

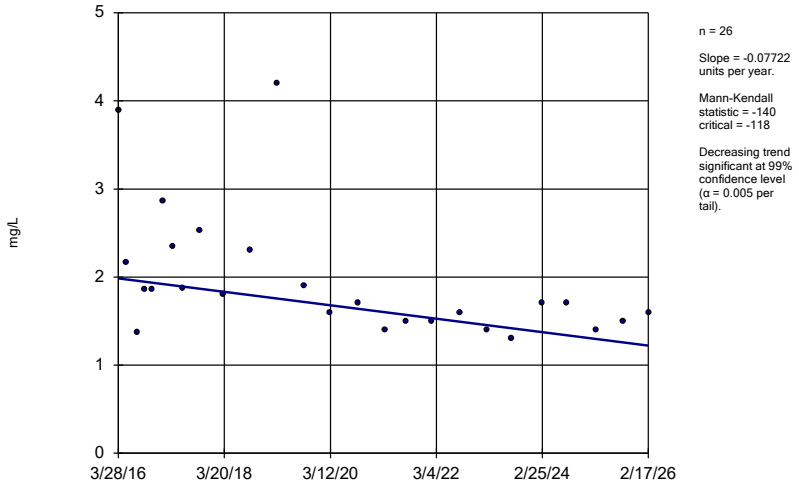

n = 26

Slope = -0.07722 units per year.

Mann-Kendall statistic = -140 critical = -118

Decreasing trend significant at 99% confidence level (α = 0.005 per tail).

Constituent: Calcium Analysis Run 4/22/2026 10:43 AM View: Appendix III Trend Tests

Plant Bowen Client: Southern Company Data: Bowen 1, 2, 9, & 10

Sanitas™ v.10.1.06d Software licensed to Groundwater Stats Consulting. UG

Sen's Slope Estimator

GWA-50R (bg)

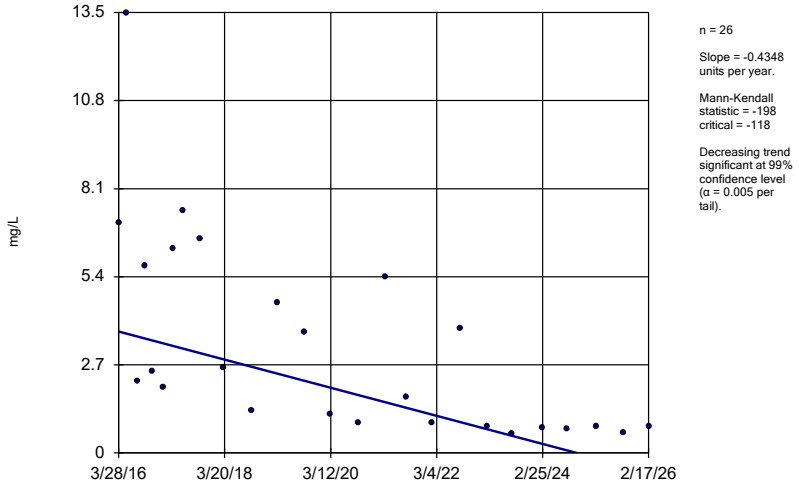

n = 26

Slope = -0.4348 units per year.

Mann-Kendall statistic = -198 critical = -118

Decreasing trend significant at 99% confidence level (α = 0.005 per tail).

Constituent: Calcium Analysis Run 4/22/2026 10:43 AM View: Appendix III Trend Tests

Plant Bowen Client: Southern Company Data: Bowen 1, 2, 9, & 10

Sanitas™ v.10.1.06d Software licensed to Groundwater Stats Consulting. UG

Sen's Slope Estimator

GWC-9

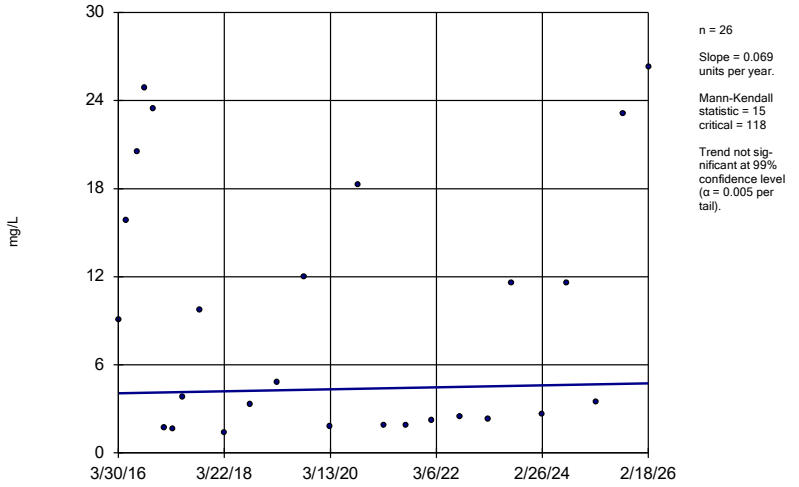

n = 26

Slope = 0.069 units per year.

Mann-Kendall statistic = 15 critical = 118

Trend not significant at 99% confidence level (α = 0.005 per tail).

Constituent: Calcium Analysis Run 4/22/2026 10:43 AM View: Appendix III Trend Tests

Plant Bowen Client: Southern Company Data: Bowen 1, 2, 9, & 10

Sanitas™ v.10.1.06d Software licensed to Groundwater Stats Consulting. UG

Sen's Slope Estimator

GWC-12

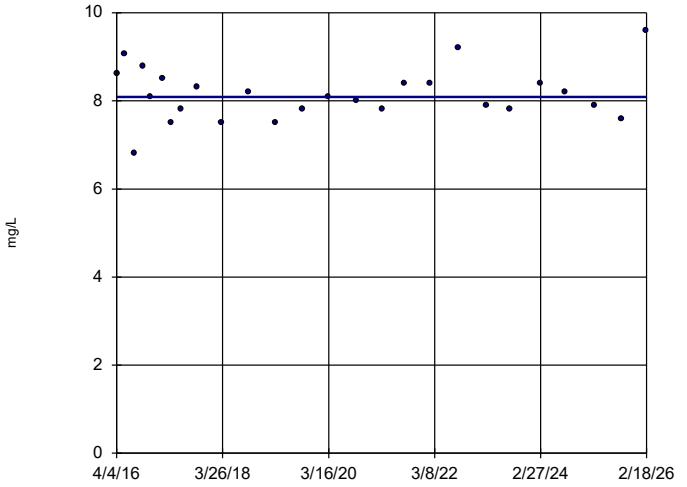

n = 26

Slope = 0 units per year.

Mann-Kendall statistic = 0 critical = 118

Trend not significant at 99% confidence level (α = 0.005 per tail).

Constituent: Calcium Analysis Run 4/22/2026 10:43 AM View: Appendix III Trend Tests

Plant Bowen Client: Southern Company Data: Bowen 1, 2, 9, & 10

Sanitas™ v.10.1.06d Software licensed to Groundwater Stats Consulting. UG

Sen's Slope Estimator

GWA-1 (bg)

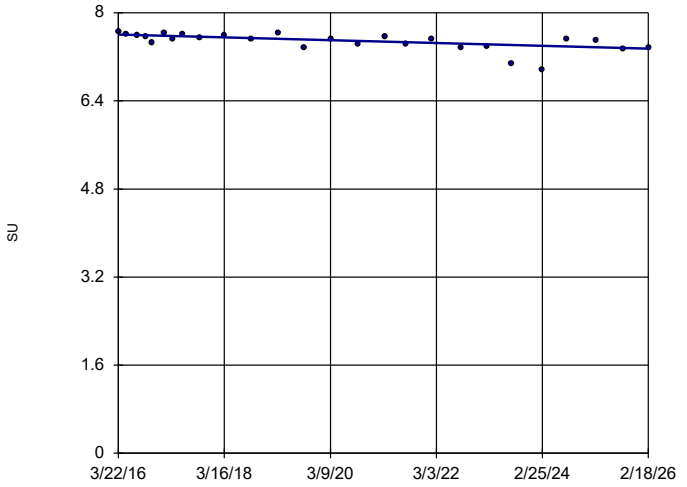

n = 26

Slope = -0.02607 units per year.

Mann-Kendall statistic = -181 critical = -118

Decreasing trend significant at 99% confidence level (α = 0.005 per tail).

Constituent: pH, Field Analysis Run 4/22/2026 10:43 AM View: Appendix III Trend Tests

Plant Bowen Client: Southern Company Data: Bowen 1, 2, 9, & 10

Sanitas™ v.10.1.06d Software licensed to Groundwater Stats Consulting. UG

Sen's Slope Estimator

GWA-2 (bg)

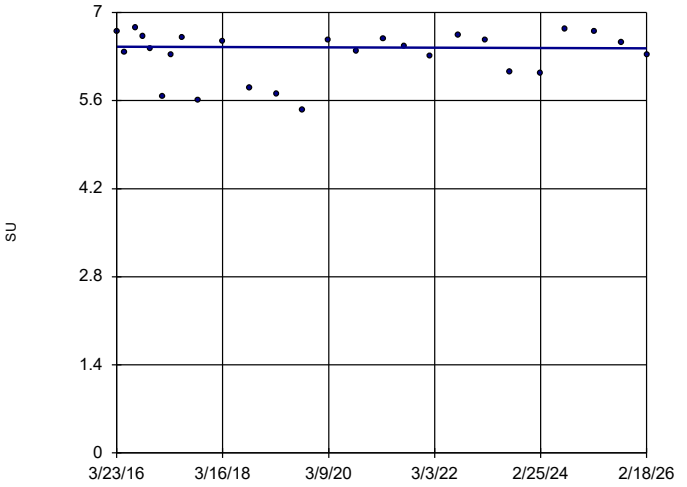

n = 26

Slope = -0.002491 units per year.

Mann-Kendall statistic = -4 critical = -118

Trend not significant at 99% confidence level (α = 0.005 per tail).

Constituent: pH, Field Analysis Run 4/22/2026 10:43 AM View: Appendix III Trend Tests

Plant Bowen Client: Southern Company Data: Bowen 1, 2, 9, & 10

Sanitas™ v.10.1.06d Software licensed to Groundwater Stats Consulting. UG

Sen's Slope Estimator

GWA-2R (bg)

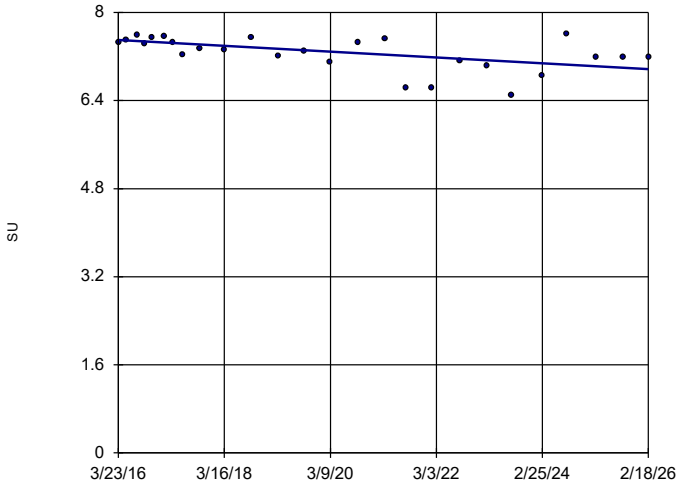

n = 26

Slope = -0.05306 units per year.

Mann-Kendall statistic = -134 critical = -118

Decreasing trend significant at 99% confidence level (α = 0.005 per tail).

Constituent: pH, Field Analysis Run 4/22/2026 10:43 AM View: Appendix III Trend Tests

Plant Bowen Client: Southern Company Data: Bowen 1, 2, 9, & 10

Sanitas™ v.10.1.06d Software licensed to Groundwater Stats Consulting. UG

Sen's Slope Estimator

GWA-3A (bg)

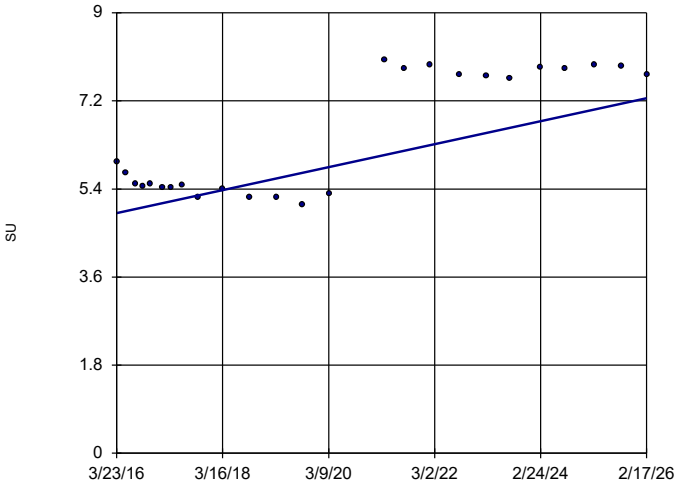

n = 25

Slope = 0.237 units per year.

Mann-Kendall statistic = 77 critical = 111

Trend not significant at 99% confidence level (α = 0.005 per tail).

Constituent: pH, Field Analysis Run 4/22/2026 10:43 AM View: Appendix III Trend Tests

Plant Bowen Client: Southern Company Data: Bowen 1, 2, 9, & 10

Sanitas™ v.10.1.06d Software licensed to Groundwater Stats Consulting. UG

Sen's Slope Estimator

GWA-4RZ (bg)

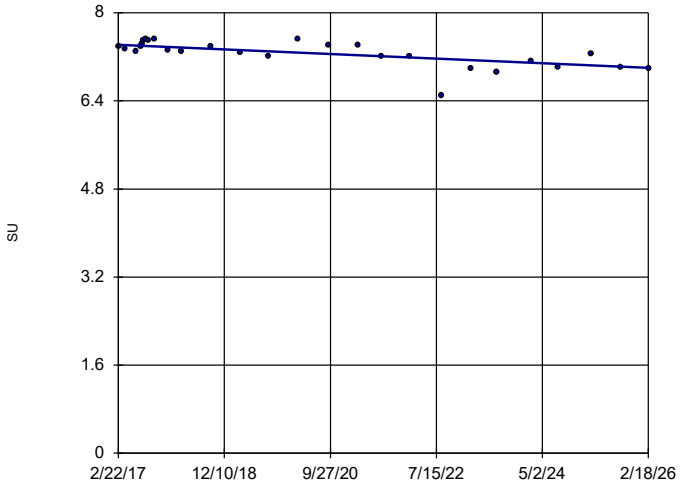

n = 27

Slope = -0.04654 units per year.

Mann-Kendall statistic = -165 critical = -124

Decreasing trend significant at 99% confidence level (α = 0.005 per tail).

Constituent: pH, Field Analysis Run 4/22/2026 10:43 AM View: Appendix III Trend Tests

Plant Bowen Client: Southern Company Data: Bowen 1, 2, 9, & 10

Sanitas™ v.10.1.06d Software licensed to Groundwater Stats Consulting. UG

Sen's Slope Estimator

GWA-39RZ (bg)

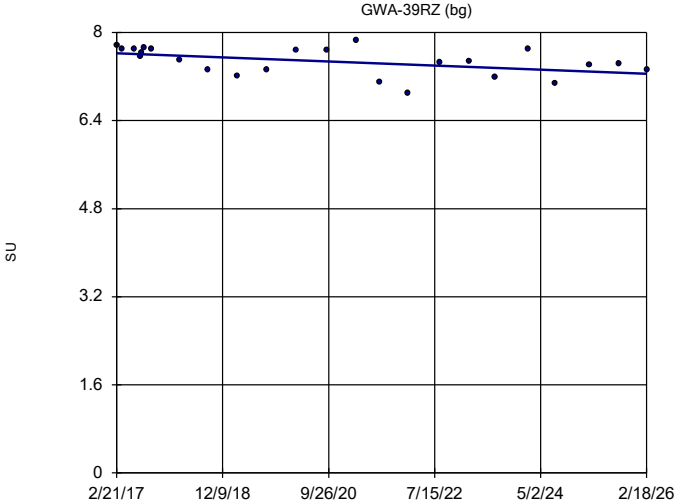

n = 24

Slope = -0.04112 units per year.

Mann-Kendall statistic = -103 critical = -105

Trend not significant at 99% confidence level (α = 0.005 per tail).

Constituent: pH, Field Analysis Run 4/22/2026 10:43 AM View: Appendix III Trend Tests

Plant Bowen Client: Southern Company Data: Bowen 1, 2, 9, & 10

Sanitas™ v.10.1.06d Software licensed to Groundwater Stats Consulting. UG

Sen's Slope Estimator

GWA-39Z (bg)

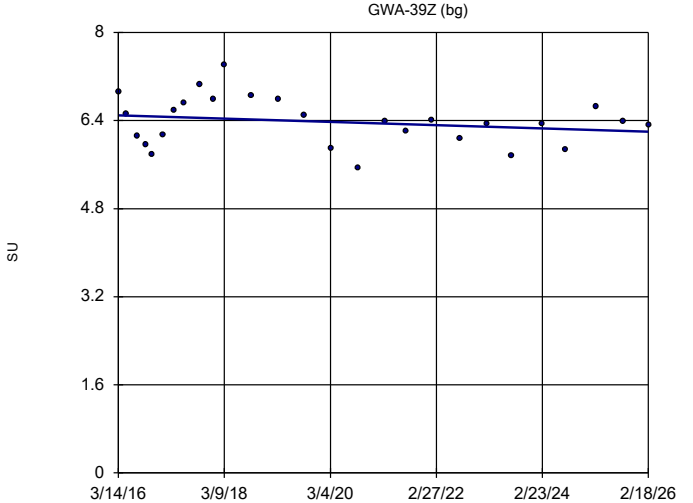

n = 27

Slope = -0.02985 units per year.

Mann-Kendall statistic = -64 critical = -124

Trend not significant at 99% confidence level (α = 0.005 per tail).

Constituent: pH, Field Analysis Run 4/22/2026 10:43 AM View: Appendix III Trend Tests

Plant Bowen Client: Southern Company Data: Bowen 1, 2, 9, & 10

Sanitas™ v.10.1.06d Software licensed to Groundwater Stats Consulting. UG

Sen's Slope Estimator

GWA-40 (bg)

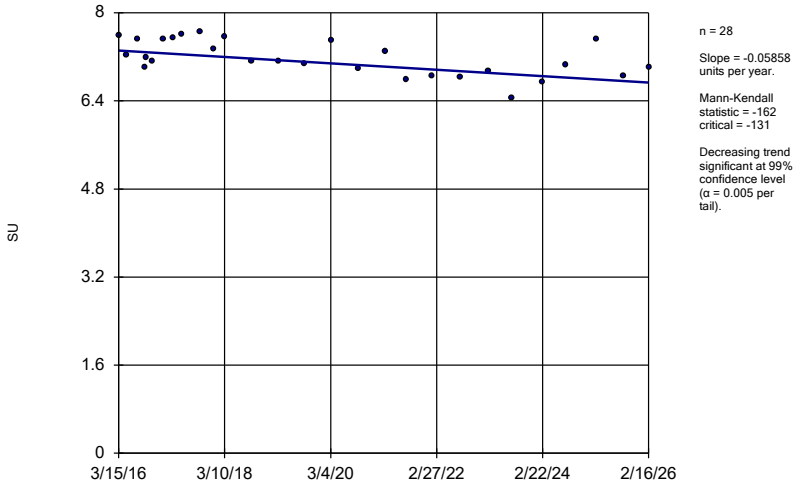

n = 28

Slope = -0.05858 units per year.

Mann-Kendall statistic = -162 critical = -131

Decreasing trend significant at 99% confidence level (α = 0.005 per tail).

Constituent: pH, Field Analysis Run 4/22/2026 10:43 AM View: Appendix III Trend Tests

Plant Bowen Client: Southern Company Data: Bowen 1, 2, 9, & 10

Sanitas™ v.10.1.06d Software licensed to Groundwater Stats Consulting. UG

Sen's Slope Estimator

GWA-41 (bg)

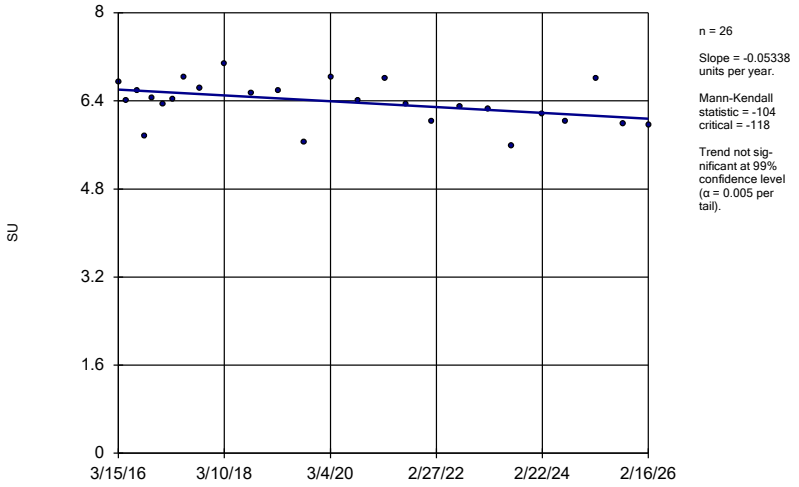

n = 26

Slope = -0.05338 units per year.

Mann-Kendall statistic = -104 critical = -118

Trend not significant at 99% confidence level (α = 0.005 per tail).

Constituent: pH, Field Analysis Run 4/22/2026 10:43 AM View: Appendix III Trend Tests

Plant Bowen Client: Southern Company Data: Bowen 1, 2, 9, & 10

Sanitas™ v.10.1.06d Software licensed to Groundwater Stats Consulting. UG

Sen's Slope Estimator

GWA-41R (bg)

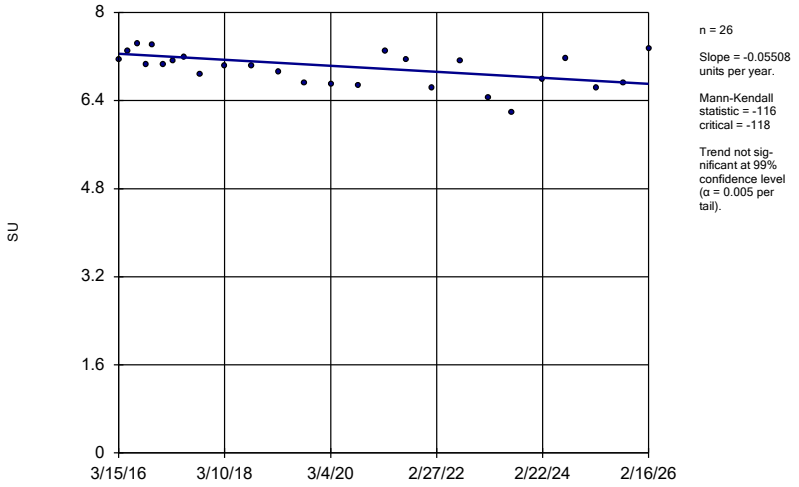

n = 26

Slope = -0.05508 units per year.

Mann-Kendall statistic = -116 critical = -118

Trend not significant at 99% confidence level (α = 0.005 per tail).

Constituent: pH, Field Analysis Run 4/22/2026 10:43 AM View: Appendix III Trend Tests

Plant Bowen Client: Southern Company Data: Bowen 1, 2, 9, & 10

Sanitas™ v.10.1.06d Software licensed to Groundwater Stats Consulting. UG

Sen's Slope Estimator

GWA-42 (bg)

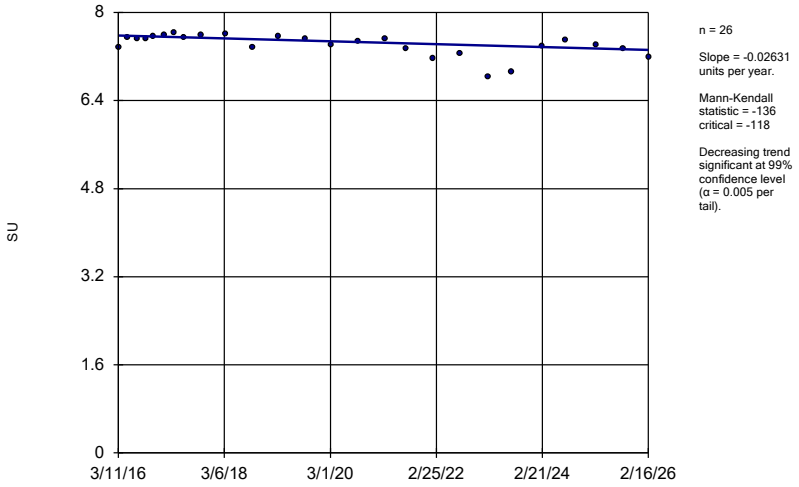

n = 26

Slope = -0.02631 units per year.

Mann-Kendall statistic = -136 critical = -118

Decreasing trend significant at 99% confidence level (α = 0.005 per tail).

Constituent: pH, Field Analysis Run 4/22/2026 10:43 AM View: Appendix III Trend Tests

Plant Bowen Client: Southern Company Data: Bowen 1, 2, 9, & 10

Sanitas™ v.10.1.06d Software licensed to Groundwater Stats Consulting. UG

Sen's Slope Estimator

GWA-43 (bg)

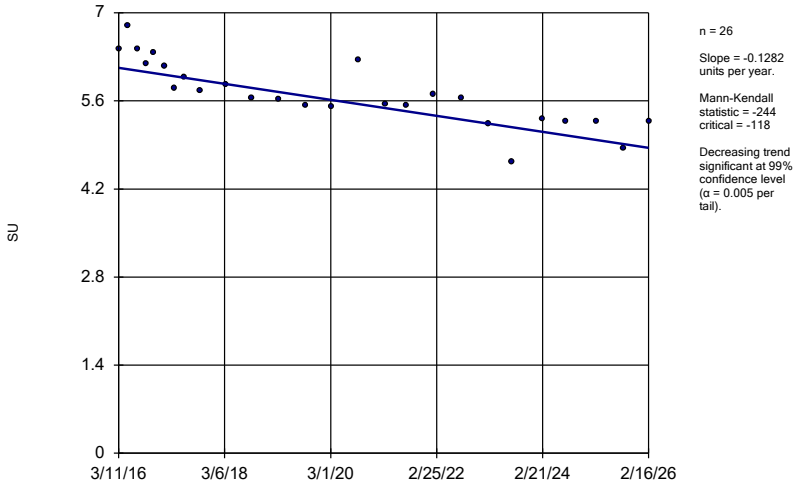

n = 26

Slope = -0.1282 units per year.

Mann-Kendall statistic = -244 critical = -118

Decreasing trend significant at 99% confidence level (α = 0.005 per tail).

Constituent: pH, Field Analysis Run 4/22/2026 10:43 AM View: Appendix III Trend Tests

Plant Bowen Client: Southern Company Data: Bowen 1, 2, 9, & 10

Sanitas™ v.10.1.06d Software licensed to Groundwater Stats Consulting. UG

Sen's Slope Estimator

GWA-43R (bg)

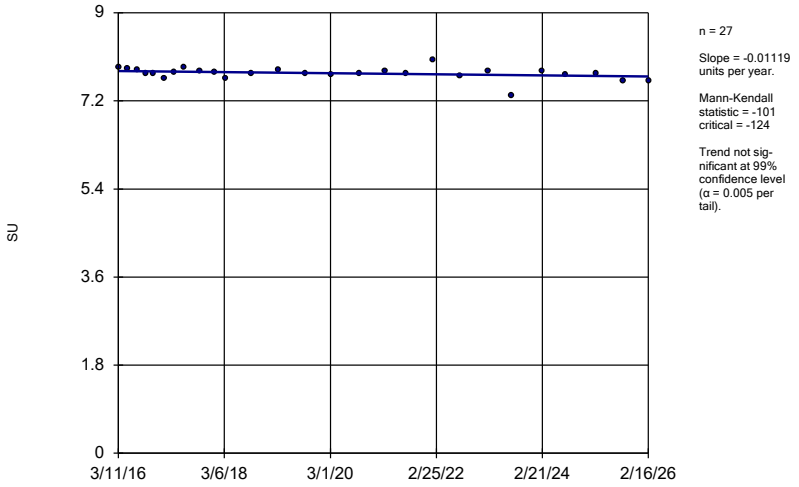

n = 27

Slope = -0.01119 units per year.

Mann-Kendall statistic = -101 critical = -124

Trend not significant at 99% confidence level (α = 0.005 per tail).

Constituent: pH, Field Analysis Run 4/22/2026 10:43 AM View: Appendix III Trend Tests

Plant Bowen Client: Southern Company Data: Bowen 1, 2, 9, & 10

Sanitas™ v.10.1.06d Software licensed to Groundwater Stats Consulting. UG

Sen's Slope Estimator

GWA-50 (bg)

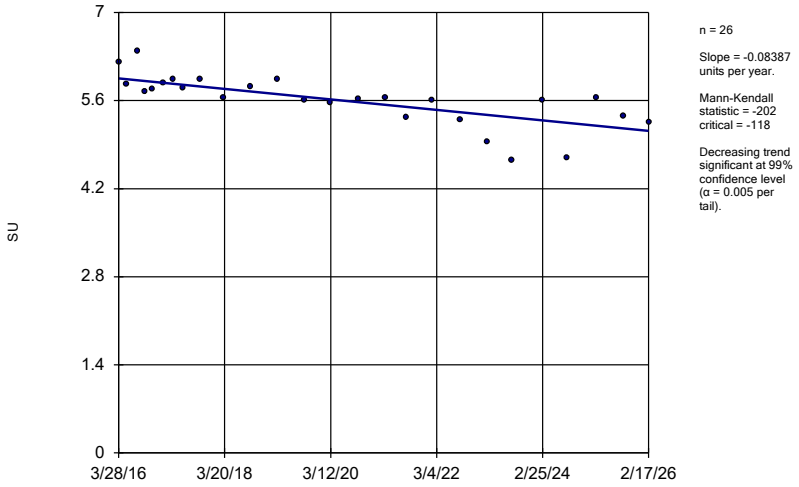

n = 26

Slope = -0.08387 units per year.

Mann-Kendall statistic = -202 critical = -118

Decreasing trend significant at 99% confidence level (α = 0.005 per tail).

Constituent: pH, Field Analysis Run 4/22/2026 10:43 AM View: Appendix III Trend Tests

Plant Bowen Client: Southern Company Data: Bowen 1, 2, 9, & 10

Sanitas™ v.10.1.06d Software licensed to Groundwater Stats Consulting. UG

Sen's Slope Estimator

GWA-50R (bg)

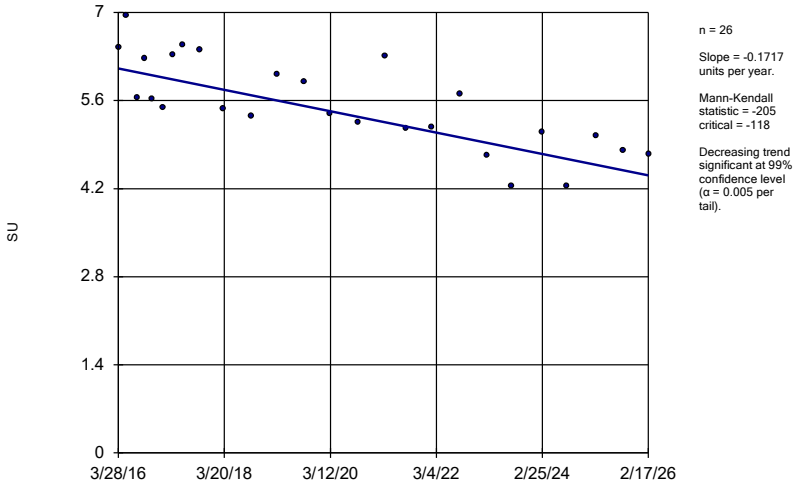

n = 26

Slope = -0.1717 units per year.

Mann-Kendall statistic = -205 critical = -118

Decreasing trend significant at 99% confidence level (α = 0.005 per tail).

Constituent: pH, Field Analysis Run 4/22/2026 10:43 AM View: Appendix III Trend Tests

Plant Bowen Client: Southern Company Data: Bowen 1, 2, 9, & 10

Sanitas™ v.10.1.06d Software licensed to Groundwater Stats Consulting. UG

Sen's Slope Estimator

GWC-44

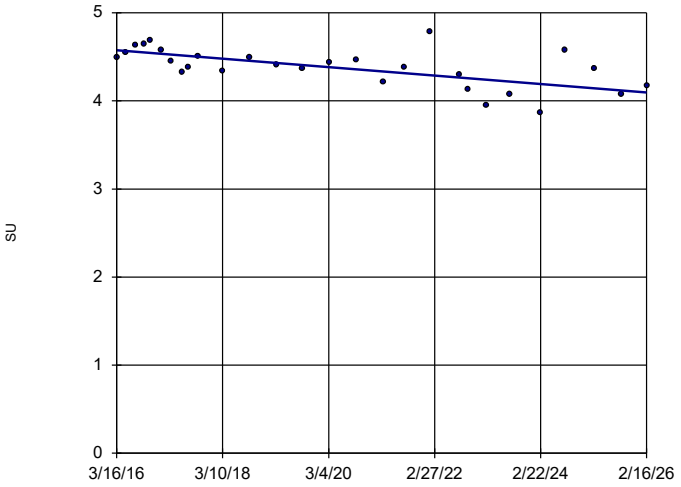

n = 28

Slope = -0.04842 units per year.

Mann-Kendall statistic = -181
critical = -131

Decreasing trend significant at 99% confidence level (α = 0.005 per tail).

Constituent: pH, Field Analysis Run 4/22/2026 10:43 AM View: Appendix III Trend Tests

Plant Bowen Client: Southern Company Data: Bowen 1, 2, 9, & 10

FIGURE O.

Appendix I Intrawell Prediction Limits - Resample - All Results (No Significant)

Plant Bowen Client: Southern Company Data: Bowen 1, 2, 9, & 10 Printed 6/10/2026, 11:00 AM

Constituent	Well	Upper Lim.	Lower Lim.	Date	Observ.	Sig.	Bg N	%NDs	ND Adj.	Transform	Alpha	Method
Beryllium (mg/L)	GWC-5	0.0009	n/a	5/13/2026	0.00064	No	47	38.3	n/a	n/a	0.0008745	NP Intra (normality) 1 of 2

Sanitas™ v.10.1.06e Software licensed to Groundwater Stats Consulting. UG
Hollow symbols indicate censored values.

Within Limit

Prediction Limit

Intrawell Non-parametric

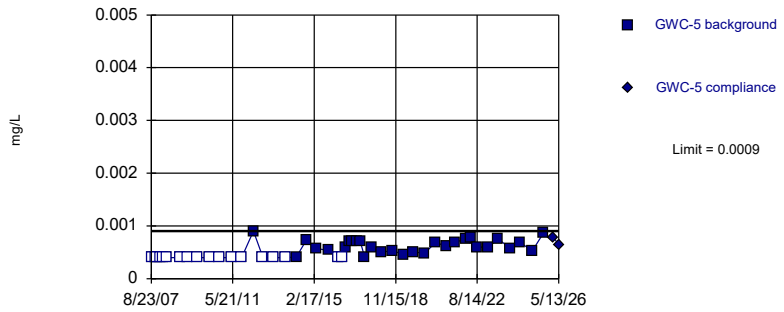

Non-parametric test used in lieu of parametric prediction limit because the Shapiro Wilk normality test showed the data to be non-normal at the 0.01 alpha level. Limit is highest of 47 background values. 38.3% NDs. Well-constituent pair annual alpha = 0.001748. Individual comparison alpha = 0.0008745 (1 of 2).

Constituent: Beryllium Analysis Run 6/10/2026 10:59 AM View: Appendix I Intrawell - Resample

Plant Bowen Client: Southern Company Data: Bowen 1, 2, 9, & 10

Prediction Limit

Constituent: Beryllium (mg/L) Analysis Run 6/10/2026 11:00 AM View: Appendix I Intrawell - Resample

Plant Bowen Client: Southern Company Data: Bowen 1, 2, 9, & 10

	GWC-5	GWC-5
8/23/2007	<0.0004	
10/25/2007	<0.0004	
11/19/2007	<0.0004	
1/23/2008	<0.0004	
3/11/2008	<0.0004	
5/12/2008	<0.0004	
12/11/2008	<0.0004	
4/15/2009	<0.0004	
10/9/2009	<0.0004	
5/4/2010	<0.0004	
10/12/2010	<0.0004	
4/28/2011	<0.0004	
10/19/2011	<0.0004	
5/2/2012	0.0009	
10/9/2012	<0.0004	
4/11/2013	<0.0004	
10/16/2013	<0.0004	
4/23/2014	0.00041 (J)	
10/3/2014	0.00073 (J)	
3/31/2015	0.00057 (J)	
10/12/2015	0.00054 (J)	
3/28/2016	<0.0004	
5/25/2016	<0.0004	
8/1/2016	0.0006 (J)	
9/27/2016	0.0007 (J)	
11/11/2016	0.0007 (J)	
1/31/2017	0.0007 (J)	
4/3/2017	0.0007 (J)	
6/12/2017	0.0004 (J)	
10/3/2017	0.0006 (J)	
3/19/2018	0.0005 (J)	
9/17/2018	0.00053 (J)	
3/20/2019	0.00046 (J)	
9/16/2019	0.00051 (J)	
3/16/2020	0.00048 (J)	
9/16/2020	0.00069 (J)	
3/17/2021	0.00061	
8/9/2021	0.00069	
2/2/2022	0.00075	
4/28/2022	0.00078	
8/16/2022	0.0006	
2/20/2023	0.0006	
7/28/2023	0.00076	
2/26/2024	0.00057	
8/8/2024	0.00068	
2/27/2025	0.00053	
9/3/2025	0.00087	
2/19/2026		0.00078
5/13/2026		0.00064 (R)

ND substitution: RL or RL/2 if <15% NDs.

FIGURE P.

Appendix III Intrawell Prediction Limits - Resample - All Results (No Significant)

Plant Bowen Client: Southern Company Data: Bowen 1, 2, 9, & 10 Printed 6/10/2026, 11:08 AM

Constituent	Well	Upper Lim.	Lower Lim.	Date	Observ.	Sig.	Bg N	%NDs	ND Adj.	Transform	Alpha	Method
Calcium (mg/L)	GWC-5	9.83	n/a	5/13/2026	1.3	No	25	0	None	ln(x)	0.0002894	Param Intra 1 of 2
Calcium (mg/L)	GWC-48	10.48	n/a	5/13/2026	4.6	No	25	4	None	sqrt(x)	0.0002894	Param Intra 1 of 2
Sulfate (mg/L)	GWC-5	2.057	n/a	5/13/2026	0.91J	No	25	0	None	No	0.0002894	Param Intra 1 of 2
Sulfate (mg/L)	GWC-48	36.05	n/a	5/13/2026	10.4	No	27	0	None	ln(x)	0.0002894	Param Intra 1 of 2

Sanitas™ v.10.1.06e Software licensed to Groundwater Stats Consulting. UG

Within Limit

Prediction Limit

Intrawell Parametric

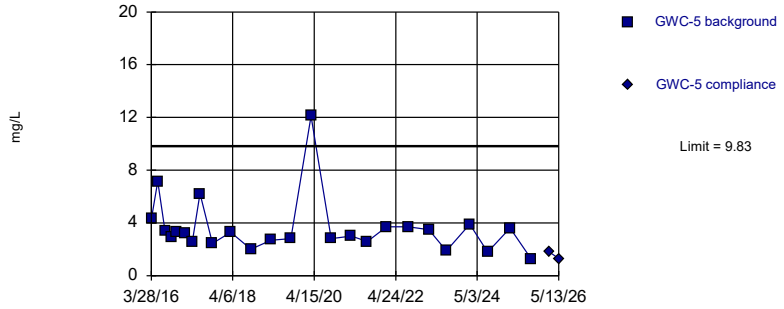

Background Data Summary (based on natural log transformation): Mean=1.169, Std. Dev.=0.4531, n=25. Normality test: Shapiro Wilk @alpha = 0.01, calculated = 0.9249, critical = 0.888. Kappa = 2.464 (c=7, w=26, 1 of 2, event alpha = 0.05132). Report alpha = 0.0002894.

Constituent: Calcium Analysis Run 6/10/2026 11:06 AM View: Appendix III Intrawell - Resample

Plant Bowen Client: Southern Company Data: Bowen 1, 2, 9, & 10

Sanitas™ v.10.1.06e Software licensed to Groundwater Stats Consulting. UG

Hollow symbols indicate censored values.

Within Limit

Prediction Limit

Intrawell Parametric

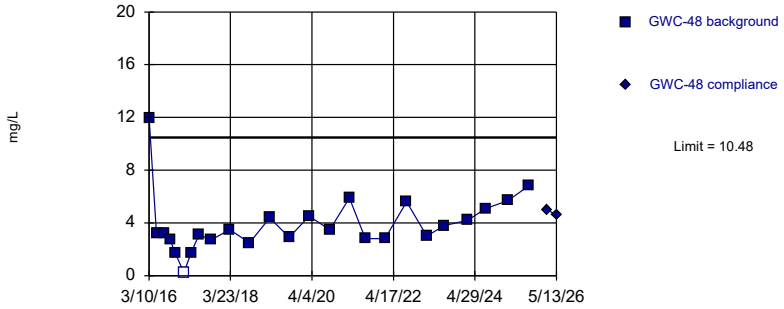

Background Data Summary (based on square root transformation): Mean=1.904, Std. Dev.=0.5412, n=25, 4% NDs. Normality test: Shapiro Wilk @alpha = 0.01, calculated = 0.9266, critical = 0.888. Kappa = 2.464 (c=7, w=26, 1 of 2, event alpha = 0.05132). Report alpha = 0.0002894.

Constituent: Calcium Analysis Run 6/10/2026 11:07 AM View: Appendix III Intrawell - Resample

Plant Bowen Client: Southern Company Data: Bowen 1, 2, 9, & 10

Sanitas™ v.10.1.06e Software licensed to Groundwater Stats Consulting. UG

Within Limit

Prediction Limit

Intrawell Parametric

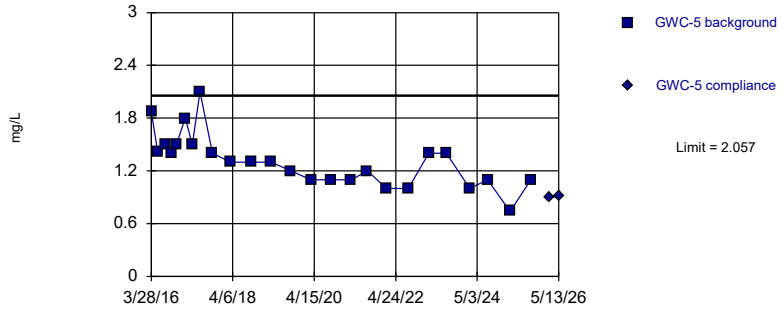

Background Data Summary: Mean=1.313, Std. Dev.=0.3018, n=25. Normality test: Shapiro Wilk @alpha = 0.01, calculated = 0.9399, critical = 0.888. Kappa = 2.464 (c=7, w=26, 1 of 2, event alpha = 0.05132). Report alpha = 0.0002894.

Constituent: Sulfate Analysis Run 6/10/2026 11:07 AM View: Appendix III Intrawell - Resample

Plant Bowen Client: Southern Company Data: Bowen 1, 2, 9, & 10

Sanitas™ v.10.1.06e Software licensed to Groundwater Stats Consulting. UG

Within Limit

Prediction Limit

Intrawell Parametric

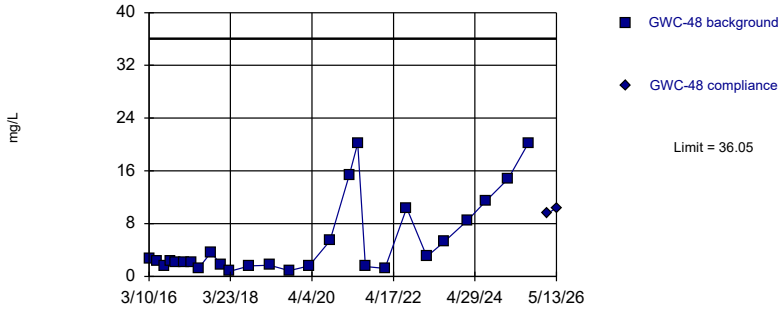

Background Data Summary (based on natural log transformation): Mean=1.184, Std. Dev.=0.9849, n=27. Normality test: Shapiro Wilk @alpha = 0.01, calculated = 0.9047, critical = 0.894. Kappa = 2.438 (c=7, w=26, 1 of 2, event alpha = 0.05132). Report alpha = 0.0002894.

Constituent: Sulfate Analysis Run 6/10/2026 11:07 AM View: Appendix III Intrawell - Resample

Plant Bowen Client: Southern Company Data: Bowen 1, 2, 9, & 10

Prediction Limit

Constituent: Calcium (mg/L) Analysis Run 6/10/2026 11:08 AM View: Appendix III Intrawell - Resample

Plant Bowen Client: Southern Company Data: Bowen 1, 2, 9, & 10

	GWC-5	GWC-5
3/28/2016	4.29	
5/25/2016	7.15	
8/1/2016	3.35	
9/27/2016	2.89	
11/11/2016	3.33	
1/31/2017	3.21	
4/3/2017	2.57	
6/12/2017	6.22	
10/3/2017	2.45	
3/19/2018	3.3	
9/17/2018	2	
3/20/2019	2.7	
9/16/2019	2.8	
3/16/2020	12.1	
9/16/2020	2.8	
3/17/2021	3	
8/9/2021	2.6	
2/2/2022	3.7	
8/16/2022	3.7	
2/20/2023	3.5	
7/28/2023	1.9	
2/26/2024	3.9	
8/8/2024	1.8	
2/27/2025	3.6	
9/3/2025	1.3	
2/19/2026		1.8
5/13/2026		1.3 (R)

Prediction Limit

Constituent: Calcium (mg/L) Analysis Run 6/10/2026 11:08 AM View: Appendix III Intrawell - Resample

Plant Bowen Client: Southern Company Data: Bowen 1, 2, 9, & 10

	GWC-48	GWC-48
3/10/2016	12	
5/17/2016	3.25	
7/27/2016	3.2	
9/20/2016	2.72	
11/4/2016	1.69	
1/23/2017	<0.5	
3/28/2017	1.72	
6/8/2017	3.11	
9/29/2017	2.71	
3/15/2018	3.5	
9/13/2018	2.5	
3/15/2019	4.4	
9/11/2019	2.9	
3/9/2020	4.5	
9/14/2020	3.5	
3/11/2021	5.9	
8/4/2021	2.8	
1/31/2022	2.8	
8/15/2022	5.6	
2/15/2023	3	
7/26/2023	3.8	
2/21/2024	4.2	
8/5/2024	5.1	
2/26/2025	5.7	
8/29/2025	6.8	
2/17/2026		5
5/13/2026		4.6 (R)

ND substitution: RL or RL/2 if <15% NDs.

Prediction Limit

Constituent: Sulfate (mg/L) Analysis Run 6/10/2026 11:08 AM View: Appendix III Intrawell - Resample

Plant Bowen Client: Southern Company Data: Bowen 1, 2, 9, & 10

	GWC-5	GWC-5
3/28/2016	1.87	
5/25/2016	1.41	
8/1/2016	1.5	
9/27/2016	1.4	
11/11/2016	1.5	
1/31/2017	1.8	
4/3/2017	1.5	
6/12/2017	2.1	
10/3/2017	1.4	
3/19/2018	1.3	
9/17/2018	1.3	
3/20/2019	1.3	
9/16/2019	1.2	
3/16/2020	1.1	
9/16/2020	1.1	
3/17/2021	1.1	
8/9/2021	1.2	
2/2/2022	1	
8/16/2022	1	
2/20/2023	1.4	
7/28/2023	1.4	
2/26/2024	1	
8/8/2024	1.1	
2/27/2025	0.74 (J)	
9/3/2025	1.1	
2/19/2026		0.9 (J)
5/13/2026		0.91 (JR)

Prediction Limit

Constituent: Sulfate (mg/L) Analysis Run 6/10/2026 11:08 AM View: Appendix III Intrawell - Resample

Plant Bowen Client: Southern Company Data: Bowen 1, 2, 9, & 10

	GWC-48	GWC-48
3/10/2016	2.6569	
5/17/2016	2.39	
7/27/2016	1.6	
9/20/2016	2.4	
11/4/2016	2.1	
1/23/2017	2.1	
3/28/2017	2.1	
6/8/2017	1.3	
9/29/2017	3.7	
12/28/2017	1.7	
3/15/2018	0.76 (J)	
9/13/2018	1.6	
3/15/2019	1.7	
9/11/2019	0.86 (J)	
3/9/2020	1.6	
9/14/2020	5.4	
3/11/2021	15.4	
5/26/2021	20.2	
8/4/2021	1.5	
1/31/2022	1.2	
8/15/2022	10.4	
2/15/2023	3	
7/26/2023	5.3	
2/21/2024	8.5	
8/5/2024	11.4	
2/26/2025	14.8	
8/29/2025	20.2	
2/17/2026		9.5
5/13/2026		10.4 (R)

FIGURE Q.

Appendix I Interwell Prediction Limits - Resample - All/Significant Results

Plant Bowen Client: Southern Company Data: Bowen 1, 2, 9, & 10 Printed 6/10/2026, 11:02 AM

Constituent	Well	Upper Lim.	Lower Lim.	Date	Observ.	Sig.	Bg N	%NDs	ND Adj.	Transform	Alpha	Method
Mercury (mg/L)	**GWC-48**	**0.0002**	**n/a**	**5/13/2026**	**0.00067**	**Yes**	**515**	**93.59**	**n/a**	**n/a**	**0.00004896**	**NP Inter (NDs) 1 of 2**

Sanitas™ v.10.1.06e Software licensed to Groundwater Stats Consulting. UG
Hollow symbols indicate censored values.

Exceeds Limit: GWC-48

Prediction Limit

Interwell Non-parametric

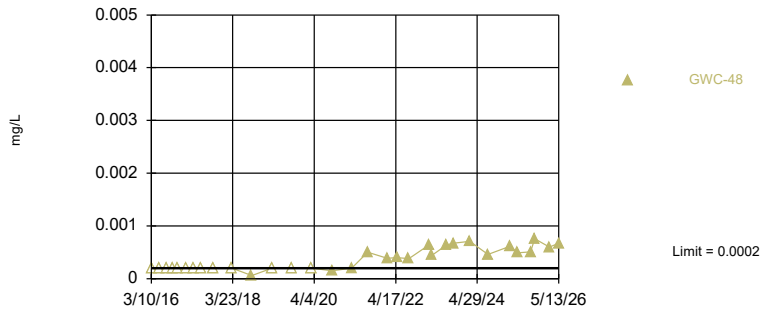

Non-parametric test used in lieu of parametric prediction limit because censored data exceeded 50%. Limit is highest of 515 background values. 93.59% NDs. Annual per-constituent alpha = 0.002543. Individual comparison alpha = 0.00004896 (1 of 2). Assumes 25 future values.

Constituent: Mercury Analysis Run 6/10/2026 11:01 AM View: Appendix I Interwell - Resample

Plant Bowen Client: Southern Company Data: Bowen 1, 2, 9, & 10

Prediction Limit

Constituent: Mercury (mg/L) Analysis Run 6/10/2026 11:02 AM View: Appendix I Interwell - Resample

Plant Bowen Client: Southern Company Data: Bowen 1, 2, 9, & 10

	GWA-1 (bg)	GWA-2 (bg)	GWA-3A (bg)	GWA-2R (bg)	GWA-50R (bg)	GWA-50 (bg)	GWA-4RZ (bg)	GWC-48	GWA-42 (bg)
8/23/2007	<0.0002	<0.0002	<0.0002	<0.0002					
10/23/2007	<0.0002								
10/24/2007		<0.0002		<0.0002					
11/2/2007			<0.0002						
11/18/2007	<0.0002	<0.0002	<0.0002	<0.0002					
1/30/2008	<0.0002								
1/31/2008		<0.0002	<0.0002	<0.0002					
3/10/2008	<0.0002			<0.0002					
3/11/2008		<0.0002	<0.0002						
5/6/2008		0.000175							
5/13/2008	<0.0002			<0.0002					
5/14/2008			<0.0002						
12/4/2008		<0.0002		<0.0002					
12/5/2008	<0.0002		<0.0002						
12/12/2008					<0.0002	<0.0002			
4/15/2009	<0.0002		<0.0002						
4/21/2009		<0.0002		<0.0002					
4/23/2009					<0.0002	<0.0002			
5/20/2009							<0.0002		
10/6/2009					<0.0002	<0.0002			
10/7/2009	<0.0002	<0.0002							
10/8/2009			<0.0002	<0.0002					
10/19/2009							<0.0002		
4/21/2010				<0.0002					
4/26/2010		<0.0002							
4/27/2010						<0.0002	<0.0002		
4/28/2010			<0.0002						
5/3/2010	<0.0002				<0.0002				
9/28/2010				<0.0002					
9/30/2010						<0.0002			
10/4/2010		<0.0002					<0.0002		
10/6/2010			<0.0002						
10/11/2010					<0.0002				
10/12/2010	<0.0002								
4/12/2011				<0.0002					
4/13/2011		<0.0002							
4/14/2011						<0.0002	<0.0002		
4/21/2011			<0.0002						
4/27/2011	<0.0002				<0.0002				
10/4/2011				<0.0002					
10/5/2011		<0.0002				<0.0002	<0.0002		
10/13/2011			<0.0002						
10/17/2011	<0.0002								
10/19/2011					<0.0002				
4/3/2012				<0.0002					
4/11/2012		<0.0002				<0.0002	<0.0002		
5/1/2012			<0.0002		<0.0002				
5/2/2012	<0.0002								
10/2/2012					<0.0002	<0.0002	<0.0002		
10/8/2012	<0.0002								
10/9/2012		<0.0002	<0.0002	<0.0002					
4/9/2013						<0.0002			

ND substitution: RL or RL/2 if <15% NDs.

Prediction Limit

Constituent: Mercury (mg/L) Analysis Run 6/10/2026 11:02 AM View: Appendix I Interwell - Resample

Plant Bowen Client: Southern Company Data: Bowen 1, 2, 9, & 10

	GWA-1 (bg)	GWA-2 (bg)	GWA-3A (bg)	GWA-2R (bg)	GWA-50R (bg)	GWA-50 (bg)	GWA-4RZ (bg)	GWC-48	GWA-42 (bg)
4/10/2013					<0.0002				
4/11/2013			<0.0002	<0.0002			<0.0002		
4/12/2013	<0.0002								
4/15/2013		<0.0002							
10/15/2013		<0.0002				<0.0002			
10/16/2013	<0.0002		<0.0002	<0.0002	<0.0002				
10/21/2013							<0.0002		
4/10/2014				<0.0002		<0.0002			
4/11/2014	<0.0002								
4/22/2014		<0.0002			<0.0002				
4/23/2014			<0.0002				<0.0002		
9/30/2014	<0.0002	<0.0002		<0.0002					
10/1/2014					<0.0002	<0.0002			
10/4/2014			<0.0002				<0.0002		
3/30/2015	<0.0002	<0.0002		<0.0002	<0.0002	2.02E-05 (J)			
3/31/2015			<0.0002				<0.0002		
10/11/2015					<0.0002	<0.0002	<0.0002		
10/12/2015			<0.0002						
10/13/2015	<0.0002	<0.0002		<0.0002					
3/10/2016								<0.0002	
3/11/2016									<0.0002
3/14/2016									
3/15/2016									
3/22/2016	<0.0002								
3/23/2016		<0.0002	<0.0002	<0.0002					
3/28/2016					<0.0002	<0.0002			
5/11/2016									
5/12/2016									
5/13/2016									
5/16/2016									<0.0002
5/17/2016								<0.0002	
5/19/2016	<0.0002			<0.0002					
5/20/2016		<0.0002							
5/23/2016			<0.0002			<0.0002			
5/25/2016					<0.0002				
7/19/2016									
7/20/2016									
7/21/2016									
7/22/2016									<0.0002
7/27/2016								<0.0002	
7/29/2016	<0.0002	<0.0002	<0.0002	<0.0002					
8/1/2016					<0.0002	<0.0002			
9/15/2016									
9/16/2016									
9/19/2016									<0.0002
9/20/2016								<0.0002	
9/21/2016									
9/22/2016			<0.0002	<0.0002					
9/23/2016	<0.0002	<0.0002							
9/26/2016					<0.0002	<0.0002			
11/2/2016									
11/3/2016									<0.0002

ND substitution: RL or RL/2 if <15% NDs.

Prediction Limit

Constituent: Mercury (mg/L) Analysis Run 6/10/2026 11:02 AM View: Appendix I Interwell - Resample

Plant Bowen Client: Southern Company Data: Bowen 1, 2, 9, & 10

	GWA-1 (bg)	GWA-2 (bg)	GWA-3A (bg)	GWA-2R (bg)	GWA-50R (bg)	GWA-50 (bg)	GWA-4RZ (bg)	GWC-48	GWA-42 (bg)
11/4/2016								<0.0002	
11/9/2016	<0.0002	<0.0002							
11/10/2016			<0.0002	<0.0002		<0.0002			
11/11/2016					<0.0002				
1/17/2017									<0.0002
1/18/2017									
1/23/2017								<0.0002	
1/30/2017	<0.0002				<0.0002	<0.0002			
1/31/2017		5E-05 (J)	5E-05 (J)	<0.0002					
2/21/2017									
2/22/2017							<0.0002		
3/24/2017									
3/27/2017									<0.0002
3/28/2017								<0.0002	
3/30/2017	6E-05 (J)	6E-05 (J)	<0.0002						
4/3/2017				<0.0002	<0.0002				
4/7/2017						0.00015 (J)	0.00012 (J)		
5/24/2017									
6/6/2017									
6/7/2017									<0.0002
6/8/2017								<0.0002	
6/9/2017	<0.0002			<0.0002					
6/12/2017		4E-05 (J)	<0.0002		4E-05 (J)	5E-05 (J)			
6/14/2017							7.2E-05 (J)		
7/12/2017							<0.0002		
7/17/2017									
7/20/2017							<0.0002		
7/27/2017									
7/28/2017							<0.0002		
8/9/2017							<0.0002		
8/24/2017							<0.0002		
9/22/2017									
9/25/2017									
9/26/2017									<0.0002
9/29/2017								<0.0002	
10/2/2017	<0.0002	<0.0002		<0.0002	<0.0002	<0.0002			
10/3/2017							<0.0002		
10/4/2017			<0.0002						
3/14/2018									<0.0002
3/15/2018								<0.0002	
3/16/2018	<0.0002			<0.0002	<0.0002	<0.0002			
3/19/2018		<0.0002	<0.0002						
3/21/2018							<0.0002		
9/12/2018									
9/13/2018								6.2E-05 (J)	
9/14/2018		<0.0002		<0.0002					3.8E-05 (J)
9/17/2018	<0.0002		<0.0002			<0.0002			
9/18/2018					<0.0002		4.1E-05 (J)		
3/13/2019									
3/14/2019									<0.0002
3/15/2019								<0.0002	
3/19/2019				<0.0002	<0.0002	<0.0002			

ND substitution: RL or RL/2 if <15% NDs.

Prediction Limit

Constituent: Mercury (mg/L) Analysis Run 6/10/2026 11:02 AM View: Appendix I Interwell - Resample

Plant Bowen Client: Southern Company Data: Bowen 1, 2, 9, & 10

	GWA-1 (bg)	GWA-2 (bg)	GWA-3A (bg)	GWA-2R (bg)	GWA-50R (bg)	GWA-50 (bg)	GWA-4RZ (bg)	GWC-48	GWA-42 (bg)
3/20/2019	4E-05 (J)	3.9E-05 (J)	<0.0002						
3/21/2019							6.8E-05 (J)		
9/9/2019									
9/10/2019									<0.0002
9/11/2019								<0.0002	
9/12/2019	<0.0002	<0.0002			<0.0002				
9/13/2019			<0.0002	<0.0002		<0.0002	<0.0002		
3/6/2020									<0.0002
3/9/2020								<0.0002	
3/11/2020	<0.0002	<0.0002	<0.0002	<0.0002	<0.0002	<0.0002			
3/12/2020							<0.0002		
9/10/2020									<0.0002
9/11/2020									
9/14/2020								0.00015 (J)	
9/15/2020	<0.0002	<0.0002		<0.0002	<0.0002				
9/16/2020						<0.0002			
9/17/2020							<0.0002		
3/10/2021									
3/11/2021								0.0002 (J)	<0.0002
3/12/2021									
3/16/2021	<0.0002			<0.0002			<0.0002		
3/17/2021		<0.0002			<0.0002	<0.0002			
3/29/2021			<0.0002						
8/4/2021								0.0005	8E-05 (J)
8/5/2021									
8/6/2021									
8/9/2021	<0.0002	<0.0002	<0.0002	<0.0002	<0.0002	<0.0002			
8/10/2021							<0.0002		
1/31/2022								0.00039	<0.0002
2/1/2022	<0.0002	<0.0002		<0.0002		<0.0002			
2/2/2022			<0.0002		<0.0002				
2/3/2022							<0.0002		
4/28/2022								0.0004	
8/10/2022									<0.0002
8/11/2022									
8/12/2022									
8/15/2022								0.00038	
8/16/2022	<0.0002	<0.0002	<0.0002	<0.0002		<0.0002			
8/17/2022					<0.0002		<0.0002		
2/13/2023									0.00014 (J)
2/14/2023									
2/15/2023								0.00064	
2/16/2023	0.00017 (J)	0.00013 (J)		<0.0002	<0.0002	<0.0002			
2/17/2023			0.00013 (J)				<0.0002		
3/16/2023								0.00045	
7/25/2023									
7/26/2023								0.00064	<0.0002
7/27/2023	<0.0002	<0.0002		<0.0002					
7/28/2023					<0.0002	<0.0002	<0.0002		
8/1/2023			<0.0002						
9/26/2023								0.00067	
2/19/2024									

ND substitution: RL or RL/2 if <15% NDs.

Prediction Limit

Constituent: Mercury (mg/L) Analysis Run 6/10/2026 11:02 AM View: Appendix I Interwell - Resample

Plant Bowen Client: Southern Company Data: Bowen 1, 2, 9, & 10

	GWA-1 (bg)	GWA-2 (bg)	GWA-3A (bg)	GWA-2R (bg)	GWA-50R (bg)	GWA-50 (bg)	GWA-4RZ (bg)	GWC-48	GWA-42 (bg)
2/20/2024									<0.0002
2/21/2024								0.00071	
2/22/2024	<0.0002	<0.0002	<0.0002		<0.0002	<0.0002			
2/26/2024				<0.0002					
2/27/2024							<0.0002		
8/1/2024									<0.0002
8/2/2024									
8/5/2024								0.00046	
8/6/2024				<0.0002					
8/7/2024	<0.0002	<0.0002							
8/8/2024			<0.0002		<0.0002	<0.0002	<0.0002		
2/25/2025									<0.0002
2/26/2025			<0.0002					0.00062	
2/27/2025	<0.0002	<0.0002		<0.0002		<0.0002			
2/28/2025					<0.0002		<0.0002		
5/1/2025								0.00049	
8/27/2025									
8/28/2025									<0.0002
8/29/2025								0.00051	
9/2/2025	<0.0002	<0.0002	<0.0002	<0.0002	<0.0002	<0.0002			
9/3/2025							<0.0002		
10/8/2025								0.00076 (R)	
2/16/2026									<0.0002
2/17/2026			<0.0002		<0.0002	<0.0002		0.0006	
2/18/2026	<0.0002	<0.0002		<0.0002			<0.0002		
5/13/2026								0.00067 (R)	

Prediction Limit

Constituent: Mercury (mg/L) Analysis Run 6/10/2026 11:02 AM View: Appendix I Interwell - Resample

Plant Bowen Client: Southern Company Data: Bowen 1, 2, 9, & 10

	GWA-43 (bg)	GWA-43R (bg)	GWA-39Z (bg)	GWA-41R (bg)	GWA-41 (bg)	GWA-40 (bg)	GWA-39RZ (bg)
8/23/2007							
10/23/2007							
10/24/2007							
11/2/2007							
11/18/2007							
1/30/2008							
1/31/2008							
3/10/2008							
3/11/2008							
5/6/2008							
5/13/2008							
5/14/2008							
12/4/2008							
12/5/2008							
12/12/2008							
4/15/2009							
4/21/2009							
4/23/2009							
5/20/2009							
10/6/2009							
10/7/2009							
10/8/2009							
10/19/2009							
4/21/2010							
4/26/2010							
4/27/2010							
4/28/2010							
5/3/2010							
9/28/2010							
9/30/2010							
10/4/2010							
10/6/2010							
10/11/2010							
10/12/2010							
4/12/2011							
4/13/2011							
4/14/2011							
4/21/2011							
4/27/2011							
10/4/2011							
10/5/2011							
10/13/2011							
10/17/2011							
10/19/2011							
4/3/2012							
4/11/2012							
5/1/2012							
5/2/2012							
10/2/2012							
10/8/2012							
10/9/2012							
4/9/2013							

Prediction Limit

Constituent: Mercury (mg/L) Analysis Run 6/10/2026 11:02 AM View: Appendix I Interwell - Resample

Plant Bowen Client: Southern Company Data: Bowen 1, 2, 9, & 10

	GWA-43 (bg)	GWA-43R (bg)	GWA-39Z (bg)	GWA-41R (bg)	GWA-41 (bg)	GWA-40 (bg)	GWA-39RZ (bg)
4/10/2013							
4/11/2013							
4/12/2013							
4/15/2013							
10/15/2013							
10/16/2013							
10/21/2013							
4/10/2014							
4/11/2014							
4/22/2014							
4/23/2014							
9/30/2014							
10/1/2014							
10/4/2014							
3/30/2015							
3/31/2015							
10/11/2015							
10/12/2015							
10/13/2015							
3/10/2016							
3/11/2016	<0.0002	<0.0002					
3/14/2016			<0.0002				
3/15/2016				<0.0002	<0.0002	<0.0002	
3/22/2016							
3/23/2016							
3/28/2016							
5/11/2016			<0.0002			<0.0002	
5/12/2016					<0.0002		
5/13/2016	<0.0002	<0.0002		<0.0002			
5/16/2016							
5/17/2016							
5/19/2016							
5/20/2016							
5/23/2016							
5/25/2016							
7/19/2016	<0.0002	<0.0002	<0.0002				
7/20/2016					<0.0002		
7/21/2016				<0.0002		<0.0002	
7/22/2016							
7/27/2016							
7/29/2016							
8/1/2016							
9/15/2016			<0.0002		<0.0002	<0.0002	
9/16/2016	<0.0002	<0.0002					
9/19/2016							
9/20/2016							
9/21/2016				<0.0002			
9/22/2016							
9/23/2016							
9/26/2016							
11/2/2016	<0.0002	<0.0002	<0.0002				
11/3/2016				<0.0002	<0.0002	<0.0002	

Prediction Limit

Constituent: Mercury (mg/L) Analysis Run 6/10/2026 11:02 AM View: Appendix I Interwell - Resample

Plant Bowen Client: Southern Company Data: Bowen 1, 2, 9, & 10

	GWA-43 (bg)	GWA-43R (bg)	GWA-39Z (bg)	GWA-41R (bg)	GWA-41 (bg)	GWA-40 (bg)	GWA-39RZ (bg)
11/4/2016							
11/9/2016							
11/10/2016							
11/11/2016							
1/17/2017				<0.0002		<0.0002	
1/18/2017	<0.0002	<0.0002	<0.0002		<0.0002		
1/23/2017							
1/30/2017							
1/31/2017							
2/21/2017							<0.0002
2/22/2017							
3/24/2017					<0.0002	<0.0002	
3/27/2017				<0.0002			<0.0002
3/28/2017	<0.0002	<0.0002	<0.0002				
3/30/2017							
4/3/2017							
4/7/2017							
5/24/2017						<0.0002	
6/6/2017	<0.0002	<0.0002		<0.0002	<0.0002		
6/7/2017			<0.0002				
6/8/2017							<0.0002
6/9/2017							
6/12/2017							
6/14/2017							
7/12/2017							
7/17/2017							<0.0002
7/20/2017							
7/27/2017							<0.0002
7/28/2017							
8/9/2017							<0.0002
8/24/2017							
9/22/2017	<0.0002	<0.0002					
9/25/2017				<0.0002	<0.0002		
9/26/2017			<0.0002			<0.0002	
9/29/2017							<0.0002
10/2/2017							
10/3/2017							
10/4/2017							
3/14/2018	<0.0002		<0.0002	<0.0002	<0.0002	<0.0002	
3/15/2018		<0.0002					
3/16/2018							<0.0002
3/19/2018							
3/21/2018							
9/12/2018	<0.0002	3.9E-05 (J)	<0.0002	<0.0002	<0.0002	3.8E-05 (J)	
9/13/2018							
9/14/2018							4.1E-05 (J)
9/17/2018							
9/18/2018							
3/13/2019	<0.0002	<0.0002				<0.0002	
3/14/2019				<0.0002	<0.0002		<0.0002
3/15/2019			<0.0002				
3/19/2019							

ND substitution: RL or RL/2 if <15% NDs.

Prediction Limit

Constituent: Mercury (mg/L) Analysis Run 6/10/2026 11:02 AM View: Appendix I Interwell - Resample

Plant Bowen Client: Southern Company Data: Bowen 1, 2, 9, & 10

	GWA-43 (bg)	GWA-43R (bg)	GWA-39Z (bg)	GWA-41R (bg)	GWA-41 (bg)	GWA-40 (bg)	GWA-39RZ (bg)
3/20/2019							
3/21/2019							
9/9/2019			<0.0002			<0.0002	
9/10/2019				<0.0002	<0.0002		
9/11/2019	<0.0002	<0.0002					<0.0002
9/12/2019							
9/13/2019							
3/6/2020					<0.0002		
3/9/2020	<0.0002	<0.0002	<0.0002	<0.0002		<0.0002	<0.0002
3/11/2020							
3/12/2020							
9/10/2020			<0.0002	<0.0002	<0.0002		
9/11/2020	<0.0002					<0.0002	
9/14/2020		<0.0002					
9/15/2020							
9/16/2020							<0.0002
9/17/2020							
3/10/2021				<0.0002		<0.0002	
3/11/2021	<0.0002	<0.0002			<0.0002		
3/12/2021			<0.0002				
3/16/2021							<0.0002
3/17/2021							
3/29/2021							
8/4/2021			0.00012 (J)	9.4E-05 (J)	9E-05 (J)	9.4E-05 (J)	
8/5/2021		9.6E-05 (J)					
8/6/2021	<0.0002						<0.0002
8/9/2021							
8/10/2021							
1/31/2022	<0.0002	<0.0002	<0.0002	<0.0002	<0.0002	<0.0002	
2/1/2022							
2/2/2022							<0.0002
2/3/2022							
4/28/2022							
8/10/2022		<0.0002	<0.0002				
8/11/2022	<0.0002			<0.0002	<0.0002		
8/12/2022						<0.0002	
8/15/2022							
8/16/2022							<0.0002
8/17/2022							
2/13/2023		<0.0002	<0.0002	0.00013 (J)	0.00017 (J)	<0.0002	
2/14/2023	<0.0002						<0.0002
2/15/2023							
2/16/2023							
2/17/2023							
3/16/2023							
7/25/2023	<0.0002	<0.0002		<0.0002	<0.0002		<0.0002
7/26/2023			<0.0002			<0.0002	
7/27/2023							
7/28/2023							
8/1/2023							
9/26/2023							
2/19/2024			<0.0002	<0.0002	<0.0002	<0.0002	<0.0002

ND substitution: RL or RL/2 if <15% NDs.

Prediction Limit

Constituent: Mercury (mg/L) Analysis Run 6/10/2026 11:02 AM View: Appendix I Interwell - Resample

Plant Bowen Client: Southern Company Data: Bowen 1, 2, 9, & 10

	GWA-43 (bg)	GWA-43R (bg)	GWA-39Z (bg)	GWA-41R (bg)	GWA-41 (bg)	GWA-40 (bg)	GWA-39RZ (bg)
2/20/2024	<0.0002	<0.0002					
2/21/2024							
2/22/2024							
2/26/2024							
2/27/2024							
8/1/2024			<0.0002	<0.0002	<0.0002	<0.0002	<0.0002
8/2/2024	<0.0002	<0.0002					
8/5/2024							
8/6/2024							
8/7/2024							
8/8/2024							
2/25/2025	<0.0002	<0.0002	<0.0002	<0.0002	<0.0002	<0.0002	
2/26/2025							<0.0002
2/27/2025							
2/28/2025							
5/1/2025							
8/27/2025				<0.0002		<0.0002	
8/28/2025	<0.0002	<0.0002	<0.0002		<0.0002		<0.0002
8/29/2025							
9/2/2025							
9/3/2025							
10/8/2025							
2/16/2026	<0.0002	<0.0002		<0.0002	<0.0002	0.00014 (J)	
2/17/2026							
2/18/2026			<0.0002				<0.0002
5/13/2026							

ND substitution: RL or RL/2 if <15% NDs.

FIGURE R.

Appendix III Interwell Prediction Limits - Resample - All Results (No Significant)

Plant Bowen Client: Southern Company Data: Bowen 1, 2, 9, & 10 Printed 6/10/2026, 11:10 AM

Constituent	Well	Upper Lim.	Lower Lim.	Date	Observ.	Sig.	Bg N	%NDs	ND Adj.	Transform	Alpha	Method
Chloride (mg/L)	GWC-5	11.9	n/a	5/13/2026	0.8J	No	388	0.5155	n/a	n/a	0.00004896	NP Inter (normality) 1 of 2
Chloride (mg/L)	GWC-48	11.9	n/a	5/13/2026	6.4	No	388	0.5155	n/a	n/a	0.00004896	NP Inter (normality) 1 of 2
pH, Field (SU)	GWC-5	8.04	4.24	5/13/2026	5.38	No	392	0	n/a	n/a	0.00009793	NP Inter (normality) 1 of 2
pH, Field (SU)	GWC-48	8.04	4.24	5/13/2026	4.55	No	392	0	n/a	n/a	0.00009793	NP Inter (normality) 1 of 2

Sanitas™ v.10.1.06e Software licensed to Groundwater Stats Consulting. UG
Hollow symbols indicate censored values.

Within Limit

Prediction Limit

Interwell Non-parametric

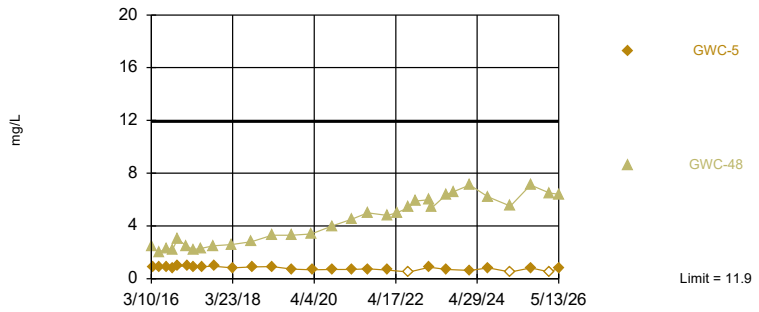

Non-parametric test used in lieu of parametric prediction limit because the Chi Squared normality test showed the data to be non-normal at the 0.01 alpha level. Limit is highest of 388 background values. 0.5155% NDs. Annual per-constituent alpha = 0.002543. Individual comparison alpha = 0.00004896 (1 of 2). Comparing 2 points to limit. Assumes 24 future values.

Constituent: Chloride Analysis Run 6/10/2026 11:09 AM View: Appendix III Interwell - Resample
Plant Bowen Client: Southern Company Data: Bowen 1, 2, 9, & 10

Sanitas™ v.10.1.06e Software licensed to Groundwater Stats Consulting. UG

Within Limits

Prediction Limit

Interwell Non-parametric

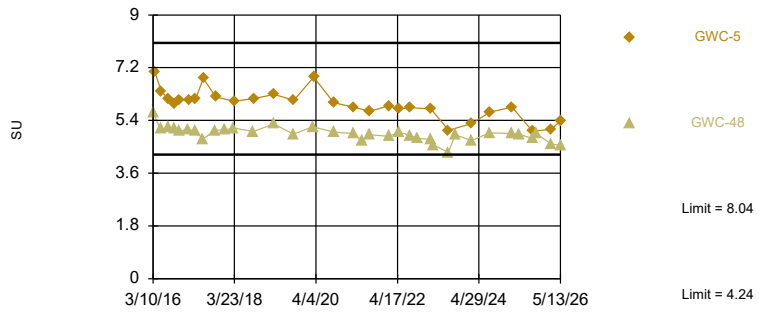

Non-parametric test used in lieu of parametric prediction limit because the Chi Squared normality test showed the data to be non-normal at the 0.01 alpha level. Limits are highest and lowest of 392 background values. Annual per-constituent alpha = 0.005086. Individual comparison alpha = 0.00009793 (1 of 2). Comparing 2 points to limit. Assumes 24 future values.

Constituent: pH, Field Analysis Run 6/10/2026 11:09 AM View: Appendix III Interwell - Resample
Plant Bowen Client: Southern Company Data: Bowen 1, 2, 9, & 10

Prediction Limit

Constituent: Chloride (mg/L) Analysis Run 6/10/2026 11:10 AM View: Appendix III Interwell - Resample

Plant Bowen Client: Southern Company Data: Bowen 1, 2, 9, & 10

	GWC-48	GWA-42 (bg)	GWA-43R (bg)	GWA-43 (bg)	GWA-39Z (bg)	GWA-40 (bg)	GWA-41R (bg)	GWA-41 (bg)	GWA-1 (bg)
3/10/2016	2.4266								
3/11/2016		2.4984	1.9467	1.2562					
3/14/2016					1.795				
3/15/2016						1.1671	6.1465	4.1666	
3/22/2016									1.5101
3/23/2016									
3/28/2016									
5/11/2016					2.04	0.8763			
5/12/2016								1.78	
5/13/2016			2.14	1.32			3.08		
5/16/2016		2.22							
5/17/2016	2.01								
5/19/2016									1.5
5/20/2016									
5/23/2016									
5/25/2016									
7/19/2016			3.1	1.3	2.1				
7/20/2016								1.8	
7/21/2016						1.4	3.7		
7/22/2016		2.6							
7/27/2016	2.3								
7/29/2016									1.7
8/1/2016									
9/15/2016					1.7			1.4	
9/16/2016			3.5	1.2					
9/19/2016		2.5				1.1			
9/20/2016	2.2								
9/21/2016							2.4		
9/22/2016									
9/23/2016									1.8
9/26/2016									
9/27/2016									
11/2/2016			4.7	1.4	1.8				
11/3/2016		3				1.2	3.4	1.6	
11/4/2016	3								
11/9/2016									2
11/10/2016									
11/11/2016									
1/17/2017		2.9				1	1.9		
1/18/2017			4.9	1.2	1.7			1.5	
1/23/2017	2.5								
1/30/2017									1.5
1/31/2017									
2/21/2017									
2/22/2017									
3/24/2017						1.2		1.4	
3/27/2017		3					2.4		
3/28/2017	2.2		4.1	1.4	1.3				
3/30/2017									1.8
4/3/2017									
4/7/2017									
5/24/2017						1.5			

Prediction Limit

Constituent: Chloride (mg/L) Analysis Run 6/10/2026 11:10 AM View: Appendix III Interwell - Resample

Plant Bowen Client: Southern Company Data: Bowen 1, 2, 9, & 10

	GWC-48	GWA-42 (bg)	GWA-43R (bg)	GWA-43 (bg)	GWA-39Z (bg)	GWA-40 (bg)	GWA-41R (bg)	GWA-41 (bg)	GWA-1 (bg)
6/6/2017			3.6	1.4			4.5	2.8	
6/7/2017		3			1.2				
6/8/2017	2.3								
6/9/2017									1.6
6/12/2017									
6/14/2017									
7/12/2017									
7/17/2017									
7/20/2017									
7/27/2017									
7/28/2017									
8/9/2017									
8/24/2017									
9/22/2017			3.9	1.3					
9/25/2017							2.5	1.8	
9/26/2017		3.1			1.7	2.4			
9/29/2017	2.5								
10/2/2017									1.6
10/3/2017									
10/4/2017									
12/28/2017						3.9			
3/14/2018		3.2		1.3	1.4	2.4	4	3	
3/15/2018	2.6		2.8						
3/16/2018									1.7
3/19/2018									
3/21/2018									
9/12/2018			3.1	1.3	1.6	1	2.1	1.4	
9/13/2018	2.8								
9/14/2018		2.3							
9/17/2018									1.6
9/18/2018									
3/13/2019			2.9	1.6		2.2			
3/14/2019		3.6					2.9	2.6	
3/15/2019	3.3				1.7				
3/19/2019									
3/20/2019									1.4
3/21/2019									
9/9/2019					1.2	0.83 (J)			
9/10/2019		2					1.7	1.1	
9/11/2019	3.3		3.1	1.3					
9/12/2019									1.3
9/13/2019									
9/16/2019									
3/6/2020		2.7						1.3	
3/9/2020	3.4		2.2	1.2	1.2	1.5	1.3		
3/11/2020									1.4
3/12/2020									
3/16/2020									
9/10/2020		2			1.2		1.4	1.2	
9/11/2020				1.3		0.77 (J)			
9/14/2020	4		3.3						
9/15/2020									1.3

Prediction Limit

Constituent: Chloride (mg/L) Analysis Run 6/10/2026 11:10 AM View: Appendix III Interwell - Resample

Plant Bowen Client: Southern Company Data: Bowen 1, 2, 9, & 10

	GWC-48	GWA-42 (bg)	GWA-43R (bg)	GWA-43 (bg)	GWA-39Z (bg)	GWA-40 (bg)	GWA-41R (bg)	GWA-41 (bg)	GWA-1 (bg)
9/16/2020									
9/17/2020									
3/10/2021						0.97 (J)	1.6		
3/11/2021	4.5	2.5	2.7	1.3				1.5	
3/12/2021					1.2				
3/16/2021									1.3
3/17/2021									
3/29/2021									
8/4/2021	5	2.3			1.1	0.82 (J)	1.3	1.2	
8/5/2021			1.9						
8/6/2021				1.3					
8/9/2021									1.3
8/10/2021									
1/31/2022	4.8	2	1.7	1.1	1	0.71 (J)	1	1	
2/1/2022									1.2
2/2/2022									
2/3/2022									
4/28/2022	5								
8/10/2022		1.8	1.7		0.93 (J)				
8/11/2022				1.4			1.4	1.3	
8/12/2022						<1			
8/15/2022	5.4								
8/16/2022									0.99 (J)
8/17/2022									
10/21/2022	5.9								
2/13/2023		2.4	1.8		1.3	1.1	1.5	1.6	
2/14/2023				1.3					
2/15/2023	6								
2/16/2023									1.2
2/17/2023									
2/20/2023									
3/16/2023	5.4								
7/25/2023			2	1.4			1.3	0.97 (J)	
7/26/2023	6.4	1.9			1.3	0.92 (J)			
7/27/2023									1.2
7/28/2023									
8/1/2023									
9/26/2023	6.6								
2/19/2024					1	0.75 (J)	1.3	1.2	
2/20/2024		2.4	2	1.2					
2/21/2024	7.1								
2/22/2024									1.1
2/26/2024									
2/27/2024									
8/1/2024		2.5			1.2	0.96 (J)	1.6	1.3	
8/2/2024			2.2	1.2					
8/5/2024	6.2								
8/6/2024									
8/7/2024									1.3
8/8/2024									
2/25/2025		2.3	1.5	1.1	0.96 (J)	0.99 (J)	0.95 (J)	0.99 (J)	
2/26/2025	5.5								

ND substitution: RL or RL/2 if <15% NDs.

Prediction Limit

Constituent: Chloride (mg/L) Analysis Run 6/10/2026 11:10 AM View: Appendix III Interwell - Resample

Plant Bowen Client: Southern Company Data: Bowen 1, 2, 9, & 10

	GWC-48	GWA-42 (bg)	GWA-43R (bg)	GWA-43 (bg)	GWA-39Z (bg)	GWA-40 (bg)	GWA-41R (bg)	GWA-41 (bg)	GWA-1 (bg)
2/27/2025									0.93 (J)
2/28/2025									
8/27/2025						0.96 (J)	1.3		
8/28/2025		2.4	2.2	1.4	1.2			1.2	
8/29/2025	7.1								
9/2/2025									1.3
9/3/2025									
2/16/2026		2.5	2.4	1.3		0.74 (J)	1.2	1	
2/17/2026	6.5								
2/18/2026					1				1.3
2/19/2026									
5/13/2026	6.4 (R)								

Prediction Limit

Constituent: Chloride (mg/L) Analysis Run 6/10/2026 11:10 AM View: Appendix III Interwell - Resample

Plant Bowen Client: Southern Company Data: Bowen 1, 2, 9, & 10

	GWA-2R (bg)	GWA-3A (bg)	GWA-2 (bg)	GWC-5	GWA-50R (bg)	GWA-50 (bg)	GWA-39RZ (bg)	GWA-4RZ (bg)
3/10/2016								
3/11/2016								
3/14/2016								
3/15/2016								
3/22/2016								
3/23/2016	0.9079	1.6092	2.4904					
3/28/2016				0.8659	0.9204	1.14		
5/11/2016								
5/12/2016								
5/13/2016								
5/16/2016								
5/17/2016								
5/19/2016	0.9136							
5/20/2016			1.71					
5/23/2016		1.52				1.19		
5/25/2016				0.8639	1.04			
7/19/2016								
7/20/2016								
7/21/2016								
7/22/2016								
7/27/2016								
7/29/2016	1.1	1.5	2					
8/1/2016				0.93	0.85	1.2		
9/15/2016								
9/16/2016								
9/19/2016								
9/20/2016								
9/21/2016								
9/22/2016	1	1.4						
9/23/2016			1.8					
9/26/2016					0.87	1.1		
9/27/2016				0.8				
11/2/2016								
11/3/2016								
11/4/2016								
11/9/2016			1.6					
11/10/2016	1.2	1.6				1.3		
11/11/2016				0.95	0.99			
1/17/2017								
1/18/2017								
1/23/2017								
1/30/2017					0.95	1.2		
1/31/2017	1.2	1.6	1.3	0.99				
2/21/2017							4	
2/22/2017								3.7
3/24/2017								
3/27/2017							2.6	
3/28/2017								
3/30/2017		1.4	1.6					
4/3/2017	0.99			0.93	0.88			
4/7/2017						1.2		2.5
5/24/2017								

Prediction Limit

Constituent: Chloride (mg/L) Analysis Run 6/10/2026 11:10 AM View: Appendix III Interwell - Resample

Plant Bowen Client: Southern Company Data: Bowen 1, 2, 9, & 10

	GWA-2R (bg)	GWA-3A (bg)	GWA-2 (bg)	GWC-5	GWA-50R (bg)	GWA-50 (bg)	GWA-39RZ (bg)	GWA-4RZ (bg)
6/6/2017								
6/7/2017								
6/8/2017							2.1	
6/9/2017	0.87							
6/12/2017		1.4	1.6	0.91	0.83	1.1		
6/14/2017								2.6
7/12/2017								2.8
7/17/2017							1.9	
7/20/2017								2.3
7/27/2017							3	
7/28/2017								2
8/9/2017							2.5	1.8
8/24/2017								2.9
9/22/2017								
9/25/2017								
9/26/2017								
9/29/2017							2.7	
10/2/2017	1		0.94		0.94	1.2		
10/3/2017				0.95				2.8
10/4/2017		1.5						
12/28/2017								
3/14/2018								
3/15/2018								
3/16/2018	1.6				1.1	1.4	2.6	
3/19/2018		1.5	1.9	0.82				
3/21/2018								2.9
9/12/2018								
9/13/2018								
9/14/2018	0.92		0.98				1.9	
9/17/2018		1.5		0.9		1.1		
9/18/2018					1			3.1
3/13/2019								
3/14/2019							2.8	
3/15/2019								
3/19/2019	2				0.88	1.2		
3/20/2019		1.5	0.86	0.93				
3/21/2019								3.6
9/9/2019								
9/10/2019								
9/11/2019							2.3	
9/12/2019			0.8 (J)		0.74 (J)			
9/13/2019	0.94 (J)	1.5				1		2.1
9/16/2019				0.73 (J)				
3/6/2020								
3/9/2020							1.5	
3/11/2020	0.6 (J)	1.4	2		0.73 (J)	0.91 (J)		
3/12/2020								2.3
3/16/2020				0.67 (J)				
9/10/2020								
9/11/2020								
9/14/2020								
9/15/2020	0.75 (J)		1.2		0.7 (J)			

Prediction Limit

Constituent: Chloride (mg/L) Analysis Run 6/10/2026 11:10 AM View: Appendix III Interwell - Resample

Plant Bowen Client: Southern Company Data: Bowen 1, 2, 9, & 10

	GWA-2R (bg)	GWA-3A (bg)	GWA-2 (bg)	GWC-5	GWA-50R (bg)	GWA-50 (bg)	GWA-39RZ (bg)	GWA-4RZ (bg)
9/16/2020				0.7 (J)		0.97 (J)	1.7	
9/17/2020								2.4
3/10/2021								
3/11/2021								
3/12/2021								
3/16/2021	0.73 (J)						1.3	2.7
3/17/2021			1.4	0.69 (J)	0.81 (J)	1 (J)		
3/29/2021		1.5						
8/4/2021								
8/5/2021								
8/6/2021							1.3	
8/9/2021	1.1	1.4	1.5	0.74 (J)	0.78 (J)	1 (J)		
8/10/2021								2.8
1/31/2022								
2/1/2022	0.77 (J)		1.4			0.91 (J)		
2/2/2022		1.9		0.66 (J)	0.7 (J)		1.5	
2/3/2022								2.6
4/28/2022								
8/10/2022								
8/11/2022								
8/12/2022								
8/15/2022								
8/16/2022	0.82 (J)	2.5	1.1	<1		0.69 (J)	1.6	
8/17/2022					<1			2.6
10/21/2022								
2/13/2023								
2/14/2023							1.6	
2/15/2023								
2/16/2023	1.9		1.6		0.71 (J)	0.91 (J)		
2/17/2023		6.3						3
2/20/2023				0.88 (J)				
3/16/2023								
7/25/2023							1.7	
7/26/2023								
7/27/2023	0.92 (J)		1.3					
7/28/2023				0.69 (J)	0.72 (J)	0.95 (J)		3
8/1/2023		5.7						
9/26/2023								
2/19/2024							1.4	
2/20/2024								
2/21/2024								
2/22/2024		7.1	1.3		0.64 (J)	0.88 (J)		
2/26/2024	2			0.63 (J)				
2/27/2024								3.2
8/1/2024							1.5	
8/2/2024								
8/5/2024								
8/6/2024	1.1							
8/7/2024			1.4					
8/8/2024		7.3		0.81 (J)	0.86 (J)	1.1		2.2
2/25/2025								
2/26/2025		9.3					1.2	

ND substitution: RL or RL/2 if <15% NDs.

Prediction Limit

Constituent: Chloride (mg/L) Analysis Run 6/10/2026 11:10 AM View: Appendix III Interwell - Resample

Plant Bowen Client: Southern Company Data: Bowen 1, 2, 9, & 10

	GWA-2R (bg)	GWA-3A (bg)	GWA-2 (bg)	GWC-5	GWA-50R (bg)	GWA-50 (bg)	GWA-39RZ (bg)	GWA-4RZ (bg)
2/27/2025	3.2		1.1	<1		0.76 (J)		
2/28/2025					0.87 (J)			2.5
8/27/2025								
8/28/2025							1.6	
8/29/2025								
9/2/2025	1.1	11.9	1.4		0.87 (J)	1.1		
9/3/2025				0.83 (J)				2.6
2/16/2026								
2/17/2026		10.5			0.64 (J)	0.89 (J)		
2/18/2026	0.73 (J)		1.4				1.4	2.7
2/19/2026				<1				
5/13/2026				0.8 (JR)				

ND substitution: RL or RL/2 if <15% NDs.

Prediction Limit

Constituent: pH, Field (SU) Analysis Run 6/10/2026 11:10 AM View: Appendix III Interwell - Resample

Plant Bowen Client: Southern Company Data: Bowen 1, 2, 9, & 10

	GWC-48	GWA-43 (bg)	GWA-42 (bg)	GWA-43R (bg)	GWA-39Z (bg)	GWA-41R (bg)	GWA-41 (bg)	GWA-40 (bg)	GWA-1 (bg)
3/10/2016	5.66								
3/11/2016		6.43	7.37	7.89					
3/14/2016					6.91				
3/15/2016						7.15	6.74	7.58	
3/22/2016									7.65
3/23/2016									
3/28/2016									
5/11/2016					6.51			7.24	
5/12/2016							6.41		
5/13/2016		6.8		7.86		7.29			
5/16/2016			7.55						
5/17/2016	5.11								
5/19/2016									7.6
5/20/2016									
5/23/2016									
5/25/2016									
7/19/2016		6.42		7.83	6.12				
7/20/2016							6.59		
7/21/2016						7.43		7.53	
7/22/2016			7.51						
7/27/2016	5.17								
7/29/2016									7.58
8/1/2016									
9/15/2016					5.96		5.76	7	
9/16/2016		6.19		7.75					
9/19/2016			7.52					7.19	
9/20/2016	5.12								
9/21/2016						7.05			
9/22/2016									
9/23/2016									7.57
9/26/2016									
9/27/2016									
11/2/2016		6.36		7.77	5.78				
11/3/2016			7.56			7.4	6.45	7.13	
11/4/2016	5.03								
11/9/2016									7.45
11/10/2016									
11/11/2016									
1/17/2017			7.59			7.06		7.51	
1/18/2017		6.16		7.65	6.13		6.34		
1/23/2017	5.1								
1/30/2017									7.64
1/31/2017									
2/21/2017									
2/22/2017									
3/24/2017							6.42	7.55	
3/27/2017			7.63			7.13			
3/28/2017	5.03	5.8		7.79	6.59				
3/30/2017									7.51
4/3/2017									
4/7/2017									
5/24/2017								7.6	

Prediction Limit

Constituent: pH, Field (SU) Analysis Run 6/10/2026 11:10 AM View: Appendix III Interwell - Resample

Plant Bowen Client: Southern Company Data: Bowen 1, 2, 9, & 10

	GWC-48	GWA-43 (bg)	GWA-42 (bg)	GWA-43R (bg)	GWA-39Z (bg)	GWA-41R (bg)	GWA-41 (bg)	GWA-40 (bg)	GWA-1 (bg)
6/6/2017		5.97		7.89		7.18	6.82		
6/7/2017			7.55		6.72				
6/8/2017	4.77								
6/9/2017									7.6
6/12/2017									
6/14/2017									
7/12/2017									
7/17/2017									
7/20/2017									
7/27/2017									
7/28/2017									
8/9/2017									
8/24/2017									
9/22/2017		5.77		7.8					
9/25/2017						6.88	6.63		
9/26/2017			7.59		7.05			7.66	
9/29/2017	5.06								
10/2/2017									7.55
10/3/2017									
10/4/2017									
12/28/2017	5.07			7.78	6.79			7.34	
3/14/2018		5.85	7.6		7.42	7.04	7.08	7.56	
3/15/2018	5.14			7.66					
3/16/2018									7.58
3/19/2018									
3/21/2018									
9/12/2018		5.65		7.75	6.86	7.02	6.54	7.12	
9/13/2018	5.02								
9/14/2018			7.37						
9/17/2018									7.53
9/18/2018									
3/13/2019		5.63		7.84				7.12	
3/14/2019			7.57			6.93	6.58		
3/15/2019	5.28				6.78				
3/19/2019									
3/20/2019									7.64
3/21/2019									
9/9/2019					6.49			7.07	
9/10/2019			7.53			6.72	5.66		
9/11/2019	4.93	5.53		7.75					
9/12/2019									7.36
9/13/2019									
9/16/2019									
3/6/2020			7.42				6.82		
3/9/2020	5.18	5.5		7.73	5.9	6.7		7.5	
3/11/2020									7.51
3/12/2020									
3/16/2020									
9/10/2020			7.48		5.53	6.67	6.4		
9/11/2020		6.25						6.98	
9/14/2020	5			7.76					
9/15/2020									7.43

Prediction Limit

Constituent: pH, Field (SU) Analysis Run 6/10/2026 11:10 AM View: Appendix III Interwell - Resample

Plant Bowen Client: Southern Company Data: Bowen 1, 2, 9, & 10

	GWC-48	GWA-43 (bg)	GWA-42 (bg)	GWA-43R (bg)	GWA-39Z (bg)	GWA-41R (bg)	GWA-41 (bg)	GWA-40 (bg)	GWA-1 (bg)
9/16/2020									
9/17/2020									
3/10/2021						7.3		7.3	
3/11/2021	4.95	5.55	7.53	7.81			6.8		
3/12/2021					6.39				
3/16/2021									7.57
3/17/2021									
3/29/2021									
5/26/2021	4.72								
8/4/2021	4.91		7.35		6.21	7.15	6.34	6.79	
8/5/2021				7.75					
8/6/2021		5.52							
8/9/2021									7.44
8/10/2021									
1/31/2022	4.86	5.71	7.17	8.04	6.41	6.63	6.02	6.85	
2/1/2022									7.52
2/2/2022									
2/3/2022									
4/28/2022	5								
8/10/2022			7.26	7.72	6.07				
8/11/2022		5.64				7.12	6.29		
8/12/2022								6.83	
8/15/2022	4.89								
8/16/2022									7.36
8/17/2022									
10/21/2022	4.79								
2/13/2023			6.83	7.82	6.35	6.45	6.25	6.94	
2/14/2023		5.24							
2/15/2023	4.75								
2/16/2023									7.39
2/17/2023									
2/20/2023									
3/16/2023	4.55								
7/25/2023		4.64		7.31		6.19	5.58		
7/26/2023	4.31		6.92		5.77			6.46	
7/27/2023									7.08
7/28/2023									
8/1/2023									
9/26/2023	4.91								
2/19/2024					6.34	6.79	6.17	6.75	
2/20/2024		5.31	7.39	7.82					
2/21/2024	4.71								
2/22/2024									6.97
2/26/2024									
2/27/2024									
8/1/2024			7.49		5.88	7.17	6.03	7.06	
8/2/2024		5.28		7.74					
8/5/2024	4.98								
8/6/2024									
8/7/2024									7.51
8/8/2024									
2/25/2025		5.28	7.41	7.77	6.66	6.63	6.8	7.51	

Prediction Limit

Constituent: pH, Field (SU) Analysis Run 6/10/2026 11:10 AM View: Appendix III Interwell - Resample

Plant Bowen Client: Southern Company Data: Bowen 1, 2, 9, & 10

	GWC-48	GWA-43 (bg)	GWA-42 (bg)	GWA-43R (bg)	GWA-39Z (bg)	GWA-41R (bg)	GWA-41 (bg)	GWA-40 (bg)	GWA-1 (bg)
2/26/2025	4.95								
2/27/2025									7.5
2/28/2025									
5/1/2025	4.92								
8/27/2025						6.72		6.86	
8/28/2025		4.84	7.35	7.61	6.39		5.98		
8/29/2025	4.79								
9/2/2025									7.35
9/3/2025									
10/8/2025	4.95 (R)								
2/16/2026		5.28	7.18	7.61		7.34	5.96	7.01	
2/17/2026	4.6								
2/18/2026					6.32				7.36
2/19/2026									
5/13/2026	4.55 (R)								

Prediction Limit

Constituent: pH, Field (SU) Analysis Run 6/10/2026 11:10 AM View: Appendix III Interwell - Resample

Plant Bowen Client: Southern Company Data: Bowen 1, 2, 9, & 10

	GWA-3A (bg)	GWA-2 (bg)	GWA-2R (bg)	GWC-5	GWA-50 (bg)	GWA-50R (bg)	GWA-39RZ (bg)	GWA-4RZ (bg)
3/10/2016								
3/11/2016								
3/14/2016								
3/15/2016								
3/22/2016								
3/23/2016	5.96	6.7	7.45					
3/28/2016				7.04	6.22	6.45		
5/11/2016								
5/12/2016								
5/13/2016								
5/16/2016								
5/17/2016								
5/19/2016			7.5					
5/20/2016		6.36						
5/23/2016	5.73				5.86			
5/25/2016				6.39		6.96		
7/19/2016								
7/20/2016								
7/21/2016								
7/22/2016								
7/27/2016								
7/29/2016	5.51	6.75	7.59					
8/1/2016				6.13	6.39	5.64		
9/15/2016								
9/16/2016								
9/19/2016								
9/20/2016								
9/21/2016								
9/22/2016	5.45		7.44					
9/23/2016		6.62						
9/26/2016					5.74	6.26		
9/27/2016				5.98				
11/2/2016								
11/3/2016								
11/4/2016								
11/9/2016		6.42						
11/10/2016	5.51		7.55		5.78			
11/11/2016				6.11		5.62		
1/17/2017								
1/18/2017								
1/23/2017								
1/30/2017					5.88	5.49		
1/31/2017	5.42	5.66	7.56	6.08				
2/21/2017							7.76	
2/22/2017								7.38
3/24/2017								
3/27/2017							7.7	
3/28/2017								
3/30/2017	5.43	6.33						
4/3/2017			7.46	6.13		6.32		
4/7/2017					5.94			7.35
5/24/2017								

Prediction Limit

Constituent: pH, Field (SU) Analysis Run 6/10/2026 11:10 AM View: Appendix III Interwell - Resample

Plant Bowen Client: Southern Company Data: Bowen 1, 2, 9, & 10

	GWA-3A (bg)	GWA-2 (bg)	GWA-2R (bg)	GWC-5	GWA-50 (bg)	GWA-50R (bg)	GWA-39RZ (bg)	GWA-4RZ (bg)
6/6/2017								
6/7/2017								
6/8/2017							7.69	
6/9/2017			7.24					
6/12/2017	5.47	6.6		6.83	5.81	6.48		
6/14/2017								7.3
7/12/2017								7.39
7/17/2017							7.57	
7/20/2017								7.44
7/27/2017							7.63	
7/28/2017								7.5
8/9/2017							7.73	7.52
8/24/2017								7.5
9/22/2017								
9/25/2017								
9/26/2017								
9/29/2017							7.7	
10/2/2017		5.61	7.35		5.93	6.41		
10/3/2017				6.2				7.51
10/4/2017	5.23							
12/28/2017								7.32
3/14/2018								
3/15/2018								
3/16/2018			7.31		5.64	5.46	7.49	
3/19/2018	5.4	6.55		6.06				
3/21/2018								7.3
9/12/2018								
9/13/2018								
9/14/2018		5.81	7.55				7.32	
9/17/2018	5.22			6.14	5.82			
9/18/2018						5.35		7.39
3/13/2019								
3/14/2019							7.22	
3/15/2019								
3/19/2019			7.2		5.93	6.01		
3/20/2019	5.22	5.71		6.29				
3/21/2019								7.28
9/9/2019								
9/10/2019								
9/11/2019							7.32	
9/12/2019		5.45				5.89		7.2
9/13/2019	5.07		7.29		5.61			
9/16/2019				6.09				
3/6/2020								
3/9/2020							7.68	
3/11/2020	5.31	6.56	7.09		5.57	5.4		
3/12/2020								7.52
3/16/2020				6.88				
9/10/2020								
9/11/2020								
9/14/2020								
9/15/2020		6.38	7.45			5.26		

Prediction Limit

Constituent: pH, Field (SU) Analysis Run 6/10/2026 11:10 AM View: Appendix III Interwell - Resample

Plant Bowen Client: Southern Company Data: Bowen 1, 2, 9, & 10

	GWA-3A (bg)	GWA-2 (bg)	GWA-2R (bg)	GWC-5	GWA-50 (bg)	GWA-50R (bg)	GWA-39RZ (bg)	GWA-4RZ (bg)
9/16/2020				6	5.62		7.68	
9/17/2020								7.42
3/10/2021								
3/11/2021								
3/12/2021								
3/16/2021			7.51				7.85	7.4
3/17/2021		6.58		5.85	5.64	6.31		
3/29/2021	8.04							
5/26/2021								
8/4/2021								
8/5/2021								
8/6/2021							7.09	
8/9/2021	7.85	6.47	6.63	5.71	5.34	5.16		
8/10/2021								7.2
1/31/2022								
2/1/2022		6.3	6.62		5.61			
2/2/2022	7.94			5.9		5.17	6.89	
2/3/2022								7.2
4/28/2022				5.78				
8/10/2022								
8/11/2022								
8/12/2022								
8/15/2022								
8/16/2022	7.74	6.63	7.11	5.84	5.29		7.45	
8/17/2022						5.7		6.49
10/21/2022								
2/13/2023								
2/14/2023							7.48	
2/15/2023								
2/16/2023		6.56	7.02		4.95	4.73		
2/17/2023	7.71							6.98
2/20/2023				5.78				
3/16/2023								
7/25/2023							7.19	
7/26/2023								
7/27/2023		6.06	6.49					
7/28/2023				5.06	4.66	4.24		6.93
8/1/2023	7.66							
9/26/2023								
2/19/2024							7.7	
2/20/2024								
2/21/2024								
2/22/2024	7.89	6.03			5.6	5.09		
2/26/2024			6.85	5.29				
2/27/2024								7.11
8/1/2024							7.08	
8/2/2024								
8/5/2024								
8/6/2024			7.61					
8/7/2024		6.73						
8/8/2024	7.86			5.69	4.68	4.25		7.01
2/25/2025								

Prediction Limit

Constituent: pH, Field (SU) Analysis Run 6/10/2026 11:10 AM View: Appendix III Interwell - Resample

Plant Bowen Client: Southern Company Data: Bowen 1, 2, 9, & 10

	GWA-3A (bg)	GWA-2 (bg)	GWA-2R (bg)	GWC-5	GWA-50 (bg)	GWA-50R (bg)	GWA-39RZ (bg)	GWA-4RZ (bg)
2/26/2025	7.93						7.4	
2/27/2025		6.7	7.18	5.85	5.64			
2/28/2025						5.04		7.25
5/1/2025								
8/27/2025								
8/28/2025							7.43	
8/29/2025								
9/2/2025	7.9	6.53	7.18		5.35	4.81		
9/3/2025				5.03				7.01
10/8/2025								
2/16/2026								
2/17/2026	7.74				5.25	4.75		
2/18/2026		6.33	7.19				7.33	6.99
2/19/2026				5.1				
5/13/2026				5.38 (R)				

GROUNDWATER STATS CONSULTING

August 31, 2026

Southern Company Services
Attn: Ms. Kristen Jurinko
241 Ralph McGill Blvd NE, Bin 10160
Atlanta, Georgia 30308-3374

Re: Plant Bowen Landfill Cells 3-8
February/March 2026 Statistical Analysis

Dear Ms. Jurinko,

Groundwater Stats Consulting, formerly the statistical consulting division of Sanitas Technologies, is pleased to provide the statistical analysis of groundwater quality for the February/March 2026 sample event for Georgia Power Company's Plant Bowen Landfill Cells 3-8. The analysis complies with the federal rule for the Disposal of Coal Combustion Residuals (CCR) from Electric Utilities (CCR Rule, 2015), the Georgia Environmental Protection Division (EPD) Rules for Solid Waste Management Chapter 391-3-4-.10, and follows the United States Environmental Protection Agency (USEPA) Unified Guidance (2009).

Semi-annual sampling is conducted for USEPA's CCR Appendix III parameters, in addition to 16 parameters in accordance with the Georgia EPD's Solid Waste Permit. The monitoring well network, as provided by Southern Company Services, consists of the following:

The current monitoring well network, as provided by Southern Company Services, consists of the following:

- **Upgradient**: GWA-1, GWA-2, GWA-2R, GWA-3A, GWA-4RZ, GWA-39RZ, GWA-39Z, GWA-40, GWA-41, GWA-41R, GWA-42, GWA-43, GWA-43R, GWA-50, GWA-50R,
  - **Abandoned Upgradient**: GWA-51RZ, GWA-52, GWA-53, GWA-53R, GWA-54, GWA-55, GWA-55R, and GWA-56

- **Downgradient:** GWC-16R, GWC-17R, GWC-18, GWC-18R, GWC-19R, GWC-20R, GWC-21R, GWC-22R, GWC-23R, GWC-24R, GWC-25R, GWC-26, GWC-27, GWC-27R, GWC-28, GWC-29, GWC-29R, GWC-30, GWC-31, GWC-31R, GWC-32, GWC-33R, GWC-34, GWC-34R, GWC-35, GWC-57 and GWC-36A, GWC-36RA, GWC-37, and GWC-38
  - **Downgradient (Installed 2025):** GWC-25, GWC-31S, and GWC-58

Downgradient wells GWC-26, GWC-27, GWC-27R, GWC-28, GWC-29, GWC-29R, GWC-30, GWC-31, GWC-31R, GWC-32, GWC-33R, GWC-34, GWC-34R, GWC-35, GWC-57 from Cells 5-8 were first sampled in June 2023 and have at least 8 background samples to date. Intrawell prediction limits are constructed for these wells during this report. A summary of the previous background screening is discussed below in the outlier analysis and trend test sections.

Note that upgradient well GWA-3 was replaced with well GWA-3A, which was first sampled in March 2021. Data from well GWA-3 were combined with data from replacement well GWA-3A for all constituents. Because a minimum of 8 samples had been collected from new well GWA-3A, the Mann-Whitney test of medians was used during the Spring and Fall 2025 reports to compare newer observations collected only from well GWA-3A to historical observations collected from well GWA-3 for Appendix I and III constituents evaluated with intrawell prediction limits to determine whether the medians of data are statistically significantly different. This process is described below.

As described in the Minor Modification demonstration, data from upgradient wells GWA-51RZ, GWA-52, GWA-53, GWA-53R, GWA-54, GWA-55, GWA-55R, and GWA-56 (50-series upgradient wells), which represent historical groundwater quality upgradient of Cells 3 & 4 based on groundwater flow, are pooled with existing upgradient wells for the purpose of combining data for construction interwell prediction limits. While the 50-series upgradient wells are no longer sampled, data from these wells are included in the construction of interwell statistical limits, but are not evaluated with intrawell prediction limits.

Note that downgradient wells GWA-36A, GWA-36RA, GWA-37, and GWA-38 are referenced as GWC wells, as shown above, similar to neighboring downgradient wells. Well GWC-36A was originally installed as a replacement well for upgradient well GWA-36, which was abandoned due to a damaged well casing in 2022, but has been redesignated as a downgradient well. Data from 2022 onward for well GWC-36A are eligible to be used for statistical analyses.

Downgradient wells GWC-25, GWC-31S, and GWC-58 were installed in 2025 and were first sampled in February 2026. These wells do not have sufficient data in background (n=8) to be evaluated with statistical limits, but data are plotted on time series and box plots.

Data were sent electronically to Groundwater Stats Consulting, and the statistical analysis was reviewed by Kristina Rayner, Senior Statistician and Founder of Groundwater Stats Consulting. The analysis was prepared according to the recommended statistical methodology provided in the Fall 2017 by Dr. Kirk Cameron, PhD Statistician with MacStat Consulting and primary author of the USEPA Unified Guidance.

The constituents listed below are evaluated in this report. The terms "parameters" and "constituents" are interchangeable.

- **CCR Appendix III:** boron, calcium, chloride, fluoride, pH, sulfate, and total dissolved solids (TDS)
- **Georgia Appendix I EPD:** antimony, arsenic, barium, beryllium, cadmium, chromium, cobalt, copper, lead, mercury, nickel, selenium, silver, thallium, vanadium, and zinc

Note that when there are no detections present in downgradient wells for a given constituent, statistical analyses are not required. A summary of Appendix I well/constituent pairs with 100% non-detects follows this letter.

Time series plots for all well/constituent pairs are provided and are particularly useful for screening parameters detected in downgradient wells which require statistical analyses (Figure A). Additionally, a separate section of box plots is included for all constituents at upgradient and downgradient wells (Figure B). The time series plots are used to initially screen for suspected outliers and trends, while the box plots provide visual representation of variation within individual wells and between all wells. Values in background which have been flagged as outliers may be seen in a lighter font and as a disconnected symbol on the graphs. A summary of flagged outliers follows this report (Figure C).

Due to varying detection limits in background data sets, a substitution of the most recent reporting limit is used for all non-detects. Note that for calculation of intrawell prediction limits, substitution of the most recent reporting limit is performed separately for each well/parameter pair. In some cases, the reporting limit provided by the laboratory contains varying limits for a given parameter; therefore, the substitution may differ from well to well. This generally gives the most conservative limit in each case.

Summary of Statistical Methods:

In earlier analyses, data at all wells for constituents detected in downgradient wells were evaluated for the following: 1) outliers; 2) trends; 3) most appropriate statistical method based on site characteristics of groundwater data upgradient of the facility; and 4) eligibility of downgradient wells when intrawell statistical methods are recommended. Power curves were provided with the update to demonstrate that the selected statistical methods for the parameters listed above comply with the USEPA Unified Guidance and the Georgia Environmental Protection Division Rules for Solid Waste Management Chapter 391-3-4-.10. The EPA suggests the selected statistical method should provide at least 55% power at 3 standard deviations or at least 80% power at 4 standard deviations. Power curves were based on the following statistical methods:

Georgia EPD Appendix I Constituents:

- Semi-Annual Sampling
- Intrawell Prediction Limits with 1-of-2 resample plan
- # Constituents: 16
- # Downgradient wells: 30

CCR Appendix III Constituents:

- Semi-Annual Sampling
- Intrawell Prediction Limits with 1-of-2 resample plan
- # Constituents: 7
- # Downgradient wells: 30

Parametric prediction limits, tolerance limits, and confidence intervals are utilized when the screened historical data follow a normal or transformed-normal distribution. When data cannot be normalized or the majority of data are non-detects, nonparametric tests are constructed.

While the annual false positive rate associated with parametric prediction limits is fixed at 10% as recommended by the EPA Unified Guidance (2009), the false positive rate associated with nonparametric prediction limits is not fixed and depends upon the available background sample size, number of future comparisons, and verification resample plan. The distribution of data is tested using the Shapiro-Wilk/Shapiro-Francia test for normality. After testing for normality and performing any adjustments as discussed below (US EPA, 2009), data are analyzed using either parametric or non-parametric prediction limits as appropriate. Non-detects are handled as follows:

- No statistical analyses are required on wells and analytes containing 100% non-detects (USEPA Unified Guidance, 2009, Chapter 6).

- When data contain <15% non-detects, simple substitution of one-half the reporting limit is utilized in the statistical analysis. The reporting limit utilized for non-detects is the most recent practical quantification limit (PQL) as reported by the laboratory.
- When data contain between 15-50% non-detects, the Kaplan-Meier non-detect adjustment is applied to the background data for parametric limits. This technique adjusts the mean and standard deviation of the historical concentrations to account for concentrations below the reporting limit.
- Nonparametric prediction limits, tolerance limits, and confidence intervals are used on data containing greater than 50% non-detects.

Natural systems continuously evolve due to physical changes made to the environment. Examples include capping a landfill, paving areas near a well, or lining a drainage channel to prevent erosion. Periodic updating of background statistical limits is necessary to accommodate these types of changes. In the interwell case, prediction limits are updated with upgradient well data during each event after careful screening for any new outliers. In the intrawell case, data for all wells and constituents may be re-evaluated when a minimum of 4 new data points are available to determine whether earlier concentrations are representative of present-day groundwater quality. In some cases, the earlier portion of data is deselected prior to construction of limits to provide sensitive limits that will rapidly detect changes in groundwater quality. Even though the data are excluded from the calculation, the values will continue to be reported and shown in tables and graphs.

Two-Step Statistical Analysis

Intrawell statistical methods, combined with a 1-of-2 resample plan, may be used as a conservative first step for identifying potential facility impacts in downgradient wells. Intrawell methods use background data for individual wells and may be overly sensitive to variation in groundwater quality. In particular for nonparametric limits with small background sample sizes, the probability of a false positive is much higher than the desired annual sitewide rate of 10%. Therefore, exceedances may occur as a result of variation in groundwater quality rather than facility impacts. A second step can be used to further evaluate those exceedances and reduce the overall number of statistically significant increases (SSIs) that result from variation in groundwater quality. In instances where intrawell statistical methods identify an apparent SSI, a second step of interwell statistical evaluation may be used to determine whether the measurement exceeds the sitewide background limit based on pooled upgradient well data. This is similar in concept to the procedure used in compliance monitoring programs where an interwell statistical limit is used to determine "background" (USEPA Unified Guidance (2009), Chapter 7,

Section 7.5). For the detection monitoring program, if the result does not exceed sitewide (interwell) background, an SSI is not declared.

When the result exceeds the sitewide (interwell) background, the 1-of-2 resample plan allows for collection of an independent resample to confirm or disconfirm the initial finding. A statistically significant increase is not declared unless the resample also exceeds the intrawell prediction limit (United States Environmental Protection Agency (USEPA) Unified Guidance, March 2009, Chapter 19). When the resample confirms the initial exceedance, further research would be required to identify the cause of the exceedance (i.e., impact from the site, natural variation, or an off-site source). When any resample falls within the statistical limit, the initial exceedance is considered a false positive result, and no further action is necessary. In cases where intrawell and interwell exceedances are noted and no resamples are collected, the initial exceedance will be considered a confirmed statistically significant increase (SSI).

Trend tests, in addition to interwell prediction limits, are recommended for well/constituent pairs found to have an initial intrawell SSI. Trend analysis will provide for detection of long-term changes and potential facility impacts at a given well in cases where the concentrations at that well remain below the sitewide upgradient limits. Thus, the two-step approach has additional capability to detect long-term changes at downgradient wells compared to interwell methods alone. While a trend may be identified by visual inspection, a quantification of the trend and its significance is needed to identify whether concentrations are statistically significantly increasing, decreasing, or remaining stable over time. The absence of a statistically significant increasing trend indicates that an initial intrawell exceedance is short-term and may be the result of spatial variation rather than facility impact to groundwater. If a facility impact has occurred, it will likely result in additional exceedances in future sampling events. When a statistically significant increasing trend is noted, additional data may be needed to demonstrate that there is reasonable evidence that the initial intrawell statistical exceedance is a result of variation rather than a result of impact to groundwater quality downgradient of the facility.

Summary of Background Screening Georgia EPD Constituents – Conducted in August 2019

A summary of the initial background screening is provided below for historical purposes. As mentioned earlier, the current monitoring well network is in accordance with the 2024 Minor Modification demonstration.

Outlier Analysis

Time series plots were used to identify suspected outliers, or values that would result in limits that are not representative of the current background data population. Suspected outliers for all wells and parameters are formally tested using Tukey's box plot method and, when identified, flagged in the computer database with "o" and deselected prior to construction of statistical limits. The results of Tukey's outlier test as well as a discussion of potential outliers and flagged values were included with the background screening report.

Seasonality

No obvious seasonal patterns were observed on the time series plots for any of the detected data; therefore, no deseasonalizing adjustments were made to the data. When seasonal patterns are observed, data may be deseasonalized so that the resulting limits will correctly account for the seasonality as a predictable pattern rather than random variation or a release.

Trend Testing

While trends may be identified by visual inspection, a quantification of the trend and its significance is needed. The Sen's Slope/Mann Kendall trend test, which tests for statistically significant increasing or decreasing trends, was used to evaluate data at all upgradient wells and downgradient wells with detections.

In the absence of suspected contamination, significant trending data are typically not included as part of the background data used for construction of prediction limits. This step serves to eliminate the influence of the trend and reduce variation in background. When statistically significant decreasing trends are present, all available data are evaluated to determine whether earlier concentration levels are significantly different from current reported concentrations and will be deselected as necessary. When any records of data are truncated for the reasons above, a summary report will be provided to show the date ranges used in construction of the statistical limits.

Several statistically significant decreasing trends were noted, but adjustments were required only for barium in well GWA-53, copper in well GWA-37, and nickel in well GWC-16R. The magnitudes of all other trends were low relative to the average concentrations at each respective well. However, the decreasing trend for the zinc record at well GWC-16R may require adjustment in the future, if it persists, in order to obtain a more conservative prediction limit. Statistically significant increasing trends were also

noted but adjustments to eliminate the trends were required only for barium and zinc in upgradient well GWA-36 because the magnitudes of trends identified for all other well/constituent pairs were low relative to the average concentrations. Truncation of earlier data was based on the assumption that the increasing trend was not the result of the facility. A summary of the background date ranges used for well/constituent pairs was submitted with the screening.

Mann-Whitney Test & Trend Tests – Upgradient Well GWA-3A – Spring 2025

During the Spring 2025 report, a minimum of 8 background samples had been collected from new well GWA-3A since March 2021 for all constituents except calcium; therefore, the Mann-Whitney test was used to compare historical observations through March 2020 collected from well GWA-3 to newer observations through August 2024 from replacement well GWA-3A for Appendix I and III constituents with at least 8 samples. The Mann-Whitney test is a two-sample test which evaluates the medians of the background and compliance data to determine whether the medians are statistically significantly different. Statistically significant differences were identified for the following constituents:

- barium, chloride, copper, nickel, pH, sulfate, TDS, and zinc

In cases where statistically significant differences were identified at the 99% confidence level, the historical records from well GWA-3 were truncated so that only data from replacement well GWA-3A are used in construction of intrawell and interwell prediction limits for Appendix I and III constituents. An exception includes the record for barium at well GWA-3A because, while the Mann-Whitney test identified statistically significant differences in medians, the more recent concentrations are within the range of historic concentrations from well GWA-3. Additionally, higher measurements earlier in the record remain flagged as outliers for barium at well GWA-3 and are not included in construction of statistical limits. A list of well/constituent pairs using a truncated portion of their record follows this report.

Summary of Appendix I & Appendix III Background Screening & Update – Fall 2025

Mann-Whitney Test & Trend Tests – Calcium Upgradient Well GWA-3A – Fall 2025

During the Fall 2025 report, a minimum of 8 background samples had been collected from new well GWA-3A since March 2021 for calcium; therefore, the Mann-Whitney test was used to compare historical observations through March 2020 collected from well GWA-3 to newer observations through September 2025 from replacement well GWA-3A. The Mann-Whitney test is a two-sample test which evaluates the medians of the background

and compliance data to determine whether the medians are statistically significantly different. A statistically significant difference was identified for calcium; therefore, the historical records from well GWA-3 were truncated so that only data from replacement well GWA-3A are used in construction of intrawell and interwell prediction limits. As mentioned above, a list of well/constituent pairs using a truncated portion of their record follows this report.

Outlier Analysis

Prior to updating background data, all Appendix I and III data were evaluated for the purpose of updating background data sets. Tukey's outlier test and visual screening were used to evaluate data for all wells and constituents through August/September 2025. Tukey's test identified several potential outliers and confirmed previously flagged values. Observations were identified by Tukey's and flagged in the database during this report for the following well/constituent pairs:

- Antimony: GWA-41R (upgradient)
- Barium: GWC-23R
- Calcium: GWC-38
- Sulfate: GWA-40 (upgradient)
- TDS: GWC-26

Any values identified by Tukey's, but not flagged in the database, appeared representative of remaining concentrations among the respective records or flagging these values would not drastically impact resulting statistical limits. Additionally, the highest values that were not identified by Tukey's test for the following well/constituent pairs were flagged as outliers to reduce variation among background datasets, which results in statistical limits that are conservative (in most cases, lower) from a regulatory perspective:

- Beryllium: GWC-36RA
- Calcium: GWC-26
- Cobalt: GWC-38
- TDS: GWA-50 (upgradient)

Previously flagged outliers for cobalt at GWC-38, sulfate at GWC-25R, and zinc at GWA-2R were unflagged as these observations were similar to more recent concentrations within each respective record. Any flagged data are displayed in a lighter font and as a disconnected symbol on the time series reports, as well as in a lighter font on the accompanying data pages. The Appendix I and III outliers are included in the outlier summary following this letter (Figure C).

Seasonality

No obvious seasonal patterns were observed on the time series plots for any of the detected data; therefore, no deseasonalizing adjustments were made. When seasonal patterns are observed, data may be deseasonalized so that the resulting limits will correctly account for the seasonality as a predictable pattern rather than random variation or a release.

Determination of Spatial Variation

The Analysis of Variance (ANOVA) was used to statistically evaluate differences in average concentrations among upgradient wells for constituents detected in downgradient wells. The ANOVA assists in identifying the most appropriate statistical approach. Interwell tests, which compare downgradient well data to statistical limits constructed from pooled upgradient well data, are appropriate when average concentrations are similar across upgradient wells. Intrawell tests, which compare compliance data from a single well to screened historical data within the same well, are appropriate when upgradient wells exhibit spatial variation or when statistical limits constructed from pooled upgradient well data are not representative of the current groundwater quality at downgradient wells for a given parameter. The ANOVA identified variation for all Appendix I & III parameters except for copper, mercury, and vanadium. A summary table of the ANOVA results was included with the screening. All parameters were further evaluated as described for the appropriateness of intrawell testing to accommodate the groundwater quality.

Eligibility of Intrawell Methods

Intrawell limits constructed from carefully screened background data from within each well serve to provide statistical limits that are conservative (i.e., lower) from a regulatory perspective, and that will rapidly identify a change in more recent compliance data within each well. This statistical method removes the element of spatial variation from across wells and eliminates the chance of mistaking spatial variation for a release from the facility. Prior to performing intrawell prediction limits, several steps are required to reasonably demonstrate downgradient groundwater quality does not have existing impacts from the practices of the facility.

Exploratory data analysis was used for all Appendix I and III parameters as a general comparison of concentrations in downgradient wells to concentrations reported in upgradient wells. Upper tolerance limits constructed on pooled upgradient well data are used in conjunction with confidence intervals constructed from each downgradient well to determine whether the estimated averages in downgradient wells are higher than

observed levels upgradient of the facility. The upper tolerance limits were constructed to represent the upper range of possible background levels at the site. Two-sided tolerance limits are included for pH and represent both the upper and lower ranges of possible measurements in background wells.

In cases where downgradient average concentrations in at least one well are higher than observed concentrations upgradient for a given constituent where intrawell analyses are recommended, an independent study and hydrogeological investigation would be required to identify local geochemical conditions and expected groundwater quality for the region to justify an intrawell approach. Such an assessment is beyond the scope of services provided by Groundwater Stats Consulting. When there is not an obvious explanation for observed concentration differences in downgradient wells relative to reported concentrations in upgradient wells, interwell prediction limits will initially be selected for the statistical method until further evidence shows that concentrations are due to variation rather than a result of the facility.

Upper Tolerance Limits

Interwell upper tolerance limits (UTLs) were calculated using pooled upgradient well data through August/September 2025. Parametric tolerance limits were constructed with a target of 99% confidence and 95% coverage using pooled upgradient well data for each of the Appendix I & III parameters. The confidence and coverage levels for nonparametric tolerance limits are dependent upon the number of background samples. As more data are collected, the background population is better represented and the confidence and coverage levels for nonparametric tolerance limits increase. Note that both an upper and lower tolerance limit were constructed for pH to test upper and lower limits.

Confidence Intervals

Confidence intervals were constructed on downgradient wells for each of the Appendix I & III parameters for comparison to the upper tolerance limits (i.e., sitewide background limits) to determine intrawell eligibility. These intervals were constructed as either parametric or nonparametric confidence intervals depending on the data distribution and percentage of non-detects. When data followed a normal or transformed-normal distribution, parametric confidence intervals were constructed. Nonparametric confidence intervals, which use the appropriate order statistics depending on the sample size as interval limits, were constructed when data did not follow a normal or transformed-normal distribution or when there were greater than 50% non-detects. The lower confidence limit, which is constructed with 99% confidence for parametric confidence intervals, is compared to the upper tolerance limits as described above. The achievable confidence

level associated with nonparametric confidence intervals is dependent upon the number of samples available.

When the entire confidence interval is above a background standard for a given parameter using the tolerance limits discussed above, interwell methods are initially recommended as the statistical method. Therefore, only parameters with no confidence interval exceedances are eligible for intrawell prediction limits. Note that well/constituent pairs with 100% non-detects were deselected prior to construction of confidence intervals.

Results of the confidence intervals were included with the screening. While the Sanitas software identified confidence interval exceedances for cadmium and thallium among Appendix I & III parameters, the upper and lower limits of each nonparametric confidence interval, which resulted from the high percentage of non-detects in each record, were based on the reporting limits and are equal to the upper tolerance limits. Therefore, no SSLs were declared for either constituent, and intrawell prediction limits are recommended for all Appendix I and III constituents.

Trend Tests – Intrawell

While trends can be identified by visual inspection, a quantification of the trend and its statistical significance is needed. The Sen's Slope/Mann Kendall trend test was used to evaluate all data at each well through February/March 2025 to identify statistically significant increasing or decreasing trends at the 99% confidence level. In the absence of suspected contamination, significant trending data are typically not included as part of the background data used for construction of prediction limits. This step serves to eliminate the trend and, thus, reduce variation in background. When statistically significant trends are present, all available data are evaluated to determine whether earlier concentration levels are significantly different than current reported concentrations and are deselected as necessary. When any records of data are truncated for the reasons above, a summary report will be provided to show the date ranges used in construction of the statistical limits. The following statistically significant trends were identified:

Increasing

- Antimony: GWC-16R
- Barium: GWA-2R, GWA-4RZ (both upgradient), and GWC-36RA
- Calcium: GWA-2R, GWA-4RZ, GWA-42, GWA-43R (all upgradient), GWC-16R, GWC-19R, GWC-21R, GWC-22R, GWC-23R, GWC-29, and GWC-36RA
- Chloride: GWA-3A (upgradient) and GWC-38
- Cobalt: GWA-4RZ (upgradient)

- Fluoride: GWC-18 and GWC-28
- Sulfate: GWC-21R, GWC-23R, GWC-25R, GWC-31, and GWC-36RA
- TDS: GWA-3A (upgradient), GWC-16R, GWC-23R, and GWC-36RA
- Thallium: GWC-18 and GWC-20R
- Zinc: GWA-39RZ, GWA-43 (both upgradient), GWC-17R, GWC-18, GWC-19R, GWC-20R, GWC-21R, GWC-22R, and GWC-23R

Decreasing

- Antimony: GWA-2R (upgradient)
- Arsenic: GWC-22R
- Barium: GWA-1, GWA-41, GWA-43, GWA-43R, GWA-50, GWA-50R (all upgradient), GWC-17R, GWC-18, GWC-19R, and GWC-37
- Boron: GWA-43R (upgradient)
- Calcium: GWA-43, GWA-50, GWA-50R (all upgradient), and GWC-37
- Chloride: GWA-1, GWA-39RZ, GWA-39Z, GWA-41, GWA-41R, GWA-43R, GWA-50, GWA-50R (all upgradient), GWC-17R, GWC-22R, GWC-24R, GWC-25R, GWC-32, GWC-37, and GWC-57
- Chromium: GWC-18
- Cobalt: GWA-2R (upgradient), GWC-22R, and GWC-38
- Copper: GWA-50, GWA-50R (both upgradient), and GWC-37
- Fluoride: GWA-4RZ (upgradient)
- Nickel: GWA-50R (upgradient), and GWC-16R
- pH: GWA-1, GWA-2R, GWA-4RZ, GWA-40, GWA-41R, GWA-43, GWA-50, GWA-50R (all upgradient), GWC-16R, GWC-22R, GWC-23R, GWC-36RA, GWC-37, and GWC-38
- Silver: GWA-50R (upgradient)
- Sulfate: GWA-1, GWA-39RZ, GWA-39Z, GWA-43R, GWA-50R (all upgradient), GWC-18R, and GWC-22R
- TDS: GWA-43 (upgradient) and GWC-17R
- Zinc: GWC-16R

Truncation of earlier data reported in upgradient well records, in particular, to remove trends should be done with caution since similar concentrations could appear at downgradient wells in the absence of facility impacts. Several statistically significant trends were identified. In most cases, the significant trends did not substantially affect resulting intrawell prediction limits as more recent concentrations were within the range of observations reported earlier in the records. Additionally, for significant trends identified among downgradient wells, the concentrations were lower than those reported at one or more wells upgradient of the facility. Other statistically significant trends were a

byproduct of several non-detects either early or late in the record rather than values detected above the reporting limit.

Exceptions to the cases discussed above are the following well/constituent pairs:

- Barium: GWA-1, GWA-4RZ, and GWA-50R (all upgradient)
- Calcium: GWA-43, GWA-50R (both upgradient)
- Copper: GWA-50R (upgradient)
- Nickel: GWA-50R (upgradient), and GWC-16R
- Sulfate: GWA-39RZ and GWA-39Z (both upgradient)
- TDS: GWC-23R
- Zinc: GWC-16R

For most of these cases, the earlier concentrations were deselected to remove the influence of the trend and construct statistical limits representative of current conditions and capable of detecting changes in groundwater quality. These records for these well/constituent pairs were updated through February/March 2025. An exception is for TDS at downgradient well GWC-23R which was not updated with more recent observations at this time to maintain a statistical limit that is conservative (i.e., lower) from a regulatory perspective. The Date Ranges summary following this letter provides a list of all truncated records. All records will be re-evaluated during the next background update. If newer observations for TDS at well GWC-23R remain at relatively stable concentrations, then the record may be updated.

Evaluation of Georgia EPD Appendix I Constituents – February/March 2026

Intrawell Prediction Limits

Intrawell limits constructed from screened background data from within each well serve to provide statistical limits that are representative of the background data population, and that will rapidly identify a change in more recent compliance data from within a given well. The most recent sample from the same well is compared to its respective background. This statistical method removes the element of variation from across wells and eliminates the chance of mistaking spatial variation for a release from the facility.

In cases where downgradient average concentrations are higher than observed upgradient concentrations for a given constituent where intrawell analyses are recommended, the current assumption is that this is due to spatial variation rather than a result of practices at the landfill. Further validation of this assumption requires a separate analysis or investigation that is beyond the scope of this data screening study. However,

for this site, the pre-waste data support the assumption of variation rather than impacts of the landfill.

Intrawell prediction limits, combined with a 1-of-2 resample plan, were constructed using all available historical data through February/March 2025, except for the cases mentioned above and listed in the Date Range summary following this letter, within each well with detections (Figure D). As discussed earlier, intrawell prediction limits are not constructed on upgradient wells GWA-51RZ, GWA-52, GWA-53, GWA-53R, GWA-54, GWA-55, GWA-55R, and GWA-56 as these wells were abandoned in 2022. No statistical analyses were included for well/constituent pairs with 100% non-detects and a list of these well/constituent pairs follows this report. Note that due to reporting limit changes, prediction limits changed for the following well/constituent pairs: antimony at wells GWA-41R, GWC-29R, and GWC-31R; thallium at well GWC-29R; and zinc at well GWA-1.

In the event of an initial exceedance of compliance well data, the 1-of-2 resample plan allows for collection of one additional sample to determine whether the initial exceedance is confirmed. When the resample confirms the initial exceedance, a statistically significant increase (SSI) is identified, and further research would be required to identify the cause of the exceedance (i.e., impact from the site, natural variation, or an off-site source). If any resample falls within the statistical limit, the initial exceedance is considered a false positive result, and no further action is necessary. A summary of the Georgia EPD Appendix I prediction limits follows this report. Exceedances were identified for the following well/constituent pairs:

- Barium: GWC-20R, GWC-26, GWC-27, and GWC-28
- Cobalt: GWC-34 and GWC-34R
- Zinc: GWC-22R

Note that the measurement for cobalt at well GWC-34R was reported as a trace measurement (estimated measurement between the Method Detection Limit and the Practical Quantitation Limit) followed by a "J" flag during this analysis. While the Sanitas software does not identify statistical exceedances of trace measurements (i.e., measurements flagged with "J"), the reported measurement of 0.0034 mg/L exceeded the intrawell prediction limit of 0.003349 mg/L.

Two-Step Analysis

When apparent intrawell prediction limit exceedances are identified among downgradient wells, interwell prediction limits are constructed using pooled upgradient well data following the two-step analysis as described above. Following the two-step analysis as

described above, interwell prediction limits was then constructed using pooled upgradient well data through February/March 2026 to evaluate the apparent intrawell prediction limit exceedances for barium, cobalt, and zinc among downgradient wells (Figure E). No exceedances were identified.

Trend Tests

When data from downgradient well/constituent pairs found to exceed their respective prediction limits, all available data were further evaluated using the Sen's Slope/Mann Kendall trend test at the 99% confidence level along with upgradient wells for the same constituents (Figure F). Complete graphical results of the trend tests follow this letter. Statistically significant trends were identified for the following well/constituent pairs:

Increasing

- Barium: GWA-2R, GWA-4RZ, and GWA-56 (all upgradient)
- Cobalt: GWA-4RZ (upgradient), GWC-34R, and GWC-34
- Zinc: GWA-39Z, GWA-39RZ, GWA-53R (all upgradient), and GWC-22R

Decreasing

- Barium: GWA-1, GWA-40, GWA-41, GWA-43R, GWA-43, GWA-50, GWA-50R, GWA-52, GWA-53, and GWA-55R (all upgradient)
- Cobalt: GWA-2R (upgradient)

Note that the statistically significant decreasing trend for cobalt in upgradient well GWA-2R indicates a zero slope, which represents only the median slope of all possible pairwise slopes within this record and is a result of trace values below the current reporting limit later in the record preceded by several non-detects.

Evaluation of Appendix III Parameters – February/March 2026

Intrawell Prediction Limits

For Appendix III parameters, intrawell prediction limits, combined with a 1-of-2 resample plan, were constructed using all historical data through February/March 2025 (Figure G). The February/March 2026 sample from each well was compared to its respective background limit to determine whether exceedances over background are present. Note that due to a reporting limit change, the prediction limits also changed for fluoride at GWC-16R. The following intrawell prediction limit exceedances were identified:

- Calcium: GWA-3A (upgradient), GWC-23R, GWC-26, and GWC-27

- pH (lower limit): GWC-38
- Sulfate: GWC-31
- TDS: GWC-26

When prediction limit exceedances are identified upgradient of the facility, it is an indication of changing groundwater quality unrelated to practices at the landfill.

Two-Step Analysis

Following the two-step analysis as described above, an interwell prediction limit was then constructed using pooled upgradient well data through February/March 2026 to evaluate the apparent intrawell prediction limit exceedances for calcium, pH, sulfate, and TDS among downgradient wells (Figure H). The following exceedance was identified:

- Calcium: GWC-23R

Trend Tests

Data from downgradient well/constituent pairs found to exceed their respective prediction limit for both intrawell and interwell methods were further evaluated using the Sen's Slope/Mann Kendall trend test at the 99% confidence level along with upgradient wells for the same constituents (Figure I). Statistically significant trends were identified for the following well/constituent pairs:

Increasing
- Calcium: GWA-1, GWA-4RZ, GWA-42, GWA-43R, GWA-51RZ, GWA-55, GWA-55R (all upgradient), and GWC-23R
- Sulfate: GWA-51RZ (upgradient) and GWC-31
- TDS: GWA-55 and GWA-55R (both upgradient)

Decreasing
- Calcium: GWA-43, GWA-50R, and GWA-50 (all upgradient)
- pH: GWA-1, GWA-2R, GWA-4RZ, GWA-40, GWA-42, GWA-43, GWA-50R, GWA-50, GWA-54 (all upgradient), and GWC-38
- Sulfate: GWA-1, GWA-39RZ, GWA-39Z, GWA-43R, GWA-50R, GWA-53R, GWA-53, and GWA-54 (all upgradient)
- TDS: GWA-39RZ and GWA-43 (both upgradient)

Summary

Based on the results of the Appendix I and III constituents requiring intrawell prediction limits, as well as interwell prediction limits for apparent intrawell prediction limit exceedances at downgradient wells according to the Two-Step Approach, exceedances were identified for the following well/constituent pairs:

Appendix I

- None

Appendix III

- Calcium: GWC-23R

Thank you for the opportunity to assist you in the statistical analysis of groundwater quality for Plant Bowen Landfill at Cells 3-8. If you have any questions or comments, please feel free to contact us.

For Groundwater Stats Consulting,



Andrew T. Collins
Project Manager



Kristina L. Rayner
Senior Statistician

Table of Contents

Summary Tables	20
Figure A. Time Series	47
Figure B. Box Plots	472
Figure C. Outlier Summary	519
Figure D. Appendix I Intrawell Prediction Limits	525
Figure E. Appendix I Interwell Prediction Limits - Two-Step	1129
Figure F. Appendix I Trend Tests - Prediction Limit Exceedances	1189
Figure G. Appendix III Intrawell Prediction Limits	1212
Figure H. Appendix III Interwell Prediction Limits - Two-Step	1613
Figure I. Appendix III Trend Tests - Prediction Limit Exceedances	1677

Summary Tables

Sanitas™ v.10.1.06e Software licensed to Groundwater Stats Consulting. UG

100% Non-Detects: Appendix I

Analysis Run 5/1/2026 4:18 PM View: Appendix I Intrawell
Plant Bowen Client: Southern Company Data: Bowen LF 3-8

Antimony (mg/L)
GWC-26, GWC-32, GWC-34R, GWC-35, GWC-36A, GWC-38

Arsenic (mg/L)
GWA-50

Beryllium (mg/L)
GWA-2, GWA-2R, GWA-3A, GWA-39RZ, GWA-39Z, GWA-40, GWA-41, GWA-50, GWC-16R, GWC-17R, GWC-21R, GWC-22R, GWC-23R, GWC-24R, GWC-25R, GWC-26, GWC-27, GWC-27R, GWC-28, GWC-29, GWC-29R, GWC-30, GWC-31, GWC-31R, GWC-32, GWC-33R, GWC-34R, GWC-57

Cadmium (mg/L)
GWA-2, GWA-2R, GWA-3A, GWA-4RZ, GWA-39RZ, GWA-40, GWA-41, GWA-41R, GWA-43R, GWA-50R, GWC-19R, GWC-23R, GWC-24R, GWC-26, GWC-27, GWC-27R, GWC-28, GWC-29, GWC-29R, GWC-30, GWC-31, GWC-31R, GWC-32, GWC-33R, GWC-34R, GWC-36A

Chromium (mg/L)
GWC-28, GWC-32, GWC-34

Cobalt (mg/L)
GWA-39RZ, GWA-40, GWA-41, GWA-43R, GWA-50, GWC-17R, GWC-19R, GWC-20R, GWC-24R, GWC-26, GWC-27R, GWC-30, GWC-31R, GWC-36A

Copper (mg/L)
GWC-26, GWC-27, GWC-28, GWC-29, GWC-29R, GWC-30, GWC-31, GWC-31R, GWC-32, GWC-33R, GWC-34, GWC-35, GWC-36A

Lead (mg/L)
GWA-50R, GWC-20R, GWC-26, GWC-27, GWC-28, GWC-29R, GWC-30, GWC-31, GWC-31R, GWC-32, GWC-34, GWC-34R, GWC-36A

Mercury (mg/L)
GWA-2R, GWA-43, GWC-27, GWC-27R, GWC-31, GWC-31R, GWC-32, GWC-33R, GWC-34, GWC-34R, GWC-36A, GWC-57

Nickel (mg/L)
GWC-18R, GWC-20R, GWC-26, GWC-27, GWC-27R, GWC-28, GWC-29, GWC-29R, GWC-30, GWC-31, GWC-31R, GWC-32, GWC-33R, GWC-35, GWC-36A

Selenium (mg/L)
GWA-1, GWA-3A, GWA-39RZ, GWA-39Z, GWA-40, GWA-41, GWA-41R, GWA-42, GWA-43R, GWA-50, GWA-50R, GWC-16R, GWC-17R, GWC-18, GWC-18R, GWC-19R, GWC-20R, GWC-21R, GWC-22R, GWC-24R, GWC-25R, GWC-27R, GWC-28, GWC-29, GWC-31, GWC-31R, GWC-32, GWC-34, GWC-34R, GWC-35, GWC-36RA, GWC-37, GWC-38, GWC-57

Silver (mg/L)
GWA-1, GWA-2, GWA-2R, GWA-3A, GWA-4RZ, GWA-39RZ, GWA-39Z, GWA-40, GWA-41, GWA-41R, GWA-42, GWA-43, GWA-43R, GWC-18, GWC-19R, GWC-20R, GWC-21R, GWC-22R, GWC-23R, GWC-24R, GWC-25R, GWC-26, GWC-27, GWC-27R, GWC-28, GWC-29, GWC-29R, GWC-30, GWC-31, GWC-31R, GWC-32, GWC-33R, GWC-34, GWC-34R, GWC-35, GWC-36A, GWC-36RA, GWC-37, GWC-57

Thallium (mg/L)
GWA-2, GWA-4RZ, GWA-39RZ, GWA-41, GWA-43R, GWA-50, GWC-18R, GWC-19R, GWC-25R, GWC-27, GWC-27R, GWC-28, GWC-30, GWC-31R, GWC-32, GWC-33R, GWC-34, GWC-34R, GWC-35, GWC-36A, GWC-37, GWC-38, GWC-57

Vanadium (mg/L)
GWA-39Z, GWA-40, GWA-41, GWA-50, GWC-28, GWC-31, GWC-32, GWC-34, GWC-34R

Zinc (mg/L)
GWC-27R, GWC-28, GWC-29, GWC-29R, GWC-30, GWC-31, GWC-33R, GWC-35, GWC-57

Sanitas™ v.10.1.06e Software licensed to Groundwater Stats Consulting. UG

Date Ranges

Date: 5/1/2026 3:59 PM

Plant Bowen Client: Southern Company Data: Bowen LF 3-8

Barium (mg/L)
- GWA-1 background:10/17/2011-2/27/2025
- GWA-4RZ background:3/21/2018-2/28/2025
- GWA-50R background:3/11/2020-2/28/2025

Calcium (mg/L)
- GWA-3A background:3/29/2021-2/26/2025, overall:3/29/2021-2/17/2026
- GWA-43 background:3/14/2018-2/25/2025
- GWA-50R background:9/18/2018-2/28/2025

Chloride (mg/L)
- GWA-3A background:3/29/2021-2/26/2025, overall:3/29/2021-2/17/2026

Copper (mg/L)
- GWA-3A background:3/29/2021-2/26/2025, overall:3/29/2021-2/17/2026
- GWA-50R background:4/22/2014-2/28/2025

Nickel (mg/L)
- GWA-3A background:3/29/2021-2/26/2025, overall:3/29/2021-2/17/2026
- GWA-50R background:4/22/2014-2/28/2025
- GWC-16R background:3/3/2015-2/25/2025

pH, Field (SU)
- GWA-3A background:3/29/2021-2/26/2025, overall:3/29/2021-2/17/2026

Sulfate (mg/L)
- GWA-3A background:3/29/2021-2/26/2025, overall:3/29/2021-2/17/2026
- GWA-39RZ background:3/14/2019-2/26/2025
- GWA-39Z background:6/7/2017-2/25/2025

TDS (mg/L)
- GWA-3A background:3/29/2021-2/26/2025, overall:3/29/2021-2/17/2026
- GWC-23R background:3/9/2016-7/30/2021

Zinc (mg/L)
- GWA-3A background:3/29/2021-2/26/2025, overall:3/29/2021-2/17/2026
- GWC-16R background:3/3/2015-2/25/2025

Appendix I Intrawell Prediction Limits - Significant Results

Plant Bowen Client: Southern Company Data: Bowen LF 3-8 Printed 5/1/2026, 4:32 PM

Constituent	Well	Upper Lim.	Lower Lim.	Date	Observ.	Sig.	Bg N	%NDs	ND Adj.	Transform	Alpha	Method
Barium (mg/L)	**GWC-20R**	**0.03743**	**n/a**	**2/12/2026**	**0.041**	**Yes**	**33**	**0**	**None**	**No**	**0.0001097**	**Param Intra 1 of 2**
Barium (mg/L)	**GWC-26**	**0.031**	**n/a**	**2/24/2026**	**0.036**	**Yes**	**9**	**0**	**n/a**	**n/a**	**0.01809**	**NP Intra (normality) 1 of 2**
Barium (mg/L)	**GWC-27**	**0.017**	**n/a**	**3/2/2026**	**0.018**	**Yes**	**9**	**0**	**n/a**	**n/a**	**0.01809**	**NP Intra (normality) 1 of 2**
Barium (mg/L)	**GWC-28**	**0.017**	**n/a**	**3/2/2026**	**0.026**	**Yes**	**9**	**0**	**n/a**	**n/a**	**0.01809**	**NP Intra (normality) 1 of 2**
Cobalt (mg/L)	**GWC-34**	**0.016**	**n/a**	**3/2/2026**	**0.017**	**Yes**	**8**	**0**	**n/a**	**n/a**	**0.02144**	**NP Intra (normality) 1 of 2**
Zinc (mg/L)	**GWC-22R**	**0.01**	**n/a**	**2/13/2026**	**0.013**	**Yes**	**28**	**50**	**n/a**	**n/a**	**0.002337**	**NP Intra (normality) 1 of 2**

Appendix I Intrawell Prediction Limits - All Results

Plant Bowen Client: Southern Company Data: Bowen LF 3-8 Printed 5/1/2026, 4:32 PM

Constituent	Well	Upper Lim.	Lower Lim.	Date	Observ.	Sig.	Bg N	%NDs	ND Adj.	Transform	Alpha	Method
Antimony (mg/L)	GWA-1	0.02766	n/a	2/18/2026	0.0026	No	45	33.33	Kaplan-Meier	ln(x)	0.0001097	Param Intra 1 of 2
Antimony (mg/L)	GWA-2	0.002	n/a	2/18/2026	0.002ND	No	45	95.56	n/a	n/a	0.0009557	NP Intra (NDs) 1 of 2
Antimony (mg/L)	GWA-2R	0.011	n/a	2/18/2026	0.0017J	No	44	34.09	n/a	n/a	0.0009963	NP Intra (normality) 1 of 2
Antimony (mg/L)	GWA-3A	0.0068	n/a	2/17/2026	0.002ND	No	44	68.18	n/a	n/a	0.0009963	NP Intra (NDs) 1 of 2
Antimony (mg/L)	GWA-4RZ	0.002	n/a	2/18/2026	0.002ND	No	38	73.68	n/a	n/a	0.001294	NP Intra (NDs) 1 of 2
Antimony (mg/L)	GWA-39RZ	0.01196	n/a	2/18/2026	0.0015J	No	21	14.29	None	sqrt(x)	0.0001097	Param Intra 1 of 2
Antimony (mg/L)	GWA-39Z	0.003407	n/a	2/18/2026	0.002ND	No	24	37.5	Kaplan-Meier	No	0.0001097	Param Intra 1 of 2
Antimony (mg/L)	GWA-40	0.0021	n/a	2/16/2026	0.002ND	No	24	91.67	n/a	n/a	0.003124	NP Intra (NDs) 1 of 2
Antimony (mg/L)	GWA-41	0.0029	n/a	2/16/2026	0.002ND	No	24	91.67	n/a	n/a	0.003124	NP Intra (NDs) 1 of 2
Antimony (mg/L)	GWA-41R	0.004824	n/a	2/16/2026	0.002ND	No	23	47.83	Kaplan-Meier	No	0.0001097	Param Intra 1 of 2
Antimony (mg/L)	GWA-42	0.002	n/a	2/16/2026	0.002ND	No	24	95.83	n/a	n/a	0.003124	NP Intra (NDs) 1 of 2
Antimony (mg/L)	GWA-43	0.002	n/a	2/16/2026	0.002ND	No	24	91.67	n/a	n/a	0.003124	NP Intra (NDs) 1 of 2
Antimony (mg/L)	GWA-43R	0.002	n/a	2/16/2026	0.002ND	No	24	66.67	n/a	n/a	0.003124	NP Intra (NDs) 1 of 2
Antimony (mg/L)	GWA-50	0.0022	n/a	2/17/2026	0.002ND	No	39	82.05	n/a	n/a	0.001226	NP Intra (NDs) 1 of 2
Antimony (mg/L)	GWA-50R	0.002	n/a	2/17/2026	0.002ND	No	39	94.87	n/a	n/a	0.001226	NP Intra (NDs) 1 of 2
Antimony (mg/L)	GWC-16R	0.03298	n/a	2/13/2026	0.0092	No	33	27.27	Kaplan-Meier	sqrt(x)	0.0001097	Param Intra 1 of 2
Antimony (mg/L)	GWC-17R	0.0033	n/a	2/13/2026	0.002ND	No	33	81.82	n/a	n/a	0.001701	NP Intra (NDs) 1 of 2
Antimony (mg/L)	GWC-18	0.002	n/a	2/12/2026	0.002ND	No	33	93.94	n/a	n/a	0.001701	NP Intra (NDs) 1 of 2
Antimony (mg/L)	GWC-18R	0.0024	n/a	2/12/2026	0.002ND	No	33	72.73	n/a	n/a	0.001701	NP Intra (NDs) 1 of 2
Antimony (mg/L)	GWC-19R	0.002	n/a	2/12/2026	0.002ND	No	33	93.94	n/a	n/a	0.001701	NP Intra (NDs) 1 of 2
Antimony (mg/L)	GWC-20R	0.002	n/a	2/12/2026	0.002ND	No	33	96.97	n/a	n/a	0.001701	NP Intra (NDs) 1 of 2
Antimony (mg/L)	GWC-21R	0.01128	n/a	2/17/2026	0.00045J	No	34	26.47	Kaplan-Meier	x^(1/3)	0.0001097	Param Intra 1 of 2
Antimony (mg/L)	GWC-22R	0.003	n/a	2/13/2026	0.0027	No	33	96.97	n/a	n/a	0.001701	NP Intra (NDs) 1 of 2
Antimony (mg/L)	GWC-23R	0.0022	n/a	2/13/2026	0.002ND	No	33	81.82	n/a	n/a	0.001701	NP Intra (NDs) 1 of 2
Antimony (mg/L)	GWC-24R	0.005	n/a	2/12/2026	0.002ND	No	31	61.29	n/a	n/a	0.001905	NP Intra (NDs) 1 of 2
Antimony (mg/L)	GWC-25R	0.0028	n/a	2/13/2026	0.002ND	No	33	69.7	n/a	n/a	0.001701	NP Intra (NDs) 1 of 2
Antimony (mg/L)	GWC-27	0.002	n/a	3/2/2026	0.002ND	No	9	88.89	n/a	n/a	0.01809	NP Intra (NDs) 1 of 2
Antimony (mg/L)	GWC-27R	0.003	n/a	3/2/2026	0.0012J	No	9	44.44	n/a	n/a	0.01809	NP Intra (normality) 1 of 2
Antimony (mg/L)	GWC-28	0.0023	n/a	3/2/2026	0.002ND	No	9	88.89	n/a	n/a	0.01809	NP Intra (NDs) 1 of 2
Antimony (mg/L)	GWC-29	0.002	n/a	2/26/2026	0.002ND	No	9	66.67	n/a	n/a	0.01809	NP Intra (NDs) 1 of 2
Antimony (mg/L)	GWC-29R	0.002	n/a	2/26/2026	0.002ND	No	9	66.67	n/a	n/a	0.01809	NP Intra (NDs) 1 of 2
Antimony (mg/L)	GWC-30	0.002	n/a	2/27/2026	0.002ND	No	9	77.78	n/a	n/a	0.01809	NP Intra (NDs) 1 of 2
Antimony (mg/L)	GWC-31	0.002	n/a	2/25/2026	0.002ND	No	9	77.78	n/a	n/a	0.01809	NP Intra (NDs) 1 of 2
Antimony (mg/L)	GWC-31R	0.002	n/a	2/27/2026	0.002ND	No	9	88.89	n/a	n/a	0.01809	NP Intra (NDs) 1 of 2
Antimony (mg/L)	GWC-33R	0.002	n/a	3/3/2026	0.002ND	No	9	66.67	n/a	n/a	0.01809	NP Intra (NDs) 1 of 2
Antimony (mg/L)	GWC-34	0.002	n/a	3/2/2026	0.00051J	No	8	87.5	n/a	n/a	0.02144	NP Intra (NDs) 1 of 2
Antimony (mg/L)	GWC-36RA	0.002	n/a	2/12/2026	0.002ND	No	33	90.91	n/a	n/a	0.001701	NP Intra (NDs) 1 of 2
Antimony (mg/L)	GWC-37	0.0052	n/a	2/12/2026	0.002ND	No	33	39.39	n/a	n/a	0.001701	NP Intra (normality) 1 of 2
Antimony (mg/L)	GWC-57	0.002	n/a	3/2/2026	0.002ND	No	9	88.89	n/a	n/a	0.01809	NP Intra (NDs) 1 of 2
Arsenic (mg/L)	GWA-1	0.002	n/a	2/18/2026	0.00042J	No	45	91.11	n/a	n/a	0.0009557	NP Intra (NDs) 1 of 2
Arsenic (mg/L)	GWA-2	0.002	n/a	2/18/2026	0.002ND	No	44	97.73	n/a	n/a	0.0009963	NP Intra (NDs) 1 of 2
Arsenic (mg/L)	GWA-2R	0.0056	n/a	2/18/2026	0.00049J	No	45	71.11	n/a	n/a	0.0009557	NP Intra (NDs) 1 of 2
Arsenic (mg/L)	GWA-3A	0.002	n/a	2/17/2026	0.002ND	No	44	97.73	n/a	n/a	0.0009963	NP Intra (NDs) 1 of 2
Arsenic (mg/L)	GWA-4RZ	0.0051	n/a	2/18/2026	0.00061J	No	38	52.63	n/a	n/a	0.001294	NP Intra (NDs) 1 of 2
Arsenic (mg/L)	GWA-39RZ	0.002	n/a	2/18/2026	0.00099J	No	22	63.64	n/a	n/a	0.003707	NP Intra (NDs) 1 of 2
Arsenic (mg/L)	GWA-39Z	0.0021	n/a	2/18/2026	0.002ND	No	24	83.33	n/a	n/a	0.003124	NP Intra (NDs) 1 of 2
Arsenic (mg/L)	GWA-40	0.002	n/a	2/16/2026	0.002ND	No	24	83.33	n/a	n/a	0.003124	NP Intra (NDs) 1 of 2
Arsenic (mg/L)	GWA-41	0.002	n/a	2/16/2026	0.002ND	No	24	87.5	n/a	n/a	0.003124	NP Intra (NDs) 1 of 2
Arsenic (mg/L)	GWA-41R	0.002	n/a	2/16/2026	0.00053J	No	24	75	n/a	n/a	0.003124	NP Intra (NDs) 1 of 2
Arsenic (mg/L)	GWA-42	0.002	n/a	2/16/2026	0.002ND	No	24	87.5	n/a	n/a	0.003124	NP Intra (NDs) 1 of 2
Arsenic (mg/L)	GWA-43	0.002	n/a	2/16/2026	0.002ND	No	24	91.67	n/a	n/a	0.003124	NP Intra (NDs) 1 of 2
Arsenic (mg/L)	GWA-43R	0.002	n/a	2/16/2026	0.002ND	No	24	87.5	n/a	n/a	0.003124	NP Intra (NDs) 1 of 2
Arsenic (mg/L)	GWA-50R	0.002	n/a	2/17/2026	0.002ND	No	38	97.37	n/a	n/a	0.001294	NP Intra (NDs) 1 of 2
Arsenic (mg/L)	GWC-16R	0.0025	n/a	2/13/2026	0.002ND	No	33	54.55	n/a	n/a	0.001701	NP Intra (NDs) 1 of 2
Arsenic (mg/L)	GWC-17R	0.0053	n/a	2/13/2026	0.002ND	No	33	81.82	n/a	n/a	0.001701	NP Intra (NDs) 1 of 2
Arsenic (mg/L)	GWC-18	0.002	n/a	2/12/2026	0.002ND	No	33	87.88	n/a	n/a	0.001701	NP Intra (NDs) 1 of 2
Arsenic (mg/L)	GWC-18R	0.002	n/a	2/12/2026	0.002ND	No	33	78.79	n/a	n/a	0.001701	NP Intra (NDs) 1 of 2
Arsenic (mg/L)	GWC-19R	0.002	n/a	2/12/2026	0.002ND	No	33	78.79	n/a	n/a	0.001701	NP Intra (NDs) 1 of 2
Arsenic (mg/L)	GWC-20R	0.0028	n/a	2/12/2026	0.002ND	No	33	75.76	n/a	n/a	0.001701	NP Intra (NDs) 1 of 2
Arsenic (mg/L)	GWC-21R	0.0071	n/a	2/17/2026	0.00088J	No	32	43.75	n/a	n/a	0.001803	NP Intra (normality) 1 of 2
Arsenic (mg/L)	GWC-22R	0.005	n/a	2/13/2026	0.0017J	No	33	48.48	n/a	n/a	0.001701	NP Intra (normality) 1 of 2
Arsenic (mg/L)	GWC-23R	0.006	n/a	2/13/2026	0.002ND	No	33	72.73	n/a	n/a	0.001701	NP Intra (NDs) 1 of 2
Arsenic (mg/L)	GWC-24R	0.00374	n/a	2/12/2026	0.002ND	No	33	72.73	n/a	n/a	0.001701	NP Intra (NDs) 1 of 2
Arsenic (mg/L)	GWC-25R	0.0036	n/a	2/13/2026	0.002ND	No	33	84.85	n/a	n/a	0.001701	NP Intra (NDs) 1 of 2
Arsenic (mg/L)	GWC-26	0.0025	n/a	2/24/2026	0.002ND	No	9	88.89	n/a	n/a	0.01809	NP Intra (NDs) 1 of 2

Appendix I Intrawell Prediction Limits - All Results

Plant Bowen Client: Southern Company Data: Bowen LF 3-8 Printed 5/1/2026, 4:32 PM

Constituent	Well	Upper Lim.	Lower Lim.	Date	Observ.	Sig.	Bg N	%NDs	ND Adj.	Transform	Alpha	Method
Arsenic (mg/L)	GWC-27	0.002	n/a	3/2/2026	0.002ND	No	9	66.67	n/a	n/a	0.01809	NP Intra (NDs) 1 of 2
Arsenic (mg/L)	GWC-27R	0.002	n/a	3/2/2026	0.002ND	No	9	66.67	n/a	n/a	0.01809	NP Intra (NDs) 1 of 2
Arsenic (mg/L)	GWC-28	0.005	n/a	3/2/2026	0.001J	No	9	55.56	n/a	n/a	0.01809	NP Intra (NDs) 1 of 2
Arsenic (mg/L)	GWC-29	0.002	n/a	2/26/2026	0.002ND	No	9	77.78	n/a	n/a	0.01809	NP Intra (NDs) 1 of 2
Arsenic (mg/L)	GWC-29R	0.0035	n/a	2/26/2026	0.00078J	No	9	55.56	n/a	n/a	0.01809	NP Intra (NDs) 1 of 2
Arsenic (mg/L)	GWC-30	0.003	n/a	2/27/2026	0.002ND	No	9	66.67	n/a	n/a	0.01809	NP Intra (NDs) 1 of 2
Arsenic (mg/L)	GWC-31	0.0078	n/a	2/25/2026	0.00096J	No	9	22.22	n/a	n/a	0.01809	NP Intra (normality) 1 of 2
Arsenic (mg/L)	GWC-31R	0.002	n/a	2/27/2026	0.002ND	No	9	77.78	n/a	n/a	0.01809	NP Intra (NDs) 1 of 2
Arsenic (mg/L)	GWC-32	0.008548	n/a	3/2/2026	0.0054	No	9	22.22	Kaplan-Meier	No	0.0001097	Param Intra 1 of 2
Arsenic (mg/L)	GWC-33R	0.0027	n/a	3/3/2026	0.002ND	No	9	66.67	n/a	n/a	0.01809	NP Intra (NDs) 1 of 2
Arsenic (mg/L)	GWC-34	0.005	n/a	3/2/2026	0.0013J	No	8	62.5	n/a	n/a	0.02144	NP Intra (NDs) 1 of 2
Arsenic (mg/L)	GWC-34R	0.002	n/a	3/2/2026	0.00086J	No	8	62.5	n/a	n/a	0.02144	NP Intra (NDs) 1 of 2
Arsenic (mg/L)	GWC-35	0.0031	n/a	2/24/2026	0.002ND	No	9	66.67	n/a	n/a	0.01809	NP Intra (NDs) 1 of 2
Arsenic (mg/L)	GWC-36A	0.002	n/a	2/12/2026	0.002ND	No	7	71.43	n/a	n/a	0.02765	NP Intra (NDs) 1 of 2
Arsenic (mg/L)	GWC-36RA	0.0036	n/a	2/12/2026	0.002ND	No	33	84.85	n/a	n/a	0.001701	NP Intra (NDs) 1 of 2
Arsenic (mg/L)	GWC-37	0.002	n/a	2/12/2026	0.002ND	No	33	87.88	n/a	n/a	0.001701	NP Intra (NDs) 1 of 2
Arsenic (mg/L)	GWC-38	0.0062	n/a	2/12/2026	0.002ND	No	33	84.85	n/a	n/a	0.001701	NP Intra (NDs) 1 of 2
Arsenic (mg/L)	GWC-57	0.0024	n/a	3/2/2026	0.002ND	No	9	66.67	n/a	n/a	0.01809	NP Intra (NDs) 1 of 2
Barium (mg/L)	GWA-1	0.02353	n/a	2/18/2026	0.017	No	33	0	None	No	0.0001097	Param Intra 1 of 2
Barium (mg/L)	GWA-2	0.04924	n/a	2/18/2026	0.023	No	43	0	None	No	0.0001097	Param Intra 1 of 2
Barium (mg/L)	GWA-2R	0.0414	n/a	2/18/2026	0.012	No	43	0	None	x^(1/3)	0.0001097	Param Intra 1 of 2
Barium (mg/L)	GWA-3A	0.009219	n/a	2/17/2026	0.0079	No	35	0	None	No	0.0001097	Param Intra 1 of 2
Barium (mg/L)	GWA-4RZ	0.07074	n/a	2/18/2026	0.045	No	15	0	None	No	0.0001097	Param Intra 1 of 2
Barium (mg/L)	GWA-39RZ	0.027	n/a	2/18/2026	0.019	No	22	0	n/a	n/a	0.003707	NP Intra (normality) 1 of 2
Barium (mg/L)	GWA-39Z	0.03417	n/a	2/18/2026	0.016	No	24	0	None	No	0.0001097	Param Intra 1 of 2
Barium (mg/L)	GWA-40	0.01188	n/a	2/16/2026	0.0078	No	24	0	None	No	0.0001097	Param Intra 1 of 2
Barium (mg/L)	GWA-41	0.03745	n/a	2/16/2026	0.015	No	24	0	None	No	0.0001097	Param Intra 1 of 2
Barium (mg/L)	GWA-41R	0.05456	n/a	2/16/2026	0.023	No	24	0	None	No	0.0001097	Param Intra 1 of 2
Barium (mg/L)	GWA-42	0.007226	n/a	2/16/2026	0.0071	No	24	0	None	No	0.0001097	Param Intra 1 of 2
Barium (mg/L)	GWA-43	0.04539	n/a	2/16/2026	0.013	No	24	0	None	sqrt(x)	0.0001097	Param Intra 1 of 2
Barium (mg/L)	GWA-43R	0.00939	n/a	2/16/2026	0.0075	No	24	0	None	No	0.0001097	Param Intra 1 of 2
Barium (mg/L)	GWA-50	0.01671	n/a	2/17/2026	0.0071	No	38	0	None	No	0.0001097	Param Intra 1 of 2
Barium (mg/L)	GWA-50R	0.012	n/a	2/17/2026	0.0081	No	11	0	n/a	n/a	0.01276	NP Intra (normality) 1 of 2
Barium (mg/L)	GWC-16R	0.07375	n/a	2/13/2026	0.035	No	33	0	None	No	0.0001097	Param Intra 1 of 2
Barium (mg/L)	GWC-17R	0.02219	n/a	2/13/2026	0.018	No	33	0	None	No	0.0001097	Param Intra 1 of 2
Barium (mg/L)	GWC-18	0.05025	n/a	2/12/2026	0.014	No	33	0	None	No	0.0001097	Param Intra 1 of 2
Barium (mg/L)	GWC-18R	0.028	n/a	2/12/2026	0.015	No	30	0	n/a	n/a	0.002008	NP Intra (normality) 1 of 2
Barium (mg/L)	GWC-19R	0.01845	n/a	2/12/2026	0.016	No	33	0	None	No	0.0001097	Param Intra 1 of 2
Barium (mg/L)	**GWC-20R**	**0.03743**	**n/a**	**2/12/2026**	**0.041**	**Yes**	**33**	**0**	**None**	**No**	**0.0001097**	**Param Intra 1 of 2**
Barium (mg/L)	GWC-21R	0.04147	n/a	2/17/2026	0.024	No	33	0	None	No	0.0001097	Param Intra 1 of 2
Barium (mg/L)	GWC-22R	0.06531	n/a	2/13/2026	0.031	No	33	0	None	No	0.0001097	Param Intra 1 of 2
Barium (mg/L)	GWC-23R	0.04786	n/a	2/13/2026	0.022	No	33	0	None	sqrt(x)	0.0001097	Param Intra 1 of 2
Barium (mg/L)	GWC-24R	0.03285	n/a	2/12/2026	0.019	No	32	0	None	No	0.0001097	Param Intra 1 of 2
Barium (mg/L)	GWC-25R	0.01803	n/a	2/13/2026	0.015	No	33	0	None	ln(x)	0.0001097	Param Intra 1 of 2
Barium (mg/L)	**GWC-26**	**0.031**	**n/a**	**2/24/2026**	**0.036**	**Yes**	**9**	**0**	**n/a**	**n/a**	**0.01809**	**NP Intra (normality) 1 of 2**
Barium (mg/L)	**GWC-27**	**0.017**	**n/a**	**3/2/2026**	**0.018**	**Yes**	**9**	**0**	**n/a**	**n/a**	**0.01809**	**NP Intra (normality) 1 of 2**
Barium (mg/L)	GWC-27R	0.01916	n/a	3/2/2026	0.015	No	9	0	None	No	0.0001097	Param Intra 1 of 2
Barium (mg/L)	**GWC-28**	**0.017**	**n/a**	**3/2/2026**	**0.026**	**Yes**	**9**	**0**	**n/a**	**n/a**	**0.01809**	**NP Intra (normality) 1 of 2**
Barium (mg/L)	GWC-29	0.04522	n/a	2/26/2026	0.03	No	9	0	None	No	0.0001097	Param Intra 1 of 2
Barium (mg/L)	GWC-29R	0.01722	n/a	2/26/2026	0.015	No	9	0	None	No	0.0001097	Param Intra 1 of 2
Barium (mg/L)	GWC-30	0.03039	n/a	2/27/2026	0.022	No	9	0	None	No	0.0001097	Param Intra 1 of 2
Barium (mg/L)	GWC-31	0.1144	n/a	2/25/2026	0.05	No	9	0	None	No	0.0001097	Param Intra 1 of 2
Barium (mg/L)	GWC-31R	0.027	n/a	2/27/2026	0.017	No	9	0	n/a	n/a	0.01809	NP Intra (normality) 1 of 2
Barium (mg/L)	GWC-32	0.05939	n/a	3/2/2026	0.033	No	9	0	None	No	0.0001097	Param Intra 1 of 2
Barium (mg/L)	GWC-33R	0.0019	n/a	3/3/2026	0.0015J	No	9	0	n/a	n/a	0.01809	NP Intra (normality) 1 of 2
Barium (mg/L)	GWC-34	0.04479	n/a	3/2/2026	0.039	No	8	0	None	No	0.0001097	Param Intra 1 of 2
Barium (mg/L)	GWC-34R	0.0228	n/a	3/2/2026	0.02	No	8	0	None	No	0.0001097	Param Intra 1 of 2
Barium (mg/L)	GWC-35	0.03185	n/a	2/24/2026	0.027	No	9	0	None	No	0.0001097	Param Intra 1 of 2
Barium (mg/L)	GWC-36A	0.05009	n/a	2/12/2026	0.032	No	7	0	None	x^4	0.0001097	Param Intra 1 of 2
Barium (mg/L)	GWC-36RA	0.0459	n/a	2/12/2026	0.034	No	33	0	None	No	0.0001097	Param Intra 1 of 2
Barium (mg/L)	GWC-37	0.01398	n/a	2/12/2026	0.0039J	No	33	3.03	None	No	0.0001097	Param Intra 1 of 2
Barium (mg/L)	GWC-38	0.01713	n/a	2/12/2026	0.015	No	32	0	None	ln(x)	0.0001097	Param Intra 1 of 2
Barium (mg/L)	GWC-57	0.017	n/a	3/2/2026	0.003J	No	9	0	n/a	n/a	0.01809	NP Intra (normality) 1 of 2
Beryllium (mg/L)	GWA-1	0.0004	n/a	2/18/2026	0.0004ND	No	45	95.56	n/a	n/a	0.0009557	NP Intra (NDs) 1 of 2
Beryllium (mg/L)	GWA-4RZ	0.00051	n/a	2/18/2026	0.0004ND	No	38	97.37	n/a	n/a	0.001294	NP Intra (NDs) 1 of 2

Appendix I Intrawell Prediction Limits - All Results

Plant Bowen Client: Southern Company Data: Bowen LF 3-8 Printed 5/1/2026, 4:32 PM

Constituent	Well	Upper Lim.	Lower Lim.	Date	Observ.	Sig.	Bg N	%NDs	ND Adj.	Transform	Alpha	Method
Beryllium (mg/L)	GWA-41R	0.0004	n/a	2/16/2026	0.0004ND	No	24	95.83	n/a	n/a	0.003124	NP Intra (NDs) 1 of 2
Beryllium (mg/L)	GWA-42	0.0002489	n/a	2/16/2026	0.0002ND	No	24	12.5	None	No	0.0001097	Param Intra 1 of 2
Beryllium (mg/L)	GWA-43	0.0004	n/a	2/16/2026	0.0004ND	No	24	91.67	n/a	n/a	0.003124	NP Intra (NDs) 1 of 2
Beryllium (mg/L)	GWA-43R	0.0004	n/a	2/16/2026	0.0004ND	No	24	95.83	n/a	n/a	0.003124	NP Intra (NDs) 1 of 2
Beryllium (mg/L)	GWA-50R	0.0004	n/a	2/17/2026	0.0004ND	No	39	89.74	n/a	n/a	0.001226	NP Intra (NDs) 1 of 2
Beryllium (mg/L)	GWC-18	0.0004	n/a	2/12/2026	0.0004ND	No	33	93.94	n/a	n/a	0.001701	NP Intra (NDs) 1 of 2
Beryllium (mg/L)	GWC-18R	0.0004	n/a	2/12/2026	0.0004ND	No	33	69.7	n/a	n/a	0.001701	NP Intra (NDs) 1 of 2
Beryllium (mg/L)	GWC-19R	0.0004	n/a	2/12/2026	0.0004ND	No	33	87.88	n/a	n/a	0.001701	NP Intra (NDs) 1 of 2
Beryllium (mg/L)	GWC-20R	0.0004	n/a	2/12/2026	0.0004ND	No	33	96.97	n/a	n/a	0.001701	NP Intra (NDs) 1 of 2
Beryllium (mg/L)	GWC-34	0.0004	n/a	3/2/2026	0.0004ND	No	8	87.5	n/a	n/a	0.02144	NP Intra (NDs) 1 of 2
Beryllium (mg/L)	GWC-35	0.0004	n/a	2/24/2026	0.0004ND	No	9	88.89	n/a	n/a	0.01809	NP Intra (NDs) 1 of 2
Beryllium (mg/L)	GWC-36A	0.0004	n/a	2/12/2026	0.00024J	No	7	71.43	n/a	n/a	0.02765	NP Intra (NDs) 1 of 2
Beryllium (mg/L)	GWC-36RA	0.0014	n/a	2/12/2026	0.0004ND	No	32	56.25	n/a	n/a	0.001803	NP Intra (NDs) 1 of 2
Beryllium (mg/L)	GWC-37	0.0004	n/a	2/12/2026	0.0004ND	No	33	96.97	n/a	n/a	0.001701	NP Intra (NDs) 1 of 2
Beryllium (mg/L)	GWC-38	0.0004	n/a	2/12/2026	0.0004ND	No	33	81.82	n/a	n/a	0.001701	NP Intra (NDs) 1 of 2
Cadmium (mg/L)	GWA-1	0.0005	n/a	2/18/2026	0.0005ND	No	45	97.78	n/a	n/a	0.0009557	NP Intra (NDs) 1 of 2
Cadmium (mg/L)	GWA-39Z	0.0005	n/a	2/18/2026	0.0005ND	No	24	83.33	n/a	n/a	0.003124	NP Intra (NDs) 1 of 2
Cadmium (mg/L)	GWA-42	0.0003477	n/a	2/16/2026	0.00016J	No	24	12.5	None	sqrt(x)	0.0001097	Param Intra 1 of 2
Cadmium (mg/L)	GWA-43	0.0005	n/a	2/16/2026	0.0005ND	No	24	95.83	n/a	n/a	0.003124	NP Intra (NDs) 1 of 2
Cadmium (mg/L)	GWA-50	0.0005	n/a	2/17/2026	0.0005ND	No	39	94.87	n/a	n/a	0.001226	NP Intra (NDs) 1 of 2
Cadmium (mg/L)	GWC-16R	0.0005	n/a	2/13/2026	0.0005ND	No	33	96.97	n/a	n/a	0.001701	NP Intra (NDs) 1 of 2
Cadmium (mg/L)	GWC-17R	0.0005	n/a	2/13/2026	0.0005ND	No	33	96.97	n/a	n/a	0.001701	NP Intra (NDs) 1 of 2
Cadmium (mg/L)	GWC-18	0.0005	n/a	2/12/2026	0.0005ND	No	33	93.94	n/a	n/a	0.001701	NP Intra (NDs) 1 of 2
Cadmium (mg/L)	GWC-18R	0.0005	n/a	2/12/2026	0.0005ND	No	33	96.97	n/a	n/a	0.001701	NP Intra (NDs) 1 of 2
Cadmium (mg/L)	GWC-20R	0.0005	n/a	2/12/2026	0.0005ND	No	33	96.97	n/a	n/a	0.001701	NP Intra (NDs) 1 of 2
Cadmium (mg/L)	GWC-21R	0.0005	n/a	2/17/2026	0.0005ND	No	33	93.94	n/a	n/a	0.001701	NP Intra (NDs) 1 of 2
Cadmium (mg/L)	GWC-22R	0.0005	n/a	2/13/2026	0.0005ND	No	33	96.97	n/a	n/a	0.001701	NP Intra (NDs) 1 of 2
Cadmium (mg/L)	GWC-25R	0.0005	n/a	2/13/2026	0.0005ND	No	33	93.94	n/a	n/a	0.001701	NP Intra (NDs) 1 of 2
Cadmium (mg/L)	GWC-34	0.0009052	n/a	3/2/2026	0.0005	No	8	50	Kaplan-Meier	No	0.0001097	Param Intra 1 of 2
Cadmium (mg/L)	GWC-35	0.0005	n/a	2/24/2026	0.0005ND	No	9	88.89	n/a	n/a	0.01809	NP Intra (NDs) 1 of 2
Cadmium (mg/L)	GWC-36RA	0.001	n/a	2/12/2026	0.0005ND	No	33	36.36	n/a	n/a	0.001701	NP Intra (normality) 1 of 2
Cadmium (mg/L)	GWC-37	0.0005	n/a	2/12/2026	0.0005ND	No	33	78.79	n/a	n/a	0.001701	NP Intra (NDs) 1 of 2
Cadmium (mg/L)	GWC-38	0.0005	n/a	2/12/2026	0.0005ND	No	33	81.82	n/a	n/a	0.001701	NP Intra (NDs) 1 of 2
Cadmium (mg/L)	GWC-57	0.0005	n/a	3/2/2026	0.0005ND	No	9	100	n/a	n/a	0.01809	NP Intra (NDs) 1 of 2
Chromium (mg/L)	GWA-1	0.012	n/a	2/18/2026	0.00047J	No	42	78.57	n/a	n/a	0.001077	NP Intra (NDs) 1 of 2
Chromium (mg/L)	GWA-2	0.009	n/a	2/18/2026	0.00082J	No	42	66.67	n/a	n/a	0.001077	NP Intra (NDs) 1 of 2
Chromium (mg/L)	GWA-2R	0.012	n/a	2/18/2026	0.0004J	No	44	81.82	n/a	n/a	0.0009963	NP Intra (NDs) 1 of 2
Chromium (mg/L)	GWA-3A	0.012	n/a	2/17/2026	0.0008J	No	40	82.5	n/a	n/a	0.001159	NP Intra (NDs) 1 of 2
Chromium (mg/L)	GWA-4RZ	0.012	n/a	2/18/2026	0.005ND	No	38	81.58	n/a	n/a	0.001294	NP Intra (NDs) 1 of 2
Chromium (mg/L)	GWA-39RZ	0.005	n/a	2/18/2026	0.005ND	No	22	59.09	n/a	n/a	0.003707	NP Intra (NDs) 1 of 2
Chromium (mg/L)	GWA-39Z	0.005	n/a	2/18/2026	0.0004J	No	23	91.3	n/a	n/a	0.003415	NP Intra (NDs) 1 of 2
Chromium (mg/L)	GWA-40	0.005	n/a	2/16/2026	0.00064J	No	24	79.17	n/a	n/a	0.003124	NP Intra (NDs) 1 of 2
Chromium (mg/L)	GWA-41	0.015	n/a	2/16/2026	0.00044J	No	24	87.5	n/a	n/a	0.003124	NP Intra (NDs) 1 of 2
Chromium (mg/L)	GWA-41R	0.005	n/a	2/16/2026	0.00027J	No	24	91.67	n/a	n/a	0.003124	NP Intra (NDs) 1 of 2
Chromium (mg/L)	GWA-42	0.005	n/a	2/16/2026	0.00057J	No	24	95.83	n/a	n/a	0.003124	NP Intra (NDs) 1 of 2
Chromium (mg/L)	GWA-43	0.005	n/a	2/16/2026	0.00045J	No	24	75	n/a	n/a	0.003124	NP Intra (NDs) 1 of 2
Chromium (mg/L)	GWA-43R	0.005	n/a	2/16/2026	0.00063J	No	24	50	n/a	n/a	0.003124	NP Intra (normality) 1 of 2
Chromium (mg/L)	GWA-50	0.005	n/a	2/17/2026	0.00025J	No	39	87.18	n/a	n/a	0.001226	NP Intra (NDs) 1 of 2
Chromium (mg/L)	GWA-50R	0.0053	n/a	2/17/2026	0.00034J	No	39	69.23	n/a	n/a	0.001226	NP Intra (NDs) 1 of 2
Chromium (mg/L)	GWC-16R	0.005	n/a	2/13/2026	0.0004J	No	33	60.61	n/a	n/a	0.001701	NP Intra (NDs) 1 of 2
Chromium (mg/L)	GWC-17R	0.005	n/a	2/13/2026	0.00053J	No	33	81.82	n/a	n/a	0.001701	NP Intra (NDs) 1 of 2
Chromium (mg/L)	GWC-18	0.004992	n/a	2/12/2026	0.0015J	No	33	9.091	None	No	0.0001097	Param Intra 1 of 2
Chromium (mg/L)	GWC-18R	0.008	n/a	2/12/2026	0.00071J	No	29	68.97	n/a	n/a	0.002172	NP Intra (NDs) 1 of 2
Chromium (mg/L)	GWC-19R	0.005	n/a	2/12/2026	0.00069J	No	33	66.67	n/a	n/a	0.001701	NP Intra (NDs) 1 of 2
Chromium (mg/L)	GWC-20R	0.005	n/a	2/12/2026	0.00081J	No	33	66.67	n/a	n/a	0.001701	NP Intra (NDs) 1 of 2
Chromium (mg/L)	GWC-21R	0.0067	n/a	2/17/2026	0.0021J	No	33	54.55	n/a	n/a	0.001701	NP Intra (NDs) 1 of 2
Chromium (mg/L)	GWC-22R	0.005	n/a	2/13/2026	0.0003J	No	33	90.91	n/a	n/a	0.001701	NP Intra (NDs) 1 of 2
Chromium (mg/L)	GWC-23R	0.005	n/a	2/13/2026	0.00046J	No	33	72.73	n/a	n/a	0.001701	NP Intra (NDs) 1 of 2
Chromium (mg/L)	GWC-24R	0.005	n/a	2/12/2026	0.00044J	No	33	96.97	n/a	n/a	0.001701	NP Intra (NDs) 1 of 2
Chromium (mg/L)	GWC-25R	0.005	n/a	2/13/2026	0.00086J	No	33	72.73	n/a	n/a	0.001701	NP Intra (NDs) 1 of 2
Chromium (mg/L)	GWC-26	0.005	n/a	2/24/2026	0.00065J	No	9	100	n/a	n/a	0.01809	NP Intra (NDs) 1 of 2
Chromium (mg/L)	GWC-27	0.005	n/a	3/2/2026	0.00098J	No	9	100	n/a	n/a	0.01809	NP Intra (NDs) 1 of 2
Chromium (mg/L)	GWC-27R	0.005	n/a	3/2/2026	0.0007J	No	9	100	n/a	n/a	0.01809	NP Intra (NDs) 1 of 2
Chromium (mg/L)	GWC-29	0.005	n/a	2/26/2026	0.00077J	No	9	100	n/a	n/a	0.01809	NP Intra (NDs) 1 of 2
Chromium (mg/L)	GWC-29R	0.005	n/a	2/26/2026	0.00051J	No	9	100	n/a	n/a	0.01809	NP Intra (NDs) 1 of 2

Appendix I Intrawell Prediction Limits - All Results

Plant Bowen Client: Southern Company Data: Bowen LF 3-8 Printed 5/1/2026, 4:32 PM

Constituent	Well	Upper Lim.	Lower Lim.	Date	Observ.	Sig.	Bg N	%NDs	ND Adj.	Transform	Alpha	Method
Chromium (mg/L)	GWC-30	0.005	n/a	2/27/2026	0.00065J	No	9	100	n/a	n/a	0.01809	NP Intra (NDs) 1 of 2
Chromium (mg/L)	GWC-31	0.005	n/a	2/25/2026	0.00035J	No	9	100	n/a	n/a	0.01809	NP Intra (NDs) 1 of 2
Chromium (mg/L)	GWC-31R	0.005	n/a	2/27/2026	0.00072J	No	9	100	n/a	n/a	0.01809	NP Intra (NDs) 1 of 2
Chromium (mg/L)	GWC-33R	0.005	n/a	3/3/2026	0.00083J	No	9	100	n/a	n/a	0.01809	NP Intra (NDs) 1 of 2
Chromium (mg/L)	GWC-34R	0.005	n/a	3/2/2026	0.00024J	No	8	100	n/a	n/a	0.02144	NP Intra (NDs) 1 of 2
Chromium (mg/L)	GWC-35	0.005	n/a	2/24/2026	0.00027J	No	9	100	n/a	n/a	0.01809	NP Intra (NDs) 1 of 2
Chromium (mg/L)	GWC-36A	0.005	n/a	2/12/2026	0.00063J	No	7	100	n/a	n/a	0.02765	NP Intra (NDs) 1 of 2
Chromium (mg/L)	GWC-36RA	0.005	n/a	2/12/2026	0.00067J	No	33	69.7	n/a	n/a	0.001701	NP Intra (NDs) 1 of 2
Chromium (mg/L)	GWC-37	0.005	n/a	2/12/2026	0.00026J	No	32	87.5	n/a	n/a	0.001803	NP Intra (NDs) 1 of 2
Chromium (mg/L)	GWC-38	0.005	n/a	2/12/2026	0.00073J	No	33	24.24	n/a	n/a	0.001701	NP Intra (normality) 1 of 2
Chromium (mg/L)	GWC-57	0.005	n/a	3/2/2026	0.0003J	No	9	100	n/a	n/a	0.01809	NP Intra (NDs) 1 of 2
Cobalt (mg/L)	GWA-1	0.005	n/a	2/18/2026	0.005ND	No	45	82.22	n/a	n/a	0.0009557	NP Intra (NDs) 1 of 2
Cobalt (mg/L)	GWA-2	0.013	n/a	2/18/2026	0.005ND	No	45	93.33	n/a	n/a	0.0009557	NP Intra (NDs) 1 of 2
Cobalt (mg/L)	GWA-2R	0.005	n/a	2/18/2026	0.005ND	No	44	88.64	n/a	n/a	0.0009963	NP Intra (NDs) 1 of 2
Cobalt (mg/L)	GWA-3A	0.0057	n/a	2/17/2026	0.005ND	No	44	50	n/a	n/a	0.0009963	NP Intra (normality) 1 of 2
Cobalt (mg/L)	GWA-4RZ	0.02203	n/a	2/18/2026	0.018	No	38	23.68	Kaplan-Meier	No	0.0001097	Param Intra 1 of 2
Cobalt (mg/L)	GWA-39Z	0.0114	n/a	2/18/2026	0.005ND	No	24	50	n/a	n/a	0.003124	NP Intra (normality) 1 of 2
Cobalt (mg/L)	GWA-41R	0.005	n/a	2/16/2026	0.00047J	No	24	75	n/a	n/a	0.003124	NP Intra (NDs) 1 of 2
Cobalt (mg/L)	GWA-42	0.005	n/a	2/16/2026	0.005ND	No	24	87.5	n/a	n/a	0.003124	NP Intra (NDs) 1 of 2
Cobalt (mg/L)	GWA-43	0.005	n/a	2/16/2026	0.00015J	No	24	95.83	n/a	n/a	0.003124	NP Intra (NDs) 1 of 2
Cobalt (mg/L)	GWA-50R	0.005	n/a	2/17/2026	0.005ND	No	39	84.62	n/a	n/a	0.001226	NP Intra (NDs) 1 of 2
Cobalt (mg/L)	GWC-16R	0.00794	n/a	2/13/2026	0.00048J	No	33	39.39	n/a	n/a	0.001701	NP Intra (normality) 1 of 2
Cobalt (mg/L)	GWC-18	0.005	n/a	2/12/2026	0.005ND	No	33	93.94	n/a	n/a	0.001701	NP Intra (NDs) 1 of 2
Cobalt (mg/L)	GWC-18R	0.005	n/a	2/12/2026	0.005ND	No	33	87.88	n/a	n/a	0.001701	NP Intra (NDs) 1 of 2
Cobalt (mg/L)	GWC-21R	0.005	n/a	2/17/2026	0.005ND	No	33	69.7	n/a	n/a	0.001701	NP Intra (NDs) 1 of 2
Cobalt (mg/L)	GWC-22R	0.005	n/a	2/13/2026	0.00027J	No	33	63.64	n/a	n/a	0.001701	NP Intra (NDs) 1 of 2
Cobalt (mg/L)	GWC-23R	0.005	n/a	2/13/2026	0.005ND	No	33	93.94	n/a	n/a	0.001701	NP Intra (NDs) 1 of 2
Cobalt (mg/L)	GWC-25R	0.005	n/a	2/13/2026	0.005ND	No	33	93.94	n/a	n/a	0.001701	NP Intra (NDs) 1 of 2
Cobalt (mg/L)	GWC-27	0.005	n/a	3/2/2026	0.00026J	No	9	77.78	n/a	n/a	0.01809	NP Intra (NDs) 1 of 2
Cobalt (mg/L)	GWC-28	0.005	n/a	3/2/2026	0.0005J	No	9	77.78	n/a	n/a	0.01809	NP Intra (NDs) 1 of 2
Cobalt (mg/L)	GWC-29	0.005	n/a	2/26/2026	0.005ND	No	9	88.89	n/a	n/a	0.01809	NP Intra (NDs) 1 of 2
Cobalt (mg/L)	GWC-29R	0.005	n/a	2/26/2026	0.005ND	No	9	88.89	n/a	n/a	0.01809	NP Intra (NDs) 1 of 2
Cobalt (mg/L)	GWC-31	0.0025	n/a	2/25/2026	0.00028J	No	9	11.11	n/a	n/a	0.01809	NP Intra (normality) 1 of 2
Cobalt (mg/L)	GWC-32	0.0025	n/a	3/2/2026	0.00029J	No	9	11.11	n/a	n/a	0.01809	NP Intra (normality) 1 of 2
Cobalt (mg/L)	GWC-33R	0.005	n/a	3/3/2026	0.00019J	No	9	100	n/a	n/a	0.01809	NP Intra (NDs) 1 of 2
Cobalt (mg/L)	**GWC-34**	**0.016**	**n/a**	**3/2/2026**	**0.017**	**Yes**	**8**	**0**	**n/a**	**n/a**	**0.02144**	**NP Intra (normality) 1 of 2**
Cobalt (mg/L)	GWC-34R	0.003349	n/a	3/2/2026	0.0034J	No	8	0	None	No	0.0001097	Param Intra 1 of 2
Cobalt (mg/L)	GWC-35	0.005	n/a	2/24/2026	0.005ND	No	9	88.89	n/a	n/a	0.01809	NP Intra (NDs) 1 of 2
Cobalt (mg/L)	GWC-36RA	0.005	n/a	2/12/2026	0.005ND	No	33	84.85	n/a	n/a	0.001701	NP Intra (NDs) 1 of 2
Cobalt (mg/L)	GWC-37	0.005	n/a	2/12/2026	0.00012J	No	33	72.73	n/a	n/a	0.001701	NP Intra (NDs) 1 of 2
Cobalt (mg/L)	GWC-38	0.004713	n/a	2/12/2026	0.0016J	No	30	0	None	ln(x)	0.0001097	Param Intra 1 of 2
Cobalt (mg/L)	GWC-57	0.005673	n/a	3/2/2026	0.00083J	No	9	11.11	None	ln(x)	0.0001097	Param Intra 1 of 2
Copper (mg/L)	GWA-1	0.0094	n/a	2/18/2026	0.005ND	No	40	65	n/a	n/a	0.001159	NP Intra (NDs) 1 of 2
Copper (mg/L)	GWA-2	0.013	n/a	2/18/2026	0.005ND	No	40	75	n/a	n/a	0.001159	NP Intra (NDs) 1 of 2
Copper (mg/L)	GWA-2R	0.013	n/a	2/18/2026	0.005ND	No	40	62.5	n/a	n/a	0.001159	NP Intra (NDs) 1 of 2
Copper (mg/L)	GWA-3A	0.005	n/a	2/17/2026	0.005ND	No	9	100	n/a	n/a	0.01809	NP Intra (NDs) 1 of 2
Copper (mg/L)	GWA-4RZ	0.02	n/a	2/18/2026	0.005ND	No	31	58.06	n/a	n/a	0.001905	NP Intra (NDs) 1 of 2
Copper (mg/L)	GWA-39RZ	0.011	n/a	2/18/2026	0.005ND	No	18	83.33	n/a	n/a	0.005373	NP Intra (NDs) 1 of 2
Copper (mg/L)	GWA-39Z	0.005	n/a	2/18/2026	0.005ND	No	23	82.61	n/a	n/a	0.003415	NP Intra (NDs) 1 of 2
Copper (mg/L)	GWA-40	0.005	n/a	2/16/2026	0.005ND	No	23	95.65	n/a	n/a	0.003415	NP Intra (NDs) 1 of 2
Copper (mg/L)	GWA-41	0.005	n/a	2/16/2026	0.005ND	No	23	82.61	n/a	n/a	0.003415	NP Intra (NDs) 1 of 2
Copper (mg/L)	GWA-41R	0.005	n/a	2/16/2026	0.005ND	No	23	47.83	n/a	n/a	0.003415	NP Intra (normality) 1 of 2
Copper (mg/L)	GWA-42	0.005	n/a	2/16/2026	0.00074J	No	23	91.3	n/a	n/a	0.003415	NP Intra (NDs) 1 of 2
Copper (mg/L)	GWA-43	0.005	n/a	2/16/2026	0.005ND	No	23	73.91	n/a	n/a	0.003415	NP Intra (NDs) 1 of 2
Copper (mg/L)	GWA-43R	0.005	n/a	2/16/2026	0.005ND	No	23	78.26	n/a	n/a	0.003415	NP Intra (NDs) 1 of 2
Copper (mg/L)	GWA-50	0.018	n/a	2/17/2026	0.0017J	No	34	11.76	n/a	n/a	0.001599	NP Intra (normality) 1 of 2
Copper (mg/L)	GWA-50R	0.014	n/a	2/17/2026	0.0033J	No	23	0	n/a	n/a	0.003415	NP Intra (normality) 1 of 2
Copper (mg/L)	GWC-16R	0.004644	n/a	2/13/2026	0.0012J	No	28	21.43	Kaplan-Meier	ln(x)	0.0001097	Param Intra 1 of 2
Copper (mg/L)	GWC-17R	0.0124	n/a	2/13/2026	0.005ND	No	28	64.29	n/a	n/a	0.002337	NP Intra (NDs) 1 of 2
Copper (mg/L)	GWC-18	0.005	n/a	2/12/2026	0.005ND	No	28	96.43	n/a	n/a	0.002337	NP Intra (NDs) 1 of 2
Copper (mg/L)	GWC-18R	0.005	n/a	2/12/2026	0.005ND	No	28	92.86	n/a	n/a	0.002337	NP Intra (NDs) 1 of 2
Copper (mg/L)	GWC-19R	0.005	n/a	2/12/2026	0.005ND	No	28	89.29	n/a	n/a	0.002337	NP Intra (NDs) 1 of 2
Copper (mg/L)	GWC-20R	0.005	n/a	2/12/2026	0.005ND	No	28	96.43	n/a	n/a	0.002337	NP Intra (NDs) 1 of 2
Copper (mg/L)	GWC-21R	0.01	n/a	2/17/2026	0.0008J	No	28	50	n/a	n/a	0.002337	NP Intra (normality) 1 of 2
Copper (mg/L)	GWC-22R	0.005	n/a	2/13/2026	0.0024J	No	28	92.86	n/a	n/a	0.002337	NP Intra (NDs) 1 of 2

Appendix I Intrawell Prediction Limits - All Results

Plant Bowen Client: Southern Company Data: Bowen LF 3-8 Printed 5/1/2026, 4:32 PM

Constituent	Well	Upper Lim.	Lower Lim.	Date	Observ.	Sig.	Bg N	%NDs	ND Adj.	Transform	Alpha	Method
Copper (mg/L)	GWC-23R	0.005	n/a	2/13/2026	0.005ND	No	28	67.86	n/a	n/a	0.002337	NP Intra (NDs) 1 of 2
Copper (mg/L)	GWC-24R	0.005	n/a	2/12/2026	0.005ND	No	28	71.43	n/a	n/a	0.002337	NP Intra (NDs) 1 of 2
Copper (mg/L)	GWC-25R	0.005	n/a	2/13/2026	0.005ND	No	28	89.29	n/a	n/a	0.002337	NP Intra (NDs) 1 of 2
Copper (mg/L)	GWC-27R	0.005	n/a	3/2/2026	0.005ND	No	9	66.67	n/a	n/a	0.01809	NP Intra (NDs) 1 of 2
Copper (mg/L)	GWC-34R	0.005	n/a	3/2/2026	0.005ND	No	8	87.5	n/a	n/a	0.02144	NP Intra (NDs) 1 of 2
Copper (mg/L)	GWC-36RA	0.005	n/a	2/12/2026	0.005ND	No	28	75	n/a	n/a	0.002337	NP Intra (NDs) 1 of 2
Copper (mg/L)	GWC-37	0.02665	n/a	2/12/2026	0.015	No	28	3.571	None	No	0.0001097	Param Intra 1 of 2
Copper (mg/L)	GWC-38	0.005	n/a	2/12/2026	0.005ND	No	28	71.43	n/a	n/a	0.002337	NP Intra (NDs) 1 of 2
Copper (mg/L)	GWC-57	0.005	n/a	3/2/2026	0.005ND	No	9	88.89	n/a	n/a	0.01809	NP Intra (NDs) 1 of 2
Lead (mg/L)	GWA-1	0.0028	n/a	2/18/2026	0.001ND	No	45	77.78	n/a	n/a	0.0009557	NP Intra (NDs) 1 of 2
Lead (mg/L)	GWA-2	0.001	n/a	2/18/2026	0.001ND	No	45	93.33	n/a	n/a	0.0009557	NP Intra (NDs) 1 of 2
Lead (mg/L)	GWA-2R	0.001	n/a	2/18/2026	0.001ND	No	45	93.33	n/a	n/a	0.0009557	NP Intra (NDs) 1 of 2
Lead (mg/L)	GWA-3A	0.001	n/a	2/17/2026	0.001ND	No	44	97.73	n/a	n/a	0.0009963	NP Intra (NDs) 1 of 2
Lead (mg/L)	GWA-4RZ	0.0044	n/a	2/18/2026	0.001ND	No	38	92.11	n/a	n/a	0.001294	NP Intra (NDs) 1 of 2
Lead (mg/L)	GWA-39RZ	0.001	n/a	2/18/2026	0.001ND	No	22	77.27	n/a	n/a	0.003707	NP Intra (NDs) 1 of 2
Lead (mg/L)	GWA-39Z	0.001	n/a	2/18/2026	0.001ND	No	24	79.17	n/a	n/a	0.003124	NP Intra (NDs) 1 of 2
Lead (mg/L)	GWA-40	0.001	n/a	2/16/2026	0.001ND	No	24	79.17	n/a	n/a	0.003124	NP Intra (NDs) 1 of 2
Lead (mg/L)	GWA-41	0.001	n/a	2/16/2026	0.001ND	No	24	95.83	n/a	n/a	0.003124	NP Intra (NDs) 1 of 2
Lead (mg/L)	GWA-41R	0.001	n/a	2/16/2026	0.001ND	No	24	75	n/a	n/a	0.003124	NP Intra (NDs) 1 of 2
Lead (mg/L)	GWA-42	0.001	n/a	2/16/2026	0.001ND	No	24	87.5	n/a	n/a	0.003124	NP Intra (NDs) 1 of 2
Lead (mg/L)	GWA-43	0.001	n/a	2/16/2026	0.001ND	No	24	70.83	n/a	n/a	0.003124	NP Intra (NDs) 1 of 2
Lead (mg/L)	GWA-43R	0.0038	n/a	2/16/2026	0.001ND	No	24	70.83	n/a	n/a	0.003124	NP Intra (NDs) 1 of 2
Lead (mg/L)	GWA-50	0.001	n/a	2/17/2026	0.001ND	No	39	92.31	n/a	n/a	0.001226	NP Intra (NDs) 1 of 2
Lead (mg/L)	GWC-16R	0.001	n/a	2/13/2026	0.001ND	No	33	84.85	n/a	n/a	0.001701	NP Intra (NDs) 1 of 2
Lead (mg/L)	GWC-17R	0.001	n/a	2/13/2026	0.001ND	No	33	96.97	n/a	n/a	0.001701	NP Intra (NDs) 1 of 2
Lead (mg/L)	GWC-18	0.001	n/a	2/12/2026	0.001ND	No	33	72.73	n/a	n/a	0.001701	NP Intra (NDs) 1 of 2
Lead (mg/L)	GWC-18R	0.001	n/a	2/12/2026	0.001ND	No	33	75.76	n/a	n/a	0.001701	NP Intra (NDs) 1 of 2
Lead (mg/L)	GWC-19R	0.001	n/a	2/12/2026	0.001ND	No	33	81.82	n/a	n/a	0.001701	NP Intra (NDs) 1 of 2
Lead (mg/L)	GWC-21R	0.0016	n/a	2/17/2026	0.001ND	No	33	90.91	n/a	n/a	0.001701	NP Intra (NDs) 1 of 2
Lead (mg/L)	GWC-22R	0.001	n/a	2/13/2026	0.001ND	No	33	87.88	n/a	n/a	0.001701	NP Intra (NDs) 1 of 2
Lead (mg/L)	GWC-23R	0.001	n/a	2/13/2026	0.001ND	No	33	90.91	n/a	n/a	0.001701	NP Intra (NDs) 1 of 2
Lead (mg/L)	GWC-24R	0.001	n/a	2/12/2026	0.001ND	No	33	84.85	n/a	n/a	0.001701	NP Intra (NDs) 1 of 2
Lead (mg/L)	GWC-25R	0.001	n/a	2/13/2026	0.001ND	No	33	78.79	n/a	n/a	0.001701	NP Intra (NDs) 1 of 2
Lead (mg/L)	GWC-27R	0.001	n/a	3/2/2026	0.001ND	No	9	77.78	n/a	n/a	0.01809	NP Intra (NDs) 1 of 2
Lead (mg/L)	GWC-29	0.001	n/a	2/26/2026	0.001ND	No	9	88.89	n/a	n/a	0.01809	NP Intra (NDs) 1 of 2
Lead (mg/L)	GWC-33R	0.001	n/a	3/3/2026	0.001ND	No	9	88.89	n/a	n/a	0.01809	NP Intra (NDs) 1 of 2
Lead (mg/L)	GWC-35	0.001	n/a	2/24/2026	0.001ND	No	9	88.89	n/a	n/a	0.01809	NP Intra (NDs) 1 of 2
Lead (mg/L)	GWC-36RA	0.001	n/a	2/12/2026	0.001ND	No	32	75	n/a	n/a	0.001803	NP Intra (NDs) 1 of 2
Lead (mg/L)	GWC-37	0.001	n/a	2/12/2026	0.001ND	No	32	90.63	n/a	n/a	0.001803	NP Intra (NDs) 1 of 2
Lead (mg/L)	GWC-38	0.0047	n/a	2/12/2026	0.001ND	No	33	81.82	n/a	n/a	0.001701	NP Intra (NDs) 1 of 2
Lead (mg/L)	GWC-57	0.001	n/a	3/2/2026	0.001ND	No	9	88.89	n/a	n/a	0.01809	NP Intra (NDs) 1 of 2
Mercury (mg/L)	GWA-1	0.0002	n/a	2/18/2026	0.0002ND	No	45	93.33	n/a	n/a	0.0009557	NP Intra (NDs) 1 of 2
Mercury (mg/L)	GWA-2	0.0002	n/a	2/18/2026	0.0002ND	No	45	86.67	n/a	n/a	0.0009557	NP Intra (NDs) 1 of 2
Mercury (mg/L)	GWA-3A	0.0002	n/a	2/17/2026	0.0002ND	No	44	95.45	n/a	n/a	0.0009963	NP Intra (NDs) 1 of 2
Mercury (mg/L)	GWA-4RZ	0.0002	n/a	2/18/2026	0.0002ND	No	38	89.47	n/a	n/a	0.001294	NP Intra (NDs) 1 of 2
Mercury (mg/L)	GWA-39RZ	0.0002	n/a	2/18/2026	0.0002ND	No	22	95.45	n/a	n/a	0.003707	NP Intra (NDs) 1 of 2
Mercury (mg/L)	GWA-39Z	0.0002	n/a	2/18/2026	0.0002ND	No	24	95.83	n/a	n/a	0.003124	NP Intra (NDs) 1 of 2
Mercury (mg/L)	GWA-40	0.0002	n/a	2/16/2026	0.00014J	No	24	91.67	n/a	n/a	0.003124	NP Intra (NDs) 1 of 2
Mercury (mg/L)	GWA-41	0.0002	n/a	2/16/2026	0.0002ND	No	24	91.67	n/a	n/a	0.003124	NP Intra (NDs) 1 of 2
Mercury (mg/L)	GWA-41R	0.0002	n/a	2/16/2026	0.0002ND	No	24	91.67	n/a	n/a	0.003124	NP Intra (NDs) 1 of 2
Mercury (mg/L)	GWA-42	0.0002	n/a	2/16/2026	0.0002ND	No	24	87.5	n/a	n/a	0.003124	NP Intra (NDs) 1 of 2
Mercury (mg/L)	GWA-43R	0.0002	n/a	2/16/2026	0.0002ND	No	24	91.67	n/a	n/a	0.003124	NP Intra (NDs) 1 of 2
Mercury (mg/L)	GWA-50	0.0002	n/a	2/17/2026	0.0002ND	No	39	92.31	n/a	n/a	0.001226	NP Intra (NDs) 1 of 2
Mercury (mg/L)	GWA-50R	0.0002	n/a	2/17/2026	0.0002ND	No	39	97.44	n/a	n/a	0.001226	NP Intra (NDs) 1 of 2
Mercury (mg/L)	GWC-16R	0.0002	n/a	2/13/2026	0.00012J	No	33	93.94	n/a	n/a	0.001701	NP Intra (NDs) 1 of 2
Mercury (mg/L)	GWC-17R	0.0002	n/a	2/13/2026	0.0001J	No	33	90.91	n/a	n/a	0.001701	NP Intra (NDs) 1 of 2
Mercury (mg/L)	GWC-18	0.0002	n/a	2/12/2026	0.0002ND	No	33	81.82	n/a	n/a	0.001701	NP Intra (NDs) 1 of 2
Mercury (mg/L)	GWC-18R	0.0002	n/a	2/12/2026	0.0002ND	No	33	90.91	n/a	n/a	0.001701	NP Intra (NDs) 1 of 2
Mercury (mg/L)	GWC-19R	0.0002	n/a	2/12/2026	0.0002ND	No	33	87.88	n/a	n/a	0.001701	NP Intra (NDs) 1 of 2
Mercury (mg/L)	GWC-20R	0.0002	n/a	2/12/2026	0.0002ND	No	33	90.91	n/a	n/a	0.001701	NP Intra (NDs) 1 of 2
Mercury (mg/L)	GWC-21R	0.0002	n/a	2/17/2026	0.0002ND	No	33	96.97	n/a	n/a	0.001701	NP Intra (NDs) 1 of 2
Mercury (mg/L)	GWC-22R	0.0002	n/a	2/13/2026	0.0002ND	No	33	87.88	n/a	n/a	0.001701	NP Intra (NDs) 1 of 2
Mercury (mg/L)	GWC-23R	0.0002	n/a	2/13/2026	0.00018J	No	33	93.94	n/a	n/a	0.001701	NP Intra (NDs) 1 of 2
Mercury (mg/L)	GWC-24R	0.0002	n/a	2/12/2026	0.0002ND	No	33	90.91	n/a	n/a	0.001701	NP Intra (NDs) 1 of 2
Mercury (mg/L)	GWC-25R	0.0002	n/a	2/13/2026	0.0002ND	No	33	90.91	n/a	n/a	0.001701	NP Intra (NDs) 1 of 2

Appendix I Intrawell Prediction Limits - All Results

Plant Bowen Client: Southern Company Data: Bowen LF 3-8 Printed 5/1/2026, 4:32 PM

Constituent	Well	Upper Lim.	Lower Lim.	Date	Observ.	Sig.	Bg N	%NDs	ND Adj.	Transform	Alpha	Method
Mercury (mg/L)	GWC-26	0.0002	n/a	2/24/2026	0.00014J	No	9	100	n/a	n/a	0.01809	NP Intra (NDs) 1 of 2
Mercury (mg/L)	GWC-28	0.0002	n/a	3/2/2026	0.0002ND	No	9	88.89	n/a	n/a	0.01809	NP Intra (NDs) 1 of 2
Mercury (mg/L)	GWC-29	0.0002	n/a	2/26/2026	0.0002ND	No	9	100	n/a	n/a	0.01809	NP Intra (NDs) 1 of 2
Mercury (mg/L)	GWC-29R	0.0002	n/a	2/26/2026	0.0002ND	No	9	88.89	n/a	n/a	0.01809	NP Intra (NDs) 1 of 2
Mercury (mg/L)	GWC-30	0.0002	n/a	2/27/2026	0.0002ND	No	9	88.89	n/a	n/a	0.01809	NP Intra (NDs) 1 of 2
Mercury (mg/L)	GWC-35	0.0002	n/a	2/24/2026	0.00014J	No	9	100	n/a	n/a	0.01809	NP Intra (NDs) 1 of 2
Mercury (mg/L)	GWC-36RA	0.0002	n/a	2/12/2026	0.0002ND	No	33	84.85	n/a	n/a	0.001701	NP Intra (NDs) 1 of 2
Mercury (mg/L)	GWC-37	0.0002	n/a	2/12/2026	0.0002ND	No	33	87.88	n/a	n/a	0.001701	NP Intra (NDs) 1 of 2
Mercury (mg/L)	GWC-38	0.0002	n/a	2/12/2026	0.0002ND	No	33	84.85	n/a	n/a	0.001701	NP Intra (NDs) 1 of 2
Nickel (mg/L)	GWA-1	0.024	n/a	2/18/2026	0.005ND	No	39	74.36	n/a	n/a	0.001226	NP Intra (NDs) 1 of 2
Nickel (mg/L)	GWA-2	0.02	n/a	2/18/2026	0.005ND	No	38	76.32	n/a	n/a	0.001294	NP Intra (NDs) 1 of 2
Nickel (mg/L)	GWA-2R	0.0093	n/a	2/18/2026	0.005ND	No	39	82.05	n/a	n/a	0.001226	NP Intra (NDs) 1 of 2
Nickel (mg/L)	GWA-3A	0.005	n/a	2/17/2026	0.005ND	No	9	100	n/a	n/a	0.01809	NP Intra (NDs) 1 of 2
Nickel (mg/L)	GWA-4RZ	0.011	n/a	2/18/2026	0.005ND	No	31	61.29	n/a	n/a	0.001905	NP Intra (NDs) 1 of 2
Nickel (mg/L)	GWA-39RZ	0.005	n/a	2/18/2026	0.005ND	No	18	83.33	n/a	n/a	0.005373	NP Intra (NDs) 1 of 2
Nickel (mg/L)	GWA-39Z	0.0149	n/a	2/18/2026	0.005ND	No	22	45.45	n/a	n/a	0.003707	NP Intra (normality) 1 of 2
Nickel (mg/L)	GWA-40	0.005	n/a	2/16/2026	0.005ND	No	23	95.65	n/a	n/a	0.003415	NP Intra (NDs) 1 of 2
Nickel (mg/L)	GWA-41	0.0089	n/a	2/16/2026	0.005ND	No	23	60.87	n/a	n/a	0.003415	NP Intra (NDs) 1 of 2
Nickel (mg/L)	GWA-41R	0.005	n/a	2/16/2026	0.005ND	No	23	56.52	n/a	n/a	0.003415	NP Intra (NDs) 1 of 2
Nickel (mg/L)	GWA-42	0.0025	n/a	2/16/2026	0.0015J	No	23	13.04	n/a	n/a	0.003415	NP Intra (normality) 1 of 2
Nickel (mg/L)	GWA-43	0.005	n/a	2/16/2026	0.005ND	No	23	47.83	n/a	n/a	0.003415	NP Intra (normality) 1 of 2
Nickel (mg/L)	GWA-43R	0.005	n/a	2/16/2026	0.005ND	No	23	91.3	n/a	n/a	0.003415	NP Intra (NDs) 1 of 2
Nickel (mg/L)	GWA-50	0.005	n/a	2/17/2026	0.005ND	No	34	44.12	n/a	n/a	0.001599	NP Intra (normality) 1 of 2
Nickel (mg/L)	GWA-50R	0.004905	n/a	2/17/2026	0.0025ND	No	23	13.04	None	sqrt(x)	0.0001097	Param Intra 1 of 2
Nickel (mg/L)	GWC-16R	0.0274	n/a	2/13/2026	0.009	No	24	0	None	sqrt(x)	0.0001097	Param Intra 1 of 2
Nickel (mg/L)	GWC-17R	0.005	n/a	2/13/2026	0.005ND	No	28	96.43	n/a	n/a	0.002337	NP Intra (NDs) 1 of 2
Nickel (mg/L)	GWC-18	0.005	n/a	2/12/2026	0.005ND	No	28	75	n/a	n/a	0.002337	NP Intra (NDs) 1 of 2
Nickel (mg/L)	GWC-19R	0.005	n/a	2/12/2026	0.005ND	No	28	89.29	n/a	n/a	0.002337	NP Intra (NDs) 1 of 2
Nickel (mg/L)	GWC-21R	0.005	n/a	2/17/2026	0.0011J	No	27	29.63	n/a	n/a	0.002502	NP Intra (normality) 1 of 2
Nickel (mg/L)	GWC-22R	0.005	n/a	2/13/2026	0.005ND	No	28	82.14	n/a	n/a	0.002337	NP Intra (NDs) 1 of 2
Nickel (mg/L)	GWC-23R	0.005	n/a	2/13/2026	0.005ND	No	28	82.14	n/a	n/a	0.002337	NP Intra (NDs) 1 of 2
Nickel (mg/L)	GWC-24R	0.005	n/a	2/12/2026	0.005ND	No	28	96.43	n/a	n/a	0.002337	NP Intra (NDs) 1 of 2
Nickel (mg/L)	GWC-25R	0.005	n/a	2/13/2026	0.005ND	No	28	96.43	n/a	n/a	0.002337	NP Intra (NDs) 1 of 2
Nickel (mg/L)	GWC-34	0.01285	n/a	3/2/2026	0.012	No	8	0	None	No	0.0001097	Param Intra 1 of 2
Nickel (mg/L)	GWC-34R	0.005	n/a	3/2/2026	0.0022J	No	8	62.5	n/a	n/a	0.02144	NP Intra (NDs) 1 of 2
Nickel (mg/L)	GWC-36RA	0.01	n/a	2/12/2026	0.005ND	No	28	67.86	n/a	n/a	0.002337	NP Intra (NDs) 1 of 2
Nickel (mg/L)	GWC-37	0.02695	n/a	2/12/2026	0.018	No	28	3.571	None	No	0.0001097	Param Intra 1 of 2
Nickel (mg/L)	GWC-38	0.017	n/a	2/12/2026	0.0012J	No	28	21.43	n/a	n/a	0.002337	NP Intra (normality) 1 of 2
Nickel (mg/L)	GWC-57	0.005	n/a	3/2/2026	0.00095J	No	9	88.89	n/a	n/a	0.01809	NP Intra (NDs) 1 of 2
Selenium (mg/L)	GWA-2	0.005	n/a	2/18/2026	0.00066J	No	45	86.67	n/a	n/a	0.0009557	NP Intra (NDs) 1 of 2
Selenium (mg/L)	GWA-2R	0.005	n/a	2/18/2026	0.005ND	No	45	97.78	n/a	n/a	0.0009557	NP Intra (NDs) 1 of 2
Selenium (mg/L)	GWA-4RZ	0.005	n/a	2/18/2026	0.00056J	No	38	100	n/a	n/a	0.001294	NP Intra (NDs) 1 of 2
Selenium (mg/L)	GWA-43	0.005	n/a	2/16/2026	0.005ND	No	24	95.83	n/a	n/a	0.003124	NP Intra (NDs) 1 of 2
Selenium (mg/L)	GWC-23R	0.005	n/a	2/13/2026	0.005ND	No	33	96.97	n/a	n/a	0.001701	NP Intra (NDs) 1 of 2
Selenium (mg/L)	GWC-26	0.005	n/a	2/24/2026	0.00071J	No	9	55.56	n/a	n/a	0.01809	NP Intra (NDs) 1 of 2
Selenium (mg/L)	GWC-27	0.005	n/a	3/2/2026	0.00096J	No	9	88.89	n/a	n/a	0.01809	NP Intra (NDs) 1 of 2
Selenium (mg/L)	GWC-29R	0.005	n/a	2/26/2026	0.0012J	No	9	66.67	n/a	n/a	0.01809	NP Intra (NDs) 1 of 2
Selenium (mg/L)	GWC-30	0.005	n/a	2/27/2026	0.005ND	No	9	88.89	n/a	n/a	0.01809	NP Intra (NDs) 1 of 2
Selenium (mg/L)	GWC-33R	0.005	n/a	3/3/2026	0.005ND	No	9	88.89	n/a	n/a	0.01809	NP Intra (NDs) 1 of 2
Selenium (mg/L)	GWC-36A	0.005	n/a	2/12/2026	0.0005J	No	7	100	n/a	n/a	0.02765	NP Intra (NDs) 1 of 2
Silver (mg/L)	GWA-50	0.005	n/a	2/17/2026	0.00056J	No	34	64.71	n/a	n/a	0.001599	NP Intra (NDs) 1 of 2
Silver (mg/L)	GWA-50R	0.004208	n/a	2/17/2026	0.0015	No	34	23.53	Kaplan-Meier	No	0.0001097	Param Intra 1 of 2
Silver (mg/L)	GWC-16R	0.0013	n/a	2/13/2026	0.001ND	No	28	96.43	n/a	n/a	0.002337	NP Intra (NDs) 1 of 2
Silver (mg/L)	GWC-17R	0.001	n/a	2/13/2026	0.001ND	No	28	92.86	n/a	n/a	0.002337	NP Intra (NDs) 1 of 2
Silver (mg/L)	GWC-18R	0.001	n/a	2/12/2026	0.001ND	No	28	96.43	n/a	n/a	0.002337	NP Intra (NDs) 1 of 2
Silver (mg/L)	GWC-38	0.001	n/a	2/12/2026	0.001ND	No	28	96.43	n/a	n/a	0.002337	NP Intra (NDs) 1 of 2
Thallium (mg/L)	GWA-1	0.0005	n/a	2/18/2026	0.0005ND	No	30	96.67	n/a	n/a	0.002008	NP Intra (NDs) 1 of 2
Thallium (mg/L)	GWA-2R	0.0005	n/a	2/18/2026	0.0005ND	No	29	93.1	n/a	n/a	0.002172	NP Intra (NDs) 1 of 2
Thallium (mg/L)	GWA-3A	0.0005	n/a	2/17/2026	0.0005ND	No	29	96.55	n/a	n/a	0.002172	NP Intra (NDs) 1 of 2
Thallium (mg/L)	GWA-39Z	0.0005	n/a	2/18/2026	0.0005ND	No	24	87.5	n/a	n/a	0.003124	NP Intra (NDs) 1 of 2
Thallium (mg/L)	GWA-40	0.0005	n/a	2/16/2026	0.0005ND	No	24	95.83	n/a	n/a	0.003124	NP Intra (NDs) 1 of 2
Thallium (mg/L)	GWA-41R	0.0005	n/a	2/16/2026	0.0005ND	No	24	91.67	n/a	n/a	0.003124	NP Intra (NDs) 1 of 2
Thallium (mg/L)	GWA-42	0.0005	n/a	2/16/2026	0.0005ND	No	24	91.67	n/a	n/a	0.003124	NP Intra (NDs) 1 of 2
Thallium (mg/L)	GWA-43	0.0005	n/a	2/16/2026	0.0005ND	No	24	87.5	n/a	n/a	0.003124	NP Intra (NDs) 1 of 2
Thallium (mg/L)	GWA-50R	0.0005	n/a	2/17/2026	0.0005ND	No	28	96.43	n/a	n/a	0.002337	NP Intra (NDs) 1 of 2

Appendix I Intrawell Prediction Limits - All Results

Plant Bowen Client: Southern Company Data: Bowen LF 3-8 Printed 5/1/2026, 4:32 PM

Constituent	Well	Upper Lim.	Lower Lim.	Date	Observ.	Sig.	Bg N	%NDs	ND Adj.	Transform	Alpha	Method
Thallium (mg/L)	GWC-16R	0.001	n/a	2/13/2026	0.00017J	No	33	36.36	n/a	n/a	0.001701	NP Intra (normality) 1 of 2
Thallium (mg/L)	GWC-17R	0.0005	n/a	2/13/2026	0.0005ND	No	33	96.97	n/a	n/a	0.001701	NP Intra (NDs) 1 of 2
Thallium (mg/L)	GWC-18	0.0005	n/a	2/12/2026	0.0005ND	No	33	57.58	n/a	n/a	0.001701	NP Intra (NDs) 1 of 2
Thallium (mg/L)	GWC-20R	0.0005	n/a	2/12/2026	0.0005ND	No	33	63.64	n/a	n/a	0.001701	NP Intra (NDs) 1 of 2
Thallium (mg/L)	GWC-21R	0.001	n/a	2/17/2026	0.00022J	No	33	36.36	n/a	n/a	0.001701	NP Intra (normality) 1 of 2
Thallium (mg/L)	GWC-22R	0.0005	n/a	2/13/2026	0.0005ND	No	33	51.52	n/a	n/a	0.001701	NP Intra (NDs) 1 of 2
Thallium (mg/L)	GWC-23R	0.001	n/a	2/13/2026	0.00018J	No	33	39.39	n/a	n/a	0.001701	NP Intra (normality) 1 of 2
Thallium (mg/L)	GWC-24R	0.0005	n/a	2/12/2026	0.0005ND	No	33	93.94	n/a	n/a	0.001701	NP Intra (NDs) 1 of 2
Thallium (mg/L)	GWC-26	0.0005	n/a	2/24/2026	0.0005ND	No	9	88.89	n/a	n/a	0.01809	NP Intra (NDs) 1 of 2
Thallium (mg/L)	GWC-29	0.001	n/a	2/26/2026	0.00025J	No	9	66.67	n/a	n/a	0.01809	NP Intra (NDs) 1 of 2
Thallium (mg/L)	GWC-29R	0.0005	n/a	2/26/2026	0.0005ND	No	9	88.89	n/a	n/a	0.01809	NP Intra (NDs) 1 of 2
Thallium (mg/L)	GWC-31	0.0005	n/a	2/25/2026	0.0005ND	No	9	88.89	n/a	n/a	0.01809	NP Intra (NDs) 1 of 2
Thallium (mg/L)	GWC-36RA	0.0005	n/a	2/12/2026	0.0005ND	No	33	93.94	n/a	n/a	0.001701	NP Intra (NDs) 1 of 2
Vanadium (mg/L)	GWA-1	0.0099	n/a	2/18/2026	0.0012J	No	40	92.5	n/a	n/a	0.001159	NP Intra (NDs) 1 of 2
Vanadium (mg/L)	GWA-2	0.0051	n/a	2/18/2026	0.005ND	No	39	87.18	n/a	n/a	0.001226	NP Intra (NDs) 1 of 2
Vanadium (mg/L)	GWA-2R	0.0078	n/a	2/18/2026	0.005ND	No	40	85	n/a	n/a	0.001159	NP Intra (NDs) 1 of 2
Vanadium (mg/L)	GWA-3A	0.005	n/a	2/17/2026	0.005ND	No	39	94.87	n/a	n/a	0.001226	NP Intra (NDs) 1 of 2
Vanadium (mg/L)	GWA-4RZ	0.01	n/a	2/18/2026	0.005ND	No	31	77.42	n/a	n/a	0.001905	NP Intra (NDs) 1 of 2
Vanadium (mg/L)	GWA-39RZ	0.005	n/a	2/18/2026	0.005ND	No	18	88.89	n/a	n/a	0.005373	NP Intra (NDs) 1 of 2
Vanadium (mg/L)	GWA-41R	0.005	n/a	2/16/2026	0.005ND	No	23	95.65	n/a	n/a	0.003415	NP Intra (NDs) 1 of 2
Vanadium (mg/L)	GWA-42	0.005	n/a	2/16/2026	0.005ND	No	23	95.65	n/a	n/a	0.003415	NP Intra (NDs) 1 of 2
Vanadium (mg/L)	GWA-43	0.005	n/a	2/16/2026	0.005ND	No	23	91.3	n/a	n/a	0.003415	NP Intra (NDs) 1 of 2
Vanadium (mg/L)	GWA-43R	0.005	n/a	2/16/2026	0.005ND	No	23	86.96	n/a	n/a	0.003415	NP Intra (NDs) 1 of 2
Vanadium (mg/L)	GWA-50R	0.0065	n/a	2/17/2026	0.005ND	No	34	79.41	n/a	n/a	0.001599	NP Intra (NDs) 1 of 2
Vanadium (mg/L)	GWC-16R	0.005	n/a	2/13/2026	0.005ND	No	28	57.14	n/a	n/a	0.002337	NP Intra (NDs) 1 of 2
Vanadium (mg/L)	GWC-17R	0.005	n/a	2/13/2026	0.005ND	No	28	96.43	n/a	n/a	0.002337	NP Intra (NDs) 1 of 2
Vanadium (mg/L)	GWC-18	0.005	n/a	2/12/2026	0.005ND	No	28	96.43	n/a	n/a	0.002337	NP Intra (NDs) 1 of 2
Vanadium (mg/L)	GWC-18R	0.005	n/a	2/12/2026	0.005ND	No	28	89.29	n/a	n/a	0.002337	NP Intra (NDs) 1 of 2
Vanadium (mg/L)	GWC-19R	0.005	n/a	2/12/2026	0.005ND	No	28	85.71	n/a	n/a	0.002337	NP Intra (NDs) 1 of 2
Vanadium (mg/L)	GWC-20R	0.005	n/a	2/12/2026	0.0012J	No	28	96.43	n/a	n/a	0.002337	NP Intra (NDs) 1 of 2
Vanadium (mg/L)	GWC-21R	0.005	n/a	2/17/2026	0.005ND	No	28	89.29	n/a	n/a	0.002337	NP Intra (NDs) 1 of 2
Vanadium (mg/L)	GWC-22R	0.005	n/a	2/13/2026	0.0012J	No	28	92.86	n/a	n/a	0.002337	NP Intra (NDs) 1 of 2
Vanadium (mg/L)	GWC-23R	0.005	n/a	2/13/2026	0.005ND	No	28	75	n/a	n/a	0.002337	NP Intra (NDs) 1 of 2
Vanadium (mg/L)	GWC-24R	0.005	n/a	2/12/2026	0.0018J	No	28	75	n/a	n/a	0.002337	NP Intra (NDs) 1 of 2
Vanadium (mg/L)	GWC-25R	0.005	n/a	2/13/2026	0.005ND	No	28	92.86	n/a	n/a	0.002337	NP Intra (NDs) 1 of 2
Vanadium (mg/L)	GWC-26	0.005	n/a	2/24/2026	0.005ND	No	9	88.89	n/a	n/a	0.01809	NP Intra (NDs) 1 of 2
Vanadium (mg/L)	GWC-27	0.005	n/a	3/2/2026	0.005ND	No	9	88.89	n/a	n/a	0.01809	NP Intra (NDs) 1 of 2
Vanadium (mg/L)	GWC-27R	0.005	n/a	3/2/2026	0.005ND	No	9	77.78	n/a	n/a	0.01809	NP Intra (NDs) 1 of 2
Vanadium (mg/L)	GWC-29	0.005	n/a	2/26/2026	0.005ND	No	9	88.89	n/a	n/a	0.01809	NP Intra (NDs) 1 of 2
Vanadium (mg/L)	GWC-29R	0.005	n/a	2/26/2026	0.005ND	No	9	77.78	n/a	n/a	0.01809	NP Intra (NDs) 1 of 2
Vanadium (mg/L)	GWC-30	0.005	n/a	2/27/2026	0.005ND	No	9	77.78	n/a	n/a	0.01809	NP Intra (NDs) 1 of 2
Vanadium (mg/L)	GWC-31R	0.005	n/a	2/27/2026	0.005ND	No	9	88.89	n/a	n/a	0.01809	NP Intra (NDs) 1 of 2
Vanadium (mg/L)	GWC-33R	0.005	n/a	3/3/2026	0.005ND	No	9	77.78	n/a	n/a	0.01809	NP Intra (NDs) 1 of 2
Vanadium (mg/L)	GWC-35	0.005	n/a	2/24/2026	0.005ND	No	9	88.89	n/a	n/a	0.01809	NP Intra (NDs) 1 of 2
Vanadium (mg/L)	GWC-36A	0.005	n/a	2/12/2026	0.0023J	No	7	100	n/a	n/a	0.02765	NP Intra (NDs) 1 of 2
Vanadium (mg/L)	GWC-36RA	0.0073	n/a	2/12/2026	0.0019J	No	28	82.14	n/a	n/a	0.002337	NP Intra (NDs) 1 of 2
Vanadium (mg/L)	GWC-37	0.005	n/a	2/12/2026	0.0022J	No	28	85.71	n/a	n/a	0.002337	NP Intra (NDs) 1 of 2
Vanadium (mg/L)	GWC-38	0.005	n/a	2/12/2026	0.0027J	No	28	71.43	n/a	n/a	0.002337	NP Intra (NDs) 1 of 2
Vanadium (mg/L)	GWC-57	0.005	n/a	3/2/2026	0.005ND	No	9	88.89	n/a	n/a	0.01809	NP Intra (NDs) 1 of 2
Zinc (mg/L)	GWA-1	0.014	n/a	2/18/2026	0.01ND	No	37	35.14	n/a	n/a	0.001361	NP Intra (normality) 1 of 2
Zinc (mg/L)	GWA-2	0.027	n/a	2/18/2026	0.01ND	No	38	50	n/a	n/a	0.001294	NP Intra (normality) 1 of 2
Zinc (mg/L)	GWA-2R	0.063	n/a	2/18/2026	0.01ND	No	40	47.5	n/a	n/a	0.001159	NP Intra (normality) 1 of 2
Zinc (mg/L)	GWA-3A	0.01	n/a	2/17/2026	0.0017J	No	9	100	n/a	n/a	0.01809	NP Intra (NDs) 1 of 2
Zinc (mg/L)	GWA-4RZ	0.01881	n/a	2/18/2026	0.0024J	No	31	38.71	Kaplan-Meier	sqrt(x)	0.0001097	Param Intra 1 of 2
Zinc (mg/L)	GWA-39RZ	0.01	n/a	2/18/2026	0.01ND	No	18	55.56	n/a	n/a	0.005373	NP Intra (NDs) 1 of 2
Zinc (mg/L)	GWA-39Z	0.01	n/a	2/18/2026	0.01ND	No	23	43.48	n/a	n/a	0.003415	NP Intra (normality) 1 of 2
Zinc (mg/L)	GWA-40	0.01	n/a	2/16/2026	0.01ND	No	23	69.57	n/a	n/a	0.003415	NP Intra (NDs) 1 of 2
Zinc (mg/L)	GWA-41	0.01	n/a	2/16/2026	0.01ND	No	23	69.57	n/a	n/a	0.003415	NP Intra (NDs) 1 of 2
Zinc (mg/L)	GWA-41R	0.01	n/a	2/16/2026	0.01ND	No	23	56.52	n/a	n/a	0.003415	NP Intra (NDs) 1 of 2
Zinc (mg/L)	GWA-42	0.01588	n/a	2/16/2026	0.01	No	23	13.04	None	sqrt(x)	0.0001097	Param Intra 1 of 2
Zinc (mg/L)	GWA-43	0.01	n/a	2/16/2026	0.0019J	No	23	52.17	n/a	n/a	0.003415	NP Intra (NDs) 1 of 2
Zinc (mg/L)	GWA-43R	0.01	n/a	2/16/2026	0.01ND	No	23	52.17	n/a	n/a	0.003415	NP Intra (NDs) 1 of 2
Zinc (mg/L)	GWA-50	0.01	n/a	2/17/2026	0.0015J	No	33	39.39	n/a	n/a	0.001701	NP Intra (normality) 1 of 2
Zinc (mg/L)	GWA-50R	0.01847	n/a	2/17/2026	0.0019J	No	30	40	Kaplan-Meier	No	0.0001097	Param Intra 1 of 2
Zinc (mg/L)	GWC-16R	0.1167	n/a	2/13/2026	0.036	No	24	0	None	x^(1/3)	0.0001097	Param Intra 1 of 2

Appendix I Intrawell Prediction Limits - All Results

Plant Bowen Client: Southern Company Data: Bowen LF 3-8 Printed 5/1/2026, 4:32 PM

Constituent	Well	Upper Lim.	Lower Lim.	Date	Observ.	Sig.	Bg N	%NDs	ND Adj.	Transform	Alpha	Method
Zinc (mg/L)	GWC-17R	0.0111	n/a	2/13/2026	0.0018J	No	28	35.71	n/a	n/a	0.002337	NP Intra (normality) 1 of 2
Zinc (mg/L)	GWC-18	0.01	n/a	2/12/2026	0.0015J	No	28	39.29	n/a	n/a	0.002337	NP Intra (normality) 1 of 2
Zinc (mg/L)	GWC-18R	0.015	n/a	2/12/2026	0.01ND	No	28	60.71	n/a	n/a	0.002337	NP Intra (NDs) 1 of 2
Zinc (mg/L)	GWC-19R	0.01	n/a	2/12/2026	0.01ND	No	28	42.86	n/a	n/a	0.002337	NP Intra (normality) 1 of 2
Zinc (mg/L)	GWC-20R	0.012	n/a	2/12/2026	0.01ND	No	28	46.43	n/a	n/a	0.002337	NP Intra (normality) 1 of 2
Zinc (mg/L)	GWC-21R	0.045	n/a	2/17/2026	0.0037J	No	29	17.24	n/a	n/a	0.002172	NP Intra (normality) 1 of 2
Zinc (mg/L)	**GWC-22R**	**0.01**	**n/a**	**2/13/2026**	**0.013**	**Yes**	**28**	**50**	**n/a**	**n/a**	**0.002337**	**NP Intra (normality) 1 of 2**
Zinc (mg/L)	GWC-23R	0.01	n/a	2/13/2026	0.0019J	No	28	42.86	n/a	n/a	0.002337	NP Intra (normality) 1 of 2
Zinc (mg/L)	GWC-24R	0.01	n/a	2/12/2026	0.01ND	No	28	60.71	n/a	n/a	0.002337	NP Intra (NDs) 1 of 2
Zinc (mg/L)	GWC-25R	0.01	n/a	2/13/2026	0.01ND	No	28	64.29	n/a	n/a	0.002337	NP Intra (NDs) 1 of 2
Zinc (mg/L)	GWC-26	0.033	n/a	2/24/2026	0.01ND	No	9	88.89	n/a	n/a	0.01809	NP Intra (NDs) 1 of 2
Zinc (mg/L)	GWC-27	0.057	n/a	3/2/2026	0.0086J	No	9	88.89	n/a	n/a	0.01809	NP Intra (NDs) 1 of 2
Zinc (mg/L)	GWC-31R	0.01	n/a	2/27/2026	0.0014J	No	9	100	n/a	n/a	0.01809	NP Intra (NDs) 1 of 2
Zinc (mg/L)	GWC-32	0.045	n/a	3/2/2026	0.01ND	No	9	88.89	n/a	n/a	0.01809	NP Intra (NDs) 1 of 2
Zinc (mg/L)	GWC-34	0.032	n/a	3/2/2026	0.03	No	8	37.5	n/a	n/a	0.02144	NP Intra (normality) 1 of 2
Zinc (mg/L)	GWC-34R	0.02	n/a	3/2/2026	0.0044J	No	8	100	n/a	n/a	0.02144	NP Intra (NDs) 1 of 2
Zinc (mg/L)	GWC-36A	0.02905	n/a	2/12/2026	0.009J	No	7	14.29	None	No	0.0001097	Param Intra 1 of 2
Zinc (mg/L)	GWC-36RA	0.2147	n/a	2/12/2026	0.0082J	No	27	14.81	None	sqrt(x)	0.0001097	Param Intra 1 of 2
Zinc (mg/L)	GWC-37	0.01535	n/a	2/12/2026	0.0047J	No	28	21.43	Kaplan-Meier	x^(1/3)	0.0001097	Param Intra 1 of 2
Zinc (mg/L)	GWC-38	0.014	n/a	2/12/2026	0.0017J	No	27	40.74	n/a	n/a	0.002502	NP Intra (normality) 1 of 2

Appendix I Interwell Prediction Limits - Two-Step - All Results (No Significant)

Plant Bowen Client: Southern Company Data: Bowen LF 3-8 Printed 5/1/2026, 4:54 PM

Constituent	Well	Upper Lim.	Lower Lim.	Date	Observ.	Sig.	Bg N	%NDs	ND Adj.	Transform	Alpha	Method
Barium (mg/L)	GWC-20R	0.071	n/a	2/12/2026	0.041	No	725	0.4138	n/a	n/a	0.00004892	NP Inter (normality) 1 of 2
Barium (mg/L)	GWC-26	0.071	n/a	2/24/2026	0.036	No	725	0.4138	n/a	n/a	0.00004892	NP Inter (normality) 1 of 2
Barium (mg/L)	GWC-27	0.071	n/a	3/2/2026	0.018	No	725	0.4138	n/a	n/a	0.00004892	NP Inter (normality) 1 of 2
Barium (mg/L)	GWC-28	0.071	n/a	3/2/2026	0.026	No	725	0.4138	n/a	n/a	0.00004892	NP Inter (normality) 1 of 2
Cobalt (mg/L)	GWC-34	0.022	n/a	3/2/2026	0.017	No	739	82.68	n/a	n/a	0.00004892	NP Inter (NDs) 1 of 2
Cobalt (mg/L)	GWC-34R	0.022	n/a	3/2/2026	0.0034J	No	739	82.68	n/a	n/a	0.00004892	NP Inter (NDs) 1 of 2
Zinc (mg/L)	GWC-22R	0.063	n/a	2/13/2026	0.013	No	610	50.49	n/a	n/a	0.00004892	NP Inter (NDs) 1 of 2

Appendix I Trend Tests - Prediction Limit Exceedances - Significant Results

Plant Bowen Client: Southern Company Data: Bowen LF 3-8 Printed 5/1/2026, 4:57 PM

Constituent	Well	Slope	Calc.	Critical	Sig.	N	%NDs	Normality	Alpha	Method
Barium (mg/L)	GWA-1 (bg)	-0.0004916	-4.795	-2.58	Yes	46	0	n/a	0.01	NP
Barium (mg/L)	GWA-2R (bg)	0.0005298	2.987	2.58	Yes	45	0	n/a	0.01	NP
Barium (mg/L)	GWA-4RZ (bg)	0.002523	547	223	Yes	40	0	n/a	0.01	NP
Barium (mg/L)	GWA-40 (bg)	-0.0001867	-124	-118	Yes	26	0	n/a	0.01	NP
Barium (mg/L)	GWA-41 (bg)	-0.001381	-194	-118	Yes	26	0	n/a	0.01	NP
Barium (mg/L)	GWA-43 (bg)	-0.001573	-190	-118	Yes	26	0	n/a	0.01	NP
Barium (mg/L)	GWA-43R (bg)	-0.0001003	-150	-118	Yes	26	0	n/a	0.01	NP
Barium (mg/L)	GWA-50 (bg)	-0.0003139	-332	-223	Yes	40	0	n/a	0.01	NP
Barium (mg/L)	GWA-50R (bg)	-0.0006146	-448	-206	Yes	38	0	n/a	0.01	NP
Barium (mg/L)	GWA-52 (bg)	-0.002632	-223	-131	Yes	28	0	n/a	0.01	NP
Barium (mg/L)	GWA-53 (bg)	-0.002235	-281	-131	Yes	28	0	n/a	0.01	NP
Barium (mg/L)	GWA-55R (bg)	-0.00521	-243	-139	Yes	29	3.448	n/a	0.01	NP
Barium (mg/L)	GWA-56 (bg)	0.002644	254	139	Yes	29	3.448	n/a	0.01	NP
Cobalt (mg/L)	GWA-2R (bg)	0	-2.605	-2.58	Yes	46	89.13	n/a	0.01	NP
Cobalt (mg/L)	GWA-4RZ (bg)	0.0006158	293	223	Yes	40	22.5	n/a	0.01	NP
Cobalt (mg/L)	GWC-34	0.001185	32	30	Yes	10	0	n/a	0.01	NP
Cobalt (mg/L)	GWC-34R	0.0003544	31	30	Yes	10	0	n/a	0.01	NP
Zinc (mg/L)	GWA-39RZ (bg)	0.0005827	106	81	Yes	20	60	n/a	0.01	NP
Zinc (mg/L)	GWA-39Z (bg)	0.0005942	116	111	Yes	25	48	n/a	0.01	NP
Zinc (mg/L)	GWA-53R (bg)	0.0007766	100	98	Yes	23	47.83	n/a	0.01	NP
Zinc (mg/L)	GWC-22R	0.000755	225	146	Yes	30	50	n/a	0.01	NP

Appendix I Trend Tests - Prediction Limit Exceedances - All Results

Plant Bowen Client: Southern Company Data: Bowen LF 3-8 Printed 5/1/2026, 4:57 PM

Constituent	Well	Slope	Calc.	Critical	Sig.	N	%NDs	Normality	Alpha	Method
Barium (mg/L)	**GWA-1 (bg)**	**-0.0004916**	**-4.795**	**-2.58**	**Yes**	**46**	**0**	**n/a**	**0.01**	**NP**
Barium (mg/L)	GWA-2 (bg)	0.0002893	1.018	2.58	No	45	0	n/a	0.01	NP
Barium (mg/L)	**GWA-2R (bg)**	**0.0005298**	**2.987**	**2.58**	**Yes**	**45**	**0**	**n/a**	**0.01**	**NP**
Barium (mg/L)	GWA-3A (bg)	0.00001823	19	199	No	37	0	n/a	0.01	NP
Barium (mg/L)	**GWA-4RZ (bg)**	**0.002523**	**547**	**223**	**Yes**	**40**	**0**	**n/a**	**0.01**	**NP**
Barium (mg/L)	GWA-39RZ (bg)	-0.0002358	-62	-105	No	24	0	n/a	0.01	NP
Barium (mg/L)	GWA-39Z (bg)	0.0001018	9	118	No	26	0	n/a	0.01	NP
Barium (mg/L)	**GWA-40 (bg)**	**-0.0001867**	**-124**	**-118**	**Yes**	**26**	**0**	**n/a**	**0.01**	**NP**
Barium (mg/L)	**GWA-41 (bg)**	**-0.001381**	**-194**	**-118**	**Yes**	**26**	**0**	**n/a**	**0.01**	**NP**
Barium (mg/L)	GWA-41R (bg)	0.0007422	47	118	No	26	0	n/a	0.01	NP
Barium (mg/L)	GWA-42 (bg)	0.00005477	95	118	No	26	0	n/a	0.01	NP
Barium (mg/L)	**GWA-43 (bg)**	**-0.001573**	**-190**	**-118**	**Yes**	**26**	**0**	**n/a**	**0.01**	**NP**
Barium (mg/L)	**GWA-43R (bg)**	**-0.0001003**	**-150**	**-118**	**Yes**	**26**	**0**	**n/a**	**0.01**	**NP**
Barium (mg/L)	**GWA-50 (bg)**	**-0.0003139**	**-332**	**-223**	**Yes**	**40**	**0**	**n/a**	**0.01**	**NP**
Barium (mg/L)	**GWA-50R (bg)**	**-0.0006146**	**-448**	**-206**	**Yes**	**38**	**0**	**n/a**	**0.01**	**NP**
Barium (mg/L)	GWA-51RZ (bg)	0.001569	108	139	No	29	0	n/a	0.01	NP
Barium (mg/L)	**GWA-52 (bg)**	**-0.002632**	**-223**	**-131**	**Yes**	**28**	**0**	**n/a**	**0.01**	**NP**
Barium (mg/L)	**GWA-53 (bg)**	**-0.002235**	**-281**	**-131**	**Yes**	**28**	**0**	**n/a**	**0.01**	**NP**
Barium (mg/L)	GWA-53R (bg)	0	51	131	No	28	0	n/a	0.01	NP
Barium (mg/L)	GWA-54 (bg)	-0.0005306	-48	-131	No	28	0	n/a	0.01	NP
Barium (mg/L)	GWA-55 (bg)	-0.0002384	-31	-139	No	29	3.448	n/a	0.01	NP
Barium (mg/L)	**GWA-55R (bg)**	**-0.00521**	**-243**	**-139**	**Yes**	**29**	**3.448**	**n/a**	**0.01**	**NP**
Barium (mg/L)	**GWA-56 (bg)**	**0.002644**	**254**	**139**	**Yes**	**29**	**3.448**	**n/a**	**0.01**	**NP**
Barium (mg/L)	GWC-20R	0.0002955	118	184	No	35	0	n/a	0.01	NP
Barium (mg/L)	GWC-26	0	5	34	No	11	0	n/a	0.01	NP
Barium (mg/L)	GWC-27	0	13	34	No	11	0	n/a	0.01	NP
Barium (mg/L)	GWC-28	0.004286	28	34	No	11	0	n/a	0.01	NP
Cobalt (mg/L)	GWA-1 (bg)	0	-0.3234	-2.58	No	47	82.98	n/a	0.01	NP
Cobalt (mg/L)	GWA-2 (bg)	0	-0.7828	-2.58	No	47	93.62	n/a	0.01	NP
Cobalt (mg/L)	**GWA-2R (bg)**	**0**	**-2.605**	**-2.58**	**Yes**	**46**	**89.13**	**n/a**	**0.01**	**NP**
Cobalt (mg/L)	GWA-3A (bg)	0	-1.067	-2.58	No	46	52.17	n/a	0.01	NP
Cobalt (mg/L)	**GWA-4RZ (bg)**	**0.0006158**	**293**	**223**	**Yes**	**40**	**22.5**	**n/a**	**0.01**	**NP**
Cobalt (mg/L)	GWA-39RZ (bg)	0	0	105	No	24	100	n/a	0.01	NP
Cobalt (mg/L)	GWA-39Z (bg)	0	70	118	No	26	53.85	n/a	0.01	NP
Cobalt (mg/L)	GWA-40 (bg)	0	0	118	No	26	100	n/a	0.01	NP
Cobalt (mg/L)	GWA-41 (bg)	0	0	118	No	26	100	n/a	0.01	NP
Cobalt (mg/L)	GWA-41R (bg)	0	-12	-118	No	26	73.08	n/a	0.01	NP
Cobalt (mg/L)	GWA-42 (bg)	0	5	118	No	26	88.46	n/a	0.01	NP
Cobalt (mg/L)	GWA-43 (bg)	0	-27	-118	No	26	92.31	n/a	0.01	NP
Cobalt (mg/L)	GWA-43R (bg)	0	0	118	No	26	100	n/a	0.01	NP
Cobalt (mg/L)	GWA-50 (bg)	0	0	2.58	No	41	100	n/a	0.01	NP
Cobalt (mg/L)	GWA-50R (bg)	0	2.332	2.58	No	41	85.37	n/a	0.01	NP
Cobalt (mg/L)	GWA-51RZ (bg)	0	26	139	No	29	96.55	n/a	0.01	NP
Cobalt (mg/L)	GWA-52 (bg)	0	0	131	No	28	100	n/a	0.01	NP
Cobalt (mg/L)	GWA-53 (bg)	0	0	131	No	28	100	n/a	0.01	NP
Cobalt (mg/L)	GWA-53R (bg)	0	0	131	No	28	100	n/a	0.01	NP
Cobalt (mg/L)	GWA-54 (bg)	0	51	131	No	28	92.86	n/a	0.01	NP
Cobalt (mg/L)	GWA-55 (bg)	0.0001135	76	131	No	28	28.57	n/a	0.01	NP
Cobalt (mg/L)	GWA-55R (bg)	0	91	131	No	28	78.57	n/a	0.01	NP
Cobalt (mg/L)	GWA-56 (bg)	0	0	131	No	28	100	n/a	0.01	NP
Cobalt (mg/L)	**GWC-34**	**0.001185**	**32**	**30**	**Yes**	**10**	**0**	**n/a**	**0.01**	**NP**
Cobalt (mg/L)	**GWC-34R**	**0.0003544**	**31**	**30**	**Yes**	**10**	**0**	**n/a**	**0.01**	**NP**
Zinc (mg/L)	GWA-1 (bg)	0.000006118	101	214	No	39	35.9	n/a	0.01	NP
Zinc (mg/L)	GWA-2 (bg)	0	48	223	No	40	52.5	n/a	0.01	NP
Zinc (mg/L)	GWA-2R (bg)	0	0.3832	2.58	No	42	50	n/a	0.01	NP
Zinc (mg/L)	GWA-3A (bg)	0	-10	-34	No	11	90.91	n/a	0.01	NP
Zinc (mg/L)	GWA-4RZ (bg)	0	34	167	No	33	39.39	n/a	0.01	NP
Zinc (mg/L)	**GWA-39RZ (bg)**	**0.0005827**	**106**	**81**	**Yes**	**20**	**60**	**n/a**	**0.01**	**NP**
Zinc (mg/L)	**GWA-39Z (bg)**	**0.0005942**	**116**	**111**	**Yes**	**25**	**48**	**n/a**	**0.01**	**NP**
Zinc (mg/L)	GWA-40 (bg)	0	68	111	No	25	72	n/a	0.01	NP
Zinc (mg/L)	GWA-41 (bg)	0	64	111	No	25	72	n/a	0.01	NP
Zinc (mg/L)	GWA-41R (bg)	0	77	111	No	25	60	n/a	0.01	NP
Zinc (mg/L)	GWA-42 (bg)	1.2e-10	26	111	No	25	12	n/a	0.01	NP
Zinc (mg/L)	GWA-43 (bg)	0.00009793	92	111	No	25	52	n/a	0.01	NP
Zinc (mg/L)	GWA-43R (bg)	0.0003364	110	111	No	25	56	n/a	0.01	NP

Appendix I Trend Tests - Prediction Limit Exceedances - All Results

Plant Bowen Client: Southern Company Data: Bowen LF 3-8 Printed 5/1/2026, 4:57 PM

Constituent	Well	Slope	Calc.	Critical	Sig.	N	%NDs	Normality	Alpha	Method
Zinc (mg/L)	GWA-50 (bg)	0.00008572	113	184	No	35	40	n/a	0.01	NP
Zinc (mg/L)	GWA-50R (bg)	0	-45	-161	No	32	40.63	n/a	0.01	NP
Zinc (mg/L)	GWA-51RZ (bg)	0	9	92	No	22	45.45	n/a	0.01	NP
Zinc (mg/L)	GWA-52 (bg)	0	65	98	No	23	56.52	n/a	0.01	NP
Zinc (mg/L)	GWA-53 (bg)	0	45	98	No	23	47.83	n/a	0.01	NP
Zinc (mg/L)	**GWA-53R (bg)**	**0.0007766**	**100**	**98**	**Yes**	**23**	**47.83**	**n/a**	**0.01**	**NP**
Zinc (mg/L)	GWA-54 (bg)	0.00004771	65	98	No	23	47.83	n/a	0.01	NP
Zinc (mg/L)	GWA-55 (bg)	0	42	98	No	23	65.22	n/a	0.01	NP
Zinc (mg/L)	GWA-55R (bg)	0	39	98	No	23	60.87	n/a	0.01	NP
Zinc (mg/L)	GWA-56 (bg)	0	37	98	No	23	52.17	n/a	0.01	NP
Zinc (mg/L)	**GWC-22R**	**0.000755**	**225**	**146**	**Yes**	**30**	**50**	**n/a**	**0.01**	**NP**

Appendix III Intrawell Prediction Limits - Significant Results

Plant Bowen Client: Southern Company Data: Bowen LF 3-8 Printed 5/1/2026, 5:07 PM

Constituent	Well	Upper Lim.	Lower Lim.	Date	Observ.	Sig.	Bg N	%NDs	ND Adj.	Transform	Alpha	Method
Calcium (mg/L)	**GWA-3A**	**23**	**n/a**	**2/17/2026**	**24.1**	**Yes**	**9**	**0**	**n/a**	**n/a**	**0.01809**	**NP Intra (normality) 1 of 2**
Calcium (mg/L)	**GWC-23R**	**76.91**	**n/a**	**2/13/2026**	**77.1**	**Yes**	**24**	**0**	**None**	**No**	**0.0002508**	**Param Intra 1 of 2**
Calcium (mg/L)	**GWC-26**	**65.99**	**n/a**	**2/24/2026**	**66.1**	**Yes**	**8**	**0**	**None**	**ln(x)**	**0.0002508**	**Param Intra 1 of 2**
Calcium (mg/L)	**GWC-27**	**39.5**	**n/a**	**3/2/2026**	**42.7**	**Yes**	**9**	**0**	**None**	**No**	**0.0002508**	**Param Intra 1 of 2**
pH, Field (SU)	**GWC-38**	**6.272**	**4.312**	**2/12/2026**	**4.31**	**Yes**	**24**	**0**	**None**	**No**	**0.0001254**	**Param Intra 1 of 2**
Sulfate (mg/L)	**GWC-31**	**4.132**	**n/a**	**2/25/2026**	**4.2**	**Yes**	**9**	**0**	**None**	**x^5**	**0.0002508**	**Param Intra 1 of 2**
TDS (mg/L)	**GWC-26**	**286.6**	**n/a**	**2/24/2026**	**316**	**Yes**	**8**	**0**	**None**	**No**	**0.0002508**	**Param Intra 1 of 2**

Appendix III Intrawell Prediction Limits - All Results

Plant Bowen Client: Southern Company Data: Bowen LF 3-8 Printed 5/1/2026, 5:07 PM

Constituent	Well	Upper Lim.	Lower Lim.	Date	Observ.	Sig.	Bg N	%NDs	ND Adj.	Transform	Alpha	Method
Boron (mg/L)	GWA-1	0.04	n/a	2/18/2026	0.04ND	No	24	66.67	n/a	n/a	0.003124	NP Intra (NDs) 1 of 2
Boron (mg/L)	GWA-2	0.04	n/a	2/18/2026	0.04ND	No	24	75	n/a	n/a	0.003124	NP Intra (NDs) 1 of 2
Boron (mg/L)	GWA-2R	0.04	n/a	2/18/2026	0.04ND	No	24	50	n/a	n/a	0.003124	NP Intra (normality) 1 of 2
Boron (mg/L)	GWA-3A	0.04	n/a	2/17/2026	0.04ND	No	23	86.96	n/a	n/a	0.003415	NP Intra (NDs) 1 of 2
Boron (mg/L)	GWA-4RZ	0.04	n/a	2/18/2026	0.04ND	No	24	29.17	n/a	n/a	0.003124	NP Intra (normality) 1 of 2
Boron (mg/L)	GWA-39RZ	0.04	n/a	2/18/2026	0.04ND	No	22	40.91	n/a	n/a	0.003707	NP Intra (normality) 1 of 2
Boron (mg/L)	GWA-39Z	0.04	n/a	2/18/2026	0.04ND	No	24	75	n/a	n/a	0.003124	NP Intra (NDs) 1 of 2
Boron (mg/L)	GWA-40	0.04	n/a	2/16/2026	0.04ND	No	24	79.17	n/a	n/a	0.003124	NP Intra (NDs) 1 of 2
Boron (mg/L)	GWA-41	0.04	n/a	2/16/2026	0.04ND	No	24	70.83	n/a	n/a	0.003124	NP Intra (NDs) 1 of 2
Boron (mg/L)	GWA-41R	0.04	n/a	2/16/2026	0.012J	No	24	25	n/a	n/a	0.003124	NP Intra (normality) 1 of 2
Boron (mg/L)	GWA-42	0.04	n/a	2/16/2026	0.04ND	No	24	79.17	n/a	n/a	0.003124	NP Intra (NDs) 1 of 2
Boron (mg/L)	GWA-43	0.04	n/a	2/16/2026	0.04ND	No	24	83.33	n/a	n/a	0.003124	NP Intra (NDs) 1 of 2
Boron (mg/L)	GWA-43R	0.0381	n/a	2/16/2026	0.017J	No	24	16.67	Kaplan-Meier	No	0.0002508	Param Intra 1 of 2
Boron (mg/L)	GWA-50	0.04	n/a	2/17/2026	0.04ND	No	24	83.33	n/a	n/a	0.003124	NP Intra (NDs) 1 of 2
Boron (mg/L)	GWA-50R	0.04	n/a	2/17/2026	0.04ND	No	24	87.5	n/a	n/a	0.003124	NP Intra (NDs) 1 of 2
Boron (mg/L)	GWC-16R	0.04	n/a	2/13/2026	0.011J	No	24	41.67	n/a	n/a	0.003124	NP Intra (normality) 1 of 2
Boron (mg/L)	GWC-17R	0.04	n/a	2/13/2026	0.0081J	No	24	79.17	n/a	n/a	0.003124	NP Intra (NDs) 1 of 2
Boron (mg/L)	GWC-18	0.04	n/a	2/12/2026	0.04ND	No	24	91.67	n/a	n/a	0.003124	NP Intra (NDs) 1 of 2
Boron (mg/L)	GWC-18R	0.0452	n/a	2/12/2026	0.04ND	No	24	91.67	n/a	n/a	0.003124	NP Intra (NDs) 1 of 2
Boron (mg/L)	GWC-19R	0.04	n/a	2/12/2026	0.04ND	No	24	79.17	n/a	n/a	0.003124	NP Intra (NDs) 1 of 2
Boron (mg/L)	GWC-20R	0.04	n/a	2/12/2026	0.04ND	No	24	87.5	n/a	n/a	0.003124	NP Intra (NDs) 1 of 2
Boron (mg/L)	GWC-21R	0.04	n/a	2/17/2026	0.04ND	No	24	58.33	n/a	n/a	0.003124	NP Intra (NDs) 1 of 2
Boron (mg/L)	GWC-22R	0.04	n/a	2/13/2026	0.0082J	No	24	79.17	n/a	n/a	0.003124	NP Intra (NDs) 1 of 2
Boron (mg/L)	GWC-23R	0.04	n/a	2/13/2026	0.04ND	No	24	66.67	n/a	n/a	0.003124	NP Intra (NDs) 1 of 2
Boron (mg/L)	GWC-24R	0.04	n/a	2/12/2026	0.04ND	No	24	87.5	n/a	n/a	0.003124	NP Intra (NDs) 1 of 2
Boron (mg/L)	GWC-25R	0.04	n/a	2/13/2026	0.04ND	No	24	95.83	n/a	n/a	0.003124	NP Intra (NDs) 1 of 2
Boron (mg/L)	GWC-26	0.1136	n/a	2/24/2026	0.023J	No	9	0	None	sqrt(x)	0.0002508	Param Intra 1 of 2
Boron (mg/L)	GWC-27	0.04	n/a	3/2/2026	0.0098J	No	9	66.67	n/a	n/a	0.01809	NP Intra (NDs) 1 of 2
Boron (mg/L)	GWC-27R	0.04	n/a	3/2/2026	0.04ND	No	9	88.89	n/a	n/a	0.01809	NP Intra (NDs) 1 of 2
Boron (mg/L)	GWC-28	0.04	n/a	3/2/2026	0.04ND	No	9	77.78	n/a	n/a	0.01809	NP Intra (NDs) 1 of 2
Boron (mg/L)	GWC-29	0.04	n/a	2/26/2026	0.04ND	No	9	100	n/a	n/a	0.01809	NP Intra (NDs) 1 of 2
Boron (mg/L)	GWC-29R	0.04	n/a	2/26/2026	0.04ND	No	9	88.89	n/a	n/a	0.01809	NP Intra (NDs) 1 of 2
Boron (mg/L)	GWC-30	0.04	n/a	2/27/2026	0.04ND	No	9	100	n/a	n/a	0.01809	NP Intra (NDs) 1 of 2
Boron (mg/L)	GWC-31	0.04	n/a	2/25/2026	0.04ND	No	9	100	n/a	n/a	0.01809	NP Intra (NDs) 1 of 2
Boron (mg/L)	GWC-31R	0.04	n/a	2/27/2026	0.0093J	No	9	100	n/a	n/a	0.01809	NP Intra (NDs) 1 of 2
Boron (mg/L)	GWC-32	0.04	n/a	3/2/2026	0.04ND	No	9	88.89	n/a	n/a	0.01809	NP Intra (NDs) 1 of 2
Boron (mg/L)	GWC-33R	0.04	n/a	3/3/2026	0.04ND	No	9	100	n/a	n/a	0.01809	NP Intra (NDs) 1 of 2
Boron (mg/L)	GWC-34	0.04	n/a	3/2/2026	0.04ND	No	8	100	n/a	n/a	0.02144	NP Intra (NDs) 1 of 2
Boron (mg/L)	GWC-34R	0.04	n/a	3/2/2026	0.04ND	No	8	100	n/a	n/a	0.02144	NP Intra (NDs) 1 of 2
Boron (mg/L)	GWC-35	0.04	n/a	2/24/2026	0.0089J	No	9	66.67	n/a	n/a	0.01809	NP Intra (NDs) 1 of 2
Boron (mg/L)	GWC-36A	0.06101	n/a	2/12/2026	0.025J	No	7	0	None	No	0.0002508	Param Intra 1 of 2
Boron (mg/L)	GWC-36RA	0.03203	n/a	2/12/2026	0.015J	No	24	29.17	Kaplan-Meier	x^(1/3)	0.0002508	Param Intra 1 of 2
Boron (mg/L)	GWC-37	0.04	n/a	2/12/2026	0.0074J	No	24	79.17	n/a	n/a	0.003124	NP Intra (NDs) 1 of 2
Boron (mg/L)	GWC-38	0.04	n/a	2/12/2026	0.04ND	No	24	95.83	n/a	n/a	0.003124	NP Intra (NDs) 1 of 2
Boron (mg/L)	GWC-57	0.04	n/a	3/2/2026	0.04ND	No	9	88.89	n/a	n/a	0.01809	NP Intra (NDs) 1 of 2
Calcium (mg/L)	GWA-1	36.67	n/a	2/18/2026	33.8	No	24	0	None	No	0.0002508	Param Intra 1 of 2
Calcium (mg/L)	GWA-2	81.12	n/a	2/18/2026	34.4	No	24	0	None	No	0.0002508	Param Intra 1 of 2
Calcium (mg/L)	GWA-2R	67.16	n/a	2/18/2026	23.4	No	24	0	None	No	0.0002508	Param Intra 1 of 2
Calcium (mg/L)	**GWA-3A**	**23**	**n/a**	**2/17/2026**	**24.1**	**Yes**	**9**	**0**	**n/a**	**n/a**	**0.01809**	**NP Intra (normality) 1 of 2**
Calcium (mg/L)	GWA-4RZ	65.06	n/a	2/18/2026	60.4	No	24	0	None	No	0.0002508	Param Intra 1 of 2
Calcium (mg/L)	GWA-39RZ	37.89	n/a	2/18/2026	37	No	22	0	None	No	0.0002508	Param Intra 1 of 2
Calcium (mg/L)	GWA-39Z	30.64	n/a	2/18/2026	13	No	25	0	None	No	0.0002508	Param Intra 1 of 2
Calcium (mg/L)	GWA-40	29.74	n/a	2/16/2026	18.4	No	24	0	None	No	0.0002508	Param Intra 1 of 2
Calcium (mg/L)	GWA-41	40.44	n/a	2/16/2026	10.6	No	24	0	None	No	0.0002508	Param Intra 1 of 2
Calcium (mg/L)	GWA-41R	49.3	n/a	2/16/2026	42.6	No	24	0	None	No	0.0002508	Param Intra 1 of 2
Calcium (mg/L)	GWA-42	43.07	n/a	2/16/2026	37.9	No	24	0	None	No	0.0002508	Param Intra 1 of 2
Calcium (mg/L)	GWA-43	10.15	n/a	2/16/2026	2.3	No	15	0	None	ln(x)	0.0002508	Param Intra 1 of 2
Calcium (mg/L)	GWA-43R	35.81	n/a	2/16/2026	32.9	No	25	0	None	No	0.0002508	Param Intra 1 of 2
Calcium (mg/L)	GWA-50	4.2	n/a	2/17/2026	1.6	No	24	0	n/a	n/a	0.003124	NP Intra (normality) 1 of 2
Calcium (mg/L)	GWA-50R	5.4	n/a	2/17/2026	0.8	No	14	0	n/a	n/a	0.008612	NP Intra (normality) 1 of 2
Calcium (mg/L)	GWC-16R	86.35	n/a	2/13/2026	84.7	No	24	0	None	No	0.0002508	Param Intra 1 of 2
Calcium (mg/L)	GWC-17R	74.91	n/a	2/13/2026	69.5	No	24	0	None	No	0.0002508	Param Intra 1 of 2
Calcium (mg/L)	GWC-18	31.09	n/a	2/12/2026	19.4	No	24	0	None	No	0.0002508	Param Intra 1 of 2
Calcium (mg/L)	GWC-18R	34.81	n/a	2/12/2026	30.3	No	24	0	None	No	0.0002508	Param Intra 1 of 2
Calcium (mg/L)	GWC-19R	37.54	n/a	2/12/2026	30.4	No	24	0	None	No	0.0002508	Param Intra 1 of 2

Appendix III Intrawell Prediction Limits - All Results

Plant Bowen Client: Southern Company Data: Bowen LF 3-8 Printed 5/1/2026, 5:07 PM

Constituent	Well	Upper Lim.	Lower Lim.	Date	Observ.	Sig.	Bg N	%NDs	ND Adj.	Transform	Alpha	Method
Calcium (mg/L)	GWC-20R	47.46	n/a	2/12/2026	46.9	No	24	0	None	No	0.0002508	Param Intra 1 of 2
Calcium (mg/L)	GWC-21R	76.43	n/a	2/17/2026	68.6	No	24	0	None	No	0.0002508	Param Intra 1 of 2
Calcium (mg/L)	GWC-22R	39.88	n/a	2/13/2026	35.3	No	24	0	None	No	0.0002508	Param Intra 1 of 2
Calcium (mg/L)	**GWC-23R**	**76.91**	**n/a**	**2/13/2026**	**77.1**	**Yes**	**24**	**0**	**None**	**No**	**0.0002508**	**Param Intra 1 of 2**
Calcium (mg/L)	GWC-24R	36.32	n/a	2/12/2026	31.7	No	24	0	None	No	0.0002508	Param Intra 1 of 2
Calcium (mg/L)	GWC-25R	39.45	n/a	2/13/2026	34.4	No	24	0	None	No	0.0002508	Param Intra 1 of 2
Calcium (mg/L)	**GWC-26**	**65.99**	**n/a**	**2/24/2026**	**66.1**	**Yes**	**8**	**0**	**None**	**ln(x)**	**0.0002508**	**Param Intra 1 of 2**
Calcium (mg/L)	**GWC-27**	**39.5**	**n/a**	**3/2/2026**	**42.7**	**Yes**	**9**	**0**	**None**	**No**	**0.0002508**	**Param Intra 1 of 2**
Calcium (mg/L)	GWC-27R	32.92	n/a	3/2/2026	31	No	9	0	None	No	0.0002508	Param Intra 1 of 2
Calcium (mg/L)	GWC-28	47.02	n/a	3/2/2026	28.8	No	9	0	None	No	0.0002508	Param Intra 1 of 2
Calcium (mg/L)	GWC-29	48.29	n/a	2/26/2026	28.6	No	9	0	None	No	0.0002508	Param Intra 1 of 2
Calcium (mg/L)	GWC-29R	39.29	n/a	2/26/2026	34.1	No	9	0	None	No	0.0002508	Param Intra 1 of 2
Calcium (mg/L)	GWC-30	65.35	n/a	2/27/2026	50.8	No	9	0	None	No	0.0002508	Param Intra 1 of 2
Calcium (mg/L)	GWC-31	52.58	n/a	2/25/2026	41.1	No	9	0	None	No	0.0002508	Param Intra 1 of 2
Calcium (mg/L)	GWC-31R	41.37	n/a	2/27/2026	38.2	No	9	0	None	ln(x)	0.0002508	Param Intra 1 of 2
Calcium (mg/L)	GWC-32	63.66	n/a	3/2/2026	52.7	No	9	0	None	No	0.0002508	Param Intra 1 of 2
Calcium (mg/L)	GWC-33R	34.54	n/a	3/3/2026	28.8	No	9	0	None	No	0.0002508	Param Intra 1 of 2
Calcium (mg/L)	GWC-34	27.16	n/a	3/2/2026	19.7	No	8	0	None	No	0.0002508	Param Intra 1 of 2
Calcium (mg/L)	GWC-34R	49.75	n/a	3/2/2026	44.7	No	8	0	None	No	0.0002508	Param Intra 1 of 2
Calcium (mg/L)	GWC-35	62.61	n/a	2/24/2026	51.3	No	9	0	None	No	0.0002508	Param Intra 1 of 2
Calcium (mg/L)	GWC-36A	61.31	n/a	2/12/2026	41.6	No	7	0	None	x^4	0.0002508	Param Intra 1 of 2
Calcium (mg/L)	GWC-36RA	54.8	n/a	2/12/2026	42.1	No	24	0	n/a	n/a	0.003124	NP Intra (normality) 1 of 2
Calcium (mg/L)	GWC-37	1.113	n/a	2/12/2026	0.69	No	24	0	None	No	0.0002508	Param Intra 1 of 2
Calcium (mg/L)	GWC-38	3.086	n/a	2/12/2026	0.43	No	23	0	None	No	0.0002508	Param Intra 1 of 2
Calcium (mg/L)	GWC-57	41.29	n/a	3/2/2026	38.3	No	9	0	None	No	0.0002508	Param Intra 1 of 2
Chloride (mg/L)	GWA-1	2.104	n/a	2/18/2026	1.3	No	24	0	None	No	0.0002508	Param Intra 1 of 2
Chloride (mg/L)	GWA-2	2.484	n/a	2/18/2026	1.4	No	24	0	None	No	0.0002508	Param Intra 1 of 2
Chloride (mg/L)	GWA-2R	2.919	n/a	2/18/2026	0.73J	No	24	0	None	ln(x)	0.0002508	Param Intra 1 of 2
Chloride (mg/L)	GWA-3A	15.49	n/a	2/17/2026	10.5	No	9	0	None	No	0.0002508	Param Intra 1 of 2
Chloride (mg/L)	GWA-4RZ	3.856	n/a	2/18/2026	2.7	No	24	0	None	No	0.0002508	Param Intra 1 of 2
Chloride (mg/L)	GWA-39RZ	3.849	n/a	2/18/2026	1.4	No	22	0	None	No	0.0002508	Param Intra 1 of 2
Chloride (mg/L)	GWA-39Z	2.27	n/a	2/18/2026	1	No	24	0	None	No	0.0002508	Param Intra 1 of 2
Chloride (mg/L)	GWA-40	3.583	n/a	2/16/2026	0.74J	No	25	4	None	ln(x)	0.0002508	Param Intra 1 of 2
Chloride (mg/L)	GWA-41	3.94	n/a	2/16/2026	1	No	24	0	None	ln(x)	0.0002508	Param Intra 1 of 2
Chloride (mg/L)	GWA-41R	6.028	n/a	2/16/2026	1.2	No	24	0	None	sqrt(x)	0.0002508	Param Intra 1 of 2
Chloride (mg/L)	GWA-42	3.689	n/a	2/16/2026	2.5	No	24	0	None	No	0.0002508	Param Intra 1 of 2
Chloride (mg/L)	GWA-43	1.57	n/a	2/16/2026	1.3	No	24	0	None	No	0.0002508	Param Intra 1 of 2
Chloride (mg/L)	GWA-43R	5.241	n/a	2/16/2026	2.4	No	24	0	None	No	0.0002508	Param Intra 1 of 2
Chloride (mg/L)	GWA-50	1.487	n/a	2/17/2026	0.89J	No	24	0	None	No	0.0002508	Param Intra 1 of 2
Chloride (mg/L)	GWA-50R	1.185	n/a	2/17/2026	0.64J	No	24	4.167	None	No	0.0002508	Param Intra 1 of 2
Chloride (mg/L)	GWC-16R	2.832	n/a	2/13/2026	1.5	No	24	0	None	No	0.0002508	Param Intra 1 of 2
Chloride (mg/L)	GWC-17R	7.1	n/a	2/13/2026	4.6	No	24	0	n/a	n/a	0.003124	NP Intra (normality) 1 of 2
Chloride (mg/L)	GWC-18	2.681	n/a	2/12/2026	2.1	No	24	0	None	sqrt(x)	0.0002508	Param Intra 1 of 2
Chloride (mg/L)	GWC-18R	3.3	n/a	2/12/2026	2.4	No	24	0	n/a	n/a	0.003124	NP Intra (normality) 1 of 2
Chloride (mg/L)	GWC-19R	2.946	n/a	2/12/2026	2.5	No	24	0	None	No	0.0002508	Param Intra 1 of 2
Chloride (mg/L)	GWC-20R	2.479	n/a	2/12/2026	1.5	No	24	0	None	No	0.0002508	Param Intra 1 of 2
Chloride (mg/L)	GWC-21R	5.784	n/a	2/17/2026	3.3	No	24	0	None	No	0.0002508	Param Intra 1 of 2
Chloride (mg/L)	GWC-22R	3.291	n/a	2/13/2026	2.6	No	24	0	None	No	0.0002508	Param Intra 1 of 2
Chloride (mg/L)	GWC-23R	2.843	n/a	2/13/2026	1.4	No	24	0	None	No	0.0002508	Param Intra 1 of 2
Chloride (mg/L)	GWC-24R	3.166	n/a	2/12/2026	2.3	No	24	4.167	None	x^2	0.0002508	Param Intra 1 of 2
Chloride (mg/L)	GWC-25R	3.152	n/a	2/13/2026	2.3	No	24	0	None	No	0.0002508	Param Intra 1 of 2
Chloride (mg/L)	GWC-26	15.08	n/a	2/24/2026	11.3	No	9	0	None	No	0.0002508	Param Intra 1 of 2
Chloride (mg/L)	GWC-27	6.7	n/a	3/2/2026	3.2	No	9	0	n/a	n/a	0.01809	NP Intra (normality) 1 of 2
Chloride (mg/L)	GWC-27R	5.8	n/a	3/2/2026	2.6	No	9	0	n/a	n/a	0.01809	NP Intra (normality) 1 of 2
Chloride (mg/L)	GWC-28	7.193	n/a	3/2/2026	4.1	No	9	0	None	No	0.0002508	Param Intra 1 of 2
Chloride (mg/L)	GWC-29	3.212	n/a	2/26/2026	2.5	No	9	0	None	No	0.0002508	Param Intra 1 of 2
Chloride (mg/L)	GWC-29R	3.2	n/a	2/26/2026	2.5	No	9	0	n/a	n/a	0.01809	NP Intra (normality) 1 of 2
Chloride (mg/L)	GWC-30	4.059	n/a	2/27/2026	2.9	No	9	0	None	ln(x)	0.0002508	Param Intra 1 of 2
Chloride (mg/L)	GWC-31	6.379	n/a	2/25/2026	3.6	No	9	0	None	No	0.0002508	Param Intra 1 of 2
Chloride (mg/L)	GWC-31R	4.312	n/a	2/27/2026	3	No	9	0	None	No	0.0002508	Param Intra 1 of 2
Chloride (mg/L)	GWC-32	5.86	n/a	3/2/2026	3.5	No	9	0	None	No	0.0002508	Param Intra 1 of 2
Chloride (mg/L)	GWC-33R	3.5	n/a	3/3/2026	3.5	No	9	0	n/a	n/a	0.01809	NP Intra (normality) 1 of 2
Chloride (mg/L)	GWC-34	5.873	n/a	3/2/2026	5.2	No	8	0	None	No	0.0002508	Param Intra 1 of 2
Chloride (mg/L)	GWC-34R	5.944	n/a	3/2/2026	4.7	No	8	0	None	No	0.0002508	Param Intra 1 of 2
Chloride (mg/L)	GWC-35	7.586	n/a	2/24/2026	5.4	No	9	0	None	No	0.0002508	Param Intra 1 of 2

Appendix III Intrawell Prediction Limits - All Results

Plant Bowen Client: Southern Company Data: Bowen LF 3-8 Printed 5/1/2026, 5:07 PM

Constituent	Well	Upper Lim.	Lower Lim.	Date	Observ.	Sig.	Bg N	%NDs	ND Adj.	Transform	Alpha	Method
Chloride (mg/L)	GWC-36A	5.442	n/a	2/12/2026	2.9	No	7	0	None	No	0.0002508	Param Intra 1 of 2
Chloride (mg/L)	GWC-36RA	3.729	n/a	2/12/2026	2.8	No	24	0	None	No	0.0002508	Param Intra 1 of 2
Chloride (mg/L)	GWC-37	1.396	n/a	2/12/2026	0.85J	No	24	0	None	No	0.0002508	Param Intra 1 of 2
Chloride (mg/L)	GWC-38	4.039	n/a	2/12/2026	3.3	No	24	0	None	No	0.0002508	Param Intra 1 of 2
Chloride (mg/L)	GWC-57	5.181	n/a	3/2/2026	2.8	No	9	0	None	No	0.0002508	Param Intra 1 of 2
Fluoride (mg/L)	GWA-1	0.1214	n/a	2/18/2026	0.068J	No	24	25	Kaplan-Meier	No	0.0002508	Param Intra 1 of 2
Fluoride (mg/L)	GWA-2	0.164	n/a	2/18/2026	0.075J	No	23	43.48	Kaplan-Meier	No	0.0002508	Param Intra 1 of 2
Fluoride (mg/L)	GWA-2R	0.1	n/a	2/18/2026	0.1ND	No	24	37.5	n/a	n/a	0.003124	NP Intra (normality) 1 of 2
Fluoride (mg/L)	GWA-3A	0.1	n/a	2/17/2026	0.1ND	No	23	78.26	n/a	n/a	0.003415	NP Intra (NDs) 1 of 2
Fluoride (mg/L)	GWA-4RZ	0.2911	n/a	2/18/2026	0.058J	No	24	0	None	No	0.0002508	Param Intra 1 of 2
Fluoride (mg/L)	GWA-39RZ	0.2197	n/a	2/18/2026	0.1ND	No	22	40.91	Kaplan-Meier	ln(x)	0.0002508	Param Intra 1 of 2
Fluoride (mg/L)	GWA-39Z	0.1135	n/a	2/18/2026	0.1ND	No	24	37.5	Kaplan-Meier	No	0.0002508	Param Intra 1 of 2
Fluoride (mg/L)	GWA-40	0.11	n/a	2/16/2026	0.1ND	No	24	62.5	n/a	n/a	0.003124	NP Intra (NDs) 1 of 2
Fluoride (mg/L)	GWA-41	0.1	n/a	2/16/2026	0.1ND	No	24	70.83	n/a	n/a	0.003124	NP Intra (NDs) 1 of 2
Fluoride (mg/L)	GWA-41R	0.12	n/a	2/16/2026	0.1ND	No	24	75	n/a	n/a	0.003124	NP Intra (NDs) 1 of 2
Fluoride (mg/L)	GWA-42	0.1	n/a	2/16/2026	0.1ND	No	24	58.33	n/a	n/a	0.003124	NP Intra (NDs) 1 of 2
Fluoride (mg/L)	GWA-43	0.1	n/a	2/16/2026	0.1ND	No	24	83.33	n/a	n/a	0.003124	NP Intra (NDs) 1 of 2
Fluoride (mg/L)	GWA-43R	0.1	n/a	2/16/2026	0.1ND	No	24	75	n/a	n/a	0.003124	NP Intra (NDs) 1 of 2
Fluoride (mg/L)	GWA-50	0.1	n/a	2/17/2026	0.1ND	No	24	79.17	n/a	n/a	0.003124	NP Intra (NDs) 1 of 2
Fluoride (mg/L)	GWA-50R	0.1	n/a	2/17/2026	0.1ND	No	24	79.17	n/a	n/a	0.003124	NP Intra (NDs) 1 of 2
Fluoride (mg/L)	GWC-16R	0.2967	n/a	2/13/2026	0.1ND	No	24	20.83	Kaplan-Meier	No	0.0002508	Param Intra 1 of 2
Fluoride (mg/L)	GWC-17R	0.33	n/a	2/13/2026	0.1ND	No	24	54.17	n/a	n/a	0.003124	NP Intra (NDs) 1 of 2
Fluoride (mg/L)	GWC-18	0.12	n/a	2/12/2026	0.1ND	No	24	45.83	n/a	n/a	0.003124	NP Intra (normality) 1 of 2
Fluoride (mg/L)	GWC-18R	0.12	n/a	2/12/2026	0.1ND	No	24	75	n/a	n/a	0.003124	NP Intra (NDs) 1 of 2
Fluoride (mg/L)	GWC-19R	0.1	n/a	2/12/2026	0.1ND	No	24	70.83	n/a	n/a	0.003124	NP Intra (NDs) 1 of 2
Fluoride (mg/L)	GWC-20R	0.11	n/a	2/12/2026	0.1ND	No	24	54.17	n/a	n/a	0.003124	NP Intra (NDs) 1 of 2
Fluoride (mg/L)	GWC-21R	0.11	n/a	2/17/2026	0.1ND	No	24	62.5	n/a	n/a	0.003124	NP Intra (NDs) 1 of 2
Fluoride (mg/L)	GWC-22R	0.12	n/a	2/13/2026	0.1ND	No	24	58.33	n/a	n/a	0.003124	NP Intra (NDs) 1 of 2
Fluoride (mg/L)	GWC-23R	0.165	n/a	2/13/2026	0.1ND	No	24	45.83	Kaplan-Meier	No	0.0002508	Param Intra 1 of 2
Fluoride (mg/L)	GWC-24R	0.12	n/a	2/12/2026	0.1ND	No	24	62.5	n/a	n/a	0.003124	NP Intra (NDs) 1 of 2
Fluoride (mg/L)	GWC-25R	0.1	n/a	2/13/2026	0.1ND	No	24	70.83	n/a	n/a	0.003124	NP Intra (NDs) 1 of 2
Fluoride (mg/L)	GWC-26	0.1	n/a	2/24/2026	0.1ND	No	9	77.78	n/a	n/a	0.01809	NP Intra (NDs) 1 of 2
Fluoride (mg/L)	GWC-27	0.1	n/a	3/2/2026	0.1ND	No	9	55.56	n/a	n/a	0.01809	NP Intra (NDs) 1 of 2
Fluoride (mg/L)	GWC-27R	0.1425	n/a	3/2/2026	0.057J	No	9	11.11	None	No	0.0002508	Param Intra 1 of 2
Fluoride (mg/L)	GWC-28	0.1668	n/a	3/2/2026	0.079J	No	9	22.22	Kaplan-Meier	No	0.0002508	Param Intra 1 of 2
Fluoride (mg/L)	GWC-29	0.1548	n/a	2/26/2026	0.1ND	No	9	22.22	Kaplan-Meier	No	0.0002508	Param Intra 1 of 2
Fluoride (mg/L)	GWC-29R	0.1238	n/a	2/26/2026	0.1ND	No	9	44.44	Kaplan-Meier	No	0.0002508	Param Intra 1 of 2
Fluoride (mg/L)	GWC-30	0.152	n/a	2/27/2026	0.1ND	No	9	22.22	Kaplan-Meier	No	0.0002508	Param Intra 1 of 2
Fluoride (mg/L)	GWC-31	0.2182	n/a	2/25/2026	0.1ND	No	9	33.33	Kaplan-Meier	sqrt(x)	0.0002508	Param Intra 1 of 2
Fluoride (mg/L)	GWC-31R	0.1	n/a	2/27/2026	0.1ND	No	9	55.56	n/a	n/a	0.01809	NP Intra (NDs) 1 of 2
Fluoride (mg/L)	GWC-32	0.1	n/a	3/2/2026	0.097J	No	9	55.56	n/a	n/a	0.01809	NP Intra (NDs) 1 of 2
Fluoride (mg/L)	GWC-33R	0.1	n/a	3/3/2026	0.1ND	No	9	66.67	n/a	n/a	0.01809	NP Intra (NDs) 1 of 2
Fluoride (mg/L)	GWC-34	0.1	n/a	3/2/2026	0.1ND	No	8	100	n/a	n/a	0.02144	NP Intra (NDs) 1 of 2
Fluoride (mg/L)	GWC-34R	0.1	n/a	3/2/2026	0.1ND	No	8	100	n/a	n/a	0.02144	NP Intra (NDs) 1 of 2
Fluoride (mg/L)	GWC-35	0.1	n/a	2/24/2026	0.1ND	No	9	55.56	n/a	n/a	0.01809	NP Intra (NDs) 1 of 2
Fluoride (mg/L)	GWC-36A	0.1	n/a	2/12/2026	0.1ND	No	7	85.71	n/a	n/a	0.02765	NP Intra (NDs) 1 of 2
Fluoride (mg/L)	GWC-36RA	0.1	n/a	2/12/2026	0.1ND	No	24	75	n/a	n/a	0.003124	NP Intra (NDs) 1 of 2
Fluoride (mg/L)	GWC-37	0.1	n/a	2/12/2026	0.1ND	No	24	79.17	n/a	n/a	0.003124	NP Intra (NDs) 1 of 2
Fluoride (mg/L)	GWC-38	0.1	n/a	2/12/2026	0.1ND	No	24	87.5	n/a	n/a	0.003124	NP Intra (NDs) 1 of 2
Fluoride (mg/L)	GWC-57	0.1	n/a	3/2/2026	0.1ND	No	9	66.67	n/a	n/a	0.01809	NP Intra (NDs) 1 of 2
pH, Field (SU)	GWA-1	7.65	6.97	2/18/2026	7.36	No	24	0	n/a	n/a	0.006247	NP Intra (normality) 1 of 2
pH, Field (SU)	GWA-2	7.122	5.105	2/18/2026	6.33	No	24	0	None	x^4	0.0001254	Param Intra 1 of 2
pH, Field (SU)	GWA-2R	7.982	6.371	2/18/2026	7.19	No	24	0	None	x^3	0.0001254	Param Intra 1 of 2
pH, Field (SU)	GWA-3A	8.287	7.406	2/17/2026	7.74	No	9	0	None	No	0.0001254	Param Intra 1 of 2
pH, Field (SU)	GWA-4RZ	7.759	6.654	2/18/2026	6.99	No	25	0	None	x^5	0.0001254	Param Intra 1 of 2
pH, Field (SU)	GWA-39RZ	8.16	6.806	2/18/2026	7.33	No	22	0	None	No	0.0001254	Param Intra 1 of 2
pH, Field (SU)	GWA-39Z	7.531	5.238	2/18/2026	6.32	No	25	0	None	No	0.0001254	Param Intra 1 of 2
pH, Field (SU)	GWA-40	8.001	6.397	2/16/2026	7.01	No	26	0	None	No	0.0001254	Param Intra 1 of 2
pH, Field (SU)	GWA-41	7.371	5.423	2/16/2026	5.96	No	24	0	None	No	0.0001254	Param Intra 1 of 2
pH, Field (SU)	GWA-41R	7.745	6.178	2/16/2026	7.34	No	24	0	None	No	0.0001254	Param Intra 1 of 2
pH, Field (SU)	GWA-42	7.63	6.83	2/16/2026	7.18	No	24	0	n/a	n/a	0.006247	NP Intra (normality) 1 of 2
pH, Field (SU)	GWA-43	6.999	4.541	2/16/2026	5.28	No	24	0	None	No	0.0001254	Param Intra 1 of 2
pH, Field (SU)	GWA-43R	8.04	7.31	2/16/2026	7.61	No	25	0	n/a	n/a	0.005664	NP Intra (normality) 1 of 2
pH, Field (SU)	GWA-50	6.678	4.584	2/17/2026	5.25	No	24	0	None	No	0.0001254	Param Intra 1 of 2
pH, Field (SU)	GWA-50R	7.392	3.833	2/17/2026	4.75	No	24	0	None	No	0.0001254	Param Intra 1 of 2

Appendix III Intrawell Prediction Limits - All Results

Plant Bowen Client: Southern Company Data: Bowen LF 3-8 Printed 5/1/2026, 5:07 PM

Constituent	Well	Upper Lim.	Lower Lim.	Date	Observ.	Sig.	Bg N	%NDs	ND Adj.	Transform	Alpha	Method
pH, Field (SU)	GWC-16R	7.56	6.65	2/13/2026	7.05	No	25	0	None	No	0.0001254	Param Intra 1 of 2
pH, Field (SU)	GWC-17R	7.39	6.984	2/13/2026	7.27	No	24	0	None	No	0.0001254	Param Intra 1 of 2
pH, Field (SU)	GWC-18	7.481	5.955	2/12/2026	6.75	No	24	0	None	No	0.0001254	Param Intra 1 of 2
pH, Field (SU)	GWC-18R	7.87	7.07	2/12/2026	7.63	No	24	0	n/a	n/a	0.006247	NP Intra (normality) 1 of 2
pH, Field (SU)	GWC-19R	7.79	7.2	2/12/2026	7.72	No	25	0	n/a	n/a	0.005664	NP Intra (normality) 1 of 2
pH, Field (SU)	GWC-20R	7.983	7.249	2/12/2026	7.5	No	25	0	None	No	0.0001254	Param Intra 1 of 2
pH, Field (SU)	GWC-21R	7.472	6.572	2/17/2026	6.89	No	26	0	None	No	0.0001254	Param Intra 1 of 2
pH, Field (SU)	GWC-22R	8.226	6.449	2/13/2026	7.02	No	25	0	None	No	0.0001254	Param Intra 1 of 2
pH, Field (SU)	GWC-23R	7.863	6.631	2/13/2026	7.07	No	28	0	None	No	0.0001254	Param Intra 1 of 2
pH, Field (SU)	GWC-24R	7.996	6.799	2/12/2026	7.55	No	24	0	None	No	0.0001254	Param Intra 1 of 2
pH, Field (SU)	GWC-25R	7.986	7.106	2/13/2026	7.59	No	24	0	None	No	0.0001254	Param Intra 1 of 2
pH, Field (SU)	GWC-26	8.464	6.487	2/24/2026	7.17	No	9	0	None	No	0.0001254	Param Intra 1 of 2
pH, Field (SU)	GWC-27	8.391	6.698	3/2/2026	7.54	No	9	0	None	No	0.0001254	Param Intra 1 of 2
pH, Field (SU)	GWC-27R	8.43	6.512	3/2/2026	7.5	No	9	0	None	No	0.0001254	Param Intra 1 of 2
pH, Field (SU)	GWC-28	8.49	6.557	3/2/2026	7.59	No	9	0	None	No	0.0001254	Param Intra 1 of 2
pH, Field (SU)	GWC-29	8.178	6.884	2/26/2026	7.77	No	9	0	None	No	0.0001254	Param Intra 1 of 2
pH, Field (SU)	GWC-29R	8.324	6.276	2/26/2026	7.59	No	9	0	None	No	0.0001254	Param Intra 1 of 2
pH, Field (SU)	GWC-30	7.859	6.787	2/27/2026	7.23	No	10	0	None	No	0.0001254	Param Intra 1 of 2
pH, Field (SU)	GWC-31	7.95	6.93	2/25/2026	7.35	No	9	0	n/a	n/a	0.03619	NP Intra (normality) 1 of 2
pH, Field (SU)	GWC-31R	7.962	6.527	2/27/2026	7.44	No	9	0	None	No	0.0001254	Param Intra 1 of 2
pH, Field (SU)	GWC-32	7.627	6.027	3/2/2026	7.23	No	9	0	None	No	0.0001254	Param Intra 1 of 2
pH, Field (SU)	GWC-33R	8.195	6.861	3/3/2026	7.61	No	9	0	None	No	0.0001254	Param Intra 1 of 2
pH, Field (SU)	GWC-34	7.467	4.925	3/2/2026	6.28	No	8	0	None	No	0.0001254	Param Intra 1 of 2
pH, Field (SU)	GWC-34R	7.06	6.45	3/2/2026	6.91	No	8	0	n/a	n/a	0.04288	NP Intra (normality) 1 of 2
pH, Field (SU)	GWC-35	7.945	6.917	2/24/2026	7.34	No	9	0	None	No	0.0001254	Param Intra 1 of 2
pH, Field (SU)	GWC-36A	7.66	5.983	2/12/2026	7.08	No	7	0	None	No	0.0001254	Param Intra 1 of 2
pH, Field (SU)	GWC-36RA	7.789	6.687	2/12/2026	7.22	No	24	0	None	No	0.0001254	Param Intra 1 of 2
pH, Field (SU)	GWC-37	6.456	4.37	2/12/2026	5.01	No	24	0	None	No	0.0001254	Param Intra 1 of 2
pH, Field (SU)	**GWC-38**	**6.272**	**4.312**	**2/12/2026**	**4.31**	**Yes**	**24**	**0**	**None**	**No**	**0.0001254**	**Param Intra 1 of 2**
pH, Field (SU)	GWC-57	8.112	6.772	3/2/2026	7.49	No	9	0	None	No	0.0001254	Param Intra 1 of 2
Sulfate (mg/L)	GWA-1	2.53	n/a	2/18/2026	1.2	No	24	0	None	No	0.0002508	Param Intra 1 of 2
Sulfate (mg/L)	GWA-2	165.2	n/a	2/18/2026	49.3	No	24	0	None	No	0.0002508	Param Intra 1 of 2
Sulfate (mg/L)	GWA-2R	41.5	n/a	2/18/2026	2.1	No	24	0	n/a	n/a	0.003124	NP Intra (normality) 1 of 2
Sulfate (mg/L)	GWA-3A	7.937	n/a	2/17/2026	2.7	No	9	0	None	No	0.0002508	Param Intra 1 of 2
Sulfate (mg/L)	GWA-4RZ	28.45	n/a	2/18/2026	23.4	No	25	0	None	No	0.0002508	Param Intra 1 of 2
Sulfate (mg/L)	GWA-39RZ	17.04	n/a	2/18/2026	2.7	No	13	0	None	sqrt(x)	0.0002508	Param Intra 1 of 2
Sulfate (mg/L)	GWA-39Z	5.155	n/a	2/18/2026	1	No	17	0	None	sqrt(x)	0.0002508	Param Intra 1 of 2
Sulfate (mg/L)	GWA-40	4.2	n/a	2/16/2026	1.2	No	24	0	n/a	n/a	0.003124	NP Intra (normality) 1 of 2
Sulfate (mg/L)	GWA-41	12.98	n/a	2/16/2026	1	No	24	0	None	x^(1/3)	0.0002508	Param Intra 1 of 2
Sulfate (mg/L)	GWA-41R	13.15	n/a	2/16/2026	4.9	No	24	0	None	No	0.0002508	Param Intra 1 of 2
Sulfate (mg/L)	GWA-42	2.452	n/a	2/16/2026	1.4	No	24	0	None	No	0.0002508	Param Intra 1 of 2
Sulfate (mg/L)	GWA-43	1.96	n/a	2/16/2026	1ND	No	24	50	n/a	n/a	0.003124	NP Intra (normality) 1 of 2
Sulfate (mg/L)	GWA-43R	10.14	n/a	2/16/2026	3.4	No	24	0	None	No	0.0002508	Param Intra 1 of 2
Sulfate (mg/L)	GWA-50	1	n/a	2/17/2026	1ND	No	24	37.5	n/a	n/a	0.003124	NP Intra (normality) 1 of 2
Sulfate (mg/L)	GWA-50R	1.591	n/a	2/17/2026	0.5ND	No	24	4.167	None	No	0.0002508	Param Intra 1 of 2
Sulfate (mg/L)	GWC-16R	14.84	n/a	2/13/2026	8.7	No	24	0	None	No	0.0002508	Param Intra 1 of 2
Sulfate (mg/L)	GWC-17R	9.003	n/a	2/13/2026	8.2	No	23	0	None	No	0.0002508	Param Intra 1 of 2
Sulfate (mg/L)	GWC-18	2.577	n/a	2/12/2026	1.8	No	24	0	None	No	0.0002508	Param Intra 1 of 2
Sulfate (mg/L)	GWC-18R	3.135	n/a	2/12/2026	2.2	No	24	0	None	sqrt(x)	0.0002508	Param Intra 1 of 2
Sulfate (mg/L)	GWC-19R	4.413	n/a	2/12/2026	2.9	No	24	0	None	No	0.0002508	Param Intra 1 of 2
Sulfate (mg/L)	GWC-20R	2.069	n/a	2/12/2026	1.3	No	24	0	None	No	0.0002508	Param Intra 1 of 2
Sulfate (mg/L)	GWC-21R	16.52	n/a	2/17/2026	4.6	No	23	4.348	None	No	0.0002508	Param Intra 1 of 2
Sulfate (mg/L)	GWC-22R	2.873	n/a	2/13/2026	1.7	No	24	0	None	No	0.0002508	Param Intra 1 of 2
Sulfate (mg/L)	GWC-23R	143	n/a	2/13/2026	54.5	No	26	0	n/a	n/a	0.002667	NP Intra (normality) 1 of 2
Sulfate (mg/L)	GWC-24R	11.3	n/a	2/12/2026	2.4	No	24	0	n/a	n/a	0.003124	NP Intra (normality) 1 of 2
Sulfate (mg/L)	GWC-25R	2.406	n/a	2/13/2026	2.1	No	24	0	None	No	0.0002508	Param Intra 1 of 2
Sulfate (mg/L)	GWC-26	197.4	n/a	2/24/2026	36.6	No	9	0	None	ln(x)	0.0002508	Param Intra 1 of 2
Sulfate (mg/L)	GWC-27	30.25	n/a	3/2/2026	28.3	No	9	0	None	No	0.0002508	Param Intra 1 of 2
Sulfate (mg/L)	GWC-27R	8.659	n/a	3/2/2026	3	No	9	0	None	No	0.0002508	Param Intra 1 of 2
Sulfate (mg/L)	GWC-28	25.86	n/a	3/2/2026	6.1	No	9	0	None	No	0.0002508	Param Intra 1 of 2
Sulfate (mg/L)	GWC-29	2.365	n/a	2/26/2026	1.8	No	9	0	None	No	0.0002508	Param Intra 1 of 2
Sulfate (mg/L)	GWC-29R	8.2	n/a	2/26/2026	4.5	No	9	0	n/a	n/a	0.01809	NP Intra (normality) 1 of 2
Sulfate (mg/L)	GWC-30	8.245	n/a	2/27/2026	3.2	No	9	0	None	No	0.0002508	Param Intra 1 of 2
Sulfate (mg/L)	**GWC-31**	**4.132**	**n/a**	**2/25/2026**	**4.2**	**Yes**	**9**	**0**	**None**	**x^5**	**0.0002508**	**Param Intra 1 of 2**
Sulfate (mg/L)	GWC-31R	2.617	n/a	2/27/2026	1.7	No	9	0	None	No	0.0002508	Param Intra 1 of 2

Appendix III Intrawell Prediction Limits - All Results

Plant Bowen Client: Southern Company Data: Bowen LF 3-8 Printed 5/1/2026, 5:07 PM

Constituent	Well	Upper Lim.	Lower Lim.	Date	Observ.	Sig.	Bg N	%NDs	ND Adj.	Transform	Alpha	Method
Sulfate (mg/L)	GWC-32	9.249	n/a	3/2/2026	4.7	No	9	0	None	No	0.0002508	Param Intra 1 of 2
Sulfate (mg/L)	GWC-33R	4.811	n/a	3/3/2026	1.6	No	9	0	None	sqrt(x)	0.0002508	Param Intra 1 of 2
Sulfate (mg/L)	GWC-34	1.3	n/a	3/2/2026	0.93J	No	8	0	None	No	0.0002508	Param Intra 1 of 2
Sulfate (mg/L)	GWC-34R	4.287	n/a	3/2/2026	3	No	8	0	None	No	0.0002508	Param Intra 1 of 2
Sulfate (mg/L)	GWC-35	10.96	n/a	2/24/2026	7	No	9	0	None	No	0.0002508	Param Intra 1 of 2
Sulfate (mg/L)	GWC-36A	29.98	n/a	2/12/2026	13.6	No	7	0	None	x^4	0.0002508	Param Intra 1 of 2
Sulfate (mg/L)	GWC-36RA	32.08	n/a	2/12/2026	7.8	No	24	0	None	x^(1/3)	0.0002508	Param Intra 1 of 2
Sulfate (mg/L)	GWC-37	1	n/a	2/12/2026	1ND	No	24	37.5	n/a	n/a	0.003124	NP Intra (normality) 1 of 2
Sulfate (mg/L)	GWC-38	2.689	n/a	2/12/2026	0.5ND	No	24	4.167	None	sqrt(x)	0.0002508	Param Intra 1 of 2
Sulfate (mg/L)	GWC-57	3.772	n/a	3/2/2026	2.4	No	9	0	None	No	0.0002508	Param Intra 1 of 2
TDS (mg/L)	GWA-1	188.2	n/a	2/18/2026	144	No	24	0	None	No	0.0002508	Param Intra 1 of 2
TDS (mg/L)	GWA-2	380.5	n/a	2/18/2026	152	No	24	4.167	None	No	0.0002508	Param Intra 1 of 2
TDS (mg/L)	GWA-2R	245.1	n/a	2/18/2026	89	No	24	0	None	No	0.0002508	Param Intra 1 of 2
TDS (mg/L)	GWA-3A	187.6	n/a	2/17/2026	57	No	9	0	None	No	0.0002508	Param Intra 1 of 2
TDS (mg/L)	GWA-4RZ	394.5	n/a	2/18/2026	248	No	24	0	None	ln(x)	0.0002508	Param Intra 1 of 2
TDS (mg/L)	GWA-39RZ	237.1	n/a	2/18/2026	143	No	22	0	None	No	0.0002508	Param Intra 1 of 2
TDS (mg/L)	GWA-39Z	159.9	n/a	2/18/2026	71	No	24	0	None	No	0.0002508	Param Intra 1 of 2
TDS (mg/L)	GWA-40	213.2	n/a	2/16/2026	73	No	24	0	None	x^(1/3)	0.0002508	Param Intra 1 of 2
TDS (mg/L)	GWA-41	192.4	n/a	2/16/2026	54	No	24	0	None	No	0.0002508	Param Intra 1 of 2
TDS (mg/L)	GWA-41R	256.1	n/a	2/16/2026	182	No	24	0	None	No	0.0002508	Param Intra 1 of 2
TDS (mg/L)	GWA-42	207	n/a	2/16/2026	166	No	24	0	None	sqrt(x)	0.0002508	Param Intra 1 of 2
TDS (mg/L)	GWA-43	92.66	n/a	2/16/2026	25ND	No	24	20.83	Kaplan-Meier	sqrt(x)	0.0002508	Param Intra 1 of 2
TDS (mg/L)	GWA-43R	192.8	n/a	2/16/2026	151	No	24	0	None	No	0.0002508	Param Intra 1 of 2
TDS (mg/L)	GWA-50	41.77	n/a	2/17/2026	25ND	No	23	39.13	Kaplan-Meier	No	0.0002508	Param Intra 1 of 2
TDS (mg/L)	GWA-50R	96.39	n/a	2/17/2026	25ND	No	24	33.33	Kaplan-Meier	sqrt(x)	0.0002508	Param Intra 1 of 2
TDS (mg/L)	GWC-16R	392.1	n/a	2/13/2026	333	No	25	0	None	No	0.0002508	Param Intra 1 of 2
TDS (mg/L)	GWC-17R	382.3	n/a	2/13/2026	293	No	24	0	None	No	0.0002508	Param Intra 1 of 2
TDS (mg/L)	GWC-18	169.9	n/a	2/12/2026	112	No	24	0	None	No	0.0002508	Param Intra 1 of 2
TDS (mg/L)	GWC-18R	186.2	n/a	2/12/2026	137	No	24	0	None	No	0.0002508	Param Intra 1 of 2
TDS (mg/L)	GWC-19R	220.2	n/a	2/12/2026	148	No	24	0	None	No	0.0002508	Param Intra 1 of 2
TDS (mg/L)	GWC-20R	257.3	n/a	2/12/2026	213	No	25	0	None	x^2	0.0002508	Param Intra 1 of 2
TDS (mg/L)	GWC-21R	385	n/a	2/17/2026	290	No	24	0	n/a	n/a	0.003124	NP Intra (normality) 1 of 2
TDS (mg/L)	GWC-22R	196.9	n/a	2/13/2026	162	No	23	0	None	No	0.0002508	Param Intra 1 of 2
TDS (mg/L)	GWC-23R	489.5	n/a	2/13/2026	382	No	18	0	None	ln(x)	0.0002508	Param Intra 1 of 2
TDS (mg/L)	GWC-24R	248	n/a	2/12/2026	149	No	24	0	n/a	n/a	0.003124	NP Intra (normality) 1 of 2
TDS (mg/L)	GWC-25R	195	n/a	2/13/2026	151	No	24	0	None	x^2	0.0002508	Param Intra 1 of 2
TDS (mg/L)	**GWC-26**	**286.6**	**n/a**	**2/24/2026**	**316**	**Yes**	**8**	**0**	**None**	**No**	**0.0002508**	**Param Intra 1 of 2**
TDS (mg/L)	GWC-27	221.6	n/a	3/2/2026	195	No	9	0	None	No	0.0002508	Param Intra 1 of 2
TDS (mg/L)	GWC-27R	220	n/a	3/2/2026	150	No	9	0	None	No	0.0002508	Param Intra 1 of 2
TDS (mg/L)	GWC-28	233	n/a	3/2/2026	157	No	9	0	None	No	0.0002508	Param Intra 1 of 2
TDS (mg/L)	GWC-29	225.1	n/a	2/26/2026	146	No	9	0	None	No	0.0002508	Param Intra 1 of 2
TDS (mg/L)	GWC-29R	182.4	n/a	2/26/2026	155	No	9	0	None	No	0.0002508	Param Intra 1 of 2
TDS (mg/L)	GWC-30	246.7	n/a	2/27/2026	242	No	9	0	None	No	0.0002508	Param Intra 1 of 2
TDS (mg/L)	GWC-31	263	n/a	2/25/2026	198	No	9	0	None	x^2	0.0002508	Param Intra 1 of 2
TDS (mg/L)	GWC-31R	200	n/a	2/27/2026	192	No	9	0	n/a	n/a	0.01809	NP Intra (normality) 1 of 2
TDS (mg/L)	GWC-32	273.2	n/a	3/2/2026	219	No	9	0	None	No	0.0002508	Param Intra 1 of 2
TDS (mg/L)	GWC-33R	154.7	n/a	3/3/2026	120	No	9	0	None	No	0.0002508	Param Intra 1 of 2
TDS (mg/L)	GWC-34	283.9	n/a	3/2/2026	112	No	8	0	None	sqrt(x)	0.0002508	Param Intra 1 of 2
TDS (mg/L)	GWC-34R	319.8	n/a	3/2/2026	202	No	8	0	None	No	0.0002508	Param Intra 1 of 2
TDS (mg/L)	GWC-35	275.9	n/a	2/24/2026	258	No	9	0	None	No	0.0002508	Param Intra 1 of 2
TDS (mg/L)	GWC-36A	273	n/a	2/12/2026	224	No	7	0	None	No	0.0002508	Param Intra 1 of 2
TDS (mg/L)	GWC-36RA	279.7	n/a	2/12/2026	203	No	24	0	None	No	0.0002508	Param Intra 1 of 2
TDS (mg/L)	GWC-37	33.39	n/a	2/12/2026	27	No	22	40.91	Kaplan-Meier	No	0.0002508	Param Intra 1 of 2
TDS (mg/L)	GWC-38	126.6	n/a	2/12/2026	40	No	24	20.83	Kaplan-Meier	ln(x)	0.0002508	Param Intra 1 of 2
TDS (mg/L)	GWC-57	199	n/a	3/2/2026	168	No	9	0	None	x^2	0.0002508	Param Intra 1 of 2

Appendix III Interwell Prediction Limits - Two-Step - Significant Results

Plant Bowen Client: Southern Company Data: Bowen LF 3-8 Printed 5/1/2026, 5:13 PM

Constituent	Well	Upper Lim.	Lower Lim.	Date	Observ.	Sig.	Bg N	%NDs	ND Adj.	Transform	Alpha	Method
Calcium (mg/L)	**GWC-23R**	**66.7**	**n/a**	**2/13/2026**	**77.1**	**Yes**	**526**	**0**	**n/a**	**n/a**	**0.00004892**	**NP Inter (normality) 1 of 2**

Appendix III Interwell Prediction Limits - Two-Step - All Results

Plant Bowen Client: Southern Company Data: Bowen LF 3-8 Printed 5/1/2026, 5:13 PM

Constituent	Well	Upper Lim.	Lower Lim.	Date	Observ.	Sig.	Bg N	%NDs	ND Adj.	Transform	Alpha	Method
Calcium (mg/L)	**GWC-23R**	**66.7**	**n/a**	**2/13/2026**	**77.1**	**Yes**	**526**	**0**	**n/a**	**n/a**	**0.00004892**	**NP Inter (normality) 1 of 2**
Calcium (mg/L)	GWC-26	66.7	n/a	2/24/2026	66.1	No	526	0	n/a	n/a	0.00004892	NP Inter (normality) 1 of 2
Calcium (mg/L)	GWC-27	66.7	n/a	3/2/2026	42.7	No	526	0	n/a	n/a	0.00004892	NP Inter (normality) 1 of 2
pH, Field (SU)	GWC-38	8.34	4.24	2/12/2026	4.31	No	531	0	n/a	n/a	0.00009784	NP Inter (normality) 1 of 2
Sulfate (mg/L)	GWC-31	147	n/a	2/25/2026	4.2	No	526	4.943	n/a	n/a	0.00004892	NP Inter (normality) 1 of 2
TDS (mg/L)	GWC-26	410	n/a	2/24/2026	316	No	524	5.534	n/a	n/a	0.00004892	NP Inter (normality) 1 of 2

Appendix III Trend Tests - Prediction Limit Exceedances - Significant Results

Plant Bowen Client: Southern Company Data: Bowen LF 3-8 Printed 5/1/2026, 5:18 PM

Constituent	Well	Slope	Calc.	Critical	Sig.	N	%NDs	Normality	Alpha	Method
Calcium (mg/L)	GWA-1 (bg)	0.4417	136	118	Yes	26	0	n/a	0.01	NP
Calcium (mg/L)	GWA-4RZ (bg)	1.24	152	118	Yes	26	0	n/a	0.01	NP
Calcium (mg/L)	GWA-42 (bg)	1.073	222	118	Yes	26	0	n/a	0.01	NP
Calcium (mg/L)	GWA-43 (bg)	-0.6394	-216	-111	Yes	25	0	n/a	0.01	NP
Calcium (mg/L)	GWA-43R (bg)	0.5764	158	124	Yes	27	0	n/a	0.01	NP
Calcium (mg/L)	GWA-50 (bg)	-0.07722	-140	-118	Yes	26	0	n/a	0.01	NP
Calcium (mg/L)	GWA-50R (bg)	-0.4348	-198	-118	Yes	26	0	n/a	0.01	NP
Calcium (mg/L)	GWA-51RZ (bg)	1.383	83	74	Yes	19	0	n/a	0.01	NP
Calcium (mg/L)	GWA-55 (bg)	2.879	106	74	Yes	19	0	n/a	0.01	NP
Calcium (mg/L)	GWA-55R (bg)	1.995	83	74	Yes	19	0	n/a	0.01	NP
Calcium (mg/L)	GWC-23R	1.651	197	118	Yes	26	0	n/a	0.01	NP
pH, Field (SU)	GWA-1 (bg)	-0.02607	-181	-118	Yes	26	0	n/a	0.01	NP
pH, Field (SU)	GWA-2R (bg)	-0.05306	-134	-118	Yes	26	0	n/a	0.01	NP
pH, Field (SU)	GWA-4RZ (bg)	-0.04654	-165	-124	Yes	27	0	n/a	0.01	NP
pH, Field (SU)	GWA-40 (bg)	-0.05858	-162	-131	Yes	28	0	n/a	0.01	NP
pH, Field (SU)	GWA-42 (bg)	-0.02631	-136	-118	Yes	26	0	n/a	0.01	NP
pH, Field (SU)	GWA-43 (bg)	-0.1282	-244	-118	Yes	26	0	n/a	0.01	NP
pH, Field (SU)	GWA-50 (bg)	-0.08387	-202	-118	Yes	26	0	n/a	0.01	NP
pH, Field (SU)	GWA-50R (bg)	-0.1717	-205	-118	Yes	26	0	n/a	0.01	NP
pH, Field (SU)	GWA-54 (bg)	-0.04576	-75	-74	Yes	19	0	n/a	0.01	NP
pH, Field (SU)	GWC-38	-0.07997	-153	-118	Yes	26	0	n/a	0.01	NP
Sulfate (mg/L)	GWA-1 (bg)	-0.1105	-189	-118	Yes	26	0	n/a	0.01	NP
Sulfate (mg/L)	GWA-39RZ (bg)	-1.386	-186	-105	Yes	24	0	n/a	0.01	NP
Sulfate (mg/L)	GWA-39Z (bg)	-0.4283	-214	-118	Yes	26	0	n/a	0.01	NP
Sulfate (mg/L)	GWA-43R (bg)	-0.4529	-168	-118	Yes	26	0	n/a	0.01	NP
Sulfate (mg/L)	GWA-50R (bg)	-0.06904	-224	-118	Yes	26	7.692	n/a	0.01	NP
Sulfate (mg/L)	GWA-51RZ (bg)	1.159	82	74	Yes	19	0	n/a	0.01	NP
Sulfate (mg/L)	GWA-53 (bg)	-0.1066	-100	-74	Yes	19	0	n/a	0.01	NP
Sulfate (mg/L)	GWA-53R (bg)	-0.08398	-86	-74	Yes	19	0	n/a	0.01	NP
Sulfate (mg/L)	GWA-54 (bg)	-1.072	-154	-74	Yes	19	0	n/a	0.01	NP
Sulfate (mg/L)	GWC-31	1.132	46	34	Yes	11	0	n/a	0.01	NP
TDS (mg/L)	GWA-39RZ (bg)	-4.48	-114	-105	Yes	24	0	n/a	0.01	NP
TDS (mg/L)	GWA-43 (bg)	-2.076	-137	-118	Yes	26	26.92	n/a	0.01	NP
TDS (mg/L)	GWA-55 (bg)	11.85	102	74	Yes	19	0	n/a	0.01	NP
TDS (mg/L)	GWA-55R (bg)	8.787	98	74	Yes	19	0	n/a	0.01	NP

Appendix III Trend Tests - Prediction Limit Exceedances - All Results

Plant Bowen Client: Southern Company Data: Bowen LF 3-8 Printed 5/1/2026, 5:18 PM

Constituent	Well	Slope	Calc.	Critical	Sig.	N	%NDs	Normality	Alpha	Method
Calcium (mg/L)	**GWA-1 (bg)**	**0.4417**	**136**	**118**	**Yes**	**26**	**0**	**n/a**	**0.01**	**NP**
Calcium (mg/L)	GWA-2 (bg)	1.701	59	118	No	26	0	n/a	0.01	NP
Calcium (mg/L)	GWA-2R (bg)	1.663	113	118	No	26	0	n/a	0.01	NP
Calcium (mg/L)	GWA-3A (bg)	0.4604	30	34	No	11	0	n/a	0.01	NP
Calcium (mg/L)	**GWA-4RZ (bg)**	**1.24**	**152**	**118**	**Yes**	**26**	**0**	**n/a**	**0.01**	**NP**
Calcium (mg/L)	GWA-39RZ (bg)	0.1218	34	105	No	24	0	n/a	0.01	NP
Calcium (mg/L)	GWA-39Z (bg)	0.1474	26	124	No	27	0	n/a	0.01	NP
Calcium (mg/L)	GWA-40 (bg)	-0.1973	-47	-118	No	26	0	n/a	0.01	NP
Calcium (mg/L)	GWA-41 (bg)	-0.2869	-17	-118	No	26	0	n/a	0.01	NP
Calcium (mg/L)	GWA-41R (bg)	0.5766	68	118	No	26	0	n/a	0.01	NP
Calcium (mg/L)	**GWA-42 (bg)**	**1.073**	**222**	**118**	**Yes**	**26**	**0**	**n/a**	**0.01**	**NP**
Calcium (mg/L)	**GWA-43 (bg)**	**-0.6394**	**-216**	**-111**	**Yes**	**25**	**0**	**n/a**	**0.01**	**NP**
Calcium (mg/L)	**GWA-43R (bg)**	**0.5764**	**158**	**124**	**Yes**	**27**	**0**	**n/a**	**0.01**	**NP**
Calcium (mg/L)	**GWA-50 (bg)**	**-0.07722**	**-140**	**-118**	**Yes**	**26**	**0**	**n/a**	**0.01**	**NP**
Calcium (mg/L)	**GWA-50R (bg)**	**-0.4348**	**-198**	**-118**	**Yes**	**26**	**0**	**n/a**	**0.01**	**NP**
Calcium (mg/L)	**GWA-51RZ (bg)**	**1.383**	**83**	**74**	**Yes**	**19**	**0**	**n/a**	**0.01**	**NP**
Calcium (mg/L)	GWA-52 (bg)	0.3552	48	74	No	19	0	n/a	0.01	NP
Calcium (mg/L)	GWA-53 (bg)	0.2237	38	74	No	19	0	n/a	0.01	NP
Calcium (mg/L)	GWA-53R (bg)	0.4349	61	74	No	19	0	n/a	0.01	NP
Calcium (mg/L)	GWA-54 (bg)	-0.2535	-50	-74	No	19	0	n/a	0.01	NP
Calcium (mg/L)	**GWA-55 (bg)**	**2.879**	**106**	**74**	**Yes**	**19**	**0**	**n/a**	**0.01**	**NP**
Calcium (mg/L)	**GWA-55R (bg)**	**1.995**	**83**	**74**	**Yes**	**19**	**0**	**n/a**	**0.01**	**NP**
Calcium (mg/L)	GWA-56 (bg)	0.6697	25	74	No	19	0	n/a	0.01	NP
Calcium (mg/L)	**GWC-23R**	**1.651**	**197**	**118**	**Yes**	**26**	**0**	**n/a**	**0.01**	**NP**
Calcium (mg/L)	GWC-26	4.039	11	30	No	10	0	n/a	0.01	NP
Calcium (mg/L)	GWC-27	1.43	27	34	No	11	0	n/a	0.01	NP
pH, Field (SU)	**GWA-1 (bg)**	**-0.02607**	**-181**	**-118**	**Yes**	**26**	**0**	**n/a**	**0.01**	**NP**
pH, Field (SU)	GWA-2 (bg)	-0.002491	-4	-118	No	26	0	n/a	0.01	NP
pH, Field (SU)	**GWA-2R (bg)**	**-0.05306**	**-134**	**-118**	**Yes**	**26**	**0**	**n/a**	**0.01**	**NP**
pH, Field (SU)	GWA-3A (bg)	-0.02433	-8	-34	No	11	0	n/a	0.01	NP
pH, Field (SU)	**GWA-4RZ (bg)**	**-0.04654**	**-165**	**-124**	**Yes**	**27**	**0**	**n/a**	**0.01**	**NP**
pH, Field (SU)	GWA-39RZ (bg)	-0.04112	-103	-105	No	24	0	n/a	0.01	NP
pH, Field (SU)	GWA-39Z (bg)	-0.02985	-64	-124	No	27	0	n/a	0.01	NP
pH, Field (SU)	**GWA-40 (bg)**	**-0.05858**	**-162**	**-131**	**Yes**	**28**	**0**	**n/a**	**0.01**	**NP**
pH, Field (SU)	GWA-41 (bg)	-0.05338	-104	-118	No	26	0	n/a	0.01	NP
pH, Field (SU)	GWA-41R (bg)	-0.05508	-116	-118	No	26	0	n/a	0.01	NP
pH, Field (SU)	**GWA-42 (bg)**	**-0.02631**	**-136**	**-118**	**Yes**	**26**	**0**	**n/a**	**0.01**	**NP**
pH, Field (SU)	**GWA-43 (bg)**	**-0.1282**	**-244**	**-118**	**Yes**	**26**	**0**	**n/a**	**0.01**	**NP**
pH, Field (SU)	GWA-43R (bg)	-0.01119	-101	-124	No	27	0	n/a	0.01	NP
pH, Field (SU)	**GWA-50 (bg)**	**-0.08387**	**-202**	**-118**	**Yes**	**26**	**0**	**n/a**	**0.01**	**NP**
pH, Field (SU)	**GWA-50R (bg)**	**-0.1717**	**-205**	**-118**	**Yes**	**26**	**0**	**n/a**	**0.01**	**NP**
pH, Field (SU)	GWA-51RZ (bg)	-0.01692	-15	-74	No	19	0	n/a	0.01	NP
pH, Field (SU)	GWA-52 (bg)	-0.02658	-68	-74	No	19	0	n/a	0.01	NP
pH, Field (SU)	GWA-53 (bg)	-0.02035	-69	-74	No	19	0	n/a	0.01	NP
pH, Field (SU)	GWA-53R (bg)	-0.02694	-72	-74	No	19	0	n/a	0.01	NP
pH, Field (SU)	**GWA-54 (bg)**	**-0.04576**	**-75**	**-74**	**Yes**	**19**	**0**	**n/a**	**0.01**	**NP**
pH, Field (SU)	GWA-55 (bg)	-0.05556	-65	-74	No	19	0	n/a	0.01	NP
pH, Field (SU)	GWA-55R (bg)	-0.07241	-72	-74	No	19	0	n/a	0.01	NP
pH, Field (SU)	GWA-56 (bg)	-0.03349	-38	-81	No	20	0	n/a	0.01	NP
pH, Field (SU)	**GWC-38**	**-0.07997**	**-153**	**-118**	**Yes**	**26**	**0**	**n/a**	**0.01**	**NP**
Sulfate (mg/L)	**GWA-1 (bg)**	**-0.1105**	**-189**	**-118**	**Yes**	**26**	**0**	**n/a**	**0.01**	**NP**
Sulfate (mg/L)	GWA-2 (bg)	1.116	27	118	No	26	0	n/a	0.01	NP
Sulfate (mg/L)	GWA-2R (bg)	0.6273	107	118	No	26	0	n/a	0.01	NP
Sulfate (mg/L)	GWA-3A (bg)	-0.5214	-29	-34	No	11	0	n/a	0.01	NP
Sulfate (mg/L)	GWA-4RZ (bg)	0.1724	48	124	No	27	0	n/a	0.01	NP
Sulfate (mg/L)	**GWA-39RZ (bg)**	**-1.386**	**-186**	**-105**	**Yes**	**24**	**0**	**n/a**	**0.01**	**NP**
Sulfate (mg/L)	**GWA-39Z (bg)**	**-0.4283**	**-214**	**-118**	**Yes**	**26**	**0**	**n/a**	**0.01**	**NP**
Sulfate (mg/L)	GWA-40 (bg)	0	-18	-118	No	26	0	n/a	0.01	NP
Sulfate (mg/L)	GWA-41 (bg)	-0.05185	-39	-118	No	26	0	n/a	0.01	NP
Sulfate (mg/L)	GWA-41R (bg)	0.1249	19	118	No	26	0	n/a	0.01	NP
Sulfate (mg/L)	GWA-42 (bg)	-0.04476	-85	-118	No	26	0	n/a	0.01	NP
Sulfate (mg/L)	GWA-43 (bg)	0	-24	-118	No	26	53.85	n/a	0.01	NP
Sulfate (mg/L)	**GWA-43R (bg)**	**-0.4529**	**-168**	**-118**	**Yes**	**26**	**0**	**n/a**	**0.01**	**NP**
Sulfate (mg/L)	GWA-50 (bg)	0	48	118	No	26	38.46	n/a	0.01	NP
Sulfate (mg/L)	**GWA-50R (bg)**	**-0.06904**	**-224**	**-118**	**Yes**	**26**	**7.692**	**n/a**	**0.01**	**NP**

Appendix III Trend Tests - Prediction Limit Exceedances - All Results

Plant Bowen Client: Southern Company Data: Bowen LF 3-8 Printed 5/1/2026, 5:18 PM

Constituent	Well	Slope	Calc.	Critical	Sig.	N	%NDs	Normality	Alpha	Method
Sulfate (mg/L)	**GWA-51RZ (bg)**	**1.159**	**82**	**74**	**Yes**	**19**	**0**	**n/a**	**0.01**	**NP**
Sulfate (mg/L)	GWA-52 (bg)	0.4686	24	74	No	19	0	n/a	0.01	NP
Sulfate (mg/L)	**GWA-53 (bg)**	**-0.1066**	**-100**	**-74**	**Yes**	**19**	**0**	**n/a**	**0.01**	**NP**
Sulfate (mg/L)	**GWA-53R (bg)**	**-0.08398**	**-86**	**-74**	**Yes**	**19**	**0**	**n/a**	**0.01**	**NP**
Sulfate (mg/L)	**GWA-54 (bg)**	**-1.072**	**-154**	**-74**	**Yes**	**19**	**0**	**n/a**	**0.01**	**NP**
Sulfate (mg/L)	GWA-55 (bg)	2.654	49	74	No	19	0	n/a	0.01	NP
Sulfate (mg/L)	GWA-55R (bg)	0.646	62	74	No	19	0	n/a	0.01	NP
Sulfate (mg/L)	GWA-56 (bg)	-5.801	-45	-74	No	19	0	n/a	0.01	NP
Sulfate (mg/L)	**GWC-31**	**1.132**	**46**	**34**	**Yes**	**11**	**0**	**n/a**	**0.01**	**NP**
TDS (mg/L)	GWA-1 (bg)	0.7869	34	118	No	26	0	n/a	0.01	NP
TDS (mg/L)	GWA-2 (bg)	3.945	28	118	No	26	3.846	n/a	0.01	NP
TDS (mg/L)	GWA-2R (bg)	2.617	49	118	No	26	0	n/a	0.01	NP
TDS (mg/L)	GWA-3A (bg)	9.1	24	34	No	11	0	n/a	0.01	NP
TDS (mg/L)	GWA-4RZ (bg)	1.236	27	118	No	26	0	n/a	0.01	NP
TDS (mg/L)	**GWA-39RZ (bg)**	**-4.48**	**-114**	**-105**	**Yes**	**24**	**0**	**n/a**	**0.01**	**NP**
TDS (mg/L)	GWA-39Z (bg)	1.423	27	118	No	26	0	n/a	0.01	NP
TDS (mg/L)	GWA-40 (bg)	-1.387	-28	-118	No	26	0	n/a	0.01	NP
TDS (mg/L)	GWA-41 (bg)	0.1649	7	118	No	26	0	n/a	0.01	NP
TDS (mg/L)	GWA-41R (bg)	2.31	67	118	No	26	0	n/a	0.01	NP
TDS (mg/L)	GWA-42 (bg)	2.267	88	118	No	26	0	n/a	0.01	NP
TDS (mg/L)	**GWA-43 (bg)**	**-2.076**	**-137**	**-118**	**Yes**	**26**	**26.92**	**n/a**	**0.01**	**NP**
TDS (mg/L)	GWA-43R (bg)	0.9212	42	118	No	26	0	n/a	0.01	NP
TDS (mg/L)	GWA-50 (bg)	0	-14	-111	No	25	44	n/a	0.01	NP
TDS (mg/L)	GWA-50R (bg)	-0.8835	-60	-118	No	26	38.46	n/a	0.01	NP
TDS (mg/L)	GWA-51RZ (bg)	0.9481	9	74	No	19	0	n/a	0.01	NP
TDS (mg/L)	GWA-52 (bg)	1.011	16	74	No	19	0	n/a	0.01	NP
TDS (mg/L)	GWA-53 (bg)	3.456	36	74	No	19	0	n/a	0.01	NP
TDS (mg/L)	GWA-53R (bg)	0.3106	7	74	No	19	0	n/a	0.01	NP
TDS (mg/L)	GWA-54 (bg)	-1.665	-24	-74	No	19	0	n/a	0.01	NP
TDS (mg/L)	**GWA-55 (bg)**	**11.85**	**102**	**74**	**Yes**	**19**	**0**	**n/a**	**0.01**	**NP**
TDS (mg/L)	**GWA-55R (bg)**	**8.787**	**98**	**74**	**Yes**	**19**	**0**	**n/a**	**0.01**	**NP**
TDS (mg/L)	GWA-56 (bg)	-2.005	-7	-74	No	19	0	n/a	0.01	NP
TDS (mg/L)	GWC-26	29.92	19	30	No	10	0	n/a	0.01	NP

FIGURE A.

Sanitas™ v.10.1.06e Software licensed to Groundwater Stats Consulting. UG
Hollow symbols indicate censored values.

Time Series

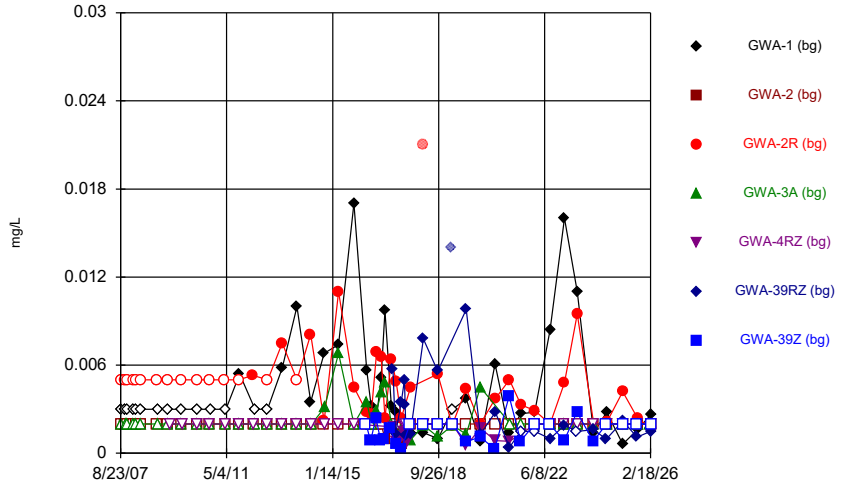

Constituent: Antimony Analysis Run 5/1/2026 3:59 PM
Plant Bowen Client: Southern Company Data: Bowen LF 3-8

Sanitas™ v.10.1.06e Software licensed to Groundwater Stats Consulting. UG
Hollow symbols indicate censored values.

Time Series

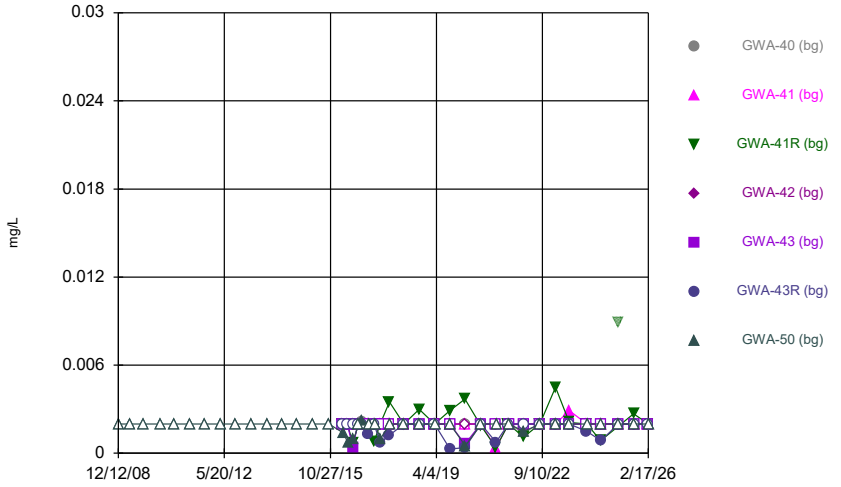

Constituent: Antimony Analysis Run 5/1/2026 3:59 PM
Plant Bowen Client: Southern Company Data: Bowen LF 3-8

Sanitas™ v.10.1.06e Software licensed to Groundwater Stats Consulting. UG
Hollow symbols indicate censored values.

Time Series

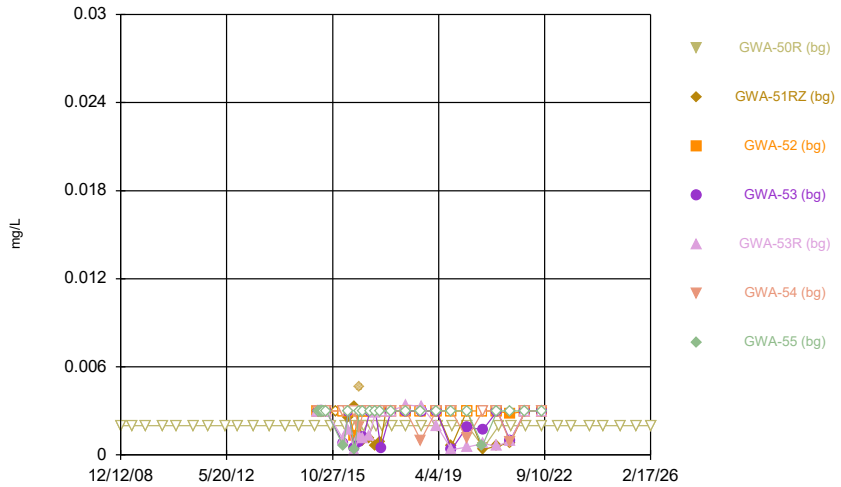

Constituent: Antimony Analysis Run 5/1/2026 3:59 PM
Plant Bowen Client: Southern Company Data: Bowen LF 3-8

Sanitas™ v.10.1.06e Software licensed to Groundwater Stats Consulting. UG
Hollow symbols indicate censored values.

Time Series

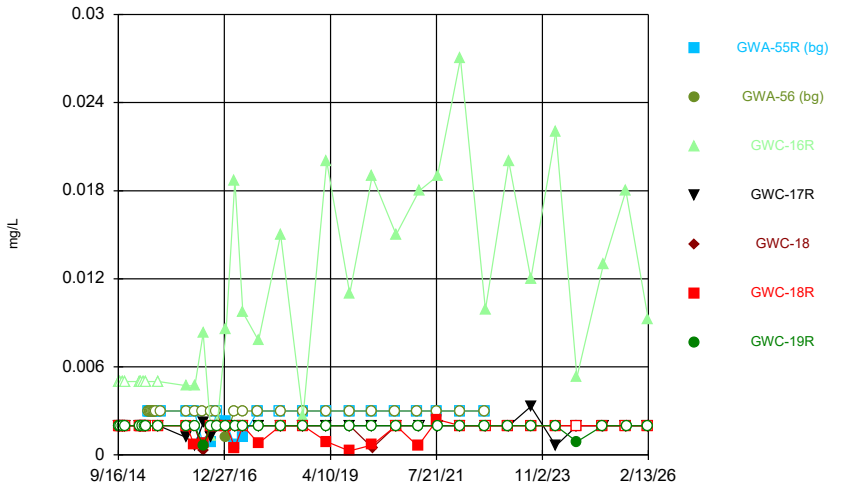

Constituent: Antimony Analysis Run 5/1/2026 3:59 PM
Plant Bowen Client: Southern Company Data: Bowen LF 3-8

Sanitas™ v.10.1.06e Software licensed to Groundwater Stats Consulting. UG
Hollow symbols indicate censored values.

Time Series

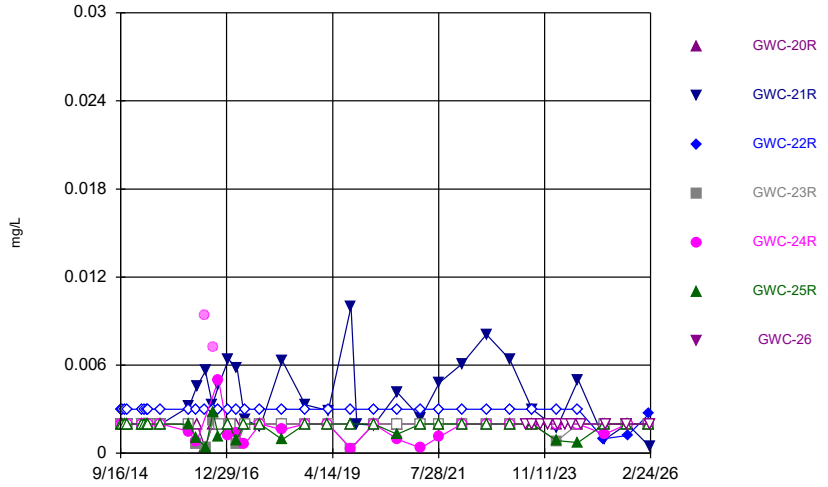

Constituent: Antimony Analysis Run 5/1/2026 3:59 PM
Plant Bowen Client: Southern Company Data: Bowen LF 3-8

Sanitas™ v.10.1.06e Software licensed to Groundwater Stats Consulting. UG
Hollow symbols indicate censored values.

Time Series

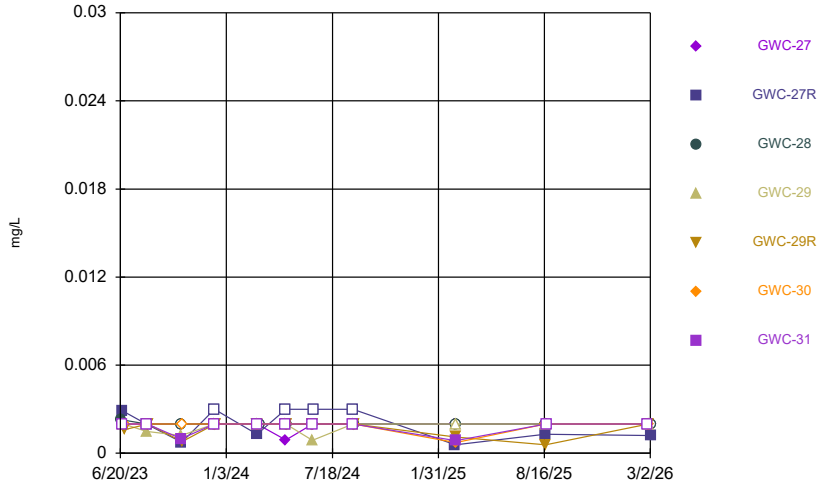

Constituent: Antimony Analysis Run 5/1/2026 3:59 PM
Plant Bowen Client: Southern Company Data: Bowen LF 3-8

Sanitas™ v.10.1.06e Software licensed to Groundwater Stats Consulting. UG
Hollow symbols indicate censored values.

Time Series

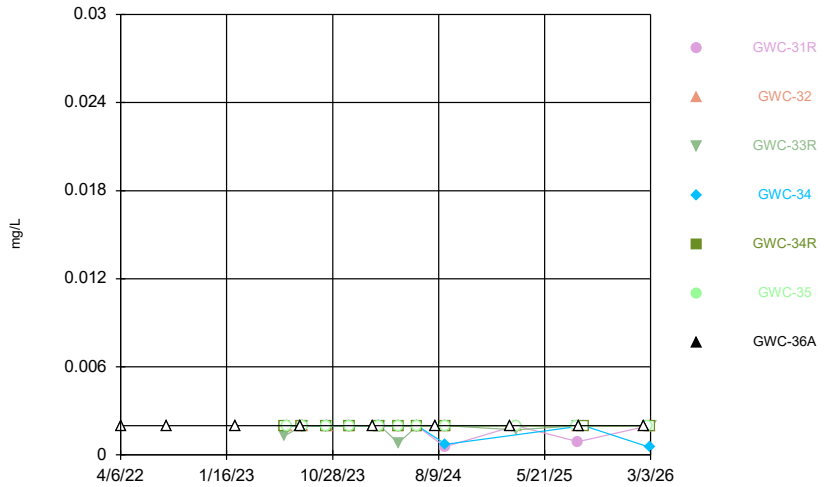

Constituent: Antimony Analysis Run 5/1/2026 3:59 PM
Plant Bowen Client: Southern Company Data: Bowen LF 3-8

Sanitas™ v.10.1.06e Software licensed to Groundwater Stats Consulting. UG
Hollow symbols indicate censored values.

Time Series

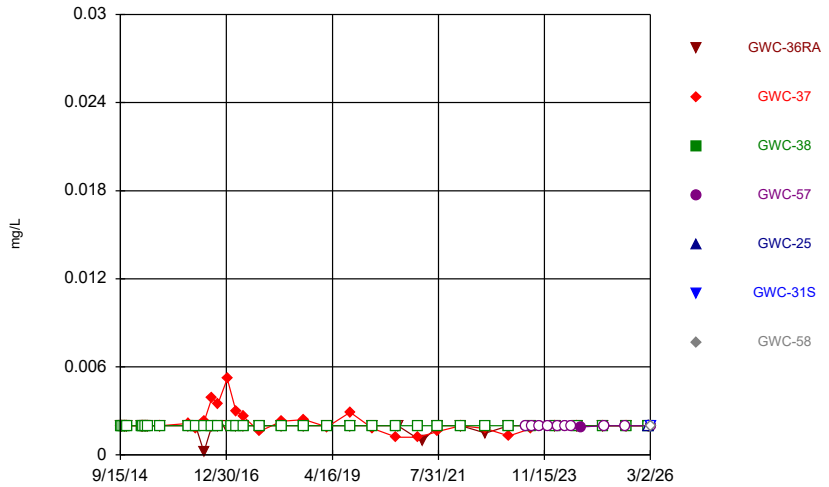

Constituent: Antimony Analysis Run 5/1/2026 3:59 PM
Plant Bowen Client: Southern Company Data: Bowen LF 3-8

Sanitas™ v.10.1.06e Software licensed to Groundwater Stats Consulting. UG
Hollow symbols indicate censored values.

Time Series

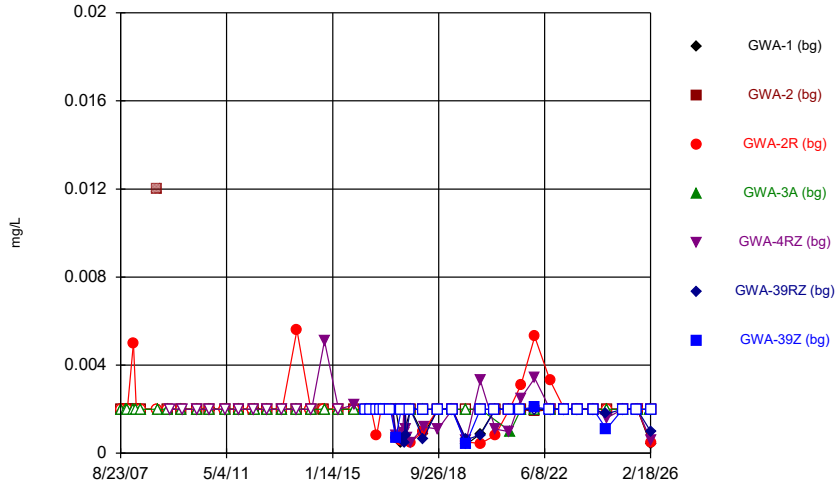

Constituent: Arsenic Analysis Run 5/1/2026 3:59 PM
Plant Bowen Client: Southern Company Data: Bowen LF 3-8

Sanitas™ v.10.1.06e Software licensed to Groundwater Stats Consulting. UG
Hollow symbols indicate censored values.

Time Series

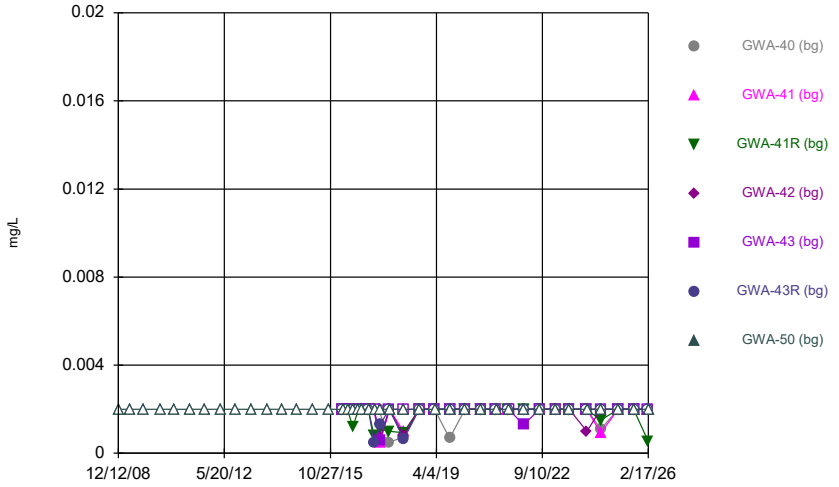

Constituent: Arsenic Analysis Run 5/1/2026 3:59 PM
Plant Bowen Client: Southern Company Data: Bowen LF 3-8

Sanitas™ v.10.1.06e Software licensed to Groundwater Stats Consulting. UG
Hollow symbols indicate censored values.

Time Series

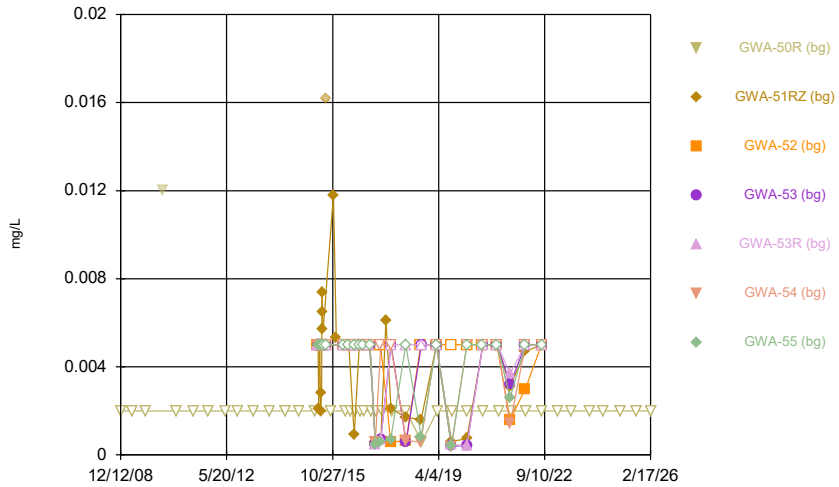

Constituent: Arsenic Analysis Run 5/1/2026 3:59 PM
Plant Bowen Client: Southern Company Data: Bowen LF 3-8

Sanitas™ v.10.1.06e Software licensed to Groundwater Stats Consulting. UG
Hollow symbols indicate censored values.

Time Series

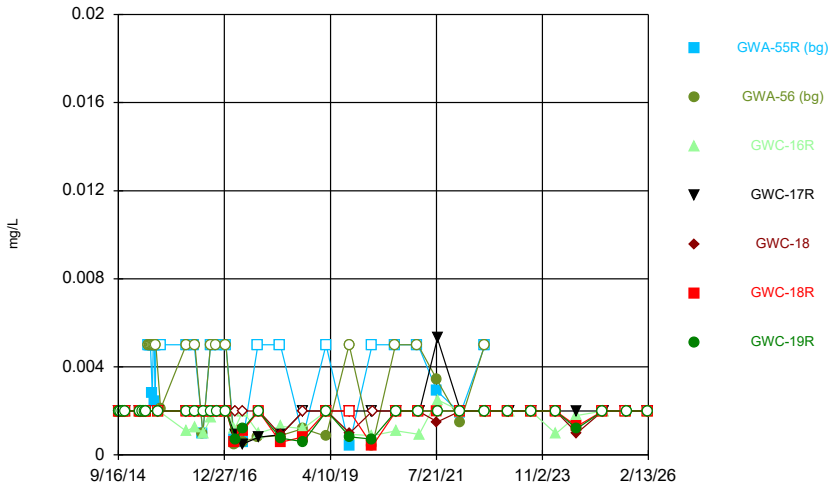

Constituent: Arsenic Analysis Run 5/1/2026 3:59 PM
Plant Bowen Client: Southern Company Data: Bowen LF 3-8

Sanitas™ v.10.1.06e Software licensed to Groundwater Stats Consulting. UG
Hollow symbols indicate censored values.

Time Series

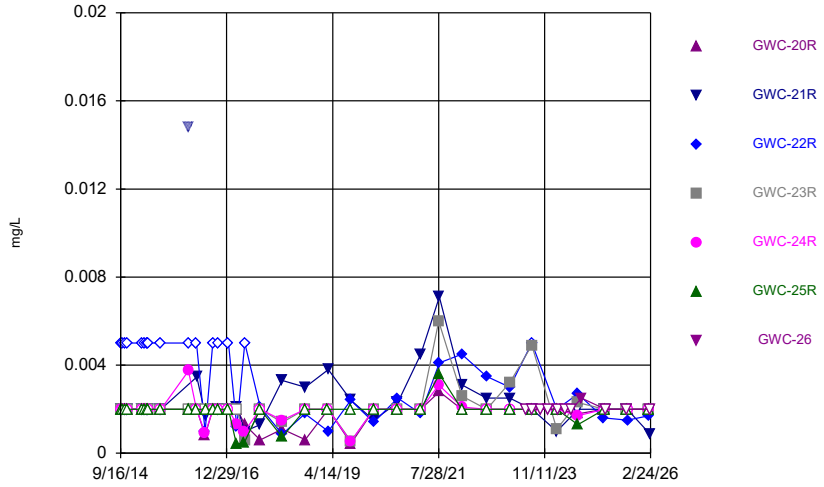

Constituent: Arsenic Analysis Run 5/1/2026 3:59 PM
Plant Bowen Client: Southern Company Data: Bowen LF 3-8

Sanitas™ v.10.1.06e Software licensed to Groundwater Stats Consulting. UG
Hollow symbols indicate censored values.

Time Series

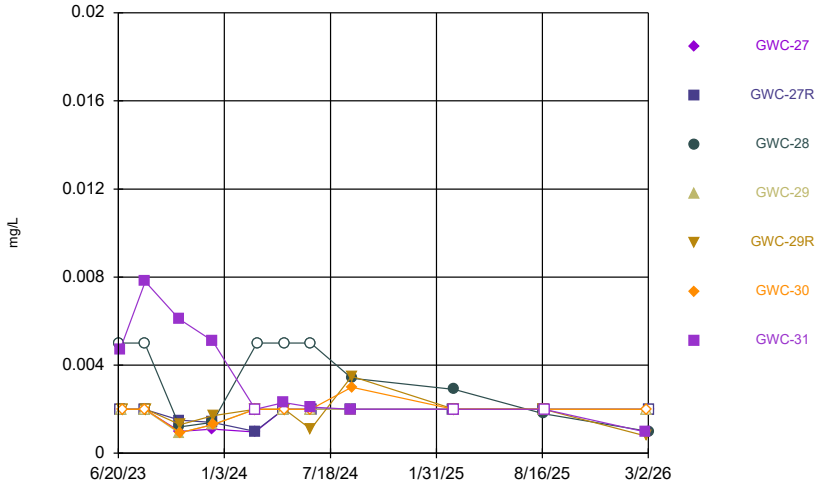

Constituent: Arsenic Analysis Run 5/1/2026 3:59 PM
Plant Bowen Client: Southern Company Data: Bowen LF 3-8

Sanitas™ v.10.1.06e Software licensed to Groundwater Stats Consulting. UG
Hollow symbols indicate censored values.

Time Series

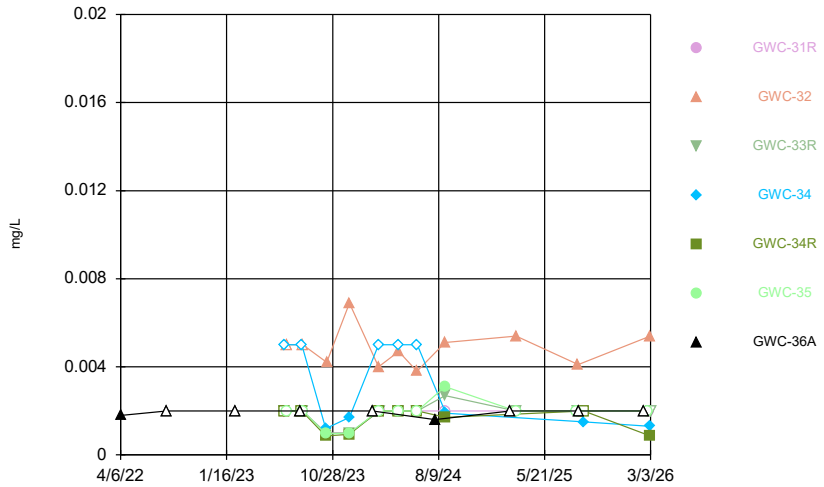

Constituent: Arsenic Analysis Run 5/1/2026 3:59 PM
Plant Bowen Client: Southern Company Data: Bowen LF 3-8

Sanitas™ v.10.1.06e Software licensed to Groundwater Stats Consulting. UG
Hollow symbols indicate censored values.

Time Series

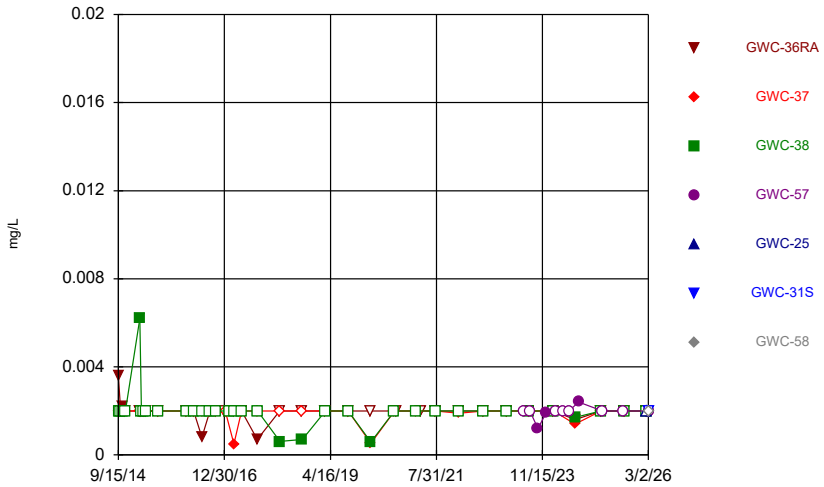

Constituent: Arsenic Analysis Run 5/1/2026 3:59 PM
Plant Bowen Client: Southern Company Data: Bowen LF 3-8

Sanitas™ v.10.1.06e Software licensed to Groundwater Stats Consulting. UG

Time Series

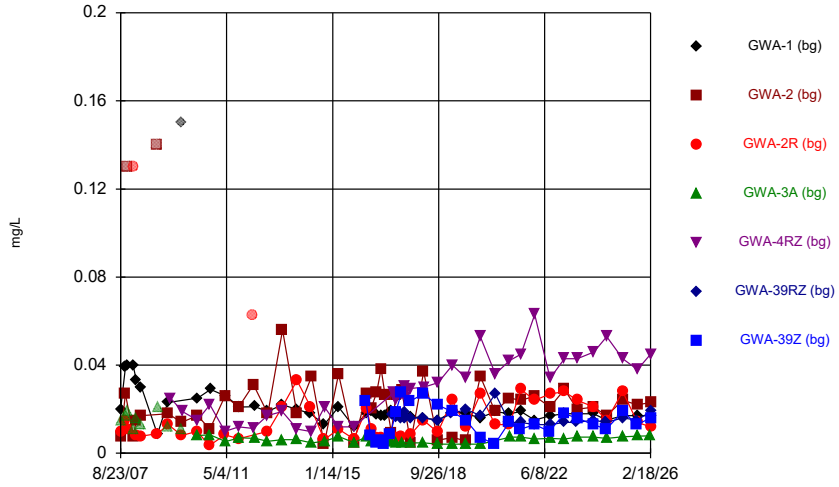

Constituent: Barium Analysis Run 5/1/2026 4:00 PM

Plant Bowen Client: Southern Company Data: Bowen LF 3-8

Sanitas™ v.10.1.06e Software licensed to Groundwater Stats Consulting. UG

Time Series

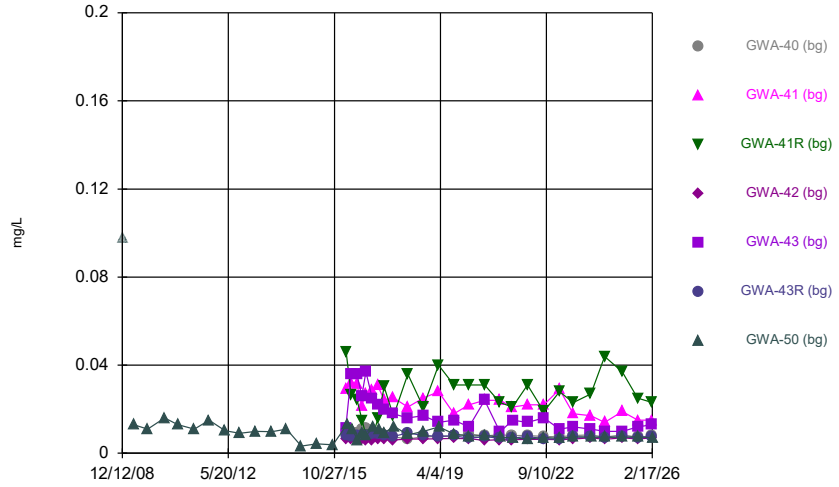

Constituent: Barium Analysis Run 5/1/2026 4:00 PM

Plant Bowen Client: Southern Company Data: Bowen LF 3-8

Sanitas™ v.10.1.06e Software licensed to Groundwater Stats Consulting. UG
Hollow symbols indicate censored values.

Time Series

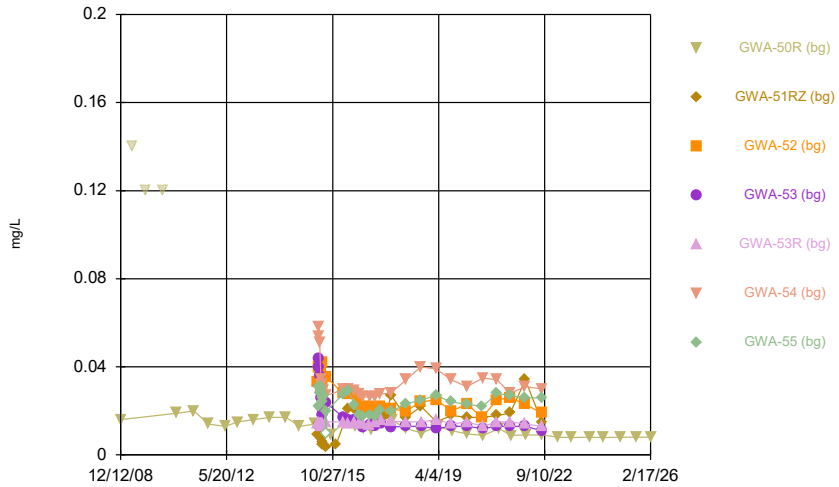

Constituent: Barium Analysis Run 5/1/2026 4:00 PM

Plant Bowen Client: Southern Company Data: Bowen LF 3-8

Sanitas™ v.10.1.06e Software licensed to Groundwater Stats Consulting. UG
Hollow symbols indicate censored values.

Time Series

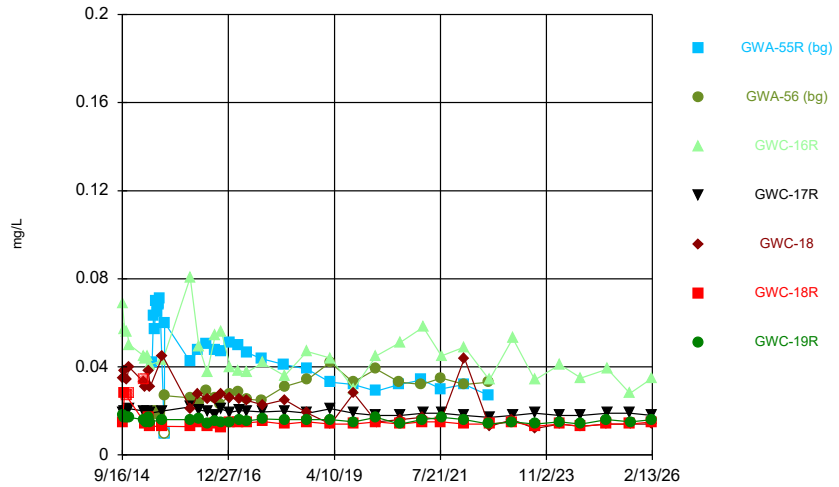

Constituent: Barium Analysis Run 5/1/2026 4:00 PM

Plant Bowen Client: Southern Company Data: Bowen LF 3-8

Sanitas™ v.10.1.06e Software licensed to Groundwater Stats Consulting. UG

Time Series

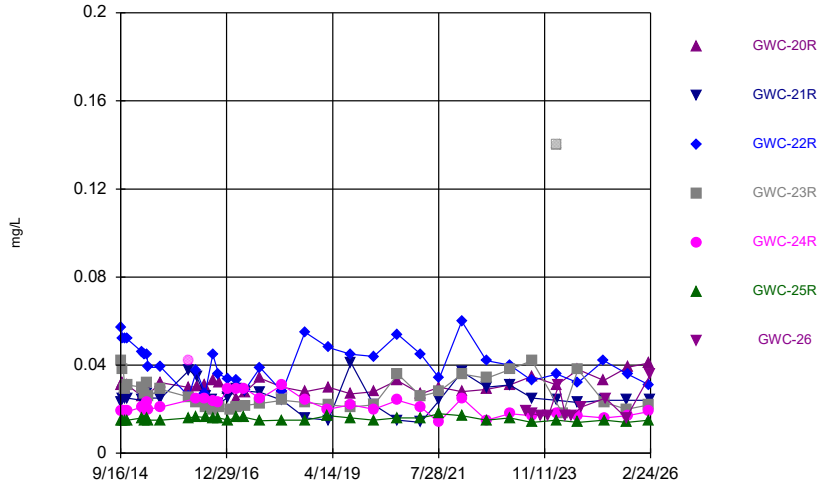

Constituent: Barium Analysis Run 5/1/2026 4:00 PM

Plant Bowen Client: Southern Company Data: Bowen LF 3-8

Sanitas™ v.10.1.06e Software licensed to Groundwater Stats Consulting. UG

Time Series

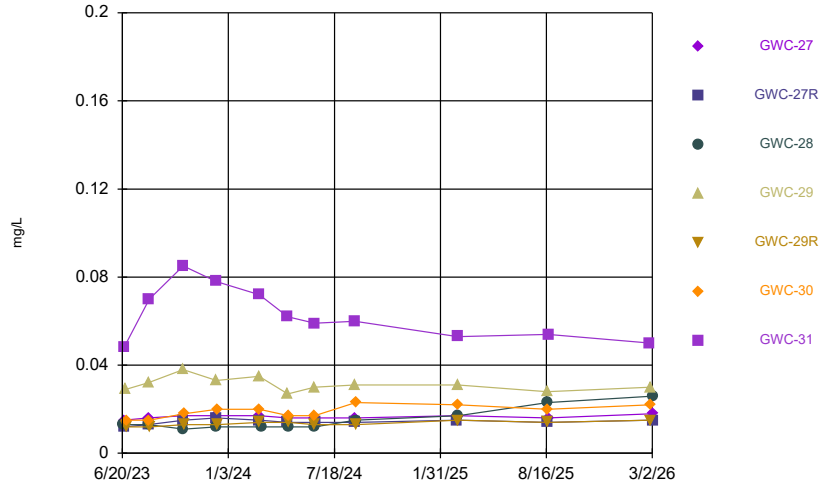

Constituent: Barium Analysis Run 5/1/2026 4:00 PM

Plant Bowen Client: Southern Company Data: Bowen LF 3-8

Sanitas™ v.10.1.06e Software licensed to Groundwater Stats Consulting. UG

Time Series

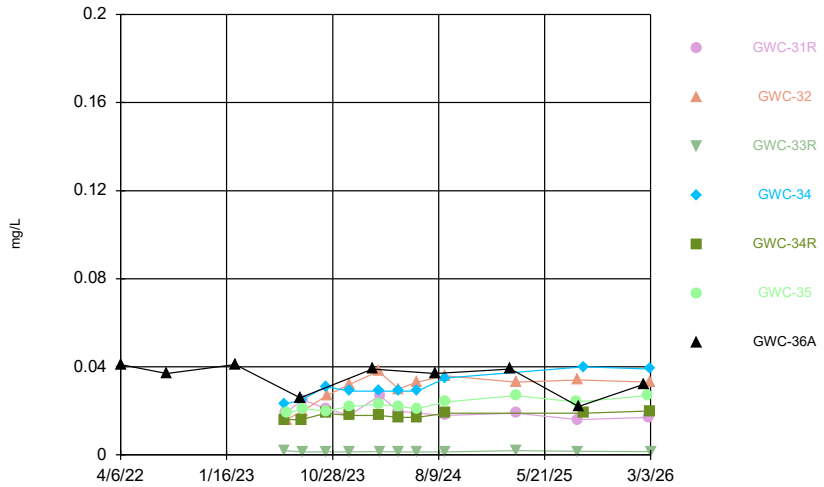

Constituent: Barium Analysis Run 5/1/2026 4:00 PM

Plant Bowen Client: Southern Company Data: Bowen LF 3-8

Sanitas™ v.10.1.06e Software licensed to Groundwater Stats Consulting. UG
Hollow symbols indicate censored values.

Time Series

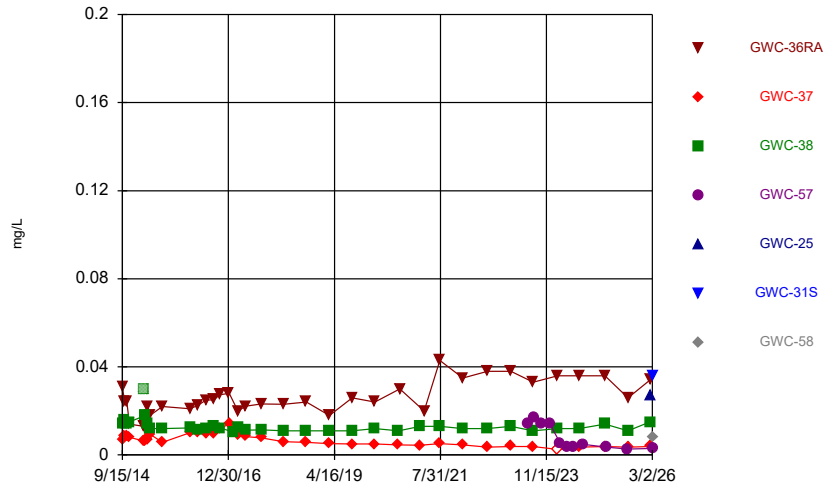

Constituent: Barium Analysis Run 5/1/2026 4:00 PM

Plant Bowen Client: Southern Company Data: Bowen LF 3-8

Sanitas™ v.10.1.06e Software licensed to Groundwater Stats Consulting. UG
Hollow symbols indicate censored values.

Time Series

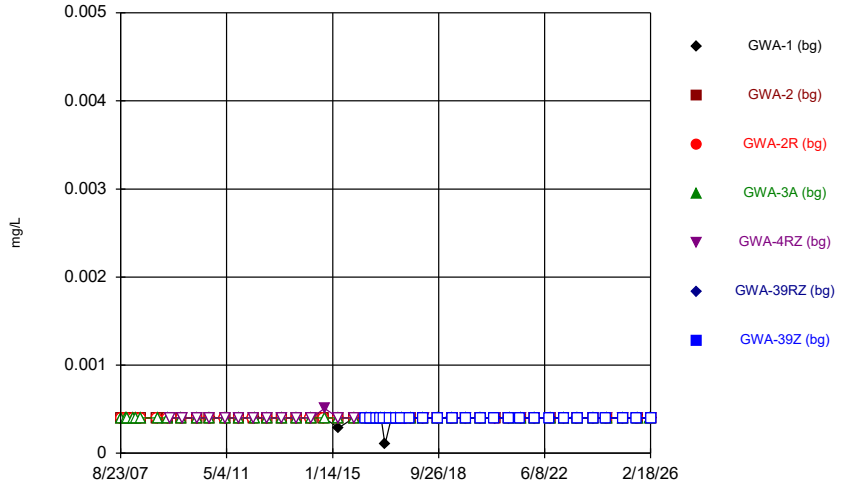

Constituent: Beryllium Analysis Run 5/1/2026 4:00 PM
Plant Bowen Client: Southern Company Data: Bowen LF 3-8

Sanitas™ v.10.1.06e Software licensed to Groundwater Stats Consulting. UG
Hollow symbols indicate censored values.

Time Series

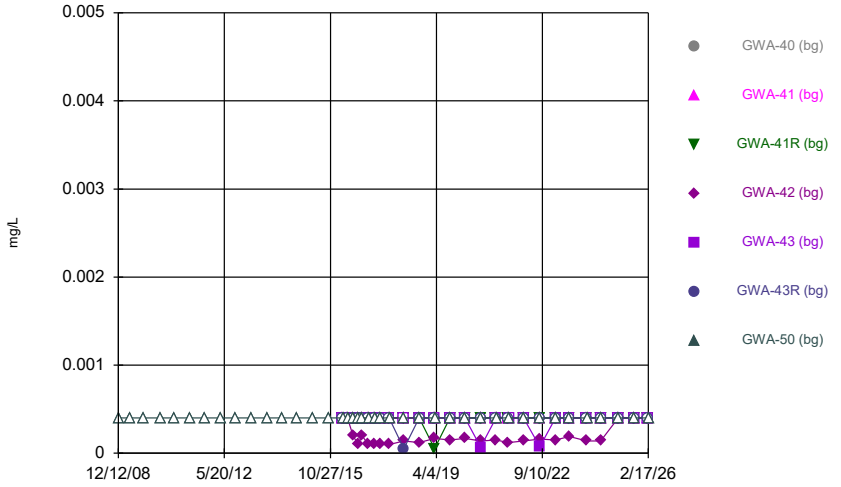

Constituent: Beryllium Analysis Run 5/1/2026 4:00 PM
Plant Bowen Client: Southern Company Data: Bowen LF 3-8

Sanitas™ v.10.1.06e Software licensed to Groundwater Stats Consulting. UG
Hollow symbols indicate censored values.

Time Series

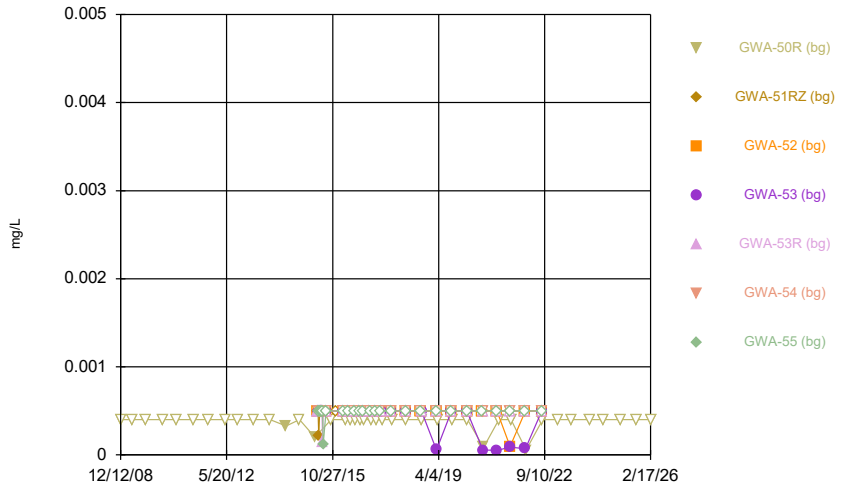

Constituent: Beryllium Analysis Run 5/1/2026 4:00 PM
Plant Bowen Client: Southern Company Data: Bowen LF 3-8

Sanitas™ v.10.1.06e Software licensed to Groundwater Stats Consulting. UG
Hollow symbols indicate censored values.

Time Series

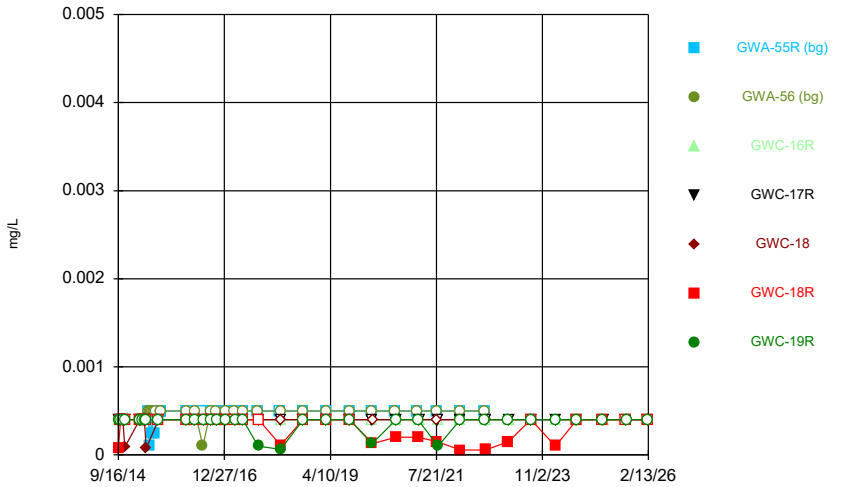

Constituent: Beryllium Analysis Run 5/1/2026 4:00 PM
Plant Bowen Client: Southern Company Data: Bowen LF 3-8

Sanitas™ v.10.1.06e Software licensed to Groundwater Stats Consulting. UG
Hollow symbols indicate censored values.

Time Series

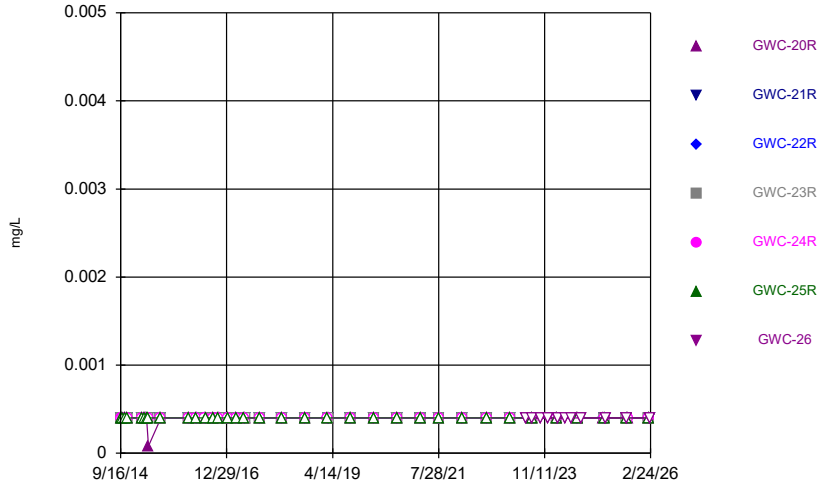

Constituent: Beryllium Analysis Run 5/1/2026 4:00 PM
Plant Bowen Client: Southern Company Data: Bowen LF 3-8

Sanitas™ v.10.1.06e Software licensed to Groundwater Stats Consulting. UG
Hollow symbols indicate censored values.

Time Series

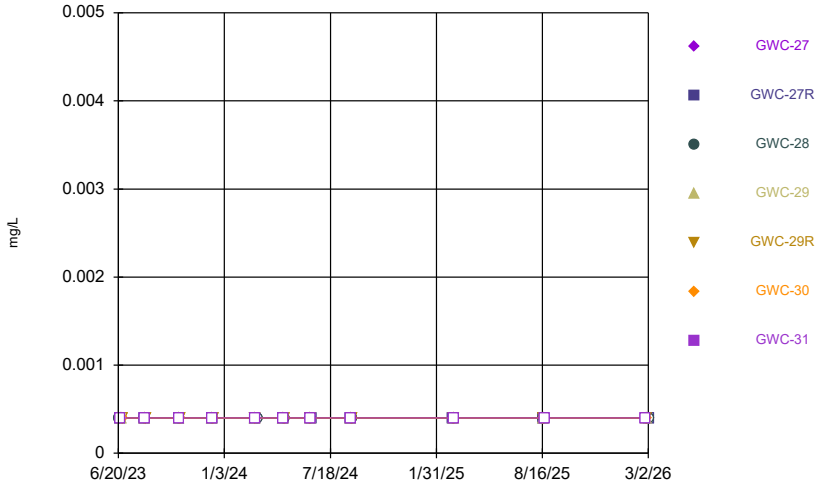

Constituent: Beryllium Analysis Run 5/1/2026 4:00 PM
Plant Bowen Client: Southern Company Data: Bowen LF 3-8

Sanitas™ v.10.1.06e Software licensed to Groundwater Stats Consulting. UG
Hollow symbols indicate censored values.

Time Series

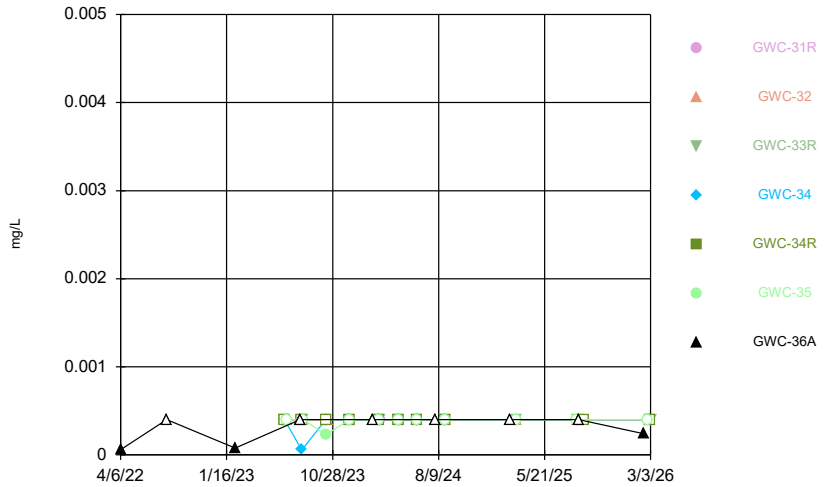

Constituent: Beryllium Analysis Run 5/1/2026 4:00 PM
Plant Bowen Client: Southern Company Data: Bowen LF 3-8

Sanitas™ v.10.1.06e Software licensed to Groundwater Stats Consulting. UG
Hollow symbols indicate censored values.

Time Series

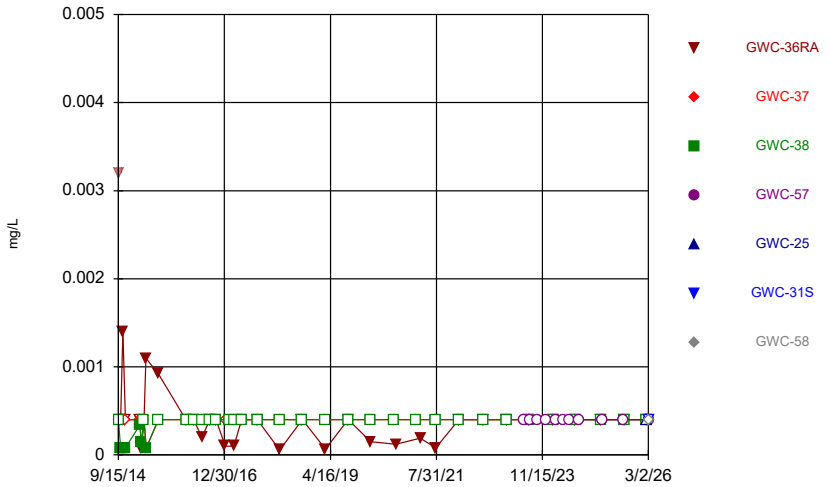

Constituent: Beryllium Analysis Run 5/1/2026 4:00 PM
Plant Bowen Client: Southern Company Data: Bowen LF 3-8

Sanitas™ v.10.1.06e Software licensed to Groundwater Stats Consulting. UG
Hollow symbols indicate censored values.

Time Series

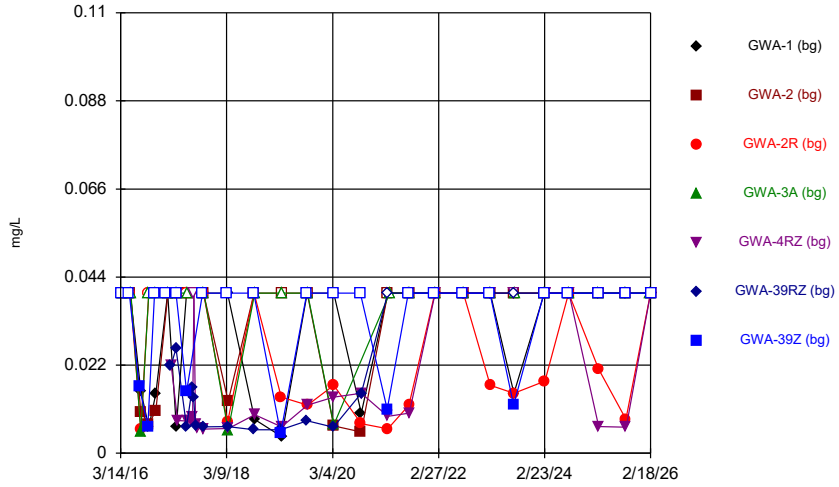

Constituent: Boron Analysis Run 5/1/2026 4:00 PM
Plant Bowen Client: Southern Company Data: Bowen LF 3-8

Sanitas™ v.10.1.06e Software licensed to Groundwater Stats Consulting. UG
Hollow symbols indicate censored values.

Time Series

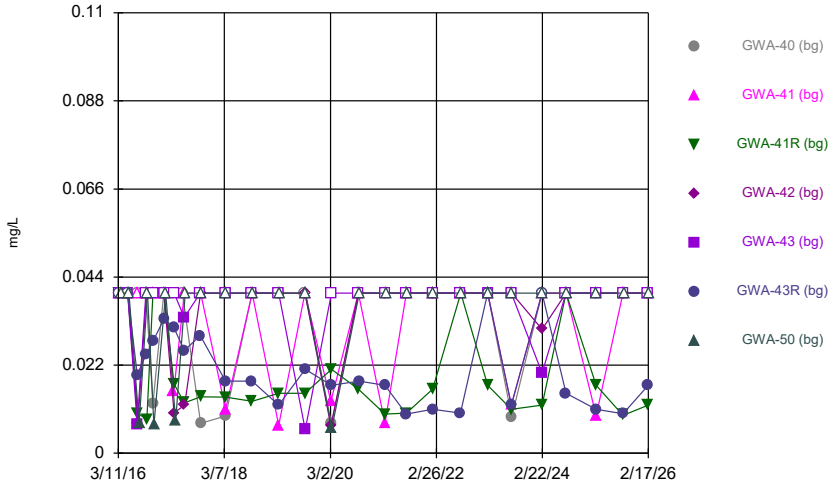

Constituent: Boron Analysis Run 5/1/2026 4:00 PM
Plant Bowen Client: Southern Company Data: Bowen LF 3-8

Sanitas™ v.10.1.06e Software licensed to Groundwater Stats Consulting. UG
Hollow symbols indicate censored values.

Time Series

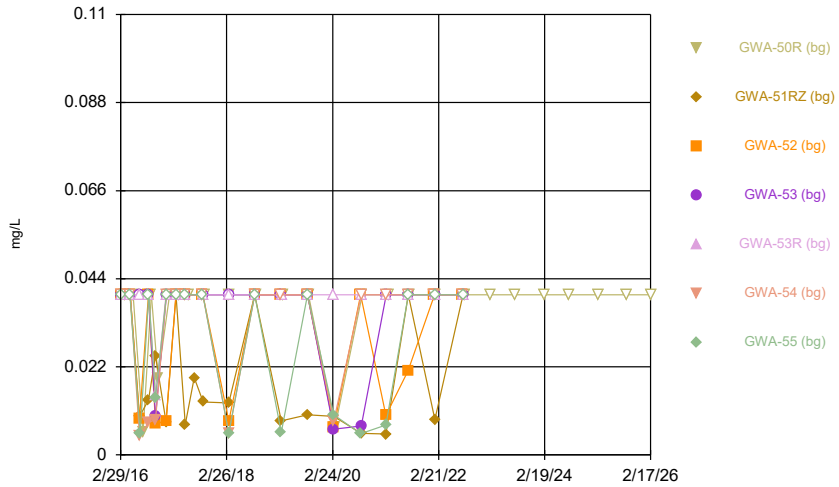

Constituent: Boron Analysis Run 5/1/2026 4:00 PM
Plant Bowen Client: Southern Company Data: Bowen LF 3-8

Sanitas™ v.10.1.06e Software licensed to Groundwater Stats Consulting. UG
Hollow symbols indicate censored values.

Time Series

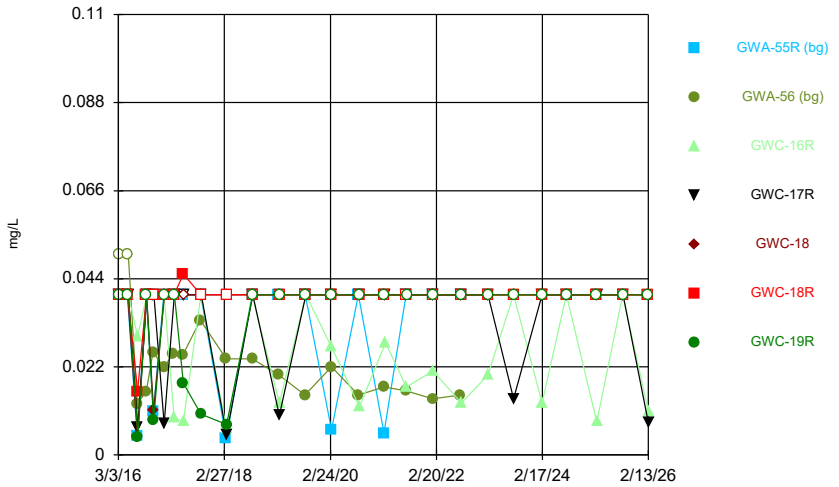

Constituent: Boron Analysis Run 5/1/2026 4:00 PM
Plant Bowen Client: Southern Company Data: Bowen LF 3-8

Sanitas™ v.10.1.06e Software licensed to Groundwater Stats Consulting. UG
Hollow symbols indicate censored values.

Time Series

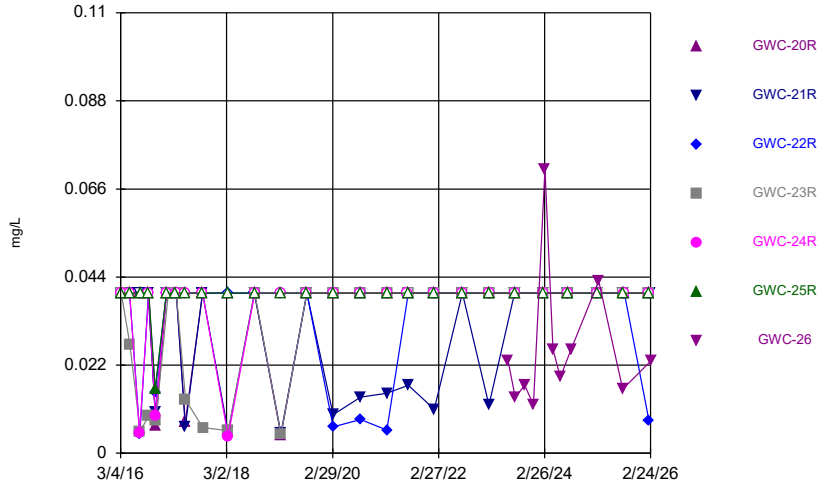

Constituent: Boron Analysis Run 5/1/2026 4:00 PM
Plant Bowen Client: Southern Company Data: Bowen LF 3-8

Sanitas™ v.10.1.06e Software licensed to Groundwater Stats Consulting. UG
Hollow symbols indicate censored values.

Time Series

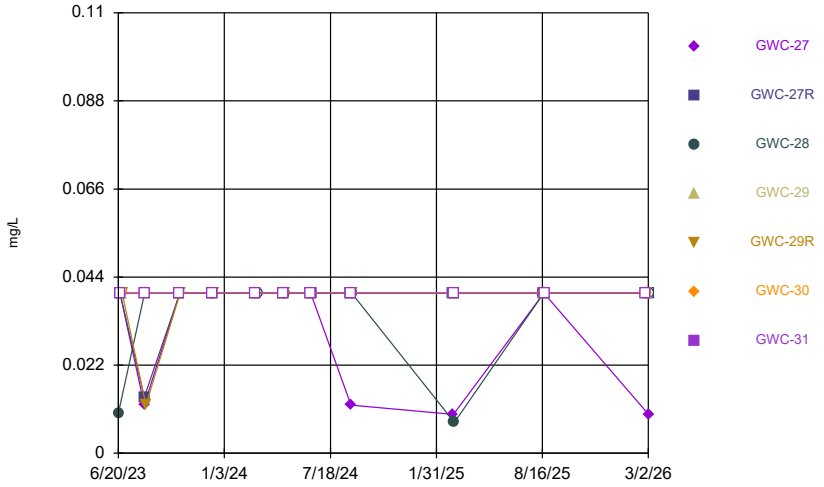

Constituent: Boron Analysis Run 5/1/2026 4:00 PM
Plant Bowen Client: Southern Company Data: Bowen LF 3-8

Sanitas™ v.10.1.06e Software licensed to Groundwater Stats Consulting. UG
Hollow symbols indicate censored values.

Time Series

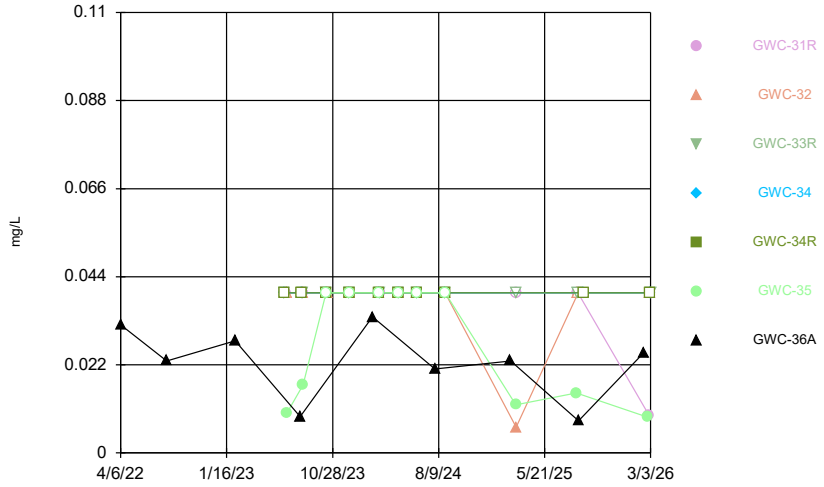

Constituent: Boron Analysis Run 5/1/2026 4:00 PM
Plant Bowen Client: Southern Company Data: Bowen LF 3-8

Sanitas™ v.10.1.06e Software licensed to Groundwater Stats Consulting. UG
Hollow symbols indicate censored values.

Time Series

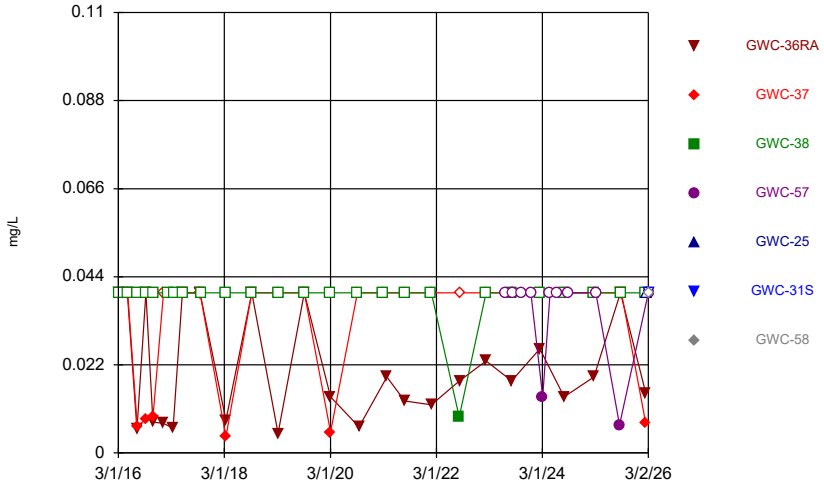

Constituent: Boron Analysis Run 5/1/2026 4:00 PM
Plant Bowen Client: Southern Company Data: Bowen LF 3-8

Sanitas™ v.10.1.06e Software licensed to Groundwater Stats Consulting. UG
Hollow symbols indicate censored values.

Time Series

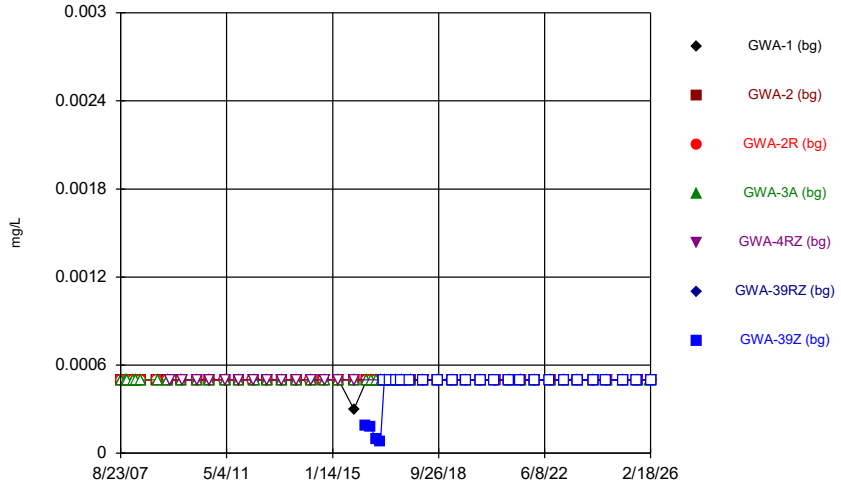

Constituent: Cadmium Analysis Run 5/1/2026 4:00 PM
Plant Bowen Client: Southern Company Data: Bowen LF 3-8

Sanitas™ v.10.1.06e Software licensed to Groundwater Stats Consulting. UG
Hollow symbols indicate censored values.

Time Series

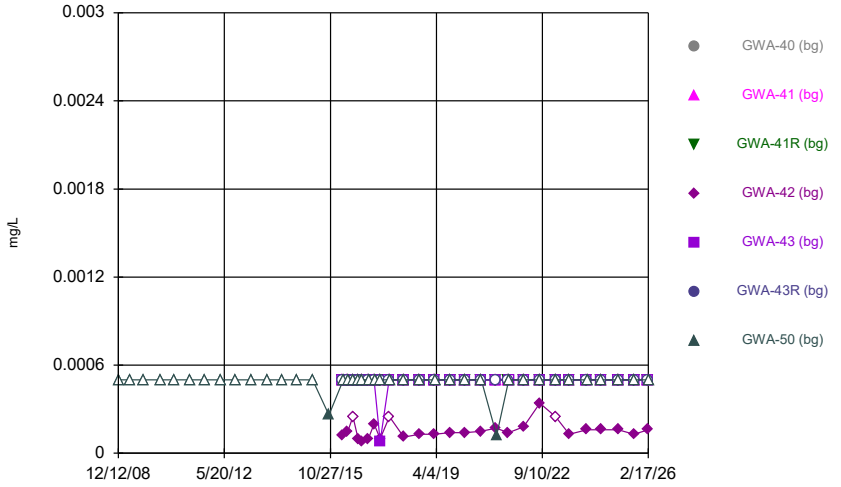

Constituent: Cadmium Analysis Run 5/1/2026 4:00 PM
Plant Bowen Client: Southern Company Data: Bowen LF 3-8

Sanitas™ v.10.1.06e Software licensed to Groundwater Stats Consulting. UG
Hollow symbols indicate censored values.

Time Series

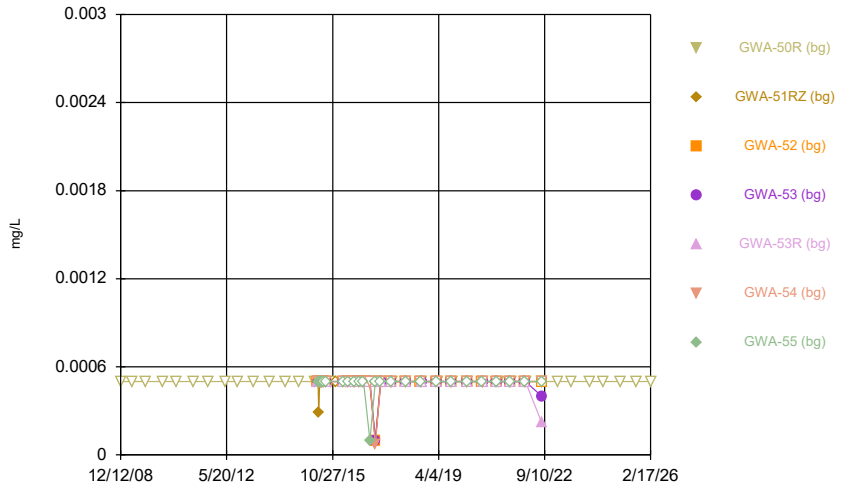

Constituent: Cadmium Analysis Run 5/1/2026 4:00 PM
Plant Bowen Client: Southern Company Data: Bowen LF 3-8

Sanitas™ v.10.1.06e Software licensed to Groundwater Stats Consulting. UG
Hollow symbols indicate censored values.

Time Series

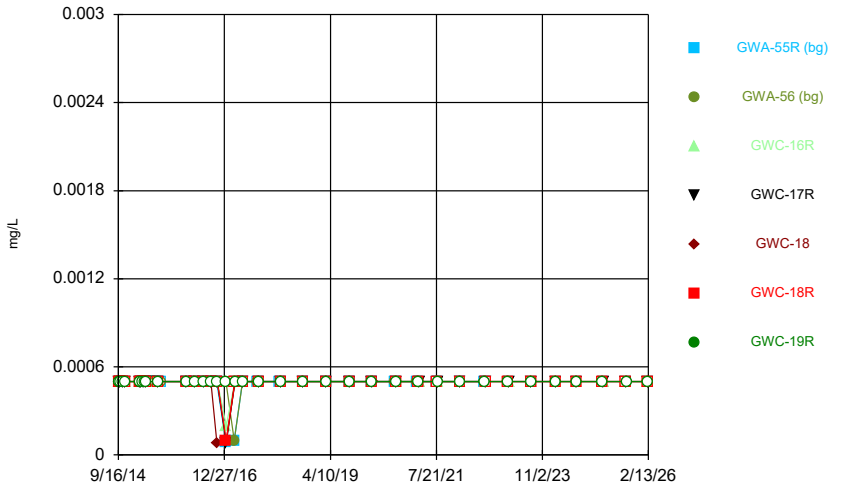

Constituent: Cadmium Analysis Run 5/1/2026 4:00 PM
Plant Bowen Client: Southern Company Data: Bowen LF 3-8

Sanitas™ v.10.1.06e Software licensed to Groundwater Stats Consulting. UG
Hollow symbols indicate censored values.

Time Series

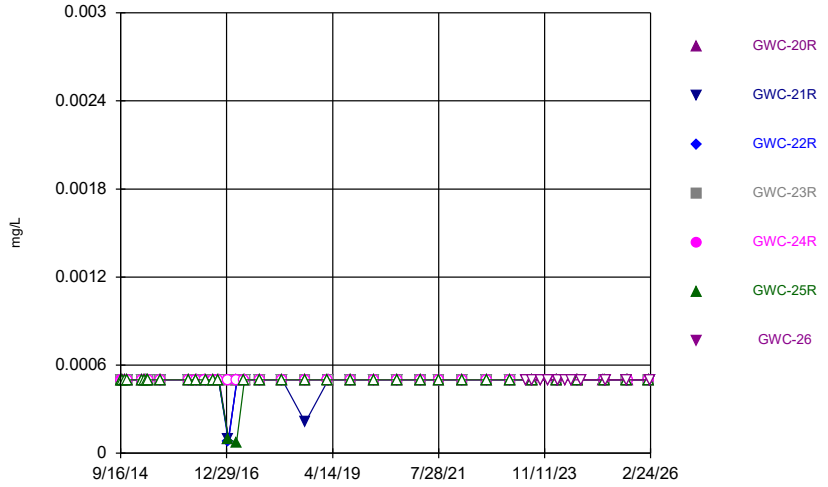

Constituent: Cadmium Analysis Run 5/1/2026 4:00 PM
Plant Bowen Client: Southern Company Data: Bowen LF 3-8

Sanitas™ v.10.1.06e Software licensed to Groundwater Stats Consulting. UG
Hollow symbols indicate censored values.

Time Series

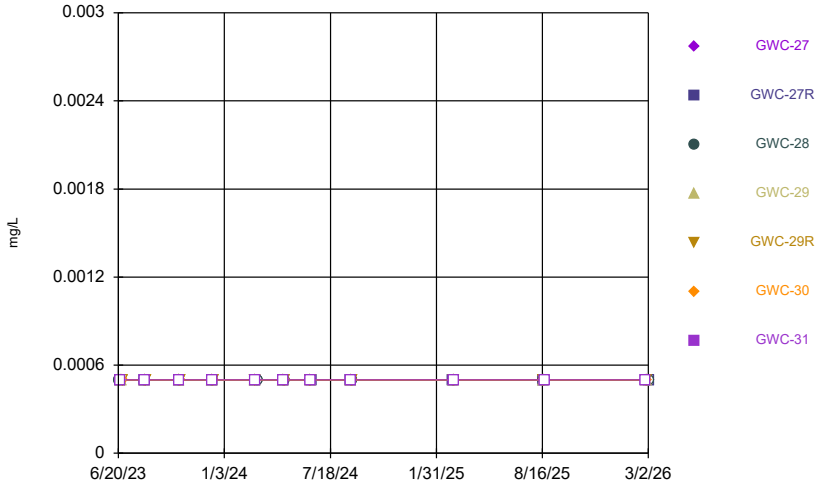

Constituent: Cadmium Analysis Run 5/1/2026 4:00 PM
Plant Bowen Client: Southern Company Data: Bowen LF 3-8

Sanitas™ v.10.1.06e Software licensed to Groundwater Stats Consulting. UG
Hollow symbols indicate censored values.

Time Series

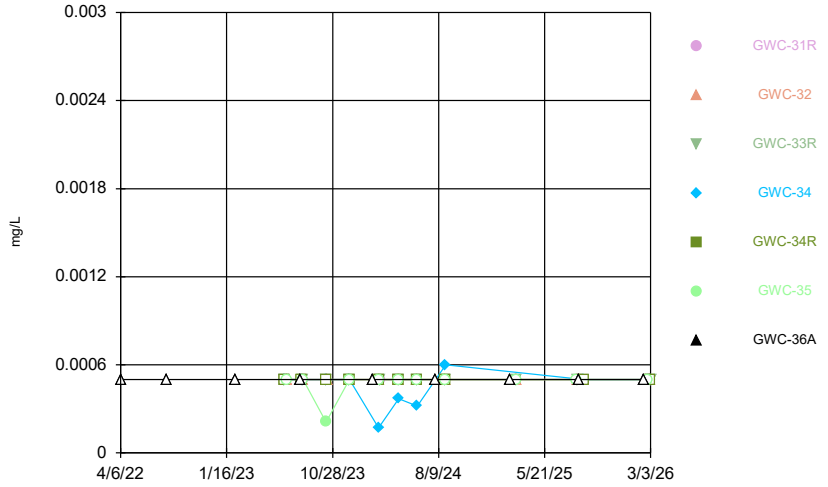

Constituent: Cadmium Analysis Run 5/1/2026 4:00 PM
Plant Bowen Client: Southern Company Data: Bowen LF 3-8

Sanitas™ v.10.1.06e Software licensed to Groundwater Stats Consulting. UG
Hollow symbols indicate censored values.

Time Series

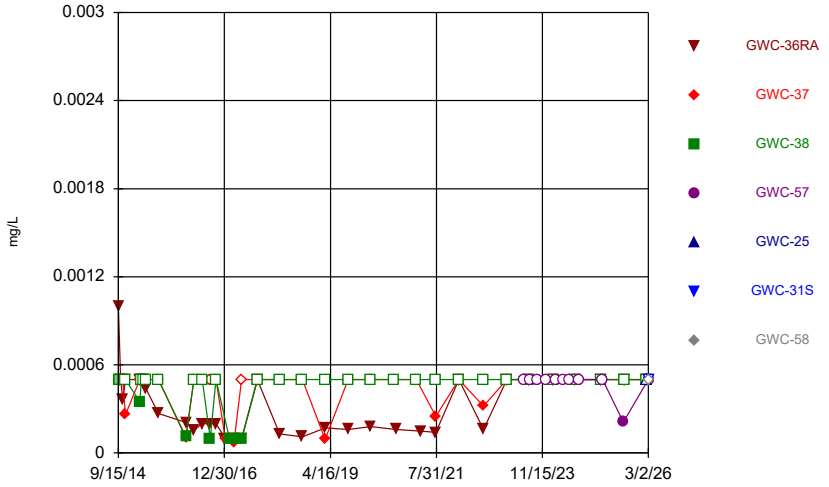

Constituent: Cadmium Analysis Run 5/1/2026 4:00 PM
Plant Bowen Client: Southern Company Data: Bowen LF 3-8

Sanitas™ v.10.1.06e Software licensed to Groundwater Stats Consulting. UG

Time Series

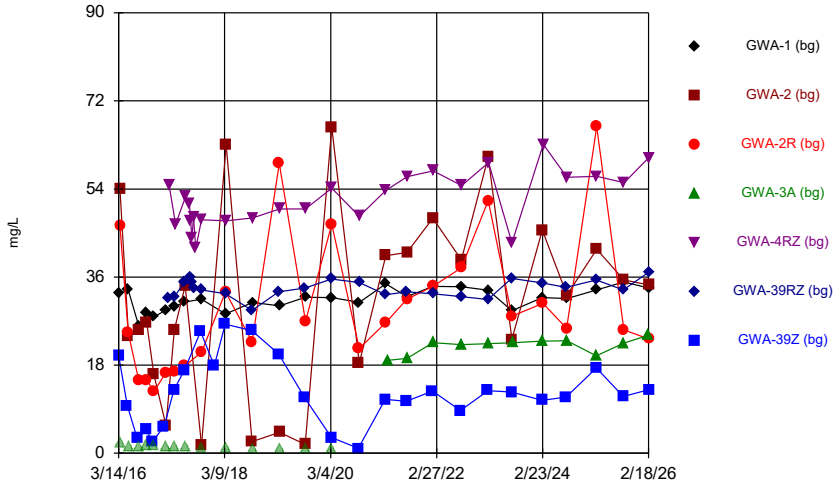

Constituent: Calcium Analysis Run 5/1/2026 4:00 PM

Plant Bowen Client: Southern Company Data: Bowen LF 3-8

Sanitas™ v.10.1.06e Software licensed to Groundwater Stats Consulting. UG

Time Series

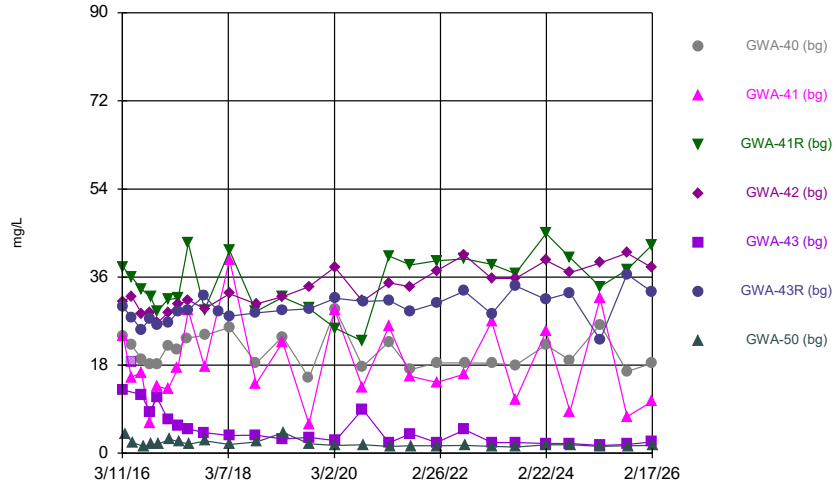

Constituent: Calcium Analysis Run 5/1/2026 4:00 PM

Plant Bowen Client: Southern Company Data: Bowen LF 3-8

Sanitas™ v.10.1.06e Software licensed to Groundwater Stats Consulting. UG

Time Series

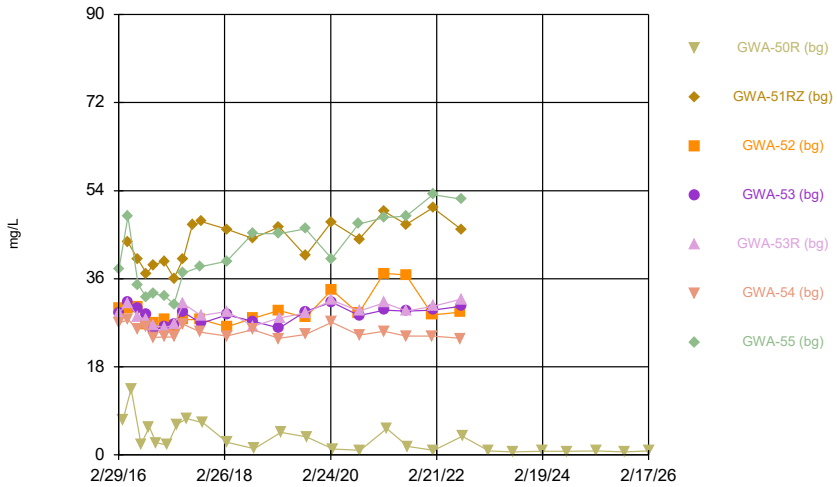

Constituent: Calcium Analysis Run 5/1/2026 4:00 PM

Plant Bowen Client: Southern Company Data: Bowen LF 3-8

Sanitas™ v.10.1.06e Software licensed to Groundwater Stats Consulting. UG

Time Series

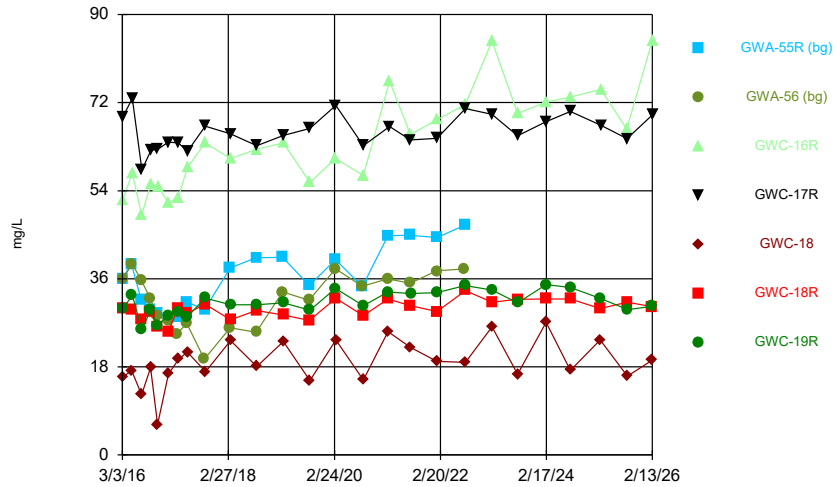

Constituent: Calcium Analysis Run 5/1/2026 4:00 PM

Plant Bowen Client: Southern Company Data: Bowen LF 3-8

Sanitas™ v.10.1.06e Software licensed to Groundwater Stats Consulting. UG

Time Series

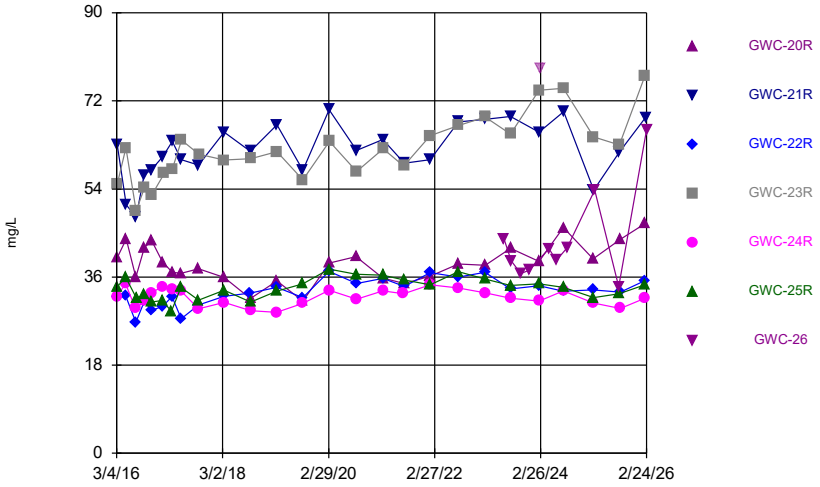

Constituent: Calcium Analysis Run 5/1/2026 4:00 PM

Plant Bowen Client: Southern Company Data: Bowen LF 3-8

Sanitas™ v.10.1.06e Software licensed to Groundwater Stats Consulting. UG

Time Series

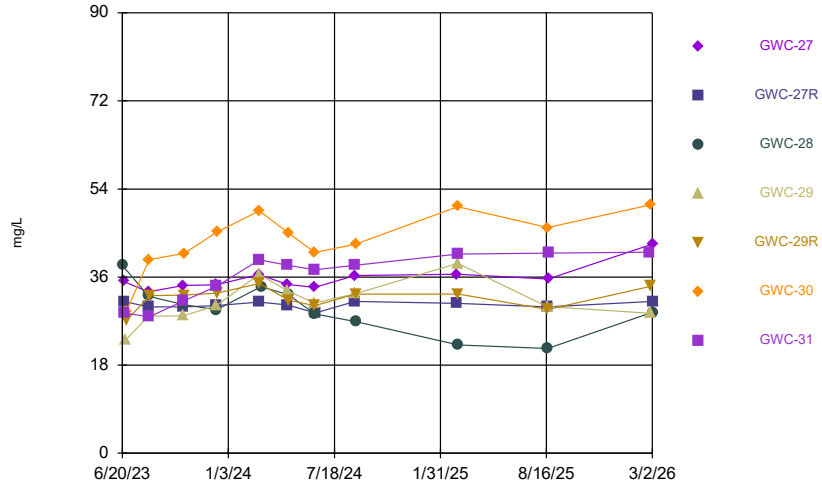

Constituent: Calcium Analysis Run 5/1/2026 4:00 PM

Plant Bowen Client: Southern Company Data: Bowen LF 3-8

Sanitas™ v.10.1.06e Software licensed to Groundwater Stats Consulting. UG

Time Series

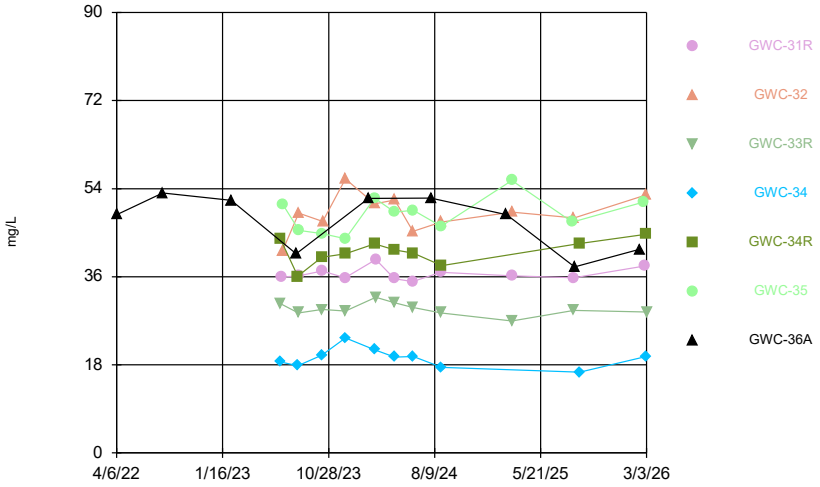

Constituent: Calcium Analysis Run 5/1/2026 4:00 PM

Plant Bowen Client: Southern Company Data: Bowen LF 3-8

Sanitas™ v.10.1.06e Software licensed to Groundwater Stats Consulting. UG

Time Series

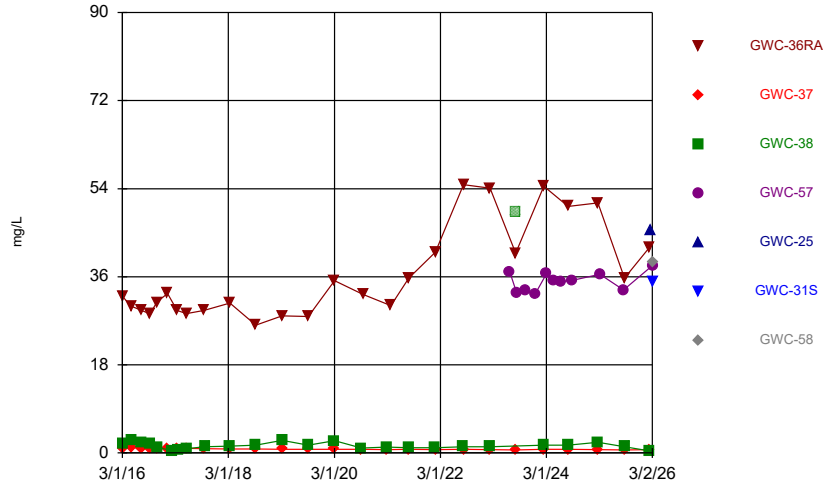

Constituent: Calcium Analysis Run 5/1/2026 4:00 PM

Plant Bowen Client: Southern Company Data: Bowen LF 3-8

Sanitas™ v.10.1.06e Software licensed to Groundwater Stats Consulting. UG

Time Series

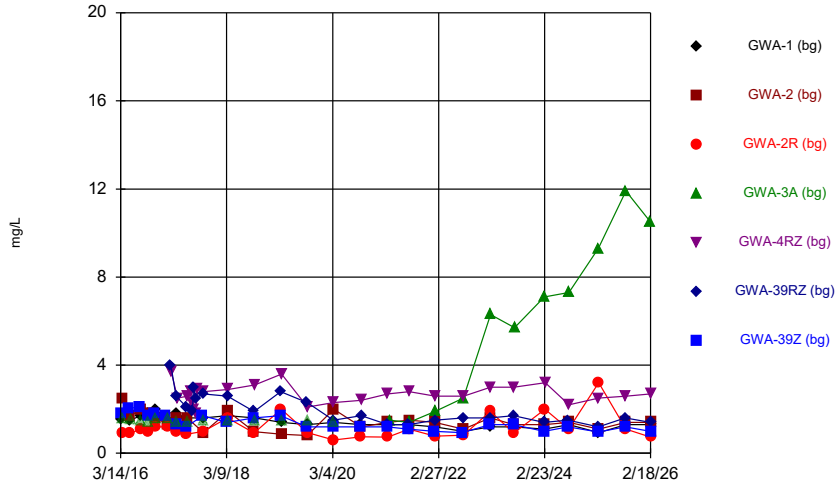

Constituent: Chloride Analysis Run 5/1/2026 4:00 PM

Plant Bowen Client: Southern Company Data: Bowen LF 3-8

Sanitas™ v.10.1.06e Software licensed to Groundwater Stats Consulting. UG

Hollow symbols indicate censored values.

Time Series

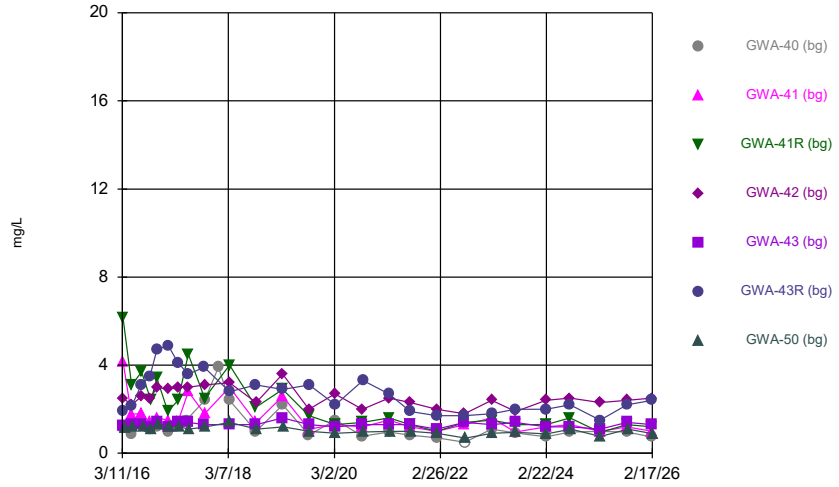

Constituent: Chloride Analysis Run 5/1/2026 4:00 PM

Plant Bowen Client: Southern Company Data: Bowen LF 3-8

Sanitas™ v.10.1.06e Software licensed to Groundwater Stats Consulting. UG

Hollow symbols indicate censored values.

Time Series

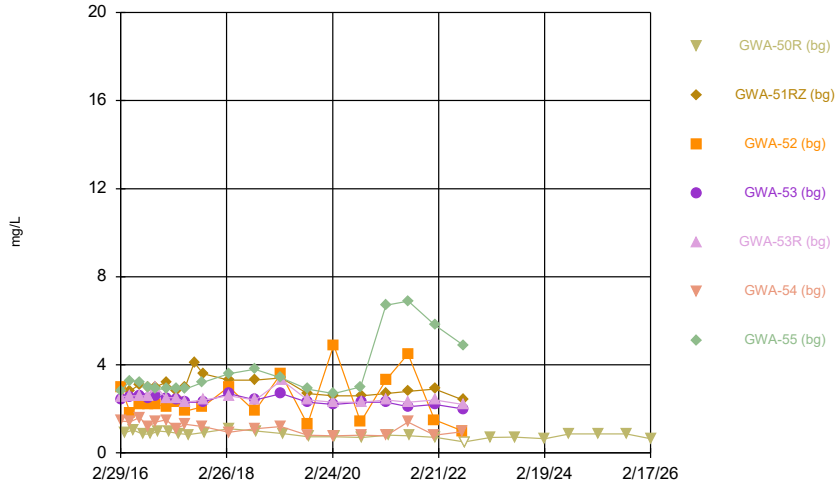

Constituent: Chloride Analysis Run 5/1/2026 4:00 PM

Plant Bowen Client: Southern Company Data: Bowen LF 3-8

Sanitas™ v.10.1.06e Software licensed to Groundwater Stats Consulting. UG

Time Series

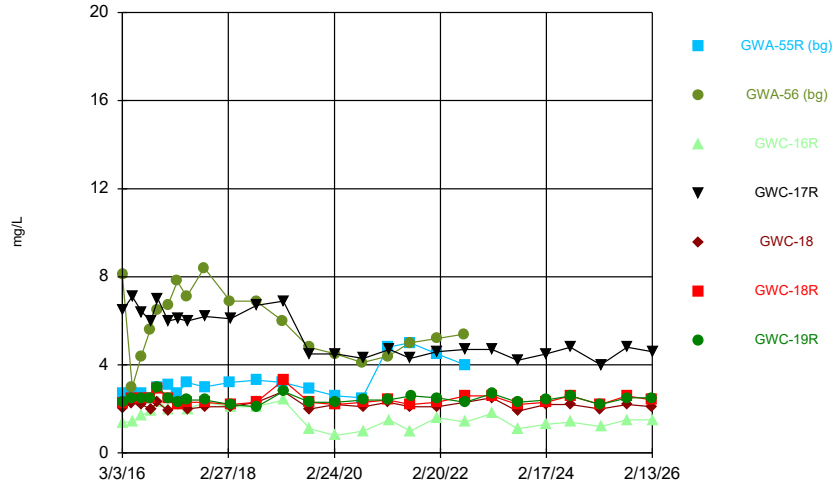

Constituent: Chloride Analysis Run 5/1/2026 4:00 PM

Plant Bowen Client: Southern Company Data: Bowen LF 3-8

Sanitas™ v.10.1.06e Software licensed to Groundwater Stats Consulting. UG
Hollow symbols indicate censored values.

Time Series

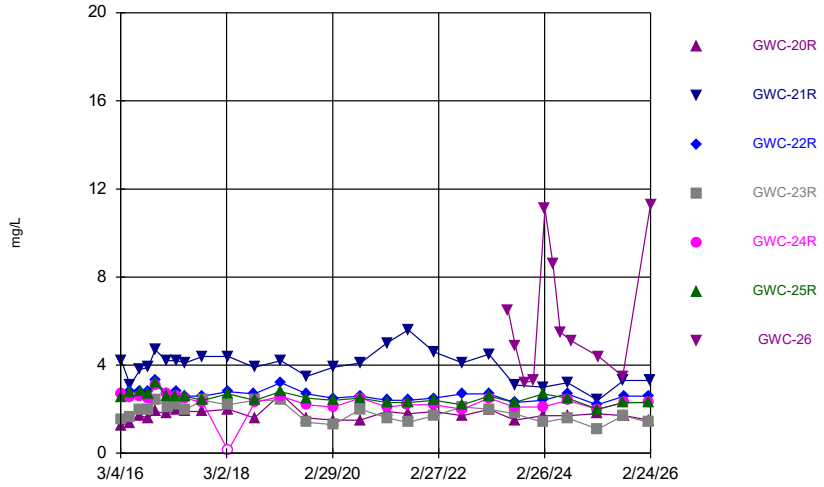

Constituent: Chloride Analysis Run 5/1/2026 4:00 PM
Plant Bowen Client: Southern Company Data: Bowen LF 3-8

Sanitas™ v.10.1.06e Software licensed to Groundwater Stats Consulting. UG

Time Series

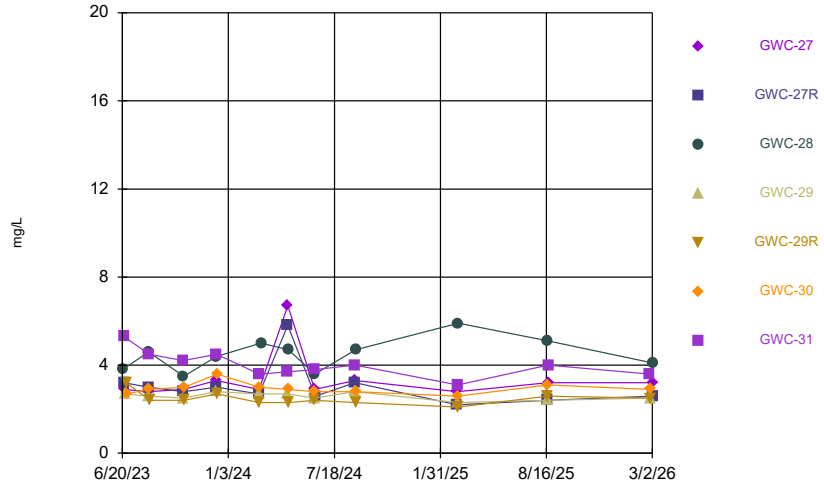

Constituent: Chloride Analysis Run 5/1/2026 4:00 PM
Plant Bowen Client: Southern Company Data: Bowen LF 3-8

Sanitas™ v.10.1.06e Software licensed to Groundwater Stats Consulting. UG

Time Series

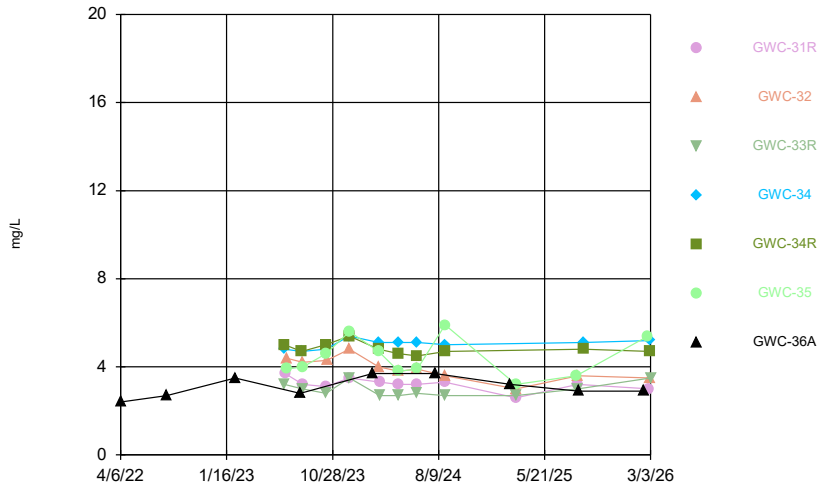

Constituent: Chloride Analysis Run 5/1/2026 4:00 PM
Plant Bowen Client: Southern Company Data: Bowen LF 3-8

Sanitas™ v.10.1.06e Software licensed to Groundwater Stats Consulting. UG

Time Series

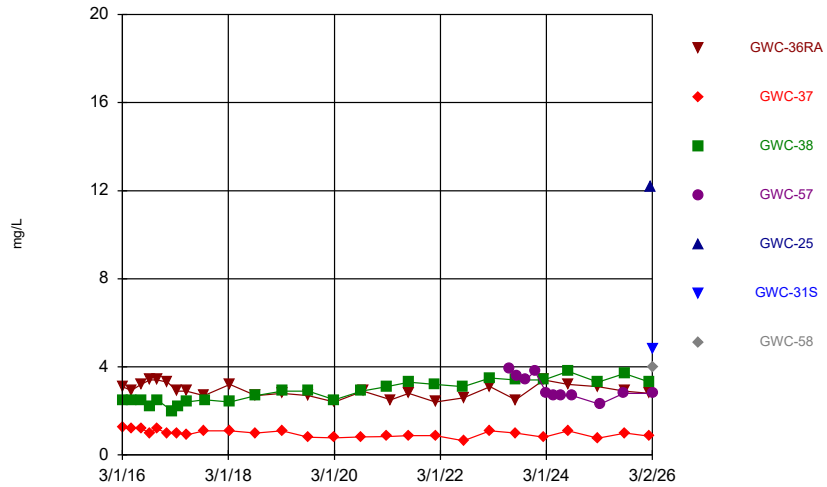

Constituent: Chloride Analysis Run 5/1/2026 4:00 PM
Plant Bowen Client: Southern Company Data: Bowen LF 3-8

Sanitas™ v.10.1.06e Software licensed to Groundwater Stats Consulting. UG
Hollow symbols indicate censored values.

Time Series

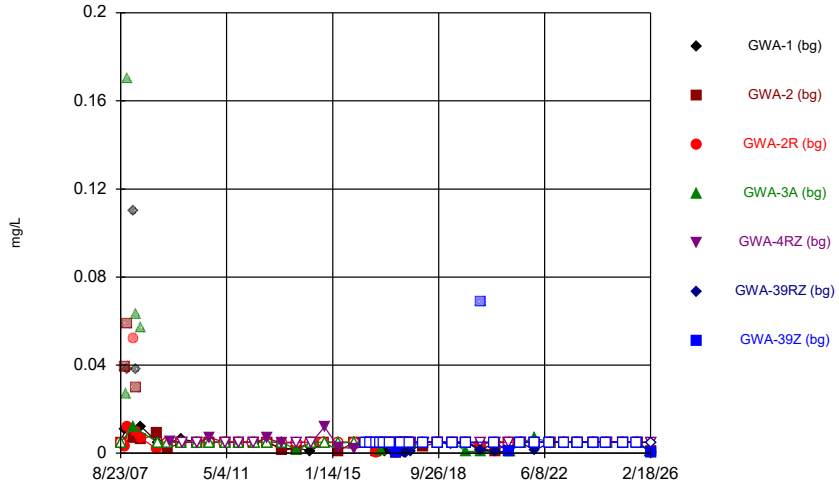

Constituent: Chromium Analysis Run 5/1/2026 4:00 PM
Plant Bowen Client: Southern Company Data: Bowen LF 3-8

Sanitas™ v.10.1.06e Software licensed to Groundwater Stats Consulting. UG
Hollow symbols indicate censored values.

Time Series

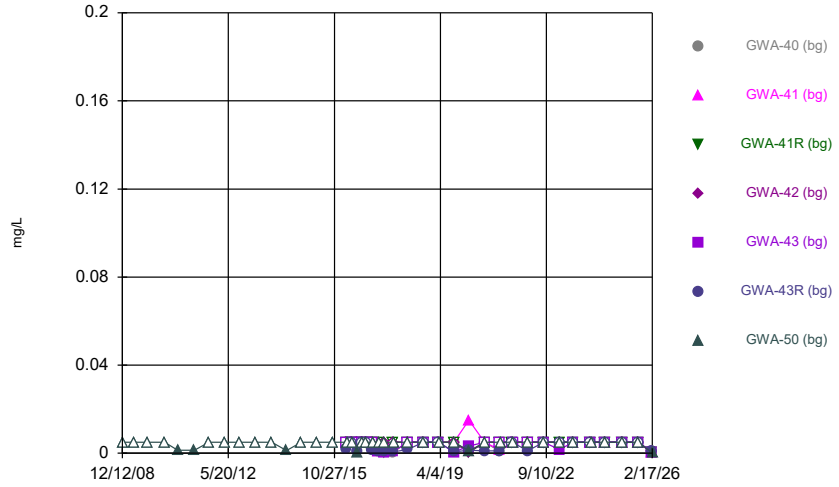

Constituent: Chromium Analysis Run 5/1/2026 4:01 PM
Plant Bowen Client: Southern Company Data: Bowen LF 3-8

Sanitas™ v.10.1.06e Software licensed to Groundwater Stats Consulting. UG
Hollow symbols indicate censored values.

Time Series

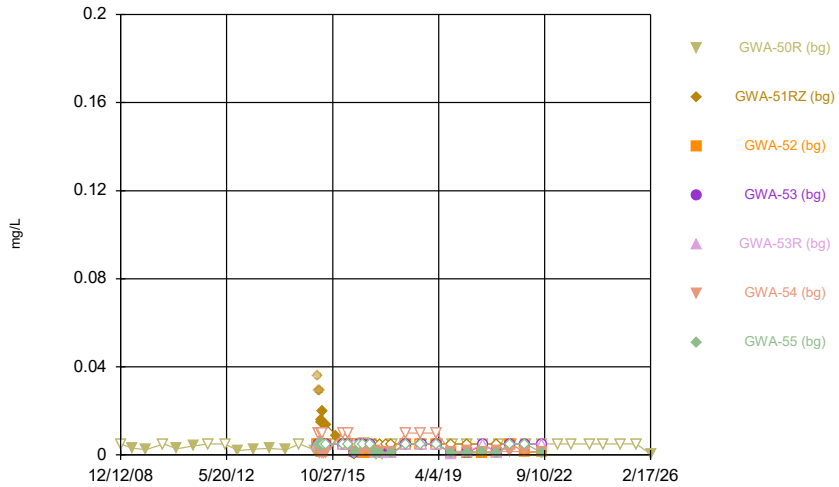

Constituent: Chromium Analysis Run 5/1/2026 4:01 PM
Plant Bowen Client: Southern Company Data: Bowen LF 3-8

Sanitas™ v.10.1.06e Software licensed to Groundwater Stats Consulting. UG
Hollow symbols indicate censored values.

Time Series

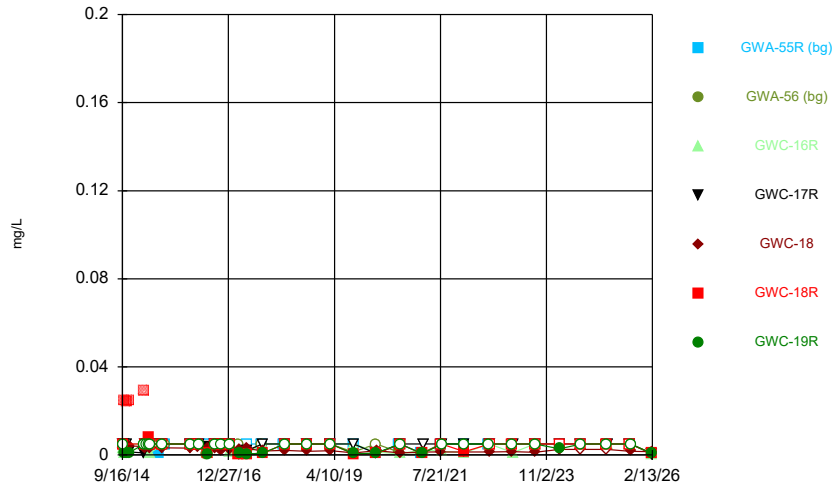

Constituent: Chromium Analysis Run 5/1/2026 4:01 PM
Plant Bowen Client: Southern Company Data: Bowen LF 3-8

Sanitas™ v.10.1.06e Software licensed to Groundwater Stats Consulting. UG
Hollow symbols indicate censored values.

Time Series

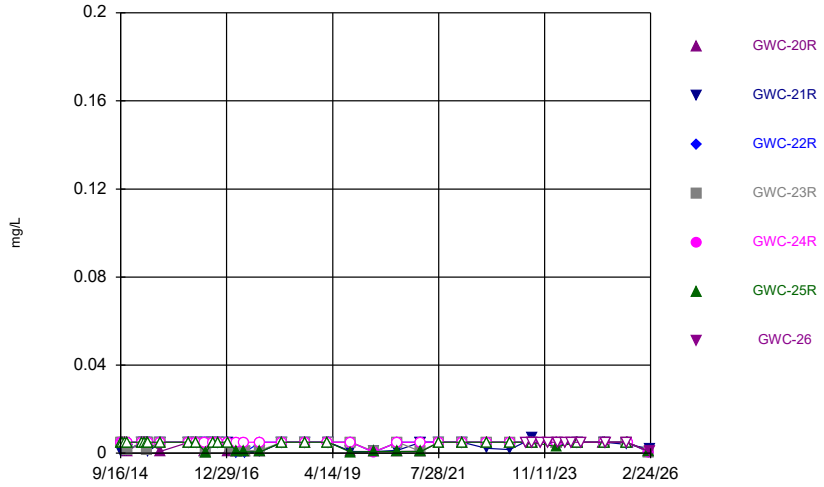

Constituent: Chromium Analysis Run 5/1/2026 4:01 PM
Plant Bowen Client: Southern Company Data: Bowen LF 3-8

Sanitas™ v.10.1.06e Software licensed to Groundwater Stats Consulting. UG
Hollow symbols indicate censored values.

Time Series

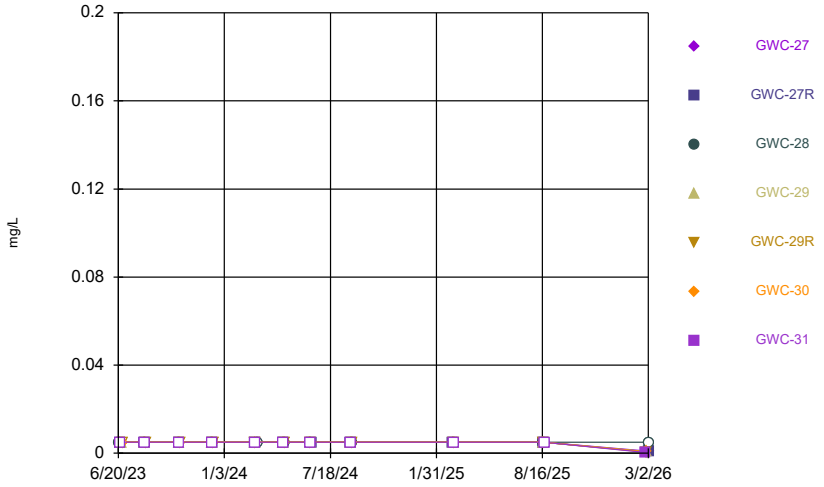

Constituent: Chromium Analysis Run 5/1/2026 4:01 PM
Plant Bowen Client: Southern Company Data: Bowen LF 3-8

Sanitas™ v.10.1.06e Software licensed to Groundwater Stats Consulting. UG
Hollow symbols indicate censored values.

Time Series

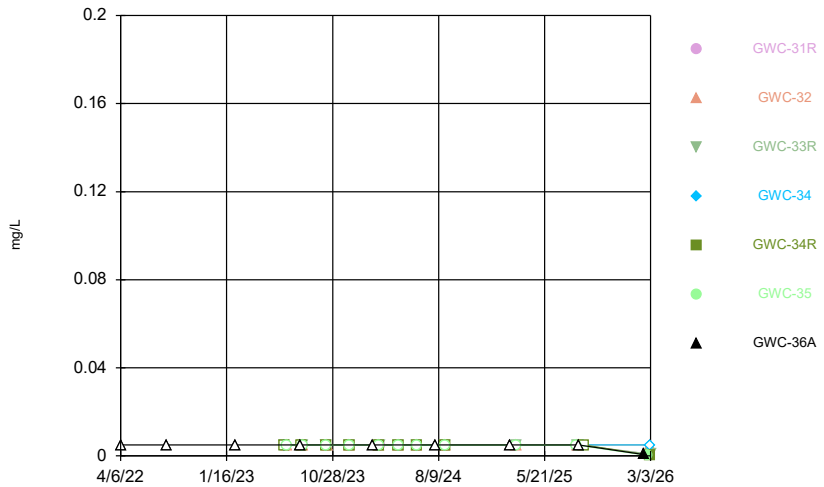

Constituent: Chromium Analysis Run 5/1/2026 4:01 PM
Plant Bowen Client: Southern Company Data: Bowen LF 3-8

Sanitas™ v.10.1.06e Software licensed to Groundwater Stats Consulting. UG
Hollow symbols indicate censored values.

Time Series

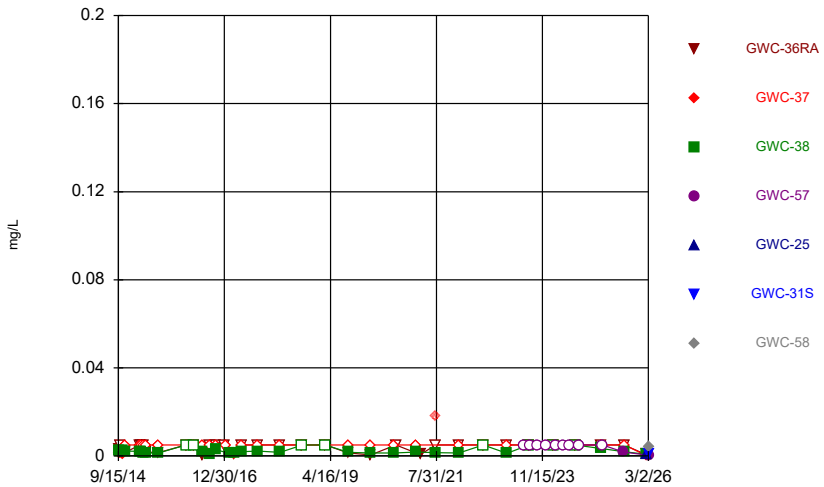

Constituent: Chromium Analysis Run 5/1/2026 4:01 PM
Plant Bowen Client: Southern Company Data: Bowen LF 3-8

Sanitas™ v.10.1.06e Software licensed to Groundwater Stats Consulting. UG
Hollow symbols indicate censored values.

Time Series

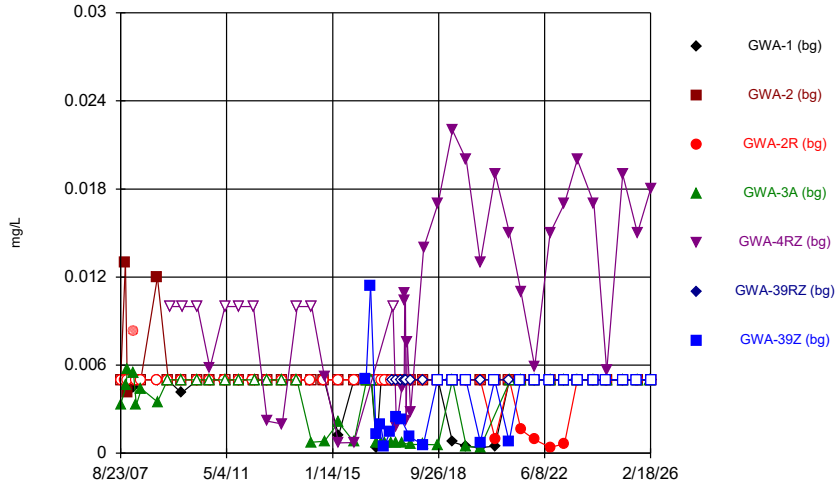

Constituent: Cobalt Analysis Run 5/1/2026 4:01 PM
Plant Bowen Client: Southern Company Data: Bowen LF 3-8

Sanitas™ v.10.1.06e Software licensed to Groundwater Stats Consulting. UG
Hollow symbols indicate censored values.

Time Series

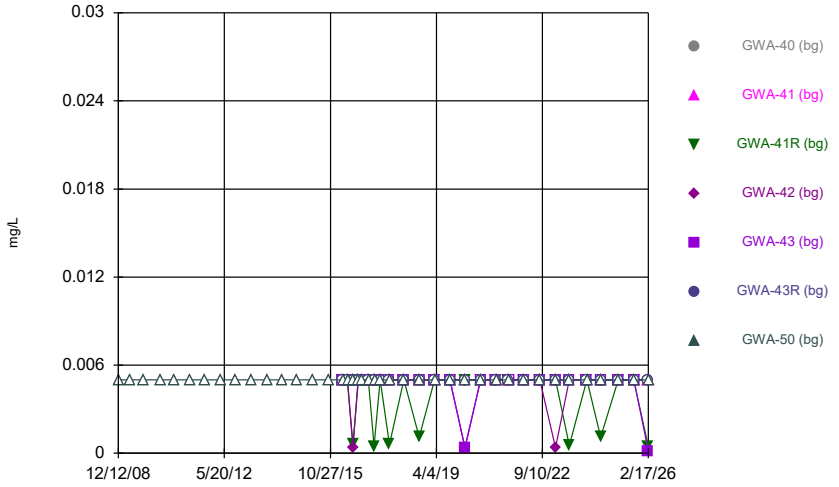

Constituent: Cobalt Analysis Run 5/1/2026 4:01 PM
Plant Bowen Client: Southern Company Data: Bowen LF 3-8

Sanitas™ v.10.1.06e Software licensed to Groundwater Stats Consulting. UG
Hollow symbols indicate censored values.

Time Series

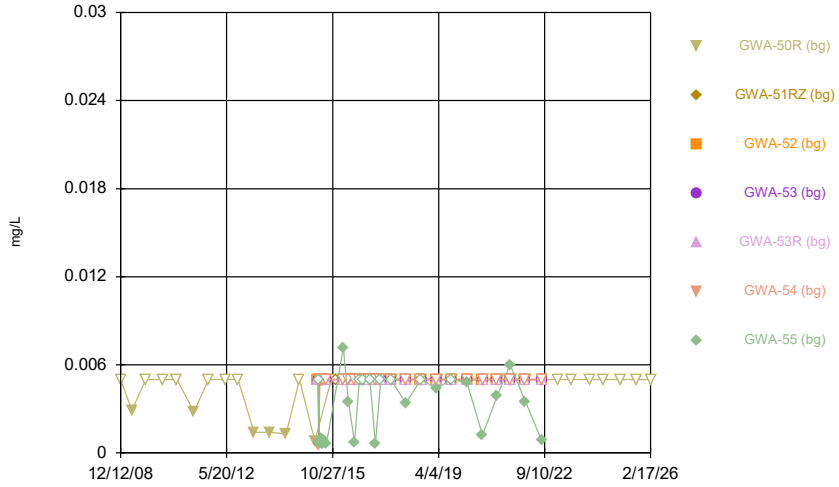

Constituent: Cobalt Analysis Run 5/1/2026 4:01 PM
Plant Bowen Client: Southern Company Data: Bowen LF 3-8

Sanitas™ v.10.1.06e Software licensed to Groundwater Stats Consulting. UG
Hollow symbols indicate censored values.

Time Series

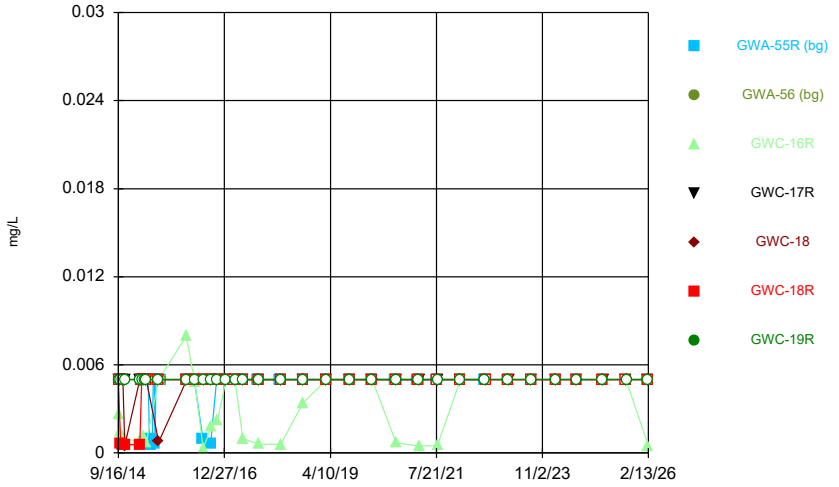

Constituent: Cobalt Analysis Run 5/1/2026 4:01 PM
Plant Bowen Client: Southern Company Data: Bowen LF 3-8

Sanitas™ v.10.1.06e Software licensed to Groundwater Stats Consulting. UG
Hollow symbols indicate censored values.

Time Series

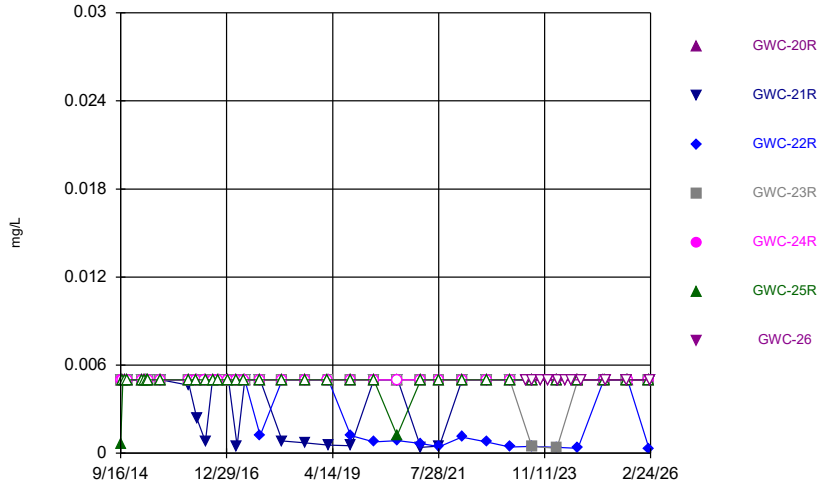

Constituent: Cobalt Analysis Run 5/1/2026 4:01 PM
Plant Bowen Client: Southern Company Data: Bowen LF 3-8

Sanitas™ v.10.1.06e Software licensed to Groundwater Stats Consulting. UG
Hollow symbols indicate censored values.

Time Series

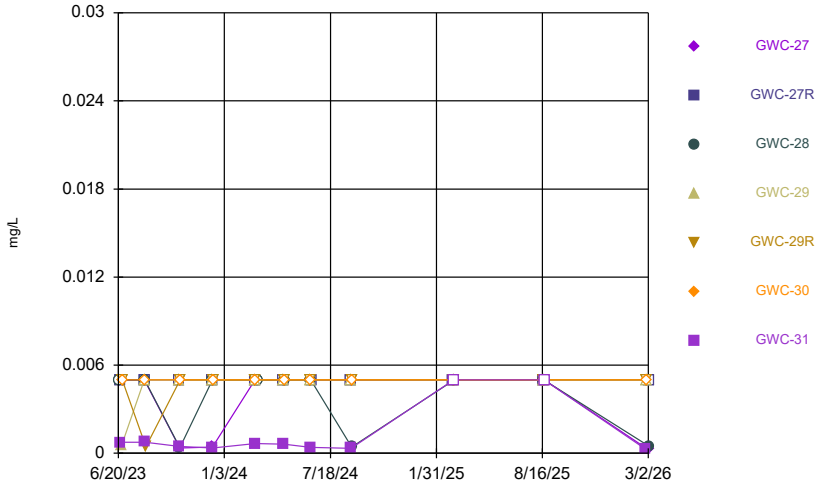

Constituent: Cobalt Analysis Run 5/1/2026 4:01 PM
Plant Bowen Client: Southern Company Data: Bowen LF 3-8

Sanitas™ v.10.1.06e Software licensed to Groundwater Stats Consulting. UG
Hollow symbols indicate censored values.

Time Series

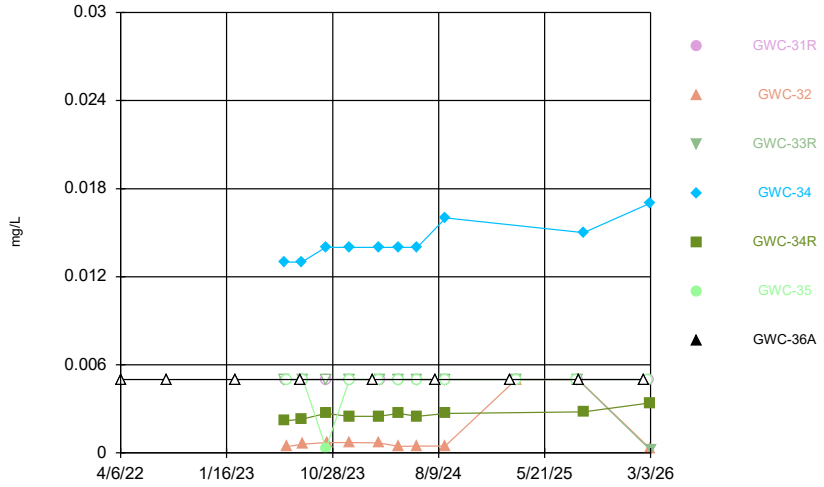

Constituent: Cobalt Analysis Run 5/1/2026 4:01 PM
Plant Bowen Client: Southern Company Data: Bowen LF 3-8

Sanitas™ v.10.1.06e Software licensed to Groundwater Stats Consulting. UG
Hollow symbols indicate censored values.

Time Series

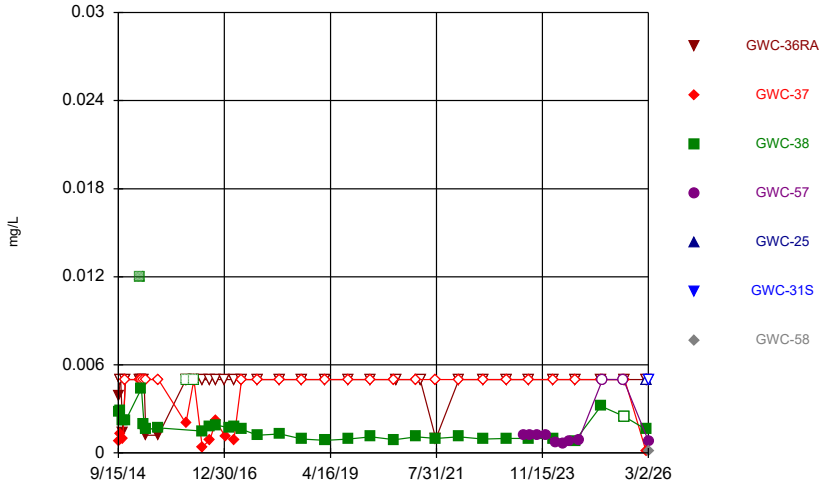

Constituent: Cobalt Analysis Run 5/1/2026 4:01 PM
Plant Bowen Client: Southern Company Data: Bowen LF 3-8

Sanitas™ v.10.1.06e Software licensed to Groundwater Stats Consulting. UG
Hollow symbols indicate censored values.

Time Series

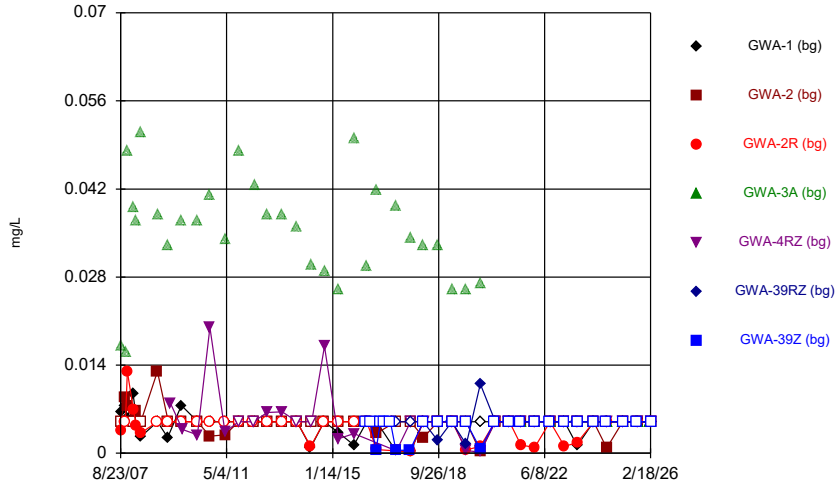

Constituent: Copper Analysis Run 5/1/2026 4:01 PM
Plant Bowen Client: Southern Company Data: Bowen LF 3-8

Sanitas™ v.10.1.06e Software licensed to Groundwater Stats Consulting. UG
Hollow symbols indicate censored values.

Time Series

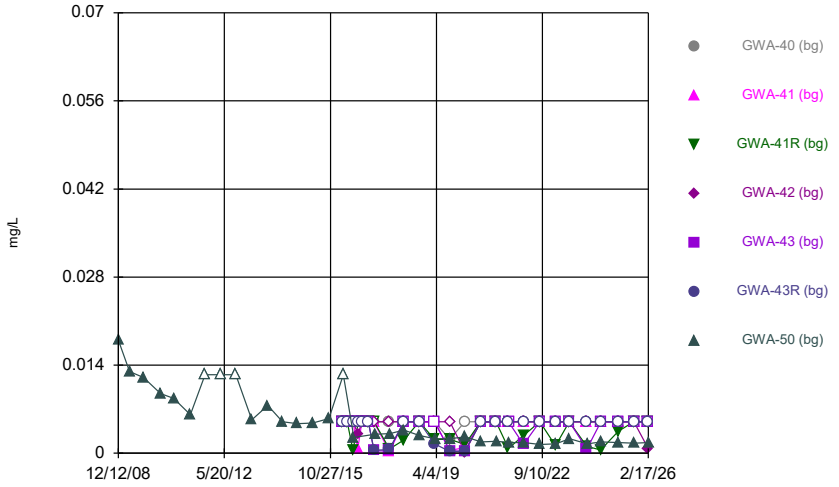

Constituent: Copper Analysis Run 5/1/2026 4:01 PM
Plant Bowen Client: Southern Company Data: Bowen LF 3-8

Sanitas™ v.10.1.06e Software licensed to Groundwater Stats Consulting. UG
Hollow symbols indicate censored values.

Time Series

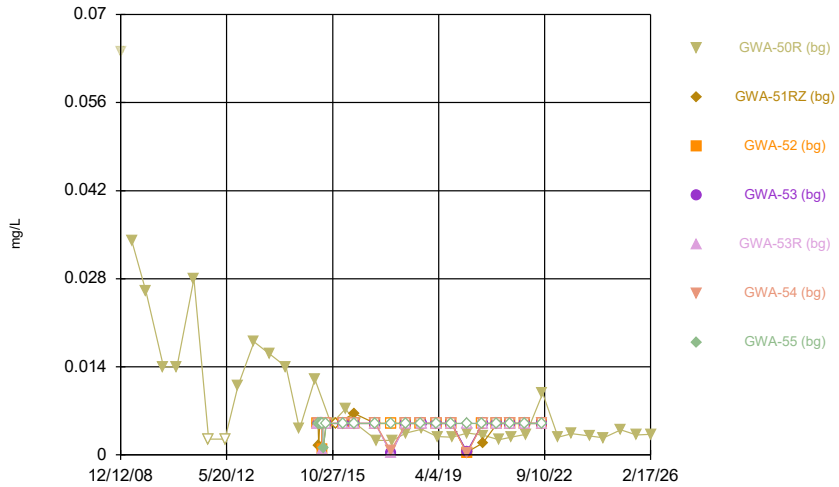

Constituent: Copper Analysis Run 5/1/2026 4:01 PM
Plant Bowen Client: Southern Company Data: Bowen LF 3-8

Sanitas™ v.10.1.06e Software licensed to Groundwater Stats Consulting. UG
Hollow symbols indicate censored values.

Time Series

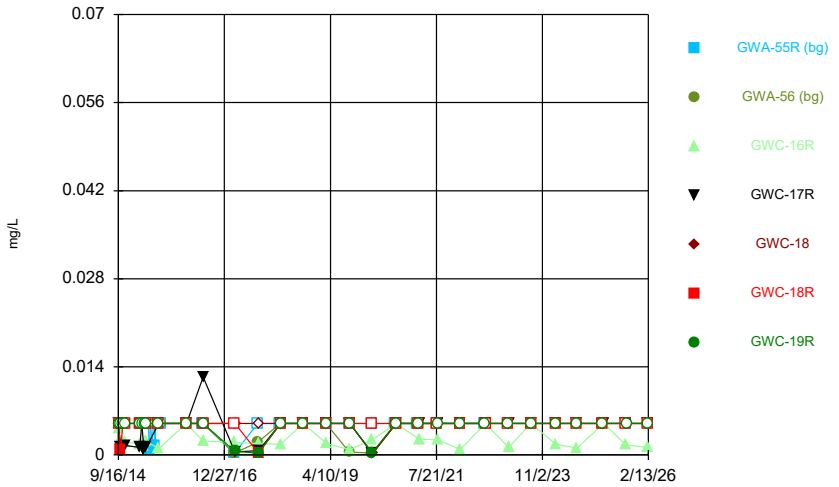

Constituent: Copper Analysis Run 5/1/2026 4:01 PM
Plant Bowen Client: Southern Company Data: Bowen LF 3-8

Sanitas™ v.10.1.06e Software licensed to Groundwater Stats Consulting. UG
Hollow symbols indicate censored values.

Time Series

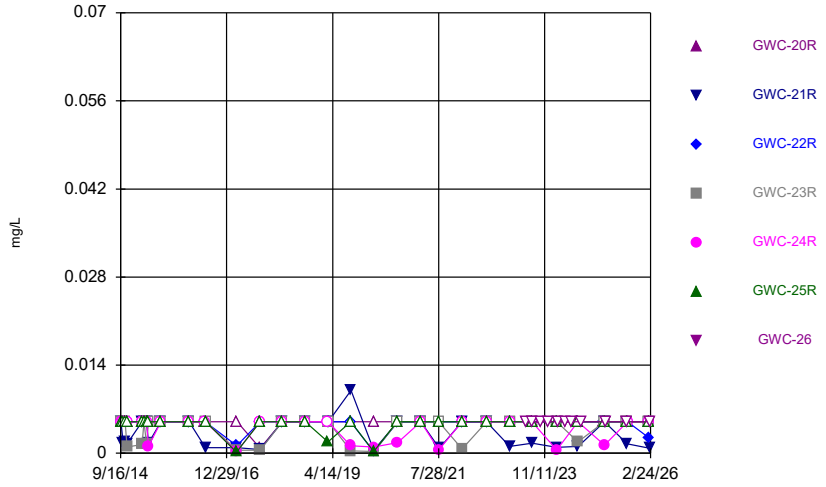

Constituent: Copper Analysis Run 5/1/2026 4:01 PM
Plant Bowen Client: Southern Company Data: Bowen LF 3-8

Sanitas™ v.10.1.06e Software licensed to Groundwater Stats Consulting. UG
Hollow symbols indicate censored values.

Time Series

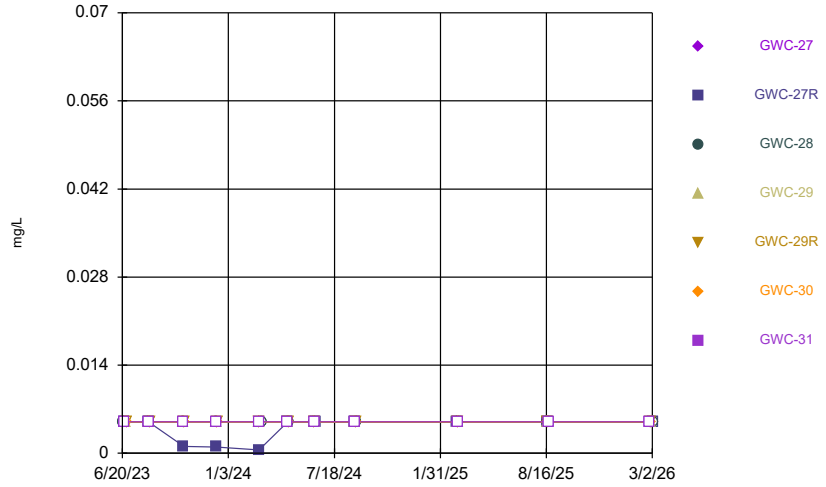

Constituent: Copper Analysis Run 5/1/2026 4:01 PM
Plant Bowen Client: Southern Company Data: Bowen LF 3-8

Sanitas™ v.10.1.06e Software licensed to Groundwater Stats Consulting. UG
Hollow symbols indicate censored values.

Time Series

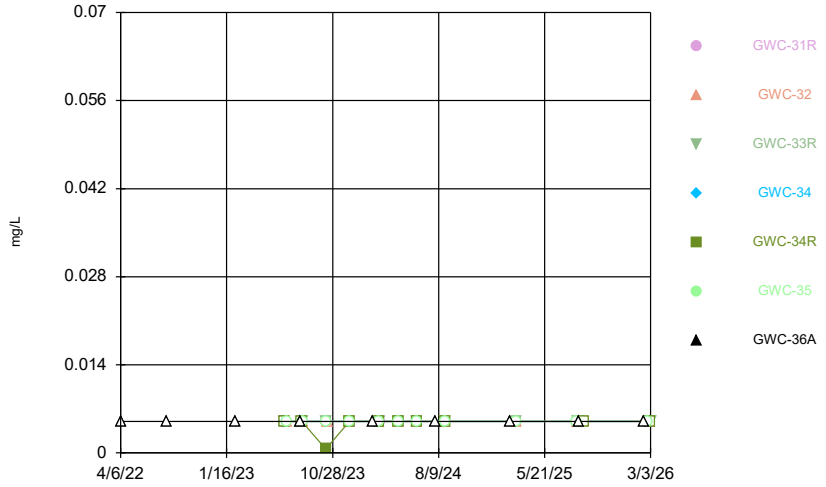

Constituent: Copper Analysis Run 5/1/2026 4:01 PM
Plant Bowen Client: Southern Company Data: Bowen LF 3-8

Sanitas™ v.10.1.06e Software licensed to Groundwater Stats Consulting. UG
Hollow symbols indicate censored values.

Time Series

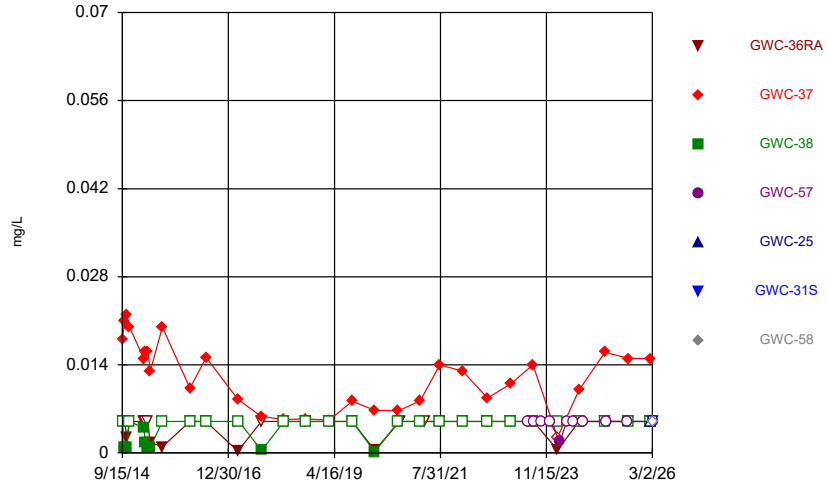

Constituent: Copper Analysis Run 5/1/2026 4:01 PM
Plant Bowen Client: Southern Company Data: Bowen LF 3-8

Sanitas™ v.10.1.06e Software licensed to Groundwater Stats Consulting. UG
Hollow symbols indicate censored values.

Time Series

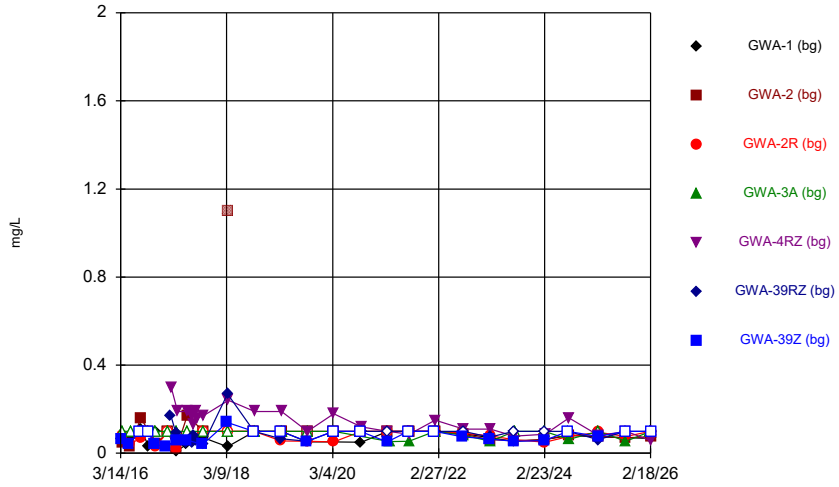

Constituent: Fluoride Analysis Run 5/1/2026 4:01 PM
Plant Bowen Client: Southern Company Data: Bowen LF 3-8

Sanitas™ v.10.1.06e Software licensed to Groundwater Stats Consulting. UG
Hollow symbols indicate censored values.

Time Series

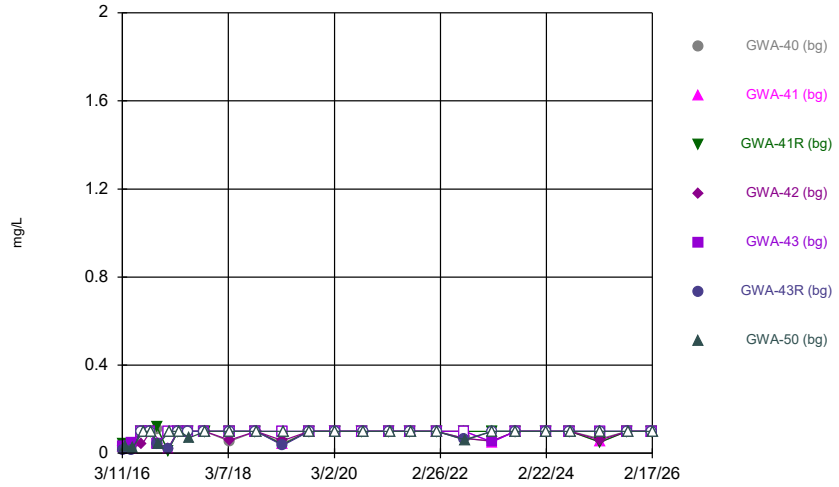

Constituent: Fluoride Analysis Run 5/1/2026 4:01 PM
Plant Bowen Client: Southern Company Data: Bowen LF 3-8

Sanitas™ v.10.1.06e Software licensed to Groundwater Stats Consulting. UG
Hollow symbols indicate censored values.

Time Series

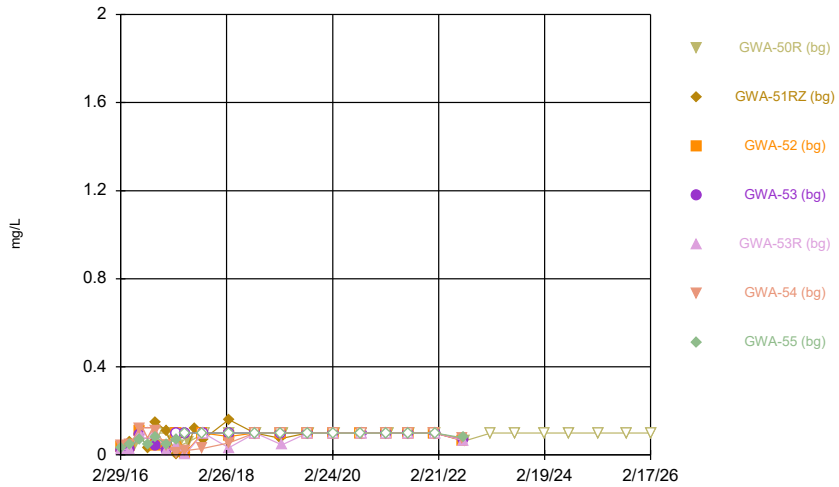

Constituent: Fluoride Analysis Run 5/1/2026 4:01 PM
Plant Bowen Client: Southern Company Data: Bowen LF 3-8

Sanitas™ v.10.1.06e Software licensed to Groundwater Stats Consulting. UG
Hollow symbols indicate censored values.

Time Series

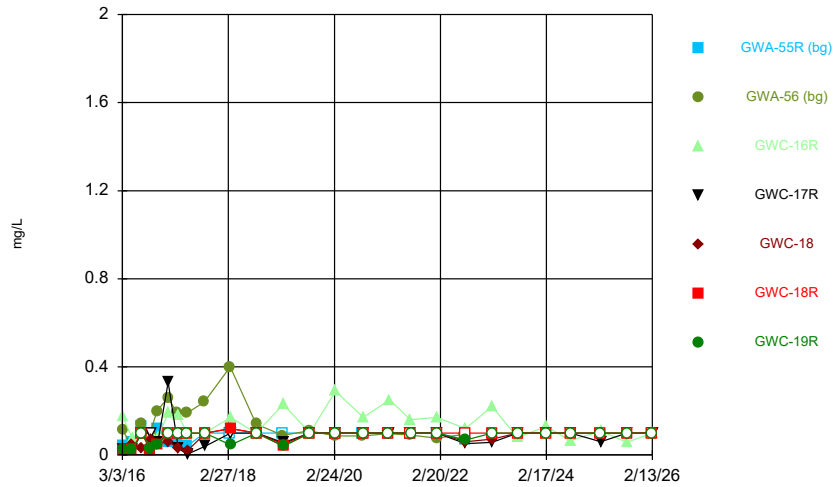

Constituent: Fluoride Analysis Run 5/1/2026 4:01 PM
Plant Bowen Client: Southern Company Data: Bowen LF 3-8

Sanitas™ v.10.1.06e Software licensed to Groundwater Stats Consulting. UG
Hollow symbols indicate censored values.

Time Series

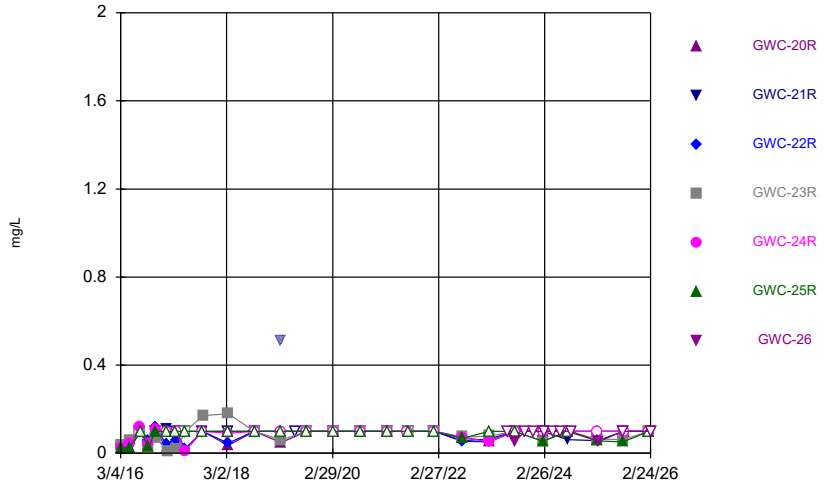

Constituent: Fluoride Analysis Run 5/1/2026 4:01 PM
Plant Bowen Client: Southern Company Data: Bowen LF 3-8

Sanitas™ v.10.1.06e Software licensed to Groundwater Stats Consulting. UG
Hollow symbols indicate censored values.

Time Series

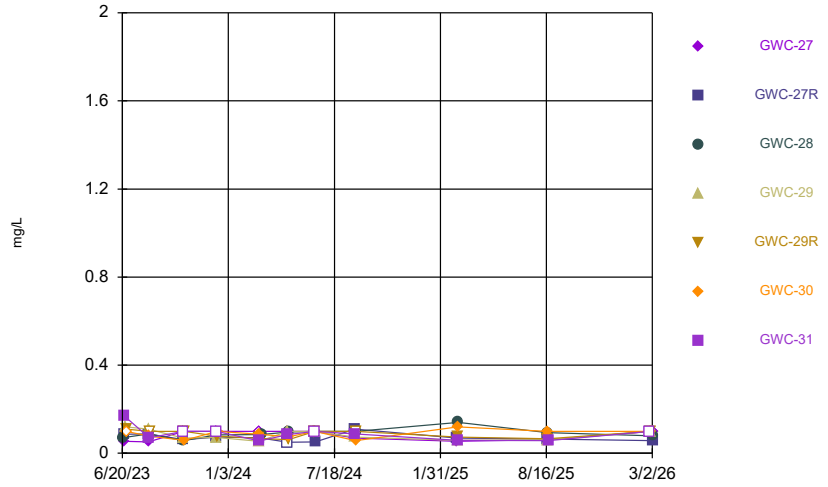

Constituent: Fluoride Analysis Run 5/1/2026 4:01 PM
Plant Bowen Client: Southern Company Data: Bowen LF 3-8

Sanitas™ v.10.1.06e Software licensed to Groundwater Stats Consulting. UG
Hollow symbols indicate censored values.

Time Series

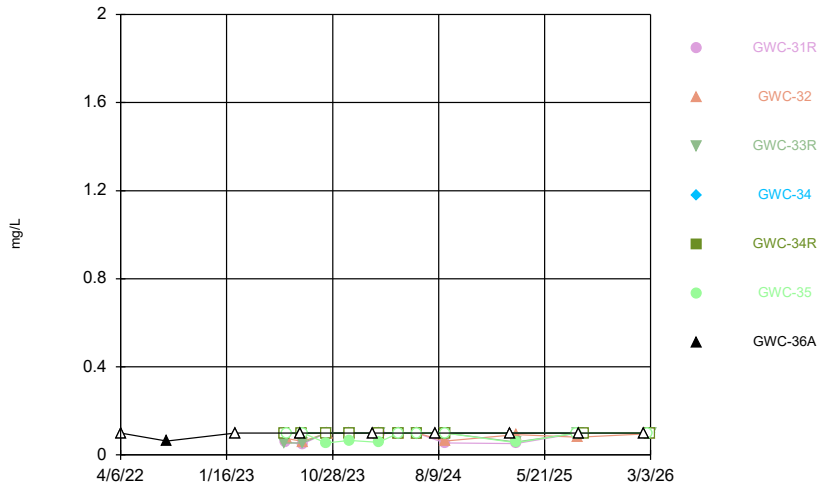

Constituent: Fluoride Analysis Run 5/1/2026 4:01 PM
Plant Bowen Client: Southern Company Data: Bowen LF 3-8

Sanitas™ v.10.1.06e Software licensed to Groundwater Stats Consulting. UG
Hollow symbols indicate censored values.

Time Series

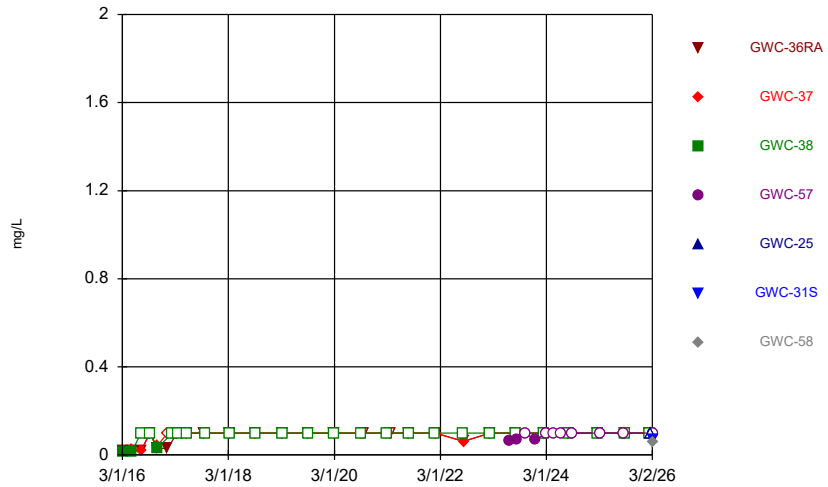

Constituent: Fluoride Analysis Run 5/1/2026 4:01 PM
Plant Bowen Client: Southern Company Data: Bowen LF 3-8

Sanitas™ v.10.1.06e Software licensed to Groundwater Stats Consulting. UG
Hollow symbols indicate censored values.

Time Series

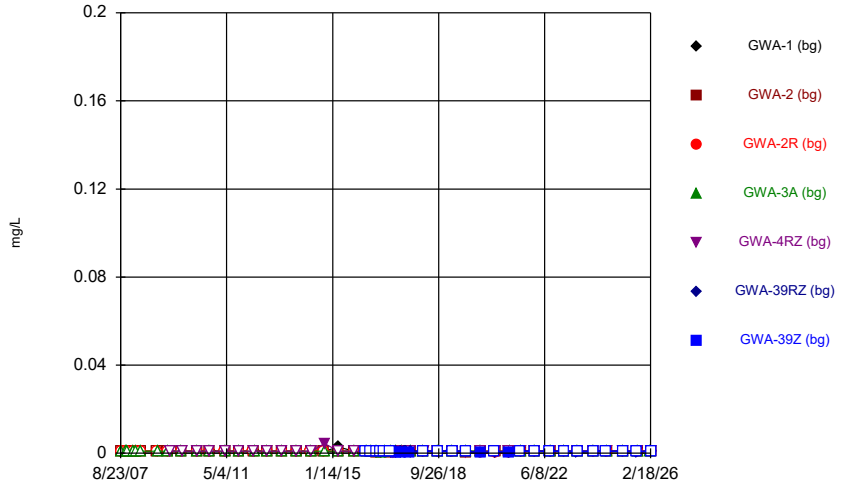

Constituent: Lead Analysis Run 5/1/2026 4:01 PM
Plant Bowen Client: Southern Company Data: Bowen LF 3-8

Sanitas™ v.10.1.06e Software licensed to Groundwater Stats Consulting. UG
Hollow symbols indicate censored values.

Time Series

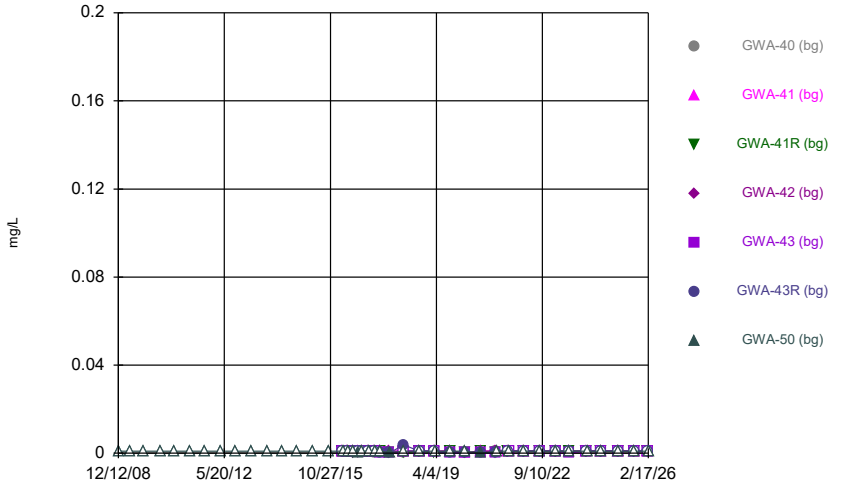

Constituent: Lead Analysis Run 5/1/2026 4:01 PM
Plant Bowen Client: Southern Company Data: Bowen LF 3-8

Sanitas™ v.10.1.06e Software licensed to Groundwater Stats Consulting. UG
Hollow symbols indicate censored values.

Time Series

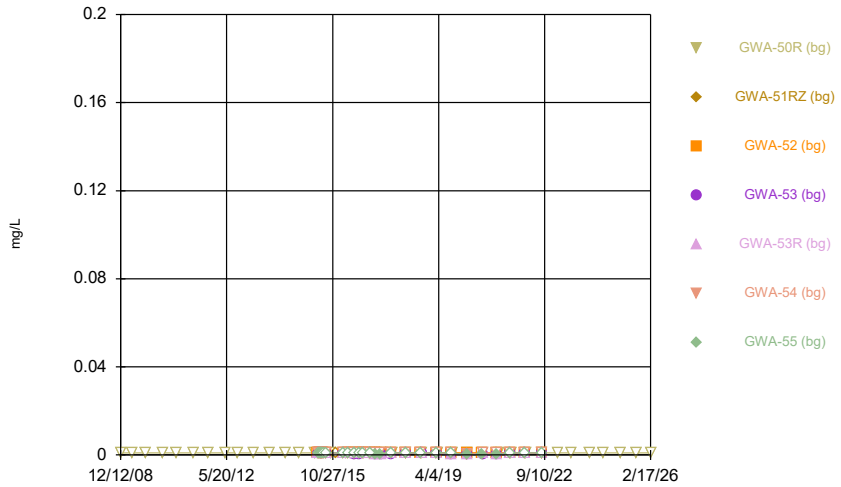

Constituent: Lead Analysis Run 5/1/2026 4:01 PM
Plant Bowen Client: Southern Company Data: Bowen LF 3-8

Sanitas™ v.10.1.06e Software licensed to Groundwater Stats Consulting. UG
Hollow symbols indicate censored values.

Time Series

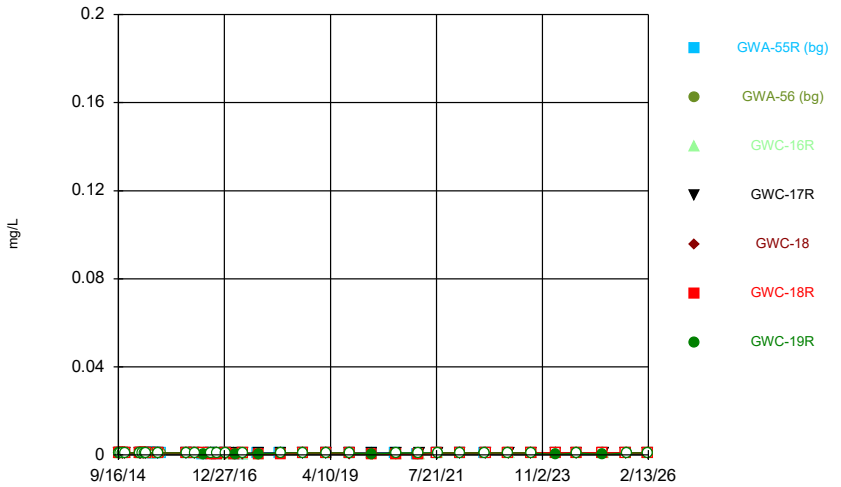

Constituent: Lead Analysis Run 5/1/2026 4:01 PM
Plant Bowen Client: Southern Company Data: Bowen LF 3-8

Sanitas™ v.10.1.06e Software licensed to Groundwater Stats Consulting. UG
Hollow symbols indicate censored values.

Time Series

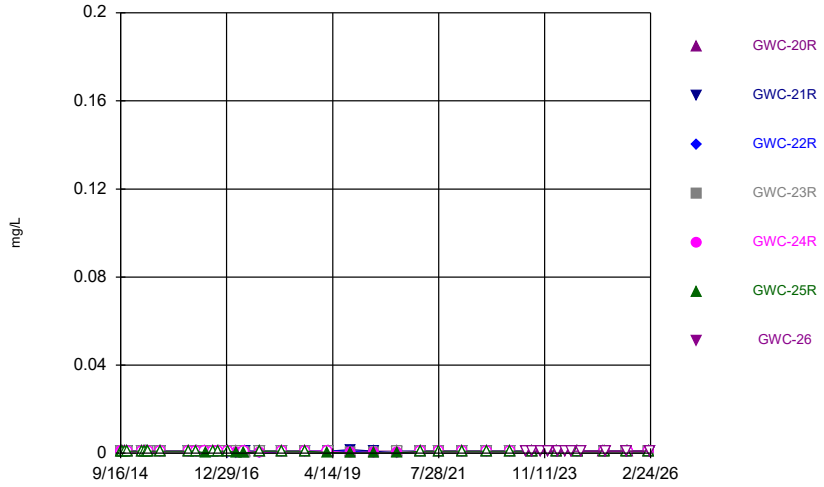

Constituent: Lead Analysis Run 5/1/2026 4:01 PM
Plant Bowen Client: Southern Company Data: Bowen LF 3-8

Sanitas™ v.10.1.06e Software licensed to Groundwater Stats Consulting. UG
Hollow symbols indicate censored values.

Time Series

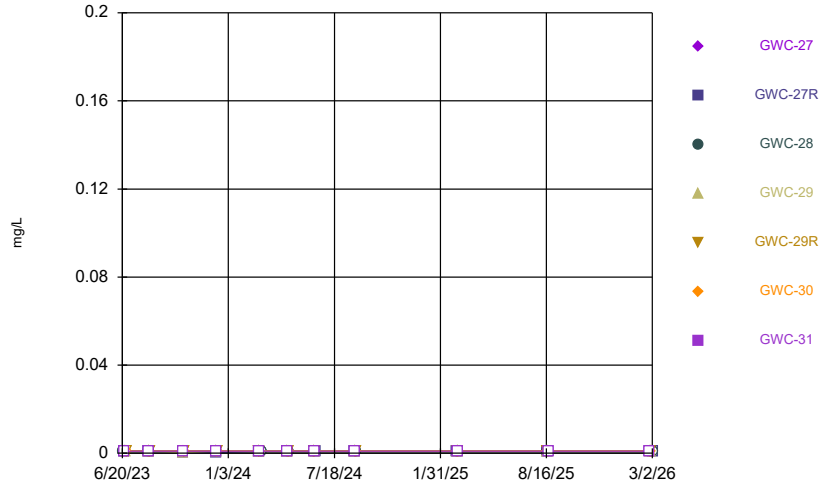

Constituent: Lead Analysis Run 5/1/2026 4:01 PM
Plant Bowen Client: Southern Company Data: Bowen LF 3-8

Sanitas™ v.10.1.06e Software licensed to Groundwater Stats Consulting. UG
Hollow symbols indicate censored values.

Time Series

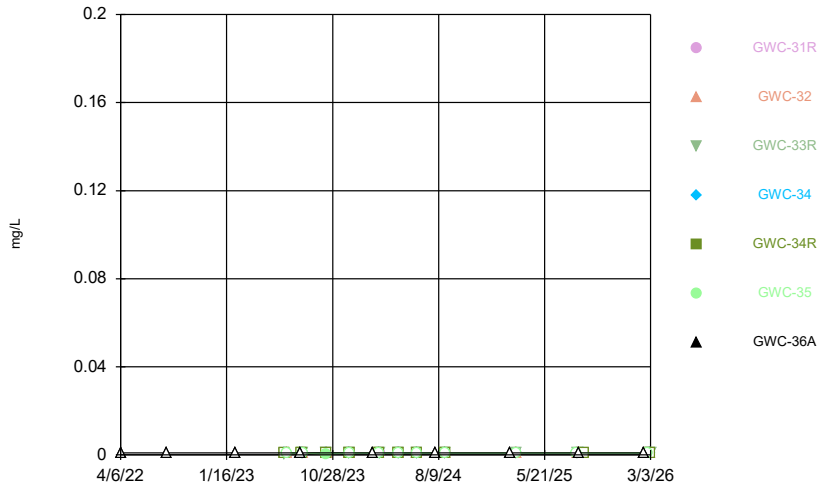

Constituent: Lead Analysis Run 5/1/2026 4:01 PM
Plant Bowen Client: Southern Company Data: Bowen LF 3-8

Sanitas™ v.10.1.06e Software licensed to Groundwater Stats Consulting. UG
Hollow symbols indicate censored values.

Time Series

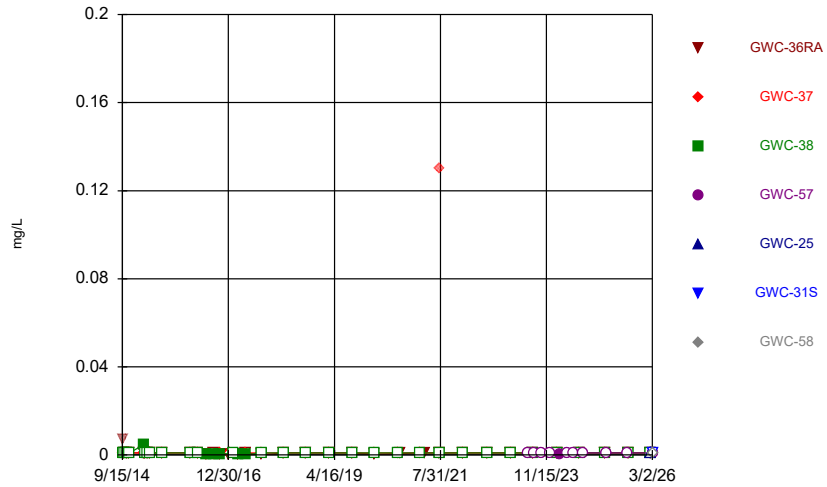

Constituent: Lead Analysis Run 5/1/2026 4:01 PM
Plant Bowen Client: Southern Company Data: Bowen LF 3-8

Sanitas™ v.10.1.06e Software licensed to Groundwater Stats Consulting. UG
Hollow symbols indicate censored values.

Time Series

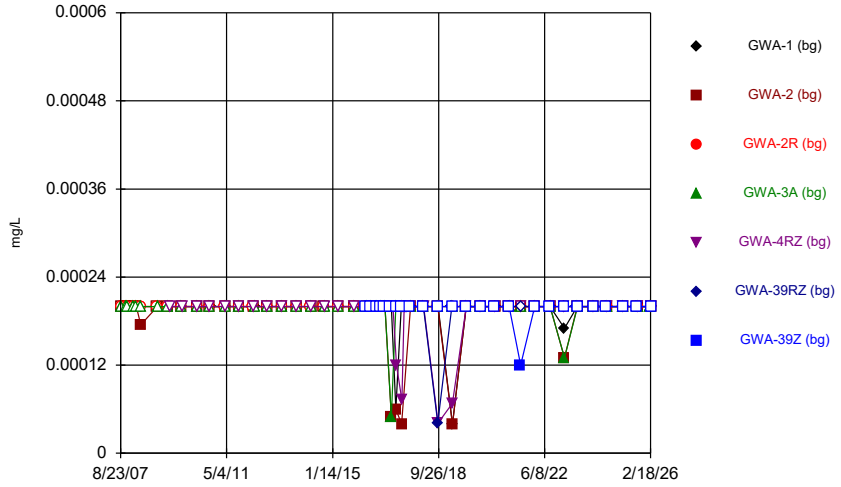

Constituent: Mercury Analysis Run 5/1/2026 4:01 PM
Plant Bowen Client: Southern Company Data: Bowen LF 3-8

Sanitas™ v.10.1.06e Software licensed to Groundwater Stats Consulting. UG
Hollow symbols indicate censored values.

Time Series

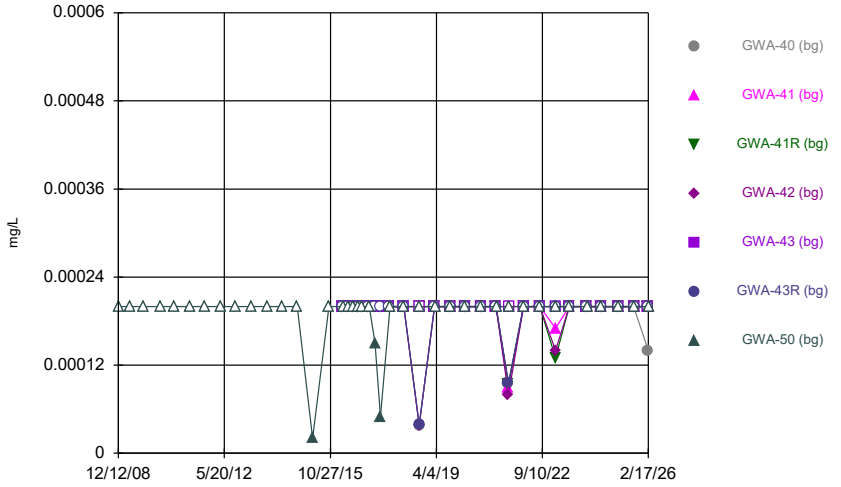

Constituent: Mercury Analysis Run 5/1/2026 4:01 PM
Plant Bowen Client: Southern Company Data: Bowen LF 3-8

Sanitas™ v.10.1.06e Software licensed to Groundwater Stats Consulting. UG
Hollow symbols indicate censored values.

Time Series

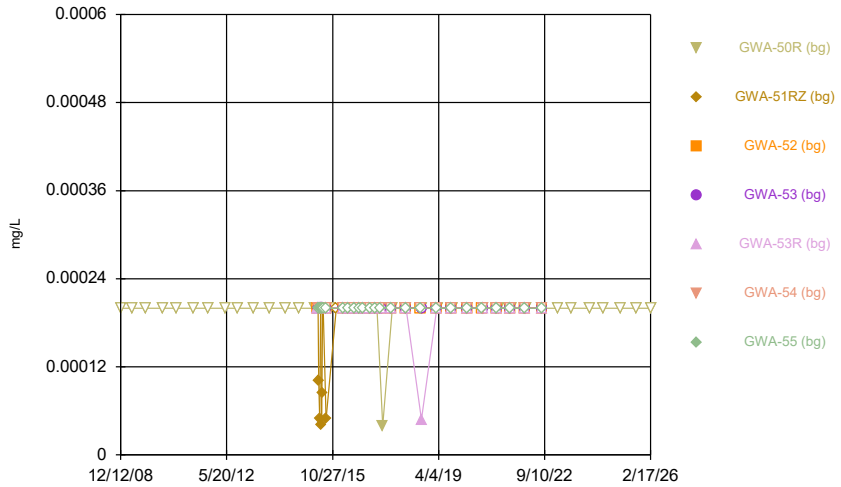

Constituent: Mercury Analysis Run 5/1/2026 4:01 PM
Plant Bowen Client: Southern Company Data: Bowen LF 3-8

Sanitas™ v.10.1.06e Software licensed to Groundwater Stats Consulting. UG
Hollow symbols indicate censored values.

Time Series

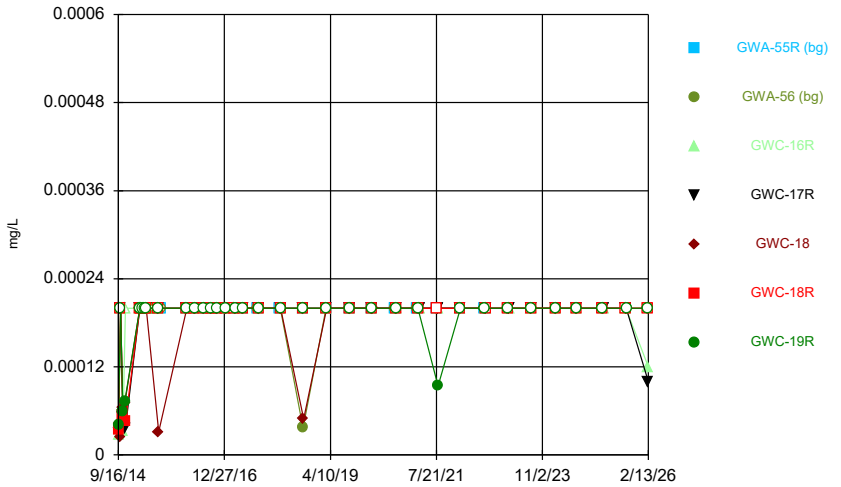

Constituent: Mercury Analysis Run 5/1/2026 4:01 PM
Plant Bowen Client: Southern Company Data: Bowen LF 3-8

Sanitas™ v.10.1.06e Software licensed to Groundwater Stats Consulting. UG
Hollow symbols indicate censored values.

Time Series

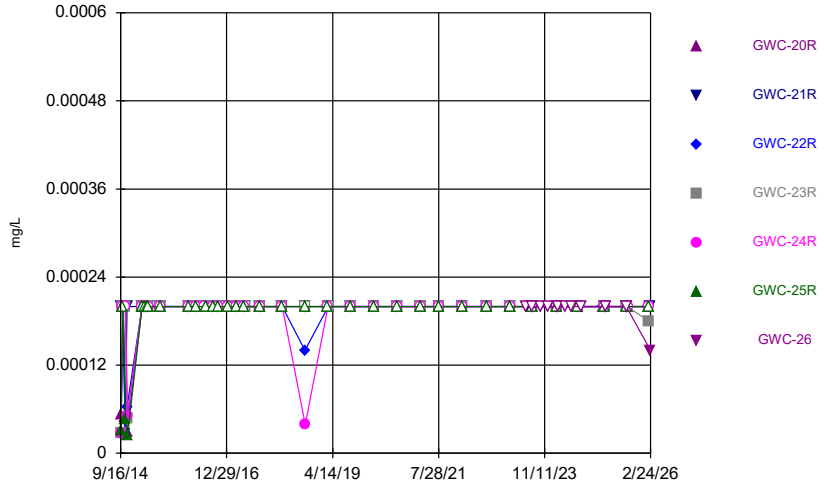

Constituent: Mercury Analysis Run 5/1/2026 4:01 PM
Plant Bowen Client: Southern Company Data: Bowen LF 3-8

Sanitas™ v.10.1.06e Software licensed to Groundwater Stats Consulting. UG
Hollow symbols indicate censored values.

Time Series

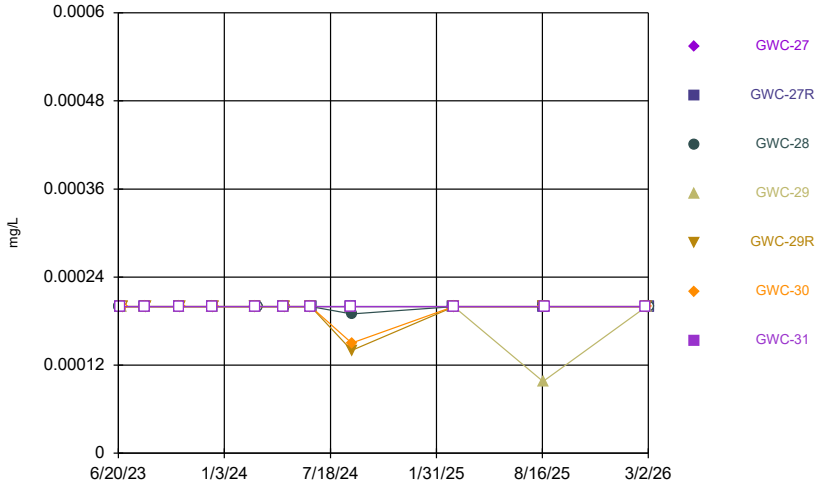

Constituent: Mercury Analysis Run 5/1/2026 4:01 PM
Plant Bowen Client: Southern Company Data: Bowen LF 3-8

Sanitas™ v.10.1.06e Software licensed to Groundwater Stats Consulting. UG
Hollow symbols indicate censored values.

Time Series

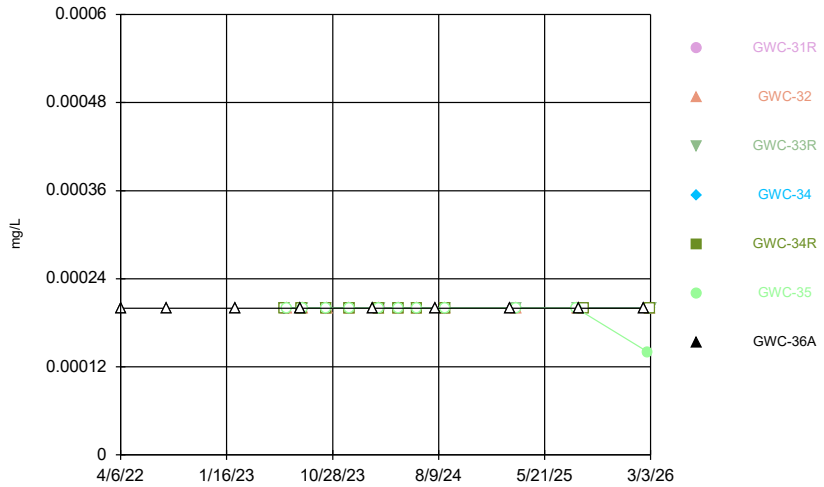

Constituent: Mercury Analysis Run 5/1/2026 4:01 PM
Plant Bowen Client: Southern Company Data: Bowen LF 3-8

Sanitas™ v.10.1.06e Software licensed to Groundwater Stats Consulting. UG
Hollow symbols indicate censored values.

Time Series

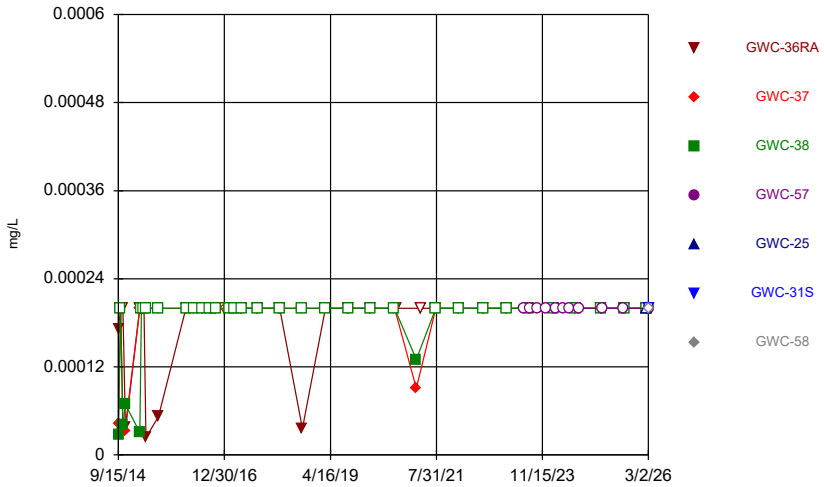

Constituent: Mercury Analysis Run 5/1/2026 4:01 PM
Plant Bowen Client: Southern Company Data: Bowen LF 3-8

Sanitas™ v.10.1.06e Software licensed to Groundwater Stats Consulting. UG
Hollow symbols indicate censored values.

Time Series

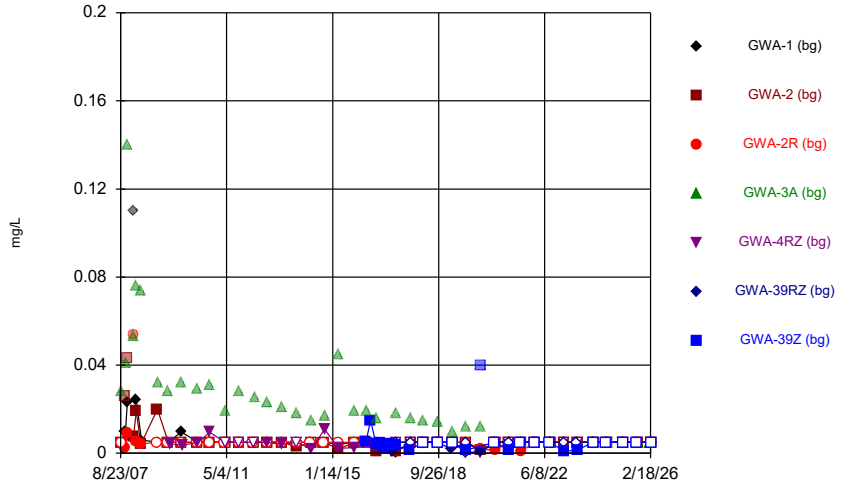

Constituent: Nickel Analysis Run 5/1/2026 4:01 PM
Plant Bowen Client: Southern Company Data: Bowen LF 3-8

Sanitas™ v.10.1.06e Software licensed to Groundwater Stats Consulting. UG
Hollow symbols indicate censored values.

Time Series

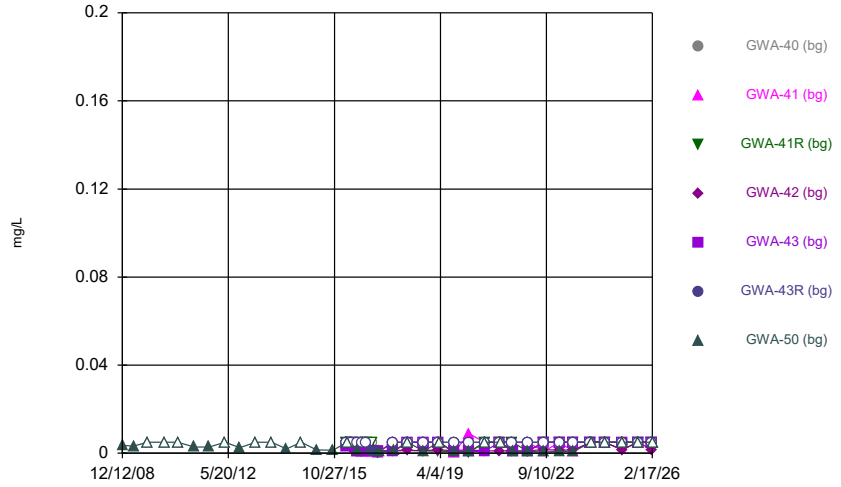

Constituent: Nickel Analysis Run 5/1/2026 4:02 PM
Plant Bowen Client: Southern Company Data: Bowen LF 3-8

Sanitas™ v.10.1.06e Software licensed to Groundwater Stats Consulting. UG
Hollow symbols indicate censored values.

Time Series

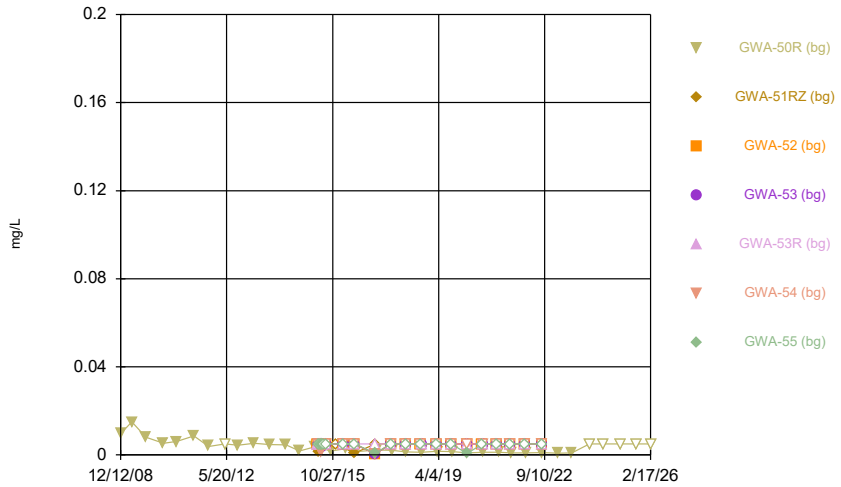

Constituent: Nickel Analysis Run 5/1/2026 4:02 PM
Plant Bowen Client: Southern Company Data: Bowen LF 3-8

Sanitas™ v.10.1.06e Software licensed to Groundwater Stats Consulting. UG
Hollow symbols indicate censored values.

Time Series

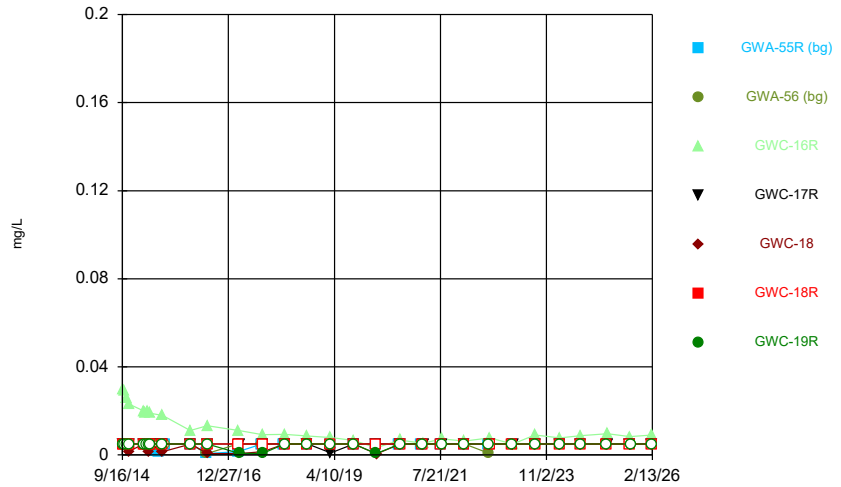

Constituent: Nickel Analysis Run 5/1/2026 4:02 PM
Plant Bowen Client: Southern Company Data: Bowen LF 3-8

Sanitas™ v.10.1.06e Software licensed to Groundwater Stats Consulting. UG
Hollow symbols indicate censored values.

Time Series

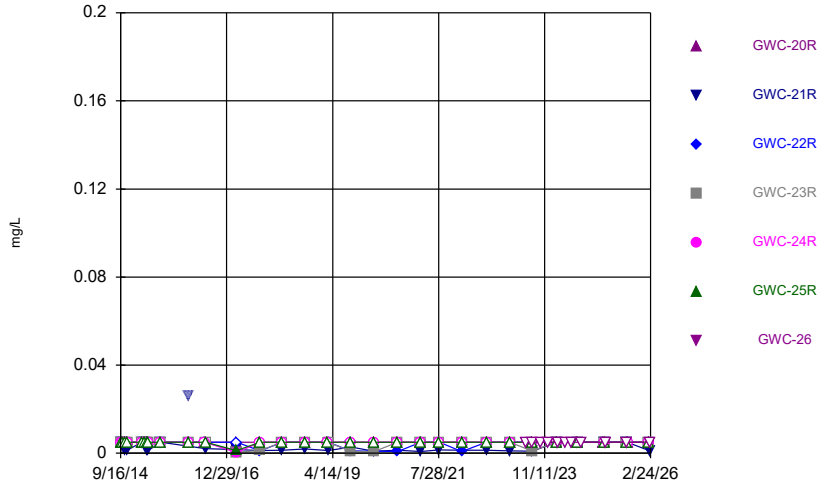

Constituent: Nickel Analysis Run 5/1/2026 4:02 PM
Plant Bowen Client: Southern Company Data: Bowen LF 3-8

Sanitas™ v.10.1.06e Software licensed to Groundwater Stats Consulting. UG
Hollow symbols indicate censored values.

Time Series

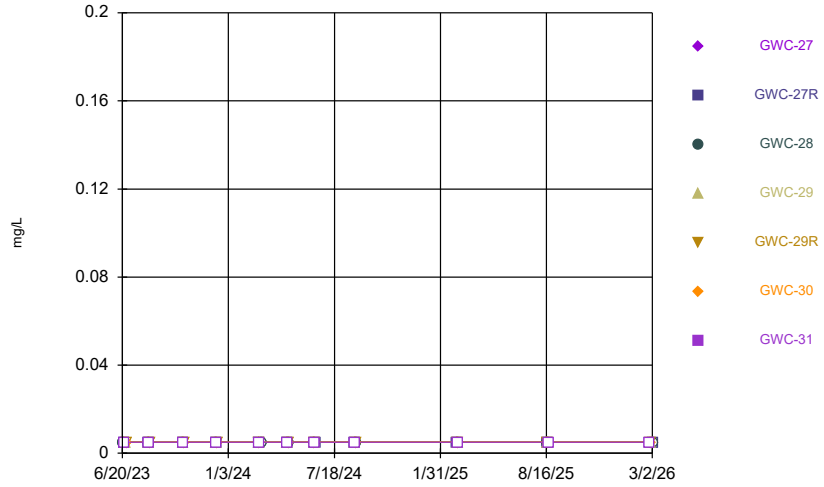

Constituent: Nickel Analysis Run 5/1/2026 4:02 PM
Plant Bowen Client: Southern Company Data: Bowen LF 3-8

Sanitas™ v.10.1.06e Software licensed to Groundwater Stats Consulting. UG
Hollow symbols indicate censored values.

Time Series

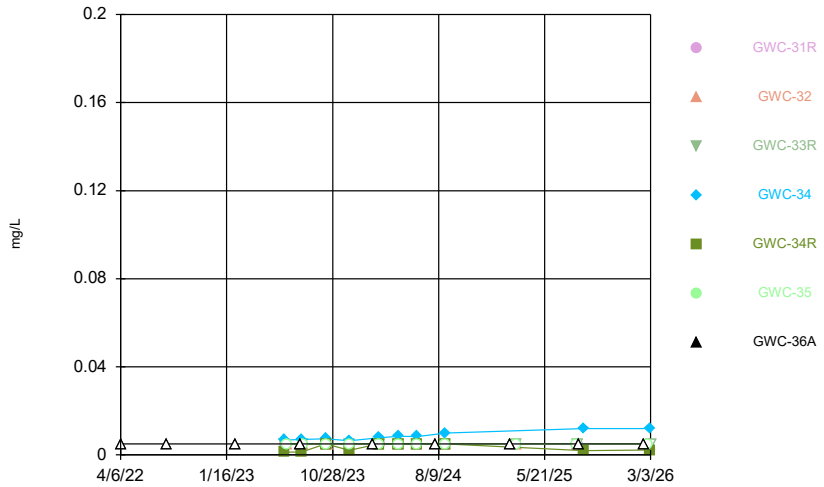

Constituent: Nickel Analysis Run 5/1/2026 4:02 PM
Plant Bowen Client: Southern Company Data: Bowen LF 3-8

Sanitas™ v.10.1.06e Software licensed to Groundwater Stats Consulting. UG
Hollow symbols indicate censored values.

Time Series

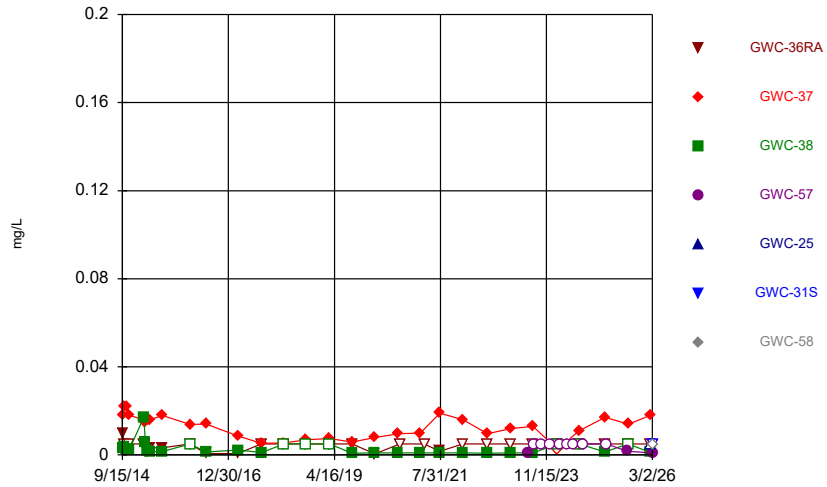

Constituent: Nickel Analysis Run 5/1/2026 4:02 PM
Plant Bowen Client: Southern Company Data: Bowen LF 3-8

Sanitas™ v.10.1.06e Software licensed to Groundwater Stats Consulting. UG

Time Series

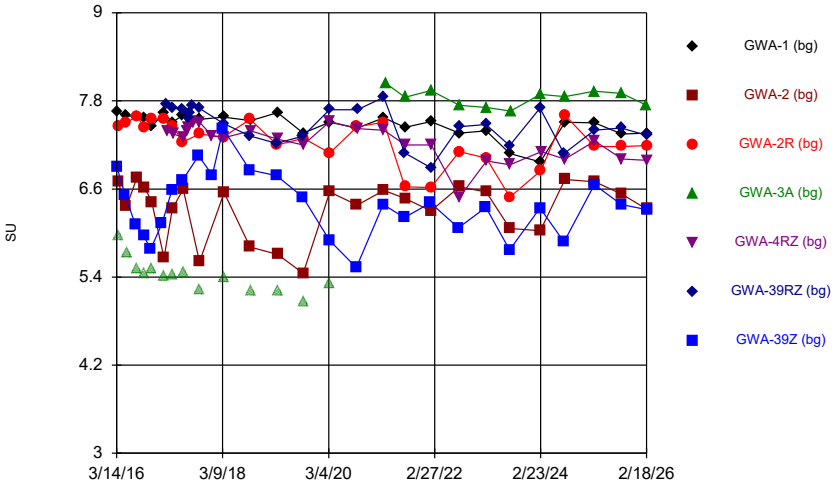

Constituent: pH, Field Analysis Run 5/1/2026 4:02 PM

Plant Bowen Client: Southern Company Data: Bowen LF 3-8

Sanitas™ v.10.1.06e Software licensed to Groundwater Stats Consulting. UG

Time Series

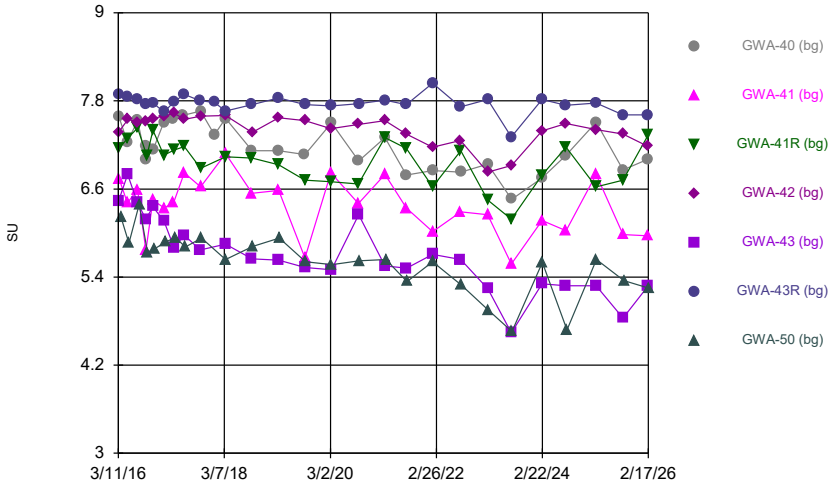

Constituent: pH, Field Analysis Run 5/1/2026 4:02 PM

Plant Bowen Client: Southern Company Data: Bowen LF 3-8

Sanitas™ v.10.1.06e Software licensed to Groundwater Stats Consulting. UG

Time Series

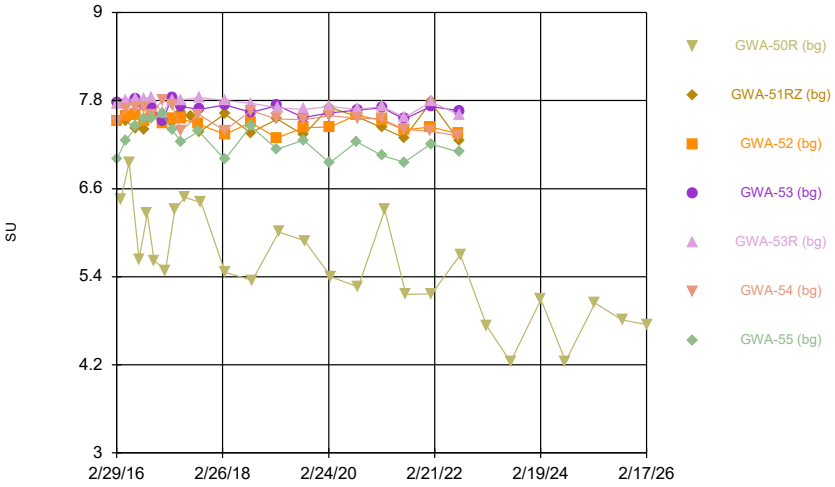

Constituent: pH, Field Analysis Run 5/1/2026 4:02 PM

Plant Bowen Client: Southern Company Data: Bowen LF 3-8

Sanitas™ v.10.1.06e Software licensed to Groundwater Stats Consulting. UG

Time Series

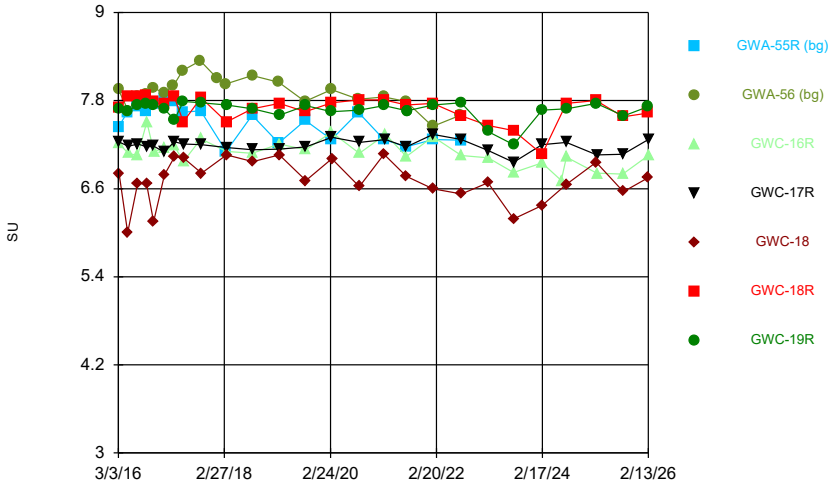

Constituent: pH, Field Analysis Run 5/1/2026 4:02 PM

Plant Bowen Client: Southern Company Data: Bowen LF 3-8

Sanitas™ v.10.1.06e Software licensed to Groundwater Stats Consulting. UG

Time Series

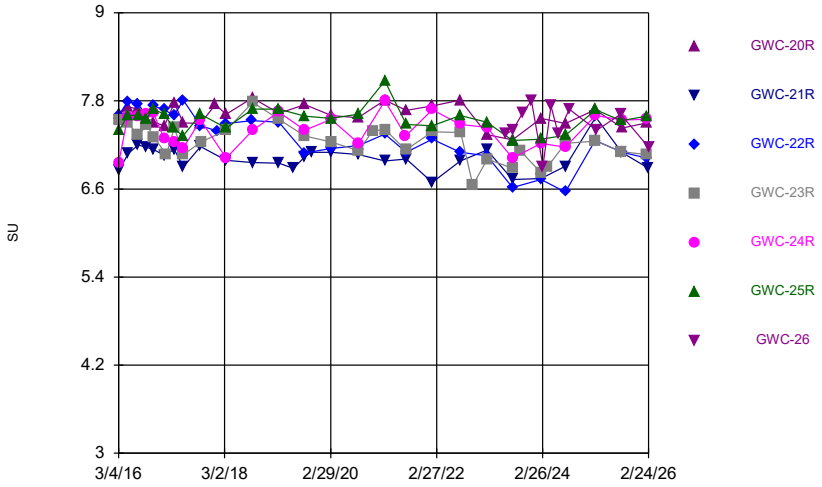

Constituent: pH, Field Analysis Run 5/1/2026 4:02 PM
Plant Bowen Client: Southern Company Data: Bowen LF 3-8

Sanitas™ v.10.1.06e Software licensed to Groundwater Stats Consulting. UG

Time Series

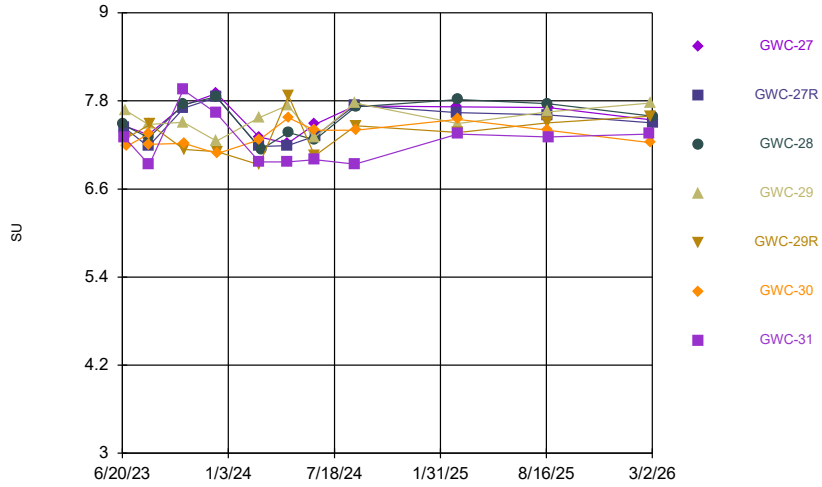

Constituent: pH, Field Analysis Run 5/1/2026 4:02 PM
Plant Bowen Client: Southern Company Data: Bowen LF 3-8

Sanitas™ v.10.1.06e Software licensed to Groundwater Stats Consulting. UG

Time Series

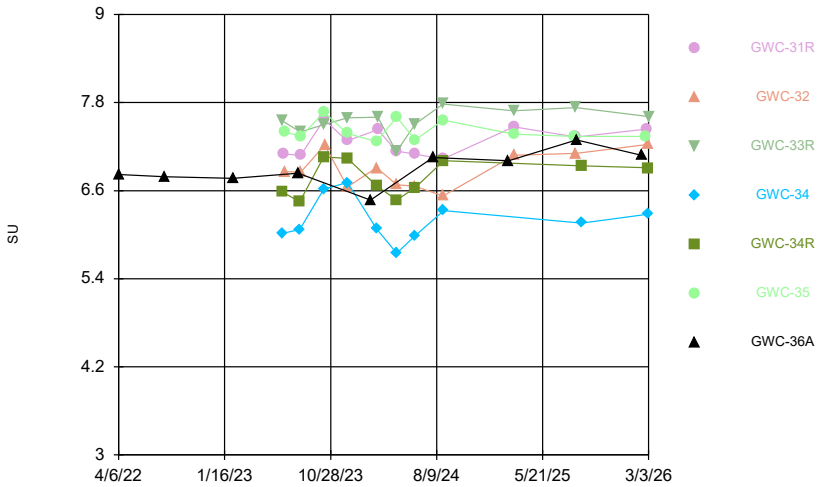

Constituent: pH, Field Analysis Run 5/1/2026 4:02 PM
Plant Bowen Client: Southern Company Data: Bowen LF 3-8

Sanitas™ v.10.1.06e Software licensed to Groundwater Stats Consulting. UG

Time Series

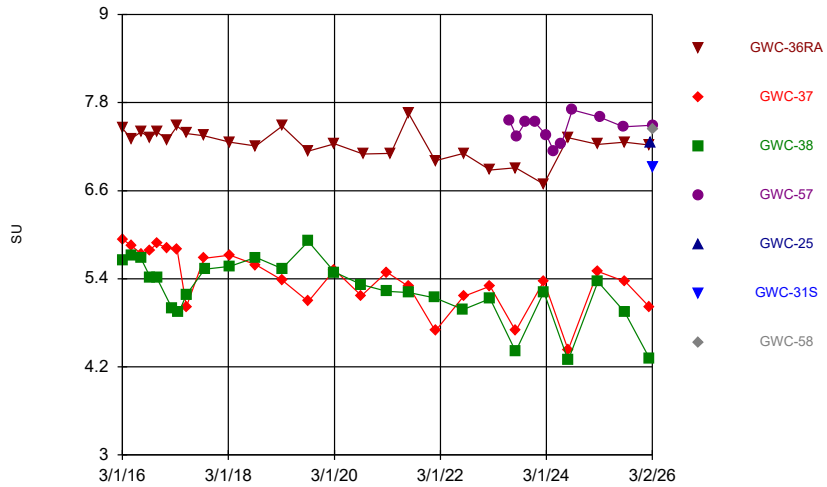

Constituent: pH, Field Analysis Run 5/1/2026 4:02 PM
Plant Bowen Client: Southern Company Data: Bowen LF 3-8

Sanitas™ v.10.1.06e Software licensed to Groundwater Stats Consulting. UG
Hollow symbols indicate censored values.

Time Series

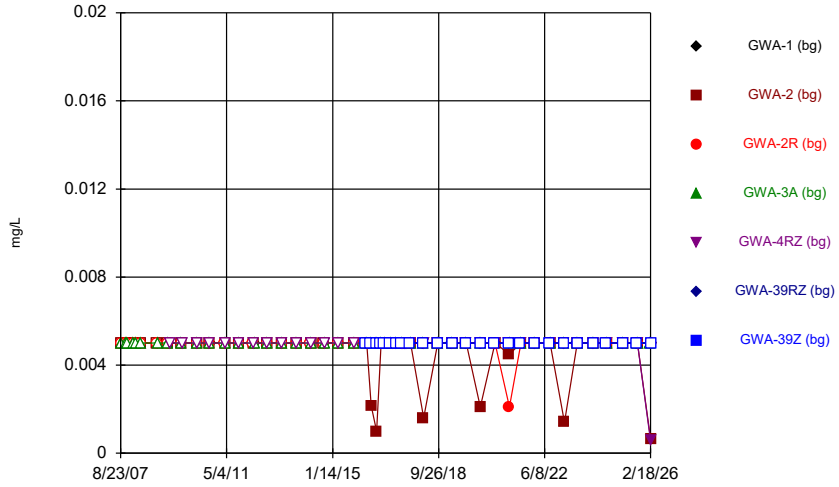

Constituent: Selenium Analysis Run 5/1/2026 4:02 PM
Plant Bowen Client: Southern Company Data: Bowen LF 3-8

Sanitas™ v.10.1.06e Software licensed to Groundwater Stats Consulting. UG
Hollow symbols indicate censored values.

Time Series

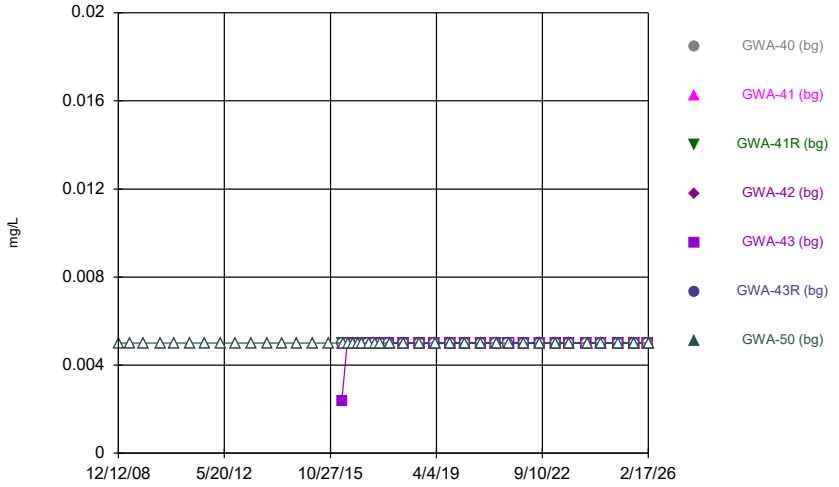

Constituent: Selenium Analysis Run 5/1/2026 4:02 PM
Plant Bowen Client: Southern Company Data: Bowen LF 3-8

Sanitas™ v.10.1.06e Software licensed to Groundwater Stats Consulting. UG
Hollow symbols indicate censored values.

Time Series

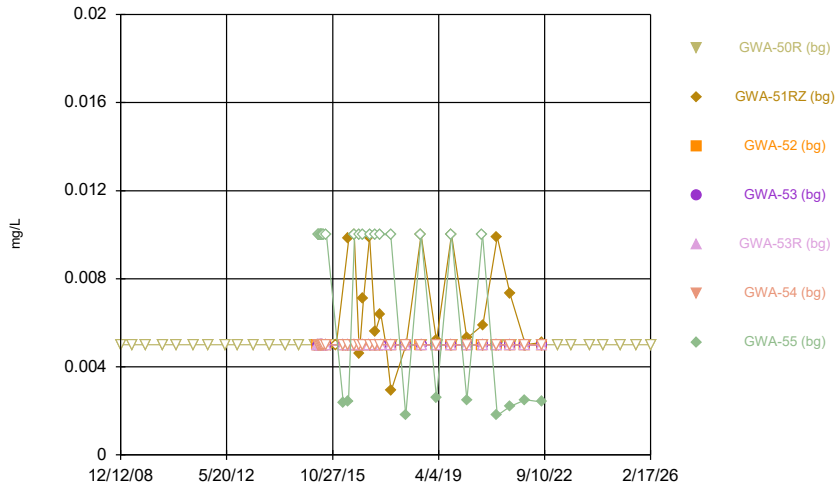

Constituent: Selenium Analysis Run 5/1/2026 4:02 PM
Plant Bowen Client: Southern Company Data: Bowen LF 3-8

Sanitas™ v.10.1.06e Software licensed to Groundwater Stats Consulting. UG
Hollow symbols indicate censored values.

Time Series

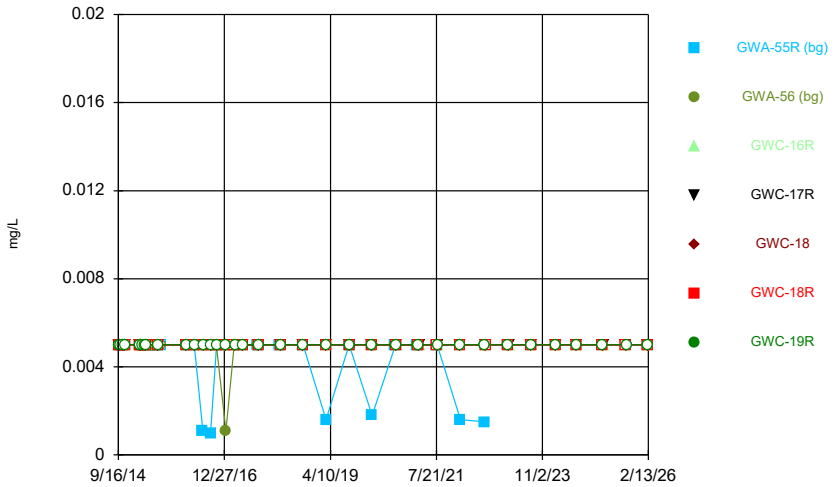

Constituent: Selenium Analysis Run 5/1/2026 4:02 PM
Plant Bowen Client: Southern Company Data: Bowen LF 3-8

Sanitas™ v.10.1.06e Software licensed to Groundwater Stats Consulting. UG
Hollow symbols indicate censored values.

Time Series

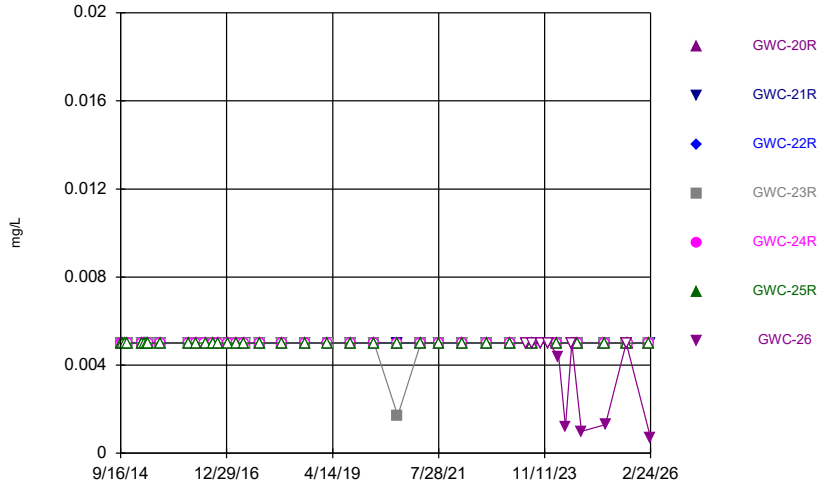

Constituent: Selenium Analysis Run 5/1/2026 4:02 PM
Plant Bowen Client: Southern Company Data: Bowen LF 3-8

Sanitas™ v.10.1.06e Software licensed to Groundwater Stats Consulting. UG
Hollow symbols indicate censored values.

Time Series

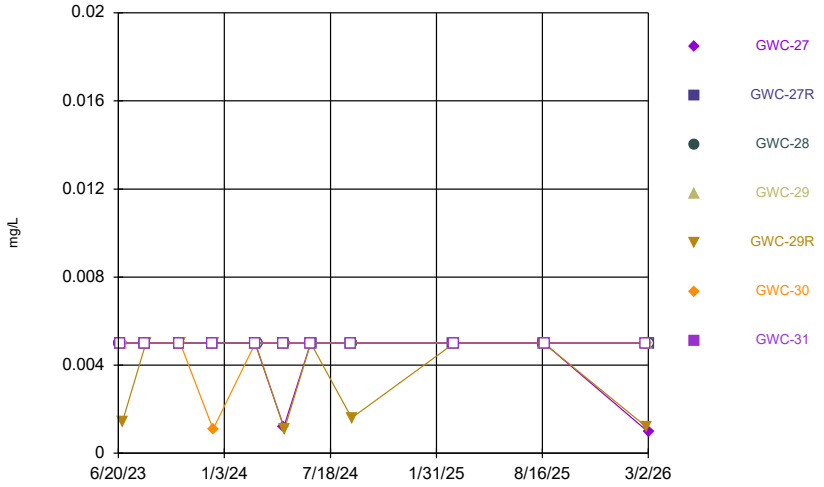

Constituent: Selenium Analysis Run 5/1/2026 4:02 PM
Plant Bowen Client: Southern Company Data: Bowen LF 3-8

Sanitas™ v.10.1.06e Software licensed to Groundwater Stats Consulting. UG
Hollow symbols indicate censored values.

Time Series

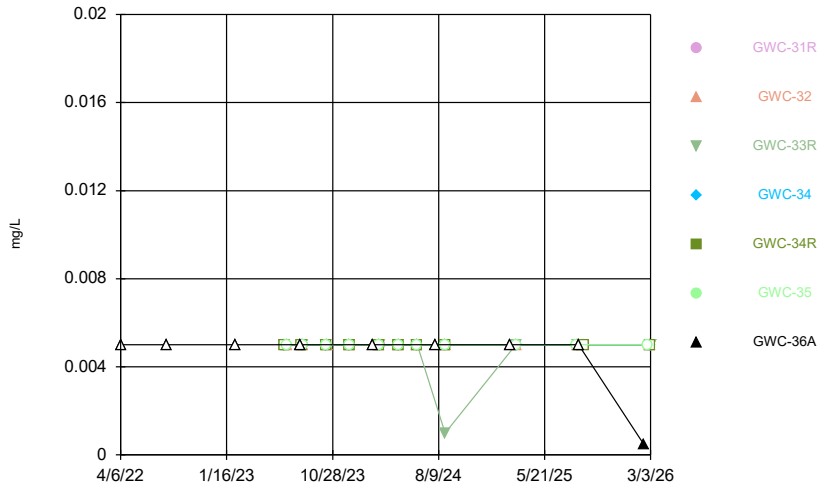

Constituent: Selenium Analysis Run 5/1/2026 4:02 PM
Plant Bowen Client: Southern Company Data: Bowen LF 3-8

Sanitas™ v.10.1.06e Software licensed to Groundwater Stats Consulting. UG
Hollow symbols indicate censored values.

Time Series

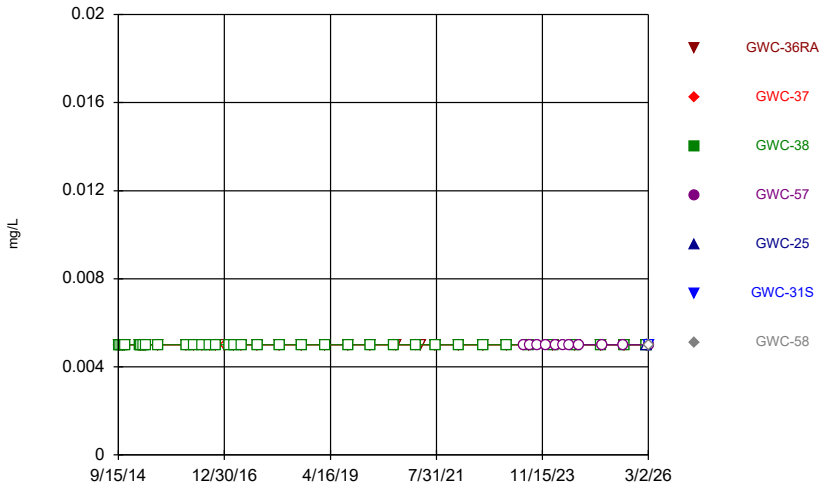

Constituent: Selenium Analysis Run 5/1/2026 4:02 PM
Plant Bowen Client: Southern Company Data: Bowen LF 3-8

Sanitas™ v.10.1.06e Software licensed to Groundwater Stats Consulting. UG
Hollow symbols indicate censored values.

Time Series

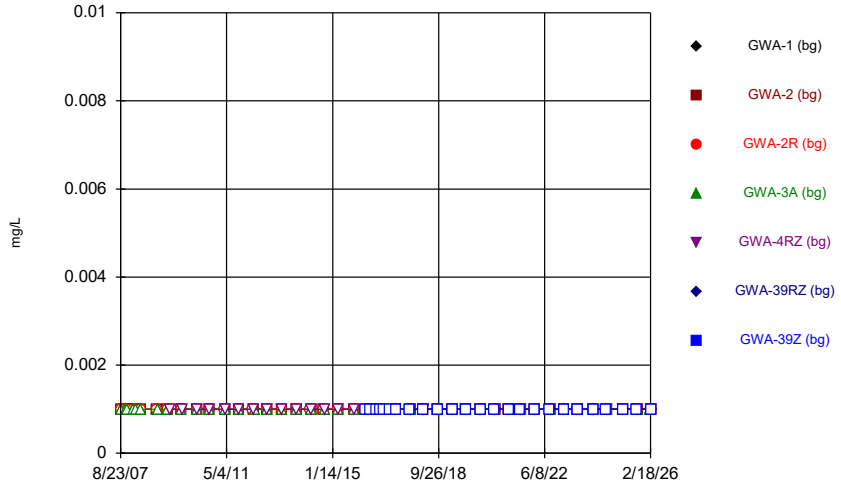

Constituent: Silver Analysis Run 5/1/2026 4:02 PM
Plant Bowen Client: Southern Company Data: Bowen LF 3-8

Sanitas™ v.10.1.06e Software licensed to Groundwater Stats Consulting. UG
Hollow symbols indicate censored values.

Time Series

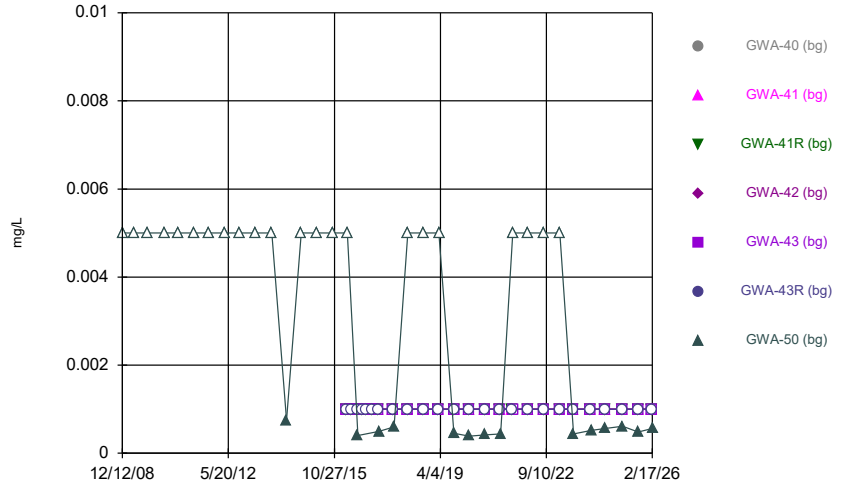

Constituent: Silver Analysis Run 5/1/2026 4:02 PM
Plant Bowen Client: Southern Company Data: Bowen LF 3-8

Sanitas™ v.10.1.06e Software licensed to Groundwater Stats Consulting. UG
Hollow symbols indicate censored values.

Time Series

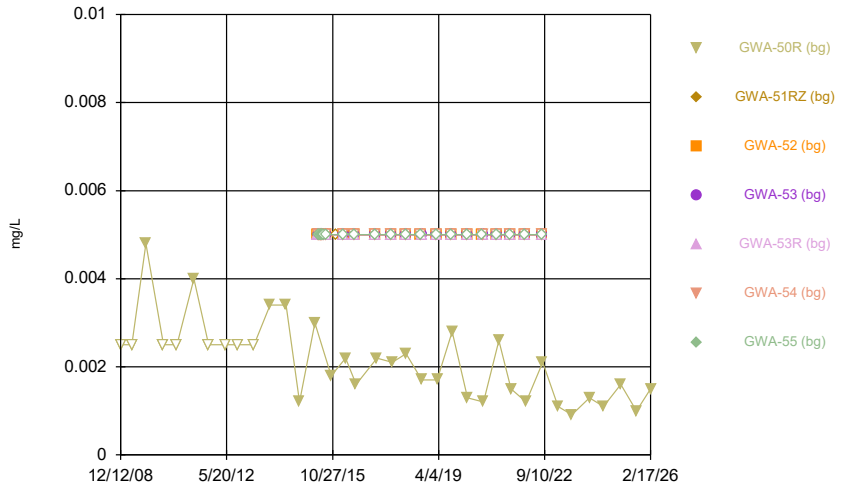

Constituent: Silver Analysis Run 5/1/2026 4:02 PM
Plant Bowen Client: Southern Company Data: Bowen LF 3-8

Sanitas™ v.10.1.06e Software licensed to Groundwater Stats Consulting. UG
Hollow symbols indicate censored values.

Time Series

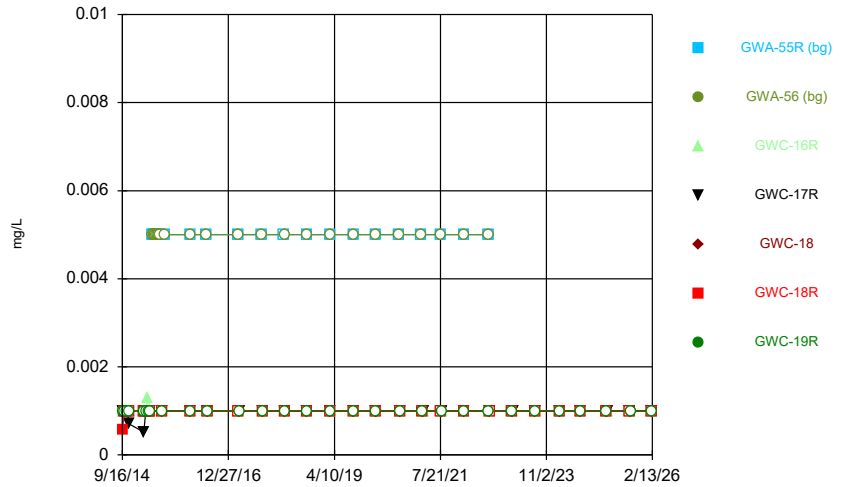

Constituent: Silver Analysis Run 5/1/2026 4:02 PM
Plant Bowen Client: Southern Company Data: Bowen LF 3-8

Sanitas™ v.10.1.06e Software licensed to Groundwater Stats Consulting. UG
Hollow symbols indicate censored values.

Time Series

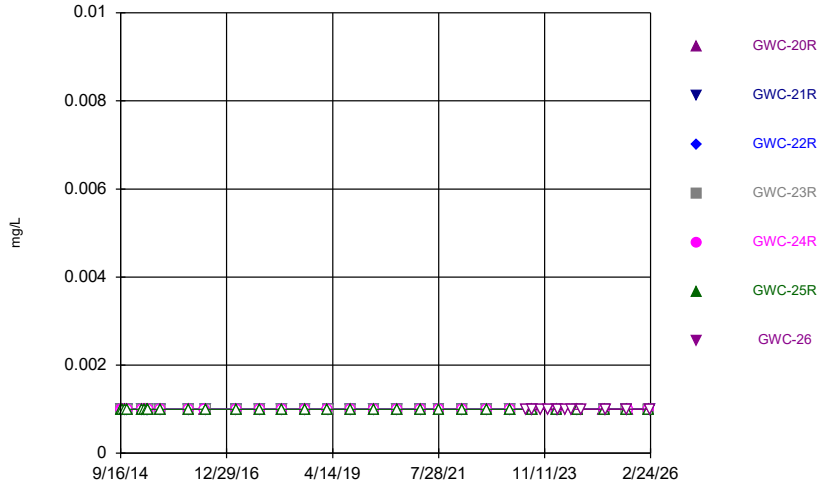

Constituent: Silver Analysis Run 5/1/2026 4:02 PM
Plant Bowen Client: Southern Company Data: Bowen LF 3-8

Sanitas™ v.10.1.06e Software licensed to Groundwater Stats Consulting. UG
Hollow symbols indicate censored values.

Time Series

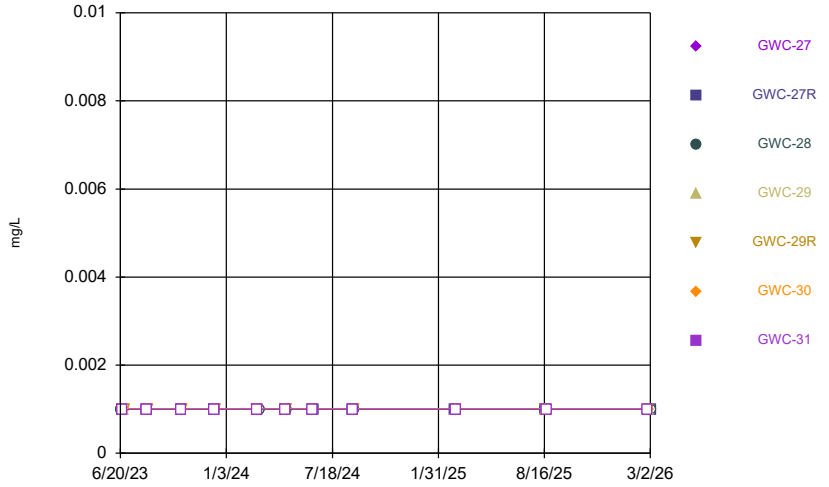

Constituent: Silver Analysis Run 5/1/2026 4:02 PM
Plant Bowen Client: Southern Company Data: Bowen LF 3-8

Sanitas™ v.10.1.06e Software licensed to Groundwater Stats Consulting. UG
Hollow symbols indicate censored values.

Time Series

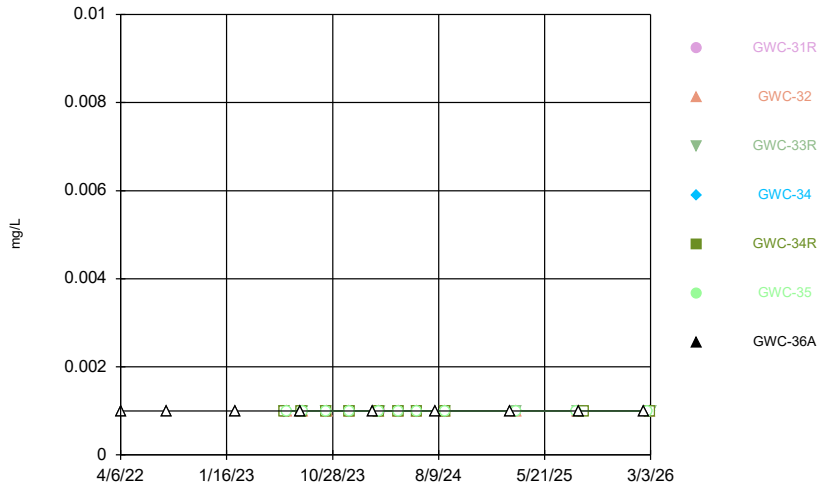

Constituent: Silver Analysis Run 5/1/2026 4:02 PM
Plant Bowen Client: Southern Company Data: Bowen LF 3-8

Sanitas™ v.10.1.06e Software licensed to Groundwater Stats Consulting. UG
Hollow symbols indicate censored values.

Time Series

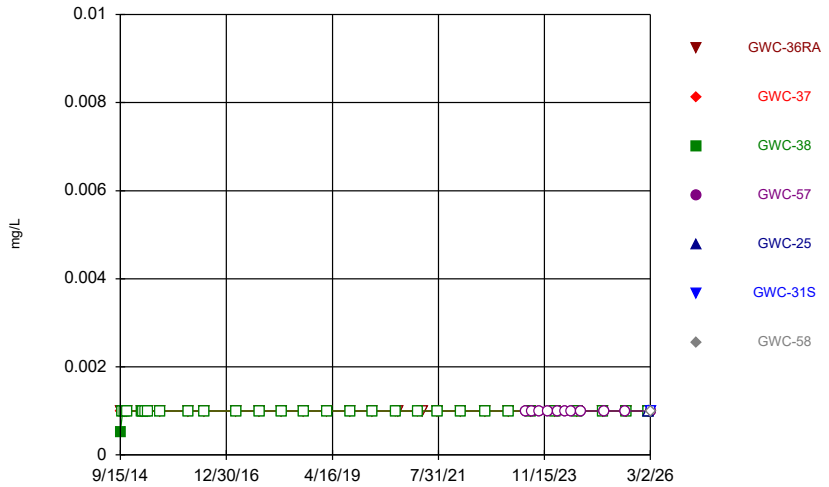

Constituent: Silver Analysis Run 5/1/2026 4:02 PM
Plant Bowen Client: Southern Company Data: Bowen LF 3-8

Sanitas™ v.10.1.06e Software licensed to Groundwater Stats Consulting. UG
Hollow symbols indicate censored values.

Time Series

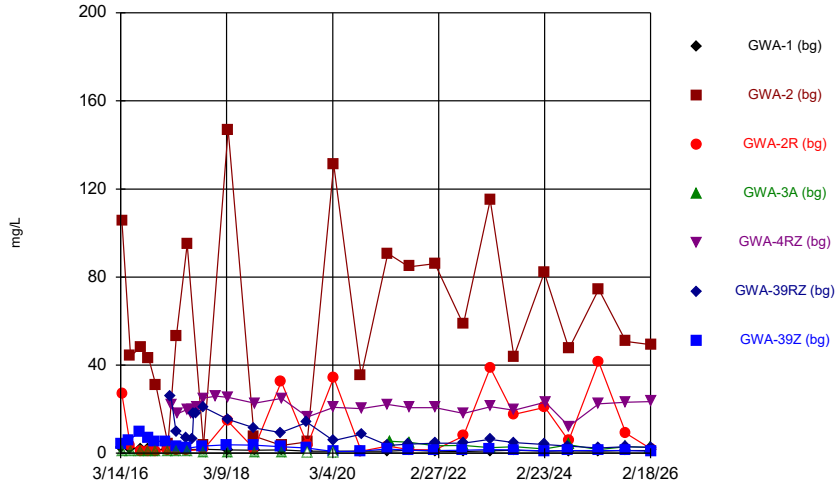

Constituent: Sulfate Analysis Run 5/1/2026 4:02 PM
Plant Bowen Client: Southern Company Data: Bowen LF 3-8

Sanitas™ v.10.1.06e Software licensed to Groundwater Stats Consulting. UG
Hollow symbols indicate censored values.

Time Series

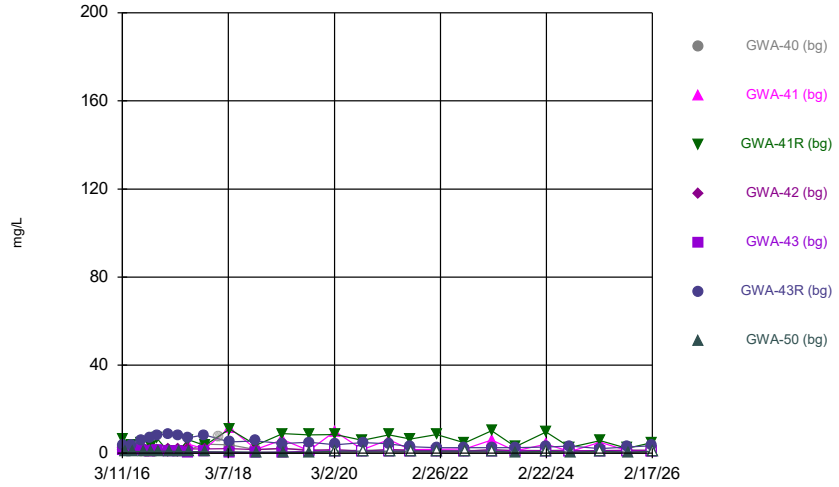

Constituent: Sulfate Analysis Run 5/1/2026 4:02 PM
Plant Bowen Client: Southern Company Data: Bowen LF 3-8

Sanitas™ v.10.1.06e Software licensed to Groundwater Stats Consulting. UG
Hollow symbols indicate censored values.

Time Series

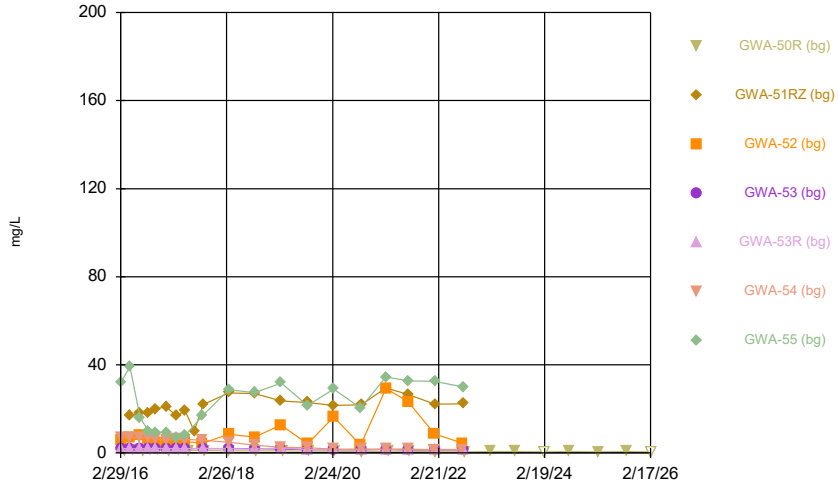

Constituent: Sulfate Analysis Run 5/1/2026 4:02 PM
Plant Bowen Client: Southern Company Data: Bowen LF 3-8

Sanitas™ v.10.1.06e Software licensed to Groundwater Stats Consulting. UG

Time Series

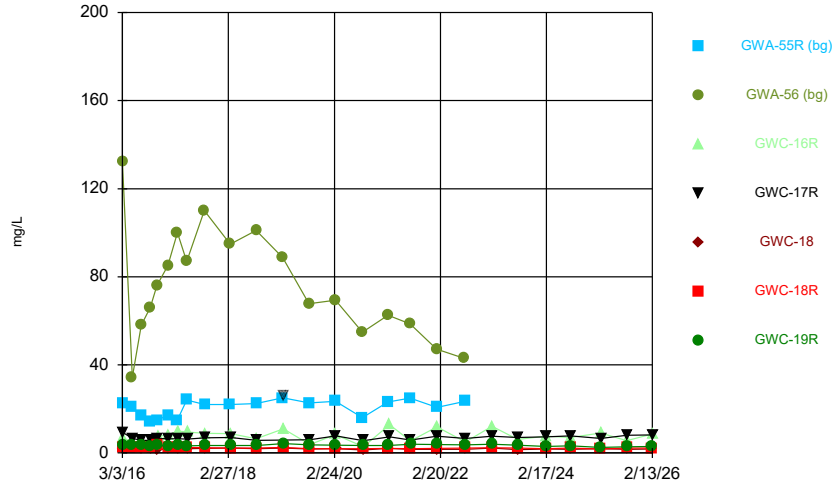

Constituent: Sulfate Analysis Run 5/1/2026 4:02 PM
Plant Bowen Client: Southern Company Data: Bowen LF 3-8

Sanitas™ v.10.1.06e Software licensed to Groundwater Stats Consulting. UG
Hollow symbols indicate censored values.

Time Series

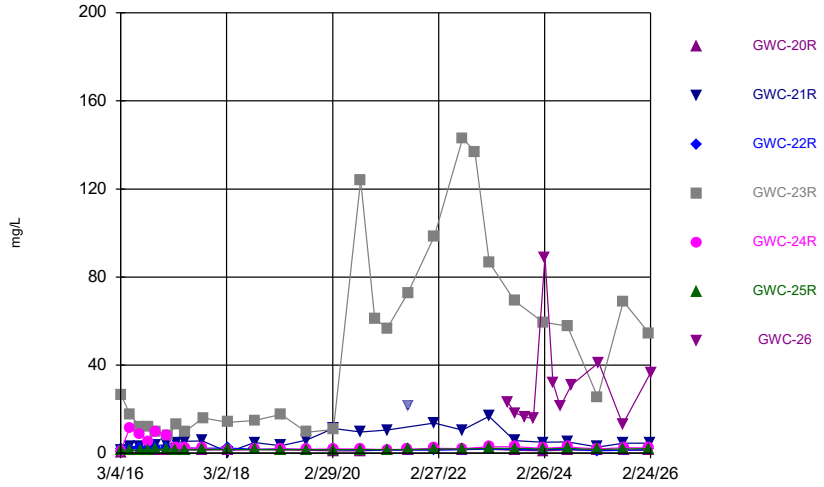

Constituent: Sulfate Analysis Run 5/1/2026 4:02 PM
Plant Bowen Client: Southern Company Data: Bowen LF 3-8

Sanitas™ v.10.1.06e Software licensed to Groundwater Stats Consulting. UG

Time Series

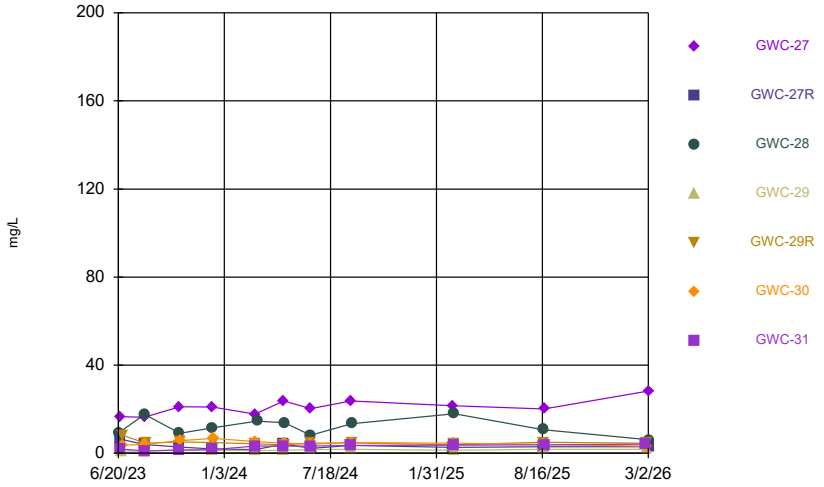

Constituent: Sulfate Analysis Run 5/1/2026 4:02 PM
Plant Bowen Client: Southern Company Data: Bowen LF 3-8

Sanitas™ v.10.1.06e Software licensed to Groundwater Stats Consulting. UG

Time Series

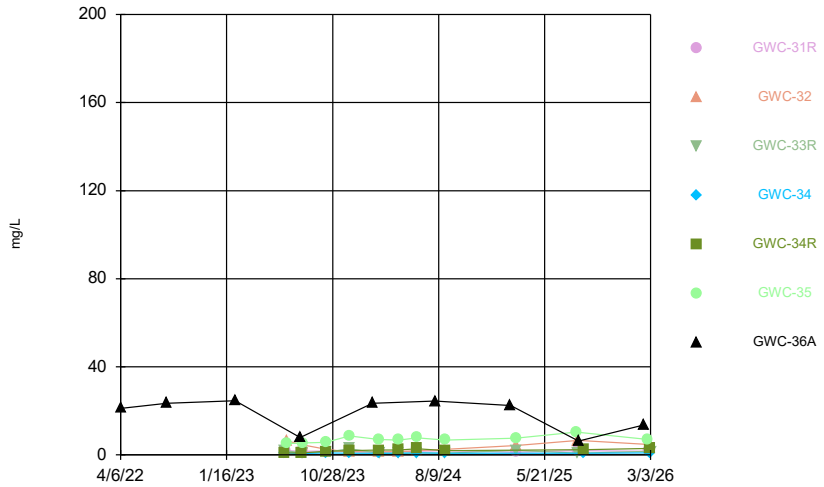

Constituent: Sulfate Analysis Run 5/1/2026 4:02 PM
Plant Bowen Client: Southern Company Data: Bowen LF 3-8

Sanitas™ v.10.1.06e Software licensed to Groundwater Stats Consulting. UG
Hollow symbols indicate censored values.

Time Series

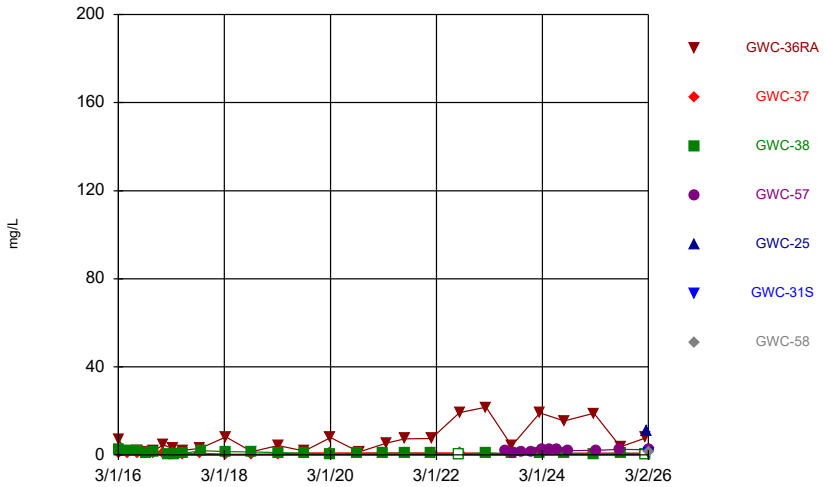

Constituent: Sulfate Analysis Run 5/1/2026 4:02 PM
Plant Bowen Client: Southern Company Data: Bowen LF 3-8

Sanitas™ v.10.1.06e Software licensed to Groundwater Stats Consulting. UG
Hollow symbols indicate censored values.

Time Series

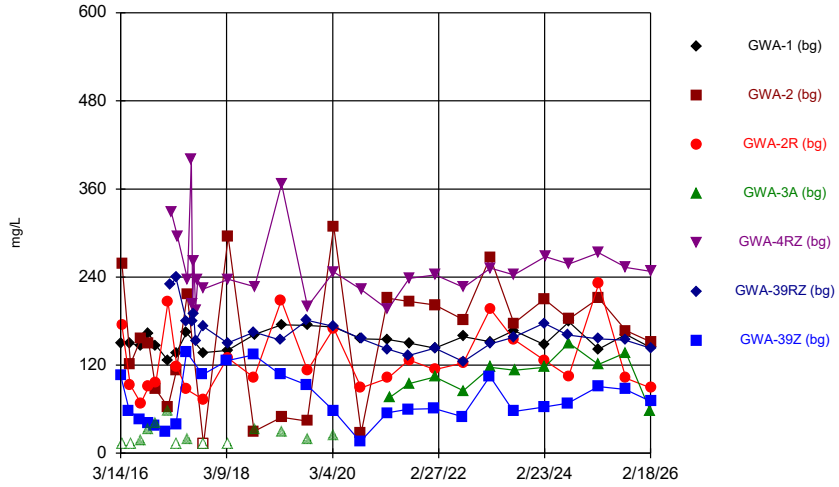

Constituent: TDS Analysis Run 5/1/2026 4:02 PM
Plant Bowen Client: Southern Company Data: Bowen LF 3-8

Sanitas™ v.10.1.06e Software licensed to Groundwater Stats Consulting. UG
Hollow symbols indicate censored values.

Time Series

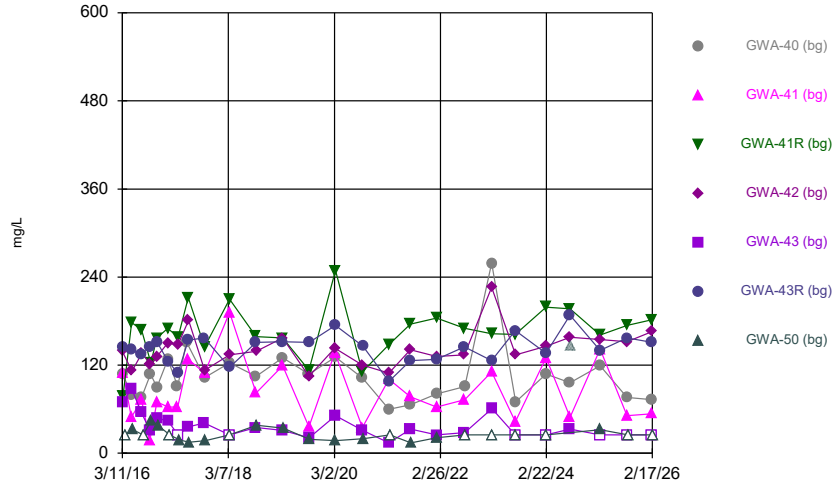

Constituent: TDS Analysis Run 5/1/2026 4:02 PM
Plant Bowen Client: Southern Company Data: Bowen LF 3-8

Sanitas™ v.10.1.06e Software licensed to Groundwater Stats Consulting. UG
Hollow symbols indicate censored values.

Time Series

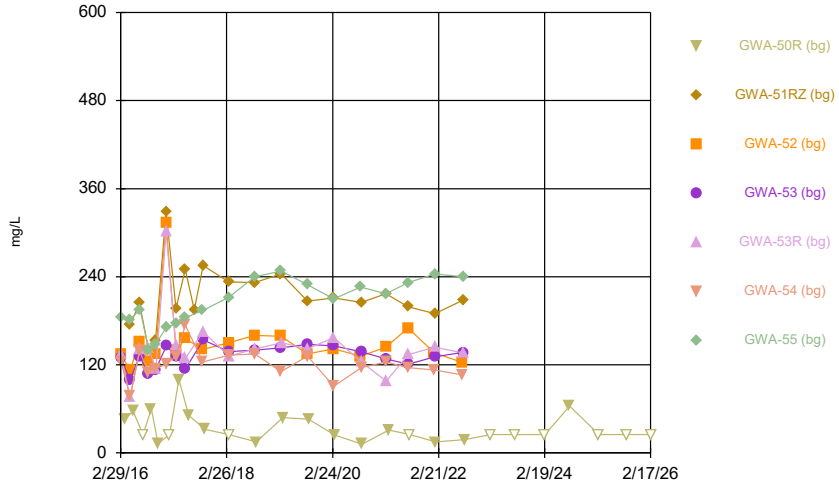

Constituent: TDS Analysis Run 5/1/2026 4:02 PM
Plant Bowen Client: Southern Company Data: Bowen LF 3-8

Sanitas™ v.10.1.06e Software licensed to Groundwater Stats Consulting. UG

Time Series

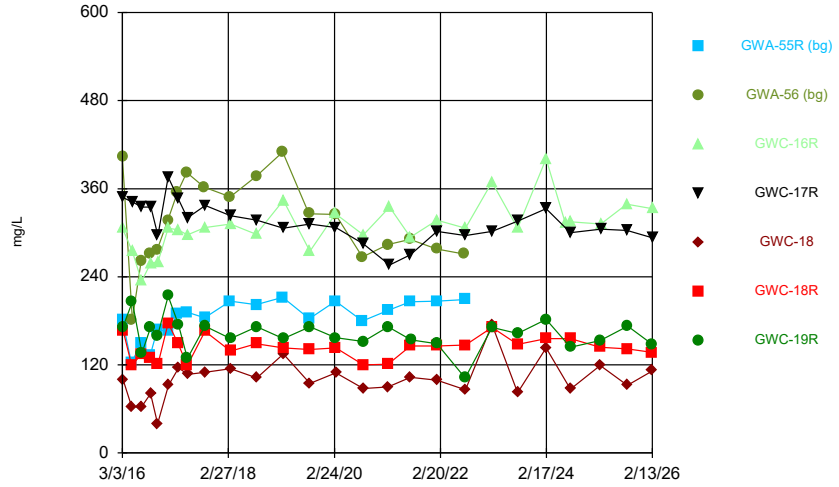

Constituent: TDS Analysis Run 5/1/2026 4:02 PM
Plant Bowen Client: Southern Company Data: Bowen LF 3-8

Sanitas™ v.10.1.06e Software licensed to Groundwater Stats Consulting. UG

Time Series

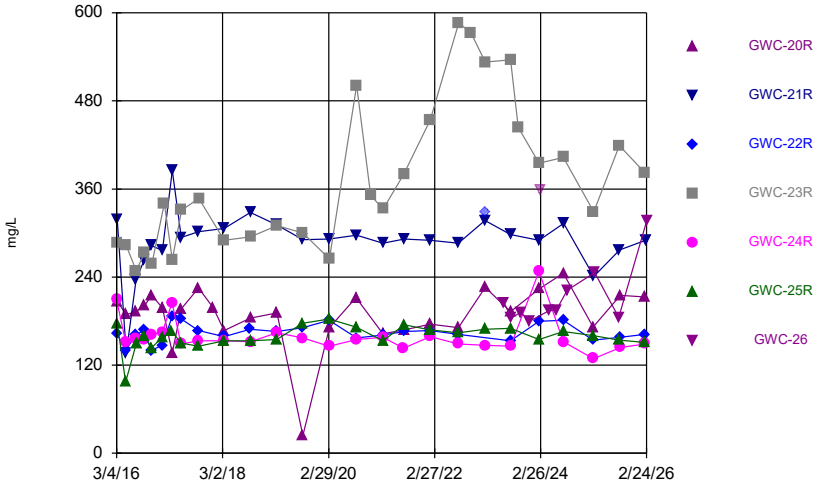

Constituent: TDS Analysis Run 5/1/2026 4:02 PM

Plant Bowen Client: Southern Company Data: Bowen LF 3-8

Sanitas™ v.10.1.06e Software licensed to Groundwater Stats Consulting. UG

Time Series

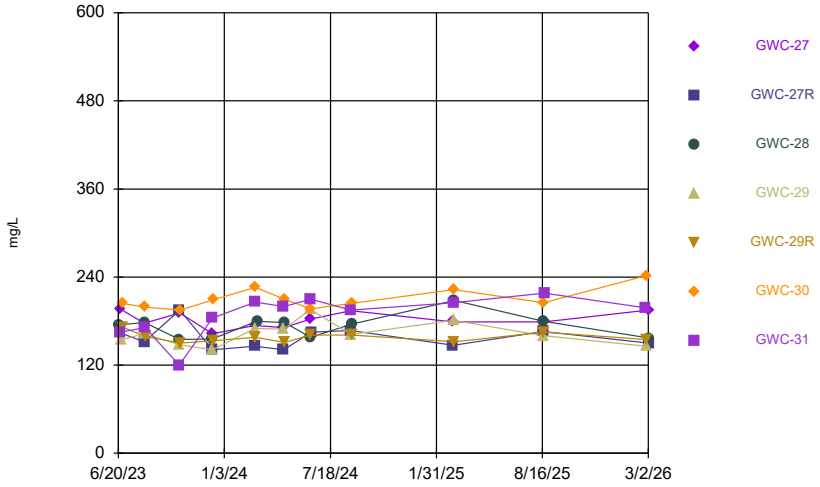

Constituent: TDS Analysis Run 5/1/2026 4:02 PM

Plant Bowen Client: Southern Company Data: Bowen LF 3-8

Sanitas™ v.10.1.06e Software licensed to Groundwater Stats Consulting. UG

Time Series

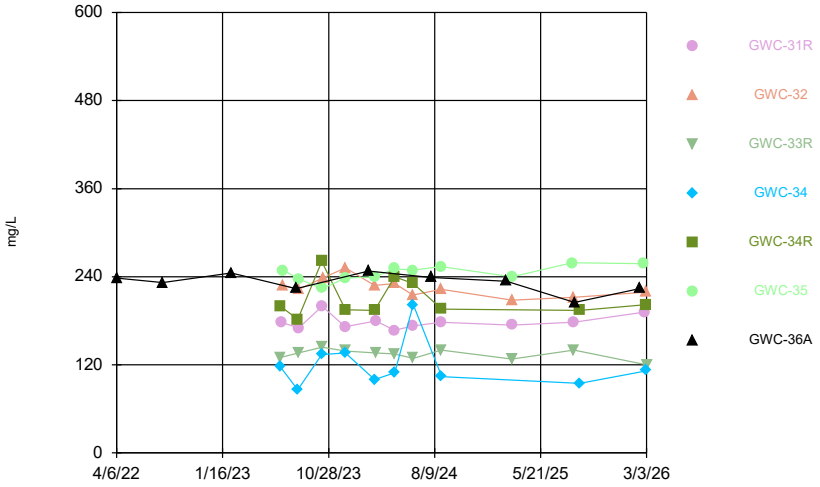

Constituent: TDS Analysis Run 5/1/2026 4:02 PM

Plant Bowen Client: Southern Company Data: Bowen LF 3-8

Sanitas™ v.10.1.06e Software licensed to Groundwater Stats Consulting. UG

Hollow symbols indicate censored values.

Time Series

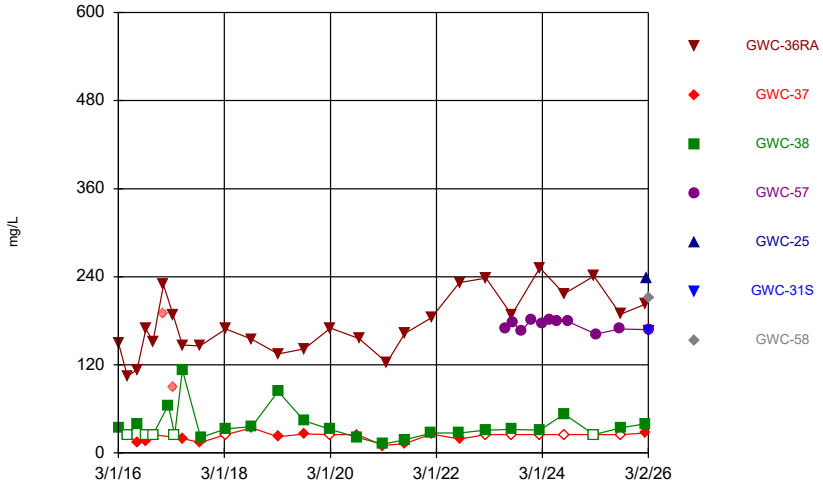

Constituent: TDS Analysis Run 5/1/2026 4:02 PM

Plant Bowen Client: Southern Company Data: Bowen LF 3-8

Sanitas™ v.10.1.06e Software licensed to Groundwater Stats Consulting. UG
Hollow symbols indicate censored values.

Time Series

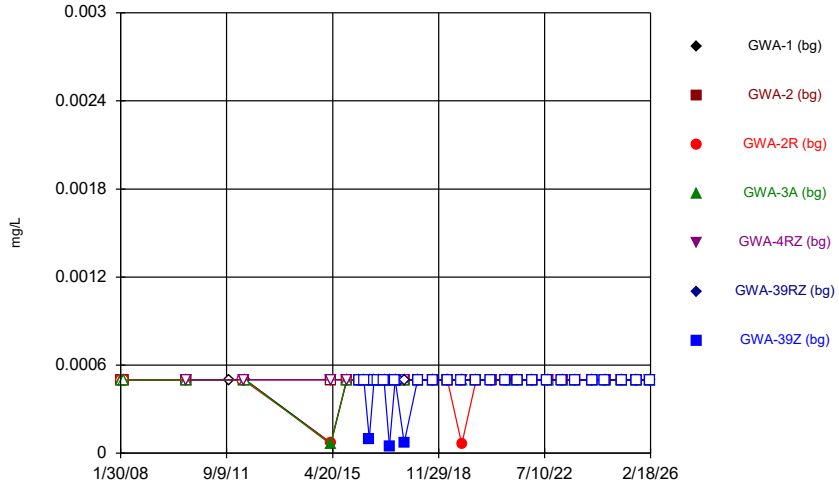

Constituent: Thallium Analysis Run 5/1/2026 4:02 PM
Plant Bowen Client: Southern Company Data: Bowen LF 3-8

Sanitas™ v.10.1.06e Software licensed to Groundwater Stats Consulting. UG
Hollow symbols indicate censored values.

Time Series

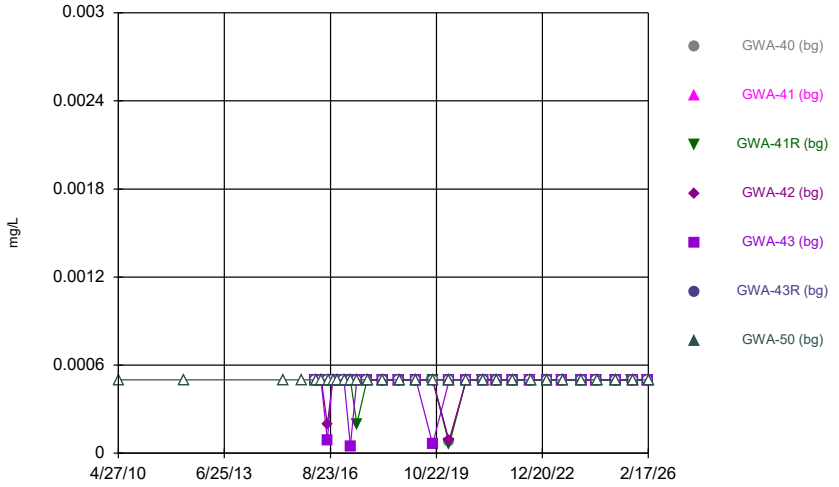

Constituent: Thallium Analysis Run 5/1/2026 4:02 PM
Plant Bowen Client: Southern Company Data: Bowen LF 3-8

Sanitas™ v.10.1.06e Software licensed to Groundwater Stats Consulting. UG
Hollow symbols indicate censored values.

Time Series

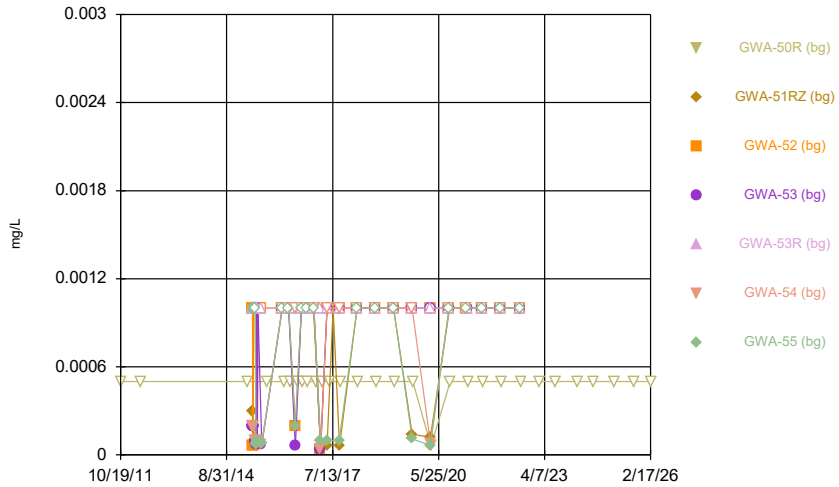

Constituent: Thallium Analysis Run 5/1/2026 4:02 PM
Plant Bowen Client: Southern Company Data: Bowen LF 3-8

Sanitas™ v.10.1.06e Software licensed to Groundwater Stats Consulting. UG
Hollow symbols indicate censored values.

Time Series

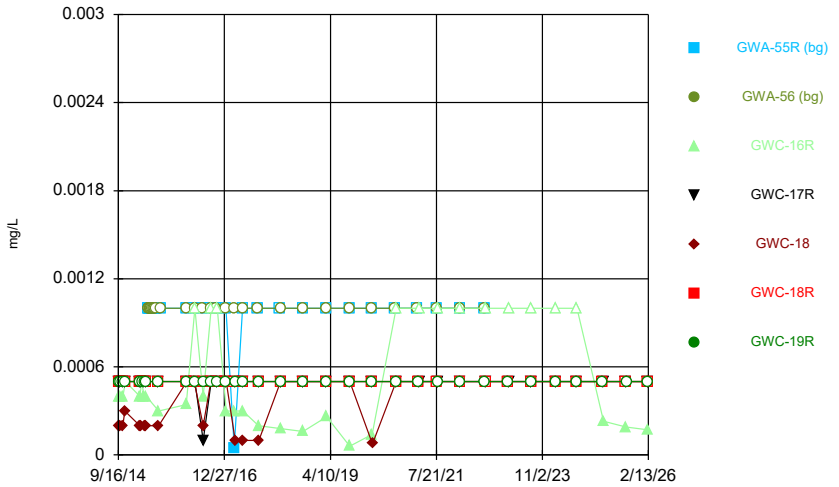

Constituent: Thallium Analysis Run 5/1/2026 4:02 PM
Plant Bowen Client: Southern Company Data: Bowen LF 3-8

Sanitas™ v.10.1.06e Software licensed to Groundwater Stats Consulting. UG
Hollow symbols indicate censored values.

Time Series

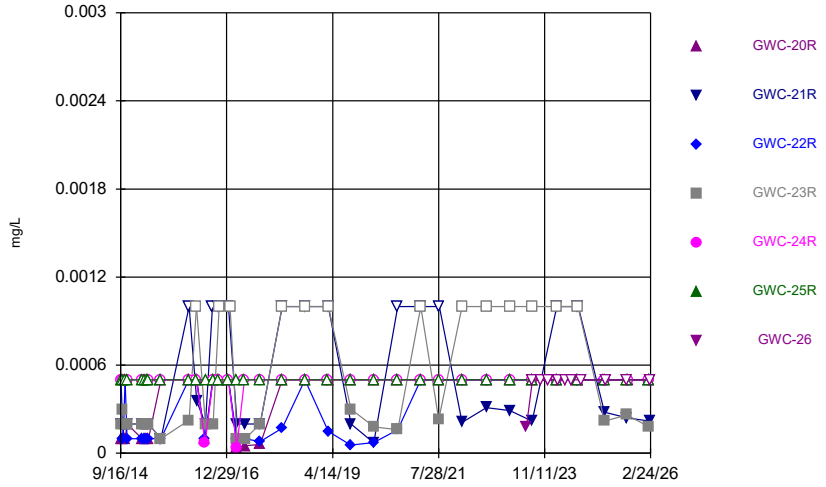

Constituent: Thallium Analysis Run 5/1/2026 4:03 PM
Plant Bowen Client: Southern Company Data: Bowen LF 3-8

Sanitas™ v.10.1.06e Software licensed to Groundwater Stats Consulting. UG
Hollow symbols indicate censored values.

Time Series

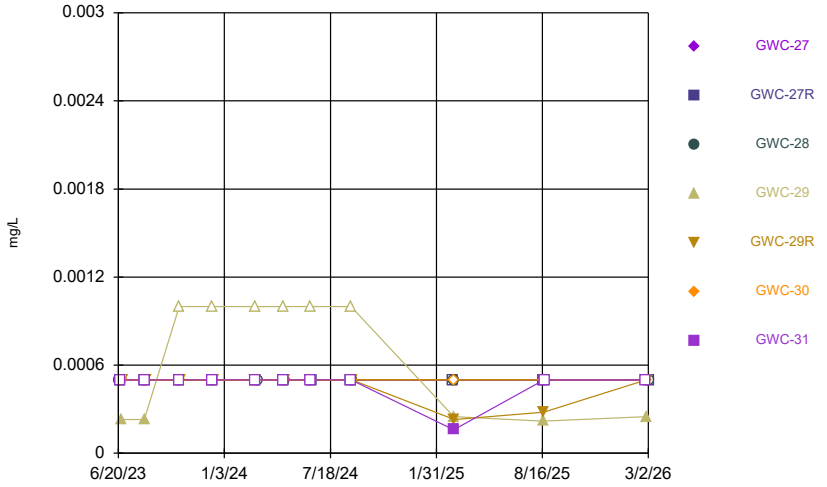

Constituent: Thallium Analysis Run 5/1/2026 4:03 PM
Plant Bowen Client: Southern Company Data: Bowen LF 3-8

Sanitas™ v.10.1.06e Software licensed to Groundwater Stats Consulting. UG
Hollow symbols indicate censored values.

Time Series

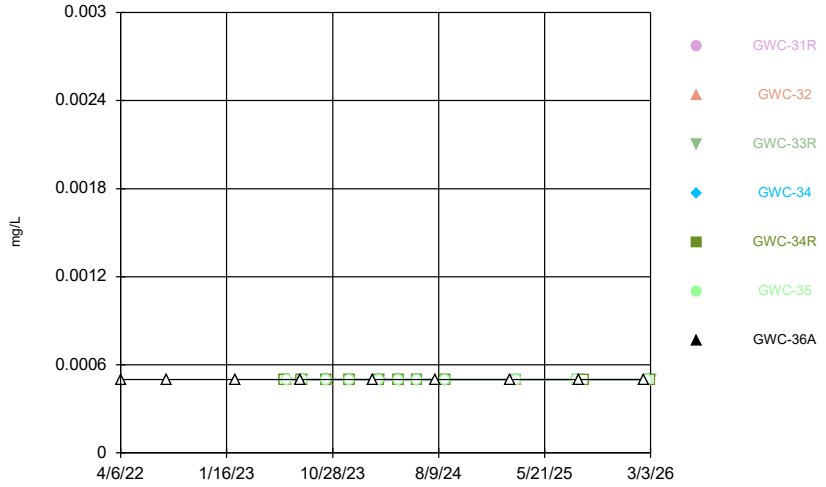

Constituent: Thallium Analysis Run 5/1/2026 4:03 PM
Plant Bowen Client: Southern Company Data: Bowen LF 3-8

Sanitas™ v.10.1.06e Software licensed to Groundwater Stats Consulting. UG
Hollow symbols indicate censored values.

Time Series

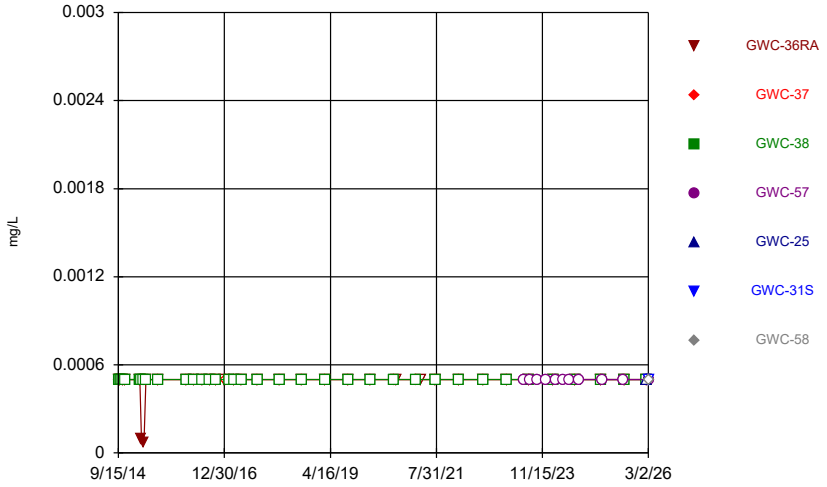

Constituent: Thallium Analysis Run 5/1/2026 4:03 PM
Plant Bowen Client: Southern Company Data: Bowen LF 3-8

Sanitas™ v.10.1.06e Software licensed to Groundwater Stats Consulting. UG
Hollow symbols indicate censored values.

Time Series

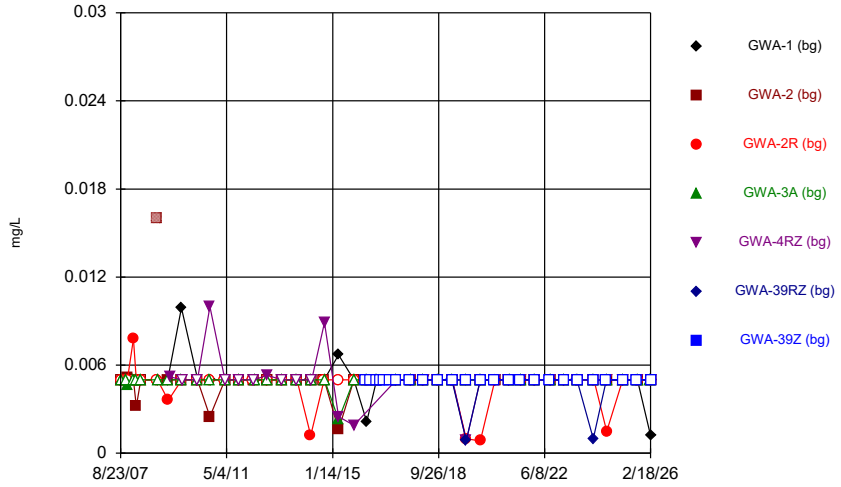

Constituent: Vanadium Analysis Run 5/1/2026 4:03 PM
Plant Bowen Client: Southern Company Data: Bowen LF 3-8

Sanitas™ v.10.1.06e Software licensed to Groundwater Stats Consulting. UG
Hollow symbols indicate censored values.

Time Series

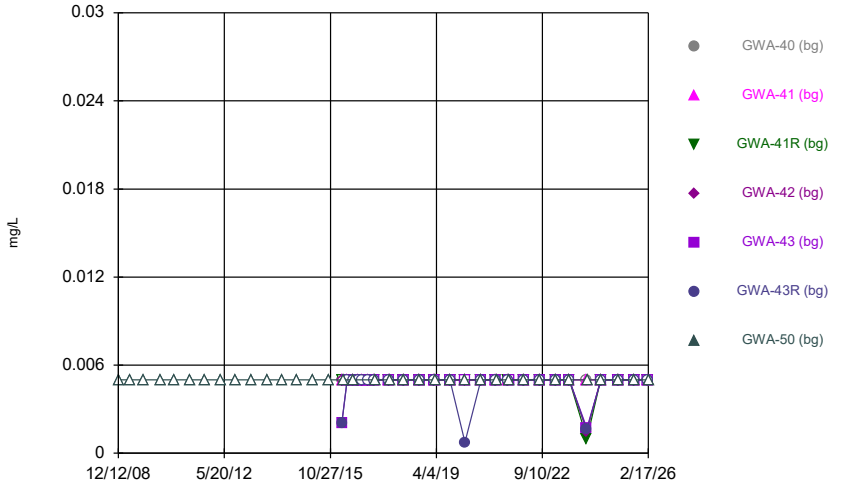

Constituent: Vanadium Analysis Run 5/1/2026 4:03 PM
Plant Bowen Client: Southern Company Data: Bowen LF 3-8

Sanitas™ v.10.1.06e Software licensed to Groundwater Stats Consulting. UG
Hollow symbols indicate censored values.

Time Series

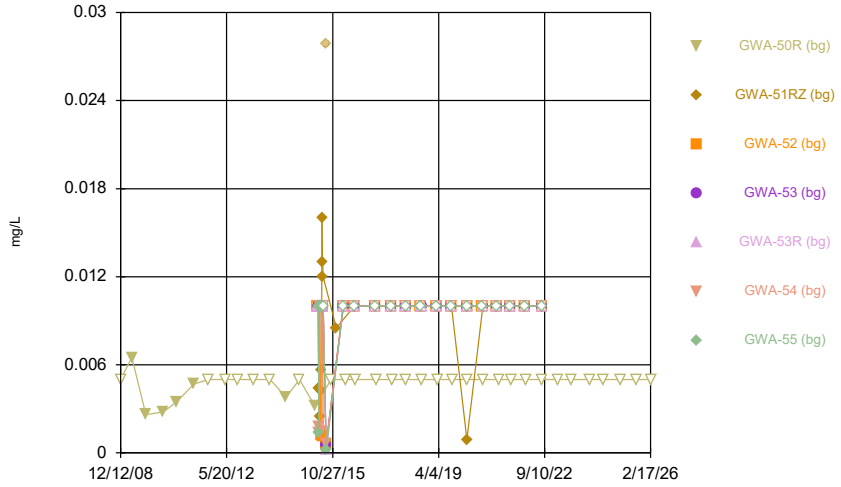

Constituent: Vanadium Analysis Run 5/1/2026 4:03 PM
Plant Bowen Client: Southern Company Data: Bowen LF 3-8

Sanitas™ v.10.1.06e Software licensed to Groundwater Stats Consulting. UG
Hollow symbols indicate censored values.

Time Series

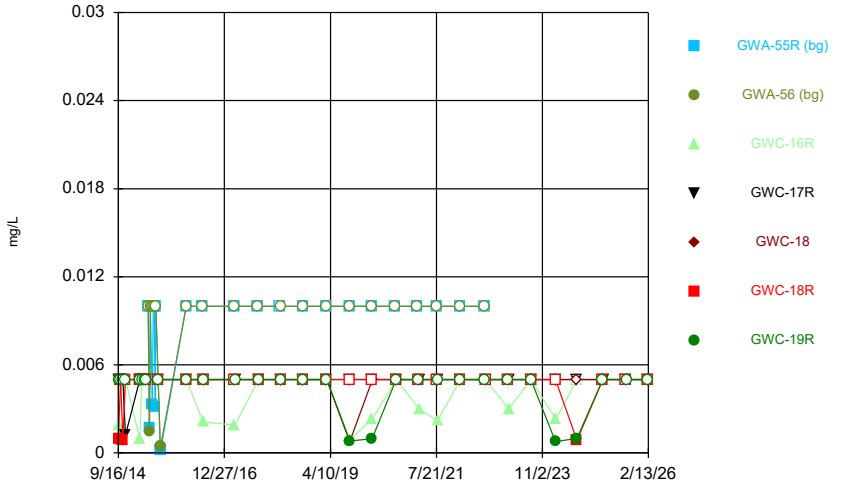

Constituent: Vanadium Analysis Run 5/1/2026 4:03 PM
Plant Bowen Client: Southern Company Data: Bowen LF 3-8

Sanitas™ v.10.1.06e Software licensed to Groundwater Stats Consulting. UG
Hollow symbols indicate censored values.

Time Series

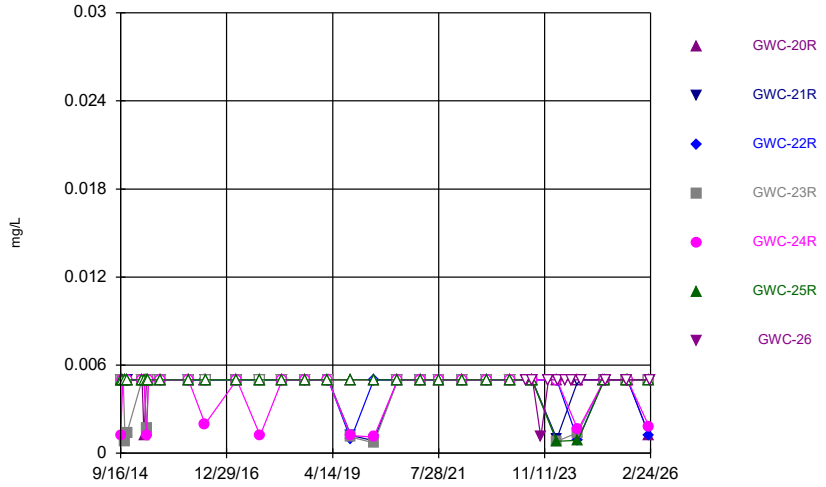

Constituent: Vanadium Analysis Run 5/1/2026 4:03 PM
Plant Bowen Client: Southern Company Data: Bowen LF 3-8

Sanitas™ v.10.1.06e Software licensed to Groundwater Stats Consulting. UG
Hollow symbols indicate censored values.

Time Series

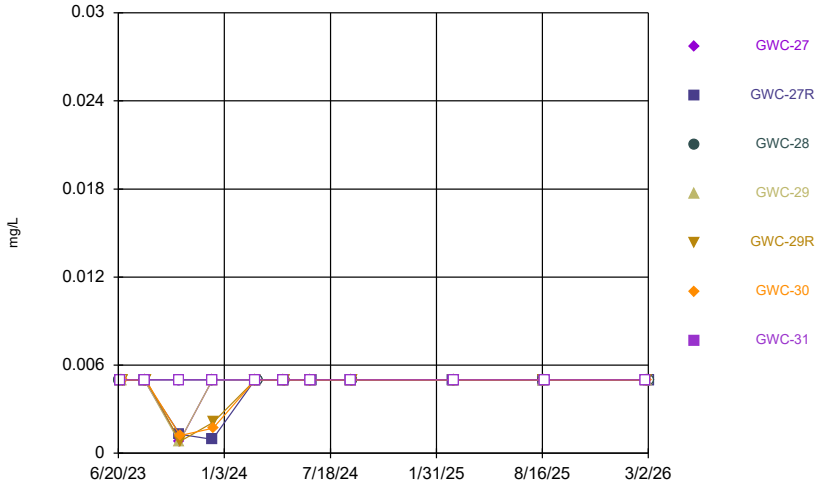

Constituent: Vanadium Analysis Run 5/1/2026 4:03 PM
Plant Bowen Client: Southern Company Data: Bowen LF 3-8

Sanitas™ v.10.1.06e Software licensed to Groundwater Stats Consulting. UG
Hollow symbols indicate censored values.

Time Series

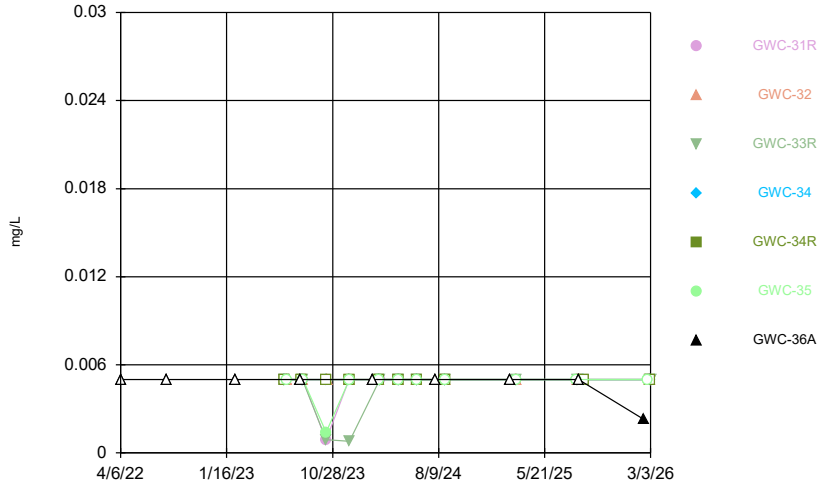

Constituent: Vanadium Analysis Run 5/1/2026 4:03 PM
Plant Bowen Client: Southern Company Data: Bowen LF 3-8

Sanitas™ v.10.1.06e Software licensed to Groundwater Stats Consulting. UG
Hollow symbols indicate censored values.

Time Series

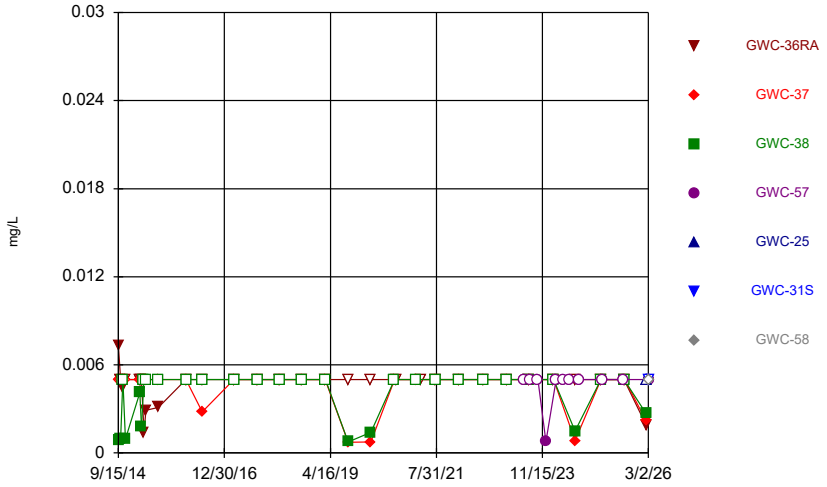

Constituent: Vanadium Analysis Run 5/1/2026 4:03 PM
Plant Bowen Client: Southern Company Data: Bowen LF 3-8

Sanitas™ v.10.1.06e Software licensed to Groundwater Stats Consulting. UG
Hollow symbols indicate censored values.

Time Series

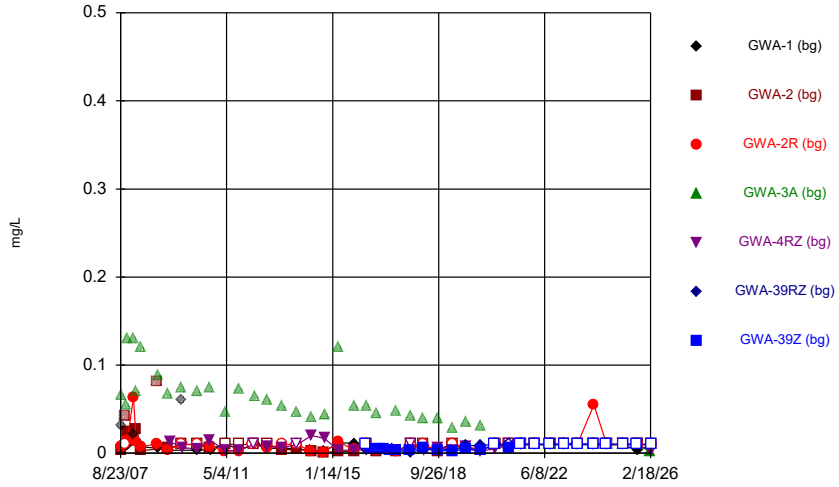

Constituent: Zinc Analysis Run 5/1/2026 4:03 PM
Plant Bowen Client: Southern Company Data: Bowen LF 3-8

Sanitas™ v.10.1.06e Software licensed to Groundwater Stats Consulting. UG
Hollow symbols indicate censored values.

Time Series

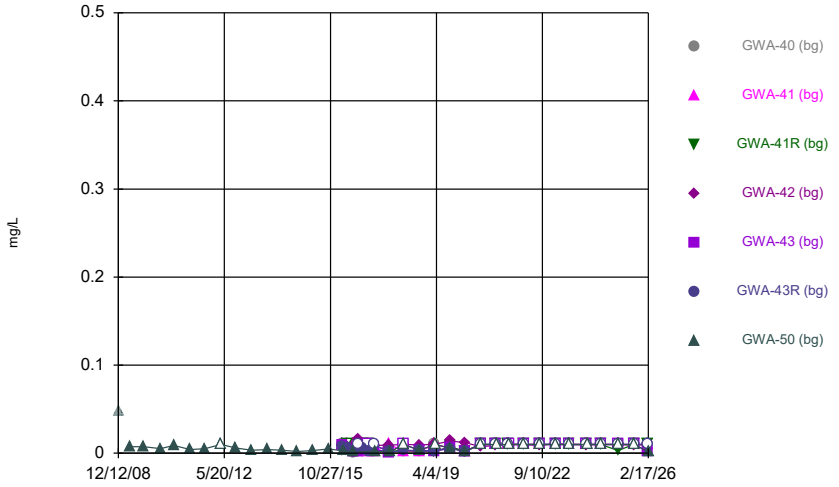

Constituent: Zinc Analysis Run 5/1/2026 4:03 PM
Plant Bowen Client: Southern Company Data: Bowen LF 3-8

Sanitas™ v.10.1.06e Software licensed to Groundwater Stats Consulting. UG
Hollow symbols indicate censored values.

Time Series

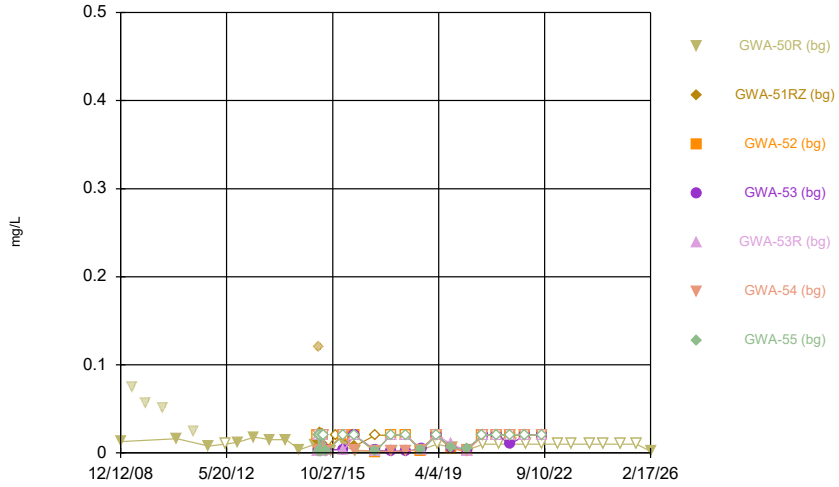

Constituent: Zinc Analysis Run 5/1/2026 4:03 PM
Plant Bowen Client: Southern Company Data: Bowen LF 3-8

Sanitas™ v.10.1.06e Software licensed to Groundwater Stats Consulting. UG
Hollow symbols indicate censored values.

Time Series

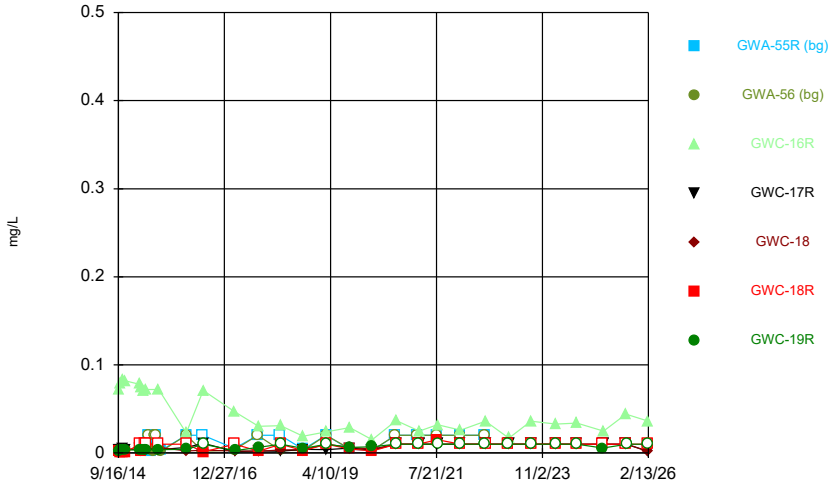

Constituent: Zinc Analysis Run 5/1/2026 4:03 PM
Plant Bowen Client: Southern Company Data: Bowen LF 3-8

Sanitas™ v.10.1.06e Software licensed to Groundwater Stats Consulting. UG
Hollow symbols indicate censored values.

Time Series

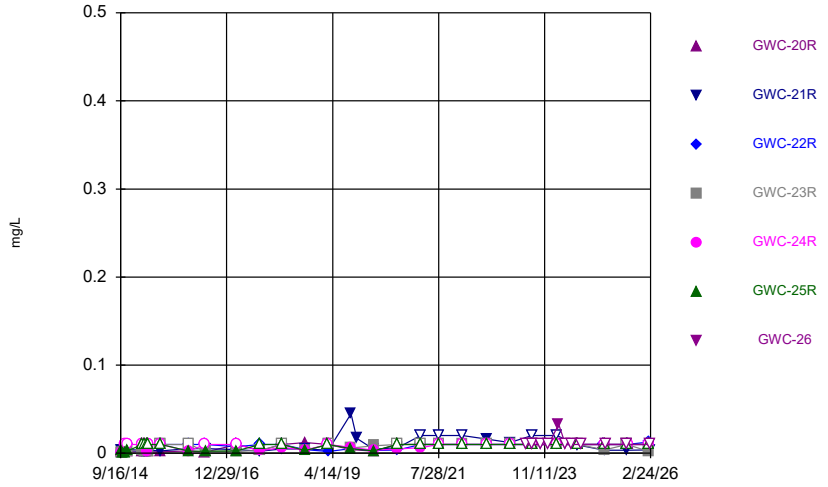

Constituent: Zinc Analysis Run 5/1/2026 4:03 PM
Plant Bowen Client: Southern Company Data: Bowen LF 3-8

Sanitas™ v.10.1.06e Software licensed to Groundwater Stats Consulting. UG
Hollow symbols indicate censored values.

Time Series

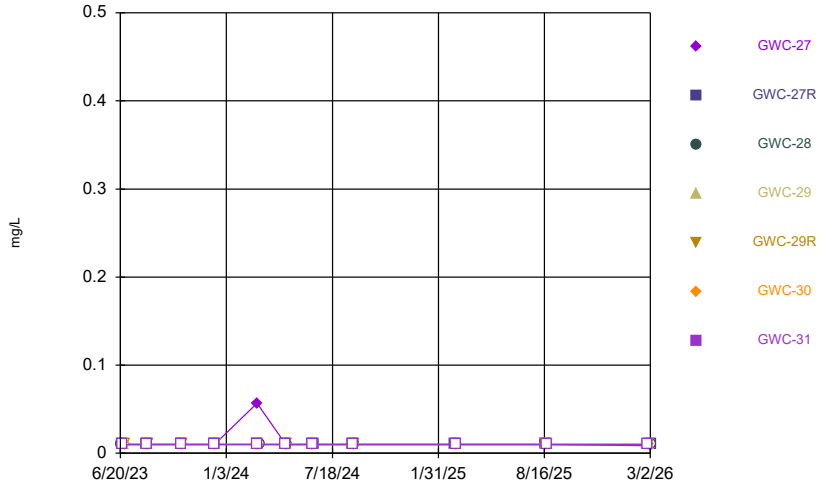

Constituent: Zinc Analysis Run 5/1/2026 4:03 PM
Plant Bowen Client: Southern Company Data: Bowen LF 3-8

Sanitas™ v.10.1.06e Software licensed to Groundwater Stats Consulting. UG
Hollow symbols indicate censored values.

Time Series

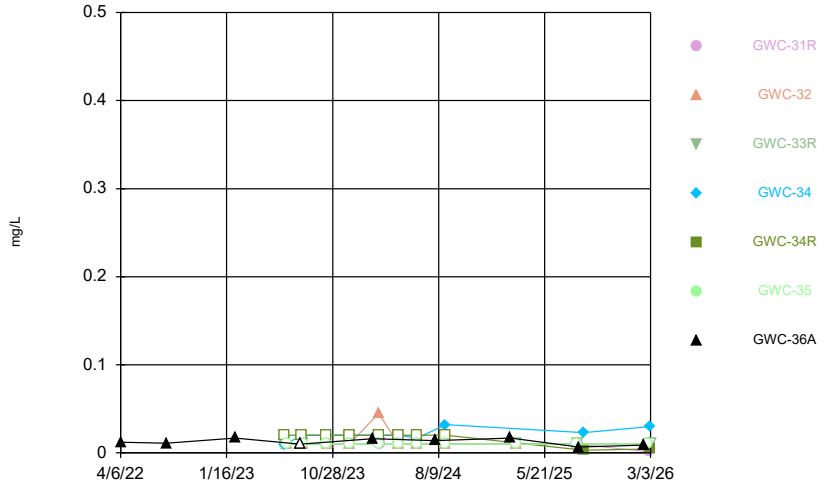

Constituent: Zinc Analysis Run 5/1/2026 4:03 PM
Plant Bowen Client: Southern Company Data: Bowen LF 3-8

Sanitas™ v.10.1.06e Software licensed to Groundwater Stats Consulting. UG
Hollow symbols indicate censored values.

Time Series

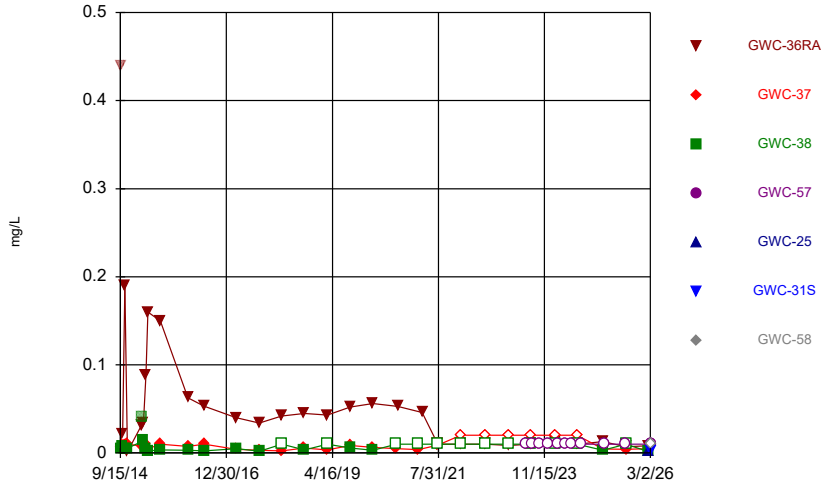

Constituent: Zinc Analysis Run 5/1/2026 4:03 PM
Plant Bowen Client: Southern Company Data: Bowen LF 3-8

Time Series

Constituent: Antimony (mg/L) Analysis Run 5/1/2026 4:03 PM

Plant Bowen Client: Southern Company Data: Bowen LF 3-8

	GWA-1 (bg)	GWA-2 (bg)	GWA-2R (bg)	GWA-3A (bg)	GWA-4RZ (bg)	GWA-39RZ (bg)	GWA-39Z (bg)
8/23/2007	<0.003	<0.002	<0.005	<0.002			
10/23/2007	<0.003						
10/24/2007		<0.002	<0.005				
11/2/2007				<0.002			
11/18/2007	<0.003	<0.002	<0.005	<0.002			
1/30/2008	<0.003						
1/31/2008		<0.002	<0.005	<0.002			
3/10/2008	<0.003		<0.005				
3/11/2008		<0.002		<0.002			
5/6/2008		<0.002					
5/13/2008	<0.003		<0.005				
5/14/2008				<0.002			
12/4/2008		<0.002	<0.005				
12/5/2008	<0.003			<0.002			
4/15/2009	<0.003			<0.002			
4/21/2009		<0.002	<0.005				
5/20/2009					<0.002		
10/7/2009	<0.003	<0.002					
10/8/2009			<0.005	<0.002			
10/19/2009					<0.002		
4/21/2010			<0.005				
4/26/2010		<0.002					
4/27/2010					<0.002		
4/28/2010				<0.002			
5/3/2010	<0.003						
9/28/2010			<0.005				
10/4/2010		<0.002			<0.002		
10/6/2010				<0.002			
10/12/2010	<0.003						
4/12/2011			<0.005				
4/13/2011		<0.002					
4/14/2011					<0.002		
4/21/2011				<0.002			
4/27/2011	<0.003						
10/4/2011			<0.005				
10/5/2011		<0.002			<0.002		
10/13/2011				<0.002			
10/17/2011	0.0054						
4/3/2012			0.0053				
4/11/2012		<0.002			<0.002		
5/1/2012				<0.002			
5/2/2012	<0.003						
10/2/2012					<0.002		
10/8/2012	<0.003						
10/9/2012		<0.002	<0.005	<0.002			
4/11/2013			0.0075	<0.002	<0.002		
4/12/2013	0.0058						
4/15/2013		<0.002					
10/15/2013		<0.002					
10/16/2013	0.01		<0.005	<0.002			
10/21/2013					<0.002		
4/10/2014			0.0081				

ND substitution: RL or RL/2 if <15% NDs.

Time Series

Constituent: Antimony (mg/L) Analysis Run 5/1/2026 4:03 PM

Plant Bowen Client: Southern Company Data: Bowen LF 3-8

	GWA-1 (bg)	GWA-2 (bg)	GWA-2R (bg)	GWA-3A (bg)	GWA-4RZ (bg)	GWA-39RZ (bg)	GWA-39Z (bg)
4/11/2014	0.0035 (J)						
4/22/2014		<0.002					
4/23/2014				<0.002	<0.002		
9/30/2014	0.0068	<0.002	0.0022 (J)				
10/4/2014				0.0031 (J)	<0.002		
3/30/2015	0.0074	<0.002	0.011				
3/31/2015				0.0068	<0.002		
10/11/2015					<0.002		
10/12/2015				<0.002			
10/13/2015	0.017	<0.002	0.0045 (J)				
3/14/2016							<0.002
3/22/2016	0.00567						
3/23/2016		<0.002	0.00281 (J)	0.0035			
5/11/2016							0.000839 (J)
5/19/2016	0.00319		0.00264 (J)				
5/20/2016		<0.002					
5/23/2016				<0.002			
7/19/2016							0.0024 (J)
7/29/2016	0.0025 (J)	<0.002	0.0069	0.0029 (J)			
9/15/2016							0.0009 (J)
9/22/2016			0.0066	0.0041			
9/23/2016	0.0051	<0.002					
11/2/2016							0.001 (J)
11/9/2016	0.0097	0.001 (J)					
11/10/2016			0.0024 (J)	0.0048			
1/18/2017							0.0017 (J)
1/30/2017	0.0032						
1/31/2017		<0.002	0.0064	<0.002			
2/21/2017						0.0057	
2/22/2017					0.0018 (J)		
3/27/2017						0.0013 (J)	
3/28/2017							0.0006 (J)
3/30/2017	0.0028 (J)	<0.002		0.001 (J)			
4/3/2017			0.0049				
4/7/2017					0.0008 (J)		
6/7/2017							0.0003 (J)
6/8/2017						0.0035	
6/9/2017	0.0018 (J)		0.0024 (J)				
6/12/2017		0.0006 (J)		0.0016 (J)			
6/14/2017					0.0011 (J)		
7/12/2017					0.0015 (J)		
7/17/2017						0.005	
7/20/2017					<0.002		
7/27/2017						0.0033	
7/28/2017					<0.002		
8/9/2017					<0.002	0.0012 (J)	
8/24/2017					0.0007 (J)		
9/26/2017							<0.002
9/29/2017						0.0013 (J)	
10/2/2017	0.0014 (J)	<0.002	0.0045				
10/3/2017					<0.002		
10/4/2017				0.0009 (J)			

ND substitution: RL or RL/2 if <15% NDs.

Time Series

Constituent: Antimony (mg/L) Analysis Run 5/1/2026 4:03 PM

Plant Bowen Client: Southern Company Data: Bowen LF 3-8

	GWA-1 (bg)	GWA-2 (bg)	GWA-2R (bg)	GWA-3A (bg)	GWA-4RZ (bg)	GWA-39RZ (bg)	GWA-39Z (bg)
3/14/2018							<0.002
3/16/2018	0.0014 (J)		0.021 (O)			0.0078	
3/19/2018		<0.002		0.0019 (J)			
3/21/2018					<0.002		
9/12/2018							<0.002
9/14/2018		<0.002	0.0054			0.0056	
9/17/2018	0.001 (J)			0.0011 (J)			
9/18/2018					<0.002		
3/14/2019						0.014 (O)	
3/15/2019							<0.002
3/19/2019			0.0019 (J)				
3/20/2019	<0.003	<0.002		0.0019 (J)			
3/21/2019					<0.002		
9/9/2019							0.00079 (J)
9/11/2019						0.0098	
9/12/2019	0.0037	<0.002					
9/13/2019			0.0044	0.0013 (J)	0.00052 (J)		
3/9/2020						0.0013 (J)	0.0011 (J)
3/11/2020	0.00079 (J)	<0.002	0.002 (J)	0.0045			
3/12/2020					0.0017 (J)		
9/10/2020							0.0003 (J)
9/15/2020	0.0061	<0.002	0.0037				
9/16/2020						0.0028 (J)	
9/17/2020					0.00087 (J)		
3/12/2021							0.0039
3/16/2021	0.0014 (J)		0.005		0.00082 (J)	0.00041 (J)	
3/17/2021		<0.002					
3/29/2021				<0.002			
8/4/2021							0.00083 (J)
8/6/2021						<0.003	
8/9/2021	0.0027 (J)	<0.002	0.0033	<0.002			
8/10/2021					0.0013 (J)		
1/31/2022							<0.002
2/1/2022	0.0028 (J)	<0.002	0.0029 (J)				
2/2/2022				<0.002		<0.003	
2/3/2022					<0.002		
8/10/2022							<0.002
8/16/2022	0.0084	<0.002	0.002 (J)	<0.002		0.001 (J)	
8/17/2022					<0.002		
2/13/2023							0.00087 (J)
2/14/2023						0.0019 (J)	
2/16/2023	0.016	<0.002	0.0048				
2/17/2023				<0.002	<0.002		
7/25/2023						<0.003	
7/26/2023							0.0028 (J)
7/27/2023	0.011	<0.002	0.0095				
7/28/2023					<0.002		
8/1/2023				<0.002			
2/19/2024						0.0016 (J)	0.00081 (J)
2/22/2024	0.0014 (J)	<0.002		<0.002			
2/26/2024			0.0019 (J)				
2/27/2024					<0.002		

ND substitution: RL or RL/2 if <15% NDs.

Time Series

Constituent: Antimony (mg/L) Analysis Run 5/1/2026 4:03 PM

Plant Bowen Client: Southern Company Data: Bowen LF 3-8

	GWA-1 (bg)	GWA-2 (bg)	GWA-2R (bg)	GWA-3A (bg)	GWA-4RZ (bg)	GWA-39RZ (bg)	GWA-39Z (bg)
8/1/2024						0.00097 (J)	<0.002
8/6/2024			0.0021 (J)				
8/7/2024	0.0028 (J)	<0.002					
8/8/2024				<0.002	<0.002		
2/25/2025							<0.002
2/26/2025				<0.002		0.0022 (J)	
2/27/2025	0.00062 (J)	<0.002	0.0042				
2/28/2025					<0.002		
8/28/2025						0.0011 (J)	<0.002
9/2/2025	0.0016 (J)	<0.002	0.0024	<0.002			
9/3/2025					<0.002		
2/17/2026				<0.002			
2/18/2026	0.0026	<0.002	0.0017 (J)		<0.002	0.0015 (J)	<0.002

ND substitution: RL or RL/2 if <15% NDs.

Time Series

Constituent: Antimony (mg/L) Analysis Run 5/1/2026 4:03 PM

Plant Bowen Client: Southern Company Data: Bowen LF 3-8

	GWA-40 (bg)	GWA-41 (bg)	GWA-41R (bg)	GWA-42 (bg)	GWA-43 (bg)	GWA-43R (bg)	GWA-50 (bg)
12/12/2008							<0.002
4/23/2009							<0.002
10/6/2009							<0.002
4/27/2010							<0.002
9/30/2010							<0.002
4/14/2011							<0.002
10/5/2011							<0.002
4/11/2012							<0.002
10/2/2012							<0.002
4/9/2013							<0.002
10/15/2013							<0.002
4/10/2014							<0.002
10/1/2014							<0.002
3/30/2015							<0.002
10/11/2015							<0.002
3/11/2016				<0.002	<0.002	<0.002	
3/15/2016	<0.002	<0.002	<0.002				
3/28/2016							0.00139 (J)
5/11/2016	<0.002						
5/12/2016		<0.002					
5/13/2016			<0.002		<0.002	<0.002	
5/16/2016				<0.002			
5/23/2016							0.000677 (J)
7/19/2016					0.0004 (J)	<0.002	
7/20/2016		<0.002					
7/21/2016	<0.002		0.0007 (J)				
7/22/2016				0.002 (J)			
8/1/2016							0.001 (J)
9/15/2016	<0.002	<0.002					
9/16/2016					<0.002	<0.002	
9/19/2016				<0.002			
9/21/2016			<0.002				
9/26/2016							<0.002
11/2/2016					<0.002	<0.002	
11/3/2016	0.0021 (J)	<0.002	<0.002	<0.002			
11/10/2016							0.0022 (J)
1/17/2017	<0.002		<0.002	<0.002			
1/18/2017		<0.002			<0.002	0.0013 (J)	
1/30/2017							<0.002
3/24/2017	<0.002	<0.002					
3/27/2017			0.0008 (J)	<0.002			
3/28/2017					<0.002	<0.002	
4/7/2017							<0.002
5/24/2017	<0.002						
6/6/2017		<0.002	<0.002		<0.002	0.0007 (J)	
6/7/2017				<0.002			
6/12/2017							0.001 (J)
9/22/2017					<0.002	0.0012 (J)	
9/25/2017		<0.002	0.0035				
9/26/2017	<0.002			<0.002			
10/2/2017							<0.002
3/14/2018	<0.002	<0.002	<0.002	<0.002	<0.002		

ND substitution: RL or RL/2 if <15% NDs.

Time Series

Constituent: Antimony (mg/L) Analysis Run 5/1/2026 4:03 PM

Plant Bowen Client: Southern Company Data: Bowen LF 3-8

	GWA-40 (bg)	GWA-41 (bg)	GWA-41R (bg)	GWA-42 (bg)	GWA-43 (bg)	GWA-43R (bg)	GWA-50 (bg)
3/15/2018						<0.002	
3/16/2018							<0.002
9/12/2018	<0.002	<0.002	0.003 (J)		<0.002	<0.002	
9/14/2018				<0.002			
9/17/2018							<0.002
3/13/2019	<0.002				<0.002	<0.002	
3/14/2019		<0.002	<0.002	<0.002			
3/19/2019							<0.002
9/9/2019	<0.002						
9/10/2019		<0.002	0.0029 (J)	<0.002			
9/11/2019					<0.002	0.00029 (J)	
9/13/2019							<0.002
3/6/2020		<0.002		<0.002			
3/9/2020	<0.002		0.0037		0.00062 (J)	0.00037 (J)	
3/11/2020							0.0005 (J)
9/10/2020		<0.002	0.0019 (J)	<0.002			
9/11/2020	<0.002				<0.002		
9/14/2020						<0.002	
9/16/2020							<0.002
3/10/2021	<0.002		0.00037 (J)				
3/11/2021		0.00038 (J)		<0.002	<0.002	0.00074 (J)	
3/17/2021							<0.002
8/4/2021	<0.002	<0.002	<0.002	<0.002			
8/5/2021						<0.002	
8/6/2021					<0.002		
8/9/2021							<0.002
1/31/2022	0.0014 (J)	<0.002	0.0011 (J)	<0.002	<0.002	<0.002	
2/1/2022							0.0015 (J)
8/10/2022				<0.002		<0.002	
8/11/2022		<0.002	<0.002		<0.002		
8/12/2022	<0.002						
8/16/2022							<0.002
2/13/2023	<0.002	<0.002	0.0045	<0.002		<0.002	
2/14/2023					<0.002		
2/16/2023							<0.002
7/25/2023		0.0029 (J)	0.0021 (J)		<0.002	<0.002	
7/26/2023	<0.002			<0.002			
7/28/2023							<0.002
2/19/2024	<0.002	<0.002	<0.002				
2/20/2024				<0.002	<0.002	0.0015 (J)	
2/22/2024							<0.002
8/1/2024	<0.002	<0.002	0.00085 (J)	<0.002			
8/2/2024					<0.002	0.00086 (J)	
8/8/2024							<0.002
2/25/2025	<0.002	<0.002	0.0089 (o)	<0.002	<0.002	<0.002	
2/27/2025							<0.002
8/27/2025	<0.002		0.0027				
8/28/2025		<0.002		<0.002	<0.002	<0.002	
9/2/2025							<0.002
2/16/2026	<0.002	<0.002	<0.002	<0.002	<0.002	<0.002	
2/17/2026							<0.002

ND substitution: RL or RL/2 if <15% NDs.

Time Series

Constituent: Antimony (mg/L) Analysis Run 5/1/2026 4:03 PM

Plant Bowen Client: Southern Company Data: Bowen LF 3-8

	GWA-50R (bg)	GWA-51RZ (bg)	GWA-52 (bg)	GWA-53 (bg)	GWA-53R (bg)	GWA-54 (bg)	GWA-55 (bg)
12/12/2008	<0.002						
4/23/2009	<0.002						
10/6/2009	<0.002						
5/3/2010	<0.002						
10/11/2010	<0.002						
4/27/2011	<0.002						
10/19/2011	<0.002						
5/1/2012	<0.002						
10/2/2012	<0.002						
4/10/2013	<0.002						
10/16/2013	<0.002						
4/22/2014	<0.002						
10/1/2014	<0.002						
3/30/2015	<0.002						
5/8/2015		<0.003	<0.003		<0.003		
5/9/2015				<0.003		<0.003	<0.003
5/17/2015		<0.003	<0.003		<0.003		
5/18/2015				<0.003		<0.003	<0.003
5/25/2015		<0.003	<0.003	<0.003	<0.003	<0.003	
5/26/2015							<0.003
6/8/2015		<0.003	<0.003	<0.003	<0.003		
6/9/2015						<0.003	<0.003
6/17/2015				<0.003		<0.003	<0.003
6/18/2015		<0.003	<0.003		<0.003		
6/24/2015		<0.003	<0.003	<0.003	<0.003		
6/25/2015						<0.003	<0.003
6/30/2015		<0.003	<0.003	<0.003	<0.003		
7/1/2015						<0.003	<0.003
7/6/2015		<0.003	<0.003	<0.003	<0.003		
7/7/2015						<0.003	<0.003
8/12/2015		<0.003	<0.003	<0.003	<0.003	<0.003	
8/13/2015							<0.003
10/11/2015	<0.002						
12/8/2015		<0.003					
2/29/2016			<0.003				
3/2/2016				0.000782 (J)	0.00106 (J)	<0.003	0.000608 (J)
3/28/2016	<0.002						
5/3/2016				<0.003	0.00171 (J)		<0.003
5/4/2016		0.00254 (J)	<0.003			<0.003	
5/25/2016	<0.002						
7/7/2016		0.0033					
7/8/2016			0.0013 (J)	0.0005 (J)		<0.003	
7/11/2016					0.0003 (J)		0.0004 (J)
8/1/2016	0.0009 (J)						
9/7/2016					0.0013 (J)		
9/8/2016		0.0046 (O)	<0.003	0.0009 (J)		0.0019 (J)	
9/9/2016							<0.003
9/26/2016	<0.002						
10/26/2016		0.001 (J)	<0.003	0.0012 (J)		<0.003	<0.003
10/27/2016					0.0011 (J)		
11/11/2016	<0.002						
1/6/2017		0.0011 (J)	<0.003		0.0013 (J)		

ND substitution: RL or RL/2 if <15% NDs.

Time Series

Constituent: Antimony (mg/L) Analysis Run 5/1/2026 4:03 PM

Plant Bowen Client: Southern Company Data: Bowen LF 3-8

	GWA-50R (bg)	GWA-51RZ (bg)	GWA-52 (bg)	GWA-53 (bg)	GWA-53R (bg)	GWA-54 (bg)	GWA-55 (bg)
1/9/2017				<0.003		<0.003	<0.003
1/30/2017	<0.002						
3/15/2017		0.0006 (J)	<0.003			<0.003	
3/16/2017				<0.003	0.0029 (J)		<0.003
4/3/2017	<0.002						
5/17/2017			<0.003				
5/18/2017		0.0009 (J)				<0.003	<0.003
5/19/2017				0.0005 (J)	<0.003		
6/12/2017	<0.002						
7/19/2017		<0.003					
9/15/2017			<0.003			<0.003	<0.003
9/19/2017		<0.003		<0.003	<0.003		
10/2/2017	<0.002						
3/12/2018							<0.003
3/13/2018		<0.003	<0.003	<0.003	0.0034	<0.003	
3/16/2018	<0.002						
9/6/2018			<0.003			0.001 (J)	
9/7/2018		<0.003					<0.003
9/11/2018				<0.003	0.0033		
9/18/2018	<0.002						
3/7/2019			<0.003			<0.003	
3/8/2019		<0.003		<0.003			<0.003
3/12/2019					0.002 (J)		
3/19/2019	<0.002						
9/4/2019			<0.003				
9/5/2019		0.0006 (J)		0.00035 (J)	0.00035 (J)	<0.003	<0.003
9/12/2019	<0.002						
3/2/2020			<0.003				
3/3/2020		<0.003				0.0011 (J)	<0.003
3/4/2020				0.0019 (J)	0.00053 (J)		
3/11/2020	<0.002						
9/3/2020			<0.003				
9/4/2020							0.00065 (J)
9/8/2020				0.0017 (J)	0.00078 (J)	<0.003	
9/9/2020		0.00035 (J)					
9/15/2020	0.00048 (J)						
2/24/2021			<0.003				
2/25/2021		0.00061 (J)				<0.003	<0.003
2/26/2021				<0.003	0.0006 (J)		
3/17/2021	<0.002						
7/27/2021			0.0028 (J)			0.00086 (J)	
7/28/2021		0.00082 (J)					<0.003
7/29/2021				0.00096 (J)	0.00096 (J)		
8/9/2021	<0.002						
1/25/2022			<0.003			<0.003	
1/26/2022		<0.003		<0.003	<0.003		<0.003
2/2/2022	<0.002						
8/5/2022			<0.003			<0.003	
8/8/2022				<0.003	<0.003		<0.003
8/9/2022		<0.003					
8/17/2022	<0.002						
2/16/2023	<0.002						

ND substitution: RL or RL/2 if <15% NDs.

Time Series

Constituent: Antimony (mg/L) Analysis Run 5/1/2026 4:03 PM

Plant Bowen Client: Southern Company Data: Bowen LF 3-8

	GWA-50R (bg)	GWA-51RZ (bg)	GWA-52 (bg)	GWA-53 (bg)	GWA-53R (bg)	GWA-54 (bg)	GWA-55 (bg)
7/28/2023	<0.002						
2/22/2024	<0.002						
8/8/2024	<0.002						
2/28/2025	<0.002						
9/2/2025	<0.002						
2/17/2026	<0.002						

ND substitution: RL or RL/2 if <15% NDs.

Time Series

Constituent: Antimony (mg/L) Analysis Run 5/1/2026 4:03 PM

Plant Bowen Client: Southern Company Data: Bowen LF 3-8

	GWA-55R (bg)	GWA-56 (bg)	GWC-16R	GWC-17R	GWC-18	GWC-18R	GWC-19R
9/16/2014			<0.005				
9/17/2014				<0.002	<0.002	<0.002	<0.002
10/4/2014			<0.005	<0.002	<0.002	<0.002	<0.002
10/21/2014			<0.005	<0.002	<0.002	<0.002	<0.002
11/5/2014					<0.002		<0.002
11/11/2014			<0.005	<0.002		<0.002	
3/3/2015			<0.005	<0.002	<0.002	<0.002	<0.002
3/18/2015			<0.005	<0.002	<0.002	<0.002	
3/19/2015							<0.002
4/6/2015			<0.005	<0.002			
4/7/2015					<0.002	<0.002	<0.002
4/23/2015			<0.005	<0.002	<0.002	<0.002	
4/24/2015							<0.002
5/9/2015	<0.003	<0.003					
5/18/2015	<0.003						
5/19/2015		<0.003					
5/26/2015	<0.003	<0.003					
6/9/2015	<0.003	<0.003					
6/17/2015	<0.003	<0.003					
6/25/2015	<0.003	<0.003					
7/1/2015	<0.003	<0.003					
7/7/2015	<0.003	<0.003					
7/29/2015			<0.005	<0.002	<0.002	<0.002	<0.002
8/13/2015	<0.003	<0.003					
3/3/2016	<0.003	<0.003	0.00472				
3/4/2016				0.00118 (J)			
3/7/2016					<0.002	<0.002	<0.002
5/3/2016	<0.003						
5/5/2016					<0.002	0.000672 (J)	
5/9/2016		<0.003					<0.002
5/10/2016			0.0047	0.000641 (J)			
7/11/2016	0.0008 (J)	<0.003					
7/13/2016			0.0083		0.0003 (J)	0.0008 (J)	
7/14/2016				0.0022 (J)			0.0006 (J)
9/9/2016	0.0009 (J)	<0.003					
9/12/2016						<0.002	<0.002
9/13/2016					<0.002		
9/14/2016				0.0012 (J)			
9/15/2016			0.0013 (J)				
10/26/2016		<0.003					
10/27/2016	<0.003						
10/31/2016					<0.002		<0.002
11/1/2016				<0.002		<0.002	
11/2/2016			0.0021 (J)				
1/9/2017	0.0023 (J)	0.0012 (J)					
1/11/2017			0.0086	<0.002		<0.002	<0.002
1/12/2017					<0.002		
3/15/2017		<0.003					
3/16/2017	0.0007 (J)						
3/20/2017			0.0187			0.0005 (J)	
3/21/2017				<0.002			<0.002
3/23/2017					<0.002		

ND substitution: RL or RL/2 if <15% NDs.

Time Series

Constituent: Antimony (mg/L) Analysis Run 5/1/2026 4:03 PM

Plant Bowen Client: Southern Company Data: Bowen LF 3-8

	GWA-55R (bg)	GWA-56 (bg)	GWC-16R	GWC-17R	GWC-18	GWC-18R	GWC-19R
5/18/2017	0.0012 (J)	<0.003					
5/22/2017						<0.002	<0.002
5/23/2017			0.0097	<0.002	<0.002		
9/15/2017		<0.003					
9/18/2017	<0.003						
9/20/2017							<0.002
9/21/2017			0.0078			0.0008 (J)	
9/22/2017				<0.002			
9/25/2017					<0.002		
3/12/2018	<0.003						
3/13/2018		<0.003					
3/14/2018			0.015	<0.002	<0.002	<0.002	<0.002
9/7/2018	<0.003	<0.003	0.0026 (J)			<0.002	
9/10/2018							<0.002
9/11/2018				<0.002	<0.002		
3/7/2019	<0.003	<0.003					
3/11/2019			0.02				
3/12/2019				<0.002	<0.002	0.00091 (J)	<0.002
9/4/2019		<0.003					
9/5/2019	<0.003						
9/6/2019						0.00028 (J)	
9/9/2019			0.011		<0.002		<0.002
9/10/2019				<0.002			
3/4/2020	<0.003	<0.003	0.019				<0.002
3/5/2020				<0.002		0.00068 (J)	
3/6/2020					0.00049 (J)		
9/4/2020	<0.003	<0.003					
9/9/2020			0.015	<0.002	<0.002	<0.002	<0.002
2/25/2021	<0.003	<0.003					
2/26/2021					<0.002	0.00059 (J)	<0.002
3/9/2021			0.018				
3/10/2021				<0.002			
7/28/2021	<0.003	<0.003					
7/29/2021					<0.002	0.0024 (J)	
7/30/2021			0.019	<0.002			
8/3/2021							<0.002
1/26/2022		<0.003					
1/27/2022	<0.003					<0.002	<0.002
1/28/2022			0.027	<0.002	<0.002		
8/5/2022		<0.003					
8/8/2022	<0.003						
8/9/2022							<0.002
8/10/2022					<0.002	<0.002	
8/11/2022			0.0099	<0.002			
2/9/2023					<0.002	<0.002	<0.002
2/10/2023			0.02	<0.002			
8/3/2023				0.0033	<0.002		
8/4/2023			0.012			<0.002	<0.002
2/14/2024					<0.002	<0.002	<0.002
2/15/2024			0.022	0.00063 (J)			
7/31/2024			0.0053	<0.002	<0.002	<0.002	0.00091 (J)
2/19/2025						<0.002	

ND substitution: RL or RL/2 if <15% NDs.

Time Series

Constituent: Antimony (mg/L) Analysis Run 5/1/2026 4:03 PM

Plant Bowen Client: Southern Company Data: Bowen LF 3-8

	GWA-55R (bg)	GWA-56 (bg)	GWC-16R	GWC-17R	GWC-18	GWC-18R	GWC-19R
2/20/2025					<0.002		<0.002
2/25/2025			0.013	<0.002			
8/21/2025			0.018				
8/22/2025				<0.002		<0.002	
8/26/2025					<0.002		
8/27/2025							<0.002
2/12/2026					<0.002	<0.002	<0.002
2/13/2026			0.0092	<0.002			

ND substitution: RL or RL/2 if <15% NDs.

Time Series

Constituent: Antimony (mg/L) Analysis Run 5/1/2026 4:03 PM

Plant Bowen Client: Southern Company Data: Bowen LF 3-8

	GWC-20R	GWC-21R	GWC-22R	GWC-23R	GWC-24R	GWC-25R	GWC-26
9/16/2014					<0.002	<0.002	
9/18/2014	<0.002	<0.002	<0.003	<0.002			
10/4/2014					<0.002	<0.002	
10/5/2014	<0.002	<0.002	<0.003	<0.002			
10/22/2014	<0.002	<0.002	<0.003	<0.002			
10/23/2014					<0.002	<0.002	
11/5/2014	<0.002	<0.002	<0.003	<0.002			
11/10/2014					<0.002	<0.002	
3/4/2015	<0.002	<0.002	<0.003	<0.002	<0.002	<0.002	
3/19/2015	<0.002	<0.002	<0.003				
3/20/2015				<0.002	<0.002	<0.002	
4/7/2015	<0.002						
4/8/2015		<0.002	<0.003	<0.002	<0.002		
4/9/2015						<0.002	
4/23/2015				<0.002	<0.002	<0.002	
4/24/2015	<0.002	<0.002	<0.003				
7/30/2015	<0.002	<0.002	<0.003	<0.002	<0.002	<0.002	
3/4/2016					0.0015 (J)		
3/7/2016			<0.003				
3/8/2016	<0.002	0.00318				0.00198 (J)	
3/9/2016				<0.002			
5/4/2016						0.00107 (J)	
5/5/2016			<0.003		0.000761 (J)		
5/6/2016				0.000666 (J)			
5/9/2016	<0.002	0.00454					
7/12/2016					0.0094 (O)		
7/14/2016	0.0004 (J)		<0.003				
7/15/2016		0.0056		0.0004 (J)			
7/18/2016						0.0004 (J)	
9/9/2016		0.0033					
9/12/2016	<0.002		<0.003				
9/13/2016					0.0072 (O)	0.0028 (J)	
9/14/2016				0.0022 (J)			
10/27/2016		0.0046	<0.003		0.005	0.0011 (J)	
10/31/2016	<0.002						
11/1/2016				<0.002			
1/12/2017	<0.002	0.0064					
1/13/2017			<0.003		0.0012 (J)	<0.002	
1/25/2017				<0.002			
3/16/2017						0.0009 (J)	
3/20/2017			<0.003		0.0014 (J)		
3/21/2017		0.0058					
3/22/2017	<0.002			0.0006 (J)			
5/19/2017					0.0006 (J)	<0.002	
5/22/2017	<0.002						
5/23/2017		0.0023 (J)	<0.003				
5/24/2017				<0.002			
9/19/2017	<0.002	0.0018 (J)	<0.003		<0.002	<0.002	
9/21/2017				<0.002			
3/13/2018			<0.003		0.0016 (J)	0.00093 (J)	
3/14/2018	<0.002	0.0063		<0.002			
9/7/2018			<0.003				

ND substitution: RL or RL/2 if <15% NDs.

Time Series

Constituent: Antimony (mg/L) Analysis Run 5/1/2026 4:03 PM

Plant Bowen Client: Southern Company Data: Bowen LF 3-8

	GWC-20R	GWC-21R	GWC-22R	GWC-23R	GWC-24R	GWC-25R	GWC-26
9/10/2018	<0.002	0.0033					
9/11/2018				<0.002	<0.002	<0.002	
3/8/2019					<0.002	<0.002	
3/11/2019		0.0029 (J)	<0.003				
3/12/2019	<0.002			<0.002			
9/5/2019			<0.003		0.00033 (J)	<0.002	
9/6/2019	<0.002	0.01		0.00029 (J)			
10/21/2019		0.002 (J)					
3/3/2020		0.0019 (J)	<0.003		<0.002	<0.002	
3/5/2020	<0.002			<0.002			
9/4/2020	<0.002					0.0013 (J)	
9/8/2020		0.0041	<0.003				
9/9/2020				<0.002	0.00094 (J)		
3/9/2021	<0.002	0.0024 (J)	<0.003		0.00035 (J)	<0.002	
3/10/2021				<0.002			
7/29/2021					0.0011 (J)		
7/30/2021				<0.002			
8/2/2021	<0.002	0.0048	<0.003			<0.002	
1/27/2022	<0.002		<0.003			<0.002	
1/28/2022		0.0061		<0.002	<0.002		
8/9/2022	<0.002				<0.002	<0.002	
8/10/2022		0.0081	<0.003				
8/11/2022				<0.002			
2/9/2023		0.0064	<0.003		<0.002	<0.002	
2/10/2023	<0.002			<0.002			
6/20/2023							<0.002
8/3/2023	<0.002		<0.003	<0.002	<0.002	<0.002	
8/4/2023		0.003					
8/7/2023							<0.002
10/12/2023							<0.002
12/12/2023							<0.002
2/15/2024	<0.002	0.0017 (J)	<0.003		<0.002		
2/16/2024				0.00083 (J)		0.00087 (J)	
2/29/2024							<0.002
4/23/2024							<0.002
6/12/2024							<0.002
7/31/2024			<0.003	<0.002	<0.002	0.00072 (J)	
8/1/2024	<0.002						
8/2/2024		0.005					
8/27/2024							<0.002
2/20/2025	<0.002		0.001 (J)				
2/24/2025					0.0013 (J)		
2/25/2025		0.00093 (J)		<0.002		<0.002	
3/4/2025							<0.002
8/15/2025							<0.002
8/18/2025						<0.002	
8/21/2025				<0.002			
8/22/2025		<0.002					
8/26/2025	<0.002		0.0012 (J)		<0.002		
2/12/2026	<0.002				<0.002		
2/13/2026			0.0027	<0.002		<0.002	
2/17/2026		0.00045 (J)					

ND substitution: RL or RL/2 if <15% NDs.

Time Series

Constituent: Antimony (mg/L) Analysis Run 5/1/2026 4:03 PM

Plant Bowen Client: Southern Company Data: Bowen LF 3-8

	GWC-20R	GWC-21R	GWC-22R	GWC-23R	GWC-24R	GWC-25R	GWC-26
2/24/2026							<0.002

ND substitution: RL or RL/2 if <15% NDs.

Time Series

Constituent: Antimony (mg/L) Analysis Run 5/1/2026 4:03 PM

Plant Bowen Client: Southern Company Data: Bowen LF 3-8

	GWC-27	GWC-27R	GWC-28	GWC-29	GWC-29R	GWC-30	GWC-31
6/20/2023			0.0023 (J)				
6/23/2023	<0.002	0.0029 (J)					<0.002
6/26/2023				<0.002			
6/27/2023					0.0016 (J)	<0.002	
8/7/2023	<0.002	0.002 (J)		0.0015 (J)			
8/8/2023			<0.002				
8/9/2023						<0.002	<0.002
8/10/2023					<0.002		
10/11/2023				0.0012 (J)			0.001 (J)
10/12/2023	<0.002	0.00075 (J)	<0.002				
10/13/2023					0.00079 (J)	<0.002	
12/12/2023	<0.002	<0.003	<0.002	<0.002			<0.002
12/13/2023					<0.002	<0.002	
2/29/2024	<0.002	0.0013 (J)		<0.002			
3/1/2024					<0.002	<0.002	<0.002
3/4/2024			<0.002				
4/23/2024	0.0009 (J)	<0.003		<0.002			<0.002
4/24/2024			<0.002		<0.002	<0.002	
6/11/2024				0.00088 (J)			
6/12/2024	<0.002		<0.002		<0.002	<0.002	<0.002
6/13/2024		<0.003					
8/26/2024	<0.002	<0.003		<0.002			<0.002
8/27/2024			<0.002		<0.002	0.002 (J)	
3/4/2025	<0.002	0.00058 (J)					
3/5/2025				<0.002		0.00073 (J)	0.00086 (J)
3/6/2025			<0.002		0.0011 (J)		
8/18/2025		0.0013 (J)		<0.002			
8/19/2025			<0.002		0.00058 (J)	<0.002	
8/20/2025	<0.002						<0.002
2/25/2026							<0.002
2/26/2026				<0.002	<0.002		
2/27/2026						<0.002	
3/2/2026	<0.002	0.0012 (J)	<0.002				

ND substitution: RL or RL/2 if <15% NDs.

Time Series

Constituent: Antimony (mg/L) Analysis Run 5/1/2026 4:03 PM

Plant Bowen Client: Southern Company Data: Bowen LF 3-8

	GWC-31R	GWC-32	GWC-33R	GWC-34	GWC-34R	GWC-35	GWC-36A
4/6/2022							<0.002
8/8/2022							<0.002
2/8/2023							<0.002
6/21/2023			0.0013 (J)	<0.002	<0.002		
6/23/2023	<0.002						
6/26/2023		<0.002					
6/28/2023						<0.002	
8/2/2023							<0.002
8/7/2023				<0.002	<0.002		
8/8/2023			<0.002				
8/9/2023	<0.002	<0.002					
8/10/2023						<0.002	
10/10/2023				<0.002	<0.002		
10/11/2023	<0.002		<0.002			<0.002	
10/13/2023		<0.002					
12/12/2023	<0.002						
12/13/2023		<0.002	<0.002	<0.002	<0.002	<0.002	
2/13/2024							<0.002
2/29/2024		<0.002		<0.002	<0.002	<0.002	
3/4/2024	<0.002		<0.002				
4/23/2024	<0.002		0.00082 (J)				
4/24/2024		<0.002		<0.002	<0.002	<0.002	
6/11/2024	<0.002						
6/12/2024		<0.002					
6/13/2024			<0.002	<0.002	<0.002	<0.002	
7/30/2024							<0.002
8/26/2024	0.00056 (J)						
8/27/2024		<0.002	<0.002			<0.002	
8/28/2024				0.00073 (J)	<0.002		
2/19/2025							<0.002
3/5/2025	<0.002		0.0017 (J)			<0.002	
3/6/2025		<0.002					
8/15/2025						<0.002	
8/19/2025	0.00091 (J)		<0.002				
8/20/2025		<0.002					
8/21/2025							<0.002
9/4/2025				<0.002	<0.002		
2/12/2026							<0.002
2/24/2026						<0.002	
2/27/2026	<0.002						
3/2/2026		<0.002		0.00051 (J)	<0.002		
3/3/2026			<0.002				

ND substitution: RL or RL/2 if <15% NDs.

Time Series

Constituent: Antimony (mg/L) Analysis Run 5/1/2026 4:03 PM

Plant Bowen Client: Southern Company Data: Bowen LF 3-8

	GWC-36RA	GWC-37	GWC-38	GWC-57	GWC-25	GWC-31S	GWC-58
9/15/2014	<0.002						
9/16/2014		<0.002	<0.002				
10/3/2014	<0.002	<0.002	<0.002				
10/20/2014	<0.002	<0.002	<0.002				
11/10/2014	<0.002	<0.002	<0.002				
3/2/2015	<0.002	<0.002	<0.002				
3/17/2015	<0.002	<0.002	<0.002				
4/5/2015	<0.002	<0.002					
4/6/2015			<0.002				
4/21/2015	<0.002						
4/22/2015		<0.002	<0.002				
7/28/2015	<0.002	<0.002	<0.002				
3/1/2016	<0.002	0.00214 (J)					
3/2/2016			<0.002				
5/2/2016	<0.002						
5/3/2016		0.00178 (J)	<0.002				
7/6/2016	0.0002 (J)						
7/7/2016			<0.002				
7/8/2016		0.0023 (J)					
9/7/2016	<0.002	0.0039					
9/8/2016			<0.002				
10/25/2016	<0.002	0.0035	<0.002				
1/5/2017	<0.002						
1/6/2017		0.0052					
2/9/2017			<0.002				
3/14/2017	<0.002	0.003					
3/23/2017			<0.002				
5/16/2017	<0.002	0.0026 (J)					
5/17/2017			<0.002				
9/15/2017	<0.002	0.0016 (J)					
9/19/2017			<0.002				
3/12/2018	<0.002	0.0023 (J)					
3/13/2018			<0.002				
9/6/2018	<0.002	0.0024 (J)	<0.002				
3/6/2019		0.0019 (J)					
3/7/2019	<0.002		<0.002				
9/4/2019	<0.002	0.0029 (J)	<0.002				
3/2/2020	<0.002	0.0018 (J)	<0.002				
9/3/2020		0.0012 (J)	<0.002				
9/14/2020	<0.002						
2/24/2021		0.0012 (J)	<0.002				
3/26/2021	0.00092 (J)						
7/27/2021	<0.002						
7/28/2021		0.0016 (J)	<0.002				
1/25/2022			<0.002				
1/26/2022	<0.002	<0.002					
8/5/2022			<0.002				
8/8/2022	0.0015 (J)	0.0018 (J)					
2/8/2023	<0.002	0.0013 (J)	<0.002				
6/21/2023				<0.002			
8/2/2023		0.0018 (J)	<0.002				
8/3/2023	<0.002						

ND substitution: RL or RL/2 if <15% NDs.

Time Series

Constituent: Antimony (mg/L) Analysis Run 5/1/2026 4:03 PM

Plant Bowen Client: Southern Company Data: Bowen LF 3-8

	GWC-36RA	GWC-37	GWC-38	GWC-57	GWC-25	GWC-31S	GWC-58
8/8/2023				<0.002			
10/10/2023				<0.002			
12/13/2023				<0.002			
2/13/2024	<0.002	<0.002	<0.002				
3/4/2024				<0.002			
4/24/2024				<0.002			
6/13/2024				<0.002			
7/30/2024	<0.002	<0.002	<0.002				
8/27/2024				0.0019 (J)			
2/19/2025	<0.002	<0.002	<0.002				
3/4/2025				<0.002			
8/15/2025				<0.002			
8/21/2025	<0.002		<0.002				
8/27/2025		<0.002					
2/12/2026	<0.002	<0.002	<0.002				
2/16/2026					<0.002		
3/2/2026				<0.002		<0.002	<0.002

ND substitution: RL or RL/2 if <15% NDs.

Time Series

Constituent: Arsenic (mg/L) Analysis Run 5/1/2026 4:03 PM

Plant Bowen Client: Southern Company Data: Bowen LF 3-8

	GWA-1 (bg)	GWA-2 (bg)	GWA-2R (bg)	GWA-3A (bg)	GWA-4RZ (bg)	GWA-39RZ (bg)	GWA-39Z (bg)
8/23/2007	<0.002	<0.002	<0.002	<0.002			
10/23/2007	<0.002						
10/24/2007		<0.002	<0.002				
11/2/2007				<0.002			
11/18/2007	<0.002	<0.002	<0.002	<0.002			
1/30/2008	<0.002						
1/31/2008		<0.002	0.005	<0.002			
3/10/2008	<0.002		<0.002				
3/11/2008		<0.002		<0.002			
5/6/2008		<0.002					
5/13/2008	<0.002		<0.002				
5/14/2008				<0.002			
12/4/2008		0.012 (O)	<0.002				
12/5/2008	<0.002			<0.002			
4/15/2009	<0.002			<0.002			
4/21/2009		<0.002	<0.002				
5/20/2009					<0.002		
10/7/2009	<0.002	<0.002					
10/8/2009			<0.002	<0.002			
10/19/2009					<0.002		
4/21/2010			<0.002				
4/26/2010		<0.002					
4/27/2010					<0.002		
4/28/2010				<0.002			
5/3/2010	<0.002						
9/28/2010			<0.002				
10/4/2010		<0.002			<0.002		
10/6/2010				<0.002			
10/12/2010	<0.002						
4/12/2011			<0.002				
4/13/2011		<0.002					
4/14/2011					<0.002		
4/21/2011				<0.002			
4/27/2011	<0.002						
10/4/2011			<0.002				
10/5/2011		<0.002			<0.002		
10/13/2011				<0.002			
10/17/2011	<0.002						
4/3/2012			<0.002				
4/11/2012		<0.002			<0.002		
5/1/2012				<0.002			
5/2/2012	<0.002						
10/2/2012					<0.002		
10/8/2012	<0.002						
10/9/2012		<0.002	<0.002	<0.002			
4/11/2013			<0.002	<0.002	<0.002		
4/12/2013	<0.002						
4/15/2013		<0.002					
10/15/2013		<0.002					
10/16/2013	<0.002		0.0056	<0.002			
10/21/2013					<0.002		
4/10/2014			<0.002				

ND substitution: RL or RL/2 if <15% NDs.

Time Series

Constituent: Arsenic (mg/L) Analysis Run 5/1/2026 4:03 PM

Plant Bowen Client: Southern Company Data: Bowen LF 3-8

	GWA-1 (bg)	GWA-2 (bg)	GWA-2R (bg)	GWA-3A (bg)	GWA-4RZ (bg)	GWA-39RZ (bg)	GWA-39Z (bg)
4/11/2014	<0.002						
4/22/2014		<0.002					
4/23/2014				<0.002	<0.002		
9/30/2014	<0.002	<0.002	<0.002				
10/4/2014				<0.002	0.0051		
3/30/2015	<0.002	<0.002	<0.002				
3/31/2015				<0.002	<0.002		
10/11/2015					0.0022 (J)		
10/12/2015				<0.002			
10/13/2015	<0.002	<0.002	<0.002				
3/14/2016							<0.002
3/22/2016	<0.002						
3/23/2016		<0.002	<0.002	<0.002			
5/11/2016							<0.002
5/19/2016	<0.002		<0.002				
5/20/2016		<0.002					
5/23/2016				<0.002			
7/19/2016							<0.002
7/29/2016	<0.002	<0.002	0.0008 (J)	<0.002			
9/15/2016							<0.002
9/22/2016			<0.002	<0.002			
9/23/2016	<0.002	<0.002					
11/2/2016							<0.002
11/9/2016	<0.002	<0.002					
11/10/2016			<0.002	<0.002			
1/18/2017							<0.002
1/30/2017	<0.002						
1/31/2017		<0.002	<0.002	<0.002			
2/21/2017						<0.002	
2/22/2017					0.0019 (J)		
3/27/2017						0.0007 (J)	
3/28/2017							0.0007 (J)
3/30/2017	<0.002	<0.002		<0.002			
4/3/2017			0.0007 (J)				
4/7/2017					0.0008 (J)		
6/7/2017							<0.002
6/8/2017						0.0007 (J)	
6/9/2017	0.0005 (J)		0.0006 (J)				
6/12/2017		<0.002		<0.002			
6/14/2017					0.0006 (J)		
7/12/2017					<0.002		
7/17/2017						0.0005 (J)	
7/20/2017					0.0009 (J)		
7/27/2017						<0.002	
7/28/2017					<0.002		
8/9/2017					0.0011 (J)	0.0008 (J)	
8/24/2017					0.0007 (J)		
9/26/2017							<0.002
9/29/2017						<0.002	
10/2/2017	<0.002	<0.002	0.0005 (J)				
10/3/2017					0.0005 (J)		
10/4/2017				<0.002			

ND substitution: RL or RL/2 if <15% NDs.

Time Series

Constituent: Arsenic (mg/L) Analysis Run 5/1/2026 4:03 PM

Plant Bowen Client: Southern Company Data: Bowen LF 3-8

	GWA-1 (bg)	GWA-2 (bg)	GWA-2R (bg)	GWA-3A (bg)	GWA-4RZ (bg)	GWA-39RZ (bg)	GWA-39Z (bg)
3/14/2018							<0.002
3/16/2018	0.00085 (J)		0.001 (J)			0.00066 (J)	
3/19/2018		<0.002		<0.002			
3/21/2018					0.0012 (J)		
9/12/2018							<0.002
9/14/2018		<0.002	<0.002			<0.002	
9/17/2018	<0.002			<0.002			
9/18/2018					0.0011 (J)		
3/14/2019						<0.002	
3/15/2019							<0.002
3/19/2019			<0.002				
3/20/2019	<0.002	<0.002		<0.002			
3/21/2019					<0.002		
9/9/2019							0.00043 (J)
9/11/2019						0.00062 (J)	
9/12/2019	0.0004 (J)	<0.002					
9/13/2019			0.00051 (J)	<0.002	0.0006 (J)		
3/9/2020						0.00083 (J)	<0.002
3/11/2020	0.00088 (J)	<0.002	0.00044 (J)	<0.002			
3/12/2020					0.0033 (J)		
9/10/2020							<0.002
9/15/2020	<0.002	<0.002	0.00081 (J)				
9/16/2020						<0.002	
9/17/2020					0.0011 (J)		
3/12/2021							<0.002
3/16/2021	<0.002		<0.002		0.00098 (J)	<0.002	
3/17/2021		<0.002					
3/29/2021				0.001 (J)			
8/4/2021							<0.002
8/6/2021						<0.002	
8/9/2021	<0.002	<0.002	0.0031 (J)	<0.002			
8/10/2021					0.0025 (J)		
1/31/2022							0.0021 (J)
2/1/2022	<0.002	0.0019 (J)	0.0053				
2/2/2022				<0.002		<0.002	
2/3/2022					0.0034 (J)		
8/10/2022							<0.002
8/16/2022	<0.002	<0.002	0.0033 (J)	<0.002		<0.002	
8/17/2022					<0.002		
2/13/2023							<0.002
2/14/2023						<0.002	
2/16/2023	<0.002	<0.002	<0.002				
2/17/2023				<0.002	<0.002		
7/25/2023						<0.002	
7/26/2023							<0.002
7/27/2023	<0.002	<0.002	<0.002				
7/28/2023					<0.002		
8/1/2023				<0.002			
2/19/2024						<0.002	<0.002
2/22/2024	<0.002	<0.002		<0.002			
2/26/2024			<0.002				
2/27/2024					<0.002		

ND substitution: RL or RL/2 if <15% NDs.

Time Series

Constituent: Arsenic (mg/L) Analysis Run 5/1/2026 4:03 PM

Plant Bowen Client: Southern Company Data: Bowen LF 3-8

	GWA-1 (bg)	GWA-2 (bg)	GWA-2R (bg)	GWA-3A (bg)	GWA-4RZ (bg)	GWA-39RZ (bg)	GWA-39Z (bg)
8/1/2024						0.0018 (J)	0.0011 (J)
8/6/2024			<0.002				
8/7/2024	<0.002	<0.002					
8/8/2024				<0.002	0.0016 (J)		
2/25/2025							<0.002
2/26/2025				<0.002		<0.002	
2/27/2025	<0.002	<0.002	<0.002				
2/28/2025					<0.002		
8/28/2025						<0.002	<0.002
9/2/2025	<0.002	<0.002	<0.002	<0.002			
9/3/2025					<0.002		
2/17/2026				<0.002			
2/18/2026	0.00042 (J)	<0.002	0.00049 (J)		0.00061 (J)	0.00099 (J)	<0.002

ND substitution: RL or RL/2 if <15% NDs.

Time Series

Constituent: Arsenic (mg/L) Analysis Run 5/1/2026 4:03 PM

Plant Bowen Client: Southern Company Data: Bowen LF 3-8

	GWA-40 (bg)	GWA-41 (bg)	GWA-41R (bg)	GWA-42 (bg)	GWA-43 (bg)	GWA-43R (bg)	GWA-50 (bg)
12/12/2008							<0.002
4/23/2009							<0.002
10/6/2009							<0.002
4/27/2010							<0.002
9/30/2010							<0.002
4/14/2011							<0.002
10/5/2011							<0.002
4/11/2012							<0.002
10/2/2012							<0.002
4/9/2013							<0.002
10/15/2013							<0.002
4/10/2014							<0.002
10/1/2014							<0.002
3/30/2015							<0.002
10/11/2015							<0.002
3/11/2016				<0.002	<0.002	<0.002	
3/15/2016	<0.002	<0.002	<0.002				
3/28/2016							<0.002
5/11/2016	<0.002						
5/12/2016		<0.002					
5/13/2016			<0.002		<0.002	<0.002	
5/16/2016				<0.002			
5/23/2016							<0.002
7/19/2016					<0.002	<0.002	
7/20/2016		<0.002					
7/21/2016	<0.002		0.0012 (J)				
7/22/2016				<0.002			
8/1/2016							<0.002
9/15/2016	<0.002	<0.002					
9/16/2016					<0.002	<0.002	
9/19/2016				<0.002			
9/21/2016			<0.002				
9/26/2016							<0.002
11/2/2016					<0.002	<0.002	
11/3/2016	<0.002	<0.002	<0.002	<0.002			
11/10/2016							<0.002
1/17/2017	<0.002		<0.002	<0.002			
1/18/2017		<0.002			<0.002	<0.002	
1/30/2017							<0.002
3/24/2017	<0.002	<0.002					
3/27/2017			0.0008 (J)	<0.002			
3/28/2017					<0.002	0.0005 (J)	
4/7/2017							<0.002
5/24/2017	<0.002						
6/6/2017		0.0005 (J)	0.0011 (J)		0.0006 (J)	0.0013 (J)	
6/7/2017				0.0007 (J)			
6/12/2017							<0.002
9/22/2017					<0.002	<0.002	
9/25/2017		<0.002	0.001 (J)				
9/26/2017	0.0005 (J)			<0.002			
10/2/2017							<0.002
3/14/2018	0.00075 (J)	0.00096 (J)	0.00093 (J)	0.00079 (J)	<0.002		

ND substitution: RL or RL/2 if <15% NDs.

Time Series

Constituent: Arsenic (mg/L) Analysis Run 5/1/2026 4:03 PM

Plant Bowen Client: Southern Company Data: Bowen LF 3-8

	GWA-40 (bg)	GWA-41 (bg)	GWA-41R (bg)	GWA-42 (bg)	GWA-43 (bg)	GWA-43R (bg)	GWA-50 (bg)
3/15/2018						0.00065 (J)	
3/16/2018							<0.002
9/12/2018	<0.002	<0.002	<0.002		<0.002	<0.002	
9/14/2018				<0.002			
9/17/2018							<0.002
3/13/2019	<0.002				<0.002	<0.002	
3/14/2019		<0.002	<0.002	<0.002			
3/19/2019							<0.002
9/9/2019	0.00068 (J)						
9/10/2019		<0.002	<0.002	<0.002			
9/11/2019					<0.002	<0.002	
9/13/2019							<0.002
3/6/2020		<0.002		<0.002			
3/9/2020	<0.002		<0.002		<0.002	<0.002	
3/11/2020							<0.002
9/10/2020		<0.002	<0.002	<0.002			
9/11/2020	<0.002				<0.002		
9/14/2020						<0.002	
9/16/2020							<0.002
3/10/2021	<0.002		<0.002				
3/11/2021		<0.002		<0.002	<0.002	<0.002	
3/17/2021							<0.002
8/4/2021	<0.002	<0.002	<0.002	<0.002			
8/5/2021						<0.002	
8/6/2021					<0.002		
8/9/2021							<0.002
1/31/2022	<0.002	<0.002	<0.002	<0.002	0.0013 (J)	<0.002	
2/1/2022							<0.002
8/10/2022				<0.002		<0.002	
8/11/2022		<0.002	<0.002		<0.002		
8/12/2022	<0.002						
8/16/2022							<0.002
2/13/2023	<0.002	<0.002	<0.002	<0.002		<0.002	
2/14/2023					<0.002		
2/16/2023							<0.002
7/25/2023		<0.002	<0.002		<0.002	<0.002	
7/26/2023	<0.002			<0.002			
7/28/2023							<0.002
2/19/2024	<0.002	<0.002	<0.002				
2/20/2024				0.001 (J)	<0.002	<0.002	
2/22/2024							<0.002
8/1/2024	0.0011 (J)	0.00092 (J)	0.0015 (J)	<0.002			
8/2/2024					<0.002	<0.002	
8/8/2024							<0.002
2/25/2025	<0.002	<0.002	<0.002	<0.002	<0.002	<0.002	
2/27/2025							<0.002
8/27/2025	<0.002		<0.002				
8/28/2025		<0.002		<0.002	<0.002	<0.002	
9/2/2025							<0.002
2/16/2026	<0.002	<0.002	0.00053 (J)	<0.002	<0.002	<0.002	
2/17/2026							<0.002

ND substitution: RL or RL/2 if <15% NDs.

Time Series

Constituent: Arsenic (mg/L) Analysis Run 5/1/2026 4:03 PM

Plant Bowen Client: Southern Company Data: Bowen LF 3-8

	GWA-50R (bg)	GWA-51RZ (bg)	GWA-52 (bg)	GWA-53 (bg)	GWA-53R (bg)	GWA-54 (bg)	GWA-55 (bg)
12/12/2008	<0.002						
4/23/2009	<0.002						
10/6/2009	<0.002						
5/3/2010	0.012 (O)						
10/11/2010	<0.002						
4/27/2011	<0.002						
10/19/2011	<0.002						
5/1/2012	<0.002						
10/2/2012	<0.002						
4/10/2013	<0.002						
10/16/2013	<0.002						
4/22/2014	<0.002						
10/1/2014	<0.002						
3/30/2015	<0.002						
5/8/2015		<0.005	<0.005		<0.005		
5/9/2015				<0.005		<0.005	<0.005
5/17/2015		0.0021 (J)	<0.005		<0.005		
5/18/2015				<0.005		<0.005	<0.005
5/25/2015		<0.005	<0.005	<0.005	<0.005	<0.005	
5/26/2015							<0.005
6/8/2015		0.002 (J)	<0.005	<0.005	<0.005		
6/9/2015						<0.005	<0.005
6/17/2015				<0.005		<0.005	<0.005
6/18/2015		0.0028 (J)	<0.005		<0.005		
6/24/2015		0.0074	<0.005	<0.005	<0.005		
6/25/2015						<0.005	<0.005
6/30/2015		0.0065	<0.005	<0.005	<0.005		
7/1/2015						<0.005	<0.005
7/6/2015		0.0057	<0.005	<0.005	<0.005		
7/7/2015						<0.005	<0.005
8/12/2015		0.0162 (O)	<0.005	<0.005	<0.005	<0.005	
8/13/2015							<0.005
10/11/2015	<0.002						
11/5/2015		0.0118 (JD)					
12/8/2015		0.0053					
2/29/2016			<0.005				
3/2/2016				<0.005	<0.005	<0.005	<0.005
3/28/2016	<0.002						
5/3/2016				<0.005	<0.005		<0.005
5/4/2016		<0.005	<0.005			<0.005	
5/25/2016	<0.002						
7/7/2016		0.0009 (J)					
7/8/2016			<0.005	<0.005		<0.005	
7/11/2016					<0.005		<0.005
8/1/2016	<0.002						
9/7/2016					<0.005		
9/8/2016		<0.005	<0.005	<0.005		<0.005	
9/9/2016							<0.005
9/26/2016	<0.002						
10/26/2016		<0.005	<0.005	<0.005		<0.005	<0.005
10/27/2016					<0.005		
11/11/2016	<0.002						

ND substitution: RL or RL/2 if <15% NDs.

Time Series

Constituent: Arsenic (mg/L) Analysis Run 5/1/2026 4:03 PM

Plant Bowen Client: Southern Company Data: Bowen LF 3-8

	GWA-50R (bg)	GWA-51RZ (bg)	GWA-52 (bg)	GWA-53 (bg)	GWA-53R (bg)	GWA-54 (bg)	GWA-55 (bg)
1/6/2017		<0.005	<0.005		<0.005		
1/9/2017				<0.005		<0.005	<0.005
1/30/2017	<0.002						
3/15/2017		0.0006 (J)	<0.005			0.0006 (J)	
3/16/2017				0.0005 (J)	0.0005 (J)		0.0005 (J)
4/3/2017	<0.002						
5/17/2017			<0.005				
5/18/2017		0.0007 (J)				<0.005	0.0006 (J)
5/19/2017				0.0007 (J)	0.0007 (J)		
6/12/2017	<0.002						
7/19/2017		0.0061					
9/15/2017			0.0006 (J)			<0.005	0.0007 (J)
9/19/2017		0.0021 (J)		<0.005	<0.005		
10/2/2017	<0.002						
3/12/2018							<0.005
3/13/2018		0.0017 (J)	0.00063 (J)	0.00058 (J)	<0.005	0.00066 (J)	
3/16/2018	<0.002						
9/6/2018			<0.005			0.00057 (J)	
9/7/2018		0.0016 (J)					0.00083 (J)
9/11/2018				<0.005	<0.005		
9/18/2018	0.00058 (J)						
3/7/2019			<0.005			<0.005	
3/8/2019		<0.005		<0.005			<0.005
3/12/2019					<0.005		
3/19/2019	<0.002						
9/4/2019			<0.005				
9/5/2019		0.00061 (J)		0.00039 (J)	0.00046 (J)	0.00038 (J)	0.00044 (J)
9/12/2019	<0.002						
3/2/2020			<0.005				
3/3/2020		0.00073 (J)				<0.005	<0.005
3/4/2020				0.00044 (J)	0.00043 (J)		
3/11/2020	<0.002						
9/3/2020			<0.005				
9/4/2020							<0.005
9/8/2020				<0.005	<0.005	<0.005	
9/9/2020		<0.005					
9/15/2020	<0.002						
2/24/2021			<0.005				
2/25/2021		<0.005				<0.005	<0.005
2/26/2021				<0.005	<0.005		
3/17/2021	<0.002						
7/27/2021			0.0016 (J)			0.0014 (J)	
7/28/2021		0.0031 (J)					0.0026 (J)
7/29/2021				0.0032 (J)	0.0037 (J)		
8/9/2021	<0.002						
1/25/2022			0.003 (J)			<0.005	
1/26/2022		0.0047 (J)		<0.005	<0.005		<0.005
2/2/2022	<0.002						
8/5/2022			<0.005			<0.005	
8/8/2022				<0.005	<0.005		<0.005
8/9/2022		<0.005					
8/17/2022	<0.002						

ND substitution: RL or RL/2 if <15% NDs.

Time Series

Constituent: Arsenic (mg/L) Analysis Run 5/1/2026 4:03 PM

Plant Bowen Client: Southern Company Data: Bowen LF 3-8

	GWA-50R (bg)	GWA-51RZ (bg)	GWA-52 (bg)	GWA-53 (bg)	GWA-53R (bg)	GWA-54 (bg)	GWA-55 (bg)
2/16/2023	<0.002						
7/28/2023	<0.002						
2/22/2024	<0.002						
8/8/2024	<0.002						
2/28/2025	<0.002						
9/2/2025	<0.002						
2/17/2026	<0.002						

ND substitution: RL or RL/2 if <15% NDs.

Time Series

Constituent: Arsenic (mg/L) Analysis Run 5/1/2026 4:03 PM

Plant Bowen Client: Southern Company Data: Bowen LF 3-8

	GWA-55R (bg)	GWA-56 (bg)	GWC-16R	GWC-17R	GWC-18	GWC-18R	GWC-19R
9/16/2014			<0.002				
9/17/2014				<0.002	<0.002	<0.002	<0.002
10/4/2014			<0.002	<0.002	<0.002	<0.002	<0.002
10/21/2014			<0.002	<0.002	<0.002	<0.002	<0.002
11/5/2014					<0.002		<0.002
11/11/2014			<0.002	<0.002		<0.002	
3/3/2015			<0.002	<0.002	<0.002	<0.002	<0.002
3/18/2015			<0.002	<0.002	<0.002	<0.002	
3/19/2015							<0.002
4/6/2015			<0.002	<0.002			
4/7/2015					<0.002	<0.002	<0.002
4/23/2015			<0.002	<0.002	<0.002	<0.002	
4/24/2015							<0.002
5/9/2015	<0.005	<0.005					
5/18/2015	<0.005						
5/19/2015		<0.005					
5/26/2015	<0.005	<0.005					
6/9/2015	0.0028 (J)	<0.005					
6/17/2015	<0.005	<0.005					
6/25/2015	<0.005	<0.005					
7/1/2015	0.0024 (J)	<0.005					
7/7/2015	<0.005	<0.005					
7/29/2015			<0.002	<0.002	<0.002	<0.002	<0.002
8/13/2015	<0.005	0.0021 (J)					
3/3/2016	<0.005	<0.005	0.00108 (J)				
3/4/2016				<0.002			
3/7/2016					<0.002	<0.002	<0.002
5/3/2016	<0.005						
5/5/2016					<0.002	<0.002	
5/9/2016		<0.005					<0.002
5/10/2016			0.00128 (J)	<0.002			
7/11/2016	0.001 (J)	0.001 (J)					
7/13/2016			0.001 (J)		<0.002	<0.002	
7/14/2016				<0.002			<0.002
9/9/2016	<0.005	<0.005					
9/12/2016						<0.002	<0.002
9/13/2016					<0.002		
9/14/2016				<0.002			
9/15/2016			0.0017 (J)				
10/26/2016		<0.005					
10/27/2016	<0.005						
10/31/2016					<0.002		<0.002
11/1/2016				<0.002		<0.002	
11/2/2016			<0.002				
1/9/2017	<0.005	<0.005					
1/11/2017			<0.002	<0.002		<0.002	<0.002
1/12/2017					<0.002		
3/15/2017		0.0005 (J)					
3/16/2017	0.0007 (J)						
3/20/2017			0.0012 (J)			0.0006 (J)	
3/21/2017				0.0009 (J)			0.0007 (J)
3/23/2017					<0.002		

ND substitution: RL or RL/2 if <15% NDs.

Time Series

Constituent: Arsenic (mg/L) Analysis Run 5/1/2026 4:03 PM

Plant Bowen Client: Southern Company Data: Bowen LF 3-8

	GWA-55R (bg)	GWA-56 (bg)	GWC-16R	GWC-17R	GWC-18	GWC-18R	GWC-19R
5/18/2017	0.0006 (J)	0.0006 (J)					
5/22/2017						0.0011 (J)	0.0012 (J)
5/23/2017			<0.002	0.0005 (J)	<0.002		
9/15/2017		0.0008 (J)					
9/18/2017	<0.005						
9/20/2017							<0.002
9/21/2017			0.001 (J)			<0.002	
9/22/2017				0.0008 (J)			
9/25/2017					<0.002		
3/12/2018	<0.005						
3/13/2018		0.00088 (J)					
3/14/2018			0.0013 (J)	0.00092 (J)	0.00091 (J)	0.00057 (J)	0.00076 (J)
9/7/2018	0.00084 (J)	0.0012 (J)	0.0012 (J)			0.00082 (J)	
9/10/2018							0.0006 (J)
9/11/2018				<0.002	<0.002		
3/7/2019	<0.005	0.00085 (J)					
3/11/2019			<0.002				
3/12/2019				<0.002	<0.002	<0.002	<0.002
9/4/2019		<0.005					
9/5/2019	0.00042 (J)						
9/6/2019						<0.002	
9/9/2019			0.00094 (J)		0.00099 (J)		0.00082 (J)
9/10/2019				<0.002			
3/4/2020	<0.005	0.0004 (J)	0.00088 (J)				0.00072 (J)
3/5/2020				<0.002		0.00042 (J)	
3/6/2020					<0.002		
9/4/2020	<0.005	<0.005					
9/9/2020			0.0011 (J)	<0.002	<0.002	<0.002	<0.002
2/25/2021	<0.005	<0.005					
2/26/2021					<0.002	<0.002	<0.002
3/9/2021			0.00094 (J)				
3/10/2021				<0.002			
7/28/2021	0.0029 (J)	0.0034 (J)					
7/29/2021					0.0015 (J)	0.002 (J)	
7/30/2021			0.0025 (J)	0.0053			
8/3/2021							<0.002
1/26/2022		0.0015 (J)					
1/27/2022	0.0019 (J)					<0.002	<0.002
1/28/2022			<0.002	<0.002	<0.002		
8/5/2022		<0.005					
8/8/2022	<0.005						
8/9/2022							<0.002
8/10/2022					<0.002	<0.002	
8/11/2022			<0.002	<0.002			
2/9/2023					<0.002	<0.002	<0.002
2/10/2023			<0.002	<0.002			
8/3/2023				<0.002	<0.002		
8/4/2023			<0.002			<0.002	<0.002
2/14/2024					<0.002	<0.002	<0.002
2/15/2024			0.00097 (J)	<0.002			
7/31/2024			0.0018 (J)	0.002 (J)	0.001 (J)	0.0013 (J)	0.0012 (J)
2/19/2025						<0.002	

ND substitution: RL or RL/2 if <15% NDs.

Time Series

Constituent: Arsenic (mg/L) Analysis Run 5/1/2026 4:03 PM

Plant Bowen Client: Southern Company Data: Bowen LF 3-8

	GWA-55R (bg)	GWA-56 (bg)	GWC-16R	GWC-17R	GWC-18	GWC-18R	GWC-19R
2/20/2025					<0.002		<0.002
2/25/2025			<0.002	<0.002			
8/21/2025			<0.002				
8/22/2025				<0.002		<0.002	
8/26/2025					<0.002		
8/27/2025							<0.002
2/12/2026					<0.002	<0.002	<0.002
2/13/2026			<0.002	<0.002			

ND substitution: RL or RL/2 if <15% NDs.

Time Series

Constituent: Arsenic (mg/L) Analysis Run 5/1/2026 4:03 PM

Plant Bowen Client: Southern Company Data: Bowen LF 3-8

	GWC-20R	GWC-21R	GWC-22R	GWC-23R	GWC-24R	GWC-25R	GWC-26
9/16/2014					<0.002	<0.002	
9/18/2014	<0.002	<0.002	<0.005	<0.002			
10/4/2014					<0.002	<0.002	
10/5/2014	<0.002	<0.002	<0.005	<0.002			
10/22/2014	<0.002	<0.002	<0.005	<0.002			
10/23/2014					<0.002	<0.002	
11/5/2014	<0.002	<0.002	<0.005	<0.002			
11/10/2014					<0.002	<0.002	
3/4/2015	<0.002	<0.002	<0.005	<0.002	<0.002	<0.002	
3/19/2015	<0.002	<0.002	<0.005				
3/20/2015				<0.002	<0.002	<0.002	
4/7/2015	<0.002						
4/8/2015		<0.002	<0.005	<0.002	<0.002		
4/9/2015						<0.002	
4/23/2015				<0.002	<0.002	<0.002	
4/24/2015	<0.002	<0.002	<0.005				
7/30/2015	<0.002	<0.002	<0.005	<0.002	<0.002	<0.002	
3/4/2016					0.00374 (J)		
3/7/2016			<0.005				
3/8/2016	<0.002	0.0148 (O)				<0.002	
3/9/2016				<0.002			
5/4/2016						<0.002	
5/5/2016			<0.005		<0.002		
5/6/2016				<0.002			
5/9/2016	<0.002	0.00347 (J)					
7/12/2016					0.0009 (J)		
7/14/2016	0.0008 (J)		0.001 (J)				
7/15/2016		0.0017 (J)		<0.002			
7/18/2016						<0.002	
9/9/2016		<0.002					
9/12/2016	<0.002		<0.005				
9/13/2016					<0.002	<0.002	
9/14/2016				<0.002			
10/27/2016		<0.002	<0.005		<0.002	<0.002	
10/31/2016	<0.002						
11/1/2016				<0.002			
1/12/2017	<0.002	0.002 (J)					
1/13/2017			<0.005		<0.002	<0.002	
1/25/2017				<0.002			
3/16/2017						0.0004 (J)	
3/20/2017			0.0012 (J)		0.0013 (J)		
3/21/2017		0.0021 (J)					
3/22/2017	<0.002			<0.002			
5/19/2017					0.001 (J)	0.0005 (J)	
5/22/2017	0.0013 (J)						
5/23/2017		0.001 (J)	<0.005				
5/24/2017				0.0006 (J)			
9/19/2017	0.0006 (J)	0.0013 (J)	0.0021 (J)		<0.002	<0.002	
9/21/2017				<0.002			
3/13/2018			0.00087 (J)		0.0015 (J)	0.00073 (J)	
3/14/2018	0.0011 (J)	0.0033 (J)		0.0014 (J)			
9/7/2018			0.0018 (J)				

ND substitution: RL or RL/2 if <15% NDs.

Time Series

Constituent: Arsenic (mg/L) Analysis Run 5/1/2026 4:03 PM

Plant Bowen Client: Southern Company Data: Bowen LF 3-8

	GWC-20R	GWC-21R	GWC-22R	GWC-23R	GWC-24R	GWC-25R	GWC-26
9/10/2018	0.00061 (J)	0.003 (J)					
9/11/2018				<0.002	<0.002	<0.002	
3/8/2019					<0.002	<0.002	
3/11/2019		0.0038 (J)	0.00099 (J)				
3/12/2019	<0.002			<0.002			
9/5/2019			0.0024 (J)		0.00053 (J)	<0.002	
9/6/2019	0.00044 (J)	0.0024 (J)		0.00054 (J)			
3/3/2020		0.0015 (J)	0.0014 (J)		<0.002	<0.002	
3/5/2020	<0.002			<0.002			
9/4/2020	<0.002					<0.002	
9/8/2020		0.0023 (J)	0.0025 (J)				
9/9/2020				<0.002	<0.002		
3/9/2021	<0.002	0.0045 (J)	0.0018 (J)		<0.002	<0.002	
3/10/2021				<0.002			
7/29/2021					0.0031 (J)		
7/30/2021				0.006			
8/2/2021	0.0028 (J)	0.0071	0.0041 (J)			0.0036 (J)	
1/27/2022	<0.002		0.0045 (J)			<0.002	
1/28/2022		0.0031 (J)		0.0026 (J)	0.0021 (J)		
8/9/2022	<0.002				<0.002	<0.002	
8/10/2022		0.0025 (J)	0.0035 (J)				
8/11/2022				<0.002			
2/9/2023		0.0025 (J)	0.003 (J)		<0.002	<0.002	
2/10/2023	<0.002			0.0032 (J)			
6/20/2023							<0.002
8/3/2023	<0.002		<0.005	0.0049 (J)	<0.002	<0.002	
8/4/2023		<0.002					
8/7/2023							<0.002
10/12/2023							<0.002
12/12/2023							<0.002
2/15/2024	<0.002	0.001 (J)	0.002 (J)		<0.002		
2/16/2024				0.0011 (J)		<0.002	
2/29/2024							<0.002
4/23/2024							<0.002
6/12/2024							<0.002
7/31/2024			0.0027 (J)	0.0023 (J)	0.0017 (J)	0.0013 (J)	
8/1/2024	0.0018 (J)						
8/2/2024		<0.002					
8/27/2024							0.0025 (J)
2/20/2025	<0.002		0.0016 (J)				
2/24/2025					<0.002		
2/25/2025		<0.002		<0.002		<0.002	
3/4/2025							<0.002
8/15/2025							<0.002
8/18/2025						<0.002	
8/21/2025				<0.002			
8/22/2025		<0.002					
8/26/2025	<0.002		0.0015 (J)		<0.002		
2/12/2026	<0.002				<0.002		
2/13/2026			0.0017 (J)	<0.002		<0.002	
2/17/2026		0.00088 (J)					
2/24/2026							<0.002

ND substitution: RL or RL/2 if <15% NDs.

Time Series

Constituent: Arsenic (mg/L) Analysis Run 5/1/2026 4:03 PM

Plant Bowen Client: Southern Company Data: Bowen LF 3-8

	GWC-27	GWC-27R	GWC-28	GWC-29	GWC-29R	GWC-30	GWC-31
6/20/2023			<0.005				
6/23/2023	<0.002	<0.002					0.0047 (J)
6/26/2023				<0.002			
6/27/2023					<0.002	<0.002	
8/7/2023	<0.002	<0.002		<0.002			
8/8/2023			<0.005				
8/9/2023						<0.002	0.0078
8/10/2023					<0.002		
10/11/2023				0.00092 (J)			0.0061
10/12/2023	0.001 (J)	0.0015 (J)	0.0012 (J)				
10/13/2023					0.0013 (J)	0.00093 (J)	
12/12/2023	0.0011 (J)	0.0014 (J)	0.0014 (J)	0.0013 (J)			0.0051
12/13/2023					0.0017 (J)	0.0013 (J)	
2/29/2024	0.00097 (J)	0.001 (J)		<0.002			
3/1/2024					<0.002	<0.002	<0.002
3/4/2024			<0.005				
4/23/2024	<0.002	<0.002		<0.002			0.0023 (J)
4/24/2024			<0.005		<0.002	<0.002	
6/11/2024				<0.002			
6/12/2024	<0.002		<0.005		0.0011 (J)	<0.002	0.0021 (J)
6/13/2024		<0.002					
8/26/2024	<0.002	<0.002		<0.002			0.002 (J)
8/27/2024			0.0034 (J)		0.0035 (J)	0.003 (J)	
3/4/2025	<0.002	<0.002					
3/5/2025				<0.002		<0.002	<0.002
3/6/2025			0.0029 (J)		<0.002		
8/18/2025		<0.002		<0.002			
8/19/2025			0.0018 (J)		<0.002	<0.002	
8/20/2025	<0.002						<0.002
2/25/2026							0.00096 (J)
2/26/2026				<0.002	0.00078 (J)		
2/27/2026						<0.002	
3/2/2026	<0.002	<0.002	0.001 (J)				

ND substitution: RL or RL/2 if <15% NDs.

Time Series

Constituent: Arsenic (mg/L) Analysis Run 5/1/2026 4:03 PM

Plant Bowen Client: Southern Company Data: Bowen LF 3-8

	GWC-31R	GWC-32	GWC-33R	GWC-34	GWC-34R	GWC-35	GWC-36A
4/6/2022							0.0018 (J)
8/8/2022							<0.002
2/8/2023							<0.002
6/21/2023			<0.002	<0.005	<0.002		
6/23/2023	<0.002						
6/26/2023		<0.005					
6/28/2023						<0.002	
8/2/2023							<0.002
8/7/2023				<0.005	<0.002		
8/8/2023			<0.002				
8/9/2023	<0.002	<0.005					
8/10/2023						<0.002	
10/10/2023				0.0012 (J)	0.00087 (J)		
10/11/2023	0.001 (J)		0.001 (J)			0.00095 (J)	
10/13/2023		0.0042 (J)					
12/12/2023	0.00099 (J)						
12/13/2023		0.0069	0.001 (J)	0.0017 (J)	0.00094 (J)	0.001 (J)	
2/13/2024							<0.002
2/29/2024		0.004 (J)		<0.005	<0.002	<0.002	
3/4/2024	<0.002		<0.002				
4/23/2024	<0.002		<0.002				
4/24/2024		0.0047 (J)		<0.005	<0.002	<0.002	
6/11/2024	<0.002						
6/12/2024		0.0038 (J)					
6/13/2024			<0.002	<0.005	<0.002	<0.002	
7/30/2024							0.0016 (J)
8/26/2024	<0.002						
8/27/2024		0.0051	0.0027 (J)			0.0031 (J)	
8/28/2024				0.0019 (J)	0.0017 (J)		
2/19/2025							<0.002
3/5/2025	<0.002		<0.002			<0.002	
3/6/2025		0.0054					
8/15/2025						<0.002	
8/19/2025	<0.002		<0.002				
8/20/2025		0.0041					
8/21/2025							<0.002
9/4/2025				0.0015 (J)	<0.002		
2/12/2026							<0.002
2/24/2026						<0.002	
2/27/2026	<0.002						
3/2/2026		0.0054		0.0013 (J)	0.00086 (J)		
3/3/2026			<0.002				

ND substitution: RL or RL/2 if <15% NDs.

Time Series

Constituent: Arsenic (mg/L) Analysis Run 5/1/2026 4:03 PM

Plant Bowen Client: Southern Company Data: Bowen LF 3-8

	GWC-36RA	GWC-37	GWC-38	GWC-57	GWC-25	GWC-31S	GWC-58
9/15/2014	0.0036 (J)						
9/16/2014		<0.002	<0.002				
10/3/2014	<0.002	<0.002	<0.002				
10/20/2014	0.0022 (J)	<0.002	<0.002				
11/10/2014	<0.002	<0.002	<0.002				
3/2/2015	<0.002	<0.002	0.0062				
3/17/2015	<0.002	<0.002	<0.002				
4/5/2015	<0.002	<0.002					
4/6/2015			<0.002				
4/21/2015	<0.002						
4/22/2015		<0.002	<0.002				
7/28/2015	<0.002	<0.002	<0.002				
3/1/2016	<0.002	<0.002					
3/2/2016			<0.002				
5/2/2016	<0.002						
5/3/2016		<0.002	<0.002				
7/6/2016	0.0008 (J)						
7/7/2016			<0.002				
7/8/2016		<0.002					
9/7/2016	<0.002	<0.002					
9/8/2016			<0.002				
10/25/2016	<0.002	<0.002	<0.002				
1/5/2017	<0.002						
1/6/2017		<0.002					
2/9/2017			<0.002				
3/14/2017	<0.002	0.0005 (J)					
3/23/2017			<0.002				
5/16/2017	<0.002	<0.002					
5/17/2017			<0.002				
9/15/2017	0.0007 (J)	<0.002					
9/19/2017			<0.002				
3/12/2018	<0.002	<0.002					
3/13/2018			0.00061 (J)				
9/6/2018	<0.002	<0.002	0.00071 (J)				
3/6/2019		<0.002					
3/7/2019	<0.002		<0.002				
9/4/2019	<0.002	<0.002	<0.002				
3/2/2020	<0.002	0.00053 (J)	0.00059 (J)				
9/3/2020		<0.002	<0.002				
9/14/2020	<0.002						
2/24/2021		<0.002	<0.002				
3/26/2021	<0.002						
7/27/2021	<0.002						
7/28/2021		<0.002	<0.002				
1/25/2022			<0.002				
1/26/2022	<0.002	0.0019 (J)					
8/5/2022			<0.002				
8/8/2022	<0.002	<0.002					
2/8/2023	<0.002	<0.002	<0.002				
6/21/2023				<0.002			
8/2/2023		<0.002	<0.002				
8/3/2023	<0.002						

ND substitution: RL or RL/2 if <15% NDs.

Time Series

Constituent: Arsenic (mg/L) Analysis Run 5/1/2026 4:03 PM

Plant Bowen Client: Southern Company Data: Bowen LF 3-8

	GWC-36RA	GWC-37	GWC-38	GWC-57	GWC-25	GWC-31S	GWC-58
8/8/2023				<0.002			
10/10/2023				0.0012 (J)			
12/13/2023				0.0019 (J)			
2/13/2024	<0.002	<0.002	<0.002				
3/4/2024				<0.002			
4/24/2024				<0.002			
6/13/2024				<0.002			
7/30/2024	0.0016 (J)	0.0014 (J)	0.0017 (J)				
8/27/2024				0.0024 (J)			
2/19/2025	<0.002	<0.002	<0.002				
3/4/2025				<0.002			
8/15/2025				<0.002			
8/21/2025	<0.002		<0.002				
8/27/2025		<0.002					
2/12/2026	<0.002	<0.002	<0.002				
2/16/2026					<0.002		
3/2/2026				<0.002		<0.002	<0.002

ND substitution: RL or RL/2 if <15% NDs.

Time Series

Constituent: Barium (mg/L) Analysis Run 5/1/2026 4:03 PM

Plant Bowen Client: Southern Company Data: Bowen LF 3-8

	GWA-1 (bg)	GWA-2 (bg)	GWA-2R (bg)	GWA-3A (bg)	GWA-4RZ (bg)	GWA-39RZ (bg)	GWA-39Z (bg)
8/23/2007	0.02	0.0073	0.0098	0.015 (O)			
10/23/2007	0.039						
10/24/2007		0.027	0.015				
11/2/2007				0.017 (O)			
11/18/2007	0.04	0.13 (O)	0.011	0.019 (O)			
1/30/2008	0.04						
1/31/2008		0.0077	0.13 (O)	0.011 (O)			
3/10/2008	0.033		0.0078				
3/11/2008		0.015		0.016 (O)			
5/6/2008		0.017					
5/13/2008	0.03		0.0077				
5/14/2008				0.013 (O)			
12/4/2008		0.14 (O)	0.0089				
12/5/2008	0.0087			0.021 (O)			
4/15/2009	0.023			0.012 (O)			
4/21/2009		0.018	0.013				
5/20/2009					0.025		
10/7/2009	0.15 (O)	0.014					
10/8/2009			0.008	0.011 (O)			
10/19/2009					0.019		
4/21/2010			0.01				
4/26/2010		0.017					
4/27/2010					0.015		
4/28/2010				0.0081			
5/3/2010	0.025						
9/28/2010			0.0036				
10/4/2010		0.011			0.022		
10/6/2010				0.0083			
10/12/2010	0.029						
4/12/2011			0.0084				
4/13/2011		0.026					
4/14/2011					0.01		
4/21/2011				0.0053			
4/27/2011	0.026						
10/4/2011			0.0066				
10/5/2011		0.021			0.012		
10/13/2011				0.0071			
10/17/2011	0.021						
4/3/2012			0.0625 (O)				
4/11/2012		0.0311			0.0113		
5/1/2012				0.0067			
5/2/2012	0.0212						
10/2/2012					0.017		
10/8/2012	0.019						
10/9/2012		0.018	0.01	0.0055			
4/11/2013			0.021	0.0061	0.019		
4/12/2013	0.022						
4/15/2013		0.056					
10/15/2013		0.018					
10/16/2013	0.02		0.033	0.0062			
10/21/2013					0.011		
4/10/2014			0.021				

Time Series

Constituent: Barium (mg/L) Analysis Run 5/1/2026 4:03 PM

Plant Bowen Client: Southern Company Data: Bowen LF 3-8

	GWA-1 (bg)	GWA-2 (bg)	GWA-2R (bg)	GWA-3A (bg)	GWA-4RZ (bg)	GWA-39RZ (bg)	GWA-39Z (bg)
4/11/2014	0.018						
4/22/2014		0.035					
4/23/2014				0.0047	0.0098		
9/30/2014	0.013	0.0041	0.0062				
10/4/2014				0.0055	0.021		
3/30/2015	0.021	0.036	0.011				
3/31/2015				0.0076	0.012		
10/11/2015					0.012		
10/12/2015				0.0049			
10/13/2015	0.012	0.0048	0.0065				
3/14/2016							0.0234
3/22/2016	0.0182						
3/23/2016		0.0271	0.0206	0.00742 (J)			
5/11/2016							0.00793 (J)
5/19/2016	0.0193		0.0109				
5/20/2016		0.0206					
5/23/2016				0.00532 (J)			
7/19/2016							0.0045 (J)
7/29/2016	0.0174	0.0275	0.007 (J)	0.0053 (J)			
9/15/2016							0.0057 (J)
9/22/2016			0.0071 (J)	0.0058 (J)			
9/23/2016	0.0168	0.0384					
11/2/2016							0.0043 (J)
11/9/2016	0.0171	0.0266					
11/10/2016			0.0052 (J)	0.0051 (J)			
1/18/2017							0.0085 (J)
1/30/2017	0.019						
1/31/2017		0.0094 (J)	0.0076 (J)	0.0054 (J)			
2/21/2017						0.0178	
2/22/2017					0.0273		
3/27/2017						0.0162	
3/28/2017							0.0188
3/30/2017	0.0184	0.0262		0.0049 (J)			
4/3/2017			0.007 (J)				
4/7/2017					0.024		
6/7/2017							0.0273
6/8/2017						0.0156	
6/9/2017	0.0174		0.0074 (J)				
6/12/2017		0.0288		0.005 (J)			
6/14/2017					0.027		
7/12/2017					0.027		
7/17/2017						0.016	
7/20/2017					0.0304		
7/27/2017						0.0184	
7/28/2017					0.0269		
8/9/2017					0.0254	0.0162	
8/24/2017					0.0285		
9/26/2017							0.0236
9/29/2017						0.0159	
10/2/2017	0.0167	0.0048 (J)	0.0085 (J)				
10/3/2017					0.0294		
10/4/2017				0.0047 (J)			

Time Series

Constituent: Barium (mg/L) Analysis Run 5/1/2026 4:03 PM

Plant Bowen Client: Southern Company Data: Bowen LF 3-8

	GWA-1 (bg)	GWA-2 (bg)	GWA-2R (bg)	GWA-3A (bg)	GWA-4RZ (bg)	GWA-39RZ (bg)	GWA-39Z (bg)
3/14/2018							0.027
3/16/2018	0.016		0.015			0.016	
3/19/2018		0.037		0.0047 (J)			
3/21/2018					0.03		
9/12/2018							0.022
9/14/2018		0.0059 (J)	0.0095 (J)			0.015	
9/17/2018	0.015			0.0041 (J)			
9/18/2018					0.032		
3/14/2019						0.018	
3/15/2019							0.019
3/19/2019			0.024				
3/20/2019	0.019	0.0072 (J)		0.0042 (J)			
3/21/2019					0.04		
9/9/2019							0.015
9/11/2019						0.02	
9/12/2019	0.018	0.0056 (J)					
9/13/2019			0.012	0.0042 (J)	0.034		
3/9/2020						0.017	0.0072 (J)
3/11/2020	0.016	0.035	0.027	0.0041 (J)			
3/12/2020					0.053		
9/10/2020							0.0042 (J)
9/15/2020	0.019	0.019	0.013				
9/16/2020						0.027	
9/17/2020					0.036		
3/12/2021							0.014
3/16/2021	0.018		0.013		0.042	0.014	
3/17/2021		0.025					
3/29/2021				0.0073			
8/4/2021							0.011
8/6/2021						0.014	
8/9/2021	0.019	0.024	0.029	0.0073			
8/10/2021					0.045		
1/31/2022							0.013
2/1/2022	0.015	0.026	0.024				
2/2/2022				0.0064		0.013	
2/3/2022					0.063		
8/10/2022							0.01
8/16/2022	0.017	0.021	0.027	0.0067		0.013	
8/17/2022					0.034		
2/13/2023							0.018
2/14/2023						0.014	
2/16/2023	0.018	0.029	0.028				
2/17/2023				0.0065	0.043		
7/25/2023						0.014	
7/26/2023							0.016
7/27/2023	0.018	0.02	0.024				
7/28/2023					0.043		
8/1/2023				0.0074			
2/19/2024						0.015	0.013
2/22/2024	0.018	0.021		0.0074			
2/26/2024			0.021				
2/27/2024					0.046		

Time Series

Constituent: Barium (mg/L) Analysis Run 5/1/2026 4:03 PM

Plant Bowen Client: Southern Company Data: Bowen LF 3-8

	GWA-1 (bg)	GWA-2 (bg)	GWA-2R (bg)	GWA-3A (bg)	GWA-4RZ (bg)	GWA-39RZ (bg)	GWA-39Z (bg)
8/1/2024						0.014	0.011
8/6/2024			0.015				
8/7/2024	0.015	0.017					
8/8/2024				0.0068	0.053		
2/25/2025							0.019
2/26/2025				0.0075		0.016	
2/27/2025	0.017	0.024	0.028				
2/28/2025					0.043		
8/28/2025						0.015	0.013
9/2/2025	0.017	0.022	0.014	0.0078			
9/3/2025					0.038		
2/17/2026				0.0079			
2/18/2026	0.017	0.023	0.012		0.045	0.019	0.016

Time Series

Constituent: Barium (mg/L) Analysis Run 5/1/2026 4:03 PM

Plant Bowen Client: Southern Company Data: Bowen LF 3-8

	GWA-40 (bg)	GWA-41 (bg)	GWA-41R (bg)	GWA-42 (bg)	GWA-43 (bg)	GWA-43R (bg)	GWA-50 (bg)
12/12/2008							0.098 (O)
4/23/2009							0.013
10/6/2009							0.011
4/27/2010							0.016
9/30/2010							0.013
4/14/2011							0.011
10/5/2011							0.015
4/11/2012							0.0102
10/2/2012							0.0091
4/9/2013							0.01
10/15/2013							0.0098
4/10/2014							0.011
10/1/2014							0.0033
3/30/2015							0.0043
10/11/2015							0.0038
3/11/2016				0.00639 (J)	0.0116	0.00819 (J)	
3/15/2016	0.0101	0.0291	0.0462				
3/28/2016							0.0133
5/11/2016	0.00992 (J)						
5/12/2016		0.0322					
5/13/2016			0.0265		0.0361	0.00756 (J)	
5/16/2016				0.00622 (J)			
5/23/2016							0.0109
7/19/2016					0.036	0.0079 (J)	
7/20/2016		0.0313					
7/21/2016	0.009 (J)		0.0243				
7/22/2016				0.0062 (J)			
8/1/2016							0.0058 (J)
9/15/2016	0.0109	0.0217					
9/16/2016					0.0259	0.0078 (J)	
9/19/2016				0.0064 (J)			
9/21/2016			0.0145				
9/26/2016							0.0092 (J)
11/2/2016					0.037	0.0082 (J)	
11/3/2016	0.0115	0.0272	0.0082 (J)	0.0058 (J)			
11/10/2016							0.0083 (J)
1/17/2017	0.0101		0.007 (J)	0.0061 (J)			
1/18/2017		0.0286			0.0248	0.0085 (J)	
1/30/2017							0.0117
3/24/2017	0.0086 (J)	0.0307					
3/27/2017			0.016	0.0063 (J)			
3/28/2017					0.0222	0.0084 (J)	
4/7/2017							0.0109
5/24/2017	0.0087 (J)						
6/6/2017		0.0242	0.0301		0.02	0.0078 (J)	
6/7/2017				0.0064 (J)			
6/12/2017							0.0094 (J)
9/22/2017					0.0179	0.0076 (J)	
9/25/2017		0.0252	0.0169				
9/26/2017	0.0075 (J)			0.006 (J)			
10/2/2017							0.0122
3/14/2018	0.0064 (J)	0.021	0.036	0.0065 (J)	0.016		

Time Series

Constituent: Barium (mg/L) Analysis Run 5/1/2026 4:03 PM

Plant Bowen Client: Southern Company Data: Bowen LF 3-8

	GWA-40 (bg)	GWA-41 (bg)	GWA-41R (bg)	GWA-42 (bg)	GWA-43 (bg)	GWA-43R (bg)	GWA-50 (bg)
3/15/2018						0.0092 (J)	
3/16/2018							0.0084 (J)
9/12/2018	0.0075 (J)	0.025	0.021		0.017	0.008 (J)	
9/14/2018				0.0065 (J)			
9/17/2018							0.01
3/13/2019	0.0076 (J)				0.014	0.0077 (J)	
3/14/2019		0.028	0.04	0.0066 (J)			
3/19/2019							0.012
9/9/2019	0.0078 (J)						
9/10/2019		0.018	0.031	0.0068 (J)			
9/11/2019					0.015	0.0079 (J)	
9/13/2019							0.0088 (J)
3/6/2020		0.022		0.0066 (J)			
3/9/2020	0.0088 (J)		0.031		0.012	0.0069 (J)	
3/11/2020							0.0077 (J)
9/10/2020		0.024	0.031	0.0059 (J)			
9/11/2020	0.0079 (J)				0.024		
9/14/2020						0.0075 (J)	
9/16/2020							0.0081 (J)
3/10/2021	0.0083		0.023				
3/11/2021		0.024		0.0061	0.0096	0.0069	
3/17/2021							0.0074
8/4/2021	0.008	0.021	0.021	0.0061			
8/5/2021						0.0069	
8/6/2021					0.015		
8/9/2021							0.0071
1/31/2022	0.0081	0.022	0.031	0.0063	0.014	0.0076	
2/1/2022							0.0065
8/10/2022				0.0063		0.0066	
8/11/2022		0.022	0.019		0.016		
8/12/2022	0.0076						
8/16/2022							0.0072
2/13/2023	0.0075	0.029	0.028	0.0061		0.0064	
2/14/2023					0.011		
2/16/2023							0.0067
7/25/2023		0.018	0.023		0.012	0.0073	
7/26/2023	0.0081			0.0064			
7/28/2023							0.0075
2/19/2024	0.0083	0.017	0.027				
2/20/2024				0.007	0.011	0.0074	
2/22/2024							0.0073
8/1/2024	0.0073	0.014	0.044	0.0063			
8/2/2024					0.0099	0.0072	
8/8/2024							0.0073
2/25/2025	0.0083	0.019	0.037	0.0071	0.01	0.0074	
2/27/2025							0.0074
8/27/2025	0.0073		0.025				
8/28/2025		0.015		0.0065	0.012	0.0072	
9/2/2025							0.0075
2/16/2026	0.0078	0.015	0.023	0.0071	0.013	0.0075	
2/17/2026							0.0071

Time Series

Constituent: Barium (mg/L) Analysis Run 5/1/2026 4:03 PM

Plant Bowen Client: Southern Company Data: Bowen LF 3-8

	GWA-50R (bg)	GWA-51RZ (bg)	GWA-52 (bg)	GWA-53 (bg)	GWA-53R (bg)	GWA-54 (bg)	GWA-55 (bg)
12/12/2008	0.016						
4/23/2009	0.14 (O)						
10/6/2009	0.12 (O)						
5/3/2010	0.12 (O)						
10/11/2010	0.019						
4/27/2011	0.02						
10/19/2011	0.014						
5/1/2012	0.013						
10/2/2012	0.015						
4/10/2013	0.016						
10/16/2013	0.017						
4/22/2014	0.017						
10/1/2014	0.013						
3/30/2015	0.014						
5/8/2015		0.0094	0.033		0.014		
5/9/2015				0.044		0.054	0.022
5/17/2015		0.014	0.04		0.015		
5/18/2015				0.04		0.058	0.031
5/25/2015		0.012	0.039	0.036	0.014	0.051	
5/26/2015							0.028
6/8/2015		0.0094	0.031	0.028	0.014		
6/9/2015						0.034	0.031
6/17/2015				0.026		0.032	0.029
6/18/2015		0.0075	0.039		0.013		
6/24/2015		0.0056	0.042	0.021	0.014		
6/25/2015						0.032	0.024
6/30/2015		0.0047	0.033	0.018	0.014		
7/1/2015						0.029	0.026
7/6/2015		0.0047	0.031	0.018	0.013		
7/7/2015						0.029	0.027
8/12/2015		0.00383 (J)	0.0355	0.0237	0.015 (J)	0.027	<0.02
8/13/2015							0.02
10/11/2015	0.0093						
12/8/2015		0.0049					
2/29/2016			0.028				
3/2/2016				0.017	0.015	0.0297	0.0276
3/28/2016	0.0155						
5/3/2016				0.016	0.0144		0.0291
5/4/2016		0.0207	0.0273			0.0299	
5/25/2016	0.0143						
7/7/2016		0.0207					
7/8/2016			0.0284	0.0156		0.0294	
7/11/2016					0.0145		0.0225
8/1/2016	0.0129						
9/7/2016					0.014		
9/8/2016		0.0278	0.0242	0.0144		0.0275	
9/9/2016							0.018
9/26/2016	0.0177						
10/26/2016		0.0204	0.021	0.0128		0.0263	0.0177
10/27/2016					0.0142		
11/11/2016	0.0117						
1/6/2017		0.0221	0.0219		0.0139		

ND substitution: RL or RL/2 if <15% NDs.

Time Series

Constituent: Barium (mg/L) Analysis Run 5/1/2026 4:03 PM

Plant Bowen Client: Southern Company Data: Bowen LF 3-8

	GWA-50R (bg)	GWA-51RZ (bg)	GWA-52 (bg)	GWA-53 (bg)	GWA-53R (bg)	GWA-54 (bg)	GWA-55 (bg)
1/9/2017				0.0134		0.0263	0.0183
1/30/2017	0.0113						
3/15/2017		0.0172	0.0202			0.0262	
3/16/2017				0.0129	0.0145		0.0175
4/3/2017	0.0166						
5/17/2017			0.0219				
5/18/2017		0.0181				0.0276	0.0203
5/19/2017				0.0141	0.0161		
6/12/2017	0.017						
7/19/2017		0.018					
9/15/2017			0.0209			0.0281	0.0197
9/19/2017		0.0271		0.0127	0.0153		
10/2/2017	0.0157						
3/12/2018							0.023
3/13/2018		0.017	0.02	0.013	0.015	0.034	
3/16/2018	0.012						
9/6/2018			0.024			0.04	
9/7/2018		0.022					0.025
9/11/2018				0.013	0.015		
9/18/2018	0.0099 (J)						
3/7/2019			0.025			0.039	
3/8/2019		0.015		0.012			0.027
3/12/2019					0.016		
3/19/2019	0.013						
9/4/2019			0.02				
9/5/2019		0.018		0.013	0.014	0.034	0.024
9/12/2019	0.011						
3/2/2020			0.023				
3/3/2020		0.017				0.031	0.023
3/4/2020				0.013	0.015		
3/11/2020	0.0095 (J)						
9/3/2020			0.017				
9/4/2020							0.022
9/8/2020				0.012	0.013	0.035	
9/9/2020		0.017					
9/15/2020	0.0089 (J)						
2/24/2021			0.025				
2/25/2021		0.018				0.034	0.028
2/26/2021				0.013	0.015		
3/17/2021	0.012						
7/27/2021			0.026			0.028	
7/28/2021		0.019					0.027
7/29/2021				0.013	0.015		
8/9/2021	0.0089						
1/25/2022			0.023			0.031	
1/26/2022		0.034		0.013	0.014		0.026
2/2/2022	0.009						
8/5/2022			0.019			0.03	
8/8/2022				0.011	0.013		0.026
8/9/2022		0.015					
8/17/2022	0.0091						
2/16/2023	0.0081						

Time Series

Constituent: Barium (mg/L) Analysis Run 5/1/2026 4:03 PM

Plant Bowen Client: Southern Company Data: Bowen LF 3-8

	GWA-50R (bg)	GWA-51RZ (bg)	GWA-52 (bg)	GWA-53 (bg)	GWA-53R (bg)	GWA-54 (bg)	GWA-55 (bg)
7/28/2023	0.0079						
2/22/2024	0.008						
8/8/2024	0.0079						
2/28/2025	0.0081						
9/2/2025	0.008						
2/17/2026	0.0081						

Time Series

Constituent: Barium (mg/L) Analysis Run 5/1/2026 4:03 PM

Plant Bowen Client: Southern Company Data: Bowen LF 3-8

	GWA-55R (bg)	GWA-56 (bg)	GWC-16R	GWC-17R	GWC-18	GWC-18R	GWC-19R
9/16/2014			0.069				
9/17/2014				0.019	0.035	0.015	0.018
10/4/2014			0.057	0.02	0.038	0.028	0.017
10/21/2014			0.056	0.02	0.034	0.027 (O)	0.017
11/5/2014					0.04		0.017
11/11/2014			0.05	0.021		0.028 (O)	
3/3/2015			0.045	0.02	0.033	0.034 (O)	0.016
3/18/2015			0.044	0.019	0.031	0.014	
3/19/2015							0.015
4/6/2015			0.045	0.02			
4/7/2015					0.038	0.017	0.017
4/23/2015			0.041	0.019	0.031	0.013	
4/24/2015							0.015
5/9/2015	0.042	0.018					
5/18/2015	0.063						
5/19/2015		0.02					
5/26/2015	0.057	0.02					
6/9/2015	0.07	0.02					
6/17/2015	0.065	0.019					
6/25/2015	0.068	0.019					
7/1/2015	0.069	0.018					
7/7/2015	0.071	0.019					
7/29/2015			0.043	0.02	0.045	0.013	0.016
8/12/2015	<0.02	<0.02					
8/13/2015	0.0601	0.0269					
3/3/2016	0.0424	0.0259	0.0806				
3/4/2016				0.0219			
3/7/2016					0.021	0.0129	0.0161
5/3/2016	0.0477						
5/5/2016					0.0278	0.0149	
5/9/2016		0.0236					0.0162
5/10/2016			0.0495	0.0204			
7/11/2016	0.0506	0.0295					
7/13/2016			0.0374		0.0255	0.0132	
7/14/2016				0.0198			0.0142
9/9/2016	0.0478	0.0259					
9/12/2016						0.0142	0.0154
9/13/2016					0.0251		
9/14/2016				0.0183			
9/15/2016			0.0542				
10/26/2016		0.0231					
10/27/2016	0.0472						
10/31/2016					0.0277		0.015
11/1/2016				0.0209		0.0127	
11/2/2016			0.0561				
1/9/2017	0.0507	0.0273					
1/11/2017			0.0401	0.0194		0.0146	0.0148
1/12/2017					0.0258		
3/15/2017		0.0286					
3/16/2017	0.0497						
3/20/2017			0.0383			0.0147	
3/21/2017				0.0201			0.0159

ND substitution: RL or RL/2 if <15% NDs.

Time Series

Constituent: Barium (mg/L) Analysis Run 5/1/2026 4:03 PM

Plant Bowen Client: Southern Company Data: Bowen LF 3-8

	GWA-55R (bg)	GWA-56 (bg)	GWC-16R	GWC-17R	GWC-18	GWC-18R	GWC-19R
3/23/2017					0.0254		
5/18/2017	0.0466	0.0253					
5/22/2017						0.0146	0.0155
5/23/2017			0.0376	0.0199	0.0247		
9/15/2017		0.0247					
9/18/2017	0.0436						
9/20/2017							0.0164
9/21/2017			0.0418			0.0152	
9/22/2017				0.0195			
9/25/2017					0.0228		
3/12/2018	0.041						
3/13/2018		0.031					
3/14/2018			0.036	0.02	0.025	0.014	0.016
9/7/2018	0.039	0.034	0.047			0.015	
9/10/2018							0.016
9/11/2018				0.019	0.019		
3/7/2019	0.033	0.042					
3/11/2019			0.044				
3/12/2019				0.021	0.014	0.014	0.016
9/4/2019		0.033					
9/5/2019	0.032						
9/6/2019						0.014	
9/9/2019			0.03		0.028		0.015
9/10/2019				0.019			
3/4/2020	0.029	0.039	0.045				0.017
3/5/2020				0.018		0.015	
3/6/2020					0.015		
9/4/2020	0.032	0.033					
9/9/2020			0.051	0.018	0.016	0.014	0.014
2/25/2021	0.034	0.032					
2/26/2021					0.017	0.015	0.016
3/9/2021			0.058				
3/10/2021				0.019			
7/28/2021	0.03	0.035					
7/29/2021					0.016	0.015	
7/30/2021			0.045	0.019			
8/3/2021							0.017
1/26/2022		0.032					
1/27/2022	0.032					0.014	0.016
1/28/2022			0.049	0.018	0.044		
8/5/2022		0.033					
8/8/2022	0.027						
8/9/2022							0.014
8/10/2022					0.013	0.014	
8/11/2022			0.034	0.017			
2/9/2023					0.016	0.015	0.015
2/10/2023			0.053	0.018			
8/3/2023				0.019	0.012		
8/4/2023			0.034			0.013	0.014
2/14/2024					0.014	0.014	0.015
2/15/2024			0.041	0.018			
7/31/2024			0.035	0.018	0.013	0.013	0.014

Time Series

Constituent: Barium (mg/L) Analysis Run 5/1/2026 4:03 PM

Plant Bowen Client: Southern Company Data: Bowen LF 3-8

	GWA-55R (bg)	GWA-56 (bg)	GWC-16R	GWC-17R	GWC-18	GWC-18R	GWC-19R
2/19/2025						0.014	
2/20/2025					0.014		0.016
2/25/2025			0.039	0.019			
8/21/2025			0.028				
8/22/2025				0.019		0.014	
8/26/2025					0.014		
8/27/2025							0.015
2/12/2026					0.014	0.015	0.016
2/13/2026			0.035	0.018			

Time Series

Constituent: Barium (mg/L) Analysis Run 5/1/2026 4:03 PM

Plant Bowen Client: Southern Company Data: Bowen LF 3-8

	GWC-20R	GWC-21R	GWC-22R	GWC-23R	GWC-24R	GWC-25R	GWC-26
9/16/2014					0.019	0.015	
9/18/2014	0.031	0.023	0.057	0.042			
10/4/2014					0.019	0.015	
10/5/2014	0.032	0.025	0.052	0.038			
10/22/2014	0.03	0.025	0.052	0.029			
10/23/2014					0.019	0.015	
11/5/2014	0.031	0.025	0.052	0.031			
11/10/2014					0.019	0.015	
3/4/2015	0.026	0.024	0.046	0.03	0.021	0.016	
3/19/2015	0.028	0.024	0.045				
3/20/2015				0.027	0.02	0.015	
4/7/2015	0.031						
4/8/2015		0.027	0.045	0.032	0.023		
4/9/2015						0.016	
4/23/2015				0.026	0.02	0.015	
4/24/2015	0.027	0.025	0.039				
7/30/2015	0.032	0.025	0.039	0.029	0.021	0.015	
3/4/2016					0.0422 (O)		
3/7/2016			0.026				
3/8/2016	0.0298	0.0377				0.0161	
3/9/2016				0.0255			
5/4/2016						0.0167	
5/5/2016			0.0374		0.0249		
5/6/2016				0.0233			
5/9/2016	0.0304	0.0347					
7/12/2016					0.0246		
7/14/2016	0.0307		0.0271				
7/15/2016		0.0259		0.0208			
7/18/2016						0.0162	
9/9/2016		0.0242					
9/12/2016	0.0331		0.045				
9/13/2016					0.0236	0.0161	
9/14/2016				0.0198			
10/27/2016		0.0227	0.0359		0.0229	0.016	
10/31/2016	0.0321						
11/1/2016				0.0207			
1/12/2017	0.0291	0.0253					
1/13/2017			0.0338		0.0292	0.015	
1/25/2017				0.0195			
3/16/2017						0.0163	
3/20/2017			0.033		0.029		
3/21/2017		0.0292					
3/22/2017	0.025			0.0211			
5/19/2017					0.0295	0.0164	
5/22/2017	0.0276						
5/23/2017		0.0282	0.0287				
5/24/2017				0.0217			
9/19/2017	0.034	0.0276	0.0389		0.0248	0.0147	
9/21/2017				0.0226			
3/13/2018			0.028		0.031	0.015	
3/14/2018	0.03	0.024		0.024			
9/7/2018			0.055				

Time Series

Constituent: Barium (mg/L) Analysis Run 5/1/2026 4:03 PM

Plant Bowen Client: Southern Company Data: Bowen LF 3-8

	GWC-20R	GWC-21R	GWC-22R	GWC-23R	GWC-24R	GWC-25R	GWC-26
9/10/2018	0.028	0.016					
9/11/2018				0.023	0.024	0.015	
3/8/2019					0.02	0.017	
3/11/2019		0.015	0.048				
3/12/2019	0.03			0.022			
9/5/2019			0.045		0.022	0.016	
9/6/2019	0.027	0.041		0.021			
3/3/2020		0.022	0.044		0.02	0.015	
3/5/2020	0.028			0.022			
9/4/2020	0.033					0.016	
9/8/2020		0.015	0.054				
9/9/2020				0.036	0.024		
3/9/2021	0.027	0.014	0.045		0.021	0.016	
3/10/2021				0.026			
7/29/2021					0.014		
7/30/2021				0.028			
8/2/2021	0.03	0.024	0.034			0.018	
1/27/2022	0.028		0.06			0.017	
1/28/2022		0.037		0.036	0.025		
8/9/2022	0.029				0.015	0.015	
8/10/2022		0.03	0.042				
8/11/2022				0.034			
2/9/2023		0.031	0.04		0.018	0.016	
2/10/2023	0.031			0.038			
6/20/2023							0.019
8/3/2023	0.035		0.033	0.042	0.017	0.014	
8/4/2023		0.025					
8/7/2023							0.018
10/12/2023							0.017
12/12/2023							0.017
2/15/2024	0.031	0.024	0.036		0.018		
2/16/2024				0.14 (o)		0.015	
2/29/2024							0.031
4/3/2024				0.018			
4/23/2024							0.017
6/12/2024							0.017
7/31/2024			0.032	0.038	0.017	0.014	
8/1/2024	0.038						
8/2/2024		0.023					
8/27/2024							0.021
2/20/2025	0.033		0.042				
2/24/2025					0.016		
2/25/2025		0.024		0.023		0.015	
3/4/2025							0.025
8/15/2025							0.016
8/18/2025						0.014	
8/21/2025				0.02			
8/22/2025		0.024					
8/26/2025	0.039		0.036		0.017		
2/12/2026	0.041				0.019		
2/13/2026			0.031	0.022		0.015	
2/17/2026		0.024					

Time Series

Constituent: Barium (mg/L) Analysis Run 5/1/2026 4:03 PM

Plant Bowen Client: Southern Company Data: Bowen LF 3-8

	GWC-20R	GWC-21R	GWC-22R	GWC-23R	GWC-24R	GWC-25R	GWC-26
2/24/2026							0.036

Time Series

Constituent: Barium (mg/L) Analysis Run 5/1/2026 4:03 PM

Plant Bowen Client: Southern Company Data: Bowen LF 3-8

	GWC-27	GWC-27R	GWC-28	GWC-29	GWC-29R	GWC-30	GWC-31
6/20/2023			0.013				
6/23/2023	0.015	0.012					0.048
6/26/2023				0.029			
6/27/2023					0.012	0.015	
8/7/2023	0.016	0.013		0.032			
8/8/2023			0.013				
8/9/2023						0.015	0.07
8/10/2023					0.012		
10/11/2023				0.038			0.085
10/12/2023	0.017	0.015	0.011				
10/13/2023					0.013	0.018	
12/12/2023	0.017	0.016	0.012	0.033			0.078
12/13/2023					0.013	0.02	
2/29/2024	0.017	0.015		0.035			
3/1/2024					0.014	0.02	0.072
3/4/2024			0.012				
4/23/2024	0.016	0.014		0.027			0.062
4/24/2024			0.012		0.014	0.017	
6/11/2024				0.03			
6/12/2024	0.016		0.012		0.013	0.017	0.059
6/13/2024		0.014					
8/26/2024	0.016	0.014		0.031			0.06
8/27/2024			0.015		0.013	0.023	
3/4/2025	0.017	0.015					
3/5/2025				0.031		0.022	0.053
3/6/2025			0.017		0.015		
8/18/2025		0.014		0.028			
8/19/2025			0.023		0.014	0.02	
8/20/2025	0.016						0.054
2/25/2026							0.05
2/26/2026				0.03	0.015		
2/27/2026						0.022	
3/2/2026	0.018	0.015	0.026				

Time Series

Constituent: Barium (mg/L) Analysis Run 5/1/2026 4:03 PM

Plant Bowen Client: Southern Company Data: Bowen LF 3-8

	GWC-31R	GWC-32	GWC-33R	GWC-34	GWC-34R	GWC-35	GWC-36A
4/6/2022							0.041
8/8/2022							0.037
2/8/2023							0.041
6/21/2023			0.0019 (J)	0.023	0.016		
6/23/2023	0.019						
6/26/2023		0.016					
6/28/2023						0.019	
8/2/2023							0.026
8/7/2023				0.025	0.016		
8/8/2023			0.0013 (J)				
8/9/2023	0.025	0.02					
8/10/2023						0.021	
10/10/2023				0.031	0.019		
10/11/2023	0.021		0.0013 (J)			0.02	
10/13/2023		0.027					
12/12/2023	0.018						
12/13/2023		0.032	0.0014 (J)	0.029	0.018	0.022	
2/13/2024							0.039
2/29/2024		0.038		0.029	0.018	0.023	
3/4/2024	0.027		0.0015 (J)				
4/23/2024	0.02		0.0014 (J)				
4/24/2024		0.03		0.029	0.017	0.022	
6/11/2024	0.019						
6/12/2024		0.033					
6/13/2024			0.0014 (J)	0.029	0.017	0.021	
7/30/2024							0.037
8/26/2024	0.018						
8/27/2024		0.036	0.0014 (J)			0.024	
8/28/2024				0.035	0.019		
2/19/2025							0.039
3/5/2025	0.019		0.0019 (J)			0.027	
3/6/2025		0.033					
8/15/2025						0.024	
8/19/2025	0.016		0.0016 (J)				
8/20/2025		0.034					
8/21/2025							0.022
9/4/2025				0.04	0.019		
2/12/2026							0.032
2/24/2026						0.027	
2/27/2026	0.017						
3/2/2026		0.033		0.039	0.02		
3/3/2026			0.0015 (J)				

Time Series

Constituent: Barium (mg/L) Analysis Run 5/1/2026 4:03 PM

Plant Bowen Client: Southern Company Data: Bowen LF 3-8

	GWC-36RA	GWC-37	GWC-38	GWC-57	GWC-25	GWC-31S	GWC-58
9/15/2014	0.031						
9/16/2014		0.0071	0.014				
10/3/2014	0.024	0.0087	0.016				
10/20/2014	0.024	0.0085	0.014				
11/10/2014	0.014	0.008	0.015				
3/2/2015	0.013	0.0063	0.03 (O)				
3/17/2015	0.013	0.0066	0.018				
4/5/2015	0.022	0.0068					
4/6/2015			0.014				
4/21/2015	0.018						
4/22/2015		0.0094	0.012				
7/28/2015	0.022	0.0057	0.012				
3/1/2016	0.021	0.0101					
3/2/2016			0.0123				
5/2/2016	0.0225						
5/3/2016		0.0104	0.0114				
7/6/2016	0.0249						
7/7/2016			0.012				
7/8/2016		0.0095 (J)					
9/7/2016	0.0251	0.0095 (J)					
9/8/2016			0.0131				
10/25/2016	0.0274	0.0121	0.0122				
1/5/2017	0.028						
1/6/2017		0.014					
2/9/2017			0.0104				
3/14/2017	0.02	0.009 (J)					
3/23/2017			0.0128				
5/16/2017	0.0221	0.0084 (J)					
5/17/2017			0.0113				
9/15/2017	0.0231	0.0078 (J)					
9/19/2017			0.0114				
3/12/2018	0.023	0.006 (J)					
3/13/2018			0.011				
9/6/2018	0.024	0.0058 (J)	0.011				
3/6/2019		0.0052 (J)					
3/7/2019	0.018		0.011				
9/4/2019	0.026	0.005 (J)	0.011				
3/2/2020	0.024	0.005 (J)	0.012				
9/3/2020		0.0045 (J)	0.011				
9/14/2020	0.03						
2/24/2021		0.0044 (J)	0.013				
3/26/2021	0.02						
7/27/2021	0.043						
7/28/2021		0.0052	0.013				
1/25/2022			0.012				
1/26/2022	0.035	0.0046 (J)					
8/5/2022			0.012				
8/8/2022	0.038	0.0035 (J)					
2/8/2023	0.038	0.0039 (J)	0.013				
6/21/2023				0.014			
8/2/2023		0.0038 (J)	0.011				
8/3/2023	0.033						

Time Series

Constituent: Barium (mg/L) Analysis Run 5/1/2026 4:03 PM

Plant Bowen Client: Southern Company Data: Bowen LF 3-8

	GWC-36RA	GWC-37	GWC-38	GWC-57	GWC-25	GWC-31S	GWC-58
8/8/2023				0.017			
10/10/2023				0.014			
12/13/2023				0.014			
2/13/2024	0.036	<0.005	0.012				
3/4/2024				0.0054			
4/24/2024				0.0037 (J)			
6/13/2024				0.0038 (J)			
7/30/2024	0.036	0.0035 (J)	0.012				
8/27/2024				0.0048 (J)			
2/19/2025	0.036	0.0038 (J)	0.014				
3/4/2025				0.0035 (J)			
8/15/2025				0.0027 (J)			
8/21/2025	0.026		0.011				
8/27/2025		0.0035 (J)					
2/12/2026	0.034	0.0039 (J)	0.015				
2/16/2026					0.027		
3/2/2026				0.003 (J)		0.036	0.0078

ND substitution: RL or RL/2 if <15% NDs.

Time Series

Constituent: Beryllium (mg/L) Analysis Run 5/1/2026 4:03 PM

Plant Bowen Client: Southern Company Data: Bowen LF 3-8

	GWA-1 (bg)	GWA-2 (bg)	GWA-2R (bg)	GWA-3A (bg)	GWA-4RZ (bg)	GWA-39RZ (bg)	GWA-39Z (bg)
8/23/2007	<0.0004	<0.0004	<0.0004	<0.0004			
10/23/2007	<0.0004						
10/24/2007		<0.0004	<0.0004				
11/2/2007				<0.0004			
11/18/2007	<0.0004	<0.0004	<0.0004	<0.0004			
1/30/2008	<0.0004						
1/31/2008		<0.0004	<0.0004	<0.0004			
3/10/2008	<0.0004		<0.0004				
3/11/2008		<0.0004		<0.0004			
5/6/2008		<0.0004					
5/13/2008	<0.0004		<0.0004				
5/14/2008				<0.0004			
12/4/2008		<0.0004	<0.0004				
12/5/2008	<0.0004			<0.0004			
4/15/2009	<0.0004			<0.0004			
4/21/2009		<0.0004	<0.0004				
5/20/2009					<0.0004		
10/7/2009	<0.0004	<0.0004					
10/8/2009			<0.0004	<0.0004			
10/19/2009					<0.0004		
4/21/2010			<0.0004				
4/26/2010		<0.0004					
4/27/2010					<0.0004		
4/28/2010				<0.0004			
5/3/2010	<0.0004						
9/28/2010			<0.0004				
10/4/2010		<0.0004			<0.0004		
10/6/2010				<0.0004			
10/12/2010	<0.0004						
4/12/2011			<0.0004				
4/13/2011		<0.0004					
4/14/2011					<0.0004		
4/21/2011				<0.0004			
4/27/2011	<0.0004						
10/4/2011			<0.0004				
10/5/2011		<0.0004			<0.0004		
10/13/2011				<0.0004			
10/17/2011	<0.0004						
4/3/2012			<0.0004				
4/11/2012		<0.0004			<0.0004		
5/1/2012				<0.0004			
5/2/2012	<0.0004						
10/2/2012					<0.0004		
10/8/2012	<0.0004						
10/9/2012		<0.0004	<0.0004	<0.0004			
4/11/2013			<0.0004	<0.0004	<0.0004		
4/12/2013	<0.0004						
4/15/2013		<0.0004					
10/15/2013		<0.0004					
10/16/2013	<0.0004		<0.0004	<0.0004			
10/21/2013					<0.0004		
4/10/2014			<0.0004				

ND substitution: RL or RL/2 if <15% NDs.

Time Series

Constituent: Beryllium (mg/L) Analysis Run 5/1/2026 4:03 PM

Plant Bowen Client: Southern Company Data: Bowen LF 3-8

	GWA-1 (bg)	GWA-2 (bg)	GWA-2R (bg)	GWA-3A (bg)	GWA-4RZ (bg)	GWA-39RZ (bg)	GWA-39Z (bg)
4/11/2014	<0.0004						
4/22/2014		<0.0004					
4/23/2014				<0.0004	<0.0004		
9/30/2014	<0.0004	<0.0004	<0.0004				
10/4/2014				<0.0004	0.00051 (J)		
3/30/2015	0.00029 (J)	<0.0004	<0.0004				
3/31/2015				<0.0004	<0.0004		
10/11/2015					<0.0004		
10/12/2015				<0.0004			
10/13/2015	<0.0004	<0.0004	<0.0004				
3/14/2016							<0.0004
3/22/2016	<0.0004						
3/23/2016		<0.0004	<0.0004	<0.0004			
5/11/2016							<0.0004
5/19/2016	<0.0004		<0.0004				
5/20/2016		<0.0004					
5/23/2016				<0.0004			
7/19/2016							<0.0004
7/29/2016	<0.0004	<0.0004	<0.0004	<0.0004			
9/15/2016							<0.0004
9/22/2016			<0.0004	<0.0004			
9/23/2016	<0.0004	<0.0004					
11/2/2016							<0.0004
11/9/2016	0.0001 (J)	<0.0004					
11/10/2016			<0.0004	<0.0004			
1/18/2017							<0.0004
1/30/2017	<0.0004						
1/31/2017		<0.0004	<0.0004	<0.0004			
2/21/2017						<0.0004	
2/22/2017					<0.0004		
3/27/2017						<0.0004	
3/28/2017							<0.0004
3/30/2017	<0.0004	<0.0004		<0.0004			
4/3/2017			<0.0004				
4/7/2017					<0.0004		
6/7/2017							<0.0004
6/8/2017						<0.0004	
6/9/2017	<0.0004		<0.0004				
6/12/2017		<0.0004		<0.0004			
6/14/2017					<0.0004		
7/12/2017					<0.0004		
7/17/2017						<0.0004	
7/20/2017					<0.0004		
7/27/2017						<0.0004	
7/28/2017					<0.0004		
8/9/2017					<0.0004	<0.0004	
8/24/2017					<0.0004		
9/26/2017							<0.0004
9/29/2017						<0.0004	
10/2/2017	<0.0004	<0.0004	<0.0004				
10/3/2017					<0.0004		
10/4/2017				<0.0004			

ND substitution: RL or RL/2 if <15% NDs.

Time Series

Constituent: Beryllium (mg/L) Analysis Run 5/1/2026 4:03 PM

Plant Bowen Client: Southern Company Data: Bowen LF 3-8

	GWA-1 (bg)	GWA-2 (bg)	GWA-2R (bg)	GWA-3A (bg)	GWA-4RZ (bg)	GWA-39RZ (bg)	GWA-39Z (bg)
3/14/2018							<0.0004
3/16/2018	<0.0004		<0.0004			<0.0004	
3/19/2018		<0.0004		<0.0004			
3/21/2018					<0.0004		
9/12/2018							<0.0004
9/14/2018		<0.0004	<0.0004			<0.0004	
9/17/2018	<0.0004			<0.0004			
9/18/2018					<0.0004		
3/14/2019						<0.0004	
3/15/2019							<0.0004
3/19/2019			<0.0004				
3/20/2019	<0.0004	<0.0004		<0.0004			
3/21/2019					<0.0004		
9/9/2019							<0.0004
9/11/2019						<0.0004	
9/12/2019	<0.0004	<0.0004					
9/13/2019			<0.0004	<0.0004	<0.0004		
3/9/2020						<0.0004	<0.0004
3/11/2020	<0.0004	<0.0004	<0.0004	<0.0004			
3/12/2020					<0.0004		
9/10/2020							<0.0004
9/15/2020	<0.0004	<0.0004	<0.0004				
9/16/2020						<0.0004	
9/17/2020					<0.0004		
3/12/2021							<0.0004
3/16/2021	<0.0004		<0.0004		<0.0004	<0.0004	
3/17/2021		<0.0004					
3/29/2021				<0.0004			
8/4/2021							<0.0004
8/6/2021						<0.0004	
8/9/2021	<0.0004	<0.0004	<0.0004	<0.0004			
8/10/2021					<0.0004		
1/31/2022							<0.0004
2/1/2022	<0.0004	<0.0004	<0.0004				
2/2/2022				<0.0004		<0.0004	
2/3/2022					<0.0004		
8/10/2022							<0.0004
8/16/2022	<0.0004	<0.0004	<0.0004	<0.0004		<0.0004	
8/17/2022					<0.0004		
2/13/2023							<0.0004
2/14/2023						<0.0004	
2/16/2023	<0.0004	<0.0004	<0.0004				
2/17/2023				<0.0004	<0.0004		
7/25/2023						<0.0004	
7/26/2023							<0.0004
7/27/2023	<0.0004	<0.0004	<0.0004				
7/28/2023					<0.0004		
8/1/2023				<0.0004			
2/19/2024						<0.0004	<0.0004
2/22/2024	<0.0004	<0.0004		<0.0004			
2/26/2024			<0.0004				
2/27/2024					<0.0004		

ND substitution: RL or RL/2 if <15% NDs.

Time Series

Constituent: Beryllium (mg/L) Analysis Run 5/1/2026 4:03 PM

Plant Bowen Client: Southern Company Data: Bowen LF 3-8

	GWA-1 (bg)	GWA-2 (bg)	GWA-2R (bg)	GWA-3A (bg)	GWA-4RZ (bg)	GWA-39RZ (bg)	GWA-39Z (bg)
8/1/2024						<0.0004	<0.0004
8/6/2024			<0.0004				
8/7/2024	<0.0004	<0.0004					
8/8/2024				<0.0004	<0.0004		
2/25/2025							<0.0004
2/26/2025				<0.0004		<0.0004	
2/27/2025	<0.0004	<0.0004	<0.0004				
2/28/2025					<0.0004		
8/28/2025						<0.0004	<0.0004
9/2/2025	<0.0004	<0.0004	<0.0004	<0.0004			
9/3/2025					<0.0004		
2/17/2026				<0.0004			
2/18/2026	<0.0004	<0.0004	<0.0004		<0.0004	<0.0004	<0.0004

ND substitution: RL or RL/2 if <15% NDs.

Time Series

Constituent: Beryllium (mg/L) Analysis Run 5/1/2026 4:03 PM

Plant Bowen Client: Southern Company Data: Bowen LF 3-8

	GWA-40 (bg)	GWA-41 (bg)	GWA-41R (bg)	GWA-42 (bg)	GWA-43 (bg)	GWA-43R (bg)	GWA-50 (bg)
12/12/2008							<0.0004
4/23/2009							<0.0004
10/6/2009							<0.0004
4/27/2010							<0.0004
9/30/2010							<0.0004
4/14/2011							<0.0004
10/5/2011							<0.0004
4/11/2012							<0.0004
10/2/2012							<0.0004
4/9/2013							<0.0004
10/15/2013							<0.0004
4/10/2014							<0.0004
10/1/2014							<0.0004
3/30/2015							<0.0004
10/11/2015							<0.0004
3/11/2016				<0.0004	<0.0004	<0.0004	
3/15/2016	<0.0004	<0.0004	<0.0004				
3/28/2016							<0.0004
5/11/2016	<0.0004						
5/12/2016		<0.0004					
5/13/2016			<0.0004		<0.0004	<0.0004	
5/16/2016				<0.0004			
5/23/2016							<0.0004
7/19/2016					<0.0004	<0.0004	
7/20/2016		<0.0004					
7/21/2016	<0.0004		<0.0004				
7/22/2016				0.0002 (J)			
8/1/2016							<0.0004
9/15/2016	<0.0004	<0.0004					
9/16/2016					<0.0004	<0.0004	
9/19/2016				0.0001 (J)			
9/21/2016			<0.0004				
9/26/2016							<0.0004
11/2/2016					<0.0004	<0.0004	
11/3/2016	<0.0004	<0.0004	<0.0004	0.0002 (J)			
11/10/2016							<0.0004
1/17/2017	<0.0004		<0.0004	0.0001 (J)			
1/18/2017		<0.0004			<0.0004	<0.0004	
1/30/2017							<0.0004
3/24/2017	<0.0004	<0.0004					
3/27/2017			<0.0004	0.0001 (J)			
3/28/2017					<0.0004	<0.0004	
4/7/2017							<0.0004
5/24/2017	<0.0004						
6/6/2017		<0.0004	<0.0004		<0.0004	<0.0004	
6/7/2017				0.0001 (J)			
6/12/2017							<0.0004
9/22/2017					<0.0004	<0.0004	
9/25/2017		<0.0004	<0.0004				
9/26/2017	<0.0004			0.0001 (J)			
10/2/2017							<0.0004
3/14/2018	<0.0004	<0.0004	<0.0004	0.00014 (J)	<0.0004		

ND substitution: RL or RL/2 if <15% NDs.

Time Series

Constituent: Beryllium (mg/L) Analysis Run 5/1/2026 4:03 PM

Plant Bowen Client: Southern Company Data: Bowen LF 3-8

	GWA-40 (bg)	GWA-41 (bg)	GWA-41R (bg)	GWA-42 (bg)	GWA-43 (bg)	GWA-43R (bg)	GWA-50 (bg)
3/15/2018						5.1E-05 (J)	
3/16/2018							<0.0004
9/12/2018	<0.0004	<0.0004	<0.0004		<0.0004	<0.0004	
9/14/2018				0.00012 (J)			
9/17/2018							<0.0004
3/13/2019	<0.0004				<0.0004	<0.0004	
3/14/2019		<0.0004	5.2E-05 (J)	0.00017 (J)			
3/19/2019							<0.0004
9/9/2019	<0.0004						
9/10/2019		<0.0004	<0.0004	0.00015 (J)			
9/11/2019					<0.0004	<0.0004	
9/13/2019							<0.0004
3/6/2020		<0.0004		0.00017 (J)			
3/9/2020	<0.0004		<0.0004		<0.0004	<0.0004	
3/11/2020							<0.0004
9/10/2020		<0.0004	<0.0004	0.00014 (J)			
9/11/2020	<0.0004				6.9E-05 (J)		
9/14/2020						<0.0004	
9/16/2020							<0.0004
3/10/2021	<0.0004		<0.0004				
3/11/2021		<0.0004		0.00015 (J)	<0.0004	<0.0004	
3/17/2021							<0.0004
8/4/2021	<0.0004	<0.0004	<0.0004	0.00012 (J)			
8/5/2021						<0.0004	
8/6/2021					<0.0004		
8/9/2021							<0.0004
1/31/2022	<0.0004	<0.0004	<0.0004	0.00014 (J)	<0.0004	<0.0004	
2/1/2022							<0.0004
8/10/2022				0.00016 (J)		<0.0004	
8/11/2022		<0.0004	<0.0004		7.6E-05 (J)		
8/12/2022	<0.0004						
8/16/2022							<0.0004
2/13/2023	<0.0004	<0.0004	<0.0004	0.00015 (J)		<0.0004	
2/14/2023					<0.0004		
2/16/2023							<0.0004
7/25/2023		<0.0004	<0.0004		<0.0004	<0.0004	
7/26/2023	<0.0004			0.00019 (J)			
7/28/2023							<0.0004
2/19/2024	<0.0004	<0.0004	<0.0004				
2/20/2024				0.00014 (J)	<0.0004	<0.0004	
2/22/2024							<0.0004
8/1/2024	<0.0004	<0.0004	<0.0004	0.00014 (J)			
8/2/2024					<0.0004	<0.0004	
8/8/2024							<0.0004
2/25/2025	<0.0004	<0.0004	<0.0004	<0.0004	<0.0004	<0.0004	
2/27/2025							<0.0004
8/27/2025	<0.0004		<0.0004				
8/28/2025		<0.0004		<0.0004	<0.0004	<0.0004	
9/2/2025							<0.0004
2/16/2026	<0.0004	<0.0004	<0.0004	<0.0004	<0.0004	<0.0004	
2/17/2026							<0.0004

ND substitution: RL or RL/2 if <15% NDs.

Time Series

Constituent: Beryllium (mg/L) Analysis Run 5/1/2026 4:03 PM

Plant Bowen Client: Southern Company Data: Bowen LF 3-8

	GWA-50R (bg)	GWA-51RZ (bg)	GWA-52 (bg)	GWA-53 (bg)	GWA-53R (bg)	GWA-54 (bg)	GWA-55 (bg)
12/12/2008	<0.0004						
4/23/2009	<0.0004						
10/6/2009	<0.0004						
5/3/2010	<0.0004						
10/11/2010	<0.0004						
4/27/2011	<0.0004						
10/19/2011	<0.0004						
5/1/2012	<0.0004						
10/2/2012	<0.0004						
4/10/2013	<0.0004						
10/16/2013	<0.0004						
4/22/2014	0.00033 (J)						
10/1/2014	<0.0004						
3/30/2015	0.0002 (J)						
5/8/2015		<0.0005	<0.0005		<0.0005		
5/9/2015				<0.0005		<0.0005	<0.0005
5/17/2015		0.00022 (J)	<0.0005		<0.0005		
5/18/2015				<0.0005		<0.0005	<0.0005
5/25/2015		<0.0005	<0.0005	<0.0005	<0.0005	<0.0005	
5/26/2015							<0.0005
6/8/2015		<0.0005	<0.0005	<0.0005	<0.0005		
6/9/2015						<0.0005	<0.0005
6/17/2015				<0.0005		<0.0005	<0.0005
6/18/2015		<0.0005	<0.0005		<0.0005		
6/24/2015		<0.0005	<0.0005	<0.0005	<0.0005		
6/25/2015						<0.0005	<0.0005
6/30/2015		<0.0005	<0.0005	<0.0005	0.00014 (J)		
7/1/2015						<0.0005	<0.0005
7/6/2015		<0.0005	<0.0005	<0.0005	<0.0005		
7/7/2015						<0.0005	0.00012 (J)
8/12/2015		<0.0005	<0.0005	<0.0005	<0.0005	<0.0005	<0.0005
8/13/2015							<0.0005
10/11/2015	<0.0004						
12/8/2015		<0.0005					
2/29/2016			<0.0005				
3/2/2016				<0.0005	<0.0005	<0.0005	<0.0005
3/28/2016	<0.0004						
5/3/2016				<0.0005	<0.0005		<0.0005
5/4/2016		<0.0005	<0.0005			<0.0005	
5/25/2016	<0.0004						
7/7/2016		<0.0005					
7/8/2016			<0.0005	<0.0005		<0.0005	
7/11/2016					<0.0005		<0.0005
8/1/2016	<0.0004						
9/7/2016					<0.0005		
9/8/2016		<0.0005	<0.0005	<0.0005		<0.0005	
9/9/2016							<0.0005
9/26/2016	<0.0004						
10/26/2016		<0.0005	<0.0005	<0.0005		<0.0005	<0.0005
10/27/2016					<0.0005		
11/11/2016	<0.0004						
1/6/2017		<0.0005	<0.0005		<0.0005		

ND substitution: RL or RL/2 if <15% NDs.

Time Series

Constituent: Beryllium (mg/L) Analysis Run 5/1/2026 4:03 PM

Plant Bowen Client: Southern Company Data: Bowen LF 3-8

	GWA-50R (bg)	GWA-51RZ (bg)	GWA-52 (bg)	GWA-53 (bg)	GWA-53R (bg)	GWA-54 (bg)	GWA-55 (bg)
1/9/2017				<0.0005		<0.0005	<0.0005
1/30/2017	<0.0004						
3/15/2017		<0.0005	<0.0005			<0.0005	
3/16/2017				<0.0005	<0.0005		<0.0005
4/3/2017	<0.0004						
5/17/2017			<0.0005				
5/18/2017		<0.0005				<0.0005	<0.0005
5/19/2017				<0.0005	<0.0005		
6/12/2017	<0.0004						
7/19/2017		<0.0005					
9/15/2017			<0.0005			<0.0005	<0.0005
9/19/2017		<0.0005		<0.0005	<0.0005		
10/2/2017	<0.0004						
3/12/2018							<0.0005
3/13/2018		<0.0005	<0.0005	<0.0005	<0.0005	<0.0005	
3/16/2018	<0.0004						
9/6/2018			<0.0005			<0.0005	
9/7/2018		<0.0005					<0.0005
9/11/2018				<0.0005	<0.0005		
9/18/2018	<0.0004						
3/7/2019			<0.0005			<0.0005	
3/8/2019		<0.0005		5.7E-05 (J)			<0.0005
3/12/2019					<0.0005		
3/19/2019	<0.0004						
9/4/2019			<0.0005				
9/5/2019		<0.0005		<0.0005	<0.0005	<0.0005	<0.0005
9/12/2019	<0.0004						
3/2/2020			<0.0005				
3/3/2020		<0.0005				<0.0005	<0.0005
3/4/2020				<0.0005	<0.0005		
3/11/2020	<0.0004						
9/3/2020			<0.0005				
9/4/2020							<0.0005
9/8/2020				5.5E-05 (J)	<0.0005	<0.0005	
9/9/2020		<0.0005					
9/15/2020	8.5E-05 (J)						
2/24/2021			<0.0005				
2/25/2021		<0.0005				<0.0005	<0.0005
2/26/2021				5.1E-05 (J)	<0.0005		
3/17/2021	<0.0004						
7/27/2021			9.7E-05 (J)			<0.0005	
7/28/2021		<0.0005					<0.0005
7/29/2021				9E-05 (J)	<0.0005		
8/9/2021	<0.0004						
1/25/2022			<0.0005			<0.0005	
1/26/2022		<0.0005		7E-05 (J)	<0.0005		<0.0005
2/2/2022	5.5E-05 (J)						
8/5/2022			<0.0005			<0.0005	
8/8/2022				<0.0005	<0.0005		<0.0005
8/9/2022		<0.0005					
8/17/2022	<0.0004						
2/16/2023	<0.0004						

ND substitution: RL or RL/2 if <15% NDs.

Time Series

Constituent: Beryllium (mg/L) Analysis Run 5/1/2026 4:03 PM

Plant Bowen Client: Southern Company Data: Bowen LF 3-8

	GWA-50R (bg)	GWA-51RZ (bg)	GWA-52 (bg)	GWA-53 (bg)	GWA-53R (bg)	GWA-54 (bg)	GWA-55 (bg)
7/28/2023	<0.0004						
2/22/2024	<0.0004						
8/8/2024	<0.0004						
2/28/2025	<0.0004						
9/2/2025	<0.0004						
2/17/2026	<0.0004						

ND substitution: RL or RL/2 if <15% NDs.

Time Series

Constituent: Beryllium (mg/L) Analysis Run 5/1/2026 4:03 PM

Plant Bowen Client: Southern Company Data: Bowen LF 3-8

	GWA-55R (bg)	GWA-56 (bg)	GWC-16R	GWC-17R	GWC-18	GWC-18R	GWC-19R
9/16/2014			<0.0004				
9/17/2014				<0.0004	<0.0004	7.8E-05 (J)	<0.0004
10/4/2014			<0.0004	<0.0004	<0.0004	<0.0004	<0.0004
10/21/2014			<0.0004	<0.0004	<0.0004	<0.0004	<0.0004
11/5/2014					9E-05 (J)		<0.0004
11/11/2014			<0.0004	<0.0004		<0.0004	
3/3/2015			<0.0004	<0.0004	<0.0004	<0.0004	<0.0004
3/18/2015			<0.0004	<0.0004	<0.0004	<0.0004	
3/19/2015							<0.0004
4/6/2015			<0.0004	<0.0004			
4/7/2015					<0.0004	<0.0004	<0.0004
4/23/2015			<0.0004	<0.0004	7.8E-05 (J)	<0.0004	
4/24/2015							<0.0004
5/9/2015	<0.0005	<0.0005					
5/18/2015	0.00011 (J)						
5/19/2015		<0.0005					
5/26/2015	<0.0005	<0.0005					
6/9/2015	0.00025 (J)	<0.0005					
6/17/2015	<0.0005	<0.0005					
6/25/2015	<0.0005	<0.0005					
7/1/2015	0.00024 (J)	<0.0005					
7/7/2015	<0.0005	<0.0005					
7/29/2015			<0.0004	<0.0004	<0.0004	<0.0004	<0.0004
8/12/2015	<0.0005	<0.0005					
8/13/2015	<0.0005	<0.0005					
3/3/2016	<0.0005	<0.0005	<0.0004				
3/4/2016				<0.0004			
3/7/2016					<0.0004	<0.0004	<0.0004
5/3/2016	<0.0005						
5/5/2016					<0.0004	<0.0004	
5/9/2016		<0.0005					<0.0004
5/10/2016			<0.0004	<0.0004			
7/11/2016	<0.0005	0.0001 (J)					
7/13/2016			<0.0004		<0.0004	<0.0004	
7/14/2016				<0.0004			<0.0004
9/9/2016	<0.0005	<0.0005					
9/12/2016						<0.0004	<0.0004
9/13/2016					<0.0004		
9/14/2016				<0.0004			
9/15/2016			<0.0004				
10/26/2016		<0.0005					
10/27/2016	<0.0005						
10/31/2016					<0.0004		<0.0004
11/1/2016				<0.0004		<0.0004	
11/2/2016			<0.0004				
1/9/2017	<0.0005	<0.0005					
1/11/2017			<0.0004	<0.0004		<0.0004	<0.0004
1/12/2017					<0.0004		
3/15/2017		<0.0005					
3/16/2017	<0.0005						
3/20/2017			<0.0004			<0.0004	
3/21/2017				<0.0004			<0.0004

ND substitution: RL or RL/2 if <15% NDs.

Time Series

Constituent: Beryllium (mg/L) Analysis Run 5/1/2026 4:03 PM

Plant Bowen Client: Southern Company Data: Bowen LF 3-8

	GWA-55R (bg)	GWA-56 (bg)	GWC-16R	GWC-17R	GWC-18	GWC-18R	GWC-19R
3/23/2017					<0.0004		
5/18/2017	<0.0005	<0.0005					
5/22/2017						<0.0004	<0.0004
5/23/2017			<0.0004	<0.0004	<0.0004		
9/15/2017		<0.0005					
9/18/2017	<0.0005						
9/20/2017							0.0001 (J)
9/21/2017			<0.0004			<0.0004	
9/22/2017				<0.0004			
9/25/2017					<0.0004		
3/12/2018	<0.0005						
3/13/2018		<0.0005					
3/14/2018			<0.0004	<0.0004	<0.0004	0.00011 (J)	6.5E-05 (J)
9/7/2018	<0.0005	<0.0005	<0.0004			<0.0004	
9/10/2018							<0.0004
9/11/2018				<0.0004	<0.0004		
3/7/2019	<0.0005	<0.0005					
3/11/2019			<0.0004				
3/12/2019				<0.0004	<0.0004	<0.0004	<0.0004
9/4/2019		<0.0005					
9/5/2019	<0.0005						
9/6/2019						<0.0004	
9/9/2019			<0.0004		<0.0004		<0.0004
9/10/2019				<0.0004			
3/4/2020	<0.0005	<0.0005	<0.0004				0.00013 (J)
3/5/2020				<0.0004		0.00013 (J)	
3/6/2020					<0.0004		
9/4/2020	<0.0005	<0.0005					
9/9/2020			<0.0004	<0.0004	<0.0004	0.0002 (J)	<0.0004
2/25/2021	<0.0005	<0.0005					
2/26/2021					<0.0004	0.0002 (J)	<0.0004
3/9/2021			<0.0004				
3/10/2021				<0.0004			
7/28/2021	<0.0005	<0.0005					
7/29/2021					<0.0004	0.00015 (J)	
7/30/2021			<0.0004	<0.0004			
8/3/2021							9.9E-05 (J)
1/26/2022		<0.0005					
1/27/2022	<0.0005					5.5E-05 (J)	<0.0004
1/28/2022			<0.0004	<0.0004	<0.0004		
8/5/2022		<0.0005					
8/8/2022	<0.0005						
8/9/2022							<0.0004
8/10/2022					<0.0004	5.6E-05 (J)	
8/11/2022			<0.0004	<0.0004			
2/9/2023					<0.0004	0.00015 (J)	<0.0004
2/10/2023			<0.0004	<0.0004			
8/3/2023				<0.0004	<0.0004		
8/4/2023			<0.0004			<0.0004	<0.0004
2/14/2024					<0.0004	0.0001 (J)	<0.0004
2/15/2024			<0.0004	<0.0004			
7/31/2024			<0.0004	<0.0004	<0.0004	<0.0004	<0.0004

ND substitution: RL or RL/2 if <15% NDs.

Time Series

Constituent: Beryllium (mg/L) Analysis Run 5/1/2026 4:03 PM

Plant Bowen Client: Southern Company Data: Bowen LF 3-8

	GWA-55R (bg)	GWA-56 (bg)	GWC-16R	GWC-17R	GWC-18	GWC-18R	GWC-19R
2/19/2025						<0.0004	
2/20/2025					<0.0004		<0.0004
2/25/2025			<0.0004	<0.0004			
8/21/2025			<0.0004				
8/22/2025				<0.0004		<0.0004	
8/26/2025					<0.0004		
8/27/2025							<0.0004
2/12/2026					<0.0004	<0.0004	<0.0004
2/13/2026			<0.0004	<0.0004			

ND substitution: RL or RL/2 if <15% NDs.

Time Series

Constituent: Beryllium (mg/L) Analysis Run 5/1/2026 4:03 PM

Plant Bowen Client: Southern Company Data: Bowen LF 3-8

	GWC-20R	GWC-21R	GWC-22R	GWC-23R	GWC-24R	GWC-25R	GWC-26
9/16/2014					<0.0004	<0.0004	
9/18/2014	<0.0004	<0.0004	<0.0004	<0.0004			
10/4/2014					<0.0004	<0.0004	
10/5/2014	<0.0004	<0.0004	<0.0004	<0.0004			
10/22/2014	<0.0004	<0.0004	<0.0004	<0.0004			
10/23/2014					<0.0004	<0.0004	
11/5/2014	<0.0004	<0.0004	<0.0004	<0.0004			
11/10/2014					<0.0004	<0.0004	
3/4/2015	<0.0004	<0.0004	<0.0004	<0.0004	<0.0004	<0.0004	
3/19/2015	<0.0004	<0.0004	<0.0004				
3/20/2015				<0.0004	<0.0004	<0.0004	
4/7/2015	<0.0004						
4/8/2015		<0.0004	<0.0004	<0.0004	<0.0004		
4/9/2015						<0.0004	
4/23/2015				<0.0004	<0.0004	<0.0004	
4/24/2015	8.3E-05 (J)	<0.0004	<0.0004				
7/30/2015	<0.0004	<0.0004	<0.0004	<0.0004	<0.0004	<0.0004	
3/4/2016					<0.0004		
3/7/2016			<0.0004				
3/8/2016	<0.0004	<0.0004				<0.0004	
3/9/2016				<0.0004			
5/4/2016						<0.0004	
5/5/2016			<0.0004		<0.0004		
5/6/2016				<0.0004			
5/9/2016	<0.0004	<0.0004					
7/12/2016					<0.0004		
7/14/2016	<0.0004		<0.0004				
7/15/2016		<0.0004		<0.0004			
7/18/2016						<0.0004	
9/9/2016		<0.0004					
9/12/2016	<0.0004		<0.0004				
9/13/2016					<0.0004	<0.0004	
9/14/2016				<0.0004			
10/27/2016		<0.0004	<0.0004		<0.0004	<0.0004	
10/31/2016	<0.0004						
11/1/2016				<0.0004			
1/12/2017	<0.0004	<0.0004					
1/13/2017			<0.0004		<0.0004	<0.0004	
1/25/2017				<0.0004			
3/16/2017						<0.0004	
3/20/2017			<0.0004		<0.0004		
3/21/2017		<0.0004					
3/22/2017	<0.0004			<0.0004			
5/19/2017					<0.0004	<0.0004	
5/22/2017	<0.0004						
5/23/2017		<0.0004	<0.0004				
5/24/2017				<0.0004			
9/19/2017	<0.0004	<0.0004	<0.0004		<0.0004	<0.0004	
9/21/2017				<0.0004			
3/13/2018			<0.0004		<0.0004	<0.0004	
3/14/2018	<0.0004	<0.0004		<0.0004			
9/7/2018			<0.0004				

ND substitution: RL or RL/2 if <15% NDs.

Time Series

Constituent: Beryllium (mg/L) Analysis Run 5/1/2026 4:03 PM

Plant Bowen Client: Southern Company Data: Bowen LF 3-8

	GWC-20R	GWC-21R	GWC-22R	GWC-23R	GWC-24R	GWC-25R	GWC-26
9/10/2018	<0.0004	<0.0004					
9/11/2018				<0.0004	<0.0004	<0.0004	
3/8/2019					<0.0004	<0.0004	
3/11/2019		<0.0004	<0.0004				
3/12/2019	<0.0004			<0.0004			
9/5/2019			<0.0004		<0.0004	<0.0004	
9/6/2019	<0.0004	<0.0004		<0.0004			
3/3/2020		<0.0004	<0.0004		<0.0004	<0.0004	
3/5/2020	<0.0004			<0.0004			
9/4/2020	<0.0004					<0.0004	
9/8/2020		<0.0004	<0.0004				
9/9/2020				<0.0004	<0.0004		
3/9/2021	<0.0004	<0.0004	<0.0004		<0.0004	<0.0004	
3/10/2021				<0.0004			
7/29/2021					<0.0004		
7/30/2021				<0.0004			
8/2/2021	<0.0004	<0.0004	<0.0004			<0.0004	
1/27/2022	<0.0004		<0.0004			<0.0004	
1/28/2022		<0.0004		<0.0004	<0.0004		
8/9/2022	<0.0004				<0.0004	<0.0004	
8/10/2022		<0.0004	<0.0004				
8/11/2022				<0.0004			
2/9/2023		<0.0004	<0.0004		<0.0004	<0.0004	
2/10/2023	<0.0004			<0.0004			
6/20/2023							<0.0004
8/3/2023	<0.0004		<0.0004	<0.0004	<0.0004	<0.0004	
8/4/2023		<0.0004					
8/7/2023							<0.0004
10/12/2023							<0.0004
12/12/2023							<0.0004
2/15/2024	<0.0004	<0.0004	<0.0004		<0.0004		
2/16/2024				<0.0004		<0.0004	
2/29/2024							<0.0004
4/23/2024							<0.0004
6/12/2024							<0.0004
7/31/2024			<0.0004	<0.0004	<0.0004	<0.0004	
8/1/2024	<0.0004						
8/2/2024		<0.0004					
8/27/2024							<0.0004
2/20/2025	<0.0004		<0.0004				
2/24/2025					<0.0004		
2/25/2025		<0.0004		<0.0004		<0.0004	
3/4/2025							<0.0004
8/15/2025							<0.0004
8/18/2025						<0.0004	
8/21/2025				<0.0004			
8/22/2025		<0.0004					
8/26/2025	<0.0004		<0.0004		<0.0004		
2/12/2026	<0.0004				<0.0004		
2/13/2026			<0.0004	<0.0004		<0.0004	
2/17/2026		<0.0004					
2/24/2026							<0.0004

ND substitution: RL or RL/2 if <15% NDs.

Time Series

Constituent: Beryllium (mg/L) Analysis Run 5/1/2026 4:03 PM

Plant Bowen Client: Southern Company Data: Bowen LF 3-8

	GWC-27	GWC-27R	GWC-28	GWC-29	GWC-29R	GWC-30	GWC-31
6/20/2023			<0.0004				
6/23/2023	<0.0004	<0.0004					<0.0004
6/26/2023				<0.0004			
6/27/2023					<0.0004	<0.0004	
8/7/2023	<0.0004	<0.0004		<0.0004			
8/8/2023			<0.0004				
8/9/2023						<0.0004	<0.0004
8/10/2023					<0.0004		
10/11/2023				<0.0004			<0.0004
10/12/2023	<0.0004	<0.0004	<0.0004				
10/13/2023					<0.0004	<0.0004	
12/12/2023	<0.0004	<0.0004	<0.0004	<0.0004			<0.0004
12/13/2023					<0.0004	<0.0004	
2/29/2024	<0.0004	<0.0004		<0.0004			
3/1/2024					<0.0004	<0.0004	<0.0004
3/4/2024			<0.0004				
4/23/2024	<0.0004	<0.0004		<0.0004			<0.0004
4/24/2024			<0.0004		<0.0004	<0.0004	
6/11/2024				<0.0004			
6/12/2024	<0.0004		<0.0004		<0.0004	<0.0004	<0.0004
6/13/2024		<0.0004					
8/26/2024	<0.0004	<0.0004		<0.0004			<0.0004
8/27/2024			<0.0004		<0.0004	<0.0004	
3/4/2025	<0.0004	<0.0004					
3/5/2025				<0.0004		<0.0004	<0.0004
3/6/2025			<0.0004		<0.0004		
8/18/2025		<0.0004		<0.0004			
8/19/2025			<0.0004		<0.0004	<0.0004	
8/20/2025	<0.0004						<0.0004
2/25/2026							<0.0004
2/26/2026				<0.0004	<0.0004		
2/27/2026						<0.0004	
3/2/2026	<0.0004	<0.0004	<0.0004				

ND substitution: RL or RL/2 if <15% NDs.

Time Series

Constituent: Beryllium (mg/L) Analysis Run 5/1/2026 4:03 PM

Plant Bowen Client: Southern Company Data: Bowen LF 3-8

	GWC-31R	GWC-32	GWC-33R	GWC-34	GWC-34R	GWC-35	GWC-36A
4/6/2022							6.1E-05 (J)
8/8/2022							<0.0004
2/8/2023							7.7E-05 (J)
6/21/2023			<0.0004	<0.0004	<0.0004		
6/23/2023	<0.0004						
6/26/2023		<0.0004					
6/28/2023						<0.0004	
8/2/2023							<0.0004
8/7/2023				5.6E-05 (J)	<0.0004		
8/8/2023			<0.0004				
8/9/2023	<0.0004	<0.0004					
8/10/2023						<0.0004	
10/10/2023				<0.0004	<0.0004		
10/11/2023	<0.0004		<0.0004			0.00023 (J)	
10/13/2023		<0.0004					
12/12/2023	<0.0004						
12/13/2023		<0.0004	<0.0004	<0.0004	<0.0004	<0.0004	
2/13/2024							<0.0004
2/29/2024		<0.0004		<0.0004	<0.0004	<0.0004	
3/4/2024	<0.0004		<0.0004				
4/23/2024	<0.0004		<0.0004				
4/24/2024		<0.0004		<0.0004	<0.0004	<0.0004	
6/11/2024	<0.0004						
6/12/2024		<0.0004					
6/13/2024			<0.0004	<0.0004	<0.0004	<0.0004	
7/30/2024							<0.0004
8/26/2024	<0.0004						
8/27/2024		<0.0004	<0.0004			<0.0004	
8/28/2024				<0.0004	<0.0004		
2/19/2025							<0.0004
3/5/2025	<0.0004		<0.0004			<0.0004	
3/6/2025		<0.0004					
8/15/2025						<0.0004	
8/19/2025	<0.0004		<0.0004				
8/20/2025		<0.0004					
8/21/2025							<0.0004
9/4/2025				<0.0004	<0.0004		
2/12/2026							0.00024 (J)
2/24/2026						<0.0004	
2/27/2026	<0.0004						
3/2/2026		<0.0004		<0.0004	<0.0004		
3/3/2026			<0.0004				

ND substitution: RL or RL/2 if <15% NDs.

Time Series

Constituent: Beryllium (mg/L) Analysis Run 5/1/2026 4:03 PM

Plant Bowen Client: Southern Company Data: Bowen LF 3-8

	GWC-36RA	GWC-37	GWC-38	GWC-57	GWC-25	GWC-31S	GWC-58
9/15/2014	0.0032 (o)						
9/16/2014		<0.0004	<0.0004				
10/3/2014	<0.0004	<0.0004	8.3E-05 (J)				
10/20/2014	0.0014	<0.0004	7.8E-05 (J)				
11/10/2014	<0.0004	<0.0004	8E-05 (J)				
3/2/2015	<0.0004	<0.0004	0.00034 (J)				
3/17/2015	8.3E-05 (J)	<0.0004	0.00014 (J)				
4/5/2015	0.00038 (J)	<0.0004					
4/6/2015			<0.0004				
4/21/2015	0.0011 (J)						
4/22/2015		8.3E-05 (J)	7.8E-05 (J)				
7/28/2015	0.00092 (J)	<0.0004	<0.0004				
3/1/2016	<0.0004	<0.0004					
3/2/2016			<0.0004				
5/2/2016	<0.0004						
5/3/2016		<0.0004	<0.0004				
7/6/2016	0.0002 (J)						
7/7/2016			<0.0004				
7/8/2016		<0.0004					
9/7/2016	<0.0004	<0.0004					
9/8/2016			<0.0004				
10/25/2016	<0.0004	<0.0004	<0.0004				
1/5/2017	0.0001 (J)						
1/6/2017		<0.0004					
2/9/2017			<0.0004				
3/14/2017	0.0001 (J)	<0.0004					
3/23/2017			<0.0004				
5/16/2017	<0.0004	<0.0004					
5/17/2017			<0.0004				
9/15/2017	<0.0004	<0.0004					
9/19/2017			<0.0004				
3/12/2018	5.6E-05 (J)	<0.0004					
3/13/2018			<0.0004				
9/6/2018	<0.0004	<0.0004	<0.0004				
3/6/2019		<0.0004					
3/7/2019	6.8E-05 (J)		<0.0004				
9/4/2019	<0.0004	<0.0004	<0.0004				
3/2/2020	0.00015 (J)	<0.0004	<0.0004				
9/3/2020		<0.0004	<0.0004				
9/14/2020	0.00012 (J)						
2/24/2021		<0.0004	<0.0004				
3/26/2021	0.00019 (J)						
7/27/2021	8.1E-05 (J)						
7/28/2021		<0.0004	<0.0004				
1/25/2022			<0.0004				
1/26/2022	<0.0004	<0.0004					
8/5/2022			<0.0004				
8/8/2022	<0.0004	<0.0004					
2/8/2023	<0.0004	<0.0004	<0.0004				
6/21/2023				<0.0004			
8/2/2023		<0.0004	<0.0004				
8/3/2023	<0.0004						

ND substitution: RL or RL/2 if <15% NDs.

Time Series

Constituent: Beryllium (mg/L) Analysis Run 5/1/2026 4:03 PM

Plant Bowen Client: Southern Company Data: Bowen LF 3-8

	GWC-36RA	GWC-37	GWC-38	GWC-57	GWC-25	GWC-31S	GWC-58
8/8/2023				<0.0004			
10/10/2023				<0.0004			
12/13/2023				<0.0004			
2/13/2024	<0.0004	<0.0004	<0.0004				
3/4/2024				<0.0004			
4/24/2024				<0.0004			
6/13/2024				<0.0004			
7/30/2024	<0.0004	<0.0004	<0.0004				
8/27/2024				<0.0004			
2/19/2025	<0.0004	<0.0004	<0.0004				
3/4/2025				<0.0004			
8/15/2025				<0.0004			
8/21/2025	<0.0004		<0.0004				
8/27/2025		<0.0004					
2/12/2026	<0.0004	<0.0004	<0.0004				
2/16/2026					<0.0004		
3/2/2026				<0.0004		<0.0004	<0.0004

ND substitution: RL or RL/2 if <15% NDs.

Time Series

Constituent: Boron (mg/L) Analysis Run 5/1/2026 4:03 PM

Plant Bowen Client: Southern Company Data: Bowen LF 3-8

	GWA-1 (bg)	GWA-2 (bg)	GWA-2R (bg)	GWA-3A (bg)	GWA-4RZ (bg)	GWA-39RZ (bg)	GWA-39Z (bg)
3/14/2016							<0.04
3/22/2016	<0.04						
3/23/2016		<0.04	<0.04	<0.04			
5/11/2016							<0.04
5/19/2016	<0.04		<0.04				
5/20/2016		<0.04					
5/23/2016				<0.04			
7/19/2016							0.0168 (J)
7/29/2016	0.0155 (J)	0.0103 (J)	0.0061 (J)	0.0053 (J)			
9/15/2016							0.0067 (J)
9/22/2016			<0.04	<0.04			
9/23/2016	0.0065 (J)	0.0073 (J)					
11/2/2016							<0.04
11/9/2016	0.0149 (J)	0.0106 (J)					
11/10/2016			<0.04	<0.04			
1/18/2017							<0.04
1/30/2017	<0.04						
1/31/2017		<0.04	<0.04	<0.04			
2/21/2017						0.0218 (J)	
2/22/2017					0.022 (J)		
3/27/2017						0.0262 (J)	
3/28/2017							<0.04
3/30/2017	0.0065 (J)	<0.04		<0.04			
4/3/2017			<0.04				
4/7/2017					0.0082 (J)		
6/7/2017							0.0154 (J)
6/8/2017						0.0067 (J)	
6/9/2017	<0.04		<0.04				
6/12/2017		<0.04		<0.04			
6/14/2017					0.008 (J)		
7/12/2017					0.0082 (J)		
7/17/2017						0.0165 (J)	
7/20/2017					0.0091 (J)		
7/27/2017						0.0138 (J)	
7/28/2017					<0.04		
8/9/2017					0.0071 (J)	0.0069 (J)	
8/24/2017					0.0062 (J)		
9/26/2017							<0.04
9/29/2017						0.0066 (J)	
10/2/2017	<0.04	<0.04	<0.04				
10/3/2017					0.006 (J)		
10/4/2017				<0.04			
3/14/2018							<0.04
3/16/2018	<0.04		0.0077 (J)			0.0067 (J)	
3/19/2018		0.013 (J)		0.0057 (J)			
3/21/2018					0.0062 (J)		
9/12/2018							<0.04
9/14/2018		<0.04	<0.04			0.0059 (J)	
9/17/2018	0.0084 (J)			<0.04			
9/18/2018					0.0096 (J)		
3/14/2019						0.0059 (J)	
3/15/2019							0.005 (J)

ND substitution: RL or RL/2 if <15% NDs.

Time Series

Constituent: Boron (mg/L) Analysis Run 5/1/2026 4:03 PM

Plant Bowen Client: Southern Company Data: Bowen LF 3-8

	GWA-1 (bg)	GWA-2 (bg)	GWA-2R (bg)	GWA-3A (bg)	GWA-4RZ (bg)	GWA-39RZ (bg)	GWA-39Z (bg)
3/19/2019			0.014 (J)				
3/20/2019	0.0042 (J)	<0.04		<0.04			
3/21/2019					0.0066 (J)		
9/9/2019							<0.04
9/11/2019						0.0081 (J)	
9/12/2019	<0.04	<0.04					
9/13/2019			0.012 (J)	<0.04	0.012 (J)		
3/9/2020						0.0065 (J)	<0.04
3/11/2020	<0.04	0.0068 (J)	0.017 (J)	0.0071 (J)			
3/12/2020					0.014 (J)		
9/10/2020							<0.04
9/15/2020	0.01 (J)	0.0053 (J)	0.0074 (J)				
9/16/2020						0.015 (J)	
9/17/2020					0.015 (J)		
3/12/2021							0.011 (J)
3/16/2021	<0.04		0.0061 (J)		0.0092 (J)	<0.04	
3/17/2021		<0.04					
3/29/2021				<0.04			
8/4/2021							<0.04
8/6/2021						<0.04	
8/9/2021	<0.04	<0.04	0.012 (J)	<0.04			
8/10/2021					0.01 (J)		
1/31/2022							<0.04
2/1/2022	<0.04	<0.04	<0.04				
2/2/2022				<0.04		<0.04	
2/3/2022					<0.04		
8/10/2022							<0.04
8/16/2022	<0.04	<0.04	<0.04	<0.04		<0.04	
8/17/2022					<0.04		
2/13/2023							<0.04
2/14/2023						<0.04	
2/16/2023	<0.04	<0.04	0.017 (J)				
2/17/2023				<0.04	<0.04		
7/25/2023						<0.04	
7/26/2023							0.012 (J)
7/27/2023	0.015 (J)	<0.04	0.015 (J)				
7/28/2023					<0.04		
8/1/2023				<0.04			
2/19/2024						<0.04	<0.04
2/22/2024	<0.04	<0.04		<0.04			
2/26/2024			0.018 (J)				
2/27/2024					<0.04		
8/1/2024						<0.04	<0.04
8/6/2024			<0.04				
8/7/2024	<0.04	<0.04					
8/8/2024				<0.04	<0.04		
2/25/2025							<0.04
2/26/2025				<0.04		<0.04	
2/27/2025	<0.04	<0.04	0.021 (J)				
2/28/2025					0.0067 (J)		
8/28/2025						<0.04	<0.04
9/2/2025	<0.04	<0.04	0.0085 (J)	<0.04			

ND substitution: RL or RL/2 if <15% NDs.

Time Series

Constituent: Boron (mg/L) Analysis Run 5/1/2026 4:03 PM

Plant Bowen Client: Southern Company Data: Bowen LF 3-8

	GWA-1 (bg)	GWA-2 (bg)	GWA-2R (bg)	GWA-3A (bg)	GWA-4RZ (bg)	GWA-39RZ (bg)	GWA-39Z (bg)
9/3/2025					0.0065 (J)		
2/17/2026				<0.04			
2/18/2026	<0.04	<0.04	<0.04		<0.04	<0.04	<0.04

ND substitution: RL or RL/2 if <15% NDs.

Time Series

Constituent: Boron (mg/L) Analysis Run 5/1/2026 4:03 PM

Plant Bowen Client: Southern Company Data: Bowen LF 3-8

	GWA-40 (bg)	GWA-41 (bg)	GWA-41R (bg)	GWA-42 (bg)	GWA-43 (bg)	GWA-43R (bg)	GWA-50 (bg)
3/11/2016				<0.04	<0.04	<0.04	
3/15/2016	<0.04	<0.04	<0.04				
3/28/2016							<0.04
5/11/2016	<0.04						
5/12/2016		<0.04					
5/13/2016			<0.04		<0.04	<0.04	
5/16/2016				<0.04			
5/23/2016							<0.04
7/19/2016					0.0072 (J)	0.0196 (J)	
7/20/2016		<0.04					
7/21/2016	<0.04		0.01 (J)				
7/22/2016				0.0076 (J)			
8/1/2016							0.0075 (J)
9/15/2016	<0.04	<0.04					
9/16/2016					<0.04	0.0246 (J)	
9/19/2016				<0.04			
9/21/2016			0.0084 (J)				
9/26/2016							<0.04
11/2/2016					<0.04	0.0279 (J)	
11/3/2016	0.0125 (J)	<0.04	<0.04	<0.04			
11/10/2016							0.0071 (J)
1/17/2017	<0.04		<0.04	<0.04			
1/18/2017		<0.04			<0.04	0.0336 (J)	
1/30/2017							<0.04
3/24/2017	<0.04	0.0154 (J)					
3/27/2017			0.0173 (J)	0.0101 (J)			
3/28/2017					<0.04	0.0313 (J)	
4/7/2017							0.008 (J)
5/24/2017	<0.04						
6/6/2017		<0.04	0.0126 (J)		0.0339 (J)	0.0257 (J)	
6/7/2017				0.012 (J)			
6/12/2017							<0.04
9/22/2017					<0.04	0.0294 (J)	
9/25/2017		<0.04	0.0141 (J)				
9/26/2017	0.0075 (J)			<0.04			
10/2/2017							<0.04
3/14/2018	0.0093 (J)	0.011 (J)	0.014 (J)	<0.04	<0.04		
3/15/2018						0.018 (J)	
3/16/2018							<0.04
9/12/2018	<0.04	<0.04	0.013 (J)		<0.04	0.018 (J)	
9/14/2018				<0.04			
9/17/2018							<0.04
3/13/2019	<0.04				<0.04	0.012 (J)	
3/14/2019		0.007 (J)	0.015 (J)	<0.04			
3/19/2019							<0.04
9/9/2019	<0.04						
9/10/2019		<0.04	0.015 (J)	<0.04			
9/11/2019					0.0059 (J)	0.021 (J)	
9/13/2019							<0.04
3/6/2020		0.013 (J)		0.0068 (J)			
3/9/2020	0.0074 (J)		0.021 (J)		<0.04	0.017 (J)	
3/11/2020							0.0063 (J)

ND substitution: RL or RL/2 if <15% NDs.

Time Series

Constituent: Boron (mg/L) Analysis Run 5/1/2026 4:03 PM

Plant Bowen Client: Southern Company Data: Bowen LF 3-8

	GWA-40 (bg)	GWA-41 (bg)	GWA-41R (bg)	GWA-42 (bg)	GWA-43 (bg)	GWA-43R (bg)	GWA-50 (bg)
9/10/2020		<0.04	0.016 (J)	<0.04			
9/11/2020	<0.04				<0.04		
9/14/2020						0.018 (J)	
9/16/2020							<0.04
3/10/2021	<0.04		0.0098 (J)				
3/11/2021		0.0075 (J)		<0.04	<0.04	0.017 (J)	
3/17/2021							<0.04
8/4/2021	<0.04	<0.04	0.01 (J)	<0.04			
8/5/2021						0.0098 (J)	
8/6/2021					<0.04		
8/9/2021							<0.04
1/31/2022	<0.04	<0.04	0.016 (J)	<0.04	<0.04	0.011 (J)	
2/1/2022							<0.04
8/10/2022				<0.04		0.01 (J)	
8/11/2022		<0.04	<0.04		<0.04		
8/12/2022	<0.04						
8/16/2022							<0.04
2/13/2023	<0.04	<0.04	0.017 (J)	<0.04		<0.04	
2/14/2023					<0.04		
2/16/2023							<0.04
7/25/2023		0.012 (J)	0.011 (J)		<0.04	0.012 (J)	
7/26/2023	0.0091 (J)			<0.04			
7/28/2023							<0.04
2/19/2024	<0.04	<0.04	0.012 (J)				
2/20/2024				0.031 (J)	0.02 (J)	<0.04	
2/22/2024							<0.04
8/1/2024	<0.04	<0.04	<0.04	<0.04			
8/2/2024					<0.04	0.015 (J)	
8/8/2024							<0.04
2/25/2025	<0.04	0.0094 (J)	0.017 (J)	<0.04	<0.04	0.011 (J)	
2/27/2025							<0.04
8/27/2025	<0.04		0.0095 (J)				
8/28/2025		<0.04		<0.04	<0.04	0.0099 (J)	
9/2/2025							<0.04
2/16/2026	<0.04	<0.04	0.012 (J)	<0.04	<0.04	0.017 (J)	
2/17/2026							<0.04

ND substitution: RL or RL/2 if <15% NDs.

Time Series

Constituent: Boron (mg/L) Analysis Run 5/1/2026 4:03 PM

Plant Bowen Client: Southern Company Data: Bowen LF 3-8

	GWA-50R (bg)	GWA-51RZ (bg)	GWA-52 (bg)	GWA-53 (bg)	GWA-53R (bg)	GWA-54 (bg)	GWA-55 (bg)
2/29/2016			<0.04				
3/2/2016				<0.04	<0.04	<0.04	<0.04
3/28/2016	<0.04						
5/3/2016				<0.04	<0.04		<0.04
5/4/2016		<0.04	<0.04			<0.04	
5/25/2016	<0.04						
7/7/2016		0.0096 (J)					
7/8/2016			0.009 (J)	<0.04		0.0046 (J)	
7/11/2016					<0.04		0.0054 (J)
8/1/2016	0.0056 (J)						
9/7/2016					<0.04		
9/8/2016		0.0137 (J)	<0.04	<0.04		0.0081 (J)	
9/9/2016							<0.04
9/26/2016	<0.04						
10/26/2016		0.0247 (J)	0.0077 (J)	0.0095 (J)		0.0088 (J)	0.0144 (J)
10/27/2016					0.0148 (J)		
11/11/2016	0.0193 (J)						
1/6/2017		0.0082 (J)	0.0084 (J)		<0.04		
1/9/2017				<0.04		<0.04	<0.04
1/30/2017	<0.04						
3/15/2017		<0.04	<0.04			<0.04	
3/16/2017				<0.04	<0.04		<0.04
4/3/2017	<0.04						
5/17/2017			<0.04				
5/18/2017		0.0076 (J)				<0.04	<0.04
5/19/2017				<0.04	<0.04		
6/12/2017	<0.04						
7/19/2017		0.0193 (J)					
9/15/2017			<0.04			<0.04	<0.04
9/19/2017		0.0132 (J)		<0.04	<0.04		
10/2/2017	<0.04						
3/12/2018							0.0055 (J)
3/13/2018		0.013 (J)	0.0084 (J)	<0.04	<0.04	0.0053 (J)	
3/16/2018	<0.04						
9/6/2018			<0.04			<0.04	
9/7/2018		<0.04					<0.04
9/11/2018				<0.04	<0.04		
9/18/2018	<0.04						
3/7/2019			<0.04			<0.04	
3/8/2019		0.0085 (J)		<0.04			0.0056 (J)
3/12/2019					<0.04		
3/19/2019	<0.04						
9/4/2019			<0.04				
9/5/2019		0.01 (J)		<0.04	<0.04	<0.04	<0.04
9/12/2019	<0.04						
3/2/2020			0.007 (J)				
3/3/2020		0.0096 (J)				0.0084 (J)	0.01 (J)
3/4/2020				0.0064 (J)	<0.04		
3/11/2020	0.007 (J)						
9/3/2020			<0.04				
9/4/2020							0.0053 (J)
9/8/2020				0.0072 (J)	<0.04	<0.04	

ND substitution: RL or RL/2 if <15% NDs.

Time Series

Constituent: Boron (mg/L) Analysis Run 5/1/2026 4:03 PM

Plant Bowen Client: Southern Company Data: Bowen LF 3-8

	GWA-50R (bg)	GWA-51RZ (bg)	GWA-52 (bg)	GWA-53 (bg)	GWA-53R (bg)	GWA-54 (bg)	GWA-55 (bg)
9/9/2020		0.0054 (J)					
9/15/2020	<0.04						
2/24/2021			0.0099 (J)				
2/25/2021		0.0052 (J)				<0.04	0.0075 (J)
2/26/2021				<0.04	<0.04		
3/17/2021	<0.04						
7/27/2021			0.021 (J)			<0.04	
7/28/2021		<0.04					<0.04
7/29/2021				<0.04	<0.04		
8/9/2021	<0.04						
1/25/2022			<0.04			<0.04	
1/26/2022		0.0088 (J)		<0.04	<0.04		<0.04
2/2/2022	<0.04						
8/5/2022			<0.04			<0.04	
8/8/2022				<0.04	<0.04		<0.04
8/9/2022		<0.04					
8/17/2022	<0.04						
2/16/2023	<0.04						
7/28/2023	<0.04						
2/22/2024	<0.04						
8/8/2024	<0.04						
2/28/2025	<0.04						
9/2/2025	<0.04						
2/17/2026	<0.04						

ND substitution: RL or RL/2 if <15% NDs.

Time Series

Constituent: Boron (mg/L) Analysis Run 5/1/2026 4:03 PM

Plant Bowen Client: Southern Company Data: Bowen LF 3-8

	GWA-55R (bg)	GWA-56 (bg)	GWC-16R	GWC-17R	GWC-18	GWC-18R	GWC-19R
3/3/2016	<0.04	<0.1	<0.04				
3/4/2016				<0.04			
3/7/2016					<0.04	<0.04	<0.04
5/3/2016	<0.04						
5/5/2016					<0.04	<0.04	
5/9/2016		<0.1					<0.04
5/10/2016			<0.04	<0.04			
7/11/2016	0.0047 (J)	0.0128 (J)					
7/13/2016			0.0297 (J)		0.0047 (J)	0.0159 (J)	
7/14/2016				0.0069 (J)			0.0045 (J)
9/9/2016	<0.04	0.0158 (J)					
9/12/2016						<0.04	<0.04
9/13/2016					<0.04		
9/14/2016				<0.04			
9/15/2016			<0.04				
10/26/2016		0.0257 (J)					
10/27/2016	0.0108 (J)						
10/31/2016					0.0111 (J)		0.0086 (J)
11/1/2016				<0.04		<0.04	
11/2/2016			<0.04				
1/9/2017	<0.04	0.0219 (J)					
1/11/2017			<0.04	0.0078 (J)		<0.04	<0.04
1/12/2017					<0.04		
3/15/2017		0.0253 (J)					
3/16/2017	<0.04						
3/20/2017			0.0092 (J)			<0.04	
3/21/2017				<0.04			<0.04
3/23/2017					<0.04		
5/18/2017	<0.04	0.0249 (J)					
5/22/2017						0.0452	0.0179 (J)
5/23/2017			0.0084 (J)	<0.04	<0.04		
9/15/2017		0.0337 (J)					
9/18/2017	<0.04						
9/20/2017							0.0102 (J)
9/21/2017			<0.04			<0.04	
9/22/2017				<0.04			
9/25/2017					<0.04		
3/12/2018	0.0041 (J)						
3/13/2018		0.024 (J)					
3/14/2018			0.0065 (J)	0.0051 (J)	<0.04	<0.04	0.0076 (J)
9/7/2018	<0.04	0.024 (J)	<0.04			<0.04	
9/10/2018							<0.04
9/11/2018				<0.04	<0.04		
3/7/2019	<0.04	0.02 (J)					
3/11/2019			0.013 (J)				
3/12/2019				0.0099 (J)	<0.04	<0.04	<0.04
9/4/2019		0.015 (J)					
9/5/2019	<0.04						
9/6/2019						<0.04	
9/9/2019			<0.04		<0.04		<0.04
9/10/2019				<0.04			
3/4/2020	0.0063 (J)	0.022 (J)	0.027 (J)				<0.04

ND substitution: RL or RL/2 if <15% NDs.

Time Series

Constituent: Boron (mg/L) Analysis Run 5/1/2026 4:03 PM

Plant Bowen Client: Southern Company Data: Bowen LF 3-8

	GWA-55R (bg)	GWA-56 (bg)	GWC-16R	GWC-17R	GWC-18	GWC-18R	GWC-19R
3/5/2020				<0.04		<0.04	
3/6/2020					<0.04		
9/4/2020	<0.04	0.015 (J)					
9/9/2020			0.012 (J)	<0.04	<0.04	<0.04	<0.04
2/25/2021	0.0055 (J)	0.017 (J)					
2/26/2021					<0.04	<0.04	<0.04
3/9/2021			0.028 (J)				
3/10/2021				<0.04			
7/28/2021	<0.04	0.016 (J)					
7/29/2021					<0.04	<0.04	
7/30/2021			0.017 (J)	<0.04			
8/3/2021							<0.04
1/26/2022		0.014 (J)					
1/27/2022	<0.04					<0.04	<0.04
1/28/2022			0.021 (J)	<0.04	<0.04		
8/5/2022		0.015 (J)					
8/8/2022	<0.04						
8/9/2022							<0.04
8/10/2022					<0.04	<0.04	
8/11/2022			0.013 (J)	<0.04			
2/9/2023					<0.04	<0.04	<0.04
2/10/2023			0.02 (J)	<0.04			
8/3/2023				0.014 (J)	<0.04		
8/4/2023			<0.04			<0.04	<0.04
2/14/2024					<0.04	<0.04	<0.04
2/15/2024			0.013 (J)	<0.04			
7/31/2024			<0.04	<0.04	<0.04	<0.04	<0.04
2/19/2025						<0.04	
2/20/2025					<0.04		<0.04
2/25/2025			0.0083 (J)	<0.04			
8/21/2025			<0.04				
8/22/2025				<0.04		<0.04	
8/26/2025					<0.04		
8/27/2025							<0.04
2/12/2026					<0.04	<0.04	<0.04
2/13/2026			0.011 (J)	0.0081 (J)			

ND substitution: RL or RL/2 if <15% NDs.

Time Series

Constituent: Boron (mg/L) Analysis Run 5/1/2026 4:03 PM

Plant Bowen Client: Southern Company Data: Bowen LF 3-8

	GWC-20R	GWC-21R	GWC-22R	GWC-23R	GWC-24R	GWC-25R	GWC-26
3/4/2016					<0.04		
3/7/2016			<0.04				
3/8/2016	<0.04	<0.04				<0.04	
3/9/2016				<0.04			
5/4/2016						<0.04	
5/5/2016			<0.04		<0.04		
5/6/2016				0.0271 (J)			
5/9/2016	<0.04	<0.04					
7/12/2016					0.005 (J)		
7/14/2016	<0.04		0.0047 (J)				
7/15/2016		<0.04		0.0055 (J)			
7/18/2016						<0.04	
9/9/2016		<0.04					
9/12/2016	<0.04		<0.04				
9/13/2016					<0.04	<0.04	
9/14/2016				0.0094 (J)			
10/27/2016		0.0103 (J)	0.0153 (J)		0.0093 (J)	0.0162 (J)	
10/31/2016	0.007 (J)						
11/1/2016				0.008 (J)			
1/12/2017	<0.04	<0.04					
1/13/2017			<0.04		<0.04	<0.04	
1/25/2017				<0.04			
3/16/2017						<0.04	
3/20/2017			<0.04		<0.04		
3/21/2017		<0.04					
3/22/2017	<0.04			<0.04			
5/19/2017					<0.04	<0.04	
5/22/2017	0.0078 (J)						
5/23/2017		0.0066 (J)	<0.04				
5/24/2017				0.0133 (J)			
9/19/2017	<0.04	<0.04	<0.04		<0.04	<0.04	
9/21/2017				0.0064 (J)			
3/13/2018			<0.04		0.0042 (J)	<0.04	
3/14/2018	<0.04	0.0053 (J)		0.0056 (J)			
9/7/2018			<0.04				
9/10/2018	<0.04	<0.04					
9/11/2018				<0.04	<0.04	<0.04	
3/8/2019					<0.04	<0.04	
3/11/2019		0.005 (J)	<0.04				
3/12/2019	0.0045 (J)			0.0047 (J)			
9/5/2019			<0.04		<0.04	<0.04	
9/6/2019	<0.04	<0.04		<0.04			
3/3/2020		0.0096 (J)	0.0066 (J)		<0.04	<0.04	
3/5/2020	<0.04			<0.04			
9/4/2020	<0.04					<0.04	
9/8/2020		0.014 (J)	0.0084 (J)				
9/9/2020				<0.04	<0.04		
3/9/2021	<0.04	0.015 (J)	0.0058 (J)		<0.04	<0.04	
3/10/2021				<0.04			
7/29/2021					<0.04		
7/30/2021				<0.04			
8/2/2021	<0.04	0.017 (J)	<0.04			<0.04	

ND substitution: RL or RL/2 if <15% NDs.

Time Series

Constituent: Boron (mg/L) Analysis Run 5/1/2026 4:03 PM

Plant Bowen Client: Southern Company Data: Bowen LF 3-8

	GWC-20R	GWC-21R	GWC-22R	GWC-23R	GWC-24R	GWC-25R	GWC-26
1/27/2022	<0.04		<0.04			<0.04	
1/28/2022		0.011 (J)		<0.04	<0.04		
8/9/2022	<0.04				<0.04	<0.04	
8/10/2022		<0.04	<0.04				
8/11/2022				<0.04			
2/9/2023		0.012 (J)	<0.04		<0.04	<0.04	
2/10/2023	<0.04			<0.04			
6/20/2023							0.023 (J)
8/3/2023	<0.04		<0.04	<0.04	<0.04	<0.04	
8/4/2023		<0.04					
8/7/2023							0.014 (J)
10/12/2023							0.017 (J)
12/12/2023							0.012 (J)
2/15/2024	<0.04	<0.04	<0.04		<0.04		
2/16/2024				<0.04		<0.04	
2/29/2024							0.071
4/23/2024							0.026 (J)
6/12/2024							0.019 (J)
7/31/2024			<0.04	<0.04	<0.04	<0.04	
8/1/2024	<0.04						
8/2/2024		<0.04					
8/27/2024							0.026 (J)
2/20/2025	<0.04		<0.04				
2/24/2025					<0.04		
2/25/2025		<0.04		<0.04		<0.04	
3/4/2025							0.043
8/15/2025							0.016 (J)
8/18/2025						<0.04	
8/21/2025				<0.04			
8/22/2025		<0.04					
8/26/2025	<0.04		<0.04		<0.04		
2/12/2026	<0.04				<0.04		
2/13/2026			0.0082 (J)	<0.04		<0.04	
2/17/2026		<0.04					
2/24/2026							0.023 (J)

ND substitution: RL or RL/2 if <15% NDs.

Time Series

Constituent: Boron (mg/L) Analysis Run 5/1/2026 4:03 PM

Plant Bowen Client: Southern Company Data: Bowen LF 3-8

	GWC-27	GWC-27R	GWC-28	GWC-29	GWC-29R	GWC-30	GWC-31
6/20/2023			0.01 (J)				
6/23/2023	<0.04	<0.04					<0.04
6/26/2023				<0.04			
6/27/2023					<0.04	<0.04	
8/7/2023	0.012 (J)	0.014 (J)		<0.04			
8/8/2023			<0.04				
8/9/2023						<0.04	<0.04
8/10/2023					0.012 (J)		
10/11/2023				<0.04			<0.04
10/12/2023	<0.04	<0.04	<0.04				
10/13/2023					<0.04	<0.04	
12/12/2023	<0.04	<0.04	<0.04	<0.04			<0.04
12/13/2023					<0.04	<0.04	
2/29/2024	<0.04	<0.04		<0.04			
3/1/2024					<0.04	<0.04	<0.04
3/4/2024			<0.04				
4/23/2024	<0.04	<0.04		<0.04			<0.04
4/24/2024			<0.04		<0.04	<0.04	
6/11/2024				<0.04			
6/12/2024	<0.04		<0.04		<0.04	<0.04	<0.04
6/13/2024		<0.04					
8/26/2024	0.012 (J)	<0.04		<0.04			<0.04
8/27/2024			<0.04		<0.04	<0.04	
3/4/2025	0.0097 (J)	<0.04					
3/5/2025				<0.04		<0.04	<0.04
3/6/2025			0.0077 (J)		<0.04		
8/18/2025		<0.04		<0.04			
8/19/2025			<0.04		<0.04	<0.04	
8/20/2025	<0.04						<0.04
2/25/2026							<0.04
2/26/2026				<0.04	<0.04		
2/27/2026						<0.04	
3/2/2026	0.0098 (J)	<0.04	<0.04				

ND substitution: RL or RL/2 if <15% NDs.

Time Series

Constituent: Boron (mg/L) Analysis Run 5/1/2026 4:03 PM

Plant Bowen Client: Southern Company Data: Bowen LF 3-8

	GWC-31R	GWC-32	GWC-33R	GWC-34	GWC-34R	GWC-35	GWC-36A
4/6/2022							0.032 (J)
8/8/2022							0.023 (J)
2/8/2023							0.028 (J)
6/21/2023			<0.04	<0.04	<0.04		
6/23/2023	<0.04						
6/26/2023		<0.04					
6/28/2023						0.01 (J)	
8/2/2023							0.0091 (J)
8/7/2023				<0.04	<0.04		
8/8/2023			<0.04				
8/9/2023	<0.04	<0.04					
8/10/2023						0.017 (J)	
10/10/2023				<0.04	<0.04		
10/11/2023	<0.04		<0.04			<0.04	
10/13/2023		<0.04					
12/12/2023	<0.04						
12/13/2023		<0.04	<0.04	<0.04	<0.04	<0.04	
2/13/2024							0.034 (J)
2/29/2024		<0.04		<0.04	<0.04	<0.04	
3/4/2024	<0.04		<0.04				
4/23/2024	<0.04		<0.04				
4/24/2024		<0.04		<0.04	<0.04	<0.04	
6/11/2024	<0.04						
6/12/2024		<0.04					
6/13/2024			<0.04	<0.04	<0.04	<0.04	
7/30/2024							0.021 (J)
8/26/2024	<0.04						
8/27/2024		<0.04	<0.04			<0.04	
8/28/2024				<0.04	<0.04		
2/19/2025							0.023 (J)
3/5/2025	<0.04		<0.04			0.012 (J)	
3/6/2025		0.0064 (J)					
8/15/2025						0.015 (J)	
8/19/2025	<0.04		<0.04				
8/20/2025		<0.04					
8/21/2025							0.008 (J)
9/4/2025				<0.04	<0.04		
2/12/2026							0.025 (J)
2/24/2026						0.0089 (J)	
2/27/2026	0.0093 (J)						
3/2/2026		<0.04		<0.04	<0.04		
3/3/2026			<0.04				

ND substitution: RL or RL/2 if <15% NDs.

Time Series

Constituent: Boron (mg/L) Analysis Run 5/1/2026 4:03 PM

Plant Bowen Client: Southern Company Data: Bowen LF 3-8

	GWC-36RA	GWC-37	GWC-38	GWC-57	GWC-25	GWC-31S	GWC-58
3/1/2016	<0.04	<0.04					
3/2/2016			<0.04				
5/2/2016	<0.04						
5/3/2016		<0.04	<0.04				
7/6/2016	0.0059 (J)						
7/7/2016			<0.04				
7/8/2016		0.0067 (J)					
9/7/2016	<0.04	0.0084 (J)					
9/8/2016			<0.04				
10/25/2016	0.0077 (J)	0.0089 (J)	<0.04				
1/5/2017	0.0074 (J)						
1/6/2017		<0.04					
2/9/2017			<0.04				
3/14/2017	0.0062 (J)	<0.04					
3/23/2017			<0.04				
5/16/2017	<0.04	<0.04					
5/17/2017			<0.04				
9/15/2017	<0.04	<0.04					
9/19/2017			<0.04				
3/12/2018	0.0082 (J)	0.004 (J)					
3/13/2018			<0.04				
9/6/2018	<0.04	<0.04	<0.04				
3/6/2019		<0.04					
3/7/2019	0.0049 (J)		<0.04				
9/4/2019	<0.04	<0.04	<0.04				
3/2/2020	0.014 (J)	0.0052 (J)	<0.04				
9/3/2020		<0.04	<0.04				
9/14/2020	0.0065 (J)						
2/24/2021		<0.04	<0.04				
3/26/2021	0.019 (J)						
7/27/2021	0.013 (J)						
7/28/2021		<0.04	<0.04				
1/25/2022			<0.04				
1/26/2022	0.012 (J)	<0.04					
8/5/2022			0.009 (J)				
8/8/2022	0.018 (J)	<0.04					
2/8/2023	0.023 (J)	<0.04	<0.04				
6/21/2023				<0.04			
8/2/2023		<0.04	<0.04				
8/3/2023	0.018 (J)						
8/8/2023				<0.04			
10/10/2023				<0.04			
12/13/2023				<0.04			
2/13/2024	0.026 (J)	<0.04	<0.04				
3/4/2024				0.014 (J)			
4/24/2024				<0.04			
6/13/2024				<0.04			
7/30/2024	0.014 (J)	<0.04	<0.04				
8/27/2024				<0.04			
2/19/2025	0.019 (J)	<0.04	<0.04				
3/4/2025				<0.04			
8/15/2025				0.007 (J)			

ND substitution: RL or RL/2 if <15% NDs.

Time Series

Constituent: Boron (mg/L) Analysis Run 5/1/2026 4:03 PM

Plant Bowen Client: Southern Company Data: Bowen LF 3-8

	GWC-36RA	GWC-37	GWC-38	GWC-57	GWC-25	GWC-31S	GWC-58
8/21/2025	<0.04		<0.04				
8/27/2025		<0.04					
2/12/2026	0.015 (J)	0.0074 (J)	<0.04				
2/16/2026					<0.04		
3/2/2026				<0.04		<0.04	<0.04

ND substitution: RL or RL/2 if <15% NDs.

Time Series

Constituent: Cadmium (mg/L) Analysis Run 5/1/2026 4:03 PM

Plant Bowen Client: Southern Company Data: Bowen LF 3-8

	GWA-1 (bg)	GWA-2 (bg)	GWA-2R (bg)	GWA-3A (bg)	GWA-4RZ (bg)	GWA-39RZ (bg)	GWA-39Z (bg)
8/23/2007	<0.0005	<0.0005	<0.0005	<0.0005			
10/23/2007	<0.0005						
10/24/2007		<0.0005	<0.0005				
11/2/2007				<0.0005			
11/18/2007	<0.0005	<0.0005	<0.0005	<0.0005			
1/30/2008	<0.0005						
1/31/2008		<0.0005	<0.0005	<0.0005			
3/10/2008	<0.0005		<0.0005				
3/11/2008		<0.0005		<0.0005			
5/6/2008		<0.0005					
5/13/2008	<0.0005		<0.0005				
5/14/2008				<0.0005			
12/4/2008		<0.0005	<0.0005				
12/5/2008	<0.0005			<0.0005			
4/15/2009	<0.0005			<0.0005			
4/21/2009		<0.0005	<0.0005				
5/20/2009					<0.0005		
10/7/2009	<0.0005	<0.0005					
10/8/2009			<0.0005	<0.0005			
10/19/2009					<0.0005		
4/21/2010			<0.0005				
4/26/2010		<0.0005					
4/27/2010					<0.0005		
4/28/2010				<0.0005			
5/3/2010	<0.0005						
9/28/2010			<0.0005				
10/4/2010		<0.0005			<0.0005		
10/6/2010				<0.0005			
10/12/2010	<0.0005						
4/12/2011			<0.0005				
4/13/2011		<0.0005					
4/14/2011					<0.0005		
4/21/2011				<0.0005			
4/27/2011	<0.0005						
10/4/2011			<0.0005				
10/5/2011		<0.0005			<0.0005		
10/13/2011				<0.0005			
10/17/2011	<0.0005						
4/3/2012			<0.0005				
4/11/2012		<0.0005			<0.0005		
5/1/2012				<0.0005			
5/2/2012	<0.0005						
10/2/2012					<0.0005		
10/8/2012	<0.0005						
10/9/2012		<0.0005	<0.0005	<0.0005			
4/11/2013			<0.0005	<0.0005	<0.0005		
4/12/2013	<0.0005						
4/15/2013		<0.0005					
10/15/2013		<0.0005					
10/16/2013	<0.0005		<0.0005	<0.0005			
10/21/2013					<0.0005		
4/10/2014			<0.0005				

ND substitution: RL or RL/2 if <15% NDs.

Time Series

Constituent: Cadmium (mg/L) Analysis Run 5/1/2026 4:03 PM

Plant Bowen Client: Southern Company Data: Bowen LF 3-8

	GWA-1 (bg)	GWA-2 (bg)	GWA-2R (bg)	GWA-3A (bg)	GWA-4RZ (bg)	GWA-39RZ (bg)	GWA-39Z (bg)
4/11/2014	<0.0005						
4/22/2014		<0.0005					
4/23/2014				<0.0005	<0.0005		
9/30/2014	<0.0005	<0.0005	<0.0005				
10/4/2014				<0.0005	<0.0005		
3/30/2015	<0.0005	<0.0005	<0.0005				
3/31/2015				<0.0005	<0.0005		
10/11/2015					<0.0005		
10/12/2015				<0.0005			
10/13/2015	0.0003 (J)	<0.0005	<0.0005				
3/14/2016							0.000188 (J)
3/22/2016	<0.0005						
3/23/2016		<0.0005	<0.0005	<0.0005			
5/11/2016							0.000177 (J)
5/19/2016	<0.0005		<0.0005				
5/20/2016		<0.0005					
5/23/2016				<0.0005			
7/19/2016							0.0001 (J)
7/29/2016	<0.0005	<0.0005	<0.0005	<0.0005			
9/15/2016							8E-05 (J)
9/22/2016			<0.0005	<0.0005			
9/23/2016	<0.0005	<0.0005					
11/2/2016							<0.0005
11/9/2016	<0.0005	<0.0005					
11/10/2016			<0.0005	<0.0005			
1/18/2017							<0.0005
1/30/2017	<0.0005						
1/31/2017		<0.0005	<0.0005	<0.0005			
2/21/2017						<0.0005	
2/22/2017					<0.0005		
3/27/2017						<0.0005	
3/28/2017							<0.0005
3/30/2017	<0.0005	<0.0005		<0.0005			
4/3/2017			<0.0005				
4/7/2017					<0.0005		
6/7/2017							<0.0005
6/8/2017						<0.0005	
6/9/2017	<0.0005		<0.0005				
6/12/2017		<0.0005		<0.0005			
6/14/2017					<0.0005		
7/12/2017					<0.0005		
7/17/2017						<0.0005	
7/20/2017					<0.0005		
7/27/2017						<0.0005	
7/28/2017					<0.0005		
8/9/2017					<0.0005	<0.0005	
8/24/2017					<0.0005		
9/26/2017							<0.0005
9/29/2017						<0.0005	
10/2/2017	<0.0005	<0.0005	<0.0005				
10/3/2017					<0.0005		
10/4/2017				<0.0005			

ND substitution: RL or RL/2 if <15% NDs.

Time Series

Constituent: Cadmium (mg/L) Analysis Run 5/1/2026 4:03 PM

Plant Bowen Client: Southern Company Data: Bowen LF 3-8

	GWA-1 (bg)	GWA-2 (bg)	GWA-2R (bg)	GWA-3A (bg)	GWA-4RZ (bg)	GWA-39RZ (bg)	GWA-39Z (bg)
3/14/2018							<0.0005
3/16/2018	<0.0005		<0.0005			<0.0005	
3/19/2018		<0.0005		<0.0005			
3/21/2018					<0.0005		
9/12/2018							<0.0005
9/14/2018		<0.0005	<0.0005			<0.0005	
9/17/2018	<0.0005			<0.0005			
9/18/2018					<0.0005		
3/14/2019						<0.0005	
3/15/2019							<0.0005
3/19/2019			<0.0005				
3/20/2019	<0.0005	<0.0005		<0.0005			
3/21/2019					<0.0005		
9/9/2019							<0.0005
9/11/2019						<0.0005	
9/12/2019	<0.0005	<0.0005					
9/13/2019			<0.0005	<0.0005	<0.0005		
3/9/2020						<0.0005	<0.0005
3/11/2020	<0.0005	<0.0005	<0.0005	<0.0005			
3/12/2020					<0.0005		
9/10/2020							<0.0005
9/15/2020	<0.0005	<0.0005	<0.0005				
9/16/2020						<0.0005	
9/17/2020					<0.0005		
3/12/2021							<0.0005
3/16/2021	<0.0005		<0.0005		<0.0005	<0.0005	
3/17/2021		<0.0005					
3/29/2021				<0.0005			
8/4/2021							<0.0005
8/6/2021						<0.0005	
8/9/2021	<0.0005	<0.0005	<0.0005	<0.0005			
8/10/2021					<0.0005		
1/31/2022							<0.0005
2/1/2022	<0.0005	<0.0005	<0.0005				
2/2/2022				<0.0005		<0.0005	
2/3/2022					<0.0005		
8/10/2022							<0.0005
8/16/2022	<0.0005	<0.0005	<0.0005	<0.0005		<0.0005	
8/17/2022					<0.0005		
2/13/2023							<0.0005
2/14/2023						<0.0005	
2/16/2023	<0.0005	<0.0005	<0.0005				
2/17/2023				<0.0005	<0.0005		
7/25/2023						<0.0005	
7/26/2023							<0.0005
7/27/2023	<0.0005	<0.0005	<0.0005				
7/28/2023					<0.0005		
8/1/2023				<0.0005			
2/19/2024						<0.0005	<0.0005
2/22/2024	<0.0005	<0.0005		<0.0005			
2/26/2024			<0.0005				
2/27/2024					<0.0005		

ND substitution: RL or RL/2 if <15% NDs.

Time Series

Constituent: Cadmium (mg/L) Analysis Run 5/1/2026 4:03 PM

Plant Bowen Client: Southern Company Data: Bowen LF 3-8

	GWA-1 (bg)	GWA-2 (bg)	GWA-2R (bg)	GWA-3A (bg)	GWA-4RZ (bg)	GWA-39RZ (bg)	GWA-39Z (bg)
8/1/2024						<0.0005	<0.0005
8/6/2024			<0.0005				
8/7/2024	<0.0005	<0.0005					
8/8/2024				<0.0005	<0.0005		
2/25/2025							<0.0005
2/26/2025				<0.0005		<0.0005	
2/27/2025	<0.0005	<0.0005	<0.0005				
2/28/2025					<0.0005		
8/28/2025						<0.0005	<0.0005
9/2/2025	<0.0005	<0.0005	<0.0005	<0.0005			
9/3/2025					<0.0005		
2/17/2026				<0.0005			
2/18/2026	<0.0005	<0.0005	<0.0005		<0.0005	<0.0005	<0.0005

ND substitution: RL or RL/2 if <15% NDs.

Time Series

Constituent: Cadmium (mg/L) Analysis Run 5/1/2026 4:03 PM

Plant Bowen Client: Southern Company Data: Bowen LF 3-8

	GWA-40 (bg)	GWA-41 (bg)	GWA-41R (bg)	GWA-42 (bg)	GWA-43 (bg)	GWA-43R (bg)	GWA-50 (bg)
12/12/2008							<0.0005
4/23/2009							<0.0005
10/6/2009							<0.0005
4/27/2010							<0.0005
9/30/2010							<0.0005
4/14/2011							<0.0005
10/5/2011							<0.0005
4/11/2012							<0.0005
10/2/2012							<0.0005
4/9/2013							<0.0005
10/15/2013							<0.0005
4/10/2014							<0.0005
10/1/2014							<0.0005
3/30/2015							<0.0005
10/11/2015							0.00026 (J)
3/11/2016				0.000121 (J)	<0.0005	<0.0005	
3/15/2016	<0.0005	<0.0005	<0.0005				
3/28/2016							<0.0005
5/11/2016	<0.0005						
5/12/2016		<0.0005					
5/13/2016			<0.0005		<0.0005	<0.0005	
5/16/2016				0.000145 (J)			
5/23/2016							<0.0005
7/19/2016					<0.0005	<0.0005	
7/20/2016		<0.0005					
7/21/2016	<0.0005		<0.0005				
7/22/2016				<0.0005			
8/1/2016							<0.0005
9/15/2016	<0.0005	<0.0005					
9/16/2016					<0.0005	<0.0005	
9/19/2016				0.0001 (J)			
9/21/2016			<0.0005				
9/26/2016							<0.0005
11/2/2016					<0.0005	<0.0005	
11/3/2016	<0.0005	<0.0005	<0.0005	8E-05 (J)			
11/10/2016							<0.0005
1/17/2017	<0.0005		<0.0005	0.0001 (J)			
1/18/2017		<0.0005			<0.0005	<0.0005	
1/30/2017							<0.0005
3/24/2017	<0.0005	<0.0005					
3/27/2017			<0.0005	0.0002 (J)			
3/28/2017					<0.0005	<0.0005	
4/7/2017							<0.0005
5/24/2017	<0.0005						
6/6/2017		<0.0005	<0.0005		8E-05 (J)	<0.0005	
6/7/2017				0.0001 (J)			
6/12/2017							<0.0005
9/22/2017					<0.0005	<0.0005	
9/25/2017		<0.0005	<0.0005				
9/26/2017	<0.0005			<0.0005			
10/2/2017							<0.0005
3/14/2018	<0.0005	<0.0005	<0.0005	0.00011 (J)	<0.0005		

ND substitution: RL or RL/2 if <15% NDs.

Time Series

Constituent: Cadmium (mg/L) Analysis Run 5/1/2026 4:03 PM

Plant Bowen Client: Southern Company Data: Bowen LF 3-8

	GWA-40 (bg)	GWA-41 (bg)	GWA-41R (bg)	GWA-42 (bg)	GWA-43 (bg)	GWA-43R (bg)	GWA-50 (bg)
3/15/2018						<0.0005	
3/16/2018							<0.0005
9/12/2018	<0.0005	<0.0005	<0.0005		<0.0005	<0.0005	
9/14/2018				0.00013 (J)			
9/17/2018							<0.0005
3/13/2019	<0.0005				<0.0005	<0.0005	
3/14/2019		<0.0005	<0.0005	0.00013 (J)			
3/19/2019							<0.0005
9/9/2019	<0.0005						
9/10/2019		<0.0005	<0.0005	0.00014 (J)			
9/11/2019					<0.0005	<0.0005	
9/13/2019							<0.0005
3/6/2020		<0.0005		0.00014 (J)			
3/9/2020	<0.0005		<0.0005		<0.0005	<0.0005	
3/11/2020							<0.0005
9/10/2020		<0.0005	<0.0005	0.00015 (J)			
9/11/2020	<0.0005				<0.0005		
9/14/2020						<0.0005	
9/16/2020							<0.0005
3/10/2021	<0.0005		<0.0005				
3/11/2021		<0.0005		0.00017 (J)	<0.0005	<0.0005	
3/17/2021							0.00012 (J)
8/4/2021	<0.0005	<0.0005	<0.0005	0.00014 (J)			
8/5/2021						<0.0005	
8/6/2021					<0.0005		
8/9/2021							<0.0005
1/31/2022	<0.0005	<0.0005	<0.0005	0.00018 (J)	<0.0005	<0.0005	
2/1/2022							<0.0005
8/10/2022				0.00034 (J)		<0.0005	
8/11/2022		<0.0005	<0.0005		<0.0005		
8/12/2022	<0.0005						
8/16/2022							<0.0005
2/13/2023	<0.0005	<0.0005	<0.0005	<0.0005		<0.0005	
2/14/2023					<0.0005		
2/16/2023							<0.0005
7/25/2023		<0.0005	<0.0005		<0.0005	<0.0005	
7/26/2023	<0.0005			0.00013 (J)			
7/28/2023							<0.0005
2/19/2024	<0.0005	<0.0005	<0.0005				
2/20/2024				0.00016 (J)	<0.0005	<0.0005	
2/22/2024							<0.0005
8/1/2024	<0.0005	<0.0005	<0.0005	0.00016 (J)			
8/2/2024					<0.0005	<0.0005	
8/8/2024							<0.0005
2/25/2025	<0.0005	<0.0005	<0.0005	0.00016 (J)	<0.0005	<0.0005	
2/27/2025							<0.0005
8/27/2025	<0.0005		<0.0005				
8/28/2025		<0.0005		0.00013 (J)	<0.0005	<0.0005	
9/2/2025							<0.0005
2/16/2026	<0.0005	<0.0005	<0.0005	0.00016 (J)	<0.0005	<0.0005	
2/17/2026							<0.0005

ND substitution: RL or RL/2 if <15% NDs.

Time Series

Constituent: Cadmium (mg/L) Analysis Run 5/1/2026 4:03 PM

Plant Bowen Client: Southern Company Data: Bowen LF 3-8

	GWA-50R (bg)	GWA-51RZ (bg)	GWA-52 (bg)	GWA-53 (bg)	GWA-53R (bg)	GWA-54 (bg)	GWA-55 (bg)
12/12/2008	<0.0005						
4/23/2009	<0.0005						
10/6/2009	<0.0005						
5/3/2010	<0.0005						
10/11/2010	<0.0005						
4/27/2011	<0.0005						
10/19/2011	<0.0005						
5/1/2012	<0.0005						
10/2/2012	<0.0005						
4/10/2013	<0.0005						
10/16/2013	<0.0005						
4/22/2014	<0.0005						
10/1/2014	<0.0005						
3/30/2015	<0.0005						
5/8/2015		<0.0005	<0.0005		<0.0005		
5/9/2015				<0.0005		<0.0005	<0.0005
5/17/2015		0.00029 (J)	<0.0005		<0.0005		
5/18/2015				<0.0005		<0.0005	<0.0005
5/25/2015		<0.0005	<0.0005	<0.0005	<0.0005	<0.0005	
5/26/2015							<0.0005
6/8/2015		<0.0005	<0.0005	<0.0005	<0.0005		
6/9/2015						<0.0005	<0.0005
6/17/2015				<0.0005		<0.0005	<0.0005
6/18/2015		<0.0005	<0.0005		<0.0005		
6/24/2015		<0.0005	<0.0005	<0.0005	<0.0005		
6/25/2015						<0.0005	<0.0005
6/30/2015		<0.0005	<0.0005	<0.0005	<0.0005		
7/1/2015						<0.0005	<0.0005
7/6/2015		<0.0005	<0.0005	<0.0005	<0.0005		
7/7/2015						<0.0005	<0.0005
8/12/2015		<0.0005	<0.0005	<0.0005	<0.0005	<0.0005	
8/13/2015							<0.0005
10/11/2015	<0.0005						
12/8/2015		<0.0005					
2/29/2016			<0.0005				
3/2/2016				<0.0005	<0.0005	<0.0005	<0.0005
3/28/2016	<0.0005						
5/3/2016				<0.0005	<0.0005		<0.0005
5/4/2016		<0.0005	<0.0005			<0.0005	
5/25/2016	<0.0005						
7/7/2016		<0.0005					
7/8/2016			<0.0005	<0.0005		<0.0005	
7/11/2016					<0.0005		<0.0005
8/1/2016	<0.0005						
9/7/2016					<0.0005		
9/8/2016		<0.0005	<0.0005	<0.0005		<0.0005	
9/9/2016							<0.0005
9/26/2016	<0.0005						
10/26/2016		<0.0005	<0.0005	<0.0005		<0.0005	<0.0005
10/27/2016					<0.0005		
11/11/2016	<0.0005						
1/6/2017		<0.0005	<0.0005		<0.0005		

ND substitution: RL or RL/2 if <15% NDs.

Time Series

Constituent: Cadmium (mg/L) Analysis Run 5/1/2026 4:03 PM

Plant Bowen Client: Southern Company Data: Bowen LF 3-8

	GWA-50R (bg)	GWA-51RZ (bg)	GWA-52 (bg)	GWA-53 (bg)	GWA-53R (bg)	GWA-54 (bg)	GWA-55 (bg)
1/9/2017				<0.0005		<0.0005	0.0001 (J)
1/30/2017	<0.0005						
3/15/2017		0.0001 (J)	0.0001 (J)			7E-05 (J)	
3/16/2017				0.0001 (J)	<0.0005		<0.0005
4/3/2017	<0.0005						
5/17/2017			<0.0005				
5/18/2017		<0.0005				<0.0005	<0.0005
5/19/2017				<0.0005	<0.0005		
6/12/2017	<0.0005						
7/19/2017		<0.0005					
9/15/2017			<0.0005			<0.0005	<0.0005
9/19/2017		<0.0005		<0.0005	<0.0005		
10/2/2017	<0.0005						
3/12/2018							<0.0005
3/13/2018		<0.0005	<0.0005	<0.0005	<0.0005	<0.0005	
3/16/2018	<0.0005						
9/6/2018			<0.0005			<0.0005	
9/7/2018		<0.0005					<0.0005
9/11/2018				<0.0005	<0.0005		
9/18/2018	<0.0005						
3/7/2019			<0.0005			<0.0005	
3/8/2019		<0.0005		<0.0005			<0.0005
3/12/2019					<0.0005		
3/19/2019	<0.0005						
9/4/2019			<0.0005				
9/5/2019		<0.0005		<0.0005	<0.0005	<0.0005	<0.0005
9/12/2019	<0.0005						
3/2/2020			<0.0005				
3/3/2020		<0.0005				<0.0005	<0.0005
3/4/2020				<0.0005	<0.0005		
3/11/2020	<0.0005						
9/3/2020			<0.0005				
9/4/2020							<0.0005
9/8/2020				<0.0005	<0.0005	<0.0005	
9/9/2020		<0.0005					
9/15/2020	<0.0005						
2/24/2021			<0.0005				
2/25/2021		<0.0005				<0.0005	<0.0005
2/26/2021				<0.0005	<0.0005		
3/17/2021	<0.0005						
7/27/2021			<0.0005			<0.0005	
7/28/2021		<0.0005					<0.0005
7/29/2021				<0.0005	<0.0005		
8/9/2021	<0.0005						
1/25/2022			<0.0005			<0.0005	
1/26/2022		<0.0005		<0.0005	<0.0005		<0.0005
2/2/2022	<0.0005						
8/5/2022			<0.0005			<0.0005	
8/8/2022				0.0004 (J)	0.00022 (J)		<0.0005
8/9/2022		<0.0005					
8/17/2022	<0.0005						
2/16/2023	<0.0005						

ND substitution: RL or RL/2 if <15% NDs.

Time Series

Constituent: Cadmium (mg/L) Analysis Run 5/1/2026 4:03 PM

Plant Bowen Client: Southern Company Data: Bowen LF 3-8

	GWA-50R (bg)	GWA-51RZ (bg)	GWA-52 (bg)	GWA-53 (bg)	GWA-53R (bg)	GWA-54 (bg)	GWA-55 (bg)
7/28/2023	<0.0005						
2/22/2024	<0.0005						
8/8/2024	<0.0005						
2/28/2025	<0.0005						
9/2/2025	<0.0005						
2/17/2026	<0.0005						

ND substitution: RL or RL/2 if <15% NDs.

Time Series

Constituent: Cadmium (mg/L) Analysis Run 5/1/2026 4:03 PM

Plant Bowen Client: Southern Company Data: Bowen LF 3-8

	GWA-55R (bg)	GWA-56 (bg)	GWC-16R	GWC-17R	GWC-18	GWC-18R	GWC-19R
9/16/2014			<0.0005				
9/17/2014				<0.0005	<0.0005	<0.0005	<0.0005
10/4/2014			<0.0005	<0.0005	<0.0005	<0.0005	<0.0005
10/21/2014			<0.0005	<0.0005	<0.0005	<0.0005	<0.0005
11/5/2014					<0.0005		<0.0005
11/11/2014			<0.0005	<0.0005		<0.0005	
3/3/2015			<0.0005	<0.0005	<0.0005	<0.0005	<0.0005
3/18/2015			<0.0005	<0.0005	<0.0005	<0.0005	
3/19/2015							<0.0005
4/6/2015			<0.0005	<0.0005			
4/7/2015					<0.0005	<0.0005	<0.0005
4/23/2015			<0.0005	<0.0005	<0.0005	<0.0005	
4/24/2015							<0.0005
5/9/2015	<0.0005	<0.0005					
5/18/2015	<0.0005						
5/19/2015		<0.0005					
5/26/2015	<0.0005	<0.0005					
6/9/2015	<0.0005	<0.0005					
6/17/2015	<0.0005	<0.0005					
6/25/2015	<0.0005	<0.0005					
7/1/2015	<0.0005	<0.0005					
7/7/2015	<0.0005	<0.0005					
7/29/2015			<0.0005	<0.0005	<0.0005	<0.0005	<0.0005
8/13/2015	<0.0005	<0.0005					
3/3/2016	<0.0005	<0.0005	<0.0005				
3/4/2016				<0.0005			
3/7/2016					<0.0005	<0.0005	<0.0005
5/3/2016	<0.0005						
5/5/2016					<0.0005	<0.0005	
5/9/2016		<0.0005					<0.0005
5/10/2016			<0.0005	<0.0005			
7/11/2016	<0.0005	<0.0005					
7/13/2016			<0.0005		<0.0005	<0.0005	
7/14/2016				<0.0005			<0.0005
9/9/2016	<0.0005	<0.0005					
9/12/2016						<0.0005	<0.0005
9/13/2016					<0.0005		
9/14/2016				<0.0005			
9/15/2016			<0.0005				
10/26/2016		<0.0005					
10/27/2016	<0.0005						
10/31/2016					8E-05 (J)		<0.0005
11/1/2016				<0.0005		<0.0005	
11/2/2016			<0.0005				
1/9/2017	9E-05 (J)	<0.0005					
1/11/2017			0.0002 (J)	8E-05 (J)		0.0001 (J)	<0.0005
1/12/2017					0.0001 (J)		
3/15/2017		0.0001 (J)					
3/16/2017	0.0001 (J)						
3/20/2017			<0.0005			<0.0005	
3/21/2017				<0.0005			<0.0005
3/23/2017					<0.0005		

ND substitution: RL or RL/2 if <15% NDs.

Time Series

Constituent: Cadmium (mg/L) Analysis Run 5/1/2026 4:03 PM

Plant Bowen Client: Southern Company Data: Bowen LF 3-8

	GWA-55R (bg)	GWA-56 (bg)	GWC-16R	GWC-17R	GWC-18	GWC-18R	GWC-19R
5/18/2017	<0.0005	<0.0005					
5/22/2017						<0.0005	<0.0005
5/23/2017			<0.0005	<0.0005	<0.0005		
9/15/2017		<0.0005					
9/18/2017	<0.0005						
9/20/2017							<0.0005
9/21/2017			<0.0005			<0.0005	
9/22/2017				<0.0005			
9/25/2017					<0.0005		
3/12/2018	<0.0005						
3/13/2018		<0.0005					
3/14/2018			<0.0005	<0.0005	<0.0005	<0.0005	<0.0005
9/7/2018	<0.0005	<0.0005	<0.0005			<0.0005	
9/10/2018							<0.0005
9/11/2018				<0.0005	<0.0005		
3/7/2019	<0.0005	<0.0005					
3/11/2019			<0.0005				
3/12/2019				<0.0005	<0.0005	<0.0005	<0.0005
9/4/2019		<0.0005					
9/5/2019	<0.0005						
9/6/2019						<0.0005	
9/9/2019			<0.0005		<0.0005		<0.0005
9/10/2019				<0.0005			
3/4/2020	<0.0005	<0.0005	<0.0005				<0.0005
3/5/2020				<0.0005		<0.0005	
3/6/2020					<0.0005		
9/4/2020	<0.0005	<0.0005					
9/9/2020			<0.0005	<0.0005	<0.0005	<0.0005	<0.0005
2/25/2021	<0.0005	<0.0005					
2/26/2021					<0.0005	<0.0005	<0.0005
3/9/2021			<0.0005				
3/10/2021				<0.0005			
7/28/2021	<0.0005	<0.0005					
7/29/2021					<0.0005	<0.0005	
7/30/2021			<0.0005	<0.0005			
8/3/2021							<0.0005
1/26/2022		<0.0005					
1/27/2022	<0.0005					<0.0005	<0.0005
1/28/2022			<0.0005	<0.0005	<0.0005		
8/5/2022		<0.0005					
8/8/2022	<0.0005						
8/9/2022							<0.0005
8/10/2022					<0.0005	<0.0005	
8/11/2022			<0.0005	<0.0005			
2/9/2023					<0.0005	<0.0005	<0.0005
2/10/2023			<0.0005	<0.0005			
8/3/2023				<0.0005	<0.0005		
8/4/2023			<0.0005			<0.0005	<0.0005
2/14/2024					<0.0005	<0.0005	<0.0005
2/15/2024			<0.0005	<0.0005			
7/31/2024			<0.0005	<0.0005	<0.0005	<0.0005	<0.0005
2/19/2025						<0.0005	

ND substitution: RL or RL/2 if <15% NDs.

Time Series

Constituent: Cadmium (mg/L) Analysis Run 5/1/2026 4:03 PM

Plant Bowen Client: Southern Company Data: Bowen LF 3-8

	GWA-55R (bg)	GWA-56 (bg)	GWC-16R	GWC-17R	GWC-18	GWC-18R	GWC-19R
2/20/2025					<0.0005		<0.0005
2/25/2025			<0.0005	<0.0005			
8/21/2025			<0.0005				
8/22/2025				<0.0005		<0.0005	
8/26/2025					<0.0005		
8/27/2025							<0.0005
2/12/2026					<0.0005	<0.0005	<0.0005
2/13/2026			<0.0005	<0.0005			

ND substitution: RL or RL/2 if <15% NDs.

Time Series

Constituent: Cadmium (mg/L) Analysis Run 5/1/2026 4:03 PM

Plant Bowen Client: Southern Company Data: Bowen LF 3-8

	GWC-20R	GWC-21R	GWC-22R	GWC-23R	GWC-24R	GWC-25R	GWC-26
9/16/2014					<0.0005	<0.0005	
9/18/2014	<0.0005	<0.0005	<0.0005	<0.0005			
10/4/2014					<0.0005	<0.0005	
10/5/2014	<0.0005	<0.0005	<0.0005	<0.0005			
10/22/2014	<0.0005	<0.0005	<0.0005	<0.0005			
10/23/2014					<0.0005	<0.0005	
11/5/2014	<0.0005	<0.0005	<0.0005	<0.0005			
11/10/2014					<0.0005	<0.0005	
3/4/2015	<0.0005	<0.0005	<0.0005	<0.0005	<0.0005	<0.0005	
3/19/2015	<0.0005	<0.0005	<0.0005				
3/20/2015				<0.0005	<0.0005	<0.0005	
4/7/2015	<0.0005						
4/8/2015		<0.0005	<0.0005	<0.0005	<0.0005		
4/9/2015						<0.0005	
4/23/2015				<0.0005	<0.0005	<0.0005	
4/24/2015	<0.0005	<0.0005	<0.0005				
7/30/2015	<0.0005	<0.0005	<0.0005	<0.0005	<0.0005	<0.0005	
3/4/2016					<0.0005		
3/7/2016			<0.0005				
3/8/2016	<0.0005	<0.0005				<0.0005	
3/9/2016				<0.0005			
5/4/2016						<0.0005	
5/5/2016			<0.0005		<0.0005		
5/6/2016				<0.0005			
5/9/2016	<0.0005	<0.0005					
7/12/2016					<0.0005		
7/14/2016	<0.0005		<0.0005				
7/15/2016		<0.0005		<0.0005			
7/18/2016						<0.0005	
9/9/2016		<0.0005					
9/12/2016	<0.0005		<0.0005				
9/13/2016					<0.0005	<0.0005	
9/14/2016				<0.0005			
10/27/2016		<0.0005	<0.0005		<0.0005	<0.0005	
10/31/2016	<0.0005						
11/1/2016				<0.0005			
1/12/2017	0.0001 (J)	0.0001 (J)					
1/13/2017			8E-05 (J)		<0.0005	0.0001 (J)	
1/25/2017				<0.0005			
3/16/2017						7E-05 (J)	
3/20/2017			<0.0005		<0.0005		
3/21/2017		<0.0005					
3/22/2017	<0.0005			<0.0005			
5/19/2017					<0.0005	<0.0005	
5/22/2017	<0.0005						
5/23/2017		<0.0005	<0.0005				
5/24/2017				<0.0005			
9/19/2017	<0.0005	<0.0005	<0.0005		<0.0005	<0.0005	
9/21/2017				<0.0005			
3/13/2018			<0.0005		<0.0005	<0.0005	
3/14/2018	<0.0005	<0.0005		<0.0005			
9/7/2018			<0.0005				

ND substitution: RL or RL/2 if <15% NDs.

Time Series

Constituent: Cadmium (mg/L) Analysis Run 5/1/2026 4:03 PM

Plant Bowen Client: Southern Company Data: Bowen LF 3-8

	GWC-20R	GWC-21R	GWC-22R	GWC-23R	GWC-24R	GWC-25R	GWC-26
9/10/2018	<0.0005	0.00021 (J)					
9/11/2018				<0.0005	<0.0005	<0.0005	
3/8/2019					<0.0005	<0.0005	
3/11/2019		<0.0005	<0.0005				
3/12/2019	<0.0005			<0.0005			
9/5/2019			<0.0005		<0.0005	<0.0005	
9/6/2019	<0.0005	<0.0005		<0.0005			
3/3/2020		<0.0005	<0.0005		<0.0005	<0.0005	
3/5/2020	<0.0005			<0.0005			
9/4/2020	<0.0005					<0.0005	
9/8/2020		<0.0005	<0.0005				
9/9/2020				<0.0005	<0.0005		
3/9/2021	<0.0005	<0.0005	<0.0005		<0.0005	<0.0005	
3/10/2021				<0.0005			
7/29/2021					<0.0005		
7/30/2021				<0.0005			
8/2/2021	<0.0005	<0.0005	<0.0005			<0.0005	
1/27/2022	<0.0005		<0.0005			<0.0005	
1/28/2022		<0.0005		<0.0005	<0.0005		
8/9/2022	<0.0005				<0.0005	<0.0005	
8/10/2022		<0.0005	<0.0005				
8/11/2022				<0.0005			
2/9/2023		<0.0005	<0.0005		<0.0005	<0.0005	
2/10/2023	<0.0005			<0.0005			
6/20/2023							<0.0005
8/3/2023	<0.0005		<0.0005	<0.0005	<0.0005	<0.0005	
8/4/2023		<0.0005					
8/7/2023							<0.0005
10/12/2023							<0.0005
12/12/2023							<0.0005
2/15/2024	<0.0005	<0.0005	<0.0005		<0.0005		
2/16/2024				<0.0005		<0.0005	
2/29/2024							<0.0005
4/23/2024							<0.0005
6/12/2024							<0.0005
7/31/2024			<0.0005	<0.0005	<0.0005	<0.0005	
8/1/2024	<0.0005						
8/2/2024		<0.0005					
8/27/2024							<0.0005
2/20/2025	<0.0005		<0.0005				
2/24/2025					<0.0005		
2/25/2025		<0.0005		<0.0005		<0.0005	
3/4/2025							<0.0005
8/15/2025							<0.0005
8/18/2025						<0.0005	
8/21/2025				<0.0005			
8/22/2025		<0.0005					
8/26/2025	<0.0005		<0.0005		<0.0005		
2/12/2026	<0.0005				<0.0005		
2/13/2026			<0.0005	<0.0005		<0.0005	
2/17/2026		<0.0005					
2/24/2026							<0.0005

ND substitution: RL or RL/2 if <15% NDs.

Time Series

Constituent: Cadmium (mg/L) Analysis Run 5/1/2026 4:03 PM

Plant Bowen Client: Southern Company Data: Bowen LF 3-8

	GWC-27	GWC-27R	GWC-28	GWC-29	GWC-29R	GWC-30	GWC-31
6/20/2023			<0.0005				
6/23/2023	<0.0005	<0.0005					<0.0005
6/26/2023				<0.0005			
6/27/2023					<0.0005	<0.0005	
8/7/2023	<0.0005	<0.0005		<0.0005			
8/8/2023			<0.0005				
8/9/2023						<0.0005	<0.0005
8/10/2023					<0.0005		
10/11/2023				<0.0005			<0.0005
10/12/2023	<0.0005	<0.0005	<0.0005				
10/13/2023					<0.0005	<0.0005	
12/12/2023	<0.0005	<0.0005	<0.0005	<0.0005			<0.0005
12/13/2023					<0.0005	<0.0005	
2/29/2024	<0.0005	<0.0005		<0.0005			
3/1/2024					<0.0005	<0.0005	<0.0005
3/4/2024			<0.0005				
4/23/2024	<0.0005	<0.0005		<0.0005			<0.0005
4/24/2024			<0.0005		<0.0005	<0.0005	
6/11/2024				<0.0005			
6/12/2024	<0.0005		<0.0005		<0.0005	<0.0005	<0.0005
6/13/2024		<0.0005					
8/26/2024	<0.0005	<0.0005		<0.0005			<0.0005
8/27/2024			<0.0005		<0.0005	<0.0005	
3/4/2025	<0.0005	<0.0005					
3/5/2025				<0.0005		<0.0005	<0.0005
3/6/2025			<0.0005		<0.0005		
8/18/2025		<0.0005		<0.0005			
8/19/2025			<0.0005		<0.0005	<0.0005	
8/20/2025	<0.0005						<0.0005
2/25/2026							<0.0005
2/26/2026				<0.0005	<0.0005		
2/27/2026						<0.0005	
3/2/2026	<0.0005	<0.0005	<0.0005				

ND substitution: RL or RL/2 if <15% NDs.

Time Series

Constituent: Cadmium (mg/L) Analysis Run 5/1/2026 4:03 PM

Plant Bowen Client: Southern Company Data: Bowen LF 3-8

	GWC-31R	GWC-32	GWC-33R	GWC-34	GWC-34R	GWC-35	GWC-36A
4/6/2022							<0.0005
8/8/2022							<0.0005
2/8/2023							<0.0005
6/21/2023			<0.0005	<0.0005	<0.0005		
6/23/2023	<0.0005						
6/26/2023		<0.0005					
6/28/2023						<0.0005	
8/2/2023							<0.0005
8/7/2023				<0.0005	<0.0005		
8/8/2023			<0.0005				
8/9/2023	<0.0005	<0.0005					
8/10/2023						<0.0005	
10/10/2023				<0.0005	<0.0005		
10/11/2023	<0.0005		<0.0005			0.00021 (J)	
10/13/2023		<0.0005					
12/12/2023	<0.0005						
12/13/2023		<0.0005	<0.0005	<0.0005	<0.0005	<0.0005	
2/13/2024							<0.0005
2/29/2024		<0.0005		0.00017 (J)	<0.0005	<0.0005	
3/4/2024	<0.0005		<0.0005				
4/23/2024	<0.0005		<0.0005				
4/24/2024		<0.0005		0.00037 (J)	<0.0005	<0.0005	
6/11/2024	<0.0005						
6/12/2024		<0.0005					
6/13/2024			<0.0005	0.00032 (J)	<0.0005	<0.0005	
7/30/2024							<0.0005
8/26/2024	<0.0005						
8/27/2024		<0.0005	<0.0005			<0.0005	
8/28/2024				0.0006	<0.0005		
2/19/2025							<0.0005
3/5/2025	<0.0005		<0.0005			<0.0005	
3/6/2025		<0.0005					
8/15/2025						<0.0005	
8/19/2025	<0.0005		<0.0005				
8/20/2025		<0.0005					
8/21/2025							<0.0005
9/4/2025				<0.0005	<0.0005		
2/12/2026							<0.0005
2/24/2026						<0.0005	
2/27/2026	<0.0005						
3/2/2026		<0.0005		0.0005	<0.0005		
3/3/2026			<0.0005				

ND substitution: RL or RL/2 if <15% NDs.

Time Series

Constituent: Cadmium (mg/L) Analysis Run 5/1/2026 4:03 PM

Plant Bowen Client: Southern Company Data: Bowen LF 3-8

	GWC-36RA	GWC-37	GWC-38	GWC-57	GWC-25	GWC-31S	GWC-58
9/15/2014	0.001 (J)						
9/16/2014		<0.0005	<0.0005				
10/3/2014	<0.0005	<0.0005	<0.0005				
10/20/2014	0.00036 (J)	<0.0005	<0.0005				
11/10/2014	<0.0005	0.00026 (J)	<0.0005				
3/2/2015	<0.0005	<0.0005	0.00035 (J)				
3/17/2015	<0.0005	<0.0005	<0.0005				
4/5/2015	<0.0005	<0.0005					
4/6/2015			<0.0005				
4/21/2015	0.00044 (J)						
4/22/2015		<0.0005	<0.0005				
7/28/2015	0.00027 (J)	<0.0005	<0.0005				
3/1/2016	0.000207 (J)	0.000103 (J)					
3/2/2016			0.000109 (J)				
5/2/2016	0.000154 (J)						
5/3/2016		<0.0005	<0.0005				
7/6/2016	0.0002 (J)						
7/7/2016			<0.0005				
7/8/2016		<0.0005					
9/7/2016	0.0002 (J)	<0.0005					
9/8/2016			0.0001 (J)				
10/25/2016	0.0002 (J)	<0.0005	<0.0005				
1/5/2017	0.0001 (J)						
1/6/2017		0.0001 (J)					
2/9/2017			0.0001 (J)				
3/14/2017	0.0001 (J)	7E-05 (J)					
3/23/2017			0.0001 (J)				
5/16/2017	0.0001 (J)	<0.0005					
5/17/2017			0.0001 (J)				
9/15/2017	<0.0005	<0.0005					
9/19/2017			<0.0005				
3/12/2018	0.00013 (J)	<0.0005					
3/13/2018			<0.0005				
9/6/2018	0.00011 (J)	<0.0005	<0.0005				
3/6/2019		9.3E-05 (J)					
3/7/2019	0.00017 (J)		<0.0005				
9/4/2019	0.00016 (J)	<0.0005	<0.0005				
3/2/2020	0.00018 (J)	<0.0005	<0.0005				
9/3/2020		<0.0005	<0.0005				
9/14/2020	0.00016 (J)						
2/24/2021		<0.0005	<0.0005				
3/26/2021	0.00015 (J)						
7/27/2021	0.00014 (J)						
7/28/2021		0.00025 (J)	<0.0005				
1/25/2022			<0.0005				
1/26/2022	<0.0005	<0.0005					
8/5/2022			<0.0005				
8/8/2022	0.00016 (J)	0.00032 (J)					
2/8/2023	<0.0005	<0.0005	<0.0005				
6/21/2023				<0.0005			
8/2/2023		<0.0005	<0.0005				
8/3/2023	<0.0005						

ND substitution: RL or RL/2 if <15% NDs.

Time Series

Constituent: Cadmium (mg/L) Analysis Run 5/1/2026 4:03 PM

Plant Bowen Client: Southern Company Data: Bowen LF 3-8

	GWC-36RA	GWC-37	GWC-38	GWC-57	GWC-25	GWC-31S	GWC-58
8/8/2023				<0.0005			
10/10/2023				<0.0005			
12/13/2023				<0.0005			
2/13/2024	<0.0005	<0.0005	<0.0005				
3/4/2024				<0.0005			
4/24/2024				<0.0005			
6/13/2024				<0.0005			
7/30/2024	<0.0005	<0.0005	<0.0005				
8/27/2024				<0.0005			
2/19/2025	<0.0005	<0.0005	<0.0005				
3/4/2025				<0.0005			
8/15/2025				0.00021 (J)			
8/21/2025	<0.0005		<0.0005				
8/27/2025		<0.0005					
2/12/2026	<0.0005	<0.0005	<0.0005				
2/16/2026					<0.0005		
3/2/2026				<0.0005		<0.0005	<0.0005

ND substitution: RL or RL/2 if <15% NDs.

Time Series

Constituent: Calcium (mg/L) Analysis Run 5/1/2026 4:03 PM

Plant Bowen Client: Southern Company Data: Bowen LF 3-8

	GWA-1 (bg)	GWA-2 (bg)	GWA-2R (bg)	GWA-3A (bg)	GWA-4RZ (bg)	GWA-39RZ (bg)	GWA-39Z (bg)
3/14/2016							20
3/22/2016	32.6						
3/23/2016		54.1	46.5	2.05			
5/11/2016							9.76
5/19/2016	33.4		24.6				
5/20/2016		23.9					
5/23/2016				1.29			
7/19/2016							3.04
7/29/2016	26	25.3	14.9	1.29			
9/15/2016							4.78
9/22/2016			15	1.51			
9/23/2016	28.8	26.6					
11/2/2016							2.46
11/9/2016	27.9	16.1					
11/10/2016			12.6	1.54			
1/18/2017							5.46
1/30/2017	29.2						
1/31/2017		5.68	16.5	1.34			
2/21/2017						31.7	
2/22/2017					54.7		
3/27/2017						31.9	
3/28/2017							13
3/30/2017	30	25.2		1.31			
4/3/2017			16.6				
4/7/2017					46.8		
6/7/2017							17
6/8/2017						35	
6/9/2017	30.9		17.8				
6/12/2017		34.2		1.4			
6/14/2017					52.4		
7/12/2017					51.1		
7/17/2017						35.9	
7/20/2017					47.5		
7/27/2017						34.9	
7/28/2017					44		
8/9/2017					48.3	33.7	
8/24/2017					41.9		
9/26/2017							24.9
9/29/2017						33.4	
10/2/2017	31.5	1.69	20.6				
10/3/2017					47.7		
10/4/2017				1.13			
12/28/2017							17.9
3/14/2018							26.4
3/16/2018	28.5		33			32.6	
3/19/2018		63		1.2			
3/21/2018					47.5		
9/12/2018							25.1
9/14/2018		2.4	22.8 (J)			29.2	
9/17/2018	30.8			0.95			
9/18/2018					48.1		
3/14/2019						33	

Time Series

Constituent: Calcium (mg/L) Analysis Run 5/1/2026 4:03 PM

Plant Bowen Client: Southern Company Data: Bowen LF 3-8

	GWA-1 (bg)	GWA-2 (bg)	GWA-2R (bg)	GWA-3A (bg)	GWA-4RZ (bg)	GWA-39RZ (bg)	GWA-39Z (bg)
3/15/2019							20.3 (J)
3/19/2019			59.2				
3/20/2019	30.1	4.3		0.96			
3/21/2019					49.9		
9/9/2019							11.3
9/11/2019						33.8	
9/12/2019	31.9	1.8					
9/13/2019			27	0.94	49.9		
3/9/2020						35.6	3.2
3/11/2020	31.8	66.6	46.8	1			
3/12/2020					54.2		
9/10/2020							1
9/15/2020	30.8	18.4	21.4				
9/16/2020						34.9	
9/17/2020					48.4		
3/12/2021							11
3/16/2021	34.6		26.7		53.7	32.4	
3/17/2021		40.4					
3/29/2021				19			
8/4/2021							10.6
8/6/2021						33	
8/9/2021	32	41	31.5	19.4			
8/10/2021					56.5		
1/31/2022							12.7
2/1/2022	34.1	48	34.1				
2/2/2022				22.6		32.6	
2/3/2022					57.7		
8/10/2022							8.7
8/16/2022	34	39.5	37.9	22.2		32	
8/17/2022					54.7		
2/13/2023							12.8
2/14/2023						31.4	
2/16/2023	33.3	60.5	51.6				
2/17/2023				22.4	59.4		
7/25/2023						35.7	
7/26/2023							12.5
7/27/2023	29.1	23.3	28				
7/28/2023					43		
8/1/2023				22.6			
2/19/2024						34.8	10.8
2/22/2024	31.8	45.6		22.9			
2/26/2024			30.6				
2/27/2024					63.1		
8/1/2024						33.9	11.5
8/6/2024			25.5				
8/7/2024	31.6	32.3					
8/8/2024				23	56.4		
2/25/2025							17.4
2/26/2025				19.9		35.4	
2/27/2025	33.4	41.7	66.7				
2/28/2025					56.6		
8/28/2025						33.4	11.6

Time Series

Constituent: Calcium (mg/L) Analysis Run 5/1/2026 4:03 PM

Plant Bowen Client: Southern Company Data: Bowen LF 3-8

	GWA-1 (bg)	GWA-2 (bg)	GWA-2R (bg)	GWA-3A (bg)	GWA-4RZ (bg)	GWA-39RZ (bg)	GWA-39Z (bg)
9/2/2025	35	35.4	25.2	22.5			
9/3/2025					55.3		
2/17/2026				24.1			
2/18/2026	33.8 (M1)	34.4	23.4		60.4	37	13

Time Series

Constituent: Calcium (mg/L) Analysis Run 5/1/2026 4:03 PM

Plant Bowen Client: Southern Company Data: Bowen LF 3-8

	GWA-40 (bg)	GWA-41 (bg)	GWA-41R (bg)	GWA-42 (bg)	GWA-43 (bg)	GWA-43R (bg)	GWA-50 (bg)
3/11/2016				31	13	30	
3/15/2016	24	24	38				
3/28/2016							3.89
5/11/2016	22.1						
5/12/2016		15.5					
5/13/2016			36		18.7 (O)	27.8	
5/16/2016				32			
5/23/2016							2.16
7/19/2016					12	25.3	
7/20/2016		16.5					
7/21/2016	19.3		33.5				
7/22/2016				28.5			
8/1/2016							1.37
9/15/2016	18.2	6.1					
9/16/2016					8.48	27.5	
9/19/2016				28.6			
9/21/2016			31.9				
9/26/2016							1.86
11/2/2016					11.4	26.2	
11/3/2016	18.2	13.7	28.9	26.6			
11/10/2016							1.86
1/17/2017	22		31.4	28.7			
1/18/2017		13.1			6.81	26.6	
1/30/2017							2.86
3/24/2017	21.1	17.3					
3/27/2017			31.7	30.4			
3/28/2017					5.61	29	
4/7/2017							2.34
5/24/2017	23.5						
6/6/2017		29.1	42.9		4.99	29.3	
6/7/2017				31.3			
6/12/2017							1.87
9/22/2017					4.24	32.2	
9/25/2017		17.6	29.3				
9/26/2017	24.1			29.5			
10/2/2017							2.53
12/28/2017						29	
3/14/2018	25.7	39.6	41.4	32.6	3.6		
3/15/2018						28	
3/16/2018							1.8
9/12/2018	18.4 (J)	14.2 (J)	29		3.7	28.7	
9/14/2018				30.5			
9/17/2018							2.3
3/13/2019	23.8 (J)				2.9	29.2	
3/14/2019		22.7 (J)	31.9	32			
3/19/2019							4.2
9/9/2019	15.4						
9/10/2019		6	29.6	34			
9/11/2019					3.2	29.5	
9/13/2019							1.9
3/6/2020		29.2		38			
3/9/2020	29.4		25.5		2.6	31.7	

Time Series

Constituent: Calcium (mg/L) Analysis Run 5/1/2026 4:03 PM

Plant Bowen Client: Southern Company Data: Bowen LF 3-8

	GWA-40 (bg)	GWA-41 (bg)	GWA-41R (bg)	GWA-42 (bg)	GWA-43 (bg)	GWA-43R (bg)	GWA-50 (bg)
3/11/2020							1.6
9/10/2020		13.5	22.9	31.1			
9/11/2020	17.7				9		
9/14/2020						31	
9/16/2020							1.7
3/10/2021	22.8		40.3				
3/11/2021		25.9		34.8	2.1	31.2	
3/17/2021							1.4
8/4/2021	17.1	15.7	38.5	34			
8/5/2021						29	
8/6/2021					4		
8/9/2021							1.5
1/31/2022	18.5	14.5	39.3	37.3	2.2	30.6	
2/1/2022							1.5
8/10/2022				40.5		33.1	
8/11/2022		16.2	39.7		4.8		
8/12/2022	18.5						
8/16/2022							1.6
2/13/2023	18.4	26.9	38.6	35.7		28.5	
2/14/2023					2.2		
2/16/2023							1.4
7/25/2023		10.8	36.7		2.2	34.2	
7/26/2023	18			35.7			
7/28/2023							1.3
2/19/2024	22.1	24.9	44.9				
2/20/2024				39.4	2	31.4	
2/22/2024							1.7
8/1/2024	19	8.5	40	36.9			
8/2/2024					2	32.8	
8/8/2024							1.7
2/25/2025	26.3	31.7	34	38.9	1.6	23.2	
2/27/2025							1.4
8/27/2025	16.7		37.5				
8/28/2025		7.5		40.9	1.8	36.6	
9/2/2025							1.5
2/16/2026	18.4	10.6	42.6	37.9	2.3	32.9	
2/17/2026							1.6

Time Series

Constituent: Calcium (mg/L) Analysis Run 5/1/2026 4:03 PM

Plant Bowen Client: Southern Company Data: Bowen LF 3-8

	GWA-50R (bg)	GWA-51RZ (bg)	GWA-52 (bg)	GWA-53 (bg)	GWA-53R (bg)	GWA-54 (bg)	GWA-55 (bg)
2/29/2016			30				
3/2/2016				29	29	27	38
3/28/2016	7.04						
5/3/2016				31.2	31		48.7
5/4/2016		43.4	30			27.6	
5/25/2016	13.5						
7/7/2016		40.1					
7/8/2016			30.1	30		25.7	
7/11/2016					28.2		34.8
8/1/2016	2.2						
9/7/2016					27.6		
9/8/2016		37.1	26.8	28.6		26.3	
9/9/2016							32.1
9/26/2016	5.72						
10/26/2016		38.8	26.9	25.5		24	32.9
10/27/2016					26.5		
11/11/2016	2.5						
1/6/2017		39.6	27.6		26		
1/9/2017				26.1		24.1	32.5
1/30/2017	2.01						
3/15/2017		36.1	26.2			24.1	
3/16/2017				26.7	26.6		30.8
4/3/2017	6.26						
5/17/2017			27.6				
5/18/2017		40.1				26.7	37.2
5/19/2017				29.2	30.9		
6/12/2017	7.44						
7/19/2017		46.9					
9/15/2017			27.7			25.1	38.5
9/19/2017		47.7		26.9	28.5		
10/2/2017	6.55						
3/12/2018							39.6
3/13/2018		46.1	26.2	28.6	29.3	24.3 (J)	
3/16/2018	2.6						
9/6/2018			27.9			25.6	
9/7/2018		44.2					45.2
9/11/2018				27.3	26.3		
9/18/2018	1.3						
3/7/2019			29.5			23.8 (J)	
3/8/2019		46.6		25.9			45.2
3/12/2019					28		
3/19/2019	4.6						
9/4/2019			28.1				
9/5/2019		40.7		29.3	29	24.6	46.2
9/12/2019	3.7						
3/2/2020			33.7				
3/3/2020		47.6				27.1	40.1
3/4/2020				31.2	31.6		
3/11/2020	1.2						
9/3/2020			28.9				
9/4/2020							47.2
9/8/2020				28.5	29.4	24.5	

Time Series

Constituent: Calcium (mg/L) Analysis Run 5/1/2026 4:03 PM

Plant Bowen Client: Southern Company Data: Bowen LF 3-8

	GWA-50R (bg)	GWA-51RZ (bg)	GWA-52 (bg)	GWA-53 (bg)	GWA-53R (bg)	GWA-54 (bg)	GWA-55 (bg)
9/9/2020		44.1					
9/15/2020	0.94 (J)						
2/24/2021			37.1				
2/25/2021		49.8				25.3	48.5
2/26/2021				29.6	31.1		
3/17/2021	5.4						
7/27/2021			36.8			24.3	
7/28/2021		47.1					48.8
7/29/2021				29.4	29.4		
8/9/2021	1.7						
1/25/2022			28.6			24.3	
1/26/2022		50.5		29.6	30.4		53.2
2/2/2022	0.93 (J)						
8/5/2022			29.2			23.8	
8/8/2022				30.4	31.8		52.3
8/9/2022		46.1					
8/17/2022	3.8						
2/16/2023	0.81 (J)						
7/28/2023	0.6 (J)						
2/22/2024	0.78 (J)						
8/8/2024	0.72 (J)						
2/28/2025	0.81 (J)						
9/2/2025	0.61						
2/17/2026	0.8						

Time Series

Constituent: Calcium (mg/L) Analysis Run 5/1/2026 4:03 PM

Plant Bowen Client: Southern Company Data: Bowen LF 3-8

	GWA-55R (bg)	GWA-56 (bg)	GWC-16R	GWC-17R	GWC-18	GWC-18R	GWC-19R
3/3/2016	36	36	52				
3/4/2016				69			
3/7/2016					16	30	30
5/3/2016	39.1						
5/5/2016					17.2	29.6	
5/9/2016		39					32.6
5/10/2016			57.6	72.9			
7/11/2016	31.6	35.7					
7/13/2016			49		12.3	27.8	
7/14/2016				58.2			25.6
9/9/2016	29.8	32					
9/12/2016						29.1	29.6
9/13/2016					17.8		
9/14/2016				62.2			
9/15/2016			55.4				
10/26/2016		28.5					
10/27/2016	28.9						
10/31/2016					6.22		26.5
11/1/2016				62.5		26.2	
11/2/2016			54.8				
1/9/2017	27.9	27.5					
1/11/2017			51.6	63.9		25.2	28.5
1/12/2017					16.6		
3/15/2017		24.8					
3/16/2017	28.2						
3/20/2017			52.5			29.9	
3/21/2017				63.8			29.1
3/23/2017					19.6		
5/18/2017	31.3	26.9					
5/22/2017						28.9	28.2
5/23/2017			58.7	62	21		
9/15/2017		19.6					
9/18/2017	29.7						
9/20/2017							32.1
9/21/2017			63.8			30.8	
9/22/2017				67.2			
9/25/2017					17		
3/12/2018	38.2						
3/13/2018		26					
3/14/2018			60.6	65.6	23.4 (J)	27.6	30.7
9/7/2018	40.3	25.1	62.4			29.5	
9/10/2018							30.7
9/11/2018				63.2	18.1 (J)		
3/7/2019	40.4	33.3					
3/11/2019			63.8				
3/12/2019				65.3	23.2 (J)	28.6	31.1
9/4/2019		31.6					
9/5/2019	34.6						
9/6/2019						27.5	
9/9/2019			55.7		15.2		29.6
9/10/2019				66.7			
3/4/2020	39.9	38	60.6				34

Time Series

Constituent: Calcium (mg/L) Analysis Run 5/1/2026 4:03 PM

Plant Bowen Client: Southern Company Data: Bowen LF 3-8

	GWA-55R (bg)	GWA-56 (bg)	GWC-16R	GWC-17R	GWC-18	GWC-18R	GWC-19R
3/5/2020				71.4		32	
3/6/2020					23.5		
9/4/2020	34.4	34.5					
9/9/2020			57.1	63.2	15.3	28.5	30.5
2/25/2021	44.8	36					
2/26/2021					25.2	31.9	33.3
3/9/2021			76.4				
3/10/2021				67.1			
7/28/2021	44.9	35.1					
7/29/2021					22	30.5	
7/30/2021			65.5	64.4			
8/3/2021							33
1/26/2022		37.6					
1/27/2022	44.4					29.3	33.2
1/28/2022			68.5	64.7	19.1		
8/5/2022		38					
8/8/2022	47						
8/9/2022							34.6
8/10/2022					18.9	33.6	
8/11/2022			71.6	70.8			
2/9/2023					26.2	31.2	33.7
2/10/2023			84.6	69.6			
8/3/2023				65.2	16.5		
8/4/2023			69.8			31.8	31.1
2/14/2024					27.1	31.9	34.8
2/15/2024			72.1	68.1			
7/31/2024			73.1	70.2	17.3	31.9	34.2
2/19/2025						29.9	
2/20/2025					23.5		32
2/25/2025			74.7	67.4			
8/21/2025			66.6				
8/22/2025				64.6		31.2	
8/26/2025					16.1		
8/27/2025							29.7
2/12/2026					19.4	30.3	30.4
2/13/2026			84.7	69.5			

Time Series

Constituent: Calcium (mg/L) Analysis Run 5/1/2026 4:03 PM

Plant Bowen Client: Southern Company Data: Bowen LF 3-8

	GWC-20R	GWC-21R	GWC-22R	GWC-23R	GWC-24R	GWC-25R	GWC-26
3/4/2016					32		
3/7/2016			32				
3/8/2016	40	63				34	
3/9/2016				55			
5/4/2016						36	
5/5/2016			32.2		34.6		
5/6/2016				62.4			
5/9/2016	43.8	50.8					
7/12/2016					29.6		
7/14/2016	36		26.8				
7/15/2016		48.2		49.5			
7/18/2016						31.7	
9/9/2016		56.9					
9/12/2016	42.1		31.1				
9/13/2016					31.1	32.5	
9/14/2016				54.4			
10/27/2016		57.9	29.2		32.8	30.9	
10/31/2016	43.4						
11/1/2016				52.8			
1/12/2017	39.1	60.5					
1/13/2017			30		34	31.2	
1/25/2017				57.2			
3/16/2017						29	
3/20/2017			32		33.4		
3/21/2017		63.7					
3/22/2017	37			58.1			
5/19/2017					33.2	33.9	
5/22/2017	36.8						
5/23/2017		60	27.5				
5/24/2017				64			
9/19/2017	37.7	58.9	30.3		29.5	31.3	
9/21/2017				61.1			
3/13/2018			32.1		30.8	33.3	
3/14/2018	35.9	65.6		59.9			
9/7/2018			32.7				
9/10/2018	31.6	61.7					
9/11/2018				60.2	29.1	30.9	
3/8/2019					28.8	33.1	
3/11/2019		67.1	33.9				
3/12/2019	35.2			61.6			
9/5/2019			31.8		30.6	34.6	
9/6/2019	31.1	57.8		55.9			
3/3/2020		70.2	37.2		33.3	37.6	
3/5/2020	38.9			63.7			
9/4/2020	40.2					36.6	
9/8/2020		61.9	34.7				
9/9/2020				57.6	31.5		
3/9/2021	35.8	64.1	35.7		33.2	36.4	
3/10/2021				62.2			
7/29/2021					32.6		
7/30/2021				58.7			
8/2/2021	34.7	59.3	34.1			35.4	

Time Series

Constituent: Calcium (mg/L) Analysis Run 5/1/2026 4:03 PM

Plant Bowen Client: Southern Company Data: Bowen LF 3-8

	GWC-20R	GWC-21R	GWC-22R	GWC-23R	GWC-24R	GWC-25R	GWC-26
1/27/2022	36.2		36.9			34.4	
1/28/2022		60		64.9	34.4		
8/9/2022	38.7				33.8	37.1	
8/10/2022		67.7	36				
8/11/2022				67			
2/9/2023		68.2	37		32.8	35.6	
2/10/2023	38.4			68.7			
6/20/2023							43.7
8/3/2023	41.9		33.6	65.2	31.7	34.3	
8/4/2023		68.8					
8/7/2023							39.3
10/12/2023							36.7
12/12/2023							37.4
2/15/2024	39.2	65.6	34.2		31.1		
2/16/2024				74.2		34.6	
2/29/2024							78.7 (o)
4/23/2024							41.8
6/12/2024							39.4
7/31/2024			33.1	74.6	33.2	33.9	
8/1/2024	46.1						
8/2/2024		69.8					
8/27/2024							42
2/20/2025	39.7		33.4				
2/24/2025					30.7		
2/25/2025		53.8		64.6		31.8	
3/4/2025							53.8
8/15/2025							34
8/18/2025						32.6	
8/21/2025				63			
8/22/2025		61.6					
8/26/2025	43.7		32.9		29.6		
2/12/2026	46.9				31.7		
2/13/2026			35.3	77.1		34.4	
2/17/2026		68.6					
2/24/2026							66.1

Time Series

Constituent: Calcium (mg/L) Analysis Run 5/1/2026 4:03 PM

Plant Bowen Client: Southern Company Data: Bowen LF 3-8

	GWC-27	GWC-27R	GWC-28	GWC-29	GWC-29R	GWC-30	GWC-31
6/20/2023			38.4				
6/23/2023	35.1	31					28.7
6/26/2023				23.1			
6/27/2023					27.1	29	
8/7/2023	33	29.9		28			
8/8/2023			32.1				
8/9/2023						39.6	27.9
8/10/2023					32.2		
10/11/2023				28.1			31.1
10/12/2023	34.3	29.9	30.4				
10/13/2023					32.3	40.8	
12/12/2023	34.4	30.2	29.3	30.2			34.1
12/13/2023					32.7	45.2	
2/29/2024	36.5	30.9		36.6			
3/1/2024					34.7	49.5	39.5
3/4/2024			34				
4/23/2024	34.5	30.3		33.2			38.4
4/24/2024			32.4		31.3	45	
6/11/2024				30.7			
6/12/2024	33.9		28.5		30.2	41	37.5
6/13/2024		28.7					
8/26/2024	36.3	31		32.6			38.4
8/27/2024			26.9		32.5	42.7	
3/4/2025	36.6	30.6					
3/5/2025				38.8		50.4	40.7
3/6/2025			22.1		32.5		
8/18/2025		29.9		30			
8/19/2025			21.4		29.4	46.1	
8/20/2025	35.6						40.9
2/25/2026							41.1
2/26/2026				28.6	34.1		
2/27/2026						50.8	
3/2/2026	42.7	31	28.8				

Time Series

Constituent: Calcium (mg/L) Analysis Run 5/1/2026 4:03 PM

Plant Bowen Client: Southern Company Data: Bowen LF 3-8

	GWC-31R	GWC-32	GWC-33R	GWC-34	GWC-34R	GWC-35	GWC-36A
4/6/2022							48.7
8/8/2022							53.1
2/8/2023							51.6
6/21/2023			30.5	18.6	43.7		
6/23/2023	35.9						
6/26/2023		41.2					
6/28/2023						50.7	
8/2/2023							40.7
8/7/2023				17.8	36.1		
8/8/2023			28.6				
8/9/2023	36.2	49					
8/10/2023						45.5	
10/10/2023				20	40		
10/11/2023	37.2		29.3			44.8	
10/13/2023		47.3					
12/12/2023	35.8						
12/13/2023		56	29	23.5	40.7	43.8	
2/13/2024							52
2/29/2024		50.9		21.1	42.7	52.1	
3/4/2024	39.5		31.8				
4/23/2024	35.6		30.7				
4/24/2024		51.7		19.6	41.5	49.2	
6/11/2024	35						
6/12/2024		45.3					
6/13/2024			29.7	19.7	40.8	49.6	
7/30/2024							52.1
8/26/2024	36.9						
8/27/2024		47.2	28.6			46.3	
8/28/2024				17.5	38.3		
2/19/2025							48.7
3/5/2025	36.2		27			55.7	
3/6/2025		49.2					
8/15/2025						47.2	
8/19/2025	35.8		29.1				
8/20/2025		48					
8/21/2025							38
9/4/2025				16.5	42.8		
2/12/2026							41.6
2/24/2026						51.3	
2/27/2026	38.2						
3/2/2026		52.7		19.7	44.7		
3/3/2026			28.8				

Time Series

Constituent: Calcium (mg/L) Analysis Run 5/1/2026 4:03 PM

Plant Bowen Client: Southern Company Data: Bowen LF 3-8

	GWC-36RA	GWC-37	GWC-38	GWC-57	GWC-25	GWC-31S	GWC-58
3/1/2016	32	0.98					
3/2/2016			2				
5/2/2016	30						
5/3/2016		1.12	2.68				
7/6/2016	29.2						
7/7/2016			2.21				
7/8/2016		1					
9/7/2016	28.4	0.858					
9/8/2016			1.8				
10/25/2016	30.8	0.859	1.15				
1/5/2017	32.6						
1/6/2017		1					
2/9/2017			0.495 (J)				
3/14/2017	29.1	0.844					
3/23/2017			0.543				
5/16/2017	28.5	0.922					
5/17/2017			0.889				
9/15/2017	29.1	0.85					
9/19/2017			1.28				
3/12/2018	30.6	0.81					
3/13/2018			1.4				
9/6/2018	26.1	0.79	1.6				
3/6/2019		0.78					
3/7/2019	28		2.6				
9/4/2019	27.9	0.76	1.6				
3/2/2020	35.2	0.77 (J)	2.5				
9/3/2020		0.73 (J)	1				
9/14/2020	32.4						
2/24/2021		0.71 (J)	1.2				
3/26/2021	30.1						
7/27/2021	35.7						
7/28/2021		0.75 (J)	1.1				
1/25/2022			1.1				
1/26/2022	41	0.7 (J)					
8/5/2022			1.3				
8/8/2022	54.8	0.74 (J)					
2/8/2023	54.1	0.7 (J)	1.3				
6/21/2023				37.1			
8/2/2023		0.64 (J)	49.2 (o)				
8/3/2023	40.8						
8/8/2023				32.7			
10/10/2023				33.1			
12/13/2023				32.4			
2/13/2024	54.5	0.72 (J)	1.6				
3/4/2024				36.7			
4/24/2024				35.3			
6/13/2024				35			
7/30/2024	50.4	0.73 (J)	1.6				
8/27/2024				35.3			
2/19/2025	51.1	0.7 (J)	2.2				
3/4/2025				36.5			
8/15/2025				33.3			

Time Series

Constituent: Calcium (mg/L) Analysis Run 5/1/2026 4:03 PM

Plant Bowen Client: Southern Company Data: Bowen LF 3-8

	GWC-36RA	GWC-37	GWC-38	GWC-57	GWC-25	GWC-31S	GWC-58
8/21/2025	35.7		1.3				
8/27/2025		0.62					
2/12/2026	42.1	0.69	0.43				
2/16/2026					45.6		
3/2/2026				38.3		35	39

Time Series

Constituent: Chloride (mg/L) Analysis Run 5/1/2026 4:03 PM

Plant Bowen Client: Southern Company Data: Bowen LF 3-8

	GWA-1 (bg)	GWA-2 (bg)	GWA-2R (bg)	GWA-3A (bg)	GWA-4RZ (bg)	GWA-39RZ (bg)	GWA-39Z (bg)
3/14/2016							1.795
3/22/2016	1.5101						
3/23/2016		2.4904	0.9079	1.6092			
5/11/2016							2.04
5/19/2016	1.5		0.9136				
5/20/2016		1.71					
5/23/2016				1.52			
7/19/2016							2.1
7/29/2016	1.7	2	1.1	1.5			
9/15/2016							1.7
9/22/2016			1	1.4			
9/23/2016	1.8	1.8					
11/2/2016							1.8
11/9/2016	2	1.6					
11/10/2016			1.2	1.6			
1/18/2017							1.7
1/30/2017	1.5						
1/31/2017		1.3	1.2	1.6			
2/21/2017						4	
2/22/2017					3.7		
3/27/2017						2.6	
3/28/2017							1.3
3/30/2017	1.8	1.6		1.4			
4/3/2017			0.99				
4/7/2017					2.5		
6/7/2017							1.2
6/8/2017						2.1	
6/9/2017	1.6		0.87				
6/12/2017		1.6		1.4			
6/14/2017					2.6		
7/12/2017					2.8		
7/17/2017						1.9	
7/20/2017					2.3		
7/27/2017						3	
7/28/2017					2		
8/9/2017					1.8	2.5	
8/24/2017					2.9		
9/26/2017							1.7
9/29/2017						2.7	
10/2/2017	1.6	0.94	1				
10/3/2017					2.8		
10/4/2017				1.5			
3/14/2018							1.4
3/16/2018	1.7		1.6			2.6	
3/19/2018		1.9		1.5			
3/21/2018					2.9		
9/12/2018							1.6
9/14/2018		0.98	0.92			1.9	
9/17/2018	1.6			1.5			
9/18/2018					3.1		
3/14/2019						2.8	
3/15/2019							1.7

Time Series

Constituent: Chloride (mg/L) Analysis Run 5/1/2026 4:03 PM

Plant Bowen Client: Southern Company Data: Bowen LF 3-8

	GWA-1 (bg)	GWA-2 (bg)	GWA-2R (bg)	GWA-3A (bg)	GWA-4RZ (bg)	GWA-39RZ (bg)	GWA-39Z (bg)
3/19/2019			2				
3/20/2019	1.4	0.86		1.5			
3/21/2019					3.6		
9/9/2019							1.2
9/11/2019						2.3	
9/12/2019	1.3	0.8 (J)					
9/13/2019			0.94 (J)	1.5	2.1		
3/9/2020						1.5	1.2
3/11/2020	1.4	2	0.6 (J)	1.4			
3/12/2020					2.3		
9/10/2020							1.2
9/15/2020	1.3	1.2	0.75 (J)				
9/16/2020						1.7	
9/17/2020					2.4		
3/12/2021							1.2
3/16/2021	1.3		0.73 (J)		2.7	1.3	
3/17/2021		1.4					
3/29/2021				1.5			
8/4/2021							1.1
8/6/2021						1.3	
8/9/2021	1.3	1.5	1.1	1.4			
8/10/2021					2.8		
1/31/2022							1
2/1/2022	1.2	1.4	0.77 (J)				
2/2/2022				1.9		1.5	
2/3/2022					2.6		
8/10/2022							0.93 (J)
8/16/2022	0.99 (J)	1.1	0.82 (J)	2.5		1.6	
8/17/2022					2.6		
2/13/2023							1.3
2/14/2023						1.6	
2/16/2023	1.2	1.6	1.9				
2/17/2023				6.3	3		
7/25/2023						1.7	
7/26/2023							1.3
7/27/2023	1.2	1.3	0.92 (J)				
7/28/2023					3		
8/1/2023				5.7			
2/19/2024						1.4	1
2/22/2024	1.1	1.3		7.1			
2/26/2024			2				
2/27/2024					3.2		
8/1/2024						1.5	1.2
8/6/2024			1.1				
8/7/2024	1.3	1.4					
8/8/2024				7.3	2.2		
2/25/2025							0.96 (J)
2/26/2025				9.3		1.2	
2/27/2025	0.93 (J)	1.1	3.2				
2/28/2025					2.5		
8/28/2025						1.6	1.2
9/2/2025	1.3	1.4	1.1	11.9			

Time Series

Constituent: Chloride (mg/L) Analysis Run 5/1/2026 4:03 PM

Plant Bowen Client: Southern Company Data: Bowen LF 3-8

	GWA-1 (bg)	GWA-2 (bg)	GWA-2R (bg)	GWA-3A (bg)	GWA-4RZ (bg)	GWA-39RZ (bg)	GWA-39Z (bg)
9/3/2025					2.6		
2/17/2026				10.5			
2/18/2026	1.3	1.4	0.73 (J)		2.7	1.4	1

Time Series

Constituent: Chloride (mg/L) Analysis Run 5/1/2026 4:03 PM

Plant Bowen Client: Southern Company Data: Bowen LF 3-8

	GWA-40 (bg)	GWA-41 (bg)	GWA-41R (bg)	GWA-42 (bg)	GWA-43 (bg)	GWA-43R (bg)	GWA-50 (bg)
3/11/2016				2.4984	1.2562	1.9467	
3/15/2016	1.1671	4.1666	6.1465				
3/28/2016							1.14
5/11/2016	0.8763						
5/12/2016		1.78					
5/13/2016			3.08		1.32	2.14	
5/16/2016				2.22			
5/23/2016							1.19
7/19/2016					1.3	3.1	
7/20/2016		1.8					
7/21/2016	1.4		3.7				
7/22/2016				2.6			
8/1/2016							1.2
9/15/2016		1.4					
9/16/2016					1.2	3.5	
9/19/2016	1.1			2.5			
9/21/2016			2.4				
9/26/2016							1.1
11/2/2016					1.4	4.7	
11/3/2016	1.2	1.6	3.4	3			
11/10/2016							1.3
1/17/2017	1		1.9	2.9			
1/18/2017		1.5			1.2	4.9	
1/30/2017							1.2
3/24/2017	1.2	1.4					
3/27/2017			2.4	3			
3/28/2017					1.4	4.1	
4/7/2017							1.2
5/24/2017	1.5						
6/6/2017		2.8	4.5		1.4	3.6	
6/7/2017				3			
6/12/2017							1.1
9/22/2017					1.3	3.9	
9/25/2017		1.8	2.5				
9/26/2017	2.4			3.1			
10/2/2017							1.2
12/28/2017	3.9						
3/14/2018	2.4	3	4	3.2	1.3		
3/15/2018						2.8	
3/16/2018							1.4
9/12/2018	1	1.4	2.1		1.3	3.1	
9/14/2018				2.3			
9/17/2018							1.1
3/13/2019	2.2				1.6	2.9	
3/14/2019		2.6	2.9	3.6			
3/19/2019							1.2
9/9/2019	0.83 (J)						
9/10/2019		1.1	1.7	2			
9/11/2019					1.3	3.1	
9/13/2019							1
3/6/2020		1.3		2.7			
3/9/2020	1.5		1.3		1.2	2.2	

Time Series

Constituent: Chloride (mg/L) Analysis Run 5/1/2026 4:03 PM

Plant Bowen Client: Southern Company Data: Bowen LF 3-8

	GWA-40 (bg)	GWA-41 (bg)	GWA-41R (bg)	GWA-42 (bg)	GWA-43 (bg)	GWA-43R (bg)	GWA-50 (bg)
3/11/2020							0.91 (J)
9/10/2020		1.2	1.4	2			
9/11/2020	0.77 (J)				1.3		
9/14/2020						3.3	
9/16/2020							0.97 (J)
3/10/2021	0.97 (J)		1.6				
3/11/2021		1.5		2.5	1.3	2.7	
3/17/2021							1 (J)
8/4/2021	0.82 (J)	1.2	1.3	2.3			
8/5/2021						1.9	
8/6/2021					1.3		
8/9/2021							1 (J)
1/31/2022	0.71 (J)	1	1	2	1.1	1.7	
2/1/2022							0.91 (J)
8/10/2022				1.8		1.7	
8/11/2022		1.3	1.4		1.4		
8/12/2022	<1						
8/16/2022							0.69 (J)
2/13/2023	1.1	1.6	1.5	2.4		1.8	
2/14/2023					1.3		
2/16/2023							0.91 (J)
7/25/2023		0.97 (J)	1.3		1.4	2	
7/26/2023	0.92 (J)			1.9			
7/28/2023							0.95 (J)
2/19/2024	0.75 (J)	1.2	1.3				
2/20/2024				2.4	1.2	2	
2/22/2024							0.88 (J)
8/1/2024	0.96 (J)	1.3	1.6	2.5			
8/2/2024					1.2	2.2	
8/8/2024							1.1
2/25/2025	0.99 (J)	0.99 (J)	0.95 (J)	2.3	1.1	1.5	
2/27/2025							0.76 (J)
8/27/2025	0.96 (J)		1.3				
8/28/2025		1.2		2.4	1.4	2.2	
9/2/2025							1.1
2/16/2026	0.74 (J)	1	1.2	2.5	1.3	2.4	
2/17/2026							0.89 (J)

ND substitution: RL or RL/2 if <15% NDs.

Time Series

Constituent: Chloride (mg/L) Analysis Run 5/1/2026 4:03 PM

Plant Bowen Client: Southern Company Data: Bowen LF 3-8

	GWA-50R (bg)	GWA-51RZ (bg)	GWA-52 (bg)	GWA-53 (bg)	GWA-53R (bg)	GWA-54 (bg)	GWA-55 (bg)
2/29/2016			2.9988				
3/2/2016				2.3976	2.556	1.4496	2.815
3/28/2016	0.9204						
5/3/2016				2.54	2.59		3.27
5/4/2016		2.83	1.83			1.42	
5/25/2016	1.04						
7/7/2016		3.1					
7/8/2016			2.2	2.6		1.6	
7/11/2016					2.6		3.2
8/1/2016	0.85						
9/7/2016					2.6		
9/8/2016		3	2.2	2.5		1.2	
9/9/2016							3
9/26/2016	0.87						
10/26/2016		3	2.2	2.6		1.4	2.9
10/27/2016					3		
11/11/2016	0.99						
1/6/2017		3.2	2.1		2.5		
1/9/2017				2.5		1.5	2.9
1/30/2017	0.95						
3/15/2017		2.8	2.3			1.1	
3/16/2017				2.4	2.5		2.9
4/3/2017	0.88						
5/17/2017			1.9				
5/18/2017		3				1.3	2.9
5/19/2017				2.3	2.3		
6/12/2017	0.83						
7/19/2017		4.1					
9/15/2017			2.1			1.2	3.2
9/19/2017		3.6		2.3	2.4		
10/2/2017	0.94						
3/12/2018							3.6
3/13/2018		3.3	3	2.7	2.6	0.93	
3/16/2018	1.1						
9/6/2018			1.9			1.1	
9/7/2018		3.3					3.8
9/11/2018				2.4	2.4		
9/18/2018	1						
3/7/2019			3.6			1.2	
3/8/2019		3.4		2.7			3.4
3/12/2019					3.3		
3/19/2019	0.88						
9/4/2019			1.3				
9/5/2019		2.7		2.3	2.4	0.81 (J)	2.9
9/12/2019	0.74 (J)						
3/2/2020			4.9				
3/3/2020		2.6				0.77 (J)	2.7
3/4/2020				2.2	2.3		
3/11/2020	0.73 (J)						
9/3/2020			1.4				
9/4/2020							3
9/8/2020				2.3	2.3	0.8 (J)	

Time Series

Constituent: Chloride (mg/L) Analysis Run 5/1/2026 4:03 PM

Plant Bowen Client: Southern Company Data: Bowen LF 3-8

	GWA-50R (bg)	GWA-51RZ (bg)	GWA-52 (bg)	GWA-53 (bg)	GWA-53R (bg)	GWA-54 (bg)	GWA-55 (bg)
9/9/2020		2.6					
9/15/2020	0.7 (J)						
2/24/2021			3.3				
2/25/2021		2.7				0.78 (J)	6.7
2/26/2021				2.3	2.4		
3/17/2021	0.81 (J)						
7/27/2021			4.5			1.4	
7/28/2021		2.8					6.9
7/29/2021				2.1	2.3		
8/9/2021	0.78 (J)						
1/25/2022			1.5			0.81 (J)	
1/26/2022		2.9		2.2	2.4		5.8
2/2/2022	0.7 (J)						
8/5/2022			1			0.96 (J)	
8/8/2022				2	2.2		4.9
8/9/2022		2.4					
8/17/2022	<1						
2/16/2023	0.71 (J)						
7/28/2023	0.72 (J)						
2/22/2024	0.64 (J)						
8/8/2024	0.86 (J)						
2/28/2025	0.87 (J)						
9/2/2025	0.87 (J)						
2/17/2026	0.64 (J)						

Time Series

Constituent: Chloride (mg/L) Analysis Run 5/1/2026 4:03 PM

Plant Bowen Client: Southern Company Data: Bowen LF 3-8

	GWA-55R (bg)	GWA-56 (bg)	GWC-16R	GWC-17R	GWC-18	GWC-18R	GWC-19R
3/3/2016	2.6912	8.0925	1.3707				
3/4/2016				6.4905			
3/7/2016					2.0446	2.2698	2.3254
5/3/2016	2.7						
5/5/2016					2.28	2.48	
5/9/2016		2.99					2.48
5/10/2016			1.41	7.1			
7/11/2016	2.7	4.4					
7/13/2016			1.7		2.2	2.5	
7/14/2016				6.4			2.5
9/9/2016	2.5	5.6					
9/12/2016						2.5	2.5
9/13/2016					2		
9/14/2016				6			
9/15/2016			1.9				
10/26/2016		6.5					
10/27/2016	3						
10/31/2016					2.3		3
11/1/2016				7		2.9	
11/2/2016			2.3				
1/9/2017	3.1	6.7					
1/11/2017			2	6		2.5	2.5
1/12/2017					1.9		
3/15/2017		7.8					
3/16/2017	2.7						
3/20/2017			2.2			2.2	
3/21/2017				6.1			2.3
3/23/2017					2.2		
5/18/2017	3.2	7.1					
5/22/2017						2.3	2.4
5/23/2017			2	6	2		
9/15/2017		8.4					
9/18/2017	3						
9/20/2017							2.4
9/21/2017			2.3			2.3	
9/22/2017				6.2			
9/25/2017					2.1		
3/12/2018	3.2						
3/13/2018		6.9					
3/14/2018			2.1	6.1	2.1	2.2	2.2
9/7/2018	3.3	6.9	2.1			2.3	
9/10/2018							2.1
9/11/2018				6.7	2.3		
3/7/2019	3.2	6					
3/11/2019			2.4				
3/12/2019				6.9	2.8	3.3	2.8
9/4/2019		4.8					
9/5/2019	2.9						
9/6/2019						2.3	
9/9/2019			1.1		2		2.3
9/10/2019				4.5			
3/4/2020	2.6	4.5	0.79 (J)				2.3

Time Series

Constituent: Chloride (mg/L) Analysis Run 5/1/2026 4:03 PM

Plant Bowen Client: Southern Company Data: Bowen LF 3-8

	GWA-55R (bg)	GWA-56 (bg)	GWC-16R	GWC-17R	GWC-18	GWC-18R	GWC-19R
3/5/2020				4.5		2.2	
3/6/2020					2.2		
9/4/2020	2.5	4.1					
9/9/2020			1 (J)	4.3	2.1	2.3	2.4
2/25/2021	4.8	4.4					
2/26/2021					2.3	2.4	2.4
3/9/2021			1.5				
3/10/2021				4.7			
7/28/2021	5	5					
7/29/2021					2.1	2.2	
7/30/2021			1	4.3			
8/3/2021							2.6
1/26/2022		5.2					
1/27/2022	4.5					2.3	2.5
1/28/2022			1.6	4.6	2.1		
8/5/2022		5.4					
8/8/2022	4						
8/9/2022							2.3
8/10/2022					2.3	2.6	
8/11/2022			1.4	4.7			
2/9/2023					2.5	2.6	2.7
2/10/2023			1.8	4.7			
8/3/2023				4.2	1.9		
8/4/2023			1.1			2.2	2.3
2/14/2024					2.2	2.3	2.4
2/15/2024			1.3	4.5			
7/31/2024			1.4	4.8	2.2	2.6	2.6
2/19/2025						2.2	
2/20/2025					2		2.2
2/25/2025			1.2	4			
8/21/2025			1.5				
8/22/2025				4.8		2.6	
8/26/2025					2.2		
8/27/2025							2.5
2/12/2026					2.1	2.4	2.5
2/13/2026			1.5	4.6			

Time Series

Constituent: Chloride (mg/L) Analysis Run 5/1/2026 4:03 PM

Plant Bowen Client: Southern Company Data: Bowen LF 3-8

	GWC-20R	GWC-21R	GWC-22R	GWC-23R	GWC-24R	GWC-25R	GWC-26
3/4/2016					2.7291		
3/7/2016			2.6729				
3/8/2016	1.2699	4.2184				2.5307	
3/9/2016				1.5349			
5/4/2016						2.76	
5/5/2016			2.81		2.54		
5/6/2016				1.63			
5/9/2016	1.39	3.08					
7/12/2016					2.6		
7/14/2016	1.7		2.8				
7/15/2016		3.8		2			
7/18/2016						2.8	
9/9/2016		3.9					
9/12/2016	1.6		2.8				
9/13/2016					2.5	2.7	
9/14/2016				2			
10/27/2016		4.7	3.3		3.1	3.2	
10/31/2016	1.9						
11/1/2016				2.4			
1/12/2017	1.8	4.2					
1/13/2017			2.7		2.7	2.6	
1/25/2017				2.1			
3/16/2017						2.6	
3/20/2017			2.8		2.6		
3/21/2017		4.2					
3/22/2017	2			2.2			
5/19/2017					2.5	2.6	
5/22/2017	1.9						
5/23/2017		4.1	2.6				
5/24/2017				2			
9/19/2017	1.9	4.4	2.6		2.3	2.4	
9/21/2017				2.4			
3/13/2018			2.8		<0.25	2.7	
3/14/2018	2	4.4		2.2			
9/7/2018			2.7				
9/10/2018	1.6	3.9					
9/11/2018				2.4	2.3	2.4	
3/8/2019					2.6	2.8	
3/11/2019		4.2	3.2				
3/12/2019	2.7			2.4			
9/5/2019			2.7		2.2	2.5	
9/6/2019	1.6	3.5		1.4			
3/3/2020		3.9	2.5		2.1	2.4	
3/5/2020	1.5			1.3			
9/4/2020	1.5					2.5	
9/8/2020		4.1	2.6				
9/9/2020				2	2.5		
3/9/2021	1.9	5	2.4		2.1	2.3	
3/10/2021				1.6			
7/29/2021					2.2		
7/30/2021				1.4			
8/2/2021	1.8	5.6	2.4			2.3	

ND substitution: RL or RL/2 if <15% NDs.

Time Series

Constituent: Chloride (mg/L) Analysis Run 5/1/2026 4:03 PM

Plant Bowen Client: Southern Company Data: Bowen LF 3-8

	GWC-20R	GWC-21R	GWC-22R	GWC-23R	GWC-24R	GWC-25R	GWC-26
1/27/2022	1.9		2.5			2.4	
1/28/2022		4.6		1.7	2.2		
8/9/2022	1.7				2	2.2	
8/10/2022		4.1	2.7				
8/11/2022				2.1			
2/9/2023		4.5	2.7		2.5	2.6	
2/10/2023	2			2			
6/20/2023							6.5
8/3/2023	1.5		2.3	1.8	2.1	2.3	
8/4/2023		3.1					
8/7/2023							4.9
10/12/2023							3.2
12/12/2023							3.3
2/15/2024	1.7	3	2.4		2.1		
2/16/2024				1.4		2.7	
2/29/2024							11.1
4/23/2024							8.6
6/12/2024							5.5
7/31/2024			2.7	1.6	2.4	2.5	
8/1/2024	1.7						
8/2/2024		3.2					
8/27/2024							5.1
2/20/2025	1.8		2.2				
2/24/2025					2		
2/25/2025		2.4		1.1		2	
3/4/2025							4.4
8/15/2025							3.5
8/18/2025						2.3	
8/21/2025				1.7			
8/22/2025		3.3					
8/26/2025	1.7		2.6		2.3		
2/12/2026	1.5				2.3		
2/13/2026			2.6	1.4		2.3	
2/17/2026		3.3					
2/24/2026							11.3

Time Series

Constituent: Chloride (mg/L) Analysis Run 5/1/2026 4:03 PM

Plant Bowen Client: Southern Company Data: Bowen LF 3-8

	GWC-27	GWC-27R	GWC-28	GWC-29	GWC-29R	GWC-30	GWC-31
6/20/2023			3.8				
6/23/2023	2.9	3.2					5.3
6/26/2023				2.7			
6/27/2023					3.2	2.7	
8/7/2023	2.8	3		2.6			
8/8/2023			4.6				
8/9/2023						2.9	4.5
8/10/2023					2.4		
10/11/2023				2.5			4.2
10/12/2023	2.9	2.8	3.5				
10/13/2023					2.4	3	
12/12/2023	3.3	3	4.4	2.8			4.5
12/13/2023					2.7	3.6	
2/29/2024	2.9	2.7		2.7			
3/1/2024					2.3	3	3.6
3/4/2024			5				
4/23/2024	6.7	5.8		2.7			3.7
4/24/2024			4.7		2.3	2.9	
6/11/2024				2.5			
6/12/2024	2.9		3.6		2.4	2.8	3.8
6/13/2024		2.6					
8/26/2024	3.3	3.2		2.8			4
8/27/2024			4.7		2.3	2.8	
3/4/2025	2.8	2.2					
3/5/2025				2.3		2.6	3.1
3/6/2025			5.9		2.1		
8/18/2025		2.4		2.4			
8/19/2025			5.1		2.6	3.1	
8/20/2025	3.2						4
2/25/2026							3.6
2/26/2026				2.5	2.5		
2/27/2026						2.9	
3/2/2026	3.2	2.6	4.1				

Time Series

Constituent: Chloride (mg/L) Analysis Run 5/1/2026 4:03 PM

Plant Bowen Client: Southern Company Data: Bowen LF 3-8

	GWC-31R	GWC-32	GWC-33R	GWC-34	GWC-34R	GWC-35	GWC-36A
4/6/2022							2.4
8/8/2022							2.7
2/8/2023							3.5
6/21/2023			3.2	4.8	5		
6/23/2023	3.7						
6/26/2023		4.4					
6/28/2023						3.9	
8/2/2023							2.8
8/7/2023				4.7	4.7		
8/8/2023			3				
8/9/2023	3.2	4.2					
8/10/2023						4	
10/10/2023				4.8	5		
10/11/2023	3.1		2.8			4.6	
10/13/2023		4.3					
12/12/2023	3.5						
12/13/2023		4.8	3.5	5.4	5.4	5.6	
2/13/2024							3.7
2/29/2024		4		5.1	4.8	4.7	
3/4/2024	3.3		2.7				
4/23/2024	3.2		2.7				
4/24/2024		3.8		5.1	4.6	3.8	
6/11/2024	3.2						
6/12/2024		3.9					
6/13/2024			2.8	5.1	4.5	3.9	
7/30/2024							3.7
8/26/2024	3.3						
8/27/2024		3.6	2.7			5.9	
8/28/2024				5	4.7		
2/19/2025							3.2
3/5/2025	2.6		2.7			3.2	
3/6/2025		3					
8/15/2025						3.6	
8/19/2025	3.2		3				
8/20/2025		3.6					
8/21/2025							2.9
9/4/2025				5.1	4.8		
2/12/2026							2.9
2/24/2026						5.4	
2/27/2026	3						
3/2/2026		3.5		5.2	4.7		
3/3/2026			3.5				

Time Series

Constituent: Chloride (mg/L) Analysis Run 5/1/2026 4:03 PM

Plant Bowen Client: Southern Company Data: Bowen LF 3-8

	GWC-36RA	GWC-37	GWC-38	GWC-57	GWC-25	GWC-31S	GWC-58
3/1/2016	3.096	1.2389					
3/2/2016			2.4559				
5/2/2016	2.92						
5/3/2016		1.22	2.49				
7/6/2016	3.2						
7/7/2016			2.5				
7/8/2016		1.2					
9/7/2016	3.4	1					
9/8/2016			2.2				
10/25/2016	3.4	1.2	2.5				
1/5/2017	3.3						
1/6/2017		0.97					
2/9/2017			2				
3/14/2017	2.9	1					
3/23/2017			2.2				
5/16/2017	2.9	0.9					
5/17/2017			2.4				
9/15/2017	2.7	1.1					
9/19/2017			2.5				
3/12/2018	3.2	1.1					
3/13/2018			2.4				
9/6/2018	2.7	1	2.7				
3/6/2019		1.1					
3/7/2019	2.8		2.9				
9/4/2019	2.7	0.81 (J)	2.9				
3/2/2020	2.4	0.78 (J)	2.5				
9/3/2020		0.82 (J)	2.9				
9/14/2020	2.9						
2/24/2021		0.84 (J)	3.1				
3/26/2021	2.5						
7/27/2021	2.8						
7/28/2021		0.88 (J)	3.3				
1/25/2022			3.2				
1/26/2022	2.4	0.88 (J)					
8/5/2022			3.1				
8/8/2022	2.6	0.64 (J)					
2/8/2023	3.1	1.1	3.5				
6/21/2023				3.9			
8/2/2023		1	3.4				
8/3/2023	2.5						
8/8/2023				3.6			
10/10/2023				3.4			
12/13/2023				3.8			
2/13/2024	3.4	0.8 (J)	3.4				
3/4/2024				2.8			
4/24/2024				2.7			
6/13/2024				2.7			
7/30/2024	3.2	1.1	3.8				
8/27/2024				2.7			
2/19/2025	3.1	0.76 (J)	3.3				
3/4/2025				2.3			
8/15/2025				2.8			

Time Series

Constituent: Chloride (mg/L) Analysis Run 5/1/2026 4:03 PM

Plant Bowen Client: Southern Company Data: Bowen LF 3-8

	GWC-36RA	GWC-37	GWC-38	GWC-57	GWC-25	GWC-31S	GWC-58
8/21/2025	2.9		3.7				
8/27/2025		1					
2/12/2026	2.8	0.85 (J)	3.3				
2/16/2026					12.2		
3/2/2026				2.8		4.8	4

Time Series

Constituent: Chromium (mg/L) Analysis Run 5/1/2026 4:03 PM

Plant Bowen Client: Southern Company Data: Bowen LF 3-8

	GWA-1 (bg)	GWA-2 (bg)	GWA-2R (bg)	GWA-3A (bg)	GWA-4RZ (bg)	GWA-39RZ (bg)	GWA-39Z (bg)
8/23/2007	<0.005	0.0045	<0.005	<0.005			
10/23/2007	0.011						
10/24/2007		0.039 (O)	0.0033				
11/2/2007				0.027 (O)			
11/18/2007	0.038 (O)	0.059 (O)	0.012	0.17 (O)			
1/30/2008	0.11 (O)						
1/31/2008		0.0067	0.052 (O)	0.012			
3/10/2008	0.038 (O)		0.01				
3/11/2008		0.03 (O)		0.063 (O)			
5/6/2008		0.0062					
5/13/2008	0.012		0.0068				
5/14/2008				0.057 (O)			
12/4/2008		0.009	0.0017				
12/5/2008	<0.005			<0.005			
4/15/2009	<0.005			<0.005			
4/21/2009		0.0022	<0.005				
5/20/2009					0.0054		
10/7/2009	0.0065	<0.005					
10/8/2009			<0.005	<0.005			
10/19/2009					<0.005		
4/21/2010			<0.005				
4/26/2010		<0.005					
4/27/2010					<0.005		
4/28/2010				<0.005			
5/3/2010	<0.005						
9/28/2010			<0.005				
10/4/2010		<0.005			0.007		
10/6/2010				<0.005			
10/12/2010	<0.005						
4/12/2011			<0.005				
4/13/2011		<0.005					
4/14/2011					<0.005		
4/21/2011				<0.005			
4/27/2011	<0.005						
10/4/2011			<0.005				
10/5/2011		<0.005			<0.005		
10/13/2011				<0.005			
10/17/2011	<0.005						
4/3/2012			<0.005				
4/11/2012		<0.005			<0.005		
5/1/2012				<0.005			
5/2/2012	<0.005						
10/2/2012					0.0067		
10/8/2012	<0.005						
10/9/2012		<0.005	<0.005	<0.005			
4/11/2013			<0.005	<0.005	0.0046		
4/12/2013	0.0019						
4/15/2013		0.0013					
10/15/2013		0.0023					
10/16/2013	0.0024		<0.005	0.0013			
10/21/2013					<0.005		
4/10/2014			<0.005				

ND substitution: RL or RL/2 if <15% NDs.

Time Series

Constituent: Chromium (mg/L) Analysis Run 5/1/2026 4:03 PM

Plant Bowen Client: Southern Company Data: Bowen LF 3-8

	GWA-1 (bg)	GWA-2 (bg)	GWA-2R (bg)	GWA-3A (bg)	GWA-4RZ (bg)	GWA-39RZ (bg)	GWA-39Z (bg)
4/11/2014	0.0011 (J)						
4/22/2014		<0.005					
4/23/2014				<0.005	<0.005		
9/30/2014	<0.005	<0.005	<0.005				
10/4/2014				<0.005	0.012		
3/30/2015	0.0047	0.0011 (J)	<0.005				
3/31/2015				<0.005	0.0027		
10/11/2015					0.0022		
10/12/2015				<0.005			
10/13/2015	<0.005	<0.005	<0.005				
3/14/2016							<0.005
3/22/2016	<0.005						
3/23/2016		<0.005	<0.005	<0.005			
5/11/2016							<0.005
5/19/2016	<0.005		<0.005				
5/20/2016		<0.005					
5/23/2016				<0.005			
7/19/2016							<0.005
7/29/2016	<0.005	0.0006 (J)	0.0005 (J)	<0.005			
9/15/2016							<0.005
9/22/2016			<0.005	0.0013 (J)			
9/23/2016	<0.005	<0.005					
11/2/2016							<0.005
11/9/2016	0.0011 (J)	<0.005					
11/10/2016			<0.005	<0.005			
1/18/2017							<0.005
1/30/2017	<0.005						
1/31/2017		<0.005	<0.005	<0.005			
2/21/2017						0.001 (J)	
2/22/2017					<0.005		
3/27/2017						<0.005	
3/28/2017							0.0004 (J)
3/30/2017	<0.005	0.0005 (J)		<0.005			
4/3/2017			0.0003 (J)				
4/7/2017					<0.005		
6/7/2017							<0.005
6/8/2017						<0.005	
6/9/2017	<0.005		<0.005				
6/12/2017		0.0008 (J)		<0.005			
6/14/2017					<0.005		
7/12/2017					<0.005		
7/17/2017						<0.005	
7/20/2017					<0.005		
7/27/2017						0.0005 (J)	
7/28/2017					<0.005		
8/9/2017					<0.005	0.0005 (J)	
8/24/2017					<0.005		
9/26/2017							<0.005
9/29/2017						0.0006 (J)	
10/2/2017	<0.005	<0.005	<0.005				
10/3/2017					<0.005		
10/4/2017				<0.005			

ND substitution: RL or RL/2 if <15% NDs.

Time Series

Constituent: Chromium (mg/L) Analysis Run 5/1/2026 4:03 PM

Plant Bowen Client: Southern Company Data: Bowen LF 3-8

	GWA-1 (bg)	GWA-2 (bg)	GWA-2R (bg)	GWA-3A (bg)	GWA-4RZ (bg)	GWA-39RZ (bg)	GWA-39Z (bg)
3/14/2018							<0.005
3/16/2018	<0.005		<0.005			<0.005	
3/19/2018		0.0031 (J)		<0.005			
3/21/2018					<0.005		
9/12/2018							<0.005
9/14/2018		<0.005	<0.005			<0.005	
9/17/2018	<0.005			<0.005			
9/18/2018					<0.005		
3/14/2019						0.004 (J)	
3/15/2019							<0.005
3/19/2019			<0.005				
3/20/2019	<0.005	<0.005		<0.005			
3/21/2019					<0.005		
9/9/2019							<0.005
9/11/2019						<0.005	
9/12/2019	<0.005	<0.005					
9/13/2019			<0.005	0.00073 (J)	<0.005		
3/9/2020						0.0016 (J)	0.069 (O)
3/11/2020	0.0012 (J)	0.0025 (J)	0.0042 (J)	0.00095 (J)			
3/12/2020					<0.005		
9/10/2020							<0.005
9/15/2020	<0.005	0.00086 (J)	<0.005				
9/16/2020						0.00058 (J)	
9/17/2020					<0.005		
3/12/2021							0.00064 (J)
3/16/2021	<0.005		<0.005		<0.005	0.0008 (J)	
3/17/2021		<0.005					
3/29/2021				0.00062 (J)			
8/4/2021							<0.005
8/6/2021						<0.005	
8/9/2021	<0.005	<0.005	<0.005	<0.005			
8/10/2021					<0.005		
1/31/2022							<0.005
2/1/2022	<0.005	<0.005	<0.005				
2/2/2022				0.0069		0.0012 (J)	
2/3/2022					<0.005		
8/10/2022							<0.005
8/16/2022	<0.005	<0.005	<0.005	<0.005		<0.005	
8/17/2022					<0.005		
2/13/2023							<0.005
2/14/2023						<0.005	
2/16/2023	<0.005	<0.005	<0.005				
2/17/2023				<0.005	<0.005		
7/25/2023						<0.005	
7/26/2023							<0.005
7/27/2023	<0.005	<0.005	<0.005				
7/28/2023					<0.005		
8/1/2023				<0.005			
2/19/2024						<0.005	<0.005
2/22/2024	<0.005	<0.005		<0.005			
2/26/2024			<0.005				
2/27/2024					<0.005		

ND substitution: RL or RL/2 if <15% NDs.

Time Series

Constituent: Chromium (mg/L) Analysis Run 5/1/2026 4:03 PM

Plant Bowen Client: Southern Company Data: Bowen LF 3-8

	GWA-1 (bg)	GWA-2 (bg)	GWA-2R (bg)	GWA-3A (bg)	GWA-4RZ (bg)	GWA-39RZ (bg)	GWA-39Z (bg)
8/1/2024						<0.005	<0.005
8/6/2024			<0.005				
8/7/2024	<0.005	<0.005					
8/8/2024				<0.005	<0.005		
2/25/2025							<0.005
2/26/2025				<0.005		<0.005	
2/27/2025	<0.005	<0.005	<0.005				
2/28/2025					<0.005		
8/28/2025						<0.005	<0.005
9/2/2025	<0.005	<0.005	<0.005	<0.005			
9/3/2025					<0.005		
2/17/2026				0.0008 (J)			
2/18/2026	0.00047 (J)	0.00082 (J)	0.0004 (J)		<0.005	<0.005	0.0004 (J)

ND substitution: RL or RL/2 if <15% NDs.

Time Series

Constituent: Chromium (mg/L) Analysis Run 5/1/2026 4:03 PM

Plant Bowen Client: Southern Company Data: Bowen LF 3-8

	GWA-40 (bg)	GWA-41 (bg)	GWA-41R (bg)	GWA-42 (bg)	GWA-43 (bg)	GWA-43R (bg)	GWA-50 (bg)
12/12/2008							<0.005
4/23/2009							<0.005
10/6/2009							<0.005
4/27/2010							<0.005
9/30/2010							0.0014
4/14/2011							0.0014
10/5/2011							<0.005
4/11/2012							<0.005
10/2/2012							<0.005
4/9/2013							<0.005
10/15/2013							<0.005
4/10/2014							0.0012 (J)
10/1/2014							<0.005
3/30/2015							<0.005
10/11/2015							<0.005
3/11/2016				<0.005	<0.005	0.00212 (J)	
3/15/2016	<0.005	<0.005	<0.005				
3/28/2016							<0.005
5/11/2016	<0.005						
5/12/2016		<0.005					
5/13/2016			<0.005		<0.005	<0.005	
5/16/2016				<0.005			
5/23/2016							<0.005
7/19/2016					<0.005	0.0006 (J)	
7/20/2016		<0.005					
7/21/2016	<0.005		<0.005				
7/22/2016				<0.005			
8/1/2016							0.0004 (J)
9/15/2016	<0.005	<0.005					
9/16/2016					<0.005	<0.005	
9/19/2016				<0.005			
9/21/2016			<0.005				
9/26/2016							<0.005
11/2/2016					<0.005	<0.005	
11/3/2016	<0.005	<0.005	<0.005	<0.005			
11/10/2016							<0.005
1/17/2017	<0.005		<0.005	<0.005			
1/18/2017		<0.005			<0.005	0.0014 (J)	
1/30/2017							<0.005
3/24/2017	0.0013 (J)	0.0007 (J)					
3/27/2017			<0.005	<0.005			
3/28/2017					0.0007 (J)	0.0011 (J)	
4/7/2017							<0.005
5/24/2017	0.0008 (J)						
6/6/2017		<0.005	0.0004 (J)		0.0004 (J)	0.0009 (J)	
6/7/2017				<0.005			
6/12/2017							<0.005
9/22/2017					0.0008 (J)	0.0006 (J)	
9/25/2017		<0.005	<0.005				
9/26/2017	0.0005 (J)			<0.005			
10/2/2017							<0.005
3/14/2018	<0.005	<0.005	<0.005	<0.005	<0.005		

ND substitution: RL or RL/2 if <15% NDs.

Time Series

Constituent: Chromium (mg/L) Analysis Run 5/1/2026 4:04 PM

Plant Bowen Client: Southern Company Data: Bowen LF 3-8

	GWA-40 (bg)	GWA-41 (bg)	GWA-41R (bg)	GWA-42 (bg)	GWA-43 (bg)	GWA-43R (bg)	GWA-50 (bg)
3/15/2018						0.0017 (J)	
3/16/2018							<0.005
9/12/2018	<0.005	<0.005	<0.005		<0.005	<0.005	
9/14/2018				<0.005			
9/17/2018							<0.005
3/13/2019	<0.005				<0.005	<0.005	
3/14/2019		<0.005	<0.005	<0.005			
3/19/2019							<0.005
9/9/2019	<0.005						
9/10/2019		<0.005	<0.005	<0.005			
9/11/2019					0.00051 (J)	0.00066 (J)	
9/13/2019							<0.005
3/6/2020		0.015		0.00045 (J)			
3/9/2020	0.0009 (J)		0.0004 (J)		0.0033 (J)	0.0014 (J)	
3/11/2020							0.0011 (J)
9/10/2020		<0.005	<0.005	<0.005			
9/11/2020	<0.005				<0.005		
9/14/2020						0.0011 (J)	
9/16/2020							<0.005
3/10/2021	0.00075 (J)		<0.005				
3/11/2021		0.0015 (J)		<0.005	<0.005	0.0011 (J)	
3/17/2021							<0.005
8/4/2021	<0.005	<0.005	<0.005	<0.005			
8/5/2021						<0.005	
8/6/2021					<0.005		
8/9/2021							<0.005
1/31/2022	<0.005	<0.005	<0.005	<0.005	<0.005	0.0011 (J)	
2/1/2022							<0.005
8/10/2022				<0.005		<0.005	
8/11/2022		<0.005	<0.005		<0.005		
8/12/2022	<0.005						
8/16/2022							<0.005
2/13/2023	<0.005	<0.005	<0.005	<0.005		<0.005	
2/14/2023					0.0016 (J)		
2/16/2023							<0.005
7/25/2023		<0.005	<0.005		<0.005	<0.005	
7/26/2023	<0.005			<0.005			
7/28/2023							<0.005
2/19/2024	<0.005	<0.005	<0.005				
2/20/2024				<0.005	<0.005	<0.005	
2/22/2024							<0.005
8/1/2024	<0.005	<0.005	<0.005	<0.005			
8/2/2024					<0.005	<0.005	
8/8/2024							<0.005
2/25/2025	<0.005	<0.005	<0.005	<0.005	<0.005	<0.005	
2/27/2025							<0.005
8/27/2025	<0.005		<0.005				
8/28/2025		<0.005		<0.005	<0.005	<0.005	
9/2/2025							<0.005
2/16/2026	0.00064 (J)	0.00044 (J)	0.00027 (J)	0.00057 (J)	0.00045 (J)	0.00063 (J)	
2/17/2026							0.00025 (J)

ND substitution: RL or RL/2 if <15% NDs.

Time Series

Constituent: Chromium (mg/L) Analysis Run 5/1/2026 4:04 PM

Plant Bowen Client: Southern Company Data: Bowen LF 3-8

	GWA-50R (bg)	GWA-51RZ (bg)	GWA-52 (bg)	GWA-53 (bg)	GWA-53R (bg)	GWA-54 (bg)	GWA-55 (bg)
12/12/2008	<0.005						
4/23/2009	0.0031						
10/6/2009	0.0024						
5/3/2010	<0.005						
10/11/2010	0.0028						
4/27/2011	0.0041						
10/19/2011	<0.005						
5/1/2012	<0.005						
10/2/2012	0.0019						
4/10/2013	0.0027						
10/16/2013	0.0029						
4/22/2014	0.0024						
10/1/2014	<0.005						
3/30/2015	0.0022						
5/8/2015		0.036 (O)	<0.005		<0.005		
5/9/2015				<0.005		<0.01	<0.005
5/17/2015		0.029 (O)	<0.005		<0.005		
5/18/2015				<0.005		<0.01	<0.005
5/25/2015		0.029 (O)	<0.005	<0.005	<0.005	0.0011 (J)	
5/26/2015							<0.005
6/8/2015		0.015	0.0013	<0.005	<0.005		
6/9/2015						<0.01	<0.005
6/17/2015				<0.005		0.0014	<0.005
6/18/2015		0.016	<0.005		<0.005		
6/24/2015		0.02	0.0013	<0.005	<0.005		
6/25/2015						0.001 (J)	<0.005
6/30/2015		0.02	<0.005	<0.005	<0.005		
7/1/2015						<0.01	<0.005
7/6/2015		0.015	<0.005	<0.005	<0.005		
7/7/2015						0.0011 (J)	<0.005
8/12/2015		0.0139	<0.005	<0.005	<0.005	0.0011 (J)	
8/13/2015							<0.005
10/11/2015	<0.005						
12/8/2015		0.0087					
2/29/2016			<0.005				
3/2/2016				<0.005	<0.005	<0.01	<0.005
3/28/2016	<0.005						
5/3/2016				<0.005	<0.005		<0.005
5/4/2016		<0.005	<0.005			<0.01	
5/25/2016	<0.005						
7/7/2016		0.0005 (J)					
7/8/2016			0.0014 (J)	0.0007 (J)		0.0014 (J)	
7/11/2016					<0.005		0.0006 (J)
8/1/2016	<0.005						
9/7/2016					<0.005		
9/8/2016		<0.005	<0.005	<0.005		0.0015 (J)	
9/9/2016							<0.005
9/26/2016	<0.005						
10/26/2016		<0.005	0.0011 (J)	<0.005		0.0016 (J)	<0.005
10/27/2016					<0.005		
11/11/2016	0.0053 (J)						
1/6/2017		<0.005	0.0011 (J)		<0.005		

ND substitution: RL or RL/2 if <15% NDs.

Time Series

Constituent: Chromium (mg/L) Analysis Run 5/1/2026 4:04 PM

Plant Bowen Client: Southern Company Data: Bowen LF 3-8

	GWA-50R (bg)	GWA-51RZ (bg)	GWA-52 (bg)	GWA-53 (bg)	GWA-53R (bg)	GWA-54 (bg)	GWA-55 (bg)
1/9/2017				<0.005		0.0013 (J)	<0.005
1/30/2017	<0.005						
3/15/2017		<0.005	0.0014 (J)			0.0019 (J)	
3/16/2017				0.001 (J)	0.0011 (J)		0.0008 (J)
4/3/2017	0.0005 (J)						
5/17/2017			0.0011 (J)				
5/18/2017		<0.005				0.0012 (J)	0.001 (J)
5/19/2017				0.0006 (J)	0.0007 (J)		
6/12/2017	0.0005 (J)						
7/19/2017		<0.005					
9/15/2017			0.001 (J)			0.0012 (J)	0.0007 (J)
9/19/2017		<0.005		0.0006 (J)	0.0006 (J)		
10/2/2017	<0.005						
3/12/2018							<0.005
3/13/2018		<0.005	<0.005	<0.005	<0.005	<0.01	
3/16/2018	<0.005						
9/6/2018			<0.005			<0.01	
9/7/2018		<0.005					<0.005
9/11/2018				<0.005	<0.005		
9/18/2018	<0.005						
3/7/2019			<0.005			<0.01	
3/8/2019		<0.005		<0.005			<0.005
3/12/2019					<0.005		
3/19/2019	<0.005						
9/4/2019			0.00096 (J)				
9/5/2019		<0.005		0.00065 (J)	0.00055 (J)	0.0016 (J)	0.00092 (J)
9/12/2019	<0.005						
3/2/2020			0.0011 (J)				
3/3/2020		<0.005				0.0017 (J)	0.00085 (J)
3/4/2020				0.00076 (J)	0.0012 (J)		
3/11/2020	<0.005						
9/3/2020			0.0011 (J)				
9/4/2020							0.0012 (J)
9/8/2020				<0.005	<0.005	0.0014 (J)	
9/9/2020		<0.005					
9/15/2020	<0.005						
2/24/2021			0.00097 (J)				
2/25/2021		<0.005				0.0017 (J)	0.00078 (J)
2/26/2021				0.0008 (J)	0.00071 (J)		
3/17/2021	<0.005						
7/27/2021			<0.005			0.0016 (J)	
7/28/2021		<0.005					<0.005
7/29/2021				<0.005	<0.005		
8/9/2021	<0.005						
1/25/2022			0.0012 (J)			0.0013 (J)	
1/26/2022		<0.005		<0.005	<0.005		<0.005
2/2/2022	<0.005						
8/5/2022			0.0012 (J)			0.0016 (J)	
8/8/2022				<0.005	<0.005		0.0011 (J)
8/9/2022		<0.005					
8/17/2022	<0.005						
2/16/2023	<0.005						

ND substitution: RL or RL/2 if <15% NDs.

Time Series

Constituent: Chromium (mg/L) Analysis Run 5/1/2026 4:04 PM

Plant Bowen Client: Southern Company Data: Bowen LF 3-8

	GWA-50R (bg)	GWA-51RZ (bg)	GWA-52 (bg)	GWA-53 (bg)	GWA-53R (bg)	GWA-54 (bg)	GWA-55 (bg)
7/28/2023	<0.005						
2/22/2024	<0.005						
8/8/2024	<0.005						
2/28/2025	<0.005						
9/2/2025	<0.005						
2/17/2026	0.00034 (J)						

ND substitution: RL or RL/2 if <15% NDs.

Time Series

Constituent: Chromium (mg/L) Analysis Run 5/1/2026 4:04 PM

Plant Bowen Client: Southern Company Data: Bowen LF 3-8

	GWA-55R (bg)	GWA-56 (bg)	GWC-16R	GWC-17R	GWC-18	GWC-18R	GWC-19R
9/16/2014			0.0033				
9/17/2014				<0.005	0.0032	<0.005	<0.005
10/4/2014			0.0011 (J)	<0.005	0.0034	0.025 (O)	0.001 (J)
10/21/2014			<0.005	<0.005	0.0042	0.024 (O)	0.0011 (J)
11/5/2014					0.0042		0.001 (J)
11/11/2014			<0.005	0.0014		0.025 (O)	
3/3/2015			<0.005	0.001 (J)	0.0038	0.029 (O)	<0.005
3/18/2015			<0.005	<0.005	0.0031	<0.005	
3/19/2015							<0.005
4/6/2015			<0.005	<0.005			
4/7/2015					0.0037	0.008	<0.005
4/23/2015			0.001 (J)	<0.005	0.0033	<0.005	
4/24/2015							<0.005
5/9/2015	<0.005	<0.005					
5/18/2015	<0.005						
5/19/2015		<0.005					
5/26/2015	<0.005	<0.005					
6/9/2015	0.0017	<0.005					
6/17/2015	<0.005	<0.005					
6/25/2015	<0.005	<0.005					
7/1/2015	0.0011 (J)	<0.005					
7/7/2015	<0.005	<0.005					
7/29/2015			<0.005	<0.005	0.0033	<0.005	<0.005
8/13/2015	<0.005	<0.005					
3/3/2016	<0.005	<0.005	<0.005				
3/4/2016				<0.005			
3/7/2016					0.00318 (J)	<0.005	<0.005
5/3/2016	<0.005						
5/5/2016					0.00385 (J)	<0.005	
5/9/2016		<0.005					<0.005
5/10/2016			<0.005	<0.005			
7/11/2016	<0.005	0.0005 (J)					
7/13/2016			0.0008 (J)		0.0029 (J)	0.0006 (J)	
7/14/2016				0.0035 (J)			0.0005 (J)
9/9/2016	<0.005	<0.005					
9/12/2016						<0.005	<0.005
9/13/2016					0.0029 (J)		
9/14/2016				<0.005			
9/15/2016			<0.005				
10/26/2016		<0.005					
10/27/2016	<0.005						
10/31/2016					0.0017 (J)		<0.005
11/1/2016				<0.005		<0.005	
11/2/2016			<0.005				
1/9/2017	<0.005	<0.005					
1/11/2017			0.0012 (J)	<0.005		<0.005	<0.005
1/12/2017					0.0025 (J)		
3/15/2017		<0.005					
3/16/2017	0.0018 (J)						
3/20/2017			0.0013 (J)			0.0005 (J)	
3/21/2017				0.0005 (J)			0.0009 (J)
3/23/2017					0.0026 (J)		

ND substitution: RL or RL/2 if <15% NDs.

Time Series

Constituent: Chromium (mg/L) Analysis Run 5/1/2026 4:04 PM

Plant Bowen Client: Southern Company Data: Bowen LF 3-8

	GWA-55R (bg)	GWA-56 (bg)	GWC-16R	GWC-17R	GWC-18	GWC-18R	GWC-19R
5/18/2017	<0.005	0.0011 (J)					
5/22/2017						0.0005 (J)	0.0005 (J)
5/23/2017			0.0007 (J)	0.0021 (J)	0.0029 (J)		
9/15/2017		<0.005					
9/18/2017	<0.005						
9/20/2017							0.0008 (J)
9/21/2017			<0.005			0.0008 (J)	
9/22/2017				<0.005			
9/25/2017					0.0018 (J)		
3/12/2018	<0.005						
3/13/2018		<0.005					
3/14/2018			<0.005	<0.005	0.0021 (J)	<0.005	<0.005
9/7/2018	<0.005	<0.005	<0.005			<0.005	
9/10/2018							<0.005
9/11/2018				<0.005	0.0017 (J)		
3/7/2019	<0.005	<0.005					
3/11/2019			<0.005				
3/12/2019				<0.005	0.002 (J)	<0.005	<0.005
9/4/2019		0.0014 (J)					
9/5/2019	<0.005						
9/6/2019						0.00053 (J)	
9/9/2019			<0.005		0.001 (J)		0.00056 (J)
9/10/2019				<0.005			
3/4/2020	0.00079 (J)	<0.005	0.0014 (J)				0.001 (J)
3/5/2020				0.00063 (J)		0.0007 (J)	
3/6/2020					0.0019 (J)		
9/4/2020	<0.005	0.0012 (J)					
9/9/2020			0.00056 (J)	<0.005	0.001 (J)	<0.005	<0.005
2/25/2021	0.00083 (J)	0.001 (J)					
2/26/2021					0.0014 (J)	0.00069 (J)	0.00067 (J)
3/9/2021			0.0024 (J)				
3/10/2021				<0.005			
7/28/2021	<0.005	<0.005					
7/29/2021					0.0014 (J)	<0.005	
7/30/2021			0.0017 (J)	<0.005			
8/3/2021							<0.005
1/26/2022		<0.005					
1/27/2022	<0.005					0.0015 (J)	<0.005
1/28/2022			0.0011 (J)	<0.005	0.0014 (J)		
8/5/2022		<0.005					
8/8/2022	<0.005						
8/9/2022							<0.005
8/10/2022					0.0014 (J)	<0.005	
8/11/2022			<0.005	<0.005			
2/9/2023					0.0015 (J)	<0.005	<0.005
2/10/2023			0.0011 (J)	<0.005			
8/3/2023				<0.005	0.0012 (J)		
8/4/2023			<0.005			<0.005	<0.005
2/14/2024					<0.005	<0.005	0.0028 (J)
2/15/2024			<0.005	<0.005			
7/31/2024			<0.005	<0.005	<0.005	<0.005	<0.005
2/19/2025						<0.005	

ND substitution: RL or RL/2 if <15% NDs.

Time Series

Constituent: Chromium (mg/L) Analysis Run 5/1/2026 4:04 PM

Plant Bowen Client: Southern Company Data: Bowen LF 3-8

	GWA-55R (bg)	GWA-56 (bg)	GWC-16R	GWC-17R	GWC-18	GWC-18R	GWC-19R
2/20/2025					<0.005		<0.005
2/25/2025			<0.005	<0.005			
8/21/2025			<0.005				
8/22/2025				<0.005		<0.005	
8/26/2025					0.0017 (J)		
8/27/2025							<0.005
2/12/2026					0.0015 (J)	0.00071 (J)	0.00069 (J)
2/13/2026			0.0004 (J)	0.00053 (J)			

ND substitution: RL or RL/2 if <15% NDs.

Time Series

Constituent: Chromium (mg/L) Analysis Run 5/1/2026 4:04 PM

Plant Bowen Client: Southern Company Data: Bowen LF 3-8

	GWC-20R	GWC-21R	GWC-22R	GWC-23R	GWC-24R	GWC-25R	GWC-26
9/16/2014					<0.005	<0.005	
9/18/2014	<0.005	0.001 (J)	<0.005	<0.005			
10/4/2014					<0.005	<0.005	
10/5/2014	<0.005	0.0013	<0.005	<0.005			
10/22/2014	<0.005	0.0016	<0.005	<0.005			
10/23/2014					<0.005	<0.005	
11/5/2014	0.001 (J)	0.0013	<0.005	0.0013			
11/10/2014					<0.005	<0.005	
3/4/2015	<0.005	<0.005	<0.005	<0.005	<0.005	<0.005	
3/19/2015	<0.005	<0.005	<0.005				
3/20/2015				<0.005	<0.005	<0.005	
4/7/2015	<0.005						
4/8/2015		<0.005	<0.005	0.0012 (J)	<0.005		
4/9/2015						<0.005	
4/23/2015				<0.005	<0.005	<0.005	
4/24/2015	<0.005	0.001 (J)	<0.005				
7/30/2015	0.001 (J)	<0.005	<0.005	<0.005	<0.005	<0.005	
3/4/2016					<0.005		
3/7/2016			<0.005				
3/8/2016	<0.005	<0.005				<0.005	
3/9/2016				<0.005			
5/4/2016						<0.005	
5/5/2016			<0.005		<0.005		
5/6/2016				<0.005			
5/9/2016	<0.005	<0.005					
7/12/2016					<0.005		
7/14/2016	0.0008 (J)		<0.005				
7/15/2016		<0.005		0.0005 (J)			
7/18/2016						0.0005 (J)	
9/9/2016		<0.005					
9/12/2016	<0.005		<0.005				
9/13/2016					<0.005	<0.005	
9/14/2016				<0.005			
10/27/2016		<0.005	<0.005		<0.005	<0.005	
10/31/2016	<0.005						
11/1/2016				<0.005			
1/12/2017	0.0011 (J)	<0.005					
1/13/2017			<0.005		<0.005	<0.005	
1/25/2017				0.0023 (J)			
3/16/2017						0.0008 (J)	
3/20/2017			0.0004 (J)		<0.005		
3/21/2017		0.0004 (J)					
3/22/2017	0.0007 (J)			0.0008 (J)			
5/19/2017					<0.005	0.0006 (J)	
5/22/2017	0.0007 (J)						
5/23/2017		0.0004 (J)	0.0005 (J)				
5/24/2017				0.0011 (J)			
9/19/2017	0.0006 (J)	0.0006 (J)	<0.005		<0.005	0.0007 (J)	
9/21/2017				0.0014 (J)			
3/13/2018			<0.005		<0.005	<0.005	
3/14/2018	<0.005	<0.005		<0.005			
9/7/2018			<0.005				

ND substitution: RL or RL/2 if <15% NDs.

Time Series

Constituent: Chromium (mg/L) Analysis Run 5/1/2026 4:04 PM

Plant Bowen Client: Southern Company Data: Bowen LF 3-8

	GWC-20R	GWC-21R	GWC-22R	GWC-23R	GWC-24R	GWC-25R	GWC-26
9/10/2018	<0.005	<0.005					
9/11/2018				<0.005	<0.005	<0.005	
3/8/2019					<0.005	<0.005	
3/11/2019		<0.005	<0.005				
3/12/2019	<0.005			<0.005			
9/5/2019			<0.005		<0.005	0.00044 (J)	
9/6/2019	0.00076 (J)	0.00078 (J)		<0.005			
3/3/2020		0.00058 (J)	0.00057 (J)		0.00052 (J)	0.00078 (J)	
3/5/2020	0.00075 (J)			0.00086 (J)			
9/4/2020	0.00078 (J)					0.00073 (J)	
9/8/2020		0.0013 (J)	<0.005				
9/9/2020				<0.005	<0.005		
3/9/2021	0.00094 (J)	<0.005	<0.005		<0.005	0.00079 (J)	
3/10/2021				0.00073 (J)			
7/29/2021					<0.005		
7/30/2021				<0.005			
8/2/2021	<0.005	<0.005	<0.005			<0.005	
1/27/2022	<0.005		<0.005			<0.005	
1/28/2022		<0.005		<0.005	<0.005		
8/9/2022	<0.005				<0.005	<0.005	
8/10/2022		0.0023 (J)	<0.005				
8/11/2022				<0.005			
2/9/2023		0.0017 (J)	<0.005		<0.005	<0.005	
2/10/2023	<0.005			<0.005			
6/20/2023							<0.005
8/3/2023	<0.005		<0.005	<0.005	<0.005	<0.005	
8/4/2023		0.0067					
8/7/2023							<0.005
10/12/2023							<0.005
12/12/2023							<0.005
2/15/2024	<0.005	0.0035 (J)	<0.005		<0.005		
2/16/2024				<0.005		0.003 (J)	
2/29/2024							<0.005
4/23/2024							<0.005
6/12/2024							<0.005
7/31/2024			<0.005	<0.005	<0.005	<0.005	
8/1/2024	<0.005						
8/2/2024		<0.005					
8/27/2024							<0.005
2/20/2025	<0.005		<0.005				
2/24/2025					<0.005		
2/25/2025		<0.005		<0.005		<0.005	
3/4/2025							<0.005
8/15/2025							<0.005
8/18/2025						<0.005	
8/21/2025				<0.005			
8/22/2025		0.004 (J)					
8/26/2025	<0.005		<0.005		<0.005		
2/12/2026	0.00081 (J)				0.00044 (J)		
2/13/2026			0.0003 (J)	0.00046 (J)		0.00086 (J)	
2/17/2026		0.0021 (J)					
2/24/2026							0.00065 (J)

ND substitution: RL or RL/2 if <15% NDs.

Time Series

Constituent: Chromium (mg/L) Analysis Run 5/1/2026 4:04 PM

Plant Bowen Client: Southern Company Data: Bowen LF 3-8

	GWC-27	GWC-27R	GWC-28	GWC-29	GWC-29R	GWC-30	GWC-31
6/20/2023			<0.005				
6/23/2023	<0.005	<0.005					<0.005
6/26/2023				<0.005			
6/27/2023					<0.005	<0.005	
8/7/2023	<0.005	<0.005		<0.005			
8/8/2023			<0.005				
8/9/2023						<0.005	<0.005
8/10/2023					<0.005		
10/11/2023				<0.005			<0.005
10/12/2023	<0.005	<0.005	<0.005				
10/13/2023					<0.005	<0.005	
12/12/2023	<0.005	<0.005	<0.005	<0.005			<0.005
12/13/2023					<0.005	<0.005	
2/29/2024	<0.005	<0.005		<0.005			
3/1/2024					<0.005	<0.005	<0.005
3/4/2024			<0.005				
4/23/2024	<0.005	<0.005		<0.005			<0.005
4/24/2024			<0.005		<0.005	<0.005	
6/11/2024				<0.005			
6/12/2024	<0.005		<0.005		<0.005	<0.005	<0.005
6/13/2024		<0.005					
8/26/2024	<0.005	<0.005		<0.005			<0.005
8/27/2024			<0.005		<0.005	<0.005	
3/4/2025	<0.005	<0.005					
3/5/2025				<0.005		<0.005	<0.005
3/6/2025			<0.005		<0.005		
8/18/2025		<0.005		<0.005			
8/19/2025			<0.005		<0.005	<0.005	
8/20/2025	<0.005						<0.005
2/25/2026							0.00035 (J)
2/26/2026				0.00077 (J)	0.00051 (J)		
2/27/2026						0.00065 (J)	
3/2/2026	0.00098 (J)	0.0007 (J)	<0.005				

ND substitution: RL or RL/2 if <15% NDs.

Time Series

Constituent: Chromium (mg/L) Analysis Run 5/1/2026 4:04 PM

Plant Bowen Client: Southern Company Data: Bowen LF 3-8

	GWC-31R	GWC-32	GWC-33R	GWC-34	GWC-34R	GWC-35	GWC-36A
4/6/2022							<0.005
8/8/2022							<0.005
2/8/2023							<0.005
6/21/2023			<0.005	<0.005	<0.005		
6/23/2023	<0.005						
6/26/2023		<0.005					
6/28/2023						<0.005	
8/2/2023							<0.005
8/7/2023				<0.005	<0.005		
8/8/2023			<0.005				
8/9/2023	<0.005	<0.005					
8/10/2023						<0.005	
10/10/2023				<0.005	<0.005		
10/11/2023	<0.005		<0.005			<0.005	
10/13/2023		<0.005					
12/12/2023	<0.005						
12/13/2023		<0.005	<0.005	<0.005	<0.005	<0.005	
2/13/2024							<0.005
2/29/2024		<0.005		<0.005	<0.005	<0.005	
3/4/2024	<0.005		<0.005				
4/23/2024	<0.005		<0.005				
4/24/2024		<0.005		<0.005	<0.005	<0.005	
6/11/2024	<0.005						
6/12/2024		<0.005					
6/13/2024			<0.005	<0.005	<0.005	<0.005	
7/30/2024							<0.005
8/26/2024	<0.005						
8/27/2024		<0.005	<0.005			<0.005	
8/28/2024				<0.005	<0.005		
2/19/2025							<0.005
3/5/2025	<0.005		<0.005			<0.005	
3/6/2025		<0.005					
8/15/2025						<0.005	
8/19/2025	<0.005		<0.005				
8/20/2025		<0.005					
8/21/2025							<0.005
9/4/2025				<0.005	<0.005		
2/12/2026							0.00063 (J)
2/24/2026						0.00027 (J)	
2/27/2026	0.00072 (J)						
3/2/2026		<0.005		<0.005	0.00024 (J)		
3/3/2026			0.00083 (J)				

ND substitution: RL or RL/2 if <15% NDs.

Time Series

Constituent: Chromium (mg/L) Analysis Run 5/1/2026 4:04 PM

Plant Bowen Client: Southern Company Data: Bowen LF 3-8

	GWC-36RA	GWC-37	GWC-38	GWC-57	GWC-25	GWC-31S	GWC-58
9/15/2014	0.0028						
9/16/2014		0.0015	0.0026				
10/3/2014	<0.005	0.0015	0.0021				
10/20/2014	0.0029	0.0011 (J)	0.0023				
11/10/2014	0.0017	<0.005	0.0022				
3/2/2015	<0.005	<0.005	0.0021				
3/17/2015	<0.005	<0.005	0.0022				
4/5/2015	<0.005	<0.005					
4/6/2015			0.0016				
4/21/2015	0.0018						
4/22/2015		<0.005	0.0013				
7/28/2015	0.0015	<0.005	0.0014				
3/1/2016	<0.005	<0.005					
3/2/2016			<0.005				
5/2/2016	<0.005						
5/3/2016		<0.005	<0.005				
7/6/2016	0.0005 (J)						
7/7/2016			0.002 (J)				
7/8/2016		<0.005					
9/7/2016	<0.005	<0.005					
9/8/2016			0.001 (J)				
10/25/2016	<0.005	<0.005	0.0028 (J)				
1/5/2017	<0.005						
1/6/2017		<0.005					
2/9/2017			0.0012 (J)				
3/14/2017	0.0008 (J)	0.0006 (J)					
3/23/2017			0.0016 (J)				
5/16/2017	<0.005	<0.005					
5/17/2017			0.0019 (J)				
9/15/2017	<0.005	<0.005					
9/19/2017			0.0022 (J)				
3/12/2018	<0.005	<0.005					
3/13/2018			0.0017 (J)				
9/6/2018	<0.005	<0.005	<0.005				
3/6/2019		<0.005					
3/7/2019	<0.005		<0.005				
9/4/2019	0.0013 (J)	<0.005	0.0017 (J)				
3/2/2020	0.00047 (J)	<0.005	0.0014 (J)				
9/3/2020		<0.005	0.0013 (J)				
9/14/2020	<0.005						
2/24/2021		<0.005	0.0018 (J)				
3/26/2021	0.0006 (J)						
7/27/2021	<0.005						
7/28/2021		0.018 (O)	0.0015 (J)				
1/25/2022			0.0014 (J)				
1/26/2022	<0.005	<0.005					
8/5/2022			<0.005				
8/8/2022	<0.005	<0.005					
2/8/2023	<0.005	<0.005	0.0012 (J)				
6/21/2023				<0.005			
8/2/2023		<0.005	<0.005				
8/3/2023	<0.005						

ND substitution: RL or RL/2 if <15% NDs.

Time Series

Constituent: Chromium (mg/L) Analysis Run 5/1/2026 4:04 PM

Plant Bowen Client: Southern Company Data: Bowen LF 3-8

	GWC-36RA	GWC-37	GWC-38	GWC-57	GWC-25	GWC-31S	GWC-58
8/8/2023				<0.005			
10/10/2023				<0.005			
12/13/2023				<0.005			
2/13/2024	<0.005	<0.005	<0.005				
3/4/2024				<0.005			
4/24/2024				<0.005			
6/13/2024				<0.005			
7/30/2024	<0.005	<0.005	<0.005				
8/27/2024				<0.005			
2/19/2025	<0.005	<0.005	0.0034 (J)				
3/4/2025				<0.005			
8/15/2025				0.0018 (J)			
8/21/2025	<0.005		0.0019 (J)				
8/27/2025		<0.005					
2/12/2026	0.00067 (J)	0.00026 (J)	0.00073 (J)				
2/16/2026					0.00084 (J)		
3/2/2026				0.0003 (J)		0.00094 (J)	0.0042 (J)

ND substitution: RL or RL/2 if <15% NDs.

Time Series

Constituent: Cobalt (mg/L) Analysis Run 5/1/2026 4:04 PM

Plant Bowen Client: Southern Company Data: Bowen LF 3-8

	GWA-1 (bg)	GWA-2 (bg)	GWA-2R (bg)	GWA-3A (bg)	GWA-4RZ (bg)	GWA-39RZ (bg)	GWA-39Z (bg)
8/23/2007	<0.005	<0.005	<0.005	0.0033			
10/23/2007	<0.005						
10/24/2007		0.013	<0.005				
11/2/2007				0.0046			
11/18/2007	<0.005	0.0041	<0.005	0.0057			
1/30/2008	0.0045						
1/31/2008		<0.005	0.0083 (O)	0.0055			
3/10/2008	<0.005		<0.005				
3/11/2008		<0.005		0.0033			
5/6/2008		<0.005					
5/13/2008	<0.005		<0.005				
5/14/2008				0.0044			
12/4/2008		0.012	<0.005				
12/5/2008	<0.005			0.0035			
4/15/2009	<0.005			<0.005			
4/21/2009		<0.005	<0.005				
5/20/2009					<0.01		
10/7/2009	0.0041	<0.005					
10/8/2009			<0.005	<0.005			
10/19/2009					<0.01		
4/21/2010			<0.005				
4/26/2010		<0.005					
4/27/2010					<0.01		
4/28/2010				<0.005			
5/3/2010	<0.005						
9/28/2010			<0.005				
10/4/2010		<0.005			0.0058		
10/6/2010				<0.005			
10/12/2010	<0.005						
4/12/2011			<0.005				
4/13/2011		<0.005					
4/14/2011					<0.01		
4/21/2011				<0.005			
4/27/2011	<0.005						
10/4/2011			<0.005				
10/5/2011		<0.005			<0.01		
10/13/2011				<0.005			
10/17/2011	<0.005						
4/3/2012			<0.005				
4/11/2012		<0.005			<0.01		
5/1/2012				<0.005			
5/2/2012	<0.005						
10/2/2012					0.0022		
10/8/2012	<0.005						
10/9/2012		<0.005	<0.005	<0.005			
4/11/2013			<0.005	<0.005	0.002		
4/12/2013	<0.005						
4/15/2013		<0.005					
10/15/2013		<0.005					
10/16/2013	<0.005		<0.005	<0.005			
10/21/2013					<0.01		
4/10/2014			<0.005				

ND substitution: RL or RL/2 if <15% NDs.

Time Series

Constituent: Cobalt (mg/L) Analysis Run 5/1/2026 4:04 PM

Plant Bowen Client: Southern Company Data: Bowen LF 3-8

	GWA-1 (bg)	GWA-2 (bg)	GWA-2R (bg)	GWA-3A (bg)	GWA-4RZ (bg)	GWA-39RZ (bg)	GWA-39Z (bg)
4/11/2014	<0.005						
4/22/2014		<0.005					
4/23/2014				0.00074 (J)	<0.01		
9/30/2014	<0.005	<0.005	<0.005				
10/4/2014				0.00081 (J)	0.0052		
3/30/2015	0.0012 (J)	<0.005	<0.005				
3/31/2015				0.0021	0.0007 (J)		
10/11/2015					0.00073 (J)		
10/12/2015				0.00078 (J)			
10/13/2015	<0.005	<0.005	<0.005				
3/14/2016							0.00503 (J)
3/22/2016	<0.005						
3/23/2016		<0.005	<0.005	<0.005			
5/11/2016							0.0114
5/19/2016	<0.005		<0.005				
5/20/2016		<0.005					
5/23/2016				<0.005			
7/19/2016							0.0013 (J)
7/29/2016	0.0004 (J)	<0.005	<0.005	0.0007 (J)			
9/15/2016							0.002 (J)
9/22/2016			<0.005	0.0007 (J)			
9/23/2016	<0.005	<0.005					
11/2/2016							0.0005 (J)
11/9/2016	<0.005	<0.005					
11/10/2016			<0.005	0.0007 (J)			
1/18/2017							0.0015 (J)
1/30/2017	<0.005						
1/31/2017		<0.005	<0.005	0.0007 (J)			
2/21/2017						<0.005	
2/22/2017					<0.01		
3/27/2017						<0.005	
3/28/2017							0.0025 (J)
3/30/2017	<0.005	<0.005		0.0007 (J)			
4/3/2017			<0.005				
4/7/2017					0.0018 (J)		
6/7/2017							0.0023 (J)
6/8/2017						<0.005	
6/9/2017	<0.005		<0.005				
6/12/2017		<0.005		0.0007 (J)			
6/14/2017					0.0045 (J)		
7/12/2017					0.0046 (J)		
7/17/2017						<0.005	
7/20/2017					0.0109		
7/27/2017						<0.005	
7/28/2017					0.0104		
8/9/2017					0.0022 (J)	<0.005	
8/24/2017					0.0076 (J)		
9/26/2017							0.0011 (J)
9/29/2017						<0.005	
10/2/2017	<0.005	<0.005	<0.005				
10/3/2017					0.0028 (J)		
10/4/2017				0.0006 (J)			

ND substitution: RL or RL/2 if <15% NDs.

Time Series

Constituent: Cobalt (mg/L) Analysis Run 5/1/2026 4:04 PM

Plant Bowen Client: Southern Company Data: Bowen LF 3-8

	GWA-1 (bg)	GWA-2 (bg)	GWA-2R (bg)	GWA-3A (bg)	GWA-4RZ (bg)	GWA-39RZ (bg)	GWA-39Z (bg)
3/14/2018							0.00058 (J)
3/16/2018	<0.005		<0.005			<0.005	
3/19/2018		<0.005		0.00059 (J)			
3/21/2018					0.014		
9/12/2018							<0.005
9/14/2018		<0.005	<0.005			<0.005	
9/17/2018	<0.005			0.00057 (J)			
9/18/2018					0.017		
3/14/2019						<0.005	
3/15/2019							<0.005
3/19/2019			<0.005				
3/20/2019	0.00078 (J)	<0.005		<0.005			
3/21/2019					0.022		
9/9/2019							<0.005
9/11/2019						<0.005	
9/12/2019	0.00047 (J)	<0.005					
9/13/2019			<0.005	0.00046 (J)	0.02		
3/9/2020						<0.005	0.00075 (J)
3/11/2020	0.00037 (J)	<0.005	<0.005	0.00041 (J)			
3/12/2020					0.013		
9/10/2020							<0.005
9/15/2020	0.00048 (J)	<0.005	0.001 (J)				
9/16/2020						<0.005	
9/17/2020					0.019		
3/12/2021							0.00079 (J)
3/16/2021	<0.005		<0.005		0.015	<0.005	
3/17/2021		<0.005					
3/29/2021				<0.005			
8/4/2021							<0.005
8/6/2021						<0.005	
8/9/2021	<0.005	<0.005	0.0016 (J)	<0.005			
8/10/2021					0.011		
1/31/2022							<0.005
2/1/2022	<0.005	<0.005	0.00093 (J)				
2/2/2022				<0.005		<0.005	
2/3/2022					0.0059		
8/10/2022							<0.005
8/16/2022	<0.005	<0.005	0.0004 (J)	<0.005		<0.005	
8/17/2022					0.015		
2/13/2023							<0.005
2/14/2023						<0.005	
2/16/2023	<0.005	<0.005	0.00065 (J)				
2/17/2023				<0.005	0.017		
7/25/2023						<0.005	
7/26/2023							<0.005
7/27/2023	<0.005	<0.005	<0.005				
7/28/2023					0.02		
8/1/2023				<0.005			
2/19/2024						<0.005	<0.005
2/22/2024	<0.005	<0.005		<0.005			
2/26/2024			<0.005				
2/27/2024					0.017		

ND substitution: RL or RL/2 if <15% NDs.

Time Series

Constituent: Cobalt (mg/L) Analysis Run 5/1/2026 4:04 PM

Plant Bowen Client: Southern Company Data: Bowen LF 3-8

	GWA-1 (bg)	GWA-2 (bg)	GWA-2R (bg)	GWA-3A (bg)	GWA-4RZ (bg)	GWA-39RZ (bg)	GWA-39Z (bg)
8/1/2024						<0.005	<0.005
8/6/2024			<0.005				
8/7/2024	<0.005	<0.005					
8/8/2024				<0.005	0.0056		
2/25/2025							<0.005
2/26/2025				<0.005		<0.005	
2/27/2025	<0.005	<0.005	<0.005				
2/28/2025					0.019		
8/28/2025						<0.005	<0.005
9/2/2025	<0.005	<0.005	<0.005	<0.005			
9/3/2025					0.015		
2/17/2026				<0.005			
2/18/2026	<0.005	<0.005	<0.005		0.018	<0.005	<0.005

ND substitution: RL or RL/2 if <15% NDs.

Time Series

Constituent: Cobalt (mg/L) Analysis Run 5/1/2026 4:04 PM

Plant Bowen Client: Southern Company Data: Bowen LF 3-8

	GWA-40 (bg)	GWA-41 (bg)	GWA-41R (bg)	GWA-42 (bg)	GWA-43 (bg)	GWA-43R (bg)	GWA-50 (bg)
12/12/2008							<0.005
4/23/2009							<0.005
10/6/2009							<0.005
4/27/2010							<0.005
9/30/2010							<0.005
4/14/2011							<0.005
10/5/2011							<0.005
4/11/2012							<0.005
10/2/2012							<0.005
4/9/2013							<0.005
10/15/2013							<0.005
4/10/2014							<0.005
10/1/2014							<0.005
3/30/2015							<0.005
10/11/2015							<0.005
3/11/2016				<0.005	<0.005	<0.005	
3/15/2016	<0.005	<0.005	<0.005				
3/28/2016							<0.005
5/11/2016	<0.005						
5/12/2016		<0.005					
5/13/2016			<0.005		<0.005	<0.005	
5/16/2016				<0.005			
5/23/2016							<0.005
7/19/2016					<0.005	<0.005	
7/20/2016		<0.005					
7/21/2016	<0.005		0.0006 (J)				
7/22/2016				0.0004 (J)			
8/1/2016							<0.005
9/15/2016	<0.005	<0.005					
9/16/2016					<0.005	<0.005	
9/19/2016				<0.005			
9/21/2016			<0.005				
9/26/2016							<0.005
11/2/2016					<0.005	<0.005	
11/3/2016	<0.005	<0.005	<0.005	<0.005			
11/10/2016							<0.005
1/17/2017	<0.005		<0.005	<0.005			
1/18/2017		<0.005			<0.005	<0.005	
1/30/2017							<0.005
3/24/2017	<0.005	<0.005					
3/27/2017			0.0005 (J)	<0.005			
3/28/2017					<0.005	<0.005	
4/7/2017							<0.005
5/24/2017	<0.005						
6/6/2017		<0.005	<0.005		<0.005	<0.005	
6/7/2017				<0.005			
6/12/2017							<0.005
9/22/2017					<0.005	<0.005	
9/25/2017		<0.005	0.0006 (J)				
9/26/2017	<0.005			<0.005			
10/2/2017							<0.005
3/14/2018	<0.005	<0.005	<0.005	<0.005	<0.005		

ND substitution: RL or RL/2 if <15% NDs.

Time Series

Constituent: Cobalt (mg/L) Analysis Run 5/1/2026 4:04 PM

Plant Bowen Client: Southern Company Data: Bowen LF 3-8

	GWA-40 (bg)	GWA-41 (bg)	GWA-41R (bg)	GWA-42 (bg)	GWA-43 (bg)	GWA-43R (bg)	GWA-50 (bg)
3/15/2018						<0.005	
3/16/2018							<0.005
9/12/2018	<0.005	<0.005	0.0011 (J)		<0.005	<0.005	
9/14/2018				<0.005			
9/17/2018							<0.005
3/13/2019	<0.005				<0.005	<0.005	
3/14/2019		<0.005	<0.005	<0.005			
3/19/2019							<0.005
9/9/2019	<0.005						
9/10/2019		<0.005	<0.005	<0.005			
9/11/2019					<0.005	<0.005	
9/13/2019							<0.005
3/6/2020		<0.005		0.00039 (J)			
3/9/2020	<0.005		<0.005		0.00039 (J)	<0.005	
3/11/2020							<0.005
9/10/2020		<0.005	<0.005	<0.005			
9/11/2020	<0.005				<0.005		
9/14/2020						<0.005	
9/16/2020							<0.005
3/10/2021	<0.005		<0.005				
3/11/2021		<0.005		<0.005	<0.005	<0.005	
3/17/2021							<0.005
8/4/2021	<0.005	<0.005	<0.005	<0.005			
8/5/2021						<0.005	
8/6/2021					<0.005		
8/9/2021							<0.005
1/31/2022	<0.005	<0.005	<0.005	<0.005	<0.005	<0.005	
2/1/2022							<0.005
8/10/2022				<0.005		<0.005	
8/11/2022		<0.005	<0.005		<0.005		
8/12/2022	<0.005						
8/16/2022							<0.005
2/13/2023	<0.005	<0.005	<0.005	0.00039 (J)		<0.005	
2/14/2023					<0.005		
2/16/2023							<0.005
7/25/2023		<0.005	0.00053 (J)		<0.005	<0.005	
7/26/2023	<0.005			<0.005			
7/28/2023							<0.005
2/19/2024	<0.005	<0.005	<0.005				
2/20/2024				<0.005	<0.005	<0.005	
2/22/2024							<0.005
8/1/2024	<0.005	<0.005	0.0011 (J)	<0.005			
8/2/2024					<0.005	<0.005	
8/8/2024							<0.005
2/25/2025	<0.005	<0.005	<0.005	<0.005	<0.005	<0.005	
2/27/2025							<0.005
8/27/2025	<0.005		<0.005				
8/28/2025		<0.005		<0.005	<0.005	<0.005	
9/2/2025							<0.005
2/16/2026	<0.005	<0.005	0.00047 (J)	<0.005	0.00015 (J)	<0.005	
2/17/2026							<0.005

ND substitution: RL or RL/2 if <15% NDs.

Time Series

Constituent: Cobalt (mg/L) Analysis Run 5/1/2026 4:04 PM

Plant Bowen Client: Southern Company Data: Bowen LF 3-8

	GWA-50R (bg)	GWA-51RZ (bg)	GWA-52 (bg)	GWA-53 (bg)	GWA-53R (bg)	GWA-54 (bg)	GWA-55 (bg)
12/12/2008	<0.005						
4/23/2009	0.0029						
10/6/2009	<0.005						
5/3/2010	<0.005						
10/11/2010	<0.005						
4/27/2011	0.0028						
10/19/2011	<0.005						
5/1/2012	<0.005						
10/2/2012	<0.005						
4/10/2013	0.0014						
10/16/2013	0.0014						
4/22/2014	0.0013						
10/1/2014	<0.005						
3/30/2015	0.00079 (J)						
5/8/2015		<0.005	<0.005		<0.005		
5/9/2015				<0.005		0.00057 (J)	<0.005
5/17/2015		0.00059 (J)	<0.005		<0.005		
5/18/2015				<0.005		0.00055 (J)	0.00071 (J)
5/25/2015		<0.005	<0.005	<0.005	<0.005	<0.005	
5/26/2015							0.00067 (J)
6/8/2015		<0.005	<0.005	<0.005	<0.005		
6/9/2015						<0.005	0.001 (J)
6/17/2015				<0.005		<0.005	0.00093 (J)
6/18/2015		<0.005	<0.005		<0.005		
6/24/2015		<0.005	<0.005	<0.005	<0.005		
6/25/2015						<0.005	0.00059 (J)
6/30/2015		<0.005	<0.005	<0.005	<0.005		
7/1/2015						<0.005	0.00059 (J)
7/6/2015		<0.005	<0.005	<0.005	<0.005		
7/7/2015						<0.005	0.00091 (J)
8/12/2015		<0.005	<0.005	<0.005	<0.005	<0.005	
8/13/2015							0.0006 (J)
10/11/2015	<0.005						
12/8/2015		<0.005					
2/29/2016			<0.005				
3/2/2016				<0.005	<0.005	<0.005	0.00715 (J)
3/28/2016	<0.005						
5/3/2016				<0.005	<0.005		0.00349 (J)
5/4/2016		<0.005	<0.005			<0.005	
5/25/2016	<0.005						
7/7/2016		<0.005					
7/8/2016			<0.005	<0.005		<0.005	
7/11/2016					<0.005		0.0007 (J)
8/1/2016	<0.005						
9/7/2016					<0.005		
9/8/2016		<0.005	<0.005	<0.005		<0.005	
9/9/2016							<0.005
9/26/2016	<0.005						
10/26/2016		<0.005	<0.005	<0.005		<0.005	<0.005
10/27/2016					<0.005		
11/11/2016	<0.005						
1/6/2017		<0.005	<0.005		<0.005		

ND substitution: RL or RL/2 if <15% NDs.

Time Series

Constituent: Cobalt (mg/L) Analysis Run 5/1/2026 4:04 PM

Plant Bowen Client: Southern Company Data: Bowen LF 3-8

	GWA-50R (bg)	GWA-51RZ (bg)	GWA-52 (bg)	GWA-53 (bg)	GWA-53R (bg)	GWA-54 (bg)	GWA-55 (bg)
1/9/2017				<0.005		<0.005	<0.005
1/30/2017	<0.005						
3/15/2017		<0.005	<0.005			<0.005	
3/16/2017				<0.005	<0.005		0.0006 (J)
4/3/2017	<0.005						
5/17/2017			<0.005				
5/18/2017		<0.005				<0.005	<0.005
5/19/2017				<0.005	<0.005		
6/12/2017	<0.005						
7/19/2017		<0.005					
9/15/2017			<0.005			<0.005	<0.005
9/19/2017		<0.005		<0.005	<0.005		
10/2/2017	<0.005						
3/12/2018							0.0034 (J)
3/13/2018		<0.005	<0.005	<0.005	<0.005	<0.005	
3/16/2018	<0.005						
9/6/2018			<0.005			<0.005	
9/7/2018		<0.005					<0.005
9/11/2018				<0.005	<0.005		
9/18/2018	<0.005						
3/7/2019			<0.005			<0.005	
3/8/2019		<0.005		<0.005			0.0044 (J)
3/12/2019					<0.005		
3/19/2019	<0.005						
9/4/2019			<0.005				
9/5/2019		<0.005		<0.005	<0.005	<0.005	<0.005
9/12/2019	<0.005						
3/2/2020			<0.005				
3/3/2020		<0.005				<0.005	0.0048 (J)
3/4/2020				<0.005	<0.005		
3/11/2020	<0.005						
9/3/2020			<0.005				
9/4/2020							0.0012 (J)
9/8/2020				<0.005	<0.005	<0.005	
9/9/2020		<0.005					
9/15/2020	<0.005						
2/24/2021			<0.005				
2/25/2021		<0.005				<0.005	0.0039 (J)
2/26/2021				<0.005	<0.005		
3/17/2021	<0.005						
7/27/2021			<0.005			<0.005	
7/28/2021		<0.005					0.006
7/29/2021				<0.005	<0.005		
8/9/2021	<0.005						
1/25/2022			<0.005			<0.005	
1/26/2022		<0.005		<0.005	<0.005		0.0035 (J)
2/2/2022	<0.005						
8/5/2022			<0.005			<0.005	
8/8/2022				<0.005	<0.005		0.00084 (J)
8/9/2022		<0.005					
8/17/2022	<0.005						
2/16/2023	<0.005						

ND substitution: RL or RL/2 if <15% NDs.

Time Series

Constituent: Cobalt (mg/L) Analysis Run 5/1/2026 4:04 PM

Plant Bowen Client: Southern Company Data: Bowen LF 3-8

	GWA-50R (bg)	GWA-51RZ (bg)	GWA-52 (bg)	GWA-53 (bg)	GWA-53R (bg)	GWA-54 (bg)	GWA-55 (bg)
7/28/2023	<0.005						
2/22/2024	<0.005						
8/8/2024	<0.005						
2/28/2025	<0.005						
9/2/2025	<0.005						
2/17/2026	<0.005						

ND substitution: RL or RL/2 if <15% NDs.

Time Series

Constituent: Cobalt (mg/L) Analysis Run 5/1/2026 4:04 PM

Plant Bowen Client: Southern Company Data: Bowen LF 3-8

	GWA-55R (bg)	GWA-56 (bg)	GWC-16R	GWC-17R	GWC-18	GWC-18R	GWC-19R
9/16/2014			0.0026				
9/17/2014				<0.005	<0.005	<0.005	<0.005
10/4/2014			0.0015	<0.005	<0.005	0.00063 (J)	<0.005
10/21/2014			0.00099 (J)	<0.005	<0.005	0.00058 (J)	<0.005
11/5/2014					0.0005 (J)		<0.005
11/11/2014			0.00097 (J)	<0.005		0.00058 (J)	
3/3/2015			0.00078 (J)	<0.005	<0.005	0.00056 (J)	<0.005
3/18/2015			0.00081 (J)	<0.005	<0.005	<0.005	
3/19/2015							<0.005
4/6/2015			0.0011 (J)	<0.005			
4/7/2015					<0.005	<0.005	<0.005
4/23/2015			0.0007 (J)	<0.005	<0.005	<0.005	
4/24/2015							<0.005
5/9/2015	<0.005	<0.005					
5/18/2015	0.001 (J)						
5/19/2015		<0.005					
5/26/2015	0.00052 (J)	<0.005					
6/9/2015	0.00087 (J)	<0.005					
6/17/2015	<0.005	<0.005					
6/25/2015	<0.005	<0.005					
7/1/2015	0.0006 (J)	<0.005					
7/7/2015	<0.005	<0.005					
7/29/2015			<0.005	<0.005	0.00076 (J)	<0.005	<0.005
8/13/2015	<0.005	<0.005					
3/3/2016	<0.005	<0.005	0.00794 (J)				
3/4/2016				<0.005			
3/7/2016					<0.005	<0.005	<0.005
5/3/2016	<0.005						
5/5/2016					<0.005	<0.005	
5/9/2016		<0.005					<0.005
5/10/2016			0.00478 (J)	<0.005			
7/11/2016	0.001 (J)	<0.005					
7/13/2016			0.0003 (J)		<0.005	<0.005	
7/14/2016				<0.005			<0.005
9/9/2016	0.0006 (J)	<0.005					
9/12/2016						<0.005	<0.005
9/13/2016					<0.005		
9/14/2016				<0.005			
9/15/2016			0.0018 (J)				
10/26/2016		<0.005					
10/27/2016	<0.005						
10/31/2016					<0.005		<0.005
11/1/2016				<0.005		<0.005	
11/2/2016			0.0022 (J)				
1/9/2017	<0.005	<0.005					
1/11/2017			<0.005	<0.005		<0.005	<0.005
1/12/2017					<0.005		
3/15/2017		<0.005					
3/16/2017	<0.005						
3/20/2017			<0.005			<0.005	
3/21/2017				<0.005			<0.005
3/23/2017					<0.005		

ND substitution: RL or RL/2 if <15% NDs.

Time Series

Constituent: Cobalt (mg/L) Analysis Run 5/1/2026 4:04 PM

Plant Bowen Client: Southern Company Data: Bowen LF 3-8

	GWA-55R (bg)	GWA-56 (bg)	GWC-16R	GWC-17R	GWC-18	GWC-18R	GWC-19R
5/18/2017	<0.005	<0.005					
5/22/2017						<0.005	<0.005
5/23/2017			0.001 (J)	<0.005	<0.005		
9/15/2017		<0.005					
9/18/2017	<0.005						
9/20/2017							<0.005
9/21/2017			0.0006 (J)			<0.005	
9/22/2017				<0.005			
9/25/2017					<0.005		
3/12/2018	<0.005						
3/13/2018		<0.005					
3/14/2018			0.00058 (J)	<0.005	<0.005	<0.005	<0.005
9/7/2018	<0.005	<0.005	0.0034 (J)			<0.005	
9/10/2018							<0.005
9/11/2018				<0.005	<0.005		
3/7/2019	<0.005	<0.005					
3/11/2019			<0.005				
3/12/2019				<0.005	<0.005	<0.005	<0.005
9/4/2019		<0.005					
9/5/2019	<0.005						
9/6/2019						<0.005	
9/9/2019			<0.005		<0.005		<0.005
9/10/2019				<0.005			
3/4/2020	<0.005	<0.005	<0.005				<0.005
3/5/2020				<0.005		<0.005	
3/6/2020					<0.005		
9/4/2020	<0.005	<0.005					
9/9/2020			0.00069 (J)	<0.005	<0.005	<0.005	<0.005
2/25/2021	<0.005	<0.005					
2/26/2021					<0.005	<0.005	<0.005
3/9/2021			0.00047 (J)				
3/10/2021				<0.005			
7/28/2021	<0.005	<0.005					
7/29/2021					<0.005	<0.005	
7/30/2021			0.00052 (J)	<0.005			
8/3/2021							<0.005
1/26/2022		<0.005					
1/27/2022	<0.005					<0.005	<0.005
1/28/2022			<0.005	<0.005	<0.005		
8/5/2022		<0.005					
8/8/2022	<0.005						
8/9/2022							<0.005
8/10/2022					<0.005	<0.005	
8/11/2022			<0.005	<0.005			
2/9/2023					<0.005	<0.005	<0.005
2/10/2023			<0.005	<0.005			
8/3/2023				<0.005	<0.005		
8/4/2023			<0.005			<0.005	<0.005
2/14/2024					<0.005	<0.005	<0.005
2/15/2024			<0.005	<0.005			
7/31/2024			<0.005	<0.005	<0.005	<0.005	<0.005
2/19/2025						<0.005	

ND substitution: RL or RL/2 if <15% NDs.

Time Series

Constituent: Cobalt (mg/L) Analysis Run 5/1/2026 4:04 PM

Plant Bowen Client: Southern Company Data: Bowen LF 3-8

	GWA-55R (bg)	GWA-56 (bg)	GWC-16R	GWC-17R	GWC-18	GWC-18R	GWC-19R
2/20/2025					<0.005		<0.005
2/25/2025			<0.005	<0.005			
8/21/2025			<0.005				
8/22/2025				<0.005		<0.005	
8/26/2025					<0.005		
8/27/2025							<0.005
2/12/2026					<0.005	<0.005	<0.005
2/13/2026			0.00048 (J)	<0.005			

ND substitution: RL or RL/2 if <15% NDs.

Time Series

Constituent: Cobalt (mg/L) Analysis Run 5/1/2026 4:04 PM

Plant Bowen Client: Southern Company Data: Bowen LF 3-8

	GWC-20R	GWC-21R	GWC-22R	GWC-23R	GWC-24R	GWC-25R	GWC-26
9/16/2014					<0.005	0.0006 (J)	
9/18/2014	<0.005	<0.005	<0.005	<0.005			
10/4/2014					<0.005	<0.005	
10/5/2014	<0.005	<0.005	<0.005	<0.005			
10/22/2014	<0.005	<0.005	<0.005	<0.005			
10/23/2014					<0.005	<0.005	
11/5/2014	<0.005	<0.005	<0.005	<0.005			
11/10/2014					<0.005	<0.005	
3/4/2015	<0.005	<0.005	<0.005	<0.005	<0.005	<0.005	
3/19/2015	<0.005	<0.005	<0.005				
3/20/2015				<0.005	<0.005	<0.005	
4/7/2015	<0.005						
4/8/2015		<0.005	<0.005	<0.005	<0.005		
4/9/2015						<0.005	
4/23/2015				<0.005	<0.005	<0.005	
4/24/2015	<0.005	<0.005	<0.005				
7/30/2015	<0.005	<0.005	<0.005	<0.005	<0.005	<0.005	
3/4/2016					<0.005		
3/7/2016			<0.005				
3/8/2016	<0.005	0.00463 (J)				<0.005	
3/9/2016				<0.005			
5/4/2016						<0.005	
5/5/2016			<0.005		<0.005		
5/6/2016				<0.005			
5/9/2016	<0.005	0.00239 (J)					
7/12/2016					<0.005		
7/14/2016	<0.005		<0.005				
7/15/2016		0.0008 (J)		<0.005			
7/18/2016						<0.005	
9/9/2016		<0.005					
9/12/2016	<0.005		<0.005				
9/13/2016					<0.005	<0.005	
9/14/2016				<0.005			
10/27/2016		<0.005	<0.005		<0.005	<0.005	
10/31/2016	<0.005						
11/1/2016				<0.005			
1/12/2017	<0.005	<0.005					
1/13/2017			<0.005		<0.005	<0.005	
1/25/2017				<0.005			
3/16/2017						<0.005	
3/20/2017			<0.005		<0.005		
3/21/2017		0.0005 (J)					
3/22/2017	<0.005			<0.005			
5/19/2017					<0.005	<0.005	
5/22/2017	<0.005						
5/23/2017		<0.005	<0.005				
5/24/2017				<0.005			
9/19/2017	<0.005	<0.005	0.0012 (J)		<0.005	<0.005	
9/21/2017				<0.005			
3/13/2018			<0.005		<0.005	<0.005	
3/14/2018	<0.005	0.00083 (J)		<0.005			
9/7/2018			<0.005				

ND substitution: RL or RL/2 if <15% NDs.

Time Series

Constituent: Cobalt (mg/L) Analysis Run 5/1/2026 4:04 PM

Plant Bowen Client: Southern Company Data: Bowen LF 3-8

	GWC-20R	GWC-21R	GWC-22R	GWC-23R	GWC-24R	GWC-25R	GWC-26
9/10/2018	<0.005	0.00071 (J)					
9/11/2018				<0.005	<0.005	<0.005	
3/8/2019					<0.005	<0.005	
3/11/2019		0.00056 (J)	<0.005				
3/12/2019	<0.005			<0.005			
9/5/2019			0.0012 (J)		<0.005	<0.005	
9/6/2019	<0.005	0.00051 (J)		<0.005			
3/3/2020		<0.005	0.00078 (J)		<0.005	<0.005	
3/5/2020	<0.005			<0.005			
9/4/2020	<0.005					0.0012 (J)	
9/8/2020		<0.005	0.00087 (J)				
9/9/2020				<0.005	<0.005		
3/9/2021	<0.005	0.0004 (J)	0.00066 (J)		<0.005	<0.005	
3/10/2021				<0.005			
7/29/2021					<0.005		
7/30/2021				<0.005			
8/2/2021	<0.005	0.00048 (J)	0.00045 (J)			<0.005	
1/27/2022	<0.005		0.0011 (J)			<0.005	
1/28/2022		<0.005		<0.005	<0.005		
8/9/2022	<0.005				<0.005	<0.005	
8/10/2022		<0.005	0.00078 (J)				
8/11/2022				<0.005			
2/9/2023		<0.005	0.00043 (J)		<0.005	<0.005	
2/10/2023	<0.005			<0.005			
6/20/2023							<0.005
8/3/2023	<0.005		0.00047 (J)	0.00047 (J)	<0.005	<0.005	
8/4/2023		<0.005					
8/7/2023							<0.005
10/12/2023							<0.005
12/12/2023							<0.005
2/15/2024	<0.005	<0.005	0.0004 (J)		<0.005		
2/16/2024				0.00034 (J)		<0.005	
2/29/2024							<0.005
4/23/2024							<0.005
6/12/2024							<0.005
7/31/2024			0.00034 (J)	<0.005	<0.005	<0.005	
8/1/2024	<0.005						
8/2/2024		<0.005					
8/27/2024							<0.005
2/20/2025	<0.005		<0.005				
2/24/2025					<0.005		
2/25/2025		<0.005		<0.005		<0.005	
3/4/2025							<0.005
8/15/2025							<0.005
8/18/2025						<0.005	
8/21/2025				<0.005			
8/22/2025		<0.005					
8/26/2025	<0.005		<0.005		<0.005		
2/12/2026	<0.005				<0.005		
2/13/2026			0.00027 (J)	<0.005		<0.005	
2/17/2026		<0.005					
2/24/2026							<0.005

ND substitution: RL or RL/2 if <15% NDs.

Time Series

Constituent: Cobalt (mg/L) Analysis Run 5/1/2026 4:04 PM

Plant Bowen Client: Southern Company Data: Bowen LF 3-8

	GWC-27	GWC-27R	GWC-28	GWC-29	GWC-29R	GWC-30	GWC-31
6/20/2023			<0.005				
6/23/2023	<0.005	<0.005					0.00074 (J)
6/26/2023				0.00053 (J)			
6/27/2023					<0.005	<0.005	
8/7/2023	<0.005	<0.005		<0.005			
8/8/2023			<0.005				
8/9/2023						<0.005	0.00076 (J)
8/10/2023					0.00045 (J)		
10/11/2023				<0.005			0.00046 (J)
10/12/2023	0.00035 (J)	<0.005	0.00038 (J)				
10/13/2023					<0.005	<0.005	
12/12/2023	0.00042 (J)	<0.005	<0.005	<0.005			0.00036 (J)
12/13/2023					<0.005	<0.005	
2/29/2024	<0.005	<0.005		<0.005			
3/1/2024					<0.005	<0.005	0.00066 (J)
3/4/2024			<0.005				
4/23/2024	<0.005	<0.005		<0.005			0.00061 (J)
4/24/2024			<0.005		<0.005	<0.005	
6/11/2024				<0.005			
6/12/2024	<0.005		<0.005		<0.005	<0.005	0.00041 (J)
6/13/2024		<0.005					
8/26/2024	<0.005	<0.005		<0.005			0.00034 (J)
8/27/2024			0.00043 (J)		<0.005	<0.005	
3/4/2025	<0.005	<0.005					
3/5/2025				<0.005		<0.005	<0.005
3/6/2025			<0.005		<0.005		
8/18/2025		<0.005		<0.005			
8/19/2025			<0.005		<0.005	<0.005	
8/20/2025	<0.005						<0.005
2/25/2026							0.00028 (J)
2/26/2026				<0.005	<0.005		
2/27/2026						<0.005	
3/2/2026	0.00026 (J)	<0.005	0.0005 (J)				

ND substitution: RL or RL/2 if <15% NDs.

Time Series

Constituent: Cobalt (mg/L) Analysis Run 5/1/2026 4:04 PM

Plant Bowen Client: Southern Company Data: Bowen LF 3-8

	GWC-31R	GWC-32	GWC-33R	GWC-34	GWC-34R	GWC-35	GWC-36A
4/6/2022							<0.005
8/8/2022							<0.005
2/8/2023							<0.005
6/21/2023			<0.005	0.013	0.0022 (J)		
6/23/2023	<0.005						
6/26/2023		0.00043 (J)					
6/28/2023						<0.005	
8/2/2023							<0.005
8/7/2023				0.013	0.0023 (J)		
8/8/2023			<0.005				
8/9/2023	<0.005	0.0006 (J)					
8/10/2023						<0.005	
10/10/2023				0.014	0.0027 (J)		
10/11/2023	<0.005		<0.005			0.00032 (J)	
10/13/2023		0.0007 (J)					
12/12/2023	<0.005						
12/13/2023		0.00071 (J)	<0.005	0.014	0.0025 (J)	<0.005	
2/13/2024							<0.005
2/29/2024		0.00069 (J)		0.014	0.0025 (J)	<0.005	
3/4/2024	<0.005		<0.005				
4/23/2024	<0.005		<0.005				
4/24/2024		0.00044 (J)		0.014	0.0027 (J)	<0.005	
6/11/2024	<0.005						
6/12/2024		0.00046 (J)					
6/13/2024			<0.005	0.014	0.0025 (J)	<0.005	
7/30/2024							<0.005
8/26/2024	<0.005						
8/27/2024		0.00046 (J)	<0.005			<0.005	
8/28/2024				0.016	0.0027 (J)		
2/19/2025							<0.005
3/5/2025	<0.005		<0.005			<0.005	
3/6/2025		<0.005					
8/15/2025						<0.005	
8/19/2025	<0.005		<0.005				
8/20/2025		<0.005					
8/21/2025							<0.005
9/4/2025				0.015	0.0028 (J)		
2/12/2026							<0.005
2/24/2026						<0.005	
2/27/2026	<0.005						
3/2/2026		0.00029 (J)		0.017	0.0034 (J)		
3/3/2026			0.00019 (J)				

ND substitution: RL or RL/2 if <15% NDs.

Time Series

Constituent: Cobalt (mg/L) Analysis Run 5/1/2026 4:04 PM

Plant Bowen Client: Southern Company Data: Bowen LF 3-8

	GWC-36RA	GWC-37	GWC-38	GWC-57	GWC-25	GWC-31S	GWC-58
9/15/2014	0.0039						
9/16/2014		0.00077 (J)	0.0028				
10/3/2014	<0.005	0.0013	0.0029				
10/20/2014	0.0014	0.001 (J)	0.0022				
11/10/2014	<0.005	<0.005	0.0022				
3/2/2015	<0.005	<0.005	0.012 (O)				
3/17/2015	<0.005	<0.005	0.0044				
4/5/2015	<0.005	<0.005					
4/6/2015			0.002				
4/21/2015	0.0012 (J)						
4/22/2015		<0.005	0.0016				
7/28/2015	0.0012 (J)	<0.005	0.0017				
3/1/2016	<0.005	0.00202 (J)					
3/2/2016			<0.01 (O)				
5/2/2016	<0.005						
5/3/2016		<0.005	<0.01 (O)				
7/6/2016	<0.005						
7/7/2016			0.0015 (J)				
7/8/2016		0.0004 (J)					
9/7/2016	<0.005	0.0009 (J)					
9/8/2016			0.0018 (J)				
10/25/2016	<0.005	0.0022 (J)	0.0019 (J)				
1/5/2017	<0.005						
1/6/2017		0.0011 (J)					
2/9/2017			0.0017 (J)				
3/14/2017	<0.005	0.0009 (J)					
3/23/2017			0.0018 (J)				
5/16/2017	<0.005	<0.005					
5/17/2017			0.0016 (J)				
9/15/2017	<0.005	<0.005					
9/19/2017			0.0012 (J)				
3/12/2018	<0.005	<0.005					
3/13/2018			0.0013 (J)				
9/6/2018	<0.005	<0.005	0.00094 (J)				
3/6/2019		<0.005					
3/7/2019	<0.005		0.00087 (J)				
9/4/2019	<0.005	<0.005	0.00094 (J)				
3/2/2020	<0.005	<0.005	0.0011 (J)				
9/3/2020		<0.005	0.00091 (J)				
9/14/2020	<0.005						
2/24/2021		<0.005	0.0011 (J)				
3/26/2021	<0.005						
7/27/2021	0.00096 (J)						
7/28/2021		<0.005	0.001 (J)				
1/25/2022			0.0011 (J)				
1/26/2022	<0.005	<0.005					
8/5/2022			0.00095 (J)				
8/8/2022	<0.005	<0.005					
2/8/2023	<0.005	<0.005	0.001 (J)				
6/21/2023				0.0012 (J)			
8/2/2023		<0.005	0.001 (J)				
8/3/2023	<0.005						

ND substitution: RL or RL/2 if <15% NDs.

Time Series

Constituent: Cobalt (mg/L) Analysis Run 5/1/2026 4:04 PM

Plant Bowen Client: Southern Company Data: Bowen LF 3-8

	GWC-36RA	GWC-37	GWC-38	GWC-57	GWC-25	GWC-31S	GWC-58
8/8/2023				0.0012 (J)			
10/10/2023				0.0012 (J)			
12/13/2023				0.0012 (J)			
2/13/2024	<0.005	<0.005	0.001 (J)				
3/4/2024				0.00072 (J)			
4/24/2024				0.00062 (J)			
6/13/2024				0.00082 (J)			
7/30/2024	<0.005	<0.005	0.00083 (J)				
8/27/2024				0.00089 (J)			
2/19/2025	<0.005	<0.005	0.0032 (J)				
3/4/2025				<0.005			
8/15/2025				<0.005			
8/21/2025	<0.005		<0.005				
8/27/2025		<0.005					
2/12/2026	<0.005	0.00012 (J)	0.0016 (J)				
2/16/2026					<0.005		
3/2/2026				0.00083 (J)		<0.005	0.00013 (J)

ND substitution: RL or RL/2 if <15% NDs.

Time Series

Constituent: Copper (mg/L) Analysis Run 5/1/2026 4:04 PM

Plant Bowen Client: Southern Company Data: Bowen LF 3-8

	GWA-1 (bg)	GWA-2 (bg)	GWA-2R (bg)	GWA-3A (bg)	GWA-4RZ (bg)	GWA-39RZ (bg)	GWA-39Z (bg)
8/23/2007	0.0066	<0.005	0.0036	0.017			
10/23/2007	0.0076						
10/24/2007		0.0088	<0.005				
11/2/2007				0.016			
11/18/2007	0.0055	0.0075	0.013	0.048			
1/30/2008	0.0094						
1/31/2008		<0.005	0.0069	0.039			
3/10/2008	0.0056		0.0044				
3/11/2008		0.0068		0.037			
5/6/2008		<0.005					
5/13/2008	0.0027		0.0033				
5/14/2008				0.051			
12/4/2008		0.013	<0.005				
12/5/2008	<0.005			0.038			
4/15/2009	0.0025			0.033			
4/21/2009		<0.005	<0.005				
5/20/2009					0.0079		
10/7/2009	0.0076	<0.005					
10/8/2009			<0.005	0.037			
10/19/2009					0.0038		
4/21/2010			<0.005				
4/26/2010		<0.005					
4/27/2010					0.0029		
4/28/2010				0.037			
5/3/2010	<0.005						
9/28/2010			<0.005				
10/4/2010		0.0027			0.02		
10/6/2010				0.041			
10/12/2010	<0.005						
4/12/2011			<0.005				
4/13/2011		0.0029					
4/14/2011					0.0034		
4/21/2011				0.034			
4/27/2011	<0.005						
10/4/2011			<0.005				
10/5/2011		<0.005			<0.005		
10/13/2011				0.048			
10/17/2011	<0.005						
4/3/2012			<0.005				
4/11/2012		<0.005			<0.005		
5/1/2012				0.0427			
5/2/2012	<0.005						
10/2/2012					0.0065		
10/8/2012	<0.005						
10/9/2012		<0.005	<0.005	0.038			
4/11/2013			<0.005	0.038	0.0066		
4/12/2013	<0.005						
4/15/2013		<0.005					
10/15/2013		<0.005					
10/16/2013	<0.005		<0.005	0.036			
10/21/2013					<0.005		
4/10/2014			0.0011 (J)				

ND substitution: RL or RL/2 if <15% NDs.

Time Series

Constituent: Copper (mg/L) Analysis Run 5/1/2026 4:04 PM

Plant Bowen Client: Southern Company Data: Bowen LF 3-8

	GWA-1 (bg)	GWA-2 (bg)	GWA-2R (bg)	GWA-3A (bg)	GWA-4RZ (bg)	GWA-39RZ (bg)	GWA-39Z (bg)
4/11/2014	0.00094 (J)						
4/22/2014		<0.005					
4/23/2014				0.03	<0.005		
9/30/2014	<0.005	<0.005	<0.005				
10/4/2014				0.029	0.017		
3/30/2015	0.0033 (J)	<0.005	<0.005				
3/31/2015				0.026	0.0023 (J)		
10/11/2015					0.0031 (J)		
10/12/2015				0.05			
10/13/2015	0.0013 (J)	<0.005	<0.005				
3/14/2016							<0.005
3/22/2016	<0.005						
3/23/2016		<0.005	<0.005	0.0297			
5/11/2016							<0.005
7/19/2016							0.0005 (J)
7/29/2016	<0.005	0.0032 (J)	0.0006 (J)	0.0419			
9/15/2016							<0.005
11/2/2016							<0.005
1/18/2017							<0.005
2/21/2017						<0.005	
3/27/2017						<0.005	
3/28/2017							0.0005 (J)
3/30/2017	0.0004 (J)	<0.005		0.0392			
4/3/2017			0.0004 (J)				
4/7/2017					0.0004 (J)		
9/26/2017							0.0005 (J)
9/29/2017						<0.005	
10/2/2017	0.0003 (J)	<0.005	0.0003 (J)				
10/3/2017					<0.005		
10/4/2017				0.0343			
3/14/2018							<0.005
3/16/2018	<0.005		<0.005			<0.005	
3/19/2018		0.0025 (J)		0.033			
3/21/2018					<0.005		
9/12/2018							<0.005
9/14/2018		<0.005	<0.005			0.002 (J)	
9/17/2018	<0.005			0.033			
9/18/2018					<0.005		
3/14/2019						<0.005	
3/15/2019							<0.005
3/19/2019			<0.005				
3/20/2019	<0.005	<0.005		0.026			
3/21/2019					<0.005		
9/9/2019							<0.005
9/11/2019						0.0014 (J)	
9/12/2019	<0.005	<0.005					
9/13/2019			0.00055 (J)	0.026	0.00045 (J)		
3/9/2020						0.011 (J)	0.0007 (J)
3/11/2020	<0.005	0.0002 (J)	0.0011 (J)	0.027			
3/12/2020					0.0002 (J)		
9/10/2020							<0.005
9/15/2020	<0.005	<0.005	<0.005				

ND substitution: RL or RL/2 if <15% NDs.

Time Series

Constituent: Copper (mg/L) Analysis Run 5/1/2026 4:04 PM

Plant Bowen Client: Southern Company Data: Bowen LF 3-8

	GWA-1 (bg)	GWA-2 (bg)	GWA-2R (bg)	GWA-3A (bg)	GWA-4RZ (bg)	GWA-39RZ (bg)	GWA-39Z (bg)
9/16/2020						<0.005	
9/17/2020					<0.005		
3/12/2021							<0.005
3/16/2021	<0.005		<0.005		<0.005	<0.005	
3/17/2021		<0.005					
3/29/2021				<0.005			
8/4/2021							<0.005
8/6/2021						<0.005	
8/9/2021	<0.005	<0.005	0.0013 (J)	<0.005			
8/10/2021					<0.005		
1/31/2022							<0.005
2/1/2022	<0.005	<0.005	0.00096 (J)				
2/2/2022				<0.005		<0.005	
2/3/2022					<0.005		
8/10/2022							<0.005
8/16/2022	<0.005	<0.005	<0.005	<0.005		<0.005	
8/17/2022					<0.005		
2/13/2023							<0.005
2/14/2023						<0.005	
2/16/2023	<0.005	<0.005	0.0011 (J)				
2/17/2023				<0.005	<0.005		
7/25/2023						<0.005	
7/26/2023							<0.005
7/27/2023	0.0012 (J)	<0.005	0.0017 (J)				
7/28/2023					<0.005		
8/1/2023				<0.005			
2/19/2024						<0.005	<0.005
2/22/2024	<0.005	<0.005		<0.005			
2/26/2024			<0.005				
2/27/2024					<0.005		
8/1/2024						<0.005	<0.005
8/6/2024			<0.005				
8/7/2024	<0.005	0.00082 (J)					
8/8/2024				<0.005	<0.005		
2/25/2025							<0.005
2/26/2025				<0.005		<0.005	
2/27/2025	<0.005	<0.005	<0.005				
2/28/2025					<0.005		
8/28/2025						<0.005	<0.005
9/2/2025	<0.005	<0.005	<0.005	<0.005			
9/3/2025					<0.005		
2/17/2026				<0.005			
2/18/2026	<0.005	<0.005	<0.005		<0.005	<0.005	<0.005

ND substitution: RL or RL/2 if <15% NDs.

Time Series

Constituent: Copper (mg/L) Analysis Run 5/1/2026 4:04 PM

Plant Bowen Client: Southern Company Data: Bowen LF 3-8

	GWA-40 (bg)	GWA-41 (bg)	GWA-41R (bg)	GWA-42 (bg)	GWA-43 (bg)	GWA-43R (bg)	GWA-50 (bg)
12/12/2008							0.018
4/23/2009							0.013
10/6/2009							0.012
4/27/2010							0.0095
9/30/2010							0.0087
4/14/2011							0.0061
10/5/2011							<0.025
4/11/2012							<0.025
10/2/2012							<0.025
4/9/2013							0.0053
10/15/2013							0.0076
4/10/2014							0.005
10/1/2014							0.0047 (J)
3/30/2015							0.0048 (J)
10/11/2015							0.0055
3/11/2016				<0.005	<0.005	<0.005	
3/15/2016	<0.005	<0.005	<0.005				
3/28/2016							<0.025
5/11/2016	<0.005						
5/12/2016		<0.005					
5/13/2016			<0.005		<0.005	<0.005	
5/16/2016				<0.005			
7/19/2016					<0.005	<0.005	
7/20/2016		<0.005					
7/21/2016	<0.005		0.0005 (J)				
7/22/2016				<0.005			
8/1/2016							0.0025 (J)
9/15/2016	<0.005	0.0007 (J)					
9/16/2016					<0.005	<0.005	
9/19/2016				0.003 (J)			
9/21/2016			<0.005				
11/2/2016					<0.005	<0.005	
11/3/2016	<0.005	<0.005	<0.005	<0.005			
1/17/2017	<0.005		<0.005	<0.005			
1/18/2017		<0.005			<0.005	<0.005	
3/24/2017	<0.005	<0.005					
3/27/2017			<0.005	<0.005			
3/28/2017					0.0004 (J)	0.0005 (J)	
4/7/2017							0.003 (J)
9/22/2017					0.0004 (J)	0.0006 (J)	
9/25/2017		0.0003 (J)	0.0007 (J)				
9/26/2017	<0.005			<0.005			
10/2/2017							0.0031 (J)
3/14/2018	<0.005	<0.005	0.0021 (J)	<0.005	<0.005		
3/15/2018						<0.005	
3/16/2018							0.0037 (J)
9/12/2018	<0.005	<0.005	<0.005		<0.005	<0.005	
9/14/2018				<0.005			
9/17/2018							0.0028 (J)
3/13/2019	<0.005				<0.005	0.0015 (J)	
3/14/2019		<0.005	0.0022 (J)	<0.005			
3/19/2019							0.0023 (J)

ND substitution: RL or RL/2 if <15% NDs.

Time Series

Constituent: Copper (mg/L) Analysis Run 5/1/2026 4:04 PM

Plant Bowen Client: Southern Company Data: Bowen LF 3-8

	GWA-40 (bg)	GWA-41 (bg)	GWA-41R (bg)	GWA-42 (bg)	GWA-43 (bg)	GWA-43R (bg)	GWA-50 (bg)
9/9/2019	0.0022 (J)						
9/10/2019		0.00044 (J)	0.0022 (J)	<0.005			
9/11/2019					0.00036 (J)	0.00026 (J)	
9/13/2019							0.0023 (J)
3/6/2020		0.00093 (J)		0.00019 (J)			
3/9/2020	<0.005		0.0014 (J)		0.00035 (J)	0.00035 (J)	
3/11/2020							0.0026 (J)
9/10/2020		<0.005	<0.005	<0.005			
9/11/2020	<0.005				<0.005		
9/14/2020						<0.005	
9/16/2020							0.0018 (J)
3/10/2021	<0.005		<0.005				
3/11/2021		<0.005		<0.005	<0.005	<0.005	
3/17/2021							0.0019 (J)
8/4/2021	<0.005	<0.005	0.0008 (J)	<0.005			
8/5/2021						<0.005	
8/6/2021					<0.005		
8/9/2021							0.0017 (J)
1/31/2022	<0.005	<0.005	0.0028 (J)	<0.005	0.0014 (J)	<0.005	
2/1/2022							0.0017 (J)
8/10/2022				<0.005		<0.005	
8/11/2022		<0.005	<0.005		<0.005		
8/12/2022	<0.005						
8/16/2022							0.0014 (J)
2/13/2023	<0.005	<0.005	0.0012 (J)	<0.005		<0.005	
2/14/2023					<0.005		
2/16/2023							0.0015 (J)
7/25/2023		<0.005	<0.005		<0.005	<0.005	
7/26/2023	<0.005			<0.005			
7/28/2023							0.0023 (J)
2/19/2024	<0.005	<0.005	0.0011 (J)				
2/20/2024				<0.005	0.00068 (J)	<0.005	
2/22/2024							0.0015 (J)
8/1/2024	<0.005	<0.005	0.00053 (J)	<0.005			
8/2/2024					<0.005	<0.005	
8/8/2024							0.0018 (J)
2/25/2025	<0.005	<0.005	0.0035 (J)	<0.005	<0.005	<0.005	
2/27/2025							0.0017 (J)
8/27/2025	<0.005		<0.005				
8/28/2025		<0.005		<0.005	<0.005	<0.005	
9/2/2025							0.0016 (J)
2/16/2026	<0.005	<0.005	<0.005	0.00074 (J)	<0.005	<0.005	
2/17/2026							0.0017 (J)

Time Series

Constituent: Copper (mg/L) Analysis Run 5/1/2026 4:04 PM

Plant Bowen Client: Southern Company Data: Bowen LF 3-8

	GWA-50R (bg)	GWA-51RZ (bg)	GWA-52 (bg)	GWA-53 (bg)	GWA-53R (bg)	GWA-54 (bg)	GWA-55 (bg)
12/12/2008	0.064 (O)						
4/23/2009	0.034						
10/6/2009	0.026						
5/3/2010	0.014						
10/11/2010	0.014						
4/27/2011	0.028						
10/19/2011	<0.005						
5/1/2012	<0.005						
10/2/2012	0.011						
4/10/2013	0.018						
10/16/2013	0.016						
4/22/2014	0.014						
10/1/2014	0.0041 (J)						
3/30/2015	0.012						
5/8/2015		<0.005	<0.005		<0.005		
5/9/2015				<0.005		<0.005	<0.005
5/17/2015		0.0015 (J)	<0.005		<0.005		
5/18/2015				<0.005		<0.005	<0.005
5/25/2015		<0.005	<0.005	<0.005	<0.005	<0.005	
5/26/2015							<0.005
6/8/2015		<0.005	<0.005	<0.005	<0.005		
6/9/2015						<0.005	<0.005
6/17/2015				<0.005		<0.005	<0.005
6/18/2015		<0.005	<0.005		<0.005		
6/24/2015		0.0012 (J)	0.00082 (J)	<0.005	<0.005		
6/25/2015						<0.005	<0.005
6/30/2015		0.00096 (J)	<0.005	<0.005	0.00093 (J)		
7/1/2015						<0.005	<0.005
7/6/2015		0.00091 (J)	<0.005	<0.005	<0.005		
7/7/2015						<0.005	0.0011 (J)
8/12/2015		<0.005	<0.005	<0.005	<0.005	<0.005	
8/13/2015							<0.005
10/11/2015	0.0049 (J)						
12/8/2015		<0.005					
2/29/2016			<0.005				
3/2/2016				<0.005	<0.005	<0.005	<0.005
3/28/2016	0.00734 (J)						
7/7/2016		0.0066 (J)					
7/8/2016			<0.005	<0.005		<0.005	
7/11/2016					<0.005		<0.005
8/1/2016	0.0049 (J)						
3/15/2017		<0.005	<0.005			<0.005	
3/16/2017				<0.005	<0.005		<0.005
4/3/2017	0.0023 (J)						
9/15/2017			<0.005			0.0007 (J)	<0.005
9/19/2017		<0.005		0.0003 (J)	0.0003 (J)		
10/2/2017	0.0023 (J)						
3/12/2018							<0.005
3/13/2018		<0.005	<0.005	<0.005	<0.005	<0.005	
3/16/2018	0.0035 (J)						
9/6/2018			<0.005			<0.005	
9/7/2018		<0.005					<0.005

ND substitution: RL or RL/2 if <15% NDs.

Time Series

Constituent: Copper (mg/L) Analysis Run 5/1/2026 4:04 PM

Plant Bowen Client: Southern Company Data: Bowen LF 3-8

	GWA-50R (bg)	GWA-51RZ (bg)	GWA-52 (bg)	GWA-53 (bg)	GWA-53R (bg)	GWA-54 (bg)	GWA-55 (bg)
9/11/2018				<0.005	<0.005		
9/18/2018	0.0041 (J)						
3/7/2019			<0.005			<0.005	
3/8/2019		<0.005		<0.005			<0.005
3/12/2019					<0.005		
3/19/2019	0.0029 (J)						
9/4/2019			<0.005				
9/5/2019		<0.005		<0.005	<0.005	<0.005	<0.005
9/12/2019	0.0028 (J)						
3/2/2020			0.00024 (J)				
3/3/2020		0.00041 (J)				0.00025 (J)	<0.005
3/4/2020				0.00053 (J)	<0.005		
3/11/2020	0.0035 (J)						
9/3/2020			<0.005				
9/4/2020							<0.005
9/8/2020				<0.005	<0.005	<0.005	
9/9/2020		0.0019 (J)					
9/15/2020	0.0031 (J)						
2/24/2021			<0.005				
2/25/2021		<0.005				<0.005	<0.005
2/26/2021				<0.005	<0.005		
3/17/2021	0.0024 (J)						
7/27/2021			<0.005			<0.005	
7/28/2021		<0.005					<0.005
7/29/2021				<0.005	<0.005		
8/9/2021	0.0028 (J)						
1/25/2022			<0.005			<0.005	
1/26/2022		<0.005		<0.005	<0.005		<0.005
2/2/2022	0.0033 (J)						
8/5/2022			<0.005			<0.005	
8/8/2022				<0.005	<0.005		<0.005
8/9/2022		<0.005					
8/17/2022	0.0098						
2/16/2023	0.0028 (J)						
7/28/2023	0.0034 (J)						
2/22/2024	0.003 (J)						
8/8/2024	0.0027 (J)						
2/28/2025	0.004 (J)						
9/2/2025	0.0032 (J)						
2/17/2026	0.0033 (J)						

ND substitution: RL or RL/2 if <15% NDs.

Time Series

Constituent: Copper (mg/L) Analysis Run 5/1/2026 4:04 PM

Plant Bowen Client: Southern Company Data: Bowen LF 3-8

	GWA-55R (bg)	GWA-56 (bg)	GWC-16R	GWC-17R	GWC-18	GWC-18R	GWC-19R
9/16/2014			0.0042 (J)				
9/17/2014				<0.005	<0.005	<0.005	<0.005
10/4/2014			0.0024 (J)	0.0012 (J)	<0.005	0.00086 (J)	<0.005
10/21/2014			0.002 (J)	0.0011 (J)	<0.005	<0.005	<0.005
11/5/2014					<0.005		<0.005
11/11/2014			0.0021 (J)	0.0015 (J)		<0.005	
3/3/2015			0.0017 (J)	0.0012 (J)	<0.005	<0.005	<0.005
3/18/2015			0.0019 (J)	<0.005	<0.005	<0.005	
3/19/2015							<0.005
4/6/2015			0.0014 (J)	0.00083 (J)			
4/7/2015					<0.005	<0.005	<0.005
4/23/2015			0.0022 (J)	0.0012 (J)	<0.005	<0.005	
4/24/2015							<0.005
5/9/2015	<0.005	<0.005					
5/18/2015	0.00093 (J)						
5/19/2015		<0.005					
5/26/2015	<0.005	<0.005					
6/9/2015	0.0014 (J)	<0.005					
6/17/2015	<0.005	<0.005					
6/25/2015	<0.005	<0.005					
7/1/2015	0.0014 (J)	<0.005					
7/7/2015	<0.005	<0.005					
7/29/2015			0.00098 (J)	<0.005	<0.005	<0.005	<0.005
8/13/2015	<0.005	<0.005					
3/3/2016	<0.005	<0.005	<0.005				
3/4/2016				<0.005			
3/7/2016					<0.005	<0.005	<0.005
7/11/2016	<0.005	<0.005					
7/13/2016			0.0022 (J)		<0.005	<0.005	
7/14/2016				0.0124 (J)			<0.005
3/15/2017		0.0003 (J)					
3/16/2017	0.0003 (J)						
3/20/2017			0.002 (J)			<0.005	
3/21/2017				0.0005 (J)			0.0006 (J)
3/23/2017					<0.005		
9/15/2017		0.002 (J)					
9/18/2017	<0.005						
9/20/2017							0.0003 (J)
9/21/2017			0.0018 (J)			0.0003 (J)	
9/22/2017				0.0007 (J)			
9/25/2017					<0.005		
3/12/2018	<0.005						
3/13/2018		<0.005					
3/14/2018			0.0017 (J)	<0.005	<0.005	<0.005	<0.005
9/7/2018	<0.005	<0.005	<0.005			<0.005	
9/10/2018							<0.005
9/11/2018				<0.005	<0.005		
3/7/2019	<0.005	<0.005					
3/11/2019			0.0018 (J)				
3/12/2019				<0.005	<0.005	<0.005	<0.005
9/4/2019		0.00047 (J)					
9/5/2019	<0.005						

ND substitution: RL or RL/2 if <15% NDs.

Time Series

Constituent: Copper (mg/L) Analysis Run 5/1/2026 4:04 PM

Plant Bowen Client: Southern Company Data: Bowen LF 3-8

	GWA-55R (bg)	GWA-56 (bg)	GWC-16R	GWC-17R	GWC-18	GWC-18R	GWC-19R
9/6/2019						<0.005	
9/9/2019			0.00082 (J)		<0.005		<0.005
9/10/2019				<0.005			
3/4/2020	<0.005	0.0003 (J)	0.0024 (J)				0.00036 (J)
3/5/2020				0.00023 (J)		<0.005	
3/6/2020					0.00023 (J)		
9/4/2020	<0.005	<0.005					
9/9/2020			<0.005	<0.005	<0.005	<0.005	<0.005
2/25/2021	<0.005	<0.005					
2/26/2021					<0.005	<0.005	<0.005
3/9/2021			0.0025 (J)				
3/10/2021				<0.005			
7/28/2021	<0.005	<0.005					
7/29/2021					<0.005	<0.005	
7/30/2021			0.0024 (J)	<0.005			
8/3/2021							<0.005
1/26/2022		<0.005					
1/27/2022	<0.005					<0.005	<0.005
1/28/2022			0.00088 (J)	<0.005	<0.005		
8/5/2022		<0.005					
8/8/2022	<0.005						
8/9/2022							<0.005
8/10/2022					<0.005	<0.005	
8/11/2022			<0.005	<0.005			
2/9/2023					<0.005	<0.005	<0.005
2/10/2023			0.0012 (J)	<0.005			
8/3/2023				<0.005	<0.005		
8/4/2023			<0.005			<0.005	<0.005
2/14/2024					<0.005	<0.005	<0.005
2/15/2024			0.0017 (J)	<0.005			
7/31/2024			0.0011 (J)	<0.005	<0.005	<0.005	<0.005
2/19/2025						<0.005	
2/20/2025					<0.005		<0.005
2/25/2025			<0.005	<0.005			
8/21/2025			0.0016 (J)				
8/22/2025				<0.005		<0.005	
8/26/2025					<0.005		
8/27/2025							<0.005
2/12/2026					<0.005	<0.005	<0.005
2/13/2026			0.0012 (J)	<0.005			

ND substitution: RL or RL/2 if <15% NDs.

Time Series

Constituent: Copper (mg/L) Analysis Run 5/1/2026 4:04 PM

Plant Bowen Client: Southern Company Data: Bowen LF 3-8

	GWC-20R	GWC-21R	GWC-22R	GWC-23R	GWC-24R	GWC-25R	GWC-26
9/16/2014					<0.005	<0.005	
9/18/2014	<0.005	<0.005	<0.005	<0.005			
10/4/2014					<0.005	<0.005	
10/5/2014	<0.005	0.0016 (J)	<0.005	<0.005			
10/22/2014	<0.005	0.0018 (J)	<0.005	<0.005			
10/23/2014					<0.005	<0.005	
11/5/2014	<0.005	0.0015 (J)	<0.005	0.001 (J)			
11/10/2014					<0.005	<0.005	
3/4/2015	<0.005	<0.005	<0.005	0.0014 (J)	<0.005	<0.005	
3/19/2015	<0.005	<0.005	<0.005				
3/20/2015				<0.005	<0.005	<0.005	
4/7/2015	<0.005						
4/8/2015		<0.005	<0.005	0.0014 (J)	<0.005		
4/9/2015						<0.005	
4/23/2015				<0.005	0.0011 (J)	<0.005	
4/24/2015	<0.005	0.0016 (J)	<0.005				
7/30/2015	<0.005	<0.005	<0.005	<0.005	<0.005	<0.005	
3/4/2016					<0.005		
3/7/2016			<0.005				
3/8/2016	<0.005	<0.005				<0.005	
3/9/2016				<0.005			
7/12/2016					<0.005		
7/14/2016	<0.005		<0.005				
7/15/2016		0.0009 (J)		<0.005			
7/18/2016						<0.005	
3/16/2017						0.0002 (J)	
3/20/2017			0.0012 (J)		0.0003 (J)		
3/21/2017		0.0009 (J)					
3/22/2017	<0.005			0.0005 (J)			
9/19/2017	0.0008 (J)	0.0006 (J)	<0.005		<0.005	<0.005	
9/21/2017				0.0005 (J)			
3/13/2018			<0.005		<0.005	<0.005	
3/14/2018	<0.005	<0.005		<0.005			
9/7/2018			<0.005				
9/10/2018	<0.005	<0.005					
9/11/2018				<0.005	<0.005	<0.005	
3/8/2019					<0.005	0.0018 (J)	
3/11/2019		<0.005	<0.005				
3/12/2019	<0.005			<0.005			
9/5/2019			<0.005		0.0012 (J)	<0.005	
9/6/2019	<0.005	0.01 (J)		0.00037 (J)			
3/3/2020		0.00049 (J)	0.00022 (J)		0.00097 (J)	0.00027 (J)	
3/5/2020	<0.005			0.0003 (J)			
9/4/2020	<0.005					<0.005	
9/8/2020		<0.005	<0.005				
9/9/2020				<0.005	0.0017 (J)		
3/9/2021	<0.005	<0.005	<0.005		<0.005	<0.005	
3/10/2021				<0.005			
7/29/2021					0.00051 (J)		
7/30/2021				<0.005			
8/2/2021	<0.005	0.00081 (J)	<0.005			<0.005	
1/27/2022	<0.005		<0.005			<0.005	

ND substitution: RL or RL/2 if <15% NDs.

Time Series

Constituent: Copper (mg/L) Analysis Run 5/1/2026 4:04 PM

Plant Bowen Client: Southern Company Data: Bowen LF 3-8

	GWC-20R	GWC-21R	GWC-22R	GWC-23R	GWC-24R	GWC-25R	GWC-26
1/28/2022		<0.005		0.00068 (J)	<0.005		
8/9/2022	<0.005				<0.005	<0.005	
8/10/2022		<0.005	<0.005				
8/11/2022				<0.005			
2/9/2023		0.0011 (J)	<0.005		<0.005	<0.005	
2/10/2023	<0.005			<0.005			
6/20/2023							<0.005
8/3/2023	<0.005		<0.005	<0.005	<0.005	<0.005	
8/4/2023		0.0016 (J)					
8/7/2023							<0.005
10/12/2023							<0.005
12/12/2023							<0.005
2/15/2024	<0.005	0.00092 (J)	<0.005		0.00053 (J)		
2/16/2024				<0.005		<0.005	
2/29/2024							<0.005
4/23/2024							<0.005
6/12/2024							<0.005
7/31/2024			<0.005	0.0018 (J)	<0.005	<0.005	
8/1/2024	<0.005						
8/2/2024		0.0011 (J)					
8/27/2024							<0.005
2/20/2025	<0.005		<0.005				
2/24/2025					0.0013 (J)		
2/25/2025		<0.005		<0.005		<0.005	
3/4/2025							<0.005
8/15/2025							<0.005
8/18/2025						<0.005	
8/21/2025				<0.005			
8/22/2025		0.0015 (J)					
8/26/2025	<0.005		<0.005		<0.005		
2/12/2026	<0.005				<0.005		
2/13/2026			0.0024 (J)	<0.005		<0.005	
2/17/2026		0.0008 (J)					
2/24/2026							<0.005

ND substitution: RL or RL/2 if <15% NDs.

Time Series

Constituent: Copper (mg/L) Analysis Run 5/1/2026 4:04 PM

Plant Bowen Client: Southern Company Data: Bowen LF 3-8

	GWC-27	GWC-27R	GWC-28	GWC-29	GWC-29R	GWC-30	GWC-31
6/20/2023			<0.005				
6/23/2023	<0.005	<0.005					<0.005
6/26/2023				<0.005			
6/27/2023					<0.005	<0.005	
8/7/2023	<0.005	<0.005		<0.005			
8/8/2023			<0.005				
8/9/2023						<0.005	<0.005
8/10/2023					<0.005		
10/11/2023				<0.005			<0.005
10/12/2023	<0.005	0.0011 (J)	<0.005				
10/13/2023					<0.005	<0.005	
12/12/2023	<0.005	0.00098 (J)	<0.005	<0.005			<0.005
12/13/2023					<0.005	<0.005	
2/29/2024	<0.005	0.00054 (J)		<0.005			
3/1/2024					<0.005	<0.005	<0.005
3/4/2024			<0.005				
4/23/2024	<0.005	<0.005		<0.005			<0.005
4/24/2024			<0.005		<0.005	<0.005	
6/11/2024				<0.005			
6/12/2024	<0.005		<0.005		<0.005	<0.005	<0.005
6/13/2024		<0.005					
8/26/2024	<0.005	<0.005		<0.005			<0.005
8/27/2024			<0.005		<0.005	<0.005	
3/4/2025	<0.005	<0.005					
3/5/2025				<0.005		<0.005	<0.005
3/6/2025			<0.005		<0.005		
8/18/2025		<0.005		<0.005			
8/19/2025			<0.005		<0.005	<0.005	
8/20/2025	<0.005						<0.005
2/25/2026							<0.005
2/26/2026				<0.005	<0.005		
2/27/2026						<0.005	
3/2/2026	<0.005	<0.005	<0.005				

ND substitution: RL or RL/2 if <15% NDs.

Time Series

Constituent: Copper (mg/L) Analysis Run 5/1/2026 4:04 PM

Plant Bowen Client: Southern Company Data: Bowen LF 3-8

	GWC-31R	GWC-32	GWC-33R	GWC-34	GWC-34R	GWC-35	GWC-36A
4/6/2022							<0.005
8/8/2022							<0.005
2/8/2023							<0.005
6/21/2023			<0.005	<0.005	<0.005		
6/23/2023	<0.005						
6/26/2023		<0.005					
6/28/2023						<0.005	
8/2/2023							<0.005
8/7/2023				<0.005	<0.005		
8/8/2023			<0.005				
8/9/2023	<0.005	<0.005					
8/10/2023						<0.005	
10/10/2023				<0.005	0.00062 (J)		
10/11/2023	<0.005		<0.005			<0.005	
10/13/2023		<0.005					
12/12/2023	<0.005						
12/13/2023		<0.005	<0.005	<0.005	<0.005	<0.005	
2/13/2024							<0.005
2/29/2024		<0.005		<0.005	<0.005	<0.005	
3/4/2024	<0.005		<0.005				
4/23/2024	<0.005		<0.005				
4/24/2024		<0.005		<0.005	<0.005	<0.005	
6/11/2024	<0.005						
6/12/2024		<0.005					
6/13/2024			<0.005	<0.005	<0.005	<0.005	
7/30/2024							<0.005
8/26/2024	<0.005						
8/27/2024		<0.005	<0.005			<0.005	
8/28/2024				<0.005	<0.005		
2/19/2025							<0.005
3/5/2025	<0.005		<0.005			<0.005	
3/6/2025		<0.005					
8/15/2025						<0.005	
8/19/2025	<0.005		<0.005				
8/20/2025		<0.005					
8/21/2025							<0.005
9/4/2025				<0.005	<0.005		
2/12/2026							<0.005
2/24/2026						<0.005	
2/27/2026	<0.005						
3/2/2026		<0.005		<0.005	<0.005		
3/3/2026			<0.005				

ND substitution: RL or RL/2 if <15% NDs.

Time Series

Constituent: Copper (mg/L) Analysis Run 5/1/2026 4:04 PM

Plant Bowen Client: Southern Company Data: Bowen LF 3-8

	GWC-36RA	GWC-37	GWC-38	GWC-57	GWC-25	GWC-31S	GWC-58
9/15/2014	0.0049 (J)						
9/16/2014		0.018	<0.005				
10/3/2014	<0.005	0.021	0.00089 (J)				
10/20/2014	0.0024 (J)	0.022	0.00087 (J)				
11/10/2014	<0.005	0.02	<0.005				
3/2/2015	<0.005	0.015	0.004 (J)				
3/17/2015	<0.005	0.016	0.0016 (J)				
4/5/2015	<0.005	0.016					
4/6/2015			0.00083 (J)				
4/21/2015	0.0017 (J)						
4/22/2015		0.013	0.00085 (J)				
7/28/2015	0.00097 (J)	0.02	<0.005				
3/1/2016	<0.005	0.0103 (J)					
3/2/2016			<0.005				
7/6/2016	<0.005						
7/7/2016			<0.005				
7/8/2016		0.0152 (J)					
3/14/2017	0.0003 (J)	0.0085 (J)					
3/23/2017			<0.005				
9/15/2017	<0.005	0.0058 (J)					
9/19/2017			0.0004 (J)				
3/12/2018	<0.005	0.0053 (J)					
3/13/2018			<0.005				
9/6/2018	<0.005	0.0054 (J)	<0.005				
3/6/2019		0.0052 (J)					
3/7/2019	<0.005		<0.005				
9/4/2019	<0.005	0.0082 (J)	<0.005				
3/2/2020	0.00043 (J)	0.0068 (J)	0.00019 (J)				
9/3/2020		0.0067 (J)	<0.005				
9/14/2020	<0.005						
2/24/2021		0.0083	<0.005				
3/26/2021	<0.005						
7/27/2021	<0.005						
7/28/2021		0.014	<0.005				
1/25/2022			<0.005				
1/26/2022	<0.005	0.013					
8/5/2022			<0.005				
8/8/2022	<0.005	0.0087					
2/8/2023	<0.005	0.011	<0.005				
6/21/2023				<0.005			
8/2/2023		0.014	<0.005				
8/3/2023	<0.005						
8/8/2023				<0.005			
10/10/2023				<0.005			
12/13/2023				<0.005			
2/13/2024	0.00049 (J)	<0.005	<0.005				
3/4/2024				0.0018 (J)			
4/24/2024				<0.005			
6/13/2024				<0.005			
7/30/2024	<0.005	0.01	<0.005				
8/27/2024				<0.005			
2/19/2025	<0.005	0.016	<0.005				

ND substitution: RL or RL/2 if <15% NDs.

Time Series

Constituent: Copper (mg/L) Analysis Run 5/1/2026 4:04 PM

Plant Bowen Client: Southern Company Data: Bowen LF 3-8

	GWC-36RA	GWC-37	GWC-38	GWC-57	GWC-25	GWC-31S	GWC-58
3/4/2025				<0.005			
8/15/2025				<0.005			
8/21/2025	<0.005		<0.005				
8/27/2025		0.015					
2/12/2026	<0.005	0.015	<0.005				
2/16/2026					<0.005		
3/2/2026				<0.005		<0.005	<0.005

ND substitution: RL or RL/2 if <15% NDs.

Time Series

Constituent: Fluoride (mg/L) Analysis Run 5/1/2026 4:04 PM

Plant Bowen Client: Southern Company Data: Bowen LF 3-8

	GWA-1 (bg)	GWA-2 (bg)	GWA-2R (bg)	GWA-3A (bg)	GWA-4RZ (bg)	GWA-39RZ (bg)	GWA-39Z (bg)
3/14/2016							0.0657 (J)
3/22/2016	0.0614 (J)						
3/23/2016		0.0477 (J)	0.0826 (J)	<0.1			
5/11/2016							0.0401 (J)
5/19/2016	0.064 (J)		0.0409 (J)				
5/20/2016		0.033 (J)					
5/23/2016				<0.1			
7/19/2016							<0.1
7/29/2016	0.11 (J)	0.16 (J)	0.07 (J)	<0.1			
9/15/2016							<0.1
9/22/2016			<0.1	<0.1			
9/23/2016	0.03 (J)	0.1 (J)					
11/2/2016							0.04 (J)
11/9/2016	0.1 (J)	0.04 (J)					
11/10/2016			0.03 (J)	<0.1			
1/18/2017							0.03 (J)
1/30/2017	<0.1						
1/31/2017		<0.1	<0.1	<0.1			
2/21/2017						0.17 (J)	
2/22/2017					0.3		
3/27/2017						0.09 (J)	
3/28/2017							0.06 (J)
3/30/2017	0.01 (J)	0.02 (J)		<0.1			
4/3/2017			0.02 (J)				
4/7/2017					0.19 (J)		
6/7/2017							0.06 (J)
6/8/2017						0.05 (J)	
6/9/2017	0.04 (J)		0.06 (J)				
6/12/2017		0.17 (J)		<0.1			
6/14/2017					0.19 (J)		
7/12/2017					0.18 (J)		
7/17/2017						0.05 (J)	
7/20/2017					0.17 (J)		
7/27/2017						0.08 (J)	
7/28/2017					0.13 (J)		
8/9/2017					0.19 (J)	0.06 (J)	
8/24/2017					0.16 (J)		
9/26/2017							0.04 (J)
9/29/2017						0.04 (J)	
10/2/2017	0.07 (J)	<0.1	<0.1				
10/3/2017					0.17 (J)		
10/4/2017				<0.1			
3/14/2018							0.14 (J)
3/16/2018	0.029 (J)		<0.1			0.27 (J)	
3/19/2018		1.1 (O)		<0.1			
3/21/2018					0.24 (J)		
9/12/2018							<0.1
9/14/2018		<0.1	<0.1			0.1 (J)	
9/17/2018	<0.1			<0.1			
9/18/2018					0.19 (J)		
3/14/2019						0.066 (J)	
3/15/2019							<0.1

ND substitution: RL or RL/2 if <15% NDs.

Time Series

Constituent: Fluoride (mg/L) Analysis Run 5/1/2026 4:04 PM

Plant Bowen Client: Southern Company Data: Bowen LF 3-8

	GWA-1 (bg)	GWA-2 (bg)	GWA-2R (bg)	GWA-3A (bg)	GWA-4RZ (bg)	GWA-39RZ (bg)	GWA-39Z (bg)
3/19/2019			0.056 (J)				
3/20/2019	<0.1	<0.1		<0.1			
3/21/2019					0.19 (J)		
9/9/2019							0.054 (J)
9/11/2019						0.055 (J)	
9/12/2019	0.051 (J)	<0.1					
9/13/2019			0.055 (J)	<0.1	0.1 (J)		
3/9/2020						<0.1	<0.1
3/11/2020	0.052 (J)	<0.1	0.052 (J)	<0.1			
3/12/2020					0.18 (J)		
9/10/2020							<0.1
9/15/2020	0.05 (J)	<0.1	<0.1				
9/16/2020						<0.1	
9/17/2020					0.12 (J)		
3/12/2021							0.051 (J)
3/16/2021	<0.1		<0.1		0.1	<0.1	
3/17/2021		<0.1					
3/29/2021				0.053 (J)			
8/4/2021							<0.1
8/6/2021						<0.1	
8/9/2021	<0.1	<0.1	<0.1	0.055 (J)			
8/10/2021					0.087 (J)		
1/31/2022							<0.1
2/1/2022	<0.1	<0.1	<0.1				
2/2/2022				<0.1		<0.1	
2/3/2022					0.15		
8/10/2022							0.075 (J)
8/16/2022	0.089 (J)	0.086 (J)	0.09 (J)	0.082 (J)		<0.1	
8/17/2022					0.11		
2/13/2023							0.064 (J)
2/14/2023						0.074 (J)	
2/16/2023	0.07 (J)	0.061 (J)	0.079 (J)				
2/17/2023				0.055 (J)	0.11		
7/25/2023						<0.1	
7/26/2023							0.055 (J)
7/27/2023	0.054 (J)	0.057 (J)	0.062 (J)				
7/28/2023					0.077 (J)		
8/1/2023				<0.1			
2/19/2024						<0.1	0.057 (J)
2/22/2024	0.061 (J)	0.062 (J)		<0.1			
2/26/2024			0.05 (J)				
2/27/2024					0.087 (J)		
8/1/2024						<0.1	<0.1
8/6/2024			0.076 (J)				
8/7/2024	0.08 (J)	0.083 (J)					
8/8/2024				0.063 (J)	0.16		
2/25/2025							0.076 (J)
2/26/2025				<0.1		0.061 (J)	
2/27/2025	0.075 (J)	0.076 (J)	0.095 (J)				
2/28/2025					0.081 (J)		
8/28/2025						<0.1	<0.1
9/2/2025	0.071 (J)	0.071 (J)	0.076 (J)	0.055 (J)			

ND substitution: RL or RL/2 if <15% NDs.

Time Series

Constituent: Fluoride (mg/L) Analysis Run 5/1/2026 4:04 PM

Plant Bowen Client: Southern Company Data: Bowen LF 3-8

	GWA-1 (bg)	GWA-2 (bg)	GWA-2R (bg)	GWA-3A (bg)	GWA-4RZ (bg)	GWA-39RZ (bg)	GWA-39Z (bg)
9/3/2025					0.1		
2/17/2026				<0.1			
2/18/2026	0.068 (J)	0.075 (J)	<0.1		0.058 (J)	<0.1	<0.1

ND substitution: RL or RL/2 if <15% NDs.

Time Series

Constituent: Fluoride (mg/L) Analysis Run 5/1/2026 4:04 PM

Plant Bowen Client: Southern Company Data: Bowen LF 3-8

	GWA-40 (bg)	GWA-41 (bg)	GWA-41R (bg)	GWA-42 (bg)	GWA-43 (bg)	GWA-43R (bg)	GWA-50 (bg)
3/11/2016				0.0296 (J)	0.0329 (J)	0.0141 (J)	
3/15/2016	0.0267 (J)	0.0285 (J)	0.0394 (J)				
3/28/2016							0.0314 (J)
5/11/2016	0.0255 (J)						
5/12/2016		0.022 (J)					
5/13/2016			0.0234 (J)		0.0459 (J)	0.0141 (J)	
5/16/2016				0.0287 (J)			
5/23/2016							0.027 (J)
7/19/2016					<0.1	<0.1	
7/20/2016		<0.1					
7/21/2016	<0.1		<0.1				
7/22/2016				0.04 (J)			
8/1/2016							<0.1
9/15/2016		<0.1					
9/16/2016					<0.1	<0.1	
9/19/2016	<0.1			<0.1			
9/21/2016			<0.1				
9/26/2016							<0.1
11/2/2016					0.04 (J)	0.04 (J)	
11/3/2016	0.11 (J)	0.05 (J)	0.12 (J)	0.04 (J)			
11/10/2016							0.04 (J)
1/17/2017	0.02 (J)		0.01 (J)	0.02 (J)			
1/18/2017		0.02 (J)			<0.1	0.02 (J)	
1/30/2017							<0.1
3/24/2017	<0.1	<0.1					
3/27/2017			<0.1	<0.1			
3/28/2017					<0.1	<0.1	
4/7/2017							<0.1
5/24/2017	<0.1						
6/6/2017		<0.1	<0.1		<0.1	<0.1	
6/7/2017				<0.1			
6/12/2017							0.07 (J)
9/22/2017					<0.1	<0.1	
9/25/2017		<0.1	<0.1				
9/26/2017	<0.1			<0.1			
10/2/2017							<0.1
3/14/2018	0.055 (J)	<0.1	<0.1	0.06 (J)	<0.1		
3/15/2018						<0.1	
3/16/2018							<0.1
9/12/2018	<0.1	<0.1	<0.1		<0.1	<0.1	
9/14/2018				<0.1			
9/17/2018							<0.1
3/13/2019	0.045 (J)				<0.1	0.036 (J)	
3/14/2019		0.039 (J)	0.04 (J)	0.058 (J)			
3/19/2019							<0.1
9/9/2019	<0.1						
9/10/2019		<0.1	<0.1	<0.1			
9/11/2019					<0.1	<0.1	
9/13/2019							<0.1
3/6/2020		<0.1		<0.1			
3/9/2020	<0.1		<0.1		<0.1	<0.1	
3/11/2020							<0.1

ND substitution: RL or RL/2 if <15% NDs.

Time Series

Constituent: Fluoride (mg/L) Analysis Run 5/1/2026 4:04 PM

Plant Bowen Client: Southern Company Data: Bowen LF 3-8

	GWA-40 (bg)	GWA-41 (bg)	GWA-41R (bg)	GWA-42 (bg)	GWA-43 (bg)	GWA-43R (bg)	GWA-50 (bg)
9/10/2020		<0.1	<0.1	<0.1			
9/11/2020	<0.1				<0.1		
9/14/2020						<0.1	
9/16/2020							<0.1
3/10/2021	<0.1		<0.1				
3/11/2021		<0.1		<0.1	<0.1	<0.1	
3/17/2021							<0.1
8/4/2021	<0.1	<0.1	<0.1	<0.1			
8/5/2021						<0.1	
8/6/2021					<0.1		
8/9/2021							<0.1
1/31/2022	<0.1	<0.1	<0.1	<0.1	<0.1	<0.1	
2/1/2022							<0.1
8/10/2022				0.068 (J)		0.062 (J)	
8/11/2022		<0.1	<0.1		<0.1		
8/12/2022	0.068 (J)						
8/16/2022							0.06 (J)
2/13/2023	0.054 (J)	0.05 (J)	<0.1	0.056 (J)		<0.1	
2/14/2023					0.052 (J)		
2/16/2023							<0.1
7/25/2023		<0.1	<0.1		<0.1	<0.1	
7/26/2023	<0.1			<0.1			
7/28/2023							<0.1
2/19/2024	<0.1	<0.1	<0.1				
2/20/2024				<0.1	<0.1	<0.1	
2/22/2024							<0.1
8/1/2024	<0.1	<0.1	<0.1	<0.1			
8/2/2024					<0.1	<0.1	
8/8/2024							<0.1
2/25/2025	0.066 (J)	0.052 (J)	0.05 (J)	0.06 (J)	<0.1	<0.1	
2/27/2025							<0.1
8/27/2025	<0.1		<0.1				
8/28/2025		<0.1		<0.1	<0.1	<0.1	
9/2/2025							<0.1
2/16/2026	<0.1	<0.1	<0.1	<0.1	<0.1	<0.1	
2/17/2026							<0.1

ND substitution: RL or RL/2 if <15% NDs.

Time Series

Constituent: Fluoride (mg/L) Analysis Run 5/1/2026 4:04 PM

Plant Bowen Client: Southern Company Data: Bowen LF 3-8

	GWA-50R (bg)	GWA-51RZ (bg)	GWA-52 (bg)	GWA-53 (bg)	GWA-53R (bg)	GWA-54 (bg)	GWA-55 (bg)
2/29/2016			0.0375 (J)				
3/2/2016				0.0202 (J)	0.0238 (J)	0.0427 (J)	0.0293 (J)
3/28/2016	0.0326 (J)						
5/3/2016				0.025 (J)	0.027 (J)		0.049 (J)
5/4/2016		0.057 (J)	0.04 (J)			0.048 (J)	
5/25/2016	0.0285 (J)						
7/7/2016		0.09 (J)					
7/8/2016			0.11 (J)	0.09 (J)		0.12 (J)	
7/11/2016					0.1 (J)		0.07 (J)
8/1/2016	<0.1						
9/7/2016					<0.1		
9/8/2016		0.03 (J)	<0.1	<0.1		<0.1	
9/9/2016							0.05 (J)
9/26/2016	<0.1						
10/26/2016		0.15 (J)	0.04 (J)	0.04 (J)		0.11 (J)	0.08 (J)
10/27/2016					0.1 (J)		
11/11/2016	<0.1						
1/6/2017		0.11 (J)	0.04 (J)		0.02 (J)		
1/9/2017				0.02 (J)		0.04 (J)	0.05 (J)
1/30/2017	<0.1						
3/15/2017		0.004 (J)	<0.1			0.009 (J)	
3/16/2017				<0.1	0.04 (J)		0.07 (J)
4/3/2017	0.04 (J)						
5/17/2017			0.01 (J)				
5/18/2017		0.007 (J)				0.02 (J)	<0.1
5/19/2017				<0.1	0.004 (J)		
6/12/2017	0.06 (J)						
7/19/2017		0.12 (J)					
9/15/2017			<0.1			0.03 (J)	<0.1
9/19/2017		0.07 (J)		<0.1	<0.1		
10/2/2017	<0.1						
3/12/2018							<0.1
3/13/2018		0.16 (J)	0.084 (J)	<0.1	0.032 (J)	0.054 (J)	
3/16/2018	<0.1						
9/6/2018			<0.1			<0.1	
9/7/2018		<0.1					<0.1
9/11/2018				<0.1	<0.1		
9/18/2018	<0.1						
3/7/2019			<0.1			<0.1	
3/8/2019		0.075 (J)		<0.1			<0.1
3/12/2019					0.046 (J)		
3/19/2019	<0.1						
9/4/2019			<0.1				
9/5/2019		<0.1		<0.1	<0.1	<0.1	<0.1
9/12/2019	<0.1						
3/2/2020			<0.1				
3/3/2020		<0.1				<0.1	<0.1
3/4/2020				<0.1	<0.1		
3/11/2020	<0.1						
9/3/2020			<0.1				
9/4/2020							<0.1
9/8/2020				<0.1	<0.1	<0.1	

ND substitution: RL or RL/2 if <15% NDs.

Time Series

Constituent: Fluoride (mg/L) Analysis Run 5/1/2026 4:04 PM

Plant Bowen Client: Southern Company Data: Bowen LF 3-8

	GWA-50R (bg)	GWA-51RZ (bg)	GWA-52 (bg)	GWA-53 (bg)	GWA-53R (bg)	GWA-54 (bg)	GWA-55 (bg)
9/9/2020		<0.1					
9/15/2020	<0.1						
2/24/2021			<0.1				
2/25/2021		<0.1				<0.1	<0.1
2/26/2021				<0.1	<0.1		
3/17/2021	<0.1						
7/27/2021			<0.1			<0.1	
7/28/2021		<0.1					<0.1
7/29/2021				<0.1	<0.1		
8/9/2021	<0.1						
1/25/2022			<0.1			<0.1	
1/26/2022		<0.1		<0.1	<0.1		<0.1
2/2/2022	<0.1						
8/5/2022			0.065 (J)			0.073 (J)	
8/8/2022				0.067 (J)	0.066 (J)		0.078 (J)
8/9/2022		0.072 (J)					
8/17/2022	0.063 (J)						
2/16/2023	<0.1						
7/28/2023	<0.1						
2/22/2024	<0.1						
8/8/2024	<0.1						
2/28/2025	<0.1						
9/2/2025	<0.1						
2/17/2026	<0.1						

Time Series

Constituent: Fluoride (mg/L) Analysis Run 5/1/2026 4:04 PM

Plant Bowen Client: Southern Company Data: Bowen LF 3-8

	GWA-55R (bg)	GWA-56 (bg)	GWC-16R	GWC-17R	GWC-18	GWC-18R	GWC-19R
3/3/2016	0.0392 (J)	0.1143 (J)	0.1763 (J)				
3/4/2016				0.0262 (J)			
3/7/2016					0.0225 (J)	0.0205 (J)	0.0227 (J)
5/3/2016	0.058 (J)						
5/5/2016					0.045 (J)	0.025 (J)	
5/9/2016		0.0383 (J)					0.0246 (J)
5/10/2016			0.0767 (J)	0.0258 (J)			
7/11/2016	0.13 (J)	0.14 (J)					
7/13/2016			<0.1		0.03 (J)	<0.1	
7/14/2016				<0.1			<0.1
9/9/2016	0.02 (J)	0.1 (J)					
9/12/2016						0.02 (J)	0.03 (J)
9/13/2016					0.07 (J)		
9/14/2016				<0.1			
9/15/2016			<0.1				
10/26/2016		0.2 (J)					
10/27/2016	0.12 (J)						
10/31/2016					0.05 (J)		0.05 (J)
11/1/2016				0.06 (J)		0.05 (J)	
11/2/2016			0.08 (J)				
1/9/2017	0.06 (J)	0.26 (J)					
1/11/2017			0.19 (J)	0.33		<0.1	<0.1
1/12/2017					0.06 (J)		
3/15/2017		0.19 (J)					
3/16/2017	0.08 (J)						
3/20/2017			0.18 (J)			<0.1	
3/21/2017				0.03 (J)			<0.1
3/23/2017					0.03 (J)		
5/18/2017	0.04 (J)	0.19 (J)					
5/22/2017						<0.1	<0.1
5/23/2017			0.1 (J)	0.004 (J)	0.02 (J)		
9/15/2017		0.24 (J)					
9/18/2017	<0.1						
9/20/2017							<0.1
9/21/2017			<0.1			<0.1	
9/22/2017				0.04 (J)			
9/25/2017					0.1 (J)		
3/12/2018	<0.1						
3/13/2018		0.4					
3/14/2018			0.17 (J)	<0.1	0.12 (J)	0.12 (J)	0.045 (J)
9/7/2018	<0.1	0.14 (J)	<0.1			<0.1	
9/10/2018							<0.1
9/11/2018				<0.1	<0.1		
3/7/2019	<0.1	0.089 (J)					
3/11/2019			0.23 (J)				
3/12/2019				0.056 (J)	0.05 (J)	0.042 (J)	0.04 (J)
9/4/2019		0.11 (J)					
9/5/2019	<0.1						
9/6/2019						<0.1	
9/9/2019			<0.1		<0.1		<0.1
9/10/2019				<0.1			
3/4/2020	<0.1	0.086 (J)	0.29 (J)				<0.1

ND substitution: RL or RL/2 if <15% NDs.

Time Series

Constituent: Fluoride (mg/L) Analysis Run 5/1/2026 4:04 PM

Plant Bowen Client: Southern Company Data: Bowen LF 3-8

	GWA-55R (bg)	GWA-56 (bg)	GWC-16R	GWC-17R	GWC-18	GWC-18R	GWC-19R
3/5/2020				<0.1		<0.1	
3/6/2020					<0.1		
9/4/2020	<0.1	0.086 (J)					
9/9/2020			0.17 (J)	<0.1	<0.1	<0.1	<0.1
2/25/2021	<0.1	0.097 (J)					
2/26/2021					<0.1	<0.1	<0.1
3/9/2021			0.25				
3/10/2021				<0.1			
7/28/2021	<0.1	0.091 (J)					
7/29/2021					<0.1	<0.1	
7/30/2021			0.16	<0.1			
8/3/2021							<0.1
1/26/2022		0.076 (J)					
1/27/2022	<0.1					<0.1	<0.1
1/28/2022			0.17	<0.1	<0.1		
8/5/2022		0.094 (J)					
8/8/2022	0.07 (J)						
8/9/2022							0.067 (J)
8/10/2022					0.06 (J)	<0.1	
8/11/2022			0.12	0.051 (J)			
2/9/2023					0.072 (J)	<0.1	<0.1
2/10/2023			0.22	0.057 (J)			
8/3/2023				<0.1	<0.1		
8/4/2023			0.079 (J)			<0.1	<0.1
2/14/2024					<0.1	<0.1	<0.1
2/15/2024			0.13	<0.1			
7/31/2024			0.065 (J)	<0.1	<0.1	<0.1	<0.1
2/19/2025						<0.1	
2/20/2025					<0.1		<0.1
2/25/2025			0.11	0.06 (J)			
8/21/2025			0.058 (J)				
8/22/2025				<0.1		<0.1	
8/26/2025					<0.1		
8/27/2025							<0.1
2/12/2026					<0.1	<0.1	<0.1
2/13/2026			<0.1	<0.1			

ND substitution: RL or RL/2 if <15% NDs.

Time Series

Constituent: Fluoride (mg/L) Analysis Run 5/1/2026 4:04 PM

Plant Bowen Client: Southern Company Data: Bowen LF 3-8

	GWC-20R	GWC-21R	GWC-22R	GWC-23R	GWC-24R	GWC-25R	GWC-26
3/4/2016					0.0271 (J)		
3/7/2016			0.0284 (J)				
3/8/2016	0.0196 (J)	0.0183 (J)				0.0226 (J)	
3/9/2016				0.0356 (J)			
5/4/2016						0.027 (J)	
5/5/2016			0.049 (J)		0.039 (J)		
5/6/2016				0.056 (J)			
5/9/2016	0.0259 (J)	0.0222 (J)					
7/12/2016					0.12 (J)		
7/14/2016	<0.1		<0.1				
7/15/2016		<0.1		<0.1			
7/18/2016						<0.1	
9/9/2016		0.03 (J)					
9/12/2016	0.03 (J)		0.06 (J)				
9/13/2016					0.04 (J)	0.03 (J)	
9/14/2016				0.02 (J)			
10/27/2016		0.1 (J)	0.12 (J)		0.11 (J)	0.1 (J)	
10/31/2016	0.11 (J)						
11/1/2016				0.07 (J)			
1/12/2017	0.02 (J)	0.11 (J)					
1/13/2017			0.04 (J)		<0.1	<0.1	
1/25/2017				0.01 (J)			
3/16/2017						<0.1	
3/20/2017			0.06 (J)		<0.1		
3/21/2017		<0.1					
3/22/2017	0.1 (J)			0.02 (J)			
5/19/2017					0.01 (J)	<0.1	
5/22/2017	0.02 (J)						
5/23/2017		<0.1	0.02 (J)				
5/24/2017				<0.1			
9/19/2017	<0.1	<0.1	<0.1		<0.1	<0.1	
9/21/2017				0.17 (J)			
3/13/2018			0.046 (J)		0.091 (J)	<0.1	
3/14/2018	0.035 (J)	<0.1		0.18 (J)			
9/7/2018			<0.1				
9/10/2018	<0.1	<0.1					
9/11/2018				<0.1	<0.1	<0.1	
3/8/2019					<0.1	<0.1	
3/11/2019		0.51 (O)	<0.1				
3/12/2019	0.048 (J)			0.06 (J)			
6/18/2019		<0.1					
9/5/2019			<0.1		<0.1	<0.1	
9/6/2019	<0.1	<0.1		<0.1			
3/3/2020		<0.1	<0.1		<0.1	<0.1	
3/5/2020	<0.1			<0.1			
9/4/2020	<0.1					<0.1	
9/8/2020		<0.1	<0.1				
9/9/2020				<0.1	<0.1		
3/9/2021	<0.1	<0.1	<0.1		<0.1	<0.1	
3/10/2021				<0.1			
7/29/2021					<0.1		
7/30/2021				<0.1			

ND substitution: RL or RL/2 if <15% NDs.

Time Series

Constituent: Fluoride (mg/L) Analysis Run 5/1/2026 4:04 PM

Plant Bowen Client: Southern Company Data: Bowen LF 3-8

	GWC-20R	GWC-21R	GWC-22R	GWC-23R	GWC-24R	GWC-25R	GWC-26
8/2/2021	<0.1	<0.1	<0.1			<0.1	
1/27/2022	<0.1		<0.1			<0.1	
1/28/2022		<0.1		<0.1	<0.1		
8/9/2022	0.072 (J)				0.072 (J)	0.068 (J)	
8/10/2022		0.057 (J)	0.055 (J)				
8/11/2022				0.073 (J)			
2/9/2023		0.064 (J)	0.052 (J)		0.053 (J)	<0.1	
2/10/2023	0.054 (J)			0.078 (J)			
6/20/2023							<0.1
8/3/2023	<0.1		<0.1	<0.1	<0.1	<0.1	
8/4/2023		<0.1					
8/7/2023							0.055 (J)
10/12/2023							<0.1
12/12/2023							<0.1
2/15/2024	<0.1	<0.1	<0.1		<0.1		
2/16/2024				0.054 (J)		0.055 (J)	
2/29/2024							<0.1
4/23/2024							<0.1
6/12/2024							<0.1
7/31/2024			<0.1	<0.1	<0.1	<0.1	
8/1/2024	<0.1						
8/2/2024		0.062 (J)					
8/27/2024							<0.1
2/20/2025	<0.1		<0.1				
2/24/2025					<0.1		
2/25/2025		0.057 (J)		0.064 (J)		0.056 (J)	
3/4/2025							0.053 (J)
8/15/2025							<0.1
8/18/2025						0.052 (J)	
8/21/2025				0.062 (J)			
8/22/2025		<0.1					
8/26/2025	<0.1		<0.1		<0.1		
2/12/2026	<0.1				<0.1		
2/13/2026			<0.1	<0.1		<0.1	
2/17/2026		<0.1					
2/24/2026							<0.1

ND substitution: RL or RL/2 if <15% NDs.

Time Series

Constituent: Fluoride (mg/L) Analysis Run 5/1/2026 4:04 PM

Plant Bowen Client: Southern Company Data: Bowen LF 3-8

	GWC-27	GWC-27R	GWC-28	GWC-29	GWC-29R	GWC-30	GWC-31
6/20/2023			0.071 (J)				
6/23/2023	0.054 (J)	0.087 (J)					0.17
6/26/2023				0.12			
6/27/2023					0.11	<0.1	
8/7/2023	0.051 (J)	0.088 (J)		0.11			
8/8/2023			0.088 (J)				
8/9/2023						0.078 (J)	0.071 (J)
8/10/2023					<0.1		
10/11/2023				0.069 (J)			<0.1
10/12/2023	<0.1	0.062 (J)	0.058 (J)				
10/13/2023					<0.1	0.059 (J)	
12/12/2023	<0.1	0.074 (J)	0.084 (J)	0.072 (J)			<0.1
12/13/2023					0.077 (J)	0.1	
2/29/2024	<0.1	0.071 (J)		0.054 (J)			
3/1/2024					0.067 (J)	0.087 (J)	0.056 (J)
3/4/2024			0.085 (J)				
4/23/2024	<0.1	<0.1		<0.1			0.085 (J)
4/24/2024			0.097 (J)		0.062 (J)	0.075 (J)	
6/11/2024				<0.1			
6/12/2024	<0.1		<0.1		<0.1	<0.1	<0.1
6/13/2024		0.051 (J)					
8/26/2024	0.069 (J)	0.11		0.073 (J)			0.088 (J)
8/27/2024			<0.1		<0.1	0.057 (J)	
3/4/2025	0.054 (J)	0.069 (J)					
3/5/2025				0.059 (J)		0.12	0.059 (J)
3/6/2025			0.14		0.074 (J)		
8/18/2025		0.065 (J)		0.061 (J)			
8/19/2025			0.094 (J)		0.066 (J)	0.099 (J)	
8/20/2025	0.061 (J)						0.058 (J)
2/25/2026							<0.1
2/26/2026				<0.1	<0.1		
2/27/2026						<0.1	
3/2/2026	<0.1	0.057 (J)	0.079 (J)				

ND substitution: RL or RL/2 if <15% NDs.

Time Series

Constituent: Fluoride (mg/L) Analysis Run 5/1/2026 4:04 PM

Plant Bowen Client: Southern Company Data: Bowen LF 3-8

	GWC-31R	GWC-32	GWC-33R	GWC-34	GWC-34R	GWC-35	GWC-36A
4/6/2022							<0.1
8/8/2022							0.063 (J)
2/8/2023							<0.1
6/21/2023			0.054 (J)	<0.1	<0.1		
6/23/2023	0.059 (J)						
6/26/2023		0.075 (J)					
6/28/2023						<0.1	
8/2/2023							<0.1
8/7/2023				<0.1	<0.1		
8/8/2023			0.055 (J)				
8/9/2023	0.05 (J)	0.061 (J)					
8/10/2023						<0.1	
10/10/2023				<0.1	<0.1		
10/11/2023	<0.1		<0.1			0.055 (J)	
10/13/2023		<0.1					
12/12/2023	<0.1						
12/13/2023		<0.1	<0.1	<0.1	<0.1	0.066 (J)	
2/13/2024							<0.1
2/29/2024		<0.1		<0.1	<0.1	0.057 (J)	
3/4/2024	<0.1		<0.1				
4/23/2024	<0.1		<0.1				
4/24/2024		<0.1		<0.1	<0.1	<0.1	
6/11/2024	<0.1						
6/12/2024		<0.1					
6/13/2024			<0.1	<0.1	<0.1	<0.1	
7/30/2024							<0.1
8/26/2024	0.055 (J)						
8/27/2024		0.063 (J)	<0.1			<0.1	
8/28/2024				<0.1	<0.1		
2/19/2025							<0.1
3/5/2025	0.052 (J)		0.059 (J)			0.056 (J)	
3/6/2025		0.092 (J)					
8/15/2025						<0.1	
8/19/2025	<0.1		<0.1				
8/20/2025		0.081 (J)					
8/21/2025							<0.1
9/4/2025				<0.1	<0.1		
2/12/2026							<0.1
2/24/2026						<0.1	
2/27/2026	<0.1						
3/2/2026		0.097 (J)		<0.1	<0.1		
3/3/2026			<0.1				

ND substitution: RL or RL/2 if <15% NDs.

Time Series

Constituent: Fluoride (mg/L) Analysis Run 5/1/2026 4:04 PM

Plant Bowen Client: Southern Company Data: Bowen LF 3-8

	GWC-36RA	GWC-37	GWC-38	GWC-57	GWC-25	GWC-31S	GWC-58
3/1/2016	0.0172 (J)	0.0215 (J)					
3/2/2016			0.0121 (J)				
5/2/2016	0.018 (J)						
5/3/2016		0.023 (J)	0.013 (J)				
7/6/2016	0.02 (J)						
7/7/2016			<0.1				
7/8/2016		0.02 (J)					
9/7/2016	<0.1	<0.1					
9/8/2016			<0.1				
10/25/2016	0.03 (J)	0.04 (J)	0.03 (J)				
1/5/2017	0.03 (J)						
1/6/2017		<0.1					
2/9/2017			<0.1				
3/14/2017	<0.1	<0.1					
3/23/2017			<0.1				
5/16/2017	<0.1	<0.1					
5/17/2017			<0.1				
9/15/2017	<0.1	<0.1					
9/19/2017			<0.1				
3/12/2018	<0.1	<0.1					
3/13/2018			<0.1				
9/6/2018	<0.1	<0.1	<0.1				
3/6/2019		<0.1					
3/7/2019	<0.1		<0.1				
9/4/2019	<0.1	<0.1	<0.1				
3/2/2020	<0.1	<0.1	<0.1				
9/3/2020		<0.1	<0.1				
9/14/2020	<0.1						
2/24/2021		<0.1	<0.1				
3/26/2021	<0.1						
7/27/2021	<0.1						
7/28/2021		<0.1	<0.1				
1/25/2022			<0.1				
1/26/2022	<0.1	<0.1					
8/5/2022			<0.1				
8/8/2022	0.062 (J)	0.061 (J)					
2/8/2023	<0.1	<0.1	<0.1				
6/21/2023				0.063 (J)			
8/2/2023		<0.1	<0.1				
8/3/2023	<0.1						
8/8/2023				0.071 (J)			
10/10/2023				<0.1			
12/13/2023				0.068 (J)			
2/13/2024	<0.1	<0.1	<0.1				
3/4/2024				<0.1			
4/24/2024				<0.1			
6/13/2024				<0.1			
7/30/2024	<0.1	<0.1	<0.1				
8/27/2024				<0.1			
2/19/2025	<0.1	<0.1	<0.1				
3/4/2025				<0.1			
8/15/2025				<0.1			

ND substitution: RL or RL/2 if <15% NDs.

Time Series

Constituent: Fluoride (mg/L) Analysis Run 5/1/2026 4:04 PM

Plant Bowen Client: Southern Company Data: Bowen LF 3-8

	GWC-36RA	GWC-37	GWC-38	GWC-57	GWC-25	GWC-31S	GWC-58
8/21/2025	<0.1		<0.1				
8/27/2025		<0.1					
2/12/2026	<0.1	<0.1	<0.1				
2/16/2026					<0.1		
3/2/2026				<0.1		0.067 (J)	0.056 (J)

ND substitution: RL or RL/2 if <15% NDs.

Time Series

Constituent: Lead (mg/L) Analysis Run 5/1/2026 4:04 PM

Plant Bowen Client: Southern Company Data: Bowen LF 3-8

	GWA-1 (bg)	GWA-2 (bg)	GWA-2R (bg)	GWA-3A (bg)	GWA-4RZ (bg)	GWA-39RZ (bg)	GWA-39Z (bg)
8/23/2007	<0.001	<0.001	<0.001	<0.001			
10/23/2007	<0.001						
10/24/2007		<0.001	<0.001				
11/2/2007				<0.001			
11/18/2007	<0.001	<0.001	<0.001	<0.001			
1/30/2008	<0.001						
1/31/2008		<0.001	<0.001	<0.001			
3/10/2008	<0.001		<0.001				
3/11/2008		<0.001		<0.001			
5/6/2008		<0.001					
5/13/2008	<0.001		<0.001				
5/14/2008				<0.001			
12/4/2008		<0.001	<0.001				
12/5/2008	<0.001			<0.001			
4/15/2009	<0.001			<0.001			
4/21/2009		<0.001	<0.001				
5/20/2009					<0.001		
10/7/2009	<0.001	<0.001					
10/8/2009			<0.001	<0.001			
10/19/2009					<0.001		
4/21/2010			<0.001				
4/26/2010		<0.001					
4/27/2010					<0.001		
4/28/2010				<0.001			
5/3/2010	<0.001						
9/28/2010			<0.001				
10/4/2010		<0.001			<0.001		
10/6/2010				<0.001			
10/12/2010	<0.001						
4/12/2011			<0.001				
4/13/2011		<0.001					
4/14/2011					<0.001		
4/21/2011				<0.001			
4/27/2011	<0.001						
10/4/2011			<0.001				
10/5/2011		<0.001			<0.001		
10/13/2011				<0.001			
10/17/2011	<0.001						
4/3/2012			<0.001				
4/11/2012		<0.001			<0.001		
5/1/2012				<0.001			
5/2/2012	<0.001						
10/2/2012					<0.001		
10/8/2012	<0.001						
10/9/2012		<0.001	<0.001	<0.001			
4/11/2013			<0.001	<0.001	<0.001		
4/12/2013	<0.001						
4/15/2013		<0.001					
10/15/2013		<0.001					
10/16/2013	<0.001		<0.001	<0.001			
10/21/2013					<0.001		
4/10/2014			<0.001				

ND substitution: RL or RL/2 if <15% NDs.

Time Series

Constituent: Lead (mg/L) Analysis Run 5/1/2026 4:04 PM

Plant Bowen Client: Southern Company Data: Bowen LF 3-8

	GWA-1 (bg)	GWA-2 (bg)	GWA-2R (bg)	GWA-3A (bg)	GWA-4RZ (bg)	GWA-39RZ (bg)	GWA-39Z (bg)
4/11/2014	<0.001						
4/22/2014		<0.001					
4/23/2014				<0.001	<0.001		
9/30/2014	<0.001	<0.001	<0.001				
10/4/2014				<0.001	0.0044 (J)		
3/30/2015	0.0028 (J)	<0.001	<0.001				
3/31/2015				<0.001	<0.001		
10/11/2015					<0.001		
10/12/2015				<0.001			
10/13/2015	<0.001	<0.001	<0.001				
3/14/2016							<0.001
3/22/2016	<0.001						
3/23/2016		<0.001	<0.001	<0.001			
5/11/2016							<0.001
5/19/2016	<0.001		<0.001				
5/20/2016		<0.001					
5/23/2016				<0.001			
7/19/2016							<0.001
7/29/2016	0.0002 (J)	0.0001 (J)	<0.001	<0.001			
9/15/2016							<0.001
9/22/2016			<0.001	0.0002 (J)			
9/23/2016	0.0001 (J)	<0.001					
11/2/2016							<0.001
11/9/2016	0.0004 (J)	<0.001					
11/10/2016			<0.001	<0.001			
1/18/2017							<0.001
1/30/2017	0.0002 (J)						
1/31/2017		0.0005 (J)	<0.001	<0.001			
2/21/2017						<0.001	
2/22/2017					0.0002 (J)		
3/27/2017						<0.001	
3/28/2017							0.0002 (J)
3/30/2017	8E-05 (J)	<0.001		<0.001			
4/3/2017			<0.001				
4/7/2017					<0.001		
6/7/2017							8E-05 (J)
6/8/2017						<0.001	
6/9/2017	0.0001 (J)		<0.001				
6/12/2017		<0.001		<0.001			
6/14/2017					<0.001		
7/12/2017					<0.001		
7/17/2017						<0.001	
7/20/2017					<0.001		
7/27/2017						0.0001 (J)	
7/28/2017					<0.001		
8/9/2017					<0.001	<0.001	
8/24/2017					<0.001		
9/26/2017							0.0002 (J)
9/29/2017						<0.001	
10/2/2017	0.0002 (J)	<0.001	<0.001				
10/3/2017					<0.001		
10/4/2017				<0.001			

ND substitution: RL or RL/2 if <15% NDs.

Time Series

Constituent: Lead (mg/L) Analysis Run 5/1/2026 4:04 PM

Plant Bowen Client: Southern Company Data: Bowen LF 3-8

	GWA-1 (bg)	GWA-2 (bg)	GWA-2R (bg)	GWA-3A (bg)	GWA-4RZ (bg)	GWA-39RZ (bg)	GWA-39Z (bg)
3/14/2018							<0.001
3/16/2018	<0.001		<0.001			<0.001	
3/19/2018		<0.001		<0.001			
3/21/2018					<0.001		
9/12/2018							<0.001
9/14/2018		<0.001	<0.001			<0.001	
9/17/2018	<0.001			<0.001			
9/18/2018					<0.001		
3/14/2019						<0.001	
3/15/2019							<0.001
3/19/2019			<0.001				
3/20/2019	<0.001	<0.001		<0.001			
3/21/2019					<0.001		
9/9/2019							<0.001
9/11/2019						<0.001	
9/12/2019	<0.001	7.2E-05 (J)					
9/13/2019			<0.001	<0.001	6.5E-05 (J)		
3/9/2020						0.00027 (J)	5.5E-05 (J)
3/11/2020	<0.001	<0.001	5.8E-05 (J)	<0.001			
3/12/2020					<0.001		
9/10/2020							<0.001
9/15/2020	9.3E-05 (J)	<0.001	5E-05 (J)				
9/16/2020						0.0005 (J)	
9/17/2020					<0.001		
3/12/2021							0.0002 (J)
3/16/2021	5.2E-05 (J)		7E-05 (J)		<0.001	0.0002 (J)	
3/17/2021		<0.001					
3/29/2021				<0.001			
8/4/2021							<0.001
8/6/2021						<0.001	
8/9/2021	<0.001	<0.001	<0.001	<0.001			
8/10/2021					<0.001		
1/31/2022							<0.001
2/1/2022	<0.001	<0.001	<0.001				
2/2/2022				<0.001		<0.001	
2/3/2022					<0.001		
8/10/2022							<0.001
8/16/2022	<0.001	<0.001	<0.001	<0.001		<0.001	
8/17/2022					<0.001		
2/13/2023							<0.001
2/14/2023						<0.001	
2/16/2023	<0.001	<0.001	<0.001				
2/17/2023				<0.001	<0.001		
7/25/2023						0.00014 (J)	
7/26/2023							<0.001
7/27/2023	<0.001	<0.001	<0.001				
7/28/2023					<0.001		
8/1/2023				<0.001			
2/19/2024						<0.001	<0.001
2/22/2024	<0.001	<0.001		<0.001			
2/26/2024			<0.001				
2/27/2024					<0.001		

ND substitution: RL or RL/2 if <15% NDs.

Time Series

Constituent: Lead (mg/L) Analysis Run 5/1/2026 4:04 PM

Plant Bowen Client: Southern Company Data: Bowen LF 3-8

	GWA-1 (bg)	GWA-2 (bg)	GWA-2R (bg)	GWA-3A (bg)	GWA-4RZ (bg)	GWA-39RZ (bg)	GWA-39Z (bg)
8/1/2024						<0.001	<0.001
8/6/2024			<0.001				
8/7/2024	<0.001	<0.001					
8/8/2024				<0.001	<0.001		
2/25/2025							<0.001
2/26/2025				<0.001		<0.001	
2/27/2025	<0.001	<0.001	<0.001				
2/28/2025					<0.001		
8/28/2025						0.00035 (J)	<0.001
9/2/2025	<0.001	<0.001	<0.001	<0.001			
9/3/2025					<0.001		
2/17/2026				<0.001			
2/18/2026	<0.001	<0.001	<0.001		<0.001	<0.001	<0.001

ND substitution: RL or RL/2 if <15% NDs.

Time Series

Constituent: Lead (mg/L) Analysis Run 5/1/2026 4:04 PM

Plant Bowen Client: Southern Company Data: Bowen LF 3-8

	GWA-40 (bg)	GWA-41 (bg)	GWA-41R (bg)	GWA-42 (bg)	GWA-43 (bg)	GWA-43R (bg)	GWA-50 (bg)
12/12/2008							<0.001
4/23/2009							<0.001
10/6/2009							<0.001
4/27/2010							<0.001
9/30/2010							<0.001
4/14/2011							<0.001
10/5/2011							<0.001
4/11/2012							<0.001
10/2/2012							<0.001
4/9/2013							<0.001
10/15/2013							<0.001
4/10/2014							<0.001
10/1/2014							<0.001
3/30/2015							<0.001
10/11/2015							<0.001
3/11/2016				<0.001	<0.001	<0.001	
3/15/2016	<0.001	<0.001	<0.001				
3/28/2016							<0.001
5/11/2016	<0.001						
5/12/2016		<0.001					
5/13/2016			<0.001		<0.001	<0.001	
5/16/2016				<0.001			
5/23/2016							<0.001
7/19/2016					<0.001	<0.001	
7/20/2016		<0.001					
7/21/2016	<0.001		0.0001 (J)				
7/22/2016				0.0001 (J)			
8/1/2016							<0.001
9/15/2016	<0.001	<0.001					
9/16/2016					<0.001	<0.001	
9/19/2016				0.0002 (J)			
9/21/2016			<0.001				
9/26/2016							0.0001 (J)
11/2/2016					<0.001	<0.001	
11/3/2016	<0.001	<0.001	<0.001	<0.001			
11/10/2016							<0.001
1/17/2017	<0.001		<0.001	<0.001			
1/18/2017		<0.001			<0.001	<0.001	
1/30/2017							<0.001
3/24/2017	0.0001 (J)	<0.001					
3/27/2017			<0.001	<0.001			
3/28/2017					<0.001	<0.001	
4/7/2017							<0.001
5/24/2017	0.0001 (J)						
6/6/2017		<0.001	<0.001		7E-05 (J)	0.0001 (J)	
6/7/2017				<0.001			
6/12/2017							<0.001
9/22/2017					8E-05 (J)	7E-05 (J)	
9/25/2017		<0.001	0.0001 (J)				
9/26/2017	0.0001 (J)			<0.001			
10/2/2017							0.0003 (J)
3/14/2018	0.00046 (J)	<0.001	0.00031 (J)	<0.001	<0.001		

ND substitution: RL or RL/2 if <15% NDs.

Time Series

Constituent: Lead (mg/L) Analysis Run 5/1/2026 4:04 PM

Plant Bowen Client: Southern Company Data: Bowen LF 3-8

	GWA-40 (bg)	GWA-41 (bg)	GWA-41R (bg)	GWA-42 (bg)	GWA-43 (bg)	GWA-43R (bg)	GWA-50 (bg)
3/15/2018						0.0038 (J)	
3/16/2018							<0.001
9/12/2018	<0.001	<0.001	<0.001		<0.001	<0.001	
9/14/2018				<0.001			
9/17/2018							<0.001
3/13/2019	<0.001				<0.001	<0.001	
3/14/2019		<0.001	0.00031 (J)	<0.001			
3/19/2019							<0.001
9/9/2019	<0.001						
9/10/2019		<0.001	<0.001	<0.001			
9/11/2019					0.0001 (J)	9.2E-05 (J)	
9/13/2019							<0.001
3/6/2020		9.1E-05 (J)		0.00011 (J)			
3/9/2020	9.5E-05 (J)		4.9E-05 (J)		9.1E-05 (J)	9.6E-05 (J)	
3/11/2020							<0.001
9/10/2020		<0.001	<0.001	<0.001			
9/11/2020	<0.001				4.6E-05 (J)		
9/14/2020						6.6E-05 (J)	
9/16/2020							9.3E-05 (J)
3/10/2021	<0.001		0.00012 (J)				
3/11/2021		<0.001		<0.001	6.3E-05 (J)	0.00013 (J)	
3/17/2021							<0.001
8/4/2021	<0.001	<0.001	<0.001	<0.001			
8/5/2021						<0.001	
8/6/2021					<0.001		
8/9/2021							<0.001
1/31/2022	<0.001	<0.001	<0.001	<0.001	<0.001	<0.001	
2/1/2022							<0.001
8/10/2022				<0.001		<0.001	
8/11/2022		<0.001	<0.001		<0.001		
8/12/2022	<0.001						
8/16/2022							<0.001
2/13/2023	<0.001	<0.001	<0.001	<0.001		<0.001	
2/14/2023					<0.001		
2/16/2023							<0.001
7/25/2023		<0.001	<0.001		0.00018 (J)	<0.001	
7/26/2023	<0.001			<0.001			
7/28/2023							<0.001
2/19/2024	<0.001	<0.001	<0.001				
2/20/2024				<0.001	<0.001	<0.001	
2/22/2024							<0.001
8/1/2024	<0.001	<0.001	<0.001	<0.001			
8/2/2024					<0.001	<0.001	
8/8/2024							<0.001
2/25/2025	<0.001	<0.001	<0.001	<0.001	<0.001	<0.001	
2/27/2025							<0.001
8/27/2025	<0.001		<0.001				
8/28/2025		<0.001		<0.001	<0.001	<0.001	
9/2/2025							<0.001
2/16/2026	<0.001	<0.001	<0.001	<0.001	<0.001	<0.001	
2/17/2026							<0.001

ND substitution: RL or RL/2 if <15% NDs.

Time Series

Constituent: Lead (mg/L) Analysis Run 5/1/2026 4:04 PM

Plant Bowen Client: Southern Company Data: Bowen LF 3-8

	GWA-50R (bg)	GWA-51RZ (bg)	GWA-52 (bg)	GWA-53 (bg)	GWA-53R (bg)	GWA-54 (bg)	GWA-55 (bg)
12/12/2008	<0.001						
4/23/2009	<0.001						
10/6/2009	<0.001						
5/3/2010	<0.001						
10/11/2010	<0.001						
4/27/2011	<0.001						
10/19/2011	<0.001						
5/1/2012	<0.001						
10/2/2012	<0.001						
4/10/2013	<0.001						
10/16/2013	<0.001						
4/22/2014	<0.001						
10/1/2014	<0.001						
3/30/2015	<0.001						
5/8/2015		<0.001	<0.001		<0.001		
5/9/2015				<0.001		<0.001	<0.001
5/17/2015		<0.001	<0.001		<0.001		
5/18/2015				<0.001		<0.001	<0.001
5/25/2015		<0.001	<0.001	<0.001	<0.001	<0.001	
5/26/2015							<0.001
6/8/2015		<0.001	<0.001	<0.001	<0.001		
6/9/2015						<0.001	<0.001
6/17/2015				<0.001		<0.001	<0.001
6/18/2015		<0.001	<0.001		<0.001		
6/24/2015		<0.001	<0.001	<0.001	<0.001		
6/25/2015						<0.001	<0.001
6/30/2015		<0.001	<0.001	<0.001	<0.001		
7/1/2015						<0.001	<0.001
7/6/2015		<0.001	<0.001	<0.001	<0.001		
7/7/2015						<0.001	<0.001
8/12/2015		<0.001	<0.001	<0.001	<0.001	<0.001	
8/13/2015							<0.001
10/11/2015	<0.001						
12/8/2015		<0.001					
2/29/2016			<0.001				
3/2/2016				<0.001	<0.001	<0.001	<0.001
3/28/2016	<0.001						
5/3/2016				<0.001	<0.001		<0.001
5/4/2016		<0.001	<0.001			<0.001	
5/25/2016	<0.001						
7/7/2016		0.0002 (J)					
7/8/2016			<0.001	0.0002 (J)		<0.001	
7/11/2016					<0.001		<0.001
8/1/2016	<0.001						
9/7/2016					<0.001		
9/8/2016		<0.001	<0.001	0.0002 (J)		<0.001	
9/9/2016							<0.001
9/26/2016	<0.001						
10/26/2016		<0.001	<0.001	<0.001		<0.001	<0.001
10/27/2016					<0.001		
11/11/2016	<0.001						
1/6/2017		<0.001	<0.001		<0.001		

ND substitution: RL or RL/2 if <15% NDs.

Time Series

Constituent: Lead (mg/L) Analysis Run 5/1/2026 4:04 PM

Plant Bowen Client: Southern Company Data: Bowen LF 3-8

	GWA-50R (bg)	GWA-51RZ (bg)	GWA-52 (bg)	GWA-53 (bg)	GWA-53R (bg)	GWA-54 (bg)	GWA-55 (bg)
1/9/2017				<0.001		<0.001	<0.001
1/30/2017	<0.001						
3/15/2017		<0.001	<0.001			<0.001	
3/16/2017				0.0001 (J)	5E-05 (J)		7E-05 (J)
4/3/2017	<0.001						
5/17/2017			<0.001				
5/18/2017		<0.001				<0.001	0.0001 (J)
5/19/2017				9E-05 (J)	0.0001 (J)		
6/12/2017	<0.001						
7/19/2017		<0.001					
9/15/2017			<0.001			<0.001	<0.001
9/19/2017		<0.001		0.0001 (J)	<0.001		
10/2/2017	<0.001						
3/12/2018							<0.001
3/13/2018		<0.001	<0.001	<0.001	<0.001	<0.001	
3/16/2018	<0.001						
9/6/2018			<0.001			<0.001	
9/7/2018		<0.001					<0.001
9/11/2018				<0.001	<0.001		
9/18/2018	<0.001						
3/7/2019			<0.001			<0.001	
3/8/2019		<0.001		<0.001			<0.001
3/12/2019					<0.001		
3/19/2019	<0.001						
9/4/2019			<0.001				
9/5/2019		<0.001		8E-05 (J)	8.3E-05 (J)	<0.001	<0.001
9/12/2019	<0.001						
3/2/2020			<0.001				
3/3/2020		5.1E-05 (J)				4.8E-05 (J)	4.8E-05 (J)
3/4/2020				0.00016 (J)	6.6E-05 (J)		
3/11/2020	<0.001						
9/3/2020			<0.001				
9/4/2020							0.0001 (J)
9/8/2020				0.00012 (J)	0.0006 (J)	<0.001	
9/9/2020		8.9E-05 (J)					
9/15/2020	<0.001						
2/24/2021			<0.001				
2/25/2021		<0.001				<0.001	9E-05 (J)
2/26/2021				0.00012 (J)	6.4E-05 (J)		
3/17/2021	<0.001						
7/27/2021			<0.001			<0.001	
7/28/2021		<0.001					<0.001
7/29/2021				<0.001	<0.001		
8/9/2021	<0.001						
1/25/2022			<0.001			<0.001	
1/26/2022		<0.001		<0.001	<0.001		<0.001
2/2/2022	<0.001						
8/5/2022			<0.001			<0.001	
8/8/2022				<0.001	<0.001		<0.001
8/9/2022		<0.001					
8/17/2022	<0.001						
2/16/2023	<0.001						

ND substitution: RL or RL/2 if <15% NDs.

Time Series

Constituent: Lead (mg/L) Analysis Run 5/1/2026 4:04 PM

Plant Bowen Client: Southern Company Data: Bowen LF 3-8

	GWA-50R (bg)	GWA-51RZ (bg)	GWA-52 (bg)	GWA-53 (bg)	GWA-53R (bg)	GWA-54 (bg)	GWA-55 (bg)
7/28/2023	<0.001						
2/22/2024	<0.001						
8/8/2024	<0.001						
2/28/2025	<0.001						
9/2/2025	<0.001						
2/17/2026	<0.001						

ND substitution: RL or RL/2 if <15% NDs.

Time Series

Constituent: Lead (mg/L) Analysis Run 5/1/2026 4:04 PM

Plant Bowen Client: Southern Company Data: Bowen LF 3-8

	GWA-55R (bg)	GWA-56 (bg)	GWC-16R	GWC-17R	GWC-18	GWC-18R	GWC-19R
9/16/2014			<0.001				
9/17/2014				<0.001	<0.001	<0.001	<0.001
10/4/2014			<0.001	<0.001	<0.001	<0.001	<0.001
10/21/2014			<0.001	<0.001	<0.001	<0.001	<0.001
11/5/2014					<0.001		<0.001
11/11/2014			<0.001	<0.001		<0.001	
3/3/2015			<0.001	<0.001	<0.001	<0.001	<0.001
3/18/2015			<0.001	<0.001	<0.001	<0.001	
3/19/2015							<0.001
4/6/2015			<0.001	<0.001			
4/7/2015					<0.001	<0.001	<0.001
4/23/2015			<0.001	<0.001	<0.001	<0.001	
4/24/2015							<0.001
5/9/2015	<0.001	<0.001					
5/18/2015	<0.001						
5/19/2015		<0.001					
5/26/2015	<0.001	<0.001					
6/9/2015	<0.001	<0.001					
6/17/2015	<0.001	<0.001					
6/25/2015	<0.001	<0.001					
7/1/2015	<0.001	<0.001					
7/7/2015	<0.001	<0.001					
7/29/2015			<0.001	<0.001	<0.001	<0.001	<0.001
8/13/2015	<0.001	<0.001					
3/3/2016	<0.001	<0.001	<0.001				
3/4/2016				<0.001			
3/7/2016					<0.001	<0.001	<0.001
5/3/2016	<0.001						
5/5/2016					<0.001	<0.001	
5/9/2016		<0.001					<0.001
5/10/2016			<0.001	<0.001			
7/11/2016	0.0001 (J)	0.0003 (J)					
7/13/2016			<0.001		0.0001 (J)	<0.001	
7/14/2016				0.0006 (J)			9E-05 (J)
9/9/2016	<0.001	0.0001 (J)					
9/12/2016						0.0002 (J)	<0.001
9/13/2016					<0.001		
9/14/2016				<0.001			
9/15/2016			<0.001				
10/26/2016		<0.001					
10/27/2016	0.0001 (J)						
10/31/2016					<0.001		<0.001
11/1/2016				<0.001		0.0001 (J)	
11/2/2016			<0.001				
1/9/2017	<0.001	<0.001					
1/11/2017			0.0001 (J)	<0.001		<0.001	<0.001
1/12/2017					0.0002 (J)		
3/15/2017		0.0001 (J)					
3/16/2017	0.0001 (J)						
3/20/2017			<0.001			7E-05 (J)	
3/21/2017				<0.001			7E-05 (J)
3/23/2017					0.0002 (J)		

ND substitution: RL or RL/2 if <15% NDs.

Time Series

Constituent: Lead (mg/L) Analysis Run 5/1/2026 4:04 PM

Plant Bowen Client: Southern Company Data: Bowen LF 3-8

	GWA-55R (bg)	GWA-56 (bg)	GWC-16R	GWC-17R	GWC-18	GWC-18R	GWC-19R
5/18/2017	7E-05 (J)	0.0001 (J)					
5/22/2017						<0.001	<0.001
5/23/2017			8E-05 (J)	<0.001	0.0002 (J)		
9/15/2017		0.0001 (J)					
9/18/2017	<0.001						
9/20/2017							0.0004 (J)
9/21/2017			9E-05 (J)			0.0003 (J)	
9/22/2017				<0.001			
9/25/2017					8E-05 (J)		
3/12/2018	<0.001						
3/13/2018		<0.001					
3/14/2018			<0.001	<0.001	<0.001	0.00035 (J)	<0.001
9/7/2018	<0.001	<0.001	<0.001			<0.001	
9/10/2018							<0.001
9/11/2018				<0.001	<0.001		
3/7/2019	<0.001	<0.001					
3/11/2019			<0.001				
3/12/2019				<0.001	<0.001	<0.001	<0.001
9/4/2019		<0.001					
9/5/2019	<0.001						
9/6/2019						<0.001	
9/9/2019			<0.001		5E-05 (J)		<0.001
9/10/2019				<0.001			
3/4/2020	<0.001	5E-05 (J)	<0.001				0.0003 (J)
3/5/2020				<0.001		0.00032 (J)	
3/6/2020					0.00013 (J)		
9/4/2020	<0.001	<0.001					
9/9/2020			0.00017 (J)	<0.001	6E-05 (J)	0.00025 (J)	<0.001
2/25/2021	3.8E-05 (J)	4.5E-05 (J)					
2/26/2021					9.4E-05 (J)	0.00025 (J)	<0.001
3/9/2021			0.00011 (J)				
3/10/2021				<0.001			
7/28/2021	<0.001	<0.001					
7/29/2021					<0.001	<0.001	
7/30/2021			<0.001	<0.001			
8/3/2021							<0.001
1/26/2022		<0.001					
1/27/2022	<0.001					<0.001	<0.001
1/28/2022			<0.001	<0.001	<0.001		
8/5/2022		<0.001					
8/8/2022	<0.001						
8/9/2022							<0.001
8/10/2022					<0.001	<0.001	
8/11/2022			<0.001	<0.001			
2/9/2023					<0.001	<0.001	<0.001
2/10/2023			<0.001	<0.001			
8/3/2023				<0.001	<0.001		
8/4/2023			<0.001			<0.001	<0.001
2/14/2024					<0.001	<0.001	0.00024 (J)
2/15/2024			<0.001	<0.001			
7/31/2024			<0.001	<0.001	<0.001	<0.001	<0.001
2/19/2025						<0.001	

ND substitution: RL or RL/2 if <15% NDs.

Time Series

Constituent: Lead (mg/L) Analysis Run 5/1/2026 4:04 PM

Plant Bowen Client: Southern Company Data: Bowen LF 3-8

	GWA-55R (bg)	GWA-56 (bg)	GWC-16R	GWC-17R	GWC-18	GWC-18R	GWC-19R
2/20/2025					<0.001		0.00026 (J)
2/25/2025			<0.001	<0.001			
8/21/2025			<0.001				
8/22/2025				<0.001		<0.001	
8/26/2025					<0.001		
8/27/2025							<0.001
2/12/2026					<0.001	<0.001	<0.001
2/13/2026			<0.001	<0.001			

ND substitution: RL or RL/2 if <15% NDs.

Time Series

Constituent: Lead (mg/L) Analysis Run 5/1/2026 4:04 PM

Plant Bowen Client: Southern Company Data: Bowen LF 3-8

	GWC-20R	GWC-21R	GWC-22R	GWC-23R	GWC-24R	GWC-25R	GWC-26
9/16/2014					<0.001	<0.001	
9/18/2014	<0.001	<0.001	<0.001	<0.001			
10/4/2014					<0.001	<0.001	
10/5/2014	<0.001	<0.001	<0.001	<0.001			
10/22/2014	<0.001	<0.001	<0.001	<0.001			
10/23/2014					<0.001	<0.001	
11/5/2014	<0.001	<0.001	<0.001	<0.001			
11/10/2014					<0.001	<0.001	
3/4/2015	<0.001	<0.001	<0.001	<0.001	<0.001	<0.001	
3/19/2015	<0.001	<0.001	<0.001				
3/20/2015				<0.001	<0.001	<0.001	
4/7/2015	<0.001						
4/8/2015		<0.001	<0.001	<0.001	<0.001		
4/9/2015						<0.001	
4/23/2015				<0.001	<0.001	<0.001	
4/24/2015	<0.001	<0.001	<0.001				
7/30/2015	<0.001	<0.001	<0.001	<0.001	<0.001	<0.001	
3/4/2016					<0.001		
3/7/2016			<0.001				
3/8/2016	<0.001	<0.001				<0.001	
3/9/2016				<0.001			
5/4/2016						<0.001	
5/5/2016			<0.001		<0.001		
5/6/2016				<0.001			
5/9/2016	<0.001	<0.001					
7/12/2016					<0.001		
7/14/2016	<0.001		<0.001				
7/15/2016		<0.001		<0.001			
7/18/2016						0.0001 (J)	
9/9/2016		<0.001					
9/12/2016	<0.001		<0.001				
9/13/2016					<0.001	<0.001	
9/14/2016				<0.001			
10/27/2016		<0.001	<0.001		<0.001	<0.001	
10/31/2016	<0.001						
11/1/2016				<0.001			
1/12/2017	<0.001	<0.001					
1/13/2017			0.0001 (J)		<0.001	<0.001	
1/25/2017				<0.001			
3/16/2017						0.0003 (J)	
3/20/2017			7E-05 (J)		0.0001 (J)		
3/21/2017		6E-05 (J)					
3/22/2017	<0.001			<0.001			
5/19/2017					<0.001	0.0001 (J)	
5/22/2017	<0.001						
5/23/2017		<0.001	<0.001				
5/24/2017				0.0001 (J)			
9/19/2017	<0.001	<0.001	0.0001 (J)		0.0002 (J)	<0.001	
9/21/2017				<0.001			
3/13/2018			<0.001		<0.001	<0.001	
3/14/2018	<0.001	<0.001		<0.001			
9/7/2018			<0.001				

ND substitution: RL or RL/2 if <15% NDs.

Time Series

Constituent: Lead (mg/L) Analysis Run 5/1/2026 4:04 PM

Plant Bowen Client: Southern Company Data: Bowen LF 3-8

	GWC-20R	GWC-21R	GWC-22R	GWC-23R	GWC-24R	GWC-25R	GWC-26
9/10/2018	<0.001	<0.001					
9/11/2018				<0.001	<0.001	<0.001	
3/8/2019					<0.001	0.00035 (J)	
3/11/2019		<0.001	<0.001				
3/12/2019	<0.001			<0.001			
9/5/2019			<0.001		9.5E-05 (J)	6E-05 (J)	
9/6/2019	<0.001	0.0016 (J)		6.8E-05 (J)			
3/3/2020		<0.001	5.9E-05 (J)		5.7E-05 (J)	5.9E-05 (J)	
3/5/2020	<0.001			5.2E-05 (J)			
9/4/2020	<0.001					0.00012 (J)	
9/8/2020		6.7E-05 (J)	<0.001				
9/9/2020				<0.001	0.0001 (J)		
3/9/2021	<0.001	<0.001	<0.001		<0.001	<0.001	
3/10/2021				<0.001			
7/29/2021					<0.001		
7/30/2021				<0.001			
8/2/2021	<0.001	<0.001	<0.001			<0.001	
1/27/2022	<0.001		<0.001			<0.001	
1/28/2022		<0.001		<0.001	<0.001		
8/9/2022	<0.001				<0.001	<0.001	
8/10/2022		<0.001	<0.001				
8/11/2022				<0.001			
2/9/2023		<0.001	<0.001		<0.001	<0.001	
2/10/2023	<0.001			<0.001			
6/20/2023							<0.001
8/3/2023	<0.001		<0.001	<0.001	<0.001	<0.001	
8/4/2023		<0.001					
8/7/2023							<0.001
10/12/2023							<0.001
12/12/2023							<0.001
2/15/2024	<0.001	<0.001	<0.001		<0.001		
2/16/2024				<0.001		<0.001	
2/29/2024							<0.001
4/23/2024							<0.001
6/12/2024							<0.001
7/31/2024			<0.001	<0.001	<0.001	<0.001	
8/1/2024	<0.001						
8/2/2024		<0.001					
8/27/2024							<0.001
2/20/2025	<0.001		<0.001				
2/24/2025					<0.001		
2/25/2025		<0.001		<0.001		<0.001	
3/4/2025							<0.001
8/15/2025							<0.001
8/18/2025						<0.001	
8/21/2025				<0.001			
8/22/2025		<0.001					
8/26/2025	<0.001		<0.001		<0.001		
2/12/2026	<0.001				<0.001		
2/13/2026			<0.001	<0.001		<0.001	
2/17/2026		<0.001					
2/24/2026							<0.001

ND substitution: RL or RL/2 if <15% NDs.

Time Series

Constituent: Lead (mg/L) Analysis Run 5/1/2026 4:04 PM

Plant Bowen Client: Southern Company Data: Bowen LF 3-8

	GWC-27	GWC-27R	GWC-28	GWC-29	GWC-29R	GWC-30	GWC-31
6/20/2023			<0.001				
6/23/2023	<0.001	<0.001					<0.001
6/26/2023				<0.001			
6/27/2023					<0.001	<0.001	
8/7/2023	<0.001	<0.001		<0.001			
8/8/2023			<0.001				
8/9/2023						<0.001	<0.001
8/10/2023					<0.001		
10/11/2023				0.00021 (J)			<0.001
10/12/2023	<0.001	0.00018 (J)	<0.001				
10/13/2023					<0.001	<0.001	
12/12/2023	<0.001	0.00021 (J)	<0.001	<0.001			<0.001
12/13/2023					<0.001	<0.001	
2/29/2024	<0.001	<0.001		<0.001			
3/1/2024					<0.001	<0.001	<0.001
3/4/2024			<0.001				
4/23/2024	<0.001	<0.001		<0.001			<0.001
4/24/2024			<0.001		<0.001	<0.001	
6/11/2024				<0.001			
6/12/2024	<0.001		<0.001		<0.001	<0.001	<0.001
6/13/2024		<0.001					
8/26/2024	<0.001	<0.001		<0.001			<0.001
8/27/2024			<0.001		<0.001	<0.001	
3/4/2025	<0.001	<0.001					
3/5/2025				<0.001		<0.001	<0.001
3/6/2025			<0.001		<0.001		
8/18/2025		<0.001		<0.001			
8/19/2025			<0.001		<0.001	<0.001	
8/20/2025	<0.001						<0.001
2/25/2026							<0.001
2/26/2026				<0.001	<0.001		
2/27/2026						<0.001	
3/2/2026	<0.001	<0.001	<0.001				

ND substitution: RL or RL/2 if <15% NDs.

Time Series

Constituent: Lead (mg/L) Analysis Run 5/1/2026 4:04 PM

Plant Bowen Client: Southern Company Data: Bowen LF 3-8

	GWC-31R	GWC-32	GWC-33R	GWC-34	GWC-34R	GWC-35	GWC-36A
4/6/2022							<0.001
8/8/2022							<0.001
2/8/2023							<0.001
6/21/2023			0.00013 (J)	<0.001	<0.001		
6/23/2023	<0.001						
6/26/2023		<0.001					
6/28/2023						<0.001	
8/2/2023							<0.001
8/7/2023				<0.001	<0.001		
8/8/2023			<0.001				
8/9/2023	<0.001	<0.001					
8/10/2023						<0.001	
10/10/2023				<0.001	<0.001		
10/11/2023	<0.001		<0.001			0.00019 (J)	
10/13/2023		<0.001					
12/12/2023	<0.001						
12/13/2023		<0.001	<0.001	<0.001	<0.001	<0.001	
2/13/2024							<0.001
2/29/2024		<0.001		<0.001	<0.001	<0.001	
3/4/2024	<0.001		<0.001				
4/23/2024	<0.001		<0.001				
4/24/2024		<0.001		<0.001	<0.001	<0.001	
6/11/2024	<0.001						
6/12/2024		<0.001					
6/13/2024			<0.001	<0.001	<0.001	<0.001	
7/30/2024							<0.001
8/26/2024	<0.001						
8/27/2024		<0.001	<0.001			<0.001	
8/28/2024				<0.001	<0.001		
2/19/2025							<0.001
3/5/2025	<0.001		<0.001			<0.001	
3/6/2025		<0.001					
8/15/2025						<0.001	
8/19/2025	<0.001		<0.001				
8/20/2025		<0.001					
8/21/2025							<0.001
9/4/2025				<0.001	<0.001		
2/12/2026							<0.001
2/24/2026						<0.001	
2/27/2026	<0.001						
3/2/2026		<0.001		<0.001	<0.001		
3/3/2026			<0.001				

ND substitution: RL or RL/2 if <15% NDs.

Time Series

Constituent: Lead (mg/L) Analysis Run 5/1/2026 4:04 PM

Plant Bowen Client: Southern Company Data: Bowen LF 3-8

	GWC-36RA	GWC-37	GWC-38	GWC-57	GWC-25	GWC-31S	GWC-58
9/15/2014	0.0069 (JO)						
9/16/2014		<0.001	<0.001				
10/3/2014	<0.001	<0.001	<0.001				
10/20/2014	<0.001	<0.001	<0.001				
11/10/2014	<0.001	<0.001	<0.001				
3/2/2015	<0.001	<0.001	0.0047 (J)				
3/17/2015	<0.001	<0.001	<0.001				
4/5/2015	<0.001	<0.001					
4/6/2015			<0.001				
4/21/2015	<0.001						
4/22/2015		<0.001	<0.001				
7/28/2015	<0.001	<0.001	<0.001				
3/1/2016	<0.001	<0.001					
3/2/2016			<0.001				
5/2/2016	<0.001						
5/3/2016		<0.001	<0.001				
7/6/2016	0.0004 (J)						
7/7/2016			0.0001 (J)				
7/8/2016		0.0001 (J)					
9/7/2016	<0.001	0.0001 (J)					
9/8/2016			0.0001 (J)				
10/25/2016	0.0001 (J)	<0.001	0.0002 (J)				
1/5/2017	0.0002 (J)						
1/6/2017		<0.001					
2/9/2017			<0.001				
3/14/2017	0.0003 (J)	0.0001 (J)					
3/23/2017			0.0001 (J)				
5/16/2017	<0.001	<0.001					
5/17/2017			0.0001 (J)				
9/15/2017	8E-05 (J)	<0.001					
9/19/2017			<0.001				
3/12/2018	<0.001	<0.001					
3/13/2018			<0.001				
9/6/2018	<0.001	<0.001	<0.001				
3/6/2019		<0.001					
3/7/2019	<0.001		<0.001				
9/4/2019	<0.001	<0.001	<0.001				
3/2/2020	0.00031 (J)	<0.001	<0.001				
9/3/2020		<0.001	<0.001				
9/14/2020	0.00065 (J)						
2/24/2021		<0.001	<0.001				
3/26/2021	0.00095 (J)						
7/27/2021	<0.001						
7/28/2021		0.13 (O)	<0.001				
1/25/2022			<0.001				
1/26/2022	<0.001	<0.001					
8/5/2022			<0.001				
8/8/2022	<0.001	<0.001					
2/8/2023	<0.001	<0.001	<0.001				
6/21/2023				<0.001			
8/2/2023		<0.001	<0.001				
8/3/2023	<0.001						

ND substitution: RL or RL/2 if <15% NDs.

Time Series

Constituent: Lead (mg/L) Analysis Run 5/1/2026 4:04 PM

Plant Bowen Client: Southern Company Data: Bowen LF 3-8

	GWC-36RA	GWC-37	GWC-38	GWC-57	GWC-25	GWC-31S	GWC-58
8/8/2023				<0.001			
10/10/2023				<0.001			
12/13/2023				<0.001			
2/13/2024	<0.001	<0.001	<0.001				
3/4/2024				0.00021 (J)			
4/24/2024				<0.001			
6/13/2024				<0.001			
7/30/2024	<0.001	<0.001	<0.001				
8/27/2024				<0.001			
2/19/2025	<0.001	<0.001	<0.001				
3/4/2025				<0.001			
8/15/2025				<0.001			
8/21/2025	<0.001		<0.001				
8/27/2025		<0.001					
2/12/2026	<0.001	<0.001	<0.001				
2/16/2026					<0.001		
3/2/2026				<0.001		<0.001	<0.001

ND substitution: RL or RL/2 if <15% NDs.

Time Series

Constituent: Mercury (mg/L) Analysis Run 5/1/2026 4:04 PM

Plant Bowen Client: Southern Company Data: Bowen LF 3-8

	GWA-1 (bg)	GWA-2 (bg)	GWA-2R (bg)	GWA-3A (bg)	GWA-4RZ (bg)	GWA-39RZ (bg)	GWA-39Z (bg)
8/23/2007	<0.0002	<0.0002	<0.0002	<0.0002			
10/23/2007	<0.0002						
10/24/2007		<0.0002	<0.0002				
11/2/2007				<0.0002			
11/18/2007	<0.0002	<0.0002	<0.0002	<0.0002			
1/30/2008	<0.0002						
1/31/2008		<0.0002	<0.0002	<0.0002			
3/10/2008	<0.0002		<0.0002				
3/11/2008		<0.0002		<0.0002			
5/6/2008		0.000175					
5/13/2008	<0.0002		<0.0002				
5/14/2008				<0.0002			
12/4/2008		<0.0002	<0.0002				
12/5/2008	<0.0002			<0.0002			
4/15/2009	<0.0002			<0.0002			
4/21/2009		<0.0002	<0.0002				
5/20/2009					<0.0002		
10/7/2009	<0.0002	<0.0002					
10/8/2009			<0.0002	<0.0002			
10/19/2009					<0.0002		
4/21/2010			<0.0002				
4/26/2010		<0.0002					
4/27/2010					<0.0002		
4/28/2010				<0.0002			
5/3/2010	<0.0002						
9/28/2010			<0.0002				
10/4/2010		<0.0002			<0.0002		
10/6/2010				<0.0002			
10/12/2010	<0.0002						
4/12/2011			<0.0002				
4/13/2011		<0.0002					
4/14/2011					<0.0002		
4/21/2011				<0.0002			
4/27/2011	<0.0002						
10/4/2011			<0.0002				
10/5/2011		<0.0002			<0.0002		
10/13/2011				<0.0002			
10/17/2011	<0.0002						
4/3/2012			<0.0002				
4/11/2012		<0.0002			<0.0002		
5/1/2012				<0.0002			
5/2/2012	<0.0002						
10/2/2012					<0.0002		
10/8/2012	<0.0002						
10/9/2012		<0.0002	<0.0002	<0.0002			
4/11/2013			<0.0002	<0.0002	<0.0002		
4/12/2013	<0.0002						
4/15/2013		<0.0002					
10/15/2013		<0.0002					
10/16/2013	<0.0002		<0.0002	<0.0002			
10/21/2013					<0.0002		
4/10/2014			<0.0002				

ND substitution: RL or RL/2 if <15% NDs.

Time Series

Constituent: Mercury (mg/L) Analysis Run 5/1/2026 4:04 PM

Plant Bowen Client: Southern Company Data: Bowen LF 3-8

	GWA-1 (bg)	GWA-2 (bg)	GWA-2R (bg)	GWA-3A (bg)	GWA-4RZ (bg)	GWA-39RZ (bg)	GWA-39Z (bg)
4/11/2014	<0.0002						
4/22/2014		<0.0002					
4/23/2014				<0.0002	<0.0002		
9/30/2014	<0.0002	<0.0002	<0.0002				
10/4/2014				<0.0002	<0.0002		
3/30/2015	<0.0002	<0.0002	<0.0002				
3/31/2015				<0.0002	<0.0002		
10/11/2015					<0.0002		
10/12/2015				<0.0002			
10/13/2015	<0.0002	<0.0002	<0.0002				
3/14/2016							<0.0002
3/22/2016	<0.0002						
3/23/2016		<0.0002	<0.0002	<0.0002			
5/11/2016							<0.0002
5/19/2016	<0.0002		<0.0002				
5/20/2016		<0.0002					
5/23/2016				<0.0002			
7/19/2016							<0.0002
7/29/2016	<0.0002	<0.0002	<0.0002	<0.0002			
9/15/2016							<0.0002
9/22/2016			<0.0002	<0.0002			
9/23/2016	<0.0002	<0.0002					
11/2/2016							<0.0002
11/9/2016	<0.0002	<0.0002					
11/10/2016			<0.0002	<0.0002			
1/18/2017							<0.0002
1/30/2017	<0.0002						
1/31/2017		5E-05 (J)	<0.0002	5E-05 (J)			
2/21/2017						<0.0002	
2/22/2017					<0.0002		
3/27/2017						<0.0002	
3/28/2017							<0.0002
3/30/2017	6E-05 (J)	6E-05 (J)		<0.0002			
4/3/2017			<0.0002				
4/7/2017					0.00012 (J)		
6/7/2017							<0.0002
6/8/2017						<0.0002	
6/9/2017	<0.0002		<0.0002				
6/12/2017		4E-05 (J)		<0.0002			
6/14/2017					7.2E-05 (J)		
7/12/2017					<0.0002		
7/17/2017						<0.0002	
7/20/2017					<0.0002		
7/27/2017						<0.0002	
7/28/2017					<0.0002		
8/9/2017					<0.0002	<0.0002	
8/24/2017					<0.0002		
9/26/2017							<0.0002
9/29/2017						<0.0002	
10/2/2017	<0.0002	<0.0002	<0.0002				
10/3/2017					<0.0002		
10/4/2017				<0.0002			

ND substitution: RL or RL/2 if <15% NDs.

Time Series

Constituent: Mercury (mg/L) Analysis Run 5/1/2026 4:04 PM

Plant Bowen Client: Southern Company Data: Bowen LF 3-8

	GWA-1 (bg)	GWA-2 (bg)	GWA-2R (bg)	GWA-3A (bg)	GWA-4RZ (bg)	GWA-39RZ (bg)	GWA-39Z (bg)
3/14/2018							<0.0002
3/16/2018	<0.0002		<0.0002			<0.0002	
3/19/2018		<0.0002		<0.0002			
3/21/2018					<0.0002		
9/12/2018							<0.0002
9/14/2018		<0.0002	<0.0002			4.1E-05 (J)	
9/17/2018	<0.0002			<0.0002			
9/18/2018					4.1E-05 (J)		
3/14/2019						<0.0002	
3/15/2019							<0.0002
3/19/2019			<0.0002				
3/20/2019	4E-05 (J)	3.9E-05 (J)		<0.0002			
3/21/2019					6.8E-05 (J)		
9/9/2019							<0.0002
9/11/2019						<0.0002	
9/12/2019	<0.0002	<0.0002					
9/13/2019			<0.0002	<0.0002	<0.0002		
3/9/2020						<0.0002	<0.0002
3/11/2020	<0.0002	<0.0002	<0.0002	<0.0002			
3/12/2020					<0.0002		
9/10/2020							<0.0002
9/15/2020	<0.0002	<0.0002	<0.0002				
9/16/2020						<0.0002	
9/17/2020					<0.0002		
3/12/2021							<0.0002
3/16/2021	<0.0002		<0.0002		<0.0002	<0.0002	
3/17/2021		<0.0002					
3/29/2021				<0.0002			
8/4/2021							0.00012 (J)
8/6/2021						<0.0002	
8/9/2021	<0.0002	<0.0002	<0.0002	<0.0002			
8/10/2021					<0.0002		
1/31/2022							<0.0002
2/1/2022	<0.0002	<0.0002	<0.0002				
2/2/2022				<0.0002		<0.0002	
2/3/2022					<0.0002		
8/10/2022							<0.0002
8/16/2022	<0.0002	<0.0002	<0.0002	<0.0002		<0.0002	
8/17/2022					<0.0002		
2/13/2023							<0.0002
2/14/2023						<0.0002	
2/16/2023	0.00017 (J)	0.00013 (J)	<0.0002				
2/17/2023				0.00013 (J)	<0.0002		
7/25/2023						<0.0002	
7/26/2023							<0.0002
7/27/2023	<0.0002	<0.0002	<0.0002				
7/28/2023					<0.0002		
8/1/2023				<0.0002			
2/19/2024						<0.0002	<0.0002
2/22/2024	<0.0002	<0.0002		<0.0002			
2/26/2024			<0.0002				
2/27/2024					<0.0002		

ND substitution: RL or RL/2 if <15% NDs.

Time Series

Constituent: Mercury (mg/L) Analysis Run 5/1/2026 4:04 PM

Plant Bowen Client: Southern Company Data: Bowen LF 3-8

	GWA-1 (bg)	GWA-2 (bg)	GWA-2R (bg)	GWA-3A (bg)	GWA-4RZ (bg)	GWA-39RZ (bg)	GWA-39Z (bg)
8/1/2024						<0.0002	<0.0002
8/6/2024			<0.0002				
8/7/2024	<0.0002	<0.0002					
8/8/2024				<0.0002	<0.0002		
2/25/2025							<0.0002
2/26/2025				<0.0002		<0.0002	
2/27/2025	<0.0002	<0.0002	<0.0002				
2/28/2025					<0.0002		
8/28/2025						<0.0002	<0.0002
9/2/2025	<0.0002	<0.0002	<0.0002	<0.0002			
9/3/2025					<0.0002		
2/17/2026				<0.0002			
2/18/2026	<0.0002	<0.0002	<0.0002		<0.0002	<0.0002	<0.0002

ND substitution: RL or RL/2 if <15% NDs.

Time Series

Constituent: Mercury (mg/L) Analysis Run 5/1/2026 4:04 PM

Plant Bowen Client: Southern Company Data: Bowen LF 3-8

	GWA-40 (bg)	GWA-41 (bg)	GWA-41R (bg)	GWA-42 (bg)	GWA-43 (bg)	GWA-43R (bg)	GWA-50 (bg)
12/12/2008							<0.0002
4/23/2009							<0.0002
10/6/2009							<0.0002
4/27/2010							<0.0002
9/30/2010							<0.0002
4/14/2011							<0.0002
10/5/2011							<0.0002
4/11/2012							<0.0002
10/2/2012							<0.0002
4/9/2013							<0.0002
10/15/2013							<0.0002
4/10/2014							<0.0002
10/1/2014							<0.0002
3/30/2015							2.02E-05 (J)
10/11/2015							<0.0002
3/11/2016				<0.0002	<0.0002	<0.0002	
3/15/2016	<0.0002	<0.0002	<0.0002				
3/28/2016							<0.0002
5/11/2016	<0.0002						
5/12/2016		<0.0002					
5/13/2016			<0.0002		<0.0002	<0.0002	
5/16/2016				<0.0002			
5/23/2016							<0.0002
7/19/2016					<0.0002	<0.0002	
7/20/2016		<0.0002					
7/21/2016	<0.0002		<0.0002				
7/22/2016				<0.0002			
8/1/2016							<0.0002
9/15/2016	<0.0002	<0.0002					
9/16/2016					<0.0002	<0.0002	
9/19/2016				<0.0002			
9/21/2016			<0.0002				
9/26/2016							<0.0002
11/2/2016					<0.0002	<0.0002	
11/3/2016	<0.0002	<0.0002	<0.0002	<0.0002			
11/10/2016							<0.0002
1/17/2017	<0.0002		<0.0002	<0.0002			
1/18/2017		<0.0002			<0.0002	<0.0002	
1/30/2017							<0.0002
3/24/2017	<0.0002	<0.0002					
3/27/2017			<0.0002	<0.0002			
3/28/2017					<0.0002	<0.0002	
4/7/2017							0.00015 (J)
5/24/2017	<0.0002						
6/6/2017		<0.0002	<0.0002		<0.0002	<0.0002	
6/7/2017				<0.0002			
6/12/2017							5E-05 (J)
9/22/2017					<0.0002	<0.0002	
9/25/2017		<0.0002	<0.0002				
9/26/2017	<0.0002			<0.0002			
10/2/2017							<0.0002
3/14/2018	<0.0002	<0.0002	<0.0002	<0.0002	<0.0002		

ND substitution: RL or RL/2 if <15% NDs.

Time Series

Constituent: Mercury (mg/L) Analysis Run 5/1/2026 4:04 PM

Plant Bowen Client: Southern Company Data: Bowen LF 3-8

	GWA-40 (bg)	GWA-41 (bg)	GWA-41R (bg)	GWA-42 (bg)	GWA-43 (bg)	GWA-43R (bg)	GWA-50 (bg)
3/15/2018						<0.0002	
3/16/2018							<0.0002
9/12/2018	3.8E-05 (J)	<0.0002	<0.0002		<0.0002	3.9E-05 (J)	
9/14/2018				3.8E-05 (J)			
9/17/2018							<0.0002
3/13/2019	<0.0002				<0.0002	<0.0002	
3/14/2019		<0.0002	<0.0002	<0.0002			
3/19/2019							<0.0002
9/9/2019	<0.0002						
9/10/2019		<0.0002	<0.0002	<0.0002			
9/11/2019					<0.0002	<0.0002	
9/13/2019							<0.0002
3/6/2020		<0.0002		<0.0002			
3/9/2020	<0.0002		<0.0002		<0.0002	<0.0002	
3/11/2020							<0.0002
9/10/2020		<0.0002	<0.0002	<0.0002			
9/11/2020	<0.0002				<0.0002		
9/14/2020						<0.0002	
9/16/2020							<0.0002
3/10/2021	<0.0002		<0.0002				
3/11/2021		<0.0002		<0.0002	<0.0002	<0.0002	
3/17/2021							<0.0002
8/4/2021	9.4E-05 (J)	9E-05 (J)	9.4E-05 (J)	8E-05 (J)			
8/5/2021						9.6E-05 (J)	
8/6/2021					<0.0002		
8/9/2021							<0.0002
1/31/2022	<0.0002	<0.0002	<0.0002	<0.0002	<0.0002	<0.0002	
2/1/2022							<0.0002
8/10/2022				<0.0002		<0.0002	
8/11/2022		<0.0002	<0.0002		<0.0002		
8/12/2022	<0.0002						
8/16/2022							<0.0002
2/13/2023	<0.0002	0.00017 (J)	0.00013 (J)	0.00014 (J)		<0.0002	
2/14/2023					<0.0002		
2/16/2023							<0.0002
7/25/2023		<0.0002	<0.0002		<0.0002	<0.0002	
7/26/2023	<0.0002			<0.0002			
7/28/2023							<0.0002
2/19/2024	<0.0002	<0.0002	<0.0002				
2/20/2024				<0.0002	<0.0002	<0.0002	
2/22/2024							<0.0002
8/1/2024	<0.0002	<0.0002	<0.0002	<0.0002			
8/2/2024					<0.0002	<0.0002	
8/8/2024							<0.0002
2/25/2025	<0.0002	<0.0002	<0.0002	<0.0002	<0.0002	<0.0002	
2/27/2025							<0.0002
8/27/2025	<0.0002		<0.0002				
8/28/2025		<0.0002		<0.0002	<0.0002	<0.0002	
9/2/2025							<0.0002
2/16/2026	0.00014 (J)	<0.0002	<0.0002	<0.0002	<0.0002	<0.0002	
2/17/2026							<0.0002

ND substitution: RL or RL/2 if <15% NDs.

Time Series

Constituent: Mercury (mg/L) Analysis Run 5/1/2026 4:04 PM

Plant Bowen Client: Southern Company Data: Bowen LF 3-8

	GWA-50R (bg)	GWA-51RZ (bg)	GWA-52 (bg)	GWA-53 (bg)	GWA-53R (bg)	GWA-54 (bg)	GWA-55 (bg)
12/12/2008	<0.0002						
4/23/2009	<0.0002						
10/6/2009	<0.0002						
5/3/2010	<0.0002						
10/11/2010	<0.0002						
4/27/2011	<0.0002						
10/19/2011	<0.0002						
5/1/2012	<0.0002						
10/2/2012	<0.0002						
4/10/2013	<0.0002						
10/16/2013	<0.0002						
4/22/2014	<0.0002						
10/1/2014	<0.0002						
3/30/2015	<0.0002						
5/8/2015		<0.0002	<0.0002		<0.0002		
5/9/2015				<0.0002		<0.0002	<0.0002
5/17/2015		0.000101 (J)	<0.0002		<0.0002		
5/18/2015				<0.0002		<0.0002	<0.0002
5/25/2015		4.88E-05 (J)	<0.0002	<0.0002	<0.0002	<0.0002	
5/26/2015							<0.0002
6/8/2015		<0.0002	<0.0002	<0.0002	<0.0002		
6/9/2015						<0.0002	<0.0002
6/17/2015				<0.0002		<0.0002	<0.0002
6/18/2015		4.1E-05 (J)	<0.0002		<0.0002		
6/24/2015		8.41E-05 (J)	<0.0002	<0.0002	<0.0002		
6/25/2015						<0.0002	<0.0002
6/30/2015		<0.0002	<0.0002	<0.0002	<0.0002		
7/1/2015						<0.0002	<0.0002
7/6/2015		<0.0002	<0.0002	<0.0002	<0.0002		
7/7/2015						<0.0002	<0.0002
8/12/2015		4.91E-05 (J)	<0.0002	<0.0002	<0.0002	<0.0002	
8/13/2015							<0.0002
10/11/2015	<0.0002						
12/8/2015		<0.0002					
2/29/2016			<0.0002				
3/2/2016				<0.0002	<0.0002	<0.0002	<0.0002
3/28/2016	<0.0002						
5/3/2016				<0.0002	<0.0002		<0.0002
5/4/2016		<0.0002	<0.0002			<0.0002	
5/25/2016	<0.0002						
7/7/2016		<0.0002					
7/8/2016			<0.0002	<0.0002		<0.0002	
7/11/2016					<0.0002		<0.0002
8/1/2016	<0.0002						
9/7/2016					<0.0002		
9/8/2016		<0.0002	<0.0002	<0.0002		<0.0002	
9/9/2016							<0.0002
9/26/2016	<0.0002						
10/26/2016		<0.0002	<0.0002	<0.0002		<0.0002	<0.0002
10/27/2016					<0.0002		
11/11/2016	<0.0002						
1/6/2017		<0.0002	<0.0002		<0.0002		

ND substitution: RL or RL/2 if <15% NDs.

Time Series

Constituent: Mercury (mg/L) Analysis Run 5/1/2026 4:04 PM

Plant Bowen Client: Southern Company Data: Bowen LF 3-8

	GWA-50R (bg)	GWA-51RZ (bg)	GWA-52 (bg)	GWA-53 (bg)	GWA-53R (bg)	GWA-54 (bg)	GWA-55 (bg)
1/9/2017				<0.0002		<0.0002	<0.0002
1/30/2017	<0.0002						
3/15/2017		<0.0002	<0.0002			<0.0002	
3/16/2017				<0.0002	<0.0002		<0.0002
4/3/2017	<0.0002						
5/17/2017			<0.0002				
5/18/2017		<0.0002				<0.0002	<0.0002
5/19/2017				<0.0002	<0.0002		
6/12/2017	4E-05 (J)						
7/19/2017		<0.0002					
9/15/2017			<0.0002			<0.0002	<0.0002
9/19/2017		<0.0002		<0.0002	<0.0002		
10/2/2017	<0.0002						
3/12/2018							<0.0002
3/13/2018		<0.0002	<0.0002	<0.0002	<0.0002	<0.0002	
3/16/2018	<0.0002						
9/6/2018			<0.0002			<0.0002	
9/7/2018		<0.0002					<0.0002
9/11/2018				<0.0002	4.8E-05 (J)		
9/18/2018	<0.0002						
3/7/2019			<0.0002			<0.0002	
3/8/2019		<0.0002		<0.0002			<0.0002
3/12/2019					<0.0002		
3/19/2019	<0.0002						
9/4/2019			<0.0002				
9/5/2019		<0.0002		<0.0002	<0.0002	<0.0002	<0.0002
9/12/2019	<0.0002						
3/2/2020			<0.0002				
3/3/2020		<0.0002				<0.0002	<0.0002
3/4/2020				<0.0002	<0.0002		
3/11/2020	<0.0002						
9/3/2020			<0.0002				
9/4/2020							<0.0002
9/8/2020				<0.0002	<0.0002	<0.0002	
9/9/2020		<0.0002					
9/15/2020	<0.0002						
2/24/2021			<0.0002				
2/25/2021		<0.0002				<0.0002	<0.0002
2/26/2021				<0.0002	<0.0002		
3/17/2021	<0.0002						
7/27/2021			<0.0002			<0.0002	
7/28/2021		<0.0002					<0.0002
7/29/2021				<0.0002	<0.0002		
8/9/2021	<0.0002						
1/25/2022			<0.0002			<0.0002	
1/26/2022		<0.0002		<0.0002	<0.0002		<0.0002
2/2/2022	<0.0002						
8/5/2022			<0.0002			<0.0002	
8/8/2022				<0.0002	<0.0002		<0.0002
8/9/2022		<0.0002					
8/17/2022	<0.0002						
2/16/2023	<0.0002						

ND substitution: RL or RL/2 if <15% NDs.

Time Series

Constituent: Mercury (mg/L) Analysis Run 5/1/2026 4:04 PM

Plant Bowen Client: Southern Company Data: Bowen LF 3-8

	GWA-50R (bg)	GWA-51RZ (bg)	GWA-52 (bg)	GWA-53 (bg)	GWA-53R (bg)	GWA-54 (bg)	GWA-55 (bg)
7/28/2023	<0.0002						
2/22/2024	<0.0002						
8/8/2024	<0.0002						
2/28/2025	<0.0002						
9/2/2025	<0.0002						
2/17/2026	<0.0002						

ND substitution: RL or RL/2 if <15% NDs.

Time Series

Constituent: Mercury (mg/L) Analysis Run 5/1/2026 4:04 PM

Plant Bowen Client: Southern Company Data: Bowen LF 3-8

	GWA-55R (bg)	GWA-56 (bg)	GWC-16R	GWC-17R	GWC-18	GWC-18R	GWC-19R
9/16/2014			2.69E-05 (J)				
9/17/2014				2.97E-05 (J)	4.24E-05 (J)	3.5E-05 (J)	4.15E-05 (J)
10/4/2014			<0.0002	<0.0002	2.5E-05 (J)	<0.0002	<0.0002
10/21/2014			3.18E-05 (J)	5.02E-05 (J)	6.4E-05 (J)	5.35E-05 (J)	5.89E-05 (J)
11/5/2014					7.02E-05 (J)		7.28E-05 (J)
11/11/2014			<0.0002	3.66E-05 (J)		4.64E-05 (J)	
3/3/2015			<0.0002	<0.0002	<0.0002	<0.0002	<0.0002
3/18/2015			<0.0002	<0.0002	<0.0002	<0.0002	
3/19/2015							<0.0002
4/6/2015			<0.0002	<0.0002			
4/7/2015					<0.0002	<0.0002	<0.0002
4/23/2015			<0.0002	<0.0002	<0.0002	<0.0002	
4/24/2015							<0.0002
5/9/2015	<0.0002	<0.0002					
5/18/2015	<0.0002						
5/19/2015		<0.0002					
5/26/2015	<0.0002	<0.0002					
6/9/2015	<0.0002	<0.0002					
6/17/2015	<0.0002	<0.0002					
6/25/2015	<0.0002	<0.0002					
7/1/2015	<0.0002	<0.0002					
7/7/2015	<0.0002	<0.0002					
7/29/2015			<0.0002	<0.0002	3.14E-05 (J)	<0.0002	<0.0002
8/13/2015	<0.0002	<0.0002					
3/3/2016	<0.0002	<0.0002	<0.0002				
3/4/2016				<0.0002			
3/7/2016					<0.0002	<0.0002	<0.0002
5/3/2016	<0.0002						
5/5/2016					<0.0002	<0.0002	
5/9/2016		<0.0002					<0.0002
5/10/2016			<0.0002	<0.0002			
7/11/2016	<0.0002	<0.0002					
7/13/2016			<0.0002		<0.0002	<0.0002	
7/14/2016				<0.0002			<0.0002
9/9/2016	<0.0002	<0.0002					
9/12/2016						<0.0002	<0.0002
9/13/2016					<0.0002		
9/14/2016				<0.0002			
9/15/2016			<0.0002				
10/26/2016		<0.0002					
10/27/2016	<0.0002						
10/31/2016					<0.0002		<0.0002
11/1/2016				<0.0002		<0.0002	
11/2/2016			<0.0002				
1/9/2017	<0.0002	<0.0002					
1/11/2017			<0.0002	<0.0002		<0.0002	<0.0002
1/12/2017					<0.0002		
3/15/2017		<0.0002					
3/16/2017	<0.0002						
3/20/2017			<0.0002			<0.0002	
3/21/2017				<0.0002			<0.0002
3/23/2017					<0.0002		

ND substitution: RL or RL/2 if <15% NDs.

Time Series

Constituent: Mercury (mg/L) Analysis Run 5/1/2026 4:04 PM

Plant Bowen Client: Southern Company Data: Bowen LF 3-8

	GWA-55R (bg)	GWA-56 (bg)	GWC-16R	GWC-17R	GWC-18	GWC-18R	GWC-19R
5/18/2017	<0.0002	<0.0002					
5/22/2017						<0.0002	<0.0002
5/23/2017			<0.0002	<0.0002	<0.0002		
9/15/2017		<0.0002					
9/18/2017	<0.0002						
9/20/2017							<0.0002
9/21/2017			<0.0002			<0.0002	
9/22/2017				<0.0002			
9/25/2017					<0.0002		
3/12/2018	<0.0002						
3/13/2018		<0.0002					
3/14/2018			<0.0002	<0.0002	<0.0002	<0.0002	<0.0002
9/7/2018	<0.0002	3.7E-05 (J)	<0.0002			<0.0002	
9/10/2018							<0.0002
9/11/2018				<0.0002	4.9E-05 (J)		
3/7/2019	<0.0002	<0.0002					
3/11/2019			<0.0002				
3/12/2019				<0.0002	<0.0002	<0.0002	<0.0002
9/4/2019		<0.0002					
9/5/2019	<0.0002						
9/6/2019						<0.0002	
9/9/2019			<0.0002		<0.0002		<0.0002
9/10/2019				<0.0002			
3/4/2020	<0.0002	<0.0002	<0.0002				<0.0002
3/5/2020				<0.0002		<0.0002	
3/6/2020					<0.0002		
9/4/2020	<0.0002	<0.0002					
9/9/2020			<0.0002	<0.0002	<0.0002	<0.0002	<0.0002
2/25/2021	<0.0002	<0.0002					
2/26/2021					<0.0002	<0.0002	<0.0002
3/9/2021			<0.0002				
3/10/2021				<0.0002			
7/28/2021	<0.0002	<0.0002					
7/29/2021					<0.0002	<0.0002	
7/30/2021			<0.0002	<0.0002			
8/3/2021							9.4E-05 (J)
1/26/2022		<0.0002					
1/27/2022	<0.0002					<0.0002	<0.0002
1/28/2022			<0.0002	<0.0002	<0.0002		
8/5/2022		<0.0002					
8/8/2022	<0.0002						
8/9/2022							<0.0002
8/10/2022					<0.0002	<0.0002	
8/11/2022			<0.0002	<0.0002			
2/9/2023					<0.0002	<0.0002	<0.0002
2/10/2023			<0.0002	<0.0002			
8/3/2023				<0.0002	<0.0002		
8/4/2023			<0.0002			<0.0002	<0.0002
2/14/2024					<0.0002	<0.0002	<0.0002
2/15/2024			<0.0002	<0.0002			
7/31/2024			<0.0002	<0.0002	<0.0002	<0.0002	<0.0002
2/19/2025						<0.0002	

ND substitution: RL or RL/2 if <15% NDs.

Time Series

Constituent: Mercury (mg/L) Analysis Run 5/1/2026 4:04 PM

Plant Bowen Client: Southern Company Data: Bowen LF 3-8

	GWA-55R (bg)	GWA-56 (bg)	GWC-16R	GWC-17R	GWC-18	GWC-18R	GWC-19R
2/20/2025					<0.0002		<0.0002
2/25/2025			<0.0002	<0.0002			
8/21/2025			<0.0002				
8/22/2025				<0.0002		<0.0002	
8/26/2025					<0.0002		
8/27/2025							<0.0002
2/12/2026					<0.0002	<0.0002	<0.0002
2/13/2026			0.00012 (J)	0.0001 (J)			

ND substitution: RL or RL/2 if <15% NDs.

Time Series

Constituent: Mercury (mg/L) Analysis Run 5/1/2026 4:04 PM

Plant Bowen Client: Southern Company Data: Bowen LF 3-8

	GWC-20R	GWC-21R	GWC-22R	GWC-23R	GWC-24R	GWC-25R	GWC-26
9/16/2014					2.81E-05 (J)	3.13E-05 (J)	
9/18/2014	5.34E-05 (J)	<0.0002	2.54E-05 (J)	2.82E-05 (J)			
10/4/2014					<0.0002	<0.0002	
10/5/2014	<0.0002	<0.0002	<0.0002	<0.0002			
10/22/2014	4.88E-05 (J)	2.57E-05 (J)	2.83E-05 (J)	<0.0002			
10/23/2014					<0.0002	4.6E-05 (J)	
11/5/2014	2.85E-05 (J)	<0.0002	6.29E-05 (J)	4.83E-05 (J)			
11/10/2014					5.15E-05 (J)	2.5E-05 (J)	
3/4/2015	<0.0002	<0.0002	<0.0002	<0.0002	<0.0002	<0.0002	
3/19/2015	<0.0002	<0.0002	<0.0002				
3/20/2015				<0.0002	<0.0002	<0.0002	
4/7/2015	<0.0002						
4/8/2015		<0.0002	<0.0002	<0.0002	<0.0002		
4/9/2015						<0.0002	
4/23/2015				<0.0002	<0.0002	<0.0002	
4/24/2015	<0.0002	<0.0002	<0.0002				
7/30/2015	<0.0002	<0.0002	<0.0002	<0.0002	<0.0002	<0.0002	
3/4/2016					<0.0002		
3/7/2016			<0.0002				
3/8/2016	<0.0002	<0.0002				<0.0002	
3/9/2016				<0.0002			
5/4/2016						<0.0002	
5/5/2016			<0.0002		<0.0002		
5/6/2016				<0.0002			
5/9/2016	<0.0002	<0.0002					
7/12/2016					<0.0002		
7/14/2016	<0.0002		<0.0002				
7/15/2016		<0.0002		<0.0002			
7/18/2016						<0.0002	
9/9/2016		<0.0002					
9/12/2016	<0.0002		<0.0002				
9/13/2016					<0.0002	<0.0002	
9/14/2016				<0.0002			
10/27/2016		<0.0002	<0.0002		<0.0002	<0.0002	
10/31/2016	<0.0002						
11/1/2016				<0.0002			
1/12/2017	<0.0002	<0.0002					
1/13/2017			<0.0002		<0.0002	<0.0002	
1/25/2017				<0.0002			
3/16/2017						<0.0002	
3/20/2017			<0.0002		<0.0002		
3/21/2017		<0.0002					
3/22/2017	<0.0002			<0.0002			
5/19/2017					<0.0002	<0.0002	
5/22/2017	<0.0002						
5/23/2017		<0.0002	<0.0002				
5/24/2017				<0.0002			
9/19/2017	<0.0002	<0.0002	<0.0002		<0.0002	<0.0002	
9/21/2017				<0.0002			
3/13/2018			<0.0002		<0.0002	<0.0002	
3/14/2018	<0.0002	<0.0002		<0.0002			
9/7/2018			0.00014 (J)				

ND substitution: RL or RL/2 if <15% NDs.

Time Series

Constituent: Mercury (mg/L) Analysis Run 5/1/2026 4:04 PM

Plant Bowen Client: Southern Company Data: Bowen LF 3-8

	GWC-20R	GWC-21R	GWC-22R	GWC-23R	GWC-24R	GWC-25R	GWC-26
9/10/2018	<0.0002	<0.0002					
9/11/2018				<0.0002	3.9E-05 (J)	<0.0002	
3/8/2019					<0.0002	<0.0002	
3/11/2019		<0.0002	<0.0002				
3/12/2019	<0.0002			<0.0002			
9/5/2019			<0.0002		<0.0002	<0.0002	
9/6/2019	<0.0002	<0.0002		<0.0002			
3/3/2020		<0.0002	<0.0002		<0.0002	<0.0002	
3/5/2020	<0.0002			<0.0002			
9/4/2020	<0.0002					<0.0002	
9/8/2020		<0.0002	<0.0002				
9/9/2020				<0.0002	<0.0002		
3/9/2021	<0.0002	<0.0002	<0.0002		<0.0002	<0.0002	
3/10/2021				<0.0002			
7/29/2021					<0.0002		
7/30/2021				<0.0002			
8/2/2021	<0.0002	<0.0002	<0.0002			<0.0002	
1/27/2022	<0.0002		<0.0002			<0.0002	
1/28/2022		<0.0002		<0.0002	<0.0002		
8/9/2022	<0.0002				<0.0002	<0.0002	
8/10/2022		<0.0002	<0.0002				
8/11/2022				<0.0002			
2/9/2023		<0.0002	<0.0002		<0.0002	<0.0002	
2/10/2023	<0.0002			<0.0002			
6/20/2023							<0.0002
8/3/2023	<0.0002		<0.0002	<0.0002	<0.0002	<0.0002	
8/4/2023		<0.0002					
8/7/2023							<0.0002
10/12/2023							<0.0002
12/12/2023							<0.0002
2/15/2024	<0.0002	<0.0002	<0.0002		<0.0002		
2/16/2024				<0.0002		<0.0002	
2/29/2024							<0.0002
4/23/2024							<0.0002
6/12/2024							<0.0002
7/31/2024			<0.0002	<0.0002	<0.0002	<0.0002	
8/1/2024	<0.0002						
8/2/2024		<0.0002					
8/27/2024							<0.0002
2/20/2025	<0.0002		<0.0002				
2/24/2025					<0.0002		
2/25/2025		<0.0002		<0.0002		<0.0002	
3/4/2025							<0.0002
8/15/2025							<0.0002
8/18/2025						<0.0002	
8/21/2025				<0.0002			
8/22/2025		<0.0002					
8/26/2025	<0.0002		<0.0002		<0.0002		
2/12/2026	<0.0002				<0.0002		
2/13/2026			<0.0002	0.00018 (J)		<0.0002	
2/17/2026		<0.0002					
2/24/2026							0.00014 (J)

ND substitution: RL or RL/2 if <15% NDs.

Time Series

Constituent: Mercury (mg/L) Analysis Run 5/1/2026 4:04 PM

Plant Bowen Client: Southern Company Data: Bowen LF 3-8

	GWC-27	GWC-27R	GWC-28	GWC-29	GWC-29R	GWC-30	GWC-31
6/20/2023			<0.0002				
6/23/2023	<0.0002	<0.0002					<0.0002
6/26/2023				<0.0002			
6/27/2023					<0.0002	<0.0002	
8/7/2023	<0.0002	<0.0002		<0.0002			
8/8/2023			<0.0002				
8/9/2023						<0.0002	<0.0002
8/10/2023					<0.0002		
10/11/2023				<0.0002			<0.0002
10/12/2023	<0.0002	<0.0002	<0.0002				
10/13/2023					<0.0002	<0.0002	
12/12/2023	<0.0002	<0.0002	<0.0002	<0.0002			<0.0002
12/13/2023					<0.0002	<0.0002	
2/29/2024	<0.0002	<0.0002		<0.0002			
3/1/2024					<0.0002	<0.0002	<0.0002
3/4/2024			<0.0002				
4/23/2024	<0.0002	<0.0002		<0.0002			<0.0002
4/24/2024			<0.0002		<0.0002	<0.0002	
6/11/2024				<0.0002			
6/12/2024	<0.0002		<0.0002		<0.0002	<0.0002	<0.0002
6/13/2024		<0.0002					
8/26/2024	<0.0002	<0.0002		<0.0002			<0.0002
8/27/2024			0.00019 (J)		0.00014 (J)	0.00015 (J)	
3/4/2025	<0.0002	<0.0002					
3/5/2025				<0.0002		<0.0002	<0.0002
3/6/2025			<0.0002		<0.0002		
8/18/2025		<0.0002		9.8E-05 (J)			
8/19/2025			<0.0002		<0.0002	<0.0002	
8/20/2025	<0.0002						<0.0002
2/25/2026							<0.0002
2/26/2026				<0.0002	<0.0002		
2/27/2026						<0.0002	
3/2/2026	<0.0002	<0.0002	<0.0002				

ND substitution: RL or RL/2 if <15% NDs.

Time Series

Constituent: Mercury (mg/L) Analysis Run 5/1/2026 4:04 PM

Plant Bowen Client: Southern Company Data: Bowen LF 3-8

	GWC-31R	GWC-32	GWC-33R	GWC-34	GWC-34R	GWC-35	GWC-36A
4/6/2022							<0.0002
8/8/2022							<0.0002
2/8/2023							<0.0002
6/21/2023			<0.0002	<0.0002	<0.0002		
6/23/2023	<0.0002						
6/26/2023		<0.0002					
6/28/2023						<0.0002	
8/2/2023							<0.0002
8/7/2023				<0.0002	<0.0002		
8/8/2023			<0.0002				
8/9/2023	<0.0002	<0.0002					
8/10/2023						<0.0002	
10/10/2023				<0.0002	<0.0002		
10/11/2023	<0.0002		<0.0002			<0.0002	
10/13/2023		<0.0002					
12/12/2023	<0.0002						
12/13/2023		<0.0002	<0.0002	<0.0002	<0.0002	<0.0002	
2/13/2024							<0.0002
2/29/2024		<0.0002		<0.0002	<0.0002	<0.0002	
3/4/2024	<0.0002		<0.0002				
4/23/2024	<0.0002		<0.0002				
4/24/2024		<0.0002		<0.0002	<0.0002	<0.0002	
6/11/2024	<0.0002						
6/12/2024		<0.0002					
6/13/2024			<0.0002	<0.0002	<0.0002	<0.0002	
7/30/2024							<0.0002
8/26/2024	<0.0002						
8/27/2024		<0.0002	<0.0002			<0.0002	
8/28/2024				<0.0002	<0.0002		
2/19/2025							<0.0002
3/5/2025	<0.0002		<0.0002			<0.0002	
3/6/2025		<0.0002					
8/15/2025						<0.0002	
8/19/2025	<0.0002		<0.0002				
8/20/2025		<0.0002					
8/21/2025							<0.0002
9/4/2025				<0.0002	<0.0002		
2/12/2026							<0.0002
2/24/2026						0.00014 (J)	
2/27/2026	<0.0002						
3/2/2026		<0.0002		<0.0002	<0.0002		
3/3/2026			<0.0002				

ND substitution: RL or RL/2 if <15% NDs.

Time Series

Constituent: Mercury (mg/L) Analysis Run 5/1/2026 4:04 PM

Plant Bowen Client: Southern Company Data: Bowen LF 3-8

	GWC-36RA	GWC-37	GWC-38	GWC-57	GWC-25	GWC-31S	GWC-58
9/15/2014	0.000172 (J)						
9/16/2014		4.23E-05 (J)	2.75E-05 (J)				
10/3/2014	<0.0002	<0.0002	<0.0002				
10/20/2014	<0.0002	3.87E-05 (J)	4.07E-05 (J)				
11/10/2014	3.84E-05 (J)	3.34E-05 (J)	6.86E-05 (J)				
3/2/2015	<0.0002	<0.0002	3.07E-05 (J)				
3/17/2015	<0.0002	<0.0002	<0.0002				
4/5/2015	<0.0002	<0.0002					
4/6/2015			<0.0002				
4/21/2015	2.39E-05 (J)						
4/22/2015		<0.0002	<0.0002				
7/28/2015	5.2E-05 (J)	<0.0002	<0.0002				
3/1/2016	<0.0002	<0.0002					
3/2/2016			<0.0002				
5/2/2016	<0.0002						
5/3/2016		<0.0002	<0.0002				
7/6/2016	<0.0002						
7/7/2016			<0.0002				
7/8/2016		<0.0002					
9/7/2016	<0.0002	<0.0002					
9/8/2016			<0.0002				
10/25/2016	<0.0002	<0.0002	<0.0002				
1/5/2017	<0.0002						
1/6/2017		<0.0002					
2/9/2017			<0.0002				
3/14/2017	<0.0002	<0.0002					
3/23/2017			<0.0002				
5/16/2017	<0.0002	<0.0002					
5/17/2017			<0.0002				
9/15/2017	<0.0002	<0.0002					
9/19/2017			<0.0002				
3/12/2018	<0.0002	<0.0002					
3/13/2018			<0.0002				
9/6/2018	3.6E-05 (J)	<0.0002	<0.0002				
3/6/2019		<0.0002					
3/7/2019	<0.0002		<0.0002				
9/4/2019	<0.0002	<0.0002	<0.0002				
3/2/2020	<0.0002	<0.0002	<0.0002				
9/3/2020		<0.0002	<0.0002				
9/14/2020	<0.0002						
2/24/2021		9.1E-05 (J)	0.00013 (J)				
3/26/2021	<0.0002						
7/27/2021	<0.0002						
7/28/2021		<0.0002	<0.0002				
1/25/2022			<0.0002				
1/26/2022	<0.0002	<0.0002					
8/5/2022			<0.0002				
8/8/2022	<0.0002	<0.0002					
2/8/2023	<0.0002	<0.0002	<0.0002				
6/21/2023				<0.0002			
8/2/2023		<0.0002	<0.0002				
8/3/2023	<0.0002						

ND substitution: RL or RL/2 if <15% NDs.

Time Series

Constituent: Mercury (mg/L) Analysis Run 5/1/2026 4:04 PM

Plant Bowen Client: Southern Company Data: Bowen LF 3-8

	GWC-36RA	GWC-37	GWC-38	GWC-57	GWC-25	GWC-31S	GWC-58
8/8/2023				<0.0002			
10/10/2023				<0.0002			
12/13/2023				<0.0002			
2/13/2024	<0.0002	<0.0002	<0.0002				
3/4/2024				<0.0002			
4/24/2024				<0.0002			
6/13/2024				<0.0002			
7/30/2024	<0.0002	<0.0002	<0.0002				
8/27/2024				<0.0002			
2/19/2025	<0.0002	<0.0002	<0.0002				
3/4/2025				<0.0002			
8/15/2025				<0.0002			
8/21/2025	<0.0002		<0.0002				
8/27/2025		<0.0002					
2/12/2026	<0.0002	<0.0002	<0.0002				
2/16/2026					<0.0002		
3/2/2026				<0.0002		<0.0002	<0.0002

ND substitution: RL or RL/2 if <15% NDs.

Time Series

Constituent: Nickel (mg/L) Analysis Run 5/1/2026 4:04 PM

Plant Bowen Client: Southern Company Data: Bowen LF 3-8

	GWA-1 (bg)	GWA-2 (bg)	GWA-2R (bg)	GWA-3A (bg)	GWA-4RZ (bg)	GWA-39RZ (bg)	GWA-39Z (bg)
8/23/2007	<0.005	<0.005	<0.005	0.028			
10/23/2007	0.0096						
10/24/2007		0.026 (O)	0.0025				
11/2/2007				0.041			
11/18/2007	0.023	0.043 (O)	0.0093	0.14 (O)			
1/30/2008	0.11 (O)						
1/31/2008		0.0075	0.054 (O)	0.053			
3/10/2008	0.024		0.0054				
3/11/2008		0.019		0.076 (O)			
5/6/2008		0.004					
5/13/2008	0.006		0.0043				
5/14/2008				0.074 (O)			
12/4/2008		0.02	<0.005				
12/5/2008	<0.005			0.032			
4/15/2009	<0.005			0.028			
4/21/2009		<0.005	<0.005				
5/20/2009					0.0043		
10/7/2009	0.0096	<0.005					
10/8/2009			<0.005	0.032			
10/19/2009					0.0037		
4/21/2010			<0.005				
4/26/2010		<0.005					
4/27/2010					0.0049		
4/28/2010				0.029			
5/3/2010	<0.005						
9/28/2010			<0.005				
10/4/2010		<0.005			0.0095		
10/6/2010				0.031			
10/12/2010	<0.005						
4/12/2011			<0.005				
4/13/2011		<0.005					
4/14/2011					<0.005		
4/21/2011				0.019			
4/27/2011	<0.005						
10/4/2011			<0.005				
10/5/2011		<0.005			<0.005		
10/13/2011				0.028			
10/17/2011	<0.005						
4/3/2012			<0.005				
4/11/2012		<0.005			<0.005		
5/1/2012				0.0253			
5/2/2012	<0.005						
10/2/2012					0.0049		
10/8/2012	<0.005						
10/9/2012		<0.005	<0.005	0.023			
4/11/2013			<0.005	0.021	0.0041		
4/12/2013	<0.005						
4/15/2013		<0.005					
10/15/2013		0.0028					
10/16/2013	<0.005		<0.005	0.018			
10/21/2013					<0.005		
4/10/2014			<0.005				

ND substitution: RL or RL/2 if <15% NDs.

Time Series

Constituent: Nickel (mg/L) Analysis Run 5/1/2026 4:04 PM

Plant Bowen Client: Southern Company Data: Bowen LF 3-8

	GWA-1 (bg)	GWA-2 (bg)	GWA-2R (bg)	GWA-3A (bg)	GWA-4RZ (bg)	GWA-39RZ (bg)	GWA-39Z (bg)
4/11/2014	<0.005						
4/22/2014		<0.005					
4/23/2014				0.015	0.0017 (J)		
9/30/2014	<0.005	<0.005	<0.005				
10/4/2014				0.017	0.011		
3/30/2015	0.004	0.0018 (J)	<0.005				
3/31/2015				0.045	0.0023 (J)		
10/11/2015					0.0025		
10/12/2015				0.019			
10/13/2015	<0.005	<0.005	<0.005				
3/14/2016							0.00544 (J)
3/22/2016	<0.005						
3/23/2016		<0.005	<0.005	0.019			
5/11/2016							0.0149
7/19/2016							0.0044 (J)
7/29/2016	0.0006 (J)	0.001 (J)	<0.005	0.0161			
9/15/2016							0.0047 (J)
11/2/2016							0.0025 (J)
1/18/2017							0.004 (J)
2/21/2017						0.0007 (J)	
3/27/2017						<0.005	
3/28/2017							0.0034 (J)
3/30/2017	0.0004 (J)	0.0006 (J)		0.018			
4/3/2017			<0.005				
4/7/2017					<0.005		
9/26/2017							0.0016 (J)
9/29/2017						<0.005	
10/2/2017	<0.005	<0.005	<0.005				
10/3/2017					<0.005		
10/4/2017				0.0158			
3/14/2018							<0.005
3/16/2018	<0.005		<0.005			<0.005	
3/19/2018		<0.005		0.015			
3/21/2018					<0.005		
9/12/2018							<0.005
9/14/2018		<0.005	<0.005			<0.005	
9/17/2018	<0.005			0.014			
9/18/2018					<0.005		
3/14/2019						0.0017 (J)	
3/15/2019							<0.005
3/19/2019			<0.005				
3/20/2019	<0.005	<0.005		0.01			
3/21/2019					<0.005		
9/9/2019							0.0014 (J)
9/11/2019						<0.005	
9/12/2019	0.00038 (J)	<0.005					
9/13/2019			<0.005	0.012	0.00032 (J)		
3/9/2020						0.00083 (J)	0.04 (O)
3/11/2020	0.00068 (J)	0.0014 (J)	0.002 (J)	0.012			
3/12/2020					0.00034 (J)		
9/10/2020							<0.005
9/15/2020	<0.005	<0.005	0.0013 (J)				

ND substitution: RL or RL/2 if <15% NDs.

Time Series

Constituent: Nickel (mg/L) Analysis Run 5/1/2026 4:04 PM

Plant Bowen Client: Southern Company Data: Bowen LF 3-8

	GWA-1 (bg)	GWA-2 (bg)	GWA-2R (bg)	GWA-3A (bg)	GWA-4RZ (bg)	GWA-39RZ (bg)	GWA-39Z (bg)
9/16/2020						<0.005	
9/17/2020					<0.005		
3/12/2021							0.0015 (J)
3/16/2021	<0.005		<0.005		<0.005	<0.005	
3/17/2021		<0.005					
3/29/2021				<0.005			
8/4/2021							<0.005
8/6/2021						<0.005	
8/9/2021	<0.005	<0.005	0.00081 (J)	<0.005			
8/10/2021					<0.005		
1/31/2022							<0.005
2/1/2022	<0.005	<0.005	<0.005				
2/2/2022				<0.005		<0.005	
2/3/2022					<0.005		
8/10/2022							<0.005
8/16/2022	<0.005	<0.005	<0.005	<0.005		<0.005	
8/17/2022					<0.005		
2/13/2023							0.00095 (J)
2/14/2023						<0.005	
2/16/2023	<0.005	<0.005	<0.005				
2/17/2023				<0.005	<0.005		
7/25/2023						<0.005	
7/26/2023							0.0013 (J)
7/27/2023	<0.005	<0.005	<0.005				
7/28/2023					<0.005		
8/1/2023				<0.005			
2/19/2024						<0.005	<0.005
2/22/2024	<0.005	<0.005		<0.005			
2/26/2024			<0.005				
2/27/2024					<0.005		
8/1/2024						<0.005	<0.005
8/6/2024			<0.005				
8/7/2024	<0.005	<0.005					
8/8/2024				<0.005	<0.005		
2/25/2025							<0.005
2/26/2025				<0.005		<0.005	
2/27/2025	<0.005	<0.005	<0.005				
2/28/2025					<0.005		
8/28/2025						<0.005	<0.005
9/2/2025	<0.005	<0.005	<0.005	<0.005			
9/3/2025					<0.005		
2/17/2026				<0.005			
2/18/2026	<0.005	<0.005	<0.005		<0.005	<0.005	<0.005

ND substitution: RL or RL/2 if <15% NDs.

Time Series

Constituent: Nickel (mg/L) Analysis Run 5/1/2026 4:04 PM

Plant Bowen Client: Southern Company Data: Bowen LF 3-8

	GWA-40 (bg)	GWA-41 (bg)	GWA-41R (bg)	GWA-42 (bg)	GWA-43 (bg)	GWA-43R (bg)	GWA-50 (bg)
12/12/2008							0.0035
4/23/2009							0.0032
10/6/2009							<0.005
4/27/2010							<0.005
9/30/2010							<0.005
4/14/2011							0.0028
10/5/2011							0.0028
4/11/2012							<0.005
10/2/2012							0.0026
4/9/2013							<0.005
10/15/2013							<0.005
4/10/2014							0.0019 (J)
10/1/2014							<0.005
3/30/2015							0.0015 (J)
10/11/2015							0.0013 (J)
3/11/2016				<0.005	0.00288 (J)	<0.005	
3/15/2016	<0.005	<0.005	<0.005				
3/28/2016							<0.005
5/11/2016	<0.005						
5/12/2016		<0.005					
5/13/2016			<0.005		<0.005	<0.005	
5/16/2016				0.00233 (J)			
7/19/2016					0.0006 (J)	<0.005	
7/20/2016		0.0006 (J)					
7/21/2016	<0.005		0.0009 (J)				
7/22/2016				0.0014 (J)			
8/1/2016							0.0012 (J)
9/15/2016	<0.005	0.0009 (J)					
9/16/2016					0.0008 (J)	<0.005	
9/19/2016				0.0014 (J)			
9/21/2016			<0.005				
11/2/2016					0.0007 (J)	<0.005	
11/3/2016	<0.005	0.0011 (J)	<0.005	0.0013 (J)			
1/17/2017	<0.005		<0.005	0.0011 (J)			
1/18/2017		0.0007 (J)			0.0006 (J)	0.0006 (J)	
3/24/2017	0.0006 (J)	0.0005 (J)					
3/27/2017			0.0005 (J)	0.0011 (J)			
3/28/2017					0.0009 (J)	0.0004 (J)	
4/7/2017							0.0011 (J)
9/22/2017					0.0007 (J)	<0.005	
9/25/2017		<0.005	0.0012 (J)				
9/26/2017	<0.005			0.0011 (J)			
10/2/2017							0.0013 (J)
3/14/2018	<0.005	<0.005	0.0014 (J)	0.0012 (J)	<0.005		
3/15/2018						<0.005	
3/16/2018							<0.005
9/12/2018	<0.005	<0.005	0.0011 (J)		<0.005	<0.005	
9/14/2018				0.0012 (J)			
9/17/2018							0.00096 (J)
3/13/2019	<0.005				<0.005	<0.005	
3/14/2019		<0.005	0.001 (J)	0.0015 (J)			
3/19/2019							<0.005

ND substitution: RL or RL/2 if <15% NDs.

Time Series

Constituent: Nickel (mg/L) Analysis Run 5/1/2026 4:04 PM

Plant Bowen Client: Southern Company Data: Bowen LF 3-8

	GWA-40 (bg)	GWA-41 (bg)	GWA-41R (bg)	GWA-42 (bg)	GWA-43 (bg)	GWA-43R (bg)	GWA-50 (bg)
9/9/2019	<0.005						
9/10/2019		0.00041 (J)	0.00084 (J)	0.0012 (J)			
9/11/2019					0.00082 (J)	<0.005	
9/13/2019							0.00063 (J)
3/6/2020		0.0089 (J)		0.0015 (J)			
3/9/2020	<0.005		0.00036 (J)		0.00082 (J)	<0.005	
3/11/2020							0.00084 (J)
9/10/2020		<0.005	<0.005	0.0011 (J)			
9/11/2020	<0.005				0.00089 (J)		
9/14/2020						<0.005	
9/16/2020							<0.005
3/10/2021	<0.005		<0.005				
3/11/2021		<0.005		0.0011 (J)	<0.005	<0.005	
3/17/2021							<0.005
8/4/2021	<0.005	<0.005	<0.005	0.0011 (J)			
8/5/2021						<0.005	
8/6/2021					0.00084 (J)		
8/9/2021							0.00077 (J)
1/31/2022	<0.005	<0.005	0.00091 (J)	0.0011 (J)	0.00077 (J)	<0.005	
2/1/2022							0.0008 (J)
8/10/2022				0.0016 (J)		<0.005	
8/11/2022		0.00083 (J)	<0.005		<0.005		
8/12/2022	<0.005						
8/16/2022							0.00071 (J)
2/13/2023	<0.005	<0.005	<0.005	0.0013 (J)		<0.005	
2/14/2023					<0.005		
2/16/2023							0.00082 (J)
7/25/2023		0.00073 (J)	<0.005		<0.005	<0.005	
7/26/2023	<0.005			0.0015 (J)			
7/28/2023							0.00094 (J)
2/19/2024	<0.005	<0.005	<0.005				
2/20/2024				<0.005	<0.005	<0.005	
2/22/2024							<0.005
8/1/2024	<0.005	<0.005	<0.005	<0.005			
8/2/2024					<0.005	<0.005	
8/8/2024							<0.005
2/25/2025	<0.005	<0.005	0.0016 (J)	0.0015 (J)	<0.005	<0.005	
2/27/2025							<0.005
8/27/2025	<0.005		<0.005				
8/28/2025		<0.005		<0.005	<0.005	<0.005	
9/2/2025							<0.005
2/16/2026	<0.005	<0.005	<0.005	0.0015 (J)	<0.005	<0.005	
2/17/2026							<0.005

ND substitution: RL or RL/2 if <15% NDs.

Time Series

Constituent: Nickel (mg/L) Analysis Run 5/1/2026 4:04 PM

Plant Bowen Client: Southern Company Data: Bowen LF 3-8

	GWA-50R (bg)	GWA-51RZ (bg)	GWA-52 (bg)	GWA-53 (bg)	GWA-53R (bg)	GWA-54 (bg)	GWA-55 (bg)
12/12/2008	0.0096						
4/23/2009	0.015						
10/6/2009	0.008						
5/3/2010	0.0053						
10/11/2010	0.0061						
4/27/2011	0.0087						
10/19/2011	0.0039						
5/1/2012	<0.005						
10/2/2012	0.0044						
4/10/2013	0.0053						
10/16/2013	0.0047						
4/22/2014	0.0045						
10/1/2014	0.0018 (J)						
3/30/2015	0.0037						
5/8/2015		<0.005	<0.005		<0.005		
5/9/2015				<0.005		<0.005	<0.005
5/17/2015		0.0016 (J)	<0.005		<0.005		
5/18/2015				<0.005		<0.005	<0.005
5/25/2015		<0.005	<0.005	<0.005	<0.005	<0.005	
5/26/2015							<0.005
6/8/2015		<0.005	<0.005	<0.005	<0.005		
6/9/2015						0.0015 (J)	<0.005
6/17/2015				<0.005		0.0013 (J)	<0.005
6/18/2015		<0.005	<0.005		<0.005		
6/24/2015		<0.005	<0.005	0.0034	<0.005		
6/25/2015						<0.005	<0.005
6/30/2015		<0.005	<0.005	<0.005	<0.005		
7/1/2015						<0.005	<0.005
7/6/2015		<0.005	<0.005	<0.005	<0.005		
7/7/2015						<0.005	<0.005
8/12/2015		<0.005	<0.005	<0.005	<0.005	<0.005	
8/13/2015							<0.005
10/11/2015	0.0018 (J)						
12/8/2015		<0.005					
2/29/2016			<0.005				
3/2/2016				<0.005	<0.005	<0.005	<0.005
3/28/2016	0.0028 (J)						
7/7/2016		0.0008 (J)					
7/8/2016			<0.005	<0.005		<0.005	
7/11/2016					<0.005		<0.005
8/1/2016	0.0015 (J)						
3/15/2017		<0.005	0.0005 (J)			0.0005 (J)	
3/16/2017				0.0005 (J)	<0.005		0.0008 (J)
4/3/2017	0.0022 (J)						
9/15/2017			<0.005			<0.005	<0.005
9/19/2017		<0.005		<0.005	<0.005		
10/2/2017	0.0021 (J)						
3/12/2018							<0.005
3/13/2018		<0.005	<0.005	<0.005	<0.005	<0.005	
3/16/2018	0.0014 (J)						
9/6/2018			<0.005			<0.005	
9/7/2018		<0.005					<0.005

ND substitution: RL or RL/2 if <15% NDs.

Time Series

Constituent: Nickel (mg/L) Analysis Run 5/1/2026 4:04 PM

Plant Bowen Client: Southern Company Data: Bowen LF 3-8

	GWA-50R (bg)	GWA-51RZ (bg)	GWA-52 (bg)	GWA-53 (bg)	GWA-53R (bg)	GWA-54 (bg)	GWA-55 (bg)
9/11/2018				<0.005	<0.005		
9/18/2018	0.0012 (J)						
3/7/2019			<0.005			<0.005	
3/8/2019		<0.005		<0.005			<0.005
3/12/2019					<0.005		
3/19/2019	0.0016 (J)						
9/4/2019			<0.005				
9/5/2019		<0.005		<0.005	<0.005	<0.005	<0.005
9/12/2019	0.0015 (J)						
3/2/2020			<0.005				
3/3/2020		<0.005				<0.005	0.00061 (J)
3/4/2020				<0.005	<0.005		
3/11/2020	0.001 (J)						
9/3/2020			<0.005				
9/4/2020							<0.005
9/8/2020				<0.005	<0.005	<0.005	
9/9/2020		<0.005					
9/15/2020	0.0012 (J)						
2/24/2021			<0.005				
2/25/2021		<0.005				<0.005	<0.005
2/26/2021				<0.005	<0.005		
3/17/2021	0.0012 (J)						
7/27/2021			<0.005			<0.005	
7/28/2021		<0.005					<0.005
7/29/2021				<0.005	<0.005		
8/9/2021	0.00097 (J)						
1/25/2022			<0.005			<0.005	
1/26/2022		<0.005		<0.005	<0.005		<0.005
2/2/2022	0.00089 (J)						
8/5/2022			<0.005			<0.005	
8/8/2022				<0.005	<0.005		<0.005
8/9/2022		<0.005					
8/17/2022	0.0011 (J)						
2/16/2023	0.00081 (J)						
7/28/2023	0.00092 (J)						
2/22/2024	<0.005						
8/8/2024	<0.005						
2/28/2025	<0.005						
9/2/2025	<0.005						
2/17/2026	<0.005						

ND substitution: RL or RL/2 if <15% NDs.

Time Series

Constituent: Nickel (mg/L) Analysis Run 5/1/2026 4:04 PM

Plant Bowen Client: Southern Company Data: Bowen LF 3-8

	GWA-55R (bg)	GWA-56 (bg)	GWC-16R	GWC-17R	GWC-18	GWC-18R	GWC-19R
9/16/2014			0.03				
9/17/2014				<0.005	<0.005	<0.005	<0.005
10/4/2014			0.029	<0.005	<0.005	<0.005	<0.005
10/21/2014			0.026	<0.005	<0.005	<0.005	<0.005
11/5/2014					0.0016 (J)		<0.005
11/11/2014			0.023	<0.005		<0.005	
3/3/2015			0.02	<0.005	<0.005	<0.005	<0.005
3/18/2015			0.019	<0.005	<0.005	<0.005	
3/19/2015							<0.005
4/6/2015			0.02	<0.005			
4/7/2015					0.0014 (J)	<0.005	<0.005
4/23/2015			0.019	<0.005	<0.005	<0.005	
4/24/2015							<0.005
5/9/2015	<0.005	<0.005					
5/18/2015	0.0018 (J)						
5/19/2015		<0.005					
5/26/2015	<0.005	<0.005					
6/9/2015	0.0022 (J)	<0.005					
6/17/2015	<0.005	<0.005					
6/25/2015	<0.005	<0.005					
7/1/2015	0.0016 (J)	<0.005					
7/7/2015	<0.005	<0.005					
7/29/2015			0.018	<0.005	0.0015 (J)	<0.005	<0.005
8/13/2015	<0.005	<0.005					
3/3/2016	<0.005	<0.005	0.0111				
3/4/2016				<0.005			
3/7/2016					<0.005	<0.005	<0.005
7/11/2016	0.0007 (J)	0.0006 (J)					
7/13/2016			0.0133		0.0007 (J)	<0.005	
7/14/2016				<0.005			<0.005
3/15/2017		<0.005					
3/16/2017	0.0015 (J)						
3/20/2017			0.0111			<0.005	
3/21/2017				<0.005			0.0008 (J)
3/23/2017					0.0006 (J)		
9/15/2017		<0.005					
9/18/2017	<0.005						
9/20/2017							0.0006 (J)
9/21/2017			0.0092 (J)			<0.005	
9/22/2017				<0.005			
9/25/2017					0.0015 (J)		
3/12/2018	<0.005						
3/13/2018		<0.005					
3/14/2018			0.0094 (J)	<0.005	<0.005	<0.005	<0.005
9/7/2018	<0.005	<0.005	0.0086 (J)			<0.005	
9/10/2018							<0.005
9/11/2018				<0.005	<0.005		
3/7/2019	<0.005	<0.005					
3/11/2019			0.0079 (J)				
3/12/2019				0.001 (J)	<0.005	<0.005	<0.005
9/4/2019		<0.005					
9/5/2019	<0.005						

ND substitution: RL or RL/2 if <15% NDs.

Time Series

Constituent: Nickel (mg/L) Analysis Run 5/1/2026 4:04 PM

Plant Bowen Client: Southern Company Data: Bowen LF 3-8

	GWA-55R (bg)	GWA-56 (bg)	GWC-16R	GWC-17R	GWC-18	GWC-18R	GWC-19R
9/6/2019						<0.005	
9/9/2019			0.0066 (J)		<0.005		<0.005
9/10/2019				<0.005			
3/4/2020	<0.005	<0.005	0.0032 (J)				0.00071 (J)
3/5/2020				<0.005		<0.005	
3/6/2020					0.0005 (J)		
9/4/2020	<0.005	<0.005					
9/9/2020			0.0067 (J)	<0.005	<0.005	<0.005	<0.005
2/25/2021	<0.005	<0.005					
2/26/2021					<0.005	<0.005	<0.005
3/9/2021			0.0053				
3/10/2021				<0.005			
7/28/2021	<0.005	<0.005					
7/29/2021					<0.005	<0.005	
7/30/2021			0.0073	<0.005			
8/3/2021							<0.005
1/26/2022		<0.005					
1/27/2022	<0.005					<0.005	<0.005
1/28/2022			0.0063	<0.005	<0.005		
8/5/2022		0.00082 (J)					
8/8/2022	<0.005						
8/9/2022							<0.005
8/10/2022					<0.005	<0.005	
8/11/2022			0.0077	<0.005			
2/9/2023					<0.005	<0.005	<0.005
2/10/2023			0.005	<0.005			
8/3/2023				<0.005	<0.005		
8/4/2023			0.0091			<0.005	<0.005
2/14/2024					<0.005	<0.005	<0.005
2/15/2024			0.0077	<0.005			
7/31/2024			0.0088	<0.005	<0.005	<0.005	<0.005
2/19/2025						<0.005	
2/20/2025					<0.005		<0.005
2/25/2025			0.0097	<0.005			
8/21/2025			0.0083				
8/22/2025				<0.005		<0.005	
8/26/2025					<0.005		
8/27/2025							<0.005
2/12/2026					<0.005	<0.005	<0.005
2/13/2026			0.009	<0.005			

ND substitution: RL or RL/2 if <15% NDs.

Time Series

Constituent: Nickel (mg/L) Analysis Run 5/1/2026 4:04 PM

Plant Bowen Client: Southern Company Data: Bowen LF 3-8

	GWC-20R	GWC-21R	GWC-22R	GWC-23R	GWC-24R	GWC-25R	GWC-26
9/16/2014					<0.005	<0.005	
9/18/2014	<0.005	<0.005	<0.005	<0.005			
10/4/2014					<0.005	<0.005	
10/5/2014	<0.005	<0.005	<0.005	<0.005			
10/22/2014	<0.005	0.0013 (J)	<0.005	<0.005			
10/23/2014					<0.005	<0.005	
11/5/2014	<0.005	0.0013 (J)	<0.005	<0.005			
11/10/2014					<0.005	<0.005	
3/4/2015	<0.005	<0.005	<0.005	<0.005	<0.005	<0.005	
3/19/2015	<0.005	<0.005	<0.005				
3/20/2015				<0.005	<0.005	<0.005	
4/7/2015	<0.005						
4/8/2015		0.0014 (J)	<0.005	<0.005	<0.005		
4/9/2015						<0.005	
4/23/2015				<0.005	<0.005	<0.005	
4/24/2015	<0.005	0.0014 (J)	<0.005				
7/30/2015	<0.005	<0.005	<0.005	<0.005	<0.005	<0.005	
3/4/2016					<0.005		
3/7/2016			<0.005				
3/8/2016	<0.005	0.0261 (O)				<0.005	
3/9/2016				<0.005			
7/12/2016					<0.005		
7/14/2016	<0.005		<0.005				
7/15/2016		0.0021 (J)		<0.005			
7/18/2016						<0.005	
3/16/2017						0.0012 (J)	
3/20/2017			<0.005		0.0003 (J)		
3/21/2017		0.0017 (J)					
3/22/2017	<0.005			0.0005 (J)			
9/19/2017	<0.005	0.0012 (J)	0.0011 (J)		<0.005	<0.005	
9/21/2017				0.0012 (J)			
3/13/2018			<0.005		<0.005	<0.005	
3/14/2018	<0.005	0.0014 (J)		<0.005			
9/7/2018			<0.005				
9/10/2018	<0.005	0.002 (J)					
9/11/2018				<0.005	<0.005	<0.005	
3/8/2019					<0.005	<0.005	
3/11/2019		0.0012 (J)	<0.005				
3/12/2019	<0.005			<0.005			
9/5/2019			0.0011 (J)		<0.005	<0.005	
9/6/2019	<0.005	0.0028 (J)		0.00086 (J)			
3/3/2020		0.00099 (J)	0.001 (J)		<0.005	<0.005	
3/5/2020	<0.005			0.00075 (J)			
9/4/2020	<0.005					<0.005	
9/8/2020		0.0014 (J)	0.00083 (J)				
9/9/2020				<0.005	<0.005		
3/9/2021	<0.005	0.00075 (J)	<0.005		<0.005	<0.005	
3/10/2021				<0.005			
7/29/2021					<0.005		
7/30/2021				<0.005			
8/2/2021	<0.005	0.0015 (J)	<0.005			<0.005	
1/27/2022	<0.005		0.00076 (J)			<0.005	

ND substitution: RL or RL/2 if <15% NDs.

Time Series

Constituent: Nickel (mg/L) Analysis Run 5/1/2026 4:04 PM

Plant Bowen Client: Southern Company Data: Bowen LF 3-8

	GWC-20R	GWC-21R	GWC-22R	GWC-23R	GWC-24R	GWC-25R	GWC-26
1/28/2022		0.0014 (J)		<0.005	<0.005		
8/9/2022	<0.005				<0.005	<0.005	
8/10/2022		0.0014 (J)	<0.005				
8/11/2022				<0.005			
2/9/2023		0.0011 (J)	<0.005		<0.005	<0.005	
2/10/2023	<0.005			<0.005			
6/20/2023							<0.005
8/3/2023	<0.005		<0.005	0.0011 (J)	<0.005	<0.005	
8/4/2023		0.00098 (J)					
8/7/2023							<0.005
10/12/2023							<0.005
12/12/2023							<0.005
2/15/2024	<0.005	<0.005	<0.005		<0.005		
2/16/2024				<0.005		<0.005	
2/29/2024							<0.005
4/23/2024							<0.005
6/12/2024							<0.005
7/31/2024			<0.005	<0.005	<0.005	<0.005	
8/1/2024	<0.005						
8/2/2024		<0.005					
8/27/2024							<0.005
2/20/2025	<0.005		<0.005				
2/24/2025					<0.005		
2/25/2025		<0.005		<0.005		<0.005	
3/4/2025							<0.005
8/15/2025							<0.005
8/18/2025						<0.005	
8/21/2025				<0.005			
8/22/2025		<0.005					
8/26/2025	<0.005		<0.005		<0.005		
2/12/2026	<0.005				<0.005		
2/13/2026			<0.005	<0.005		<0.005	
2/17/2026		0.0011 (J)					
2/24/2026							<0.005

ND substitution: RL or RL/2 if <15% NDs.

Time Series

Constituent: Nickel (mg/L) Analysis Run 5/1/2026 4:04 PM

Plant Bowen Client: Southern Company Data: Bowen LF 3-8

	GWC-27	GWC-27R	GWC-28	GWC-29	GWC-29R	GWC-30	GWC-31
6/20/2023			<0.005				
6/23/2023	<0.005	<0.005					<0.005
6/26/2023				<0.005			
6/27/2023					<0.005	<0.005	
8/7/2023	<0.005	<0.005		<0.005			
8/8/2023			<0.005				
8/9/2023						<0.005	<0.005
8/10/2023					<0.005		
10/11/2023				<0.005			<0.005
10/12/2023	<0.005	<0.005	<0.005				
10/13/2023					<0.005	<0.005	
12/12/2023	<0.005	<0.005	<0.005	<0.005			<0.005
12/13/2023					<0.005	<0.005	
2/29/2024	<0.005	<0.005		<0.005			
3/1/2024					<0.005	<0.005	<0.005
3/4/2024			<0.005				
4/23/2024	<0.005	<0.005		<0.005			<0.005
4/24/2024			<0.005		<0.005	<0.005	
6/11/2024				<0.005			
6/12/2024	<0.005		<0.005		<0.005	<0.005	<0.005
6/13/2024		<0.005					
8/26/2024	<0.005	<0.005		<0.005			<0.005
8/27/2024			<0.005		<0.005	<0.005	
3/4/2025	<0.005	<0.005					
3/5/2025				<0.005		<0.005	<0.005
3/6/2025			<0.005		<0.005		
8/18/2025		<0.005		<0.005			
8/19/2025			<0.005		<0.005	<0.005	
8/20/2025	<0.005						<0.005
2/25/2026							<0.005
2/26/2026				<0.005	<0.005		
2/27/2026						<0.005	
3/2/2026	<0.005	<0.005	<0.005				

ND substitution: RL or RL/2 if <15% NDs.

Time Series

Constituent: Nickel (mg/L) Analysis Run 5/1/2026 4:04 PM

Plant Bowen Client: Southern Company Data: Bowen LF 3-8

	GWC-31R	GWC-32	GWC-33R	GWC-34	GWC-34R	GWC-35	GWC-36A
4/6/2022							<0.005
8/8/2022							<0.005
2/8/2023							<0.005
6/21/2023			<0.005	0.0067	0.0012 (J)		
6/23/2023	<0.005						
6/26/2023		<0.005					
6/28/2023						<0.005	
8/2/2023							<0.005
8/7/2023				0.007	0.0013 (J)		
8/8/2023			<0.005				
8/9/2023	<0.005	<0.005					
8/10/2023						<0.005	
10/10/2023				0.0074	<0.005		
10/11/2023	<0.005		<0.005			<0.005	
10/13/2023		<0.005					
12/12/2023	<0.005						
12/13/2023		<0.005	<0.005	0.0064	0.0021 (J)	<0.005	
2/13/2024							<0.005
2/29/2024		<0.005		0.0078	<0.005	<0.005	
3/4/2024	<0.005		<0.005				
4/23/2024	<0.005		<0.005				
4/24/2024		<0.005		0.0085	<0.005	<0.005	
6/11/2024	<0.005						
6/12/2024		<0.005					
6/13/2024			<0.005	0.0084	<0.005	<0.005	
7/30/2024							<0.005
8/26/2024	<0.005						
8/27/2024		<0.005	<0.005			<0.005	
8/28/2024				0.0099	<0.005		
2/19/2025							<0.005
3/5/2025	<0.005		<0.005			<0.005	
3/6/2025		<0.005					
8/15/2025						<0.005	
8/19/2025	<0.005		<0.005				
8/20/2025		<0.005					
8/21/2025							<0.005
9/4/2025				0.012	0.002 (J)		
2/12/2026							<0.005
2/24/2026						<0.005	
2/27/2026	<0.005						
3/2/2026		<0.005		0.012	0.0022 (J)		
3/3/2026			<0.005				

ND substitution: RL or RL/2 if <15% NDs.

Time Series

Constituent: Nickel (mg/L) Analysis Run 5/1/2026 4:04 PM

Plant Bowen Client: Southern Company Data: Bowen LF 3-8

	GWC-36RA	GWC-37	GWC-38	GWC-57	GWC-25	GWC-31S	GWC-58
9/15/2014	0.01						
9/16/2014		0.018	0.0028				
10/3/2014	<0.005	0.022	0.0036				
10/20/2014	0.0043	0.022	0.0025				
11/10/2014	<0.005	0.018	0.0026				
3/2/2015	<0.005	0.016	0.017				
3/17/2015	<0.005	0.015	0.0057				
4/5/2015	0.0016 (J)	0.016					
4/6/2015			0.0022 (J)				
4/21/2015	0.0033						
4/22/2015		0.016	0.0015 (J)				
7/28/2015	0.0032	0.018	0.0015 (J)				
3/1/2016	<0.005	0.0138					
3/2/2016			<0.005				
7/6/2016	0.0007 (J)						
7/7/2016			0.0014 (J)				
7/8/2016		0.014					
3/14/2017	0.0007 (J)	0.0087 (J)					
3/23/2017			0.0022 (J)				
9/15/2017	<0.005	0.0053 (J)					
9/19/2017			0.0011 (J)				
3/12/2018	<0.005	0.0054 (J)					
3/13/2018			<0.005				
9/6/2018	<0.005	0.0069 (J)	<0.005				
3/6/2019		0.0075 (J)					
3/7/2019	<0.005		<0.005				
9/4/2019	<0.005	0.0059 (J)	0.0008 (J)				
3/2/2020	0.00051 (J)	0.0079 (J)	0.001 (J)				
9/3/2020		0.0096 (J)	0.00089 (J)				
9/14/2020	<0.005						
2/24/2021		0.01	0.00091 (J)				
3/26/2021	<0.005						
7/27/2021	0.0017 (J)						
7/28/2021		0.019	0.00096 (J)				
1/25/2022			0.00093 (J)				
1/26/2022	<0.005	0.016					
8/5/2022			0.00085 (J)				
8/8/2022	<0.005	0.0097					
2/8/2023	<0.005	0.012	0.00091 (J)				
6/21/2023				0.00094 (J)			
8/2/2023		0.013	0.0009 (J)				
8/3/2023	<0.005						
8/8/2023				<0.005			
10/10/2023				<0.005			
12/13/2023				<0.005			
2/13/2024	<0.005	<0.005	<0.005				
3/4/2024				<0.005			
4/24/2024				<0.005			
6/13/2024				<0.005			
7/30/2024	<0.005	0.011	<0.005				
8/27/2024				<0.005			
2/19/2025	<0.005	0.017	0.0014 (J)				

ND substitution: RL or RL/2 if <15% NDs.

Time Series

Constituent: Nickel (mg/L) Analysis Run 5/1/2026 4:04 PM

Plant Bowen Client: Southern Company Data: Bowen LF 3-8

	GWC-36RA	GWC-37	GWC-38	GWC-57	GWC-25	GWC-31S	GWC-58
3/4/2025				<0.005			
8/15/2025				0.0017 (J)			
8/21/2025	<0.005		<0.005				
8/27/2025		0.014					
2/12/2026	<0.005	0.018	0.0012 (J)				
2/16/2026					<0.005		
3/2/2026				0.00095 (J)		<0.005	<0.005

ND substitution: RL or RL/2 if <15% NDs.

Time Series

Constituent: pH, Field (SU) Analysis Run 5/1/2026 4:04 PM

Plant Bowen Client: Southern Company Data: Bowen LF 3-8

	GWA-1 (bg)	GWA-2 (bg)	GWA-2R (bg)	GWA-3A (bg)	GWA-4RZ (bg)	GWA-39RZ (bg)	GWA-39Z (bg)
3/14/2016							6.91
3/22/2016	7.65						
3/23/2016		6.7	7.45	5.96			
5/11/2016							6.51
5/19/2016	7.6		7.5				
5/20/2016		6.36					
5/23/2016				5.73			
7/19/2016							6.12
7/29/2016	7.58	6.75	7.59	5.51			
9/15/2016							5.96
9/22/2016			7.44	5.45			
9/23/2016	7.57	6.62					
11/2/2016							5.78
11/9/2016	7.45	6.42					
11/10/2016			7.55	5.51			
1/18/2017							6.13
1/30/2017	7.64						
1/31/2017		5.66	7.56	5.42			
2/21/2017						7.76	
2/22/2017					7.38		
3/27/2017						7.7	
3/28/2017							6.59
3/30/2017	7.51	6.33		5.43			
4/3/2017			7.46				
4/7/2017					7.35		
6/7/2017							6.72
6/8/2017						7.69	
6/9/2017	7.6		7.24				
6/12/2017		6.6		5.47			
6/14/2017					7.3		
7/12/2017					7.39		
7/17/2017						7.57	
7/20/2017					7.44		
7/27/2017						7.63	
7/28/2017					7.5		
8/9/2017					7.52	7.73	
8/24/2017					7.5		
9/26/2017							7.05
9/29/2017						7.7	
10/2/2017	7.55	5.61	7.35				
10/3/2017					7.51		
10/4/2017				5.23			
12/28/2017					7.32		6.79
3/14/2018							7.42
3/16/2018	7.58		7.31			7.49	
3/19/2018		6.55		5.4			
3/21/2018					7.3		
9/12/2018							6.86
9/14/2018		5.81	7.55			7.32	
9/17/2018	7.53			5.22			
9/18/2018					7.39		
3/14/2019						7.22	

Time Series

Constituent: pH, Field (SU) Analysis Run 5/1/2026 4:04 PM

Plant Bowen Client: Southern Company Data: Bowen LF 3-8

	GWA-1 (bg)	GWA-2 (bg)	GWA-2R (bg)	GWA-3A (bg)	GWA-4RZ (bg)	GWA-39RZ (bg)	GWA-39Z (bg)
3/15/2019							6.78
3/19/2019			7.2				
3/20/2019	7.64	5.71		5.22 (D)			
3/21/2019					7.28		
9/9/2019							6.49
9/11/2019						7.32	
9/12/2019	7.36	5.45			7.2		
9/13/2019			7.29	5.07			
3/9/2020						7.68	5.9
3/11/2020	7.51	6.56	7.09	5.31			
3/12/2020					7.52		
9/10/2020							5.53
9/15/2020	7.43	6.38	7.45				
9/16/2020						7.68	
9/17/2020					7.42		
3/12/2021							6.39
3/16/2021	7.57		7.51		7.4	7.85	
3/17/2021		6.58					
3/29/2021				8.04			
8/4/2021							6.21
8/6/2021						7.09	
8/9/2021	7.44	6.47	6.63	7.85			
8/10/2021					7.2		
1/31/2022							6.41
2/1/2022	7.52	6.3	6.62				
2/2/2022				7.94		6.89	
2/3/2022					7.2		
8/10/2022							6.07
8/16/2022	7.36	6.63	7.11	7.74		7.45	
8/17/2022					6.49		
2/13/2023							6.35
2/14/2023						7.48	
2/16/2023	7.39	6.56	7.02				
2/17/2023				7.71	6.98		
7/25/2023						7.19	
7/26/2023							5.77
7/27/2023	7.08	6.06	6.49				
7/28/2023					6.93		
8/1/2023				7.66			
2/19/2024						7.7	6.34
2/22/2024	6.97	6.03		7.89			
2/26/2024			6.85				
2/27/2024					7.11		
8/1/2024						7.08	5.88
8/6/2024			7.61				
8/7/2024	7.51	6.73					
8/8/2024				7.86	7.01		
2/25/2025							6.66
2/26/2025				7.93		7.4	
2/27/2025	7.5	6.7	7.18				
2/28/2025					7.25		
8/28/2025						7.43	6.39

Time Series

Constituent: pH, Field (SU) Analysis Run 5/1/2026 4:04 PM

Plant Bowen Client: Southern Company Data: Bowen LF 3-8

	GWA-1 (bg)	GWA-2 (bg)	GWA-2R (bg)	GWA-3A (bg)	GWA-4RZ (bg)	GWA-39RZ (bg)	GWA-39Z (bg)
9/2/2025	7.35	6.53	7.18	7.9			
9/3/2025					7.01		
2/17/2026				7.74			
2/18/2026	7.36	6.33	7.19		6.99	7.33	6.32

Time Series

Constituent: pH, Field (SU) Analysis Run 5/1/2026 4:04 PM

Plant Bowen Client: Southern Company Data: Bowen LF 3-8

	GWA-40 (bg)	GWA-41 (bg)	GWA-41R (bg)	GWA-42 (bg)	GWA-43 (bg)	GWA-43R (bg)	GWA-50 (bg)
3/11/2016				7.37	6.43	7.89	
3/15/2016	7.58	6.74	7.15				
3/28/2016							6.22
5/11/2016	7.24						
5/12/2016		6.41					
5/13/2016			7.29		6.8	7.86	
5/16/2016				7.55			
5/23/2016							5.86
7/19/2016					6.42	7.83	
7/20/2016		6.59					
7/21/2016	7.53		7.43				
7/22/2016				7.51			
8/1/2016							6.39
9/15/2016	7	5.76					
9/16/2016					6.19	7.75	
9/19/2016	7.19			7.52			
9/21/2016			7.05				
9/26/2016							5.74
11/2/2016					6.36	7.77	
11/3/2016	7.13	6.45	7.4	7.56			
11/10/2016							5.78
1/17/2017	7.51		7.06	7.59			
1/18/2017		6.34			6.16	7.65	
1/30/2017							5.88
3/24/2017	7.55	6.42					
3/27/2017			7.13	7.63			
3/28/2017					5.8	7.79	
4/7/2017							5.94
5/24/2017	7.6						
6/6/2017		6.82	7.18		5.97	7.89	
6/7/2017				7.55			
6/12/2017							5.81
9/22/2017					5.77	7.8	
9/25/2017		6.63	6.88				
9/26/2017	7.66			7.59			
10/2/2017							5.93
12/28/2017	7.34					7.78	
3/14/2018	7.56	7.08	7.04	7.6	5.85		
3/15/2018						7.66	
3/16/2018							5.64
9/12/2018	7.12	6.54	7.02		5.65	7.75	
9/14/2018				7.37			
9/17/2018							5.82
3/13/2019	7.12				5.63	7.84	
3/14/2019		6.58	6.93	7.57			
3/19/2019							5.93
9/9/2019	7.07						
9/10/2019		5.66	6.72	7.53			
9/11/2019					5.53	7.75	
9/13/2019							5.61
3/6/2020		6.82		7.42			
3/9/2020	7.5		6.7		5.5	7.73	

Time Series

Constituent: pH, Field (SU) Analysis Run 5/1/2026 4:04 PM

Plant Bowen Client: Southern Company Data: Bowen LF 3-8

	GWA-40 (bg)	GWA-41 (bg)	GWA-41R (bg)	GWA-42 (bg)	GWA-43 (bg)	GWA-43R (bg)	GWA-50 (bg)
3/11/2020							5.57
9/10/2020		6.4	6.67	7.48			
9/11/2020	6.98				6.25		
9/14/2020						7.76	
9/16/2020							5.62
3/10/2021	7.3		7.3				
3/11/2021		6.8		7.53	5.55	7.81	
3/17/2021							5.64
8/4/2021	6.79	6.34	7.15	7.35			
8/5/2021						7.75	
8/6/2021					5.52		
8/9/2021							5.34
1/31/2022	6.85	6.02	6.63	7.17	5.71	8.04	
2/1/2022							5.61
8/10/2022				7.26		7.72	
8/11/2022		6.29	7.12		5.64		
8/12/2022	6.83						
8/16/2022							5.29
2/13/2023	6.94	6.25	6.45	6.83		7.82	
2/14/2023					5.24		
2/16/2023							4.95
7/25/2023		5.58	6.19		4.64	7.31	
7/26/2023	6.46			6.92			
7/28/2023							4.66
2/19/2024	6.75	6.17	6.79				
2/20/2024				7.39	5.31	7.82	
2/22/2024							5.6
8/1/2024	7.06	6.03	7.17	7.49			
8/2/2024					5.28	7.74	
8/8/2024							4.68
2/25/2025	7.51	6.8	6.63	7.41	5.28	7.77	
2/27/2025							5.64
8/27/2025	6.86		6.72				
8/28/2025		5.98		7.35	4.84	7.61	
9/2/2025							5.35
2/16/2026	7.01	5.96	7.34	7.18	5.28	7.61	
2/17/2026							5.25

Time Series

Constituent: pH, Field (SU) Analysis Run 5/1/2026 4:04 PM

Plant Bowen Client: Southern Company Data: Bowen LF 3-8

	GWA-50R (bg)	GWA-51RZ (bg)	GWA-52 (bg)	GWA-53 (bg)	GWA-53R (bg)	GWA-54 (bg)	GWA-55 (bg)
2/29/2016			7.52				
3/2/2016				7.77	7.76	7.51	7.01
3/28/2016	6.45						
5/3/2016				7.76	7.8		7.26
5/4/2016		7.52	7.59			7.68	
5/25/2016	6.96						
7/7/2016		7.42					
7/8/2016			7.61	7.82		7.7	
7/11/2016					7.82		7.45
8/1/2016	5.64						
9/7/2016					7.83		
9/8/2016		7.4	7.52	7.73		7.71	
9/9/2016							7.55
9/26/2016	6.26						
10/26/2016		7.59	7.67	7.71		7.6	7.55
10/27/2016					7.84		
11/11/2016	5.62						
1/6/2017		7.51	7.49		7.63		
1/9/2017				7.52		7.81	7.62
1/30/2017	5.49						
3/15/2017		7.51	7.55			7.74	
3/16/2017				7.84	7.8		7.4
4/3/2017	6.32						
5/17/2017			7.55				
5/18/2017		7.64				7.39	7.24
5/19/2017				7.72	7.81		
6/12/2017	6.48						
7/19/2017		7.58					
9/15/2017			7.48			7.61	7.38
9/19/2017		7.37		7.68	7.84		
10/2/2017	6.41						
3/12/2018							7
3/13/2018		7.62	7.34	7.74	7.8	7.39	
3/16/2018	5.46						
9/6/2018			7.5			7.66	
9/7/2018		7.36					7.45
9/11/2018				7.64	7.76		
9/18/2018	5.35						
3/7/2019			7.29			7.55	
3/8/2019		7.55		7.73			7.14
3/12/2019					7.7		
3/19/2019	6.01						
9/4/2019			7.43				
9/5/2019		7.33		7.57	7.68	7.54	7.26
9/12/2019	5.89						
3/2/2020			7.44				
3/3/2020		7.71				7.59	6.95
3/4/2020				7.63	7.72		
3/11/2020	5.4						
9/3/2020			7.6				
9/4/2020							7.24
9/8/2020				7.67	7.68	7.56	

Time Series

Constituent: pH, Field (SU) Analysis Run 5/1/2026 4:04 PM

Plant Bowen Client: Southern Company Data: Bowen LF 3-8

	GWA-50R (bg)	GWA-51RZ (bg)	GWA-52 (bg)	GWA-53 (bg)	GWA-53R (bg)	GWA-54 (bg)	GWA-55 (bg)
9/9/2020		7.58					
9/15/2020	5.26						
2/24/2021			7.53				
2/25/2021		7.43				7.55	7.05
2/26/2021				7.7	7.72		
3/17/2021	6.31						
7/27/2021			7.4			7.41	
7/28/2021		7.29					6.96
7/29/2021				7.55	7.57		
8/9/2021	5.16						
1/25/2022			7.44			7.38	
1/26/2022		7.78		7.72	7.78		7.21
2/2/2022	5.17						
8/5/2022			7.35			7.32	
8/8/2022				7.66	7.61		7.1
8/9/2022		7.25					
8/17/2022	5.7						
2/16/2023	4.73						
7/28/2023	4.24						
2/22/2024	5.09						
8/8/2024	4.25						
2/28/2025	5.04						
9/2/2025	4.81						
2/17/2026	4.75						

Time Series

Constituent: pH, Field (SU) Analysis Run 5/1/2026 4:04 PM

Plant Bowen Client: Southern Company Data: Bowen LF 3-8

	GWA-55R (bg)	GWA-56 (bg)	GWC-16R	GWC-17R	GWC-18	GWC-18R	GWC-19R
3/3/2016	7.44	7.95	7.22				
3/4/2016				7.24			
3/7/2016					6.81	7.7	7.68
5/3/2016	7.64						
5/5/2016					6	7.85	
5/9/2016		7.66					7.66
5/10/2016			7.08	7.18			
7/11/2016	7.72	7.86					
7/13/2016			7.05		6.67	7.85	
7/14/2016				7.21			7.74
9/9/2016	7.66	7.89					
9/12/2016						7.87	7.76
9/13/2016					6.67		
9/14/2016				7.17			
9/15/2016			7.51				
10/26/2016		7.98					
10/27/2016	7.75						
10/31/2016					6.15		7.74
11/1/2016				7.18		7.78	
11/2/2016			7.1				
1/9/2017	7.83	7.9					
1/11/2017			7.16	7.1		7.75	7.69
1/12/2017					6.79		
3/15/2017		8					
3/16/2017	7.78						
3/20/2017			7.19			7.86	
3/21/2017				7.24			7.54
3/23/2017					7.04		
5/18/2017	7.64	8.21					
5/22/2017						7.51	7.79
5/23/2017			6.97	7.21	7.02		
9/15/2017		8.34					
9/18/2017	7.66						
9/20/2017							7.77
9/21/2017			7.28			7.84	
9/22/2017				7.2			
9/25/2017					6.81		
1/9/2018		8.1					
3/12/2018	7.11						
3/13/2018		8.03					
3/14/2018			7.11	7.16	7.06	7.51	7.74
9/7/2018	7.6	8.14	7.08			7.69	
9/10/2018							7.69
9/11/2018				7.13	6.97		
3/7/2019	7.22	8.05					
3/11/2019			7.21				
3/12/2019				7.14	7.06	7.76	7.6
9/4/2019		7.79					
9/5/2019	7.53						
9/6/2019						7.65	
9/9/2019			7.13		6.71		7.73
9/10/2019				7.17			

Time Series

Constituent: pH, Field (SU) Analysis Run 5/1/2026 4:04 PM

Plant Bowen Client: Southern Company Data: Bowen LF 3-8

	GWA-55R (bg)	GWA-56 (bg)	GWC-16R	GWC-17R	GWC-18	GWC-18R	GWC-19R
3/4/2020	7.27	7.95	7.37				7.65
3/5/2020				7.3		7.77	
3/6/2020					7.01		
9/4/2020	7.64	7.82					
9/9/2020			7.08	7.23	6.63	7.81	7.67
2/25/2021	7.27	7.85					
2/26/2021					7.07	7.81	7.73
3/9/2021			7.34				
3/10/2021				7.27			
7/28/2021	7.17	7.79					
7/29/2021					6.77	7.74	
7/30/2021			7.04	7.17			
8/3/2021							7.66
8/5/2021							7.66
1/26/2022		7.45					
1/27/2022	7.27					7.76	7.74
1/28/2022			7.31	7.34	6.6		
8/5/2022		7.6					
8/8/2022	7.26						
8/9/2022							7.77
8/10/2022					6.53	7.59	
8/11/2022			7.05	7.27			
2/9/2023					6.68	7.46	7.38
2/10/2023			7.02	7.12			
8/3/2023				6.96	6.19		
8/4/2023			6.82			7.39	7.2
2/14/2024					6.37	7.07	7.67
2/15/2024			6.95	7.2			
6/26/2024			6.71				
7/31/2024			7.03	7.23	6.66	7.76	7.69
2/19/2025						7.8	
2/20/2025					6.96		7.76
2/25/2025			6.81	7.06			
8/21/2025			6.8				
8/22/2025				7.07		7.58	
8/26/2025					6.56		
8/27/2025							7.59
2/12/2026					6.75	7.63	7.72
2/13/2026			7.05	7.27			

Time Series

Constituent: pH, Field (SU) Analysis Run 5/1/2026 4:04 PM

Plant Bowen Client: Southern Company Data: Bowen LF 3-8

	GWC-20R	GWC-21R	GWC-22R	GWC-23R	GWC-24R	GWC-25R	GWC-26
3/4/2016					6.95		
3/7/2016			7.61				
3/8/2016	7.62	6.86				7.4	
3/9/2016				7.54			
5/4/2016						7.6	
5/5/2016			7.79		7.58		
5/6/2016				7.5			
5/9/2016	7.72	7.08					
7/12/2016					7.58		
7/14/2016	7.69		7.76				
7/15/2016		7.2		7.33			
7/18/2016						7.61	
9/9/2016		7.17					
9/12/2016	7.52		7.6				
9/13/2016					7.62	7.56	
9/14/2016				7.47			
10/27/2016		7.14	7.73		7.64	7.69	
10/31/2016	7.51						
11/1/2016				7.31			
1/12/2017	7.46	7.06					
1/13/2017			7.68		7.28	7.62	
1/25/2017				7.07			
3/16/2017						7.43	
3/20/2017			7.6		7.23		
3/21/2017		7.14					
3/22/2017	7.77			7.43			
5/19/2017					7.15	7.32	
5/22/2017	7.5						
5/23/2017		6.9	7.81				
5/24/2017				7.07			
9/19/2017	7.49	7.18	7.46		7.54	7.62	
9/21/2017				7.24			
12/29/2017	7.75						
1/9/2018			7.39				
3/13/2018			7.49		7.02	7.43	
3/14/2018	7.62	6.99		7.4			
9/7/2018			7.53				
9/10/2018	7.84	6.96					
9/11/2018				7.78	7.4	7.69	
3/8/2019					7.65	7.69	
3/11/2019		6.95	7.51				
3/12/2019	7.63			7.55			
6/18/2019		6.88					
9/5/2019			7.09		7.4	7.59	
9/6/2019	7.75	7.04		7.32			
10/21/2019		7.1					
3/3/2020		7.1	7.15		7.55	7.56	
3/5/2020	7.6			7.24			
9/4/2020	7.57					7.62	
9/8/2020		7.07	7.19				
9/9/2020				7.12	7.22		
12/15/2020				7.39			

Time Series

Constituent: pH, Field (SU) Analysis Run 5/1/2026 4:04 PM

Plant Bowen Client: Southern Company Data: Bowen LF 3-8

	GWC-20R	GWC-21R	GWC-22R	GWC-23R	GWC-24R	GWC-25R	GWC-26
3/9/2021	7.81	6.98	7.35		7.8	8.07	
3/10/2021				7.41			
7/29/2021					7.32		
7/30/2021				7.13			
8/2/2021	7.67	7.01	7.1			7.48	
1/27/2022	7.73		7.28			7.46	
1/28/2022		6.69		7.38	7.68		
8/9/2022	7.81				7.48	7.6	
8/10/2022		6.98	7.1				
8/11/2022				7.37			
11/3/2022				6.65			
2/9/2023		7.13	7.05		7.44	7.51	
2/10/2023	7.34			7.01			
6/20/2023							7.35
8/3/2023	7.27		6.62	6.88	7.02	7.26	
8/4/2023		6.73					
8/7/2023							7.41
9/26/2023				7.12			
10/12/2023							7.64
12/12/2023							7.8
2/15/2024	7.56	6.74	6.73		7.22		
2/16/2024				6.82		7.28	
2/29/2024							6.91
4/3/2024				6.91			
4/23/2024							7.73
6/12/2024							7.35
7/31/2024			6.56	7.22	7.17	7.33	
8/1/2024	7.49						
8/2/2024		6.91					
8/27/2024							7.69
2/20/2025	7.68		7.26				
2/24/2025					7.6		
2/25/2025		7.58		7.25		7.68	
3/4/2025							7.4
8/15/2025							7.62
8/18/2025						7.53	
8/21/2025				7.11			
8/22/2025		7.1					
8/26/2025	7.43		7.1		7.54		
2/12/2026	7.5				7.55		
2/13/2026			7.02	7.07		7.59	
2/17/2026		6.89					
2/24/2026							7.17

Time Series

Constituent: pH, Field (SU) Analysis Run 5/1/2026 4:04 PM

Plant Bowen Client: Southern Company Data: Bowen LF 3-8

	GWC-27	GWC-27R	GWC-28	GWC-29	GWC-29R	GWC-30	GWC-31
6/20/2023			7.48				
6/23/2023	7.46	7.44					7.31
6/26/2023				7.67			
6/27/2023					7.29	7.18	
8/7/2023	7.34	7.18		7.48			
8/8/2023			7.3			7.35	
8/9/2023						7.21	6.93
8/10/2023					7.48		
10/11/2023				7.51			7.95
10/12/2023	7.74	7.7	7.75				
10/13/2023					7.14	7.22	
12/12/2023	7.9	7.85	7.86	7.25			7.63
12/13/2023					7.11	7.08	
2/29/2024	7.31	7.18		7.57			
3/1/2024					6.93	7.27	6.97
3/4/2024			7.14				
4/23/2024	7.22	7.19		7.74			6.97
4/24/2024			7.37		7.87	7.57	
6/11/2024				7.3			
6/12/2024	7.48		7.27		7.05	7.4	7
6/13/2024		7.32					
8/26/2024	7.73	7.74		7.77			6.94
8/27/2024			7.72		7.46	7.4	
3/4/2025	7.72	7.64					
3/5/2025				7.49		7.55	7.35
3/6/2025			7.82		7.37		
8/18/2025		7.61		7.65			
8/19/2025			7.76		7.5	7.4	
8/20/2025	7.71						7.31
2/25/2026							7.35
2/26/2026				7.77	7.59		
2/27/2026						7.23	
3/2/2026	7.54	7.5	7.59				

Time Series

Constituent: pH, Field (SU) Analysis Run 5/1/2026 4:04 PM

Plant Bowen Client: Southern Company Data: Bowen LF 3-8

	GWC-31R	GWC-32	GWC-33R	GWC-34	GWC-34R	GWC-35	GWC-36A
4/6/2022							6.82
8/8/2022							6.79
2/8/2023							6.77
6/21/2023			7.55	6.02	6.58		
6/23/2023	7.1						
6/26/2023		6.86					
6/28/2023						7.4	
8/2/2023							6.84
8/7/2023				6.07	6.45		
8/8/2023			7.4				
8/9/2023	7.08	6.85					
8/10/2023						7.34	
10/10/2023				6.62	7.06		
10/11/2023	7.57		7.5			7.67	
10/13/2023		7.22					
12/12/2023	7.28						
12/13/2023		6.65	7.59	6.71	7.04	7.38	
2/13/2024							6.47
2/29/2024		6.91		6.08	6.67	7.27	
3/4/2024	7.43		7.6				
4/23/2024	7.14		7.13				
4/24/2024		6.68		5.75	6.47	7.6	
6/11/2024	7.1						
6/12/2024		6.66					
6/13/2024			7.51	5.99	6.64	7.29	
7/30/2024							7.05
8/26/2024	7.03						
8/27/2024		6.53	7.78			7.56	
8/28/2024				6.33	7.01		
2/19/2025							7.01
3/5/2025	7.47		7.69			7.37	
3/6/2025		7.08					
8/15/2025						7.34	
8/19/2025	7.33		7.73				
8/20/2025		7.11					
8/21/2025							7.29
9/4/2025				6.16	6.94		
2/12/2026							7.08
2/24/2026						7.34	
2/27/2026	7.44						
3/2/2026		7.23		6.28	6.91		
3/3/2026			7.61				

Time Series

Constituent: pH, Field (SU) Analysis Run 5/1/2026 4:04 PM

Plant Bowen Client: Southern Company Data: Bowen LF 3-8

	GWC-36RA	GWC-37	GWC-38	GWC-57	GWC-25	GWC-31S	GWC-58
3/1/2016	7.45	5.94					
3/2/2016			5.65				
5/2/2016	7.31						
5/3/2016		5.85	5.72				
7/6/2016	7.4						
7/7/2016			5.68				
7/8/2016		5.74					
9/7/2016	7.32	5.79					
9/8/2016			5.42				
10/25/2016	7.4	5.88	5.41				
1/5/2017	7.29						
1/6/2017		5.82					
2/9/2017			4.99				
3/14/2017	7.48	5.8					
3/23/2017			4.94				
5/16/2017	7.38	5.02					
5/17/2017			5.18				
9/15/2017	7.35	5.68					
9/19/2017			5.53				
3/12/2018	7.26	5.72					
3/13/2018			5.57				
9/6/2018	7.21	5.59	5.69				
3/6/2019		5.38					
3/7/2019	7.48		5.54				
9/4/2019	7.14	5.09	5.91				
3/2/2020	7.24	5.52	5.49				
9/3/2020		5.17	5.32				
9/14/2020	7.1						
2/24/2021		5.49	5.23				
3/26/2021	7.11						
7/27/2021	7.65						
7/28/2021		5.29	5.21				
1/25/2022			5.14				
1/26/2022	7.01	4.69					
8/5/2022			4.98				
8/8/2022	7.11	5.16					
2/8/2023	6.88	5.3	5.13				
6/21/2023				7.55			
8/2/2023		4.69	4.41				
8/3/2023	6.91						
8/8/2023				7.34			
10/10/2023				7.54			
12/13/2023				7.53			
2/13/2024	6.69	5.37	5.22				
3/4/2024				7.35			
4/24/2024				7.13			
6/13/2024				7.24			
7/30/2024	7.32	4.43	4.29				
8/27/2024				7.7			
2/19/2025	7.23	5.5	5.36				
3/4/2025				7.6			
8/15/2025				7.47			

Time Series

Constituent: pH, Field (SU) Analysis Run 5/1/2026 4:04 PM

Plant Bowen Client: Southern Company Data: Bowen LF 3-8

	GWC-36RA	GWC-37	GWC-38	GWC-57	GWC-25	GWC-31S	GWC-58
8/21/2025	7.26		4.95				
8/27/2025		5.36					
2/12/2026	7.22	5.01	4.31				
2/16/2026					7.26		
3/2/2026				7.49		6.92	7.44

Time Series

Constituent: Selenium (mg/L) Analysis Run 5/1/2026 4:04 PM

Plant Bowen Client: Southern Company Data: Bowen LF 3-8

	GWA-1 (bg)	GWA-2 (bg)	GWA-2R (bg)	GWA-3A (bg)	GWA-4RZ (bg)	GWA-39RZ (bg)	GWA-39Z (bg)
8/23/2007	<0.005	<0.005	<0.005	<0.005			
10/23/2007	<0.005						
10/24/2007		<0.005	<0.005				
11/2/2007				<0.005			
11/18/2007	<0.005	<0.005	<0.005	<0.005			
1/30/2008	<0.005						
1/31/2008		<0.005	<0.005	<0.005			
3/10/2008	<0.005		<0.005				
3/11/2008		<0.005		<0.005			
5/6/2008		<0.005					
5/13/2008	<0.005		<0.005				
5/14/2008				<0.005			
12/4/2008		<0.005	<0.005				
12/5/2008	<0.005			<0.005			
4/15/2009	<0.005			<0.005			
4/21/2009		<0.005	<0.005				
5/20/2009					<0.005		
10/7/2009	<0.005	<0.005					
10/8/2009			<0.005	<0.005			
10/19/2009					<0.005		
4/21/2010			<0.005				
4/26/2010		<0.005					
4/27/2010					<0.005		
4/28/2010				<0.005			
5/3/2010	<0.005						
9/28/2010			<0.005				
10/4/2010		<0.005			<0.005		
10/6/2010				<0.005			
10/12/2010	<0.005						
4/12/2011			<0.005				
4/13/2011		<0.005					
4/14/2011					<0.005		
4/21/2011				<0.005			
4/27/2011	<0.005						
10/4/2011			<0.005				
10/5/2011		<0.005			<0.005		
10/13/2011				<0.005			
10/17/2011	<0.005						
4/3/2012			<0.005				
4/11/2012		<0.005			<0.005		
5/1/2012				<0.005			
5/2/2012	<0.005						
10/2/2012					<0.005		
10/8/2012	<0.005						
10/9/2012		<0.005	<0.005	<0.005			
4/11/2013			<0.005	<0.005	<0.005		
4/12/2013	<0.005						
4/15/2013		<0.005					
10/15/2013		<0.005					
10/16/2013	<0.005		<0.005	<0.005			
10/21/2013					<0.005		
4/10/2014			<0.005				

ND substitution: RL or RL/2 if <15% NDs.

Time Series

Constituent: Selenium (mg/L) Analysis Run 5/1/2026 4:04 PM

Plant Bowen Client: Southern Company Data: Bowen LF 3-8

	GWA-1 (bg)	GWA-2 (bg)	GWA-2R (bg)	GWA-3A (bg)	GWA-4RZ (bg)	GWA-39RZ (bg)	GWA-39Z (bg)
4/11/2014	<0.005						
4/22/2014		<0.005					
4/23/2014				<0.005	<0.005		
9/30/2014	<0.005	<0.005	<0.005				
10/4/2014				<0.005	<0.005		
3/30/2015	<0.005	<0.005	<0.005				
3/31/2015				<0.005	<0.005		
10/11/2015					<0.005		
10/12/2015				<0.005			
10/13/2015	<0.005	<0.005	<0.005				
3/14/2016							<0.005
3/22/2016	<0.005						
3/23/2016		<0.005	<0.005	<0.005			
5/11/2016							<0.005
5/19/2016	<0.005		<0.005				
5/20/2016		0.00216 (J)					
5/23/2016				<0.005			
7/19/2016							<0.005
7/29/2016	<0.005	0.001 (J)	<0.005	<0.005			
9/15/2016							<0.005
9/22/2016			<0.005	<0.005			
9/23/2016	<0.005	<0.005					
11/2/2016							<0.005
11/9/2016	<0.005	<0.005					
11/10/2016			<0.005	<0.005			
1/18/2017							<0.005
1/30/2017	<0.005						
1/31/2017		<0.005	<0.005	<0.005			
2/21/2017						<0.005	
2/22/2017					<0.005		
3/27/2017						<0.005	
3/28/2017							<0.005
3/30/2017	<0.005	<0.005		<0.005			
4/3/2017			<0.005				
4/7/2017					<0.005		
6/7/2017							<0.005
6/8/2017						<0.005	
6/9/2017	<0.005		<0.005				
6/12/2017		<0.005		<0.005			
6/14/2017					<0.005		
7/12/2017					<0.005		
7/17/2017						<0.005	
7/20/2017					<0.005		
7/27/2017						<0.005	
7/28/2017					<0.005		
8/9/2017					<0.005	<0.005	
8/24/2017					<0.005		
9/26/2017							<0.005
9/29/2017						<0.005	
10/2/2017	<0.005	<0.005	<0.005				
10/3/2017					<0.005		
10/4/2017				<0.005			

ND substitution: RL or RL/2 if <15% NDs.

Time Series

Constituent: Selenium (mg/L) Analysis Run 5/1/2026 4:04 PM

Plant Bowen Client: Southern Company Data: Bowen LF 3-8

	GWA-1 (bg)	GWA-2 (bg)	GWA-2R (bg)	GWA-3A (bg)	GWA-4RZ (bg)	GWA-39RZ (bg)	GWA-39Z (bg)
3/14/2018							<0.005
3/16/2018	<0.005		<0.005			<0.005	
3/19/2018		0.0016 (J)		<0.005			
3/21/2018					<0.005		
9/12/2018							<0.005
9/14/2018		<0.005	<0.005			<0.005	
9/17/2018	<0.005			<0.005			
9/18/2018					<0.005		
3/14/2019						<0.005	
3/15/2019							<0.005
3/19/2019			<0.005				
3/20/2019	<0.005	<0.005		<0.005			
3/21/2019					<0.005		
9/9/2019							<0.005
9/11/2019						<0.005	
9/12/2019	<0.005	<0.005					
9/13/2019			<0.005	<0.005	<0.005		
3/9/2020						<0.005	<0.005
3/11/2020	<0.005	0.0021 (J)	<0.005	<0.005			
3/12/2020					<0.005		
9/10/2020							<0.005
9/15/2020	<0.005	<0.005	<0.005				
9/16/2020						<0.005	
9/17/2020					<0.005		
3/12/2021							<0.005
3/16/2021	<0.005		0.0021 (J)		<0.005	<0.005	
3/17/2021		0.0045 (J)					
3/29/2021				<0.005			
8/4/2021							<0.005
8/6/2021						<0.005	
8/9/2021	<0.005	<0.005	<0.005	<0.005			
8/10/2021					<0.005		
1/31/2022							<0.005
2/1/2022	<0.005	<0.005	<0.005				
2/2/2022				<0.005		<0.005	
2/3/2022					<0.005		
8/10/2022							<0.005
8/16/2022	<0.005	<0.005	<0.005	<0.005		<0.005	
8/17/2022					<0.005		
2/13/2023							<0.005
2/14/2023						<0.005	
2/16/2023	<0.005	0.0014 (J)	<0.005				
2/17/2023				<0.005	<0.005		
7/25/2023						<0.005	
7/26/2023							<0.005
7/27/2023	<0.005	<0.005	<0.005				
7/28/2023					<0.005		
8/1/2023				<0.005			
2/19/2024						<0.005	<0.005
2/22/2024	<0.005	<0.005		<0.005			
2/26/2024			<0.005				
2/27/2024					<0.005		

ND substitution: RL or RL/2 if <15% NDs.

Time Series

Constituent: Selenium (mg/L) Analysis Run 5/1/2026 4:04 PM

Plant Bowen Client: Southern Company Data: Bowen LF 3-8

	GWA-1 (bg)	GWA-2 (bg)	GWA-2R (bg)	GWA-3A (bg)	GWA-4RZ (bg)	GWA-39RZ (bg)	GWA-39Z (bg)
8/1/2024						<0.005	<0.005
8/6/2024			<0.005				
8/7/2024	<0.005	<0.005					
8/8/2024				<0.005	<0.005		
2/25/2025							<0.005
2/26/2025				<0.005		<0.005	
2/27/2025	<0.005	<0.005	<0.005				
2/28/2025					<0.005		
8/28/2025						<0.005	<0.005
9/2/2025	<0.005	<0.005	<0.005	<0.005			
9/3/2025					<0.005		
2/17/2026				<0.005			
2/18/2026	<0.005	0.00066 (J)	<0.005		0.00056 (J)	<0.005	<0.005

ND substitution: RL or RL/2 if <15% NDs.

Time Series

Constituent: Selenium (mg/L) Analysis Run 5/1/2026 4:04 PM

Plant Bowen Client: Southern Company Data: Bowen LF 3-8

	GWA-40 (bg)	GWA-41 (bg)	GWA-41R (bg)	GWA-42 (bg)	GWA-43 (bg)	GWA-43R (bg)	GWA-50 (bg)
12/12/2008							<0.005
4/23/2009							<0.005
10/6/2009							<0.005
4/27/2010							<0.005
9/30/2010							<0.005
4/14/2011							<0.005
10/5/2011							<0.005
4/11/2012							<0.005
10/2/2012							<0.005
4/9/2013							<0.005
10/15/2013							<0.005
4/10/2014							<0.005
10/1/2014							<0.005
3/30/2015							<0.005
10/11/2015							<0.005
3/11/2016				<0.005	0.00236 (J)	<0.005	
3/15/2016	<0.005	<0.005	<0.005				
3/28/2016							<0.005
5/11/2016	<0.005						
5/12/2016		<0.005					
5/13/2016			<0.005		<0.005	<0.005	
5/16/2016				<0.005			
5/23/2016							<0.005
7/19/2016					<0.005	<0.005	
7/20/2016		<0.005					
7/21/2016	<0.005		<0.005				
7/22/2016				<0.005			
8/1/2016							<0.005
9/15/2016	<0.005	<0.005					
9/16/2016					<0.005	<0.005	
9/19/2016				<0.005			
9/21/2016			<0.005				
9/26/2016							<0.005
11/2/2016					<0.005	<0.005	
11/3/2016	<0.005	<0.005	<0.005	<0.005			
11/10/2016							<0.005
1/17/2017	<0.005		<0.005	<0.005			
1/18/2017		<0.005			<0.005	<0.005	
1/30/2017							<0.005
3/24/2017	<0.005	<0.005					
3/27/2017			<0.005	<0.005			
3/28/2017					<0.005	<0.005	
4/7/2017							<0.005
5/24/2017	<0.005						
6/6/2017		<0.005	<0.005		<0.005	<0.005	
6/7/2017				<0.005			
6/12/2017							<0.005
9/22/2017					<0.005	<0.005	
9/25/2017		<0.005	<0.005				
9/26/2017	<0.005			<0.005			
10/2/2017							<0.005
3/14/2018	<0.005	<0.005	<0.005	<0.005	<0.005		

ND substitution: RL or RL/2 if <15% NDs.

Time Series

Constituent: Selenium (mg/L) Analysis Run 5/1/2026 4:04 PM

Plant Bowen Client: Southern Company Data: Bowen LF 3-8

	GWA-40 (bg)	GWA-41 (bg)	GWA-41R (bg)	GWA-42 (bg)	GWA-43 (bg)	GWA-43R (bg)	GWA-50 (bg)
3/15/2018						<0.005	
3/16/2018							<0.005
9/12/2018	<0.005	<0.005	<0.005		<0.005	<0.005	
9/14/2018				<0.005			
9/17/2018							<0.005
3/13/2019	<0.005				<0.005	<0.005	
3/14/2019		<0.005	<0.005	<0.005			
3/19/2019							<0.005
9/9/2019	<0.005						
9/10/2019		<0.005	<0.005	<0.005			
9/11/2019					<0.005	<0.005	
9/13/2019							<0.005
3/6/2020		<0.005		<0.005			
3/9/2020	<0.005		<0.005		<0.005	<0.005	
3/11/2020							<0.005
9/10/2020		<0.005	<0.005	<0.005			
9/11/2020	<0.005				<0.005		
9/14/2020						<0.005	
9/16/2020							<0.005
3/10/2021	<0.005		<0.005				
3/11/2021		<0.005		<0.005	<0.005	<0.005	
3/17/2021							<0.005
8/4/2021	<0.005	<0.005	<0.005	<0.005			
8/5/2021						<0.005	
8/6/2021					<0.005		
8/9/2021							<0.005
1/31/2022	<0.005	<0.005	<0.005	<0.005	<0.005	<0.005	
2/1/2022							<0.005
8/10/2022				<0.005		<0.005	
8/11/2022		<0.005	<0.005		<0.005		
8/12/2022	<0.005						
8/16/2022							<0.005
2/13/2023	<0.005	<0.005	<0.005	<0.005		<0.005	
2/14/2023					<0.005		
2/16/2023							<0.005
7/25/2023		<0.005	<0.005		<0.005	<0.005	
7/26/2023	<0.005			<0.005			
7/28/2023							<0.005
2/19/2024	<0.005	<0.005	<0.005				
2/20/2024				<0.005	<0.005	<0.005	
2/22/2024							<0.005
8/1/2024	<0.005	<0.005	<0.005	<0.005			
8/2/2024					<0.005	<0.005	
8/8/2024							<0.005
2/25/2025	<0.005	<0.005	<0.005	<0.005	<0.005	<0.005	
2/27/2025							<0.005
8/27/2025	<0.005		<0.005				
8/28/2025		<0.005		<0.005	<0.005	<0.005	
9/2/2025							<0.005
2/16/2026	<0.005	<0.005	<0.005	<0.005	<0.005	<0.005	
2/17/2026							<0.005

ND substitution: RL or RL/2 if <15% NDs.

Time Series

Constituent: Selenium (mg/L) Analysis Run 5/1/2026 4:04 PM

Plant Bowen Client: Southern Company Data: Bowen LF 3-8

	GWA-50R (bg)	GWA-51RZ (bg)	GWA-52 (bg)	GWA-53 (bg)	GWA-53R (bg)	GWA-54 (bg)	GWA-55 (bg)
12/12/2008	<0.005						
4/23/2009	<0.005						
10/6/2009	<0.005						
5/3/2010	<0.005						
10/11/2010	<0.005						
4/27/2011	<0.005						
10/19/2011	<0.005						
5/1/2012	<0.005						
10/2/2012	<0.005						
4/10/2013	<0.005						
10/16/2013	<0.005						
4/22/2014	<0.005						
10/1/2014	<0.005						
3/30/2015	<0.005						
5/8/2015		<0.005	<0.005		<0.005		
5/9/2015				<0.005		<0.005	<0.01
5/17/2015		<0.005	<0.005		<0.005		
5/18/2015				<0.005		<0.005	<0.01
5/25/2015		<0.005	<0.005	<0.005	<0.005	<0.005	
5/26/2015							<0.01
6/8/2015		<0.005	<0.005	<0.005	<0.005		
6/9/2015						<0.005	<0.01
6/17/2015				<0.005		<0.005	<0.01
6/18/2015		<0.005	<0.005		<0.005		
6/24/2015		<0.005	<0.005	<0.005	<0.005		
6/25/2015						<0.005	<0.01
6/30/2015		<0.005	<0.005	<0.005	<0.005		
7/1/2015						<0.005	<0.01
7/6/2015		<0.005	<0.005	<0.005	<0.005		
7/7/2015						<0.005	<0.01
8/12/2015		<0.005	<0.005	<0.005	<0.005	<0.005	
8/13/2015							<0.01
10/11/2015	<0.005						
12/8/2015		<0.005					
2/29/2016			<0.005				
3/2/2016				<0.005	<0.005	<0.005	0.00234 (J)
3/28/2016	<0.005						
5/3/2016				<0.005	<0.005		0.00241 (J)
5/4/2016		0.00982 (J)	<0.005			<0.005	
5/25/2016	<0.005						
7/7/2016		0.01					
7/8/2016			<0.005	<0.005		<0.005	
7/11/2016					<0.005		<0.01
8/1/2016	<0.005						
9/7/2016					<0.005		
9/8/2016		0.0046 (J)	<0.005	<0.005		<0.005	
9/9/2016							<0.01
9/26/2016	<0.005						
10/26/2016		0.0071 (J)	<0.005	<0.005		<0.005	<0.01
10/27/2016					<0.005		
11/11/2016	<0.005						
1/6/2017		0.0099 (J)	<0.005		<0.005		

ND substitution: RL or RL/2 if <15% NDs.

Time Series

Constituent: Selenium (mg/L) Analysis Run 5/1/2026 4:04 PM

Plant Bowen Client: Southern Company Data: Bowen LF 3-8

	GWA-50R (bg)	GWA-51RZ (bg)	GWA-52 (bg)	GWA-53 (bg)	GWA-53R (bg)	GWA-54 (bg)	GWA-55 (bg)
1/9/2017				<0.005		<0.005	<0.01
1/30/2017	<0.005						
3/15/2017		0.0056 (J)	<0.005			<0.005	
3/16/2017				<0.005	<0.005		<0.01
4/3/2017	<0.005						
5/17/2017			<0.005				
5/18/2017		0.0064 (J)				<0.005	<0.01
5/19/2017				<0.005	<0.005		
6/12/2017	<0.005						
7/19/2017		<0.005					
9/15/2017			<0.005			<0.005	<0.01
9/19/2017		0.0029 (J)		<0.005	<0.005		
10/2/2017	<0.005						
3/12/2018							0.0018 (J)
3/13/2018		0.005 (J)	<0.005	<0.005	<0.005	<0.005	
3/16/2018	<0.005						
9/6/2018			<0.005			<0.005	
9/7/2018		0.01 (J)					<0.01
9/11/2018				<0.005	<0.005		
9/18/2018	<0.005						
3/7/2019			<0.005			<0.005	
3/8/2019		0.0052 (J)		<0.005			0.0026 (J)
3/12/2019					<0.005		
3/19/2019	<0.005						
9/4/2019			<0.005				
9/5/2019		0.01		<0.005	<0.005	<0.005	<0.01
9/12/2019	<0.005						
3/2/2020			<0.005				
3/3/2020		0.0053 (J)				<0.005	0.0025 (J)
3/4/2020				<0.005	<0.005		
3/11/2020	<0.005						
9/3/2020			<0.005				
9/4/2020							<0.01
9/8/2020				<0.005	<0.005	<0.005	
9/9/2020		0.0059 (J)					
9/15/2020	<0.005						
2/24/2021			<0.005				
2/25/2021		0.0099				<0.005	0.0018 (J)
2/26/2021				<0.005	<0.005		
3/17/2021	<0.005						
7/27/2021			<0.005			<0.005	
7/28/2021		0.0073					0.0022 (J)
7/29/2021				<0.005	<0.005		
8/9/2021	<0.005						
1/25/2022			<0.005			<0.005	
1/26/2022		<0.005		<0.005	<0.005		0.0025 (J)
2/2/2022	<0.005						
8/5/2022			<0.005			<0.005	
8/8/2022				<0.005	<0.005		0.0024 (J)
8/9/2022		0.0051					
8/17/2022	<0.005						
2/16/2023	<0.005						

ND substitution: RL or RL/2 if <15% NDs.

Time Series

Constituent: Selenium (mg/L) Analysis Run 5/1/2026 4:04 PM

Plant Bowen Client: Southern Company Data: Bowen LF 3-8

	GWA-50R (bg)	GWA-51RZ (bg)	GWA-52 (bg)	GWA-53 (bg)	GWA-53R (bg)	GWA-54 (bg)	GWA-55 (bg)
7/28/2023	<0.005						
2/22/2024	<0.005						
8/8/2024	<0.005						
2/28/2025	<0.005						
9/2/2025	<0.005						
2/17/2026	<0.005						

ND substitution: RL or RL/2 if <15% NDs.

Time Series

Constituent: Selenium (mg/L) Analysis Run 5/1/2026 4:04 PM

Plant Bowen Client: Southern Company Data: Bowen LF 3-8

	GWA-55R (bg)	GWA-56 (bg)	GWC-16R	GWC-17R	GWC-18	GWC-18R	GWC-19R
9/16/2014			<0.005				
9/17/2014				<0.005	<0.005	<0.005	<0.005
10/4/2014			<0.005	<0.005	<0.005	<0.005	<0.005
10/21/2014			<0.005	<0.005	<0.005	<0.005	<0.005
11/5/2014					<0.005		<0.005
11/11/2014			<0.005	<0.005		<0.005	
3/3/2015			<0.005	<0.005	<0.005	<0.005	<0.005
3/18/2015			<0.005	<0.005	<0.005	<0.005	
3/19/2015							<0.005
4/6/2015			<0.005	<0.005			
4/7/2015					<0.005	<0.005	<0.005
4/23/2015			<0.005	<0.005	<0.005	<0.005	
4/24/2015							<0.005
5/9/2015	<0.005	<0.005					
5/18/2015	<0.005						
5/19/2015		<0.005					
5/26/2015	<0.005	<0.005					
6/9/2015	<0.005	<0.005					
6/17/2015	<0.005	<0.005					
6/25/2015	<0.005	<0.005					
7/1/2015	<0.005	<0.005					
7/7/2015	<0.005	<0.005					
7/29/2015			<0.005	<0.005	<0.005	<0.005	<0.005
8/13/2015	<0.005	<0.005					
3/3/2016	<0.005	<0.005	<0.005				
3/4/2016				<0.005			
3/7/2016					<0.005	<0.005	<0.005
5/3/2016	<0.005						
5/5/2016					<0.005	<0.005	
5/9/2016		<0.005					<0.005
5/10/2016			<0.005	<0.005			
7/11/2016	0.0011 (J)	<0.005					
7/13/2016			<0.005		<0.005	<0.005	
7/14/2016				<0.005			<0.005
9/9/2016	0.001 (J)	<0.005					
9/12/2016						<0.005	<0.005
9/13/2016					<0.005		
9/14/2016				<0.005			
9/15/2016			<0.005				
10/26/2016		<0.005					
10/27/2016	<0.005						
10/31/2016					<0.005		<0.005
11/1/2016				<0.005		<0.005	
11/2/2016			<0.005				
1/9/2017	<0.005	0.0011 (J)					
1/11/2017			<0.005	<0.005		<0.005	<0.005
1/12/2017					<0.005		
3/15/2017		<0.005					
3/16/2017	<0.005						
3/20/2017			<0.005			<0.005	
3/21/2017				<0.005			<0.005
3/23/2017					<0.005		

ND substitution: RL or RL/2 if <15% NDs.

Time Series

Constituent: Selenium (mg/L) Analysis Run 5/1/2026 4:04 PM

Plant Bowen Client: Southern Company Data: Bowen LF 3-8

	GWA-55R (bg)	GWA-56 (bg)	GWC-16R	GWC-17R	GWC-18	GWC-18R	GWC-19R
5/18/2017	<0.005	<0.005					
5/22/2017						<0.005	<0.005
5/23/2017			<0.005	<0.005	<0.005		
9/15/2017		<0.005					
9/18/2017	<0.005						
9/20/2017							<0.005
9/21/2017			<0.005			<0.005	
9/22/2017				<0.005			
9/25/2017					<0.005		
3/12/2018	<0.005						
3/13/2018		<0.005					
3/14/2018			<0.005	<0.005	<0.005	<0.005	<0.005
9/7/2018	<0.005	<0.005	<0.005			<0.005	
9/10/2018							<0.005
9/11/2018				<0.005	<0.005		
3/7/2019	0.0016 (J)	<0.005					
3/11/2019			<0.005				
3/12/2019				<0.005	<0.005	<0.005	<0.005
9/4/2019		<0.005					
9/5/2019	<0.005						
9/6/2019						<0.005	
9/9/2019			<0.005		<0.005		<0.005
9/10/2019				<0.005			
3/4/2020	0.0018 (J)	<0.005	<0.005				<0.005
3/5/2020				<0.005		<0.005	
3/6/2020					<0.005		
9/4/2020	<0.005	<0.005					
9/9/2020			<0.005	<0.005	<0.005	<0.005	<0.005
2/25/2021	<0.005	<0.005					
2/26/2021					<0.005	<0.005	<0.005
3/9/2021			<0.005				
3/10/2021				<0.005			
7/28/2021	<0.005	<0.005					
7/29/2021					<0.005	<0.005	
7/30/2021			<0.005	<0.005			
8/3/2021							<0.005
1/26/2022		<0.005					
1/27/2022	0.0016 (J)					<0.005	<0.005
1/28/2022			<0.005	<0.005	<0.005		
8/5/2022		<0.005					
8/8/2022	0.0015 (J)						
8/9/2022							<0.005
8/10/2022					<0.005	<0.005	
8/11/2022			<0.005	<0.005			
2/9/2023					<0.005	<0.005	<0.005
2/10/2023			<0.005	<0.005			
8/3/2023				<0.005	<0.005		
8/4/2023			<0.005			<0.005	<0.005
2/14/2024					<0.005	<0.005	<0.005
2/15/2024			<0.005	<0.005			
7/31/2024			<0.005	<0.005	<0.005	<0.005	<0.005
2/19/2025						<0.005	

ND substitution: RL or RL/2 if <15% NDs.

Time Series

Constituent: Selenium (mg/L) Analysis Run 5/1/2026 4:04 PM

Plant Bowen Client: Southern Company Data: Bowen LF 3-8

	GWA-55R (bg)	GWA-56 (bg)	GWC-16R	GWC-17R	GWC-18	GWC-18R	GWC-19R
2/20/2025					<0.005		<0.005
2/25/2025			<0.005	<0.005			
8/21/2025			<0.005				
8/22/2025				<0.005		<0.005	
8/26/2025					<0.005		
8/27/2025							<0.005
2/12/2026					<0.005	<0.005	<0.005
2/13/2026			<0.005	<0.005			

ND substitution: RL or RL/2 if <15% NDs.

Time Series

Constituent: Selenium (mg/L) Analysis Run 5/1/2026 4:04 PM

Plant Bowen Client: Southern Company Data: Bowen LF 3-8

	GWC-20R	GWC-21R	GWC-22R	GWC-23R	GWC-24R	GWC-25R	GWC-26
9/16/2014					<0.005	<0.005	
9/18/2014	<0.005	<0.005	<0.005	<0.005			
10/4/2014					<0.005	<0.005	
10/5/2014	<0.005	<0.005	<0.005	<0.005			
10/22/2014	<0.005	<0.005	<0.005	<0.005			
10/23/2014					<0.005	<0.005	
11/5/2014	<0.005	<0.005	<0.005	<0.005			
11/10/2014					<0.005	<0.005	
3/4/2015	<0.005	<0.005	<0.005	<0.005	<0.005	<0.005	
3/19/2015	<0.005	<0.005	<0.005				
3/20/2015				<0.005	<0.005	<0.005	
4/7/2015	<0.005						
4/8/2015		<0.005	<0.005	<0.005	<0.005		
4/9/2015						<0.005	
4/23/2015				<0.005	<0.005	<0.005	
4/24/2015	<0.005	<0.005	<0.005				
7/30/2015	<0.005	<0.005	<0.005	<0.005	<0.005	<0.005	
3/4/2016					<0.005		
3/7/2016			<0.005				
3/8/2016	<0.005	<0.005				<0.005	
3/9/2016				<0.005			
5/4/2016						<0.005	
5/5/2016			<0.005		<0.005		
5/6/2016				<0.005			
5/9/2016	<0.005	<0.005					
7/12/2016					<0.005		
7/14/2016	<0.005		<0.005				
7/15/2016		<0.005		<0.005			
7/18/2016						<0.005	
9/9/2016		<0.005					
9/12/2016	<0.005		<0.005				
9/13/2016					<0.005	<0.005	
9/14/2016				<0.005			
10/27/2016		<0.005	<0.005		<0.005	<0.005	
10/31/2016	<0.005						
11/1/2016				<0.005			
1/12/2017	<0.005	<0.005					
1/13/2017			<0.005		<0.005	<0.005	
1/25/2017				<0.005			
3/16/2017						<0.005	
3/20/2017			<0.005		<0.005		
3/21/2017		<0.005					
3/22/2017	<0.005			<0.005			
5/19/2017					<0.005	<0.005	
5/22/2017	<0.005						
5/23/2017		<0.005	<0.005				
5/24/2017				<0.005			
9/19/2017	<0.005	<0.005	<0.005		<0.005	<0.005	
9/21/2017				<0.005			
3/13/2018			<0.005		<0.005	<0.005	
3/14/2018	<0.005	<0.005		<0.005			
9/7/2018			<0.005				

ND substitution: RL or RL/2 if <15% NDs.

Time Series

Constituent: Selenium (mg/L) Analysis Run 5/1/2026 4:04 PM

Plant Bowen Client: Southern Company Data: Bowen LF 3-8

	GWC-20R	GWC-21R	GWC-22R	GWC-23R	GWC-24R	GWC-25R	GWC-26
9/10/2018	<0.005	<0.005					
9/11/2018				<0.005	<0.005	<0.005	
3/8/2019					<0.005	<0.005	
3/11/2019		<0.005	<0.005				
3/12/2019	<0.005			<0.005			
9/5/2019			<0.005		<0.005	<0.005	
9/6/2019	<0.005	<0.005		<0.005			
3/3/2020		<0.005	<0.005		<0.005	<0.005	
3/5/2020	<0.005			<0.005			
9/4/2020	<0.005					<0.005	
9/8/2020		<0.005	<0.005				
9/9/2020				0.0017 (J)	<0.005		
3/9/2021	<0.005	<0.005	<0.005		<0.005	<0.005	
3/10/2021				<0.005			
7/29/2021					<0.005		
7/30/2021				<0.005			
8/2/2021	<0.005	<0.005	<0.005			<0.005	
1/27/2022	<0.005		<0.005			<0.005	
1/28/2022		<0.005		<0.005	<0.005		
8/9/2022	<0.005				<0.005	<0.005	
8/10/2022		<0.005	<0.005				
8/11/2022				<0.005			
2/9/2023		<0.005	<0.005		<0.005	<0.005	
2/10/2023	<0.005			<0.005			
6/20/2023							<0.005
8/3/2023	<0.005		<0.005	<0.005	<0.005	<0.005	
8/4/2023		<0.005					
8/7/2023							<0.005
10/12/2023							<0.005
12/12/2023							<0.005
2/15/2024	<0.005	<0.005	<0.005		<0.005		
2/16/2024				<0.005		<0.005	
2/29/2024							0.0044 (J)
4/23/2024							0.0012 (J)
6/12/2024							<0.005
7/31/2024			<0.005	<0.005	<0.005	<0.005	
8/1/2024	<0.005						
8/2/2024		<0.005					
8/27/2024							0.001 (J)
2/20/2025	<0.005		<0.005				
2/24/2025					<0.005		
2/25/2025		<0.005		<0.005		<0.005	
3/4/2025							0.0013 (J)
8/15/2025							<0.005
8/18/2025						<0.005	
8/21/2025				<0.005			
8/22/2025		<0.005					
8/26/2025	<0.005		<0.005		<0.005		
2/12/2026	<0.005				<0.005		
2/13/2026			<0.005	<0.005		<0.005	
2/17/2026		<0.005					
2/24/2026							0.00071 (J)

ND substitution: RL or RL/2 if <15% NDs.

Time Series

Constituent: Selenium (mg/L) Analysis Run 5/1/2026 4:04 PM

Plant Bowen Client: Southern Company Data: Bowen LF 3-8

	GWC-27	GWC-27R	GWC-28	GWC-29	GWC-29R	GWC-30	GWC-31
6/20/2023			<0.005				
6/23/2023	<0.005	<0.005					<0.005
6/26/2023				<0.005			
6/27/2023					0.0014 (J)	<0.005	
8/7/2023	<0.005	<0.005		<0.005			
8/8/2023			<0.005				
8/9/2023						<0.005	<0.005
8/10/2023					<0.005		
10/11/2023				<0.005			<0.005
10/12/2023	<0.005	<0.005	<0.005				
10/13/2023					<0.005	<0.005	
12/12/2023	<0.005	<0.005	<0.005	<0.005			<0.005
12/13/2023					<0.005	0.0011 (J)	
2/29/2024	<0.005	<0.005		<0.005			
3/1/2024					<0.005	<0.005	<0.005
3/4/2024			<0.005				
4/23/2024	0.0012 (J)	<0.005		<0.005			<0.005
4/24/2024			<0.005		0.0011 (J)	<0.005	
6/11/2024				<0.005			
6/12/2024	<0.005		<0.005		<0.005	<0.005	<0.005
6/13/2024		<0.005					
8/26/2024	<0.005	<0.005		<0.005			<0.005
8/27/2024			<0.005		0.0016 (J)	<0.005	
3/4/2025	<0.005	<0.005					
3/5/2025				<0.005		<0.005	<0.005
3/6/2025			<0.005		<0.005		
8/18/2025		<0.005		<0.005			
8/19/2025			<0.005		<0.005	<0.005	
8/20/2025	<0.005						<0.005
2/25/2026							<0.005
2/26/2026				<0.005	0.0012 (J)		
2/27/2026						<0.005	
3/2/2026	0.00096 (J)	<0.005	<0.005				

ND substitution: RL or RL/2 if <15% NDs.

Time Series

Constituent: Selenium (mg/L) Analysis Run 5/1/2026 4:04 PM

Plant Bowen Client: Southern Company Data: Bowen LF 3-8

	GWC-31R	GWC-32	GWC-33R	GWC-34	GWC-34R	GWC-35	GWC-36A
4/6/2022							<0.005
8/8/2022							<0.005
2/8/2023							<0.005
6/21/2023			<0.005	<0.005	<0.005		
6/23/2023	<0.005						
6/26/2023		<0.005					
6/28/2023						<0.005	
8/2/2023							<0.005
8/7/2023				<0.005	<0.005		
8/8/2023			<0.005				
8/9/2023	<0.005	<0.005					
8/10/2023						<0.005	
10/10/2023				<0.005	<0.005		
10/11/2023	<0.005		<0.005			<0.005	
10/13/2023		<0.005					
12/12/2023	<0.005						
12/13/2023		<0.005	<0.005	<0.005	<0.005	<0.005	
2/13/2024							<0.005
2/29/2024		<0.005		<0.005	<0.005	<0.005	
3/4/2024	<0.005		<0.005				
4/23/2024	<0.005		<0.005				
4/24/2024		<0.005		<0.005	<0.005	<0.005	
6/11/2024	<0.005						
6/12/2024		<0.005					
6/13/2024			<0.005	<0.005	<0.005	<0.005	
7/30/2024							<0.005
8/26/2024	<0.005						
8/27/2024		<0.005	0.00099 (J)			<0.005	
8/28/2024				<0.005	<0.005		
2/19/2025							<0.005
3/5/2025	<0.005		<0.005			<0.005	
3/6/2025		<0.005					
8/15/2025						<0.005	
8/19/2025	<0.005		<0.005				
8/20/2025		<0.005					
8/21/2025							<0.005
9/4/2025				<0.005	<0.005		
2/12/2026							0.0005 (J)
2/24/2026						<0.005	
2/27/2026	<0.005						
3/2/2026		<0.005		<0.005	<0.005		
3/3/2026			<0.005				

ND substitution: RL or RL/2 if <15% NDs.

Time Series

Constituent: Selenium (mg/L) Analysis Run 5/1/2026 4:04 PM

Plant Bowen Client: Southern Company Data: Bowen LF 3-8

	GWC-36RA	GWC-37	GWC-38	GWC-57	GWC-25	GWC-31S	GWC-58
9/15/2014	<0.005						
9/16/2014		<0.005	<0.005				
10/3/2014	<0.005	<0.005	<0.005				
10/20/2014	<0.005	<0.005	<0.005				
11/10/2014	<0.005	<0.005	<0.005				
3/2/2015	<0.005	<0.005	<0.005				
3/17/2015	<0.005	<0.005	<0.005				
4/5/2015	<0.005	<0.005					
4/6/2015			<0.005				
4/21/2015	<0.005						
4/22/2015		<0.005	<0.005				
7/28/2015	<0.005	<0.005	<0.005				
3/1/2016	<0.005	<0.005					
3/2/2016			<0.005				
5/2/2016	<0.005						
5/3/2016		<0.005	<0.005				
7/6/2016	<0.005						
7/7/2016			<0.005				
7/8/2016		<0.005					
9/7/2016	<0.005	<0.005					
9/8/2016			<0.005				
10/25/2016	<0.005	<0.005	<0.005				
1/5/2017	<0.005						
1/6/2017		<0.005					
2/9/2017			<0.005				
3/14/2017	<0.005	<0.005					
3/23/2017			<0.005				
5/16/2017	<0.005	<0.005					
5/17/2017			<0.005				
9/15/2017	<0.005	<0.005					
9/19/2017			<0.005				
3/12/2018	<0.005	<0.005					
3/13/2018			<0.005				
9/6/2018	<0.005	<0.005	<0.005				
3/6/2019		<0.005					
3/7/2019	<0.005		<0.005				
9/4/2019	<0.005	<0.005	<0.005				
3/2/2020	<0.005	<0.005	<0.005				
9/3/2020		<0.005	<0.005				
9/14/2020	<0.005						
2/24/2021		<0.005	<0.005				
3/26/2021	<0.005						
7/27/2021	<0.005						
7/28/2021		<0.005	<0.005				
1/25/2022			<0.005				
1/26/2022	<0.005	<0.005					
8/5/2022			<0.005				
8/8/2022	<0.005	<0.005					
2/8/2023	<0.005	<0.005	<0.005				
6/21/2023				<0.005			
8/2/2023		<0.005	<0.005				
8/3/2023	<0.005						

ND substitution: RL or RL/2 if <15% NDs.

Time Series

Constituent: Selenium (mg/L) Analysis Run 5/1/2026 4:04 PM

Plant Bowen Client: Southern Company Data: Bowen LF 3-8

	GWC-36RA	GWC-37	GWC-38	GWC-57	GWC-25	GWC-31S	GWC-58
8/8/2023				<0.005			
10/10/2023				<0.005			
12/13/2023				<0.005			
2/13/2024	<0.005	<0.005	<0.005				
3/4/2024				<0.005			
4/24/2024				<0.005			
6/13/2024				<0.005			
7/30/2024	<0.005	<0.005	<0.005				
8/27/2024				<0.005			
2/19/2025	<0.005	<0.005	<0.005				
3/4/2025				<0.005			
8/15/2025				<0.005			
8/21/2025	<0.005		<0.005				
8/27/2025		<0.005					
2/12/2026	<0.005	<0.005	<0.005				
2/16/2026					<0.005		
3/2/2026				<0.005		<0.005	<0.005

ND substitution: RL or RL/2 if <15% NDs.

Time Series

Constituent: Silver (mg/L) Analysis Run 5/1/2026 4:04 PM

Plant Bowen Client: Southern Company Data: Bowen LF 3-8

	GWA-1 (bg)	GWA-2 (bg)	GWA-2R (bg)	GWA-3A (bg)	GWA-4RZ (bg)	GWA-39RZ (bg)	GWA-39Z (bg)
8/23/2007	<0.001	<0.001	<0.001	<0.001			
10/23/2007	<0.001						
10/24/2007		<0.001	<0.001				
11/2/2007				<0.001			
11/18/2007	<0.001	<0.001	<0.001	<0.001			
1/30/2008	<0.001						
1/31/2008		<0.001	<0.001	<0.001			
3/10/2008	<0.001		<0.001				
3/11/2008		<0.001		<0.001			
5/6/2008		<0.001					
5/13/2008	<0.001		<0.001				
5/14/2008				<0.001			
12/4/2008		<0.001	<0.001				
12/5/2008	<0.001			<0.001			
4/15/2009	<0.001			<0.001			
4/21/2009		<0.001	<0.001				
5/20/2009					<0.001		
10/7/2009	<0.001	<0.001					
10/8/2009			<0.001	<0.001			
10/19/2009					<0.001		
4/21/2010			<0.001				
4/26/2010		<0.001					
4/27/2010					<0.001		
4/28/2010				<0.001			
5/3/2010	<0.001						
9/28/2010			<0.001				
10/4/2010		<0.001			<0.001		
10/6/2010				<0.001			
10/12/2010	<0.001						
4/12/2011			<0.001				
4/13/2011		<0.001					
4/14/2011					<0.001		
4/21/2011				<0.001			
4/27/2011	<0.001						
10/4/2011			<0.001				
10/5/2011		<0.001			<0.001		
10/13/2011				<0.001			
10/17/2011	<0.001						
4/3/2012			<0.001				
4/11/2012		<0.001			<0.001		
5/1/2012				<0.001			
5/2/2012	<0.001						
10/2/2012					<0.001		
10/8/2012	<0.001						
10/9/2012		<0.001	<0.001	<0.001			
4/11/2013			<0.001	<0.001	<0.001		
4/12/2013	<0.001						
4/15/2013		<0.001					
10/15/2013		<0.001					
10/16/2013	<0.001		<0.001	<0.001			
10/21/2013					<0.001		
4/10/2014			<0.001				

ND substitution: RL or RL/2 if <15% NDs.

Time Series

Constituent: Silver (mg/L) Analysis Run 5/1/2026 4:04 PM

Plant Bowen Client: Southern Company Data: Bowen LF 3-8

	GWA-1 (bg)	GWA-2 (bg)	GWA-2R (bg)	GWA-3A (bg)	GWA-4RZ (bg)	GWA-39RZ (bg)	GWA-39Z (bg)
4/11/2014	<0.001						
4/22/2014		<0.001					
4/23/2014				<0.001	<0.001		
9/30/2014	<0.001	<0.001	<0.001				
10/4/2014				<0.001	<0.001		
3/30/2015	<0.001	<0.001	<0.001				
3/31/2015				<0.001	<0.001		
10/11/2015					<0.001		
10/12/2015				<0.001			
10/13/2015	<0.001	<0.001	<0.001				
3/14/2016							<0.001
3/22/2016	<0.001						
3/23/2016		<0.001	<0.001	<0.001			
5/11/2016							<0.001
7/19/2016							<0.001
7/29/2016	<0.001	<0.001	<0.001	<0.001			
9/15/2016							<0.001
11/2/2016							<0.001
1/18/2017							<0.001
2/21/2017						<0.001	
3/27/2017						<0.001	
3/28/2017							<0.001
3/30/2017	<0.001	<0.001		<0.001			
4/3/2017			<0.001				
4/7/2017					<0.001		
9/26/2017							<0.001
9/29/2017						<0.001	
10/2/2017	<0.001	<0.001	<0.001				
10/3/2017					<0.001		
10/4/2017				<0.001			
3/14/2018							<0.001
3/16/2018	<0.001		<0.001			<0.001	
3/19/2018		<0.001		<0.001			
3/21/2018					<0.001		
9/12/2018							<0.001
9/14/2018		<0.001	<0.001			<0.001	
9/17/2018	<0.001			<0.001			
9/18/2018					<0.001		
3/14/2019						<0.001	
3/15/2019							<0.001
3/19/2019			<0.001				
3/20/2019	<0.001	<0.001		<0.001			
3/21/2019					<0.001		
9/9/2019							<0.001
9/11/2019						<0.001	
9/12/2019	<0.001	<0.001					
9/13/2019			<0.001	<0.001	<0.001		
3/9/2020						<0.001	<0.001
3/11/2020	<0.001	<0.001	<0.001	<0.001			
3/12/2020					<0.001		
9/10/2020							<0.001
9/15/2020	<0.001	<0.001	<0.001				

ND substitution: RL or RL/2 if <15% NDs.

Time Series

Constituent: Silver (mg/L) Analysis Run 5/1/2026 4:04 PM

Plant Bowen Client: Southern Company Data: Bowen LF 3-8

	GWA-1 (bg)	GWA-2 (bg)	GWA-2R (bg)	GWA-3A (bg)	GWA-4RZ (bg)	GWA-39RZ (bg)	GWA-39Z (bg)
9/16/2020						<0.001	
9/17/2020					<0.001		
3/12/2021							<0.001
3/16/2021	<0.001		<0.001		<0.001	<0.001	
3/17/2021		<0.001					
3/29/2021				<0.001			
8/4/2021							<0.001
8/6/2021						<0.001	
8/9/2021	<0.001	<0.001	<0.001	<0.001			
8/10/2021					<0.001		
1/31/2022							<0.001
2/1/2022	<0.001	<0.001	<0.001				
2/2/2022				<0.001		<0.001	
2/3/2022					<0.001		
8/10/2022							<0.001
8/16/2022	<0.001	<0.001	<0.001	<0.001		<0.001	
8/17/2022					<0.001		
2/13/2023							<0.001
2/14/2023						<0.001	
2/16/2023	<0.001	<0.001	<0.001				
2/17/2023				<0.001	<0.001		
7/25/2023						<0.001	
7/26/2023							<0.001
7/27/2023	<0.001	<0.001	<0.001				
7/28/2023					<0.001		
8/1/2023				<0.001			
2/19/2024						<0.001	<0.001
2/22/2024	<0.001	<0.001		<0.001			
2/26/2024			<0.001				
2/27/2024					<0.001		
8/1/2024						<0.001	<0.001
8/6/2024			<0.001				
8/7/2024	<0.001	<0.001					
8/8/2024				<0.001	<0.001		
2/25/2025							<0.001
2/26/2025				<0.001		<0.001	
2/27/2025	<0.001	<0.001	<0.001				
2/28/2025					<0.001		
8/28/2025						<0.001	<0.001
9/2/2025	<0.001	<0.001	<0.001	<0.001			
9/3/2025					<0.001		
2/17/2026				<0.001			
2/18/2026	<0.001	<0.001	<0.001		<0.001	<0.001	<0.001

ND substitution: RL or RL/2 if <15% NDs.

Time Series

Constituent: Silver (mg/L) Analysis Run 5/1/2026 4:04 PM

Plant Bowen Client: Southern Company Data: Bowen LF 3-8

	GWA-40 (bg)	GWA-41 (bg)	GWA-41R (bg)	GWA-42 (bg)	GWA-43 (bg)	GWA-43R (bg)	GWA-50 (bg)
12/12/2008							<0.005
4/23/2009							<0.005
10/6/2009							<0.005
4/27/2010							<0.005
9/30/2010							<0.005
4/14/2011							<0.005
10/5/2011							<0.005
4/11/2012							<0.005
10/2/2012							<0.005
4/9/2013							<0.005
10/15/2013							<0.005
4/10/2014							0.00075 (J)
10/1/2014							<0.005
3/30/2015							<0.005
10/11/2015							<0.005
3/11/2016				<0.001	<0.001	<0.001	
3/15/2016	<0.001	<0.001	<0.001				
3/28/2016							<0.005
5/11/2016	<0.001						
5/12/2016		<0.001					
5/13/2016			<0.001		<0.001	<0.001	
5/16/2016				<0.001			
7/19/2016					<0.001	<0.001	
7/20/2016		<0.001					
7/21/2016	<0.001		<0.001				
7/22/2016				<0.001			
8/1/2016							0.0004 (J)
9/15/2016	<0.001	<0.001					
9/16/2016					<0.001	<0.001	
9/19/2016				<0.001			
9/21/2016			<0.001				
11/2/2016					<0.001	<0.001	
11/3/2016	<0.001	<0.001	<0.001	<0.001			
1/17/2017	<0.001		<0.001	<0.001			
1/18/2017		<0.001			<0.001	<0.001	
3/24/2017	<0.001	<0.001					
3/27/2017			<0.001	<0.001			
3/28/2017					<0.001	<0.001	
4/7/2017							0.0005 (J)
9/22/2017					<0.001	<0.001	
9/25/2017		<0.001	<0.001				
9/26/2017	<0.001			<0.001			
10/2/2017							0.0006 (J)
3/14/2018	<0.001	<0.001	<0.001	<0.001	<0.001		
3/15/2018						<0.001	
3/16/2018							<0.005
9/12/2018	<0.001	<0.001	<0.001		<0.001	<0.001	
9/14/2018				<0.001			
9/17/2018							<0.005
3/13/2019	<0.001				<0.001	<0.001	
3/14/2019		<0.001	<0.001	<0.001			
3/19/2019							<0.005

ND substitution: RL or RL/2 if <15% NDs.

Time Series

Constituent: Silver (mg/L) Analysis Run 5/1/2026 4:04 PM

Plant Bowen Client: Southern Company Data: Bowen LF 3-8

	GWA-40 (bg)	GWA-41 (bg)	GWA-41R (bg)	GWA-42 (bg)	GWA-43 (bg)	GWA-43R (bg)	GWA-50 (bg)
9/9/2019	<0.001						
9/10/2019		<0.001	<0.001	<0.001			
9/11/2019					<0.001	<0.001	
9/13/2019							0.00045 (J)
3/6/2020		<0.001		<0.001			
3/9/2020	<0.001		<0.001		<0.001	<0.001	
3/11/2020							0.00039 (J)
9/10/2020		<0.001	<0.001	<0.001			
9/11/2020	<0.001				<0.001		
9/14/2020						<0.001	
9/16/2020							0.00042 (J)
3/10/2021	<0.001		<0.001				
3/11/2021		<0.001		<0.001	<0.001	<0.001	
3/17/2021							0.00044 (J)
8/4/2021	<0.001	<0.001	<0.001	<0.001			
8/5/2021						<0.001	
8/6/2021					<0.001		
8/9/2021							<0.005
1/31/2022	<0.001	<0.001	<0.001	<0.001	<0.001	<0.001	
2/1/2022							<0.005
8/10/2022				<0.001		<0.001	
8/11/2022		<0.001	<0.001		<0.001		
8/12/2022	<0.001						
8/16/2022							<0.005
2/13/2023	<0.001	<0.001	<0.001	<0.001		<0.001	
2/14/2023					<0.001		
2/16/2023							<0.005
7/25/2023		<0.001	<0.001		<0.001	<0.001	
7/26/2023	<0.001			<0.001			
7/28/2023							0.00044 (J)
2/19/2024	<0.001	<0.001	<0.001				
2/20/2024				<0.001	<0.001	<0.001	
2/22/2024							0.00052 (J)
8/1/2024	<0.001	<0.001	<0.001	<0.001			
8/2/2024					<0.001	<0.001	
8/8/2024							0.00056 (J)
2/25/2025	<0.001	<0.001	<0.001	<0.001	<0.001	<0.001	
2/27/2025							0.00061 (J)
8/27/2025	<0.001		<0.001				
8/28/2025		<0.001		<0.001	<0.001	<0.001	
9/2/2025							0.00048 (J)
2/16/2026	<0.001	<0.001	<0.001	<0.001	<0.001	<0.001	
2/17/2026							0.00056 (J)

ND substitution: RL or RL/2 if <15% NDs.

Time Series

Constituent: Silver (mg/L) Analysis Run 5/1/2026 4:04 PM

Plant Bowen Client: Southern Company Data: Bowen LF 3-8

	GWA-50R (bg)	GWA-51RZ (bg)	GWA-52 (bg)	GWA-53 (bg)	GWA-53R (bg)	GWA-54 (bg)	GWA-55 (bg)
12/12/2008	<0.0025						
4/23/2009	<0.0025						
10/6/2009	0.0048						
5/3/2010	<0.0025						
10/11/2010	<0.0025						
4/27/2011	0.004						
10/19/2011	<0.0025						
5/1/2012	<0.0025						
10/2/2012	<0.0025						
4/10/2013	<0.0025						
10/16/2013	0.0034						
4/22/2014	0.0034						
10/1/2014	0.0012 (J)						
3/30/2015	0.003						
5/8/2015		<0.005	<0.005		<0.005		
5/9/2015				<0.005		<0.005	<0.005
5/17/2015		<0.005	<0.005		<0.005		
5/18/2015				<0.005		<0.005	<0.005
5/25/2015		<0.005	<0.005	<0.005	<0.005	<0.005	
5/26/2015							<0.005
6/8/2015		<0.005	<0.005	<0.005	<0.005		
6/9/2015						<0.005	<0.005
6/17/2015				<0.005		<0.005	<0.005
6/18/2015		<0.005	<0.005		<0.005		
6/24/2015		<0.005	<0.005	<0.005	<0.005		
6/25/2015						<0.005	<0.005
6/30/2015		<0.005	<0.005	<0.005	<0.005		
7/1/2015						<0.005	<0.005
7/6/2015		<0.005	<0.005	<0.005	<0.005		
7/7/2015						<0.005	<0.005
8/12/2015		<0.005	<0.005	<0.005	<0.005	<0.005	
8/13/2015							<0.005
10/11/2015	0.0018 (J)						
12/8/2015		<0.005					
2/29/2016			<0.005				
3/2/2016				<0.005	<0.005	<0.005	<0.005
3/28/2016	0.0022 (J)						
7/7/2016		<0.005					
7/8/2016			<0.005	<0.005		<0.005	
7/11/2016					<0.005		<0.005
8/1/2016	0.0016 (J)						
3/15/2017		<0.005	<0.005			<0.005	
3/16/2017				<0.005	<0.005		<0.005
4/3/2017	0.0022 (J)						
9/15/2017			<0.005			<0.005	<0.005
9/19/2017		<0.005		<0.005	<0.005		
10/2/2017	0.0021 (J)						
3/12/2018							<0.005
3/13/2018		<0.005	<0.005	<0.005	<0.005	<0.005	
3/16/2018	0.0023 (J)						
9/6/2018			<0.005			<0.005	
9/7/2018		<0.005					<0.005

ND substitution: RL or RL/2 if <15% NDs.

Time Series

Constituent: Silver (mg/L) Analysis Run 5/1/2026 4:04 PM

Plant Bowen Client: Southern Company Data: Bowen LF 3-8

	GWA-50R (bg)	GWA-51RZ (bg)	GWA-52 (bg)	GWA-53 (bg)	GWA-53R (bg)	GWA-54 (bg)	GWA-55 (bg)
9/11/2018				<0.005	<0.005		
9/18/2018	0.0017 (J)						
3/7/2019			<0.005			<0.005	
3/8/2019		<0.005		<0.005			<0.005
3/12/2019					<0.005		
3/19/2019	0.0017 (J)						
9/4/2019			<0.005				
9/5/2019		<0.005		<0.005	<0.005	<0.005	<0.005
9/12/2019	0.0028 (J)						
3/2/2020			<0.005				
3/3/2020		<0.005				<0.005	<0.005
3/4/2020				<0.005	<0.005		
3/11/2020	0.0013 (J)						
9/3/2020			<0.005				
9/4/2020							<0.005
9/8/2020				<0.005	<0.005	<0.005	
9/9/2020		<0.005					
9/15/2020	0.0012 (J)						
2/24/2021			<0.005				
2/25/2021		<0.005				<0.005	<0.005
2/26/2021				<0.005	<0.005		
3/17/2021	0.0026 (J)						
7/27/2021			<0.005			<0.005	
7/28/2021		<0.005					<0.005
7/29/2021				<0.005	<0.005		
8/9/2021	0.0015 (J)						
1/25/2022			<0.005			<0.005	
1/26/2022		<0.005		<0.005	<0.005		<0.005
2/2/2022	0.0012 (J)						
8/5/2022			<0.005			<0.005	
8/8/2022				<0.005	<0.005		<0.005
8/9/2022		<0.005					
8/17/2022	0.0021 (J)						
2/16/2023	0.0011 (J)						
7/28/2023	0.00091 (J)						
2/22/2024	0.0013 (J)						
8/8/2024	0.0011 (J)						
2/28/2025	0.0016 (J)						
9/2/2025	0.001						
2/17/2026	0.0015						

ND substitution: RL or RL/2 if <15% NDs.

Time Series

Constituent: Silver (mg/L) Analysis Run 5/1/2026 4:04 PM

Plant Bowen Client: Southern Company Data: Bowen LF 3-8

	GWA-55R (bg)	GWA-56 (bg)	GWC-16R	GWC-17R	GWC-18	GWC-18R	GWC-19R
9/16/2014			<0.001				
9/17/2014				<0.001	<0.001	0.00058 (J)	<0.001
10/4/2014			<0.001	<0.001	<0.001	<0.001	<0.001
10/21/2014			<0.001	<0.001	<0.001	<0.001	<0.001
11/5/2014					<0.001		<0.001
11/11/2014			<0.001	0.0007 (J)		<0.001	
3/3/2015			<0.001	0.00052 (J)	<0.001	<0.001	<0.001
3/18/2015			<0.001	<0.001	<0.001	<0.001	
3/19/2015							<0.001
4/6/2015			0.0013 (J)	<0.001			
4/7/2015					<0.001	<0.001	<0.001
4/23/2015			<0.001	<0.001	<0.001	<0.001	
4/24/2015							<0.001
5/9/2015	<0.005	<0.005					
5/18/2015	<0.005						
5/19/2015		<0.005					
5/26/2015	<0.005	<0.005					
6/9/2015	<0.005	<0.005					
6/17/2015	<0.005	<0.005					
6/25/2015	<0.005	<0.005					
7/1/2015	<0.005	<0.005					
7/7/2015	<0.005	<0.005					
7/29/2015			<0.001	<0.001	<0.001	<0.001	<0.001
8/13/2015	<0.005	<0.005					
3/3/2016	<0.005	<0.005	<0.001				
3/4/2016				<0.001			
3/7/2016					<0.001	<0.001	<0.001
7/11/2016	<0.005	<0.005					
7/13/2016			<0.001		<0.001	<0.001	
7/14/2016				<0.001			<0.001
3/15/2017		<0.005					
3/16/2017	<0.005						
3/20/2017			<0.001			<0.001	
3/21/2017				<0.001			<0.001
3/23/2017					<0.001		
9/15/2017		<0.005					
9/18/2017	<0.005						
9/20/2017							<0.001
9/21/2017			<0.001			<0.001	
9/22/2017				<0.001			
9/25/2017					<0.001		
3/12/2018	<0.005						
3/13/2018		<0.005					
3/14/2018			<0.001	<0.001	<0.001	<0.001	<0.001
9/7/2018	<0.005	<0.005	<0.001			<0.001	
9/10/2018							<0.001
9/11/2018				<0.001	<0.001		
3/7/2019	<0.005	<0.005					
3/11/2019			<0.001				
3/12/2019				<0.001	<0.001	<0.001	<0.001
9/4/2019		<0.005					
9/5/2019	<0.005						

ND substitution: RL or RL/2 if <15% NDs.

Time Series

Constituent: Silver (mg/L) Analysis Run 5/1/2026 4:04 PM

Plant Bowen Client: Southern Company Data: Bowen LF 3-8

	GWA-55R (bg)	GWA-56 (bg)	GWC-16R	GWC-17R	GWC-18	GWC-18R	GWC-19R
9/6/2019						<0.001	
9/9/2019			<0.001		<0.001		<0.001
9/10/2019				<0.001			
3/4/2020	<0.005	<0.005	<0.001				<0.001
3/5/2020				<0.001		<0.001	
3/6/2020					<0.001		
9/4/2020	<0.005	<0.005					
9/9/2020			<0.001	<0.001	<0.001	<0.001	<0.001
2/25/2021	<0.005	<0.005					
2/26/2021					<0.001	<0.001	<0.001
3/9/2021			<0.001				
3/10/2021				<0.001			
7/28/2021	<0.005	<0.005					
7/29/2021					<0.001	<0.001	
7/30/2021			<0.001	<0.001			
8/3/2021							<0.001
1/26/2022		<0.005					
1/27/2022	<0.005					<0.001	<0.001
1/28/2022			<0.001	<0.001	<0.001		
8/5/2022		<0.005					
8/8/2022	<0.005						
8/9/2022							<0.001
8/10/2022					<0.001	<0.001	
8/11/2022			<0.001	<0.001			
2/9/2023					<0.001	<0.001	<0.001
2/10/2023			<0.001	<0.001			
8/3/2023				<0.001	<0.001		
8/4/2023			<0.001			<0.001	<0.001
2/14/2024					<0.001	<0.001	<0.001
2/15/2024			<0.001	<0.001			
7/31/2024			<0.001	<0.001	<0.001	<0.001	<0.001
2/19/2025						<0.001	
2/20/2025					<0.001		<0.001
2/25/2025			<0.001	<0.001			
8/21/2025			<0.001				
8/22/2025				<0.001		<0.001	
8/26/2025					<0.001		
8/27/2025							<0.001
2/12/2026					<0.001	<0.001	<0.001
2/13/2026			<0.001	<0.001			

ND substitution: RL or RL/2 if <15% NDs.

Time Series

Constituent: Silver (mg/L) Analysis Run 5/1/2026 4:04 PM

Plant Bowen Client: Southern Company Data: Bowen LF 3-8

	GWC-20R	GWC-21R	GWC-22R	GWC-23R	GWC-24R	GWC-25R	GWC-26
9/16/2014					<0.001	<0.001	
9/18/2014	<0.001	<0.001	<0.001	<0.001			
10/4/2014					<0.001	<0.001	
10/5/2014	<0.001	<0.001	<0.001	<0.001			
10/22/2014	<0.001	<0.001	<0.001	<0.001			
10/23/2014					<0.001	<0.001	
11/5/2014	<0.001	<0.001	<0.001	<0.001			
11/10/2014					<0.001	<0.001	
3/4/2015	<0.001	<0.001	<0.001	<0.001	<0.001	<0.001	
3/19/2015	<0.001	<0.001	<0.001				
3/20/2015				<0.001	<0.001	<0.001	
4/7/2015	<0.001						
4/8/2015		<0.001	<0.001	<0.001	<0.001		
4/9/2015						<0.001	
4/23/2015				<0.001	<0.001	<0.001	
4/24/2015	<0.001	<0.001	<0.001				
7/30/2015	<0.001	<0.001	<0.001	<0.001	<0.001	<0.001	
3/4/2016					<0.001		
3/7/2016			<0.001				
3/8/2016	<0.001	<0.001				<0.001	
3/9/2016				<0.001			
7/12/2016					<0.001		
7/14/2016	<0.001		<0.001				
7/15/2016		<0.001		<0.001			
7/18/2016						<0.001	
3/16/2017						<0.001	
3/20/2017			<0.001		<0.001		
3/21/2017		<0.001					
3/22/2017	<0.001			<0.001			
9/19/2017	<0.001	<0.001	<0.001		<0.001	<0.001	
9/21/2017				<0.001			
3/13/2018			<0.001		<0.001	<0.001	
3/14/2018	<0.001	<0.001		<0.001			
9/7/2018			<0.001				
9/10/2018	<0.001	<0.001					
9/11/2018				<0.001	<0.001	<0.001	
3/8/2019					<0.001	<0.001	
3/11/2019		<0.001	<0.001				
3/12/2019	<0.001			<0.001			
9/5/2019			<0.001		<0.001	<0.001	
9/6/2019	<0.001	<0.001		<0.001			
3/3/2020		<0.001	<0.001		<0.001	<0.001	
3/5/2020	<0.001			<0.001			
9/4/2020	<0.001					<0.001	
9/8/2020		<0.001	<0.001				
9/9/2020				<0.001	<0.001		
3/9/2021	<0.001	<0.001	<0.001		<0.001	<0.001	
3/10/2021				<0.001			
7/29/2021					<0.001		
7/30/2021				<0.001			
8/2/2021	<0.001	<0.001	<0.001			<0.001	
1/27/2022	<0.001		<0.001			<0.001	

ND substitution: RL or RL/2 if <15% NDs.

Time Series

Constituent: Silver (mg/L) Analysis Run 5/1/2026 4:04 PM

Plant Bowen Client: Southern Company Data: Bowen LF 3-8

	GWC-20R	GWC-21R	GWC-22R	GWC-23R	GWC-24R	GWC-25R	GWC-26
1/28/2022		<0.001		<0.001	<0.001		
8/9/2022	<0.001				<0.001	<0.001	
8/10/2022		<0.001	<0.001				
8/11/2022				<0.001			
2/9/2023		<0.001	<0.001		<0.001	<0.001	
2/10/2023	<0.001			<0.001			
6/20/2023							<0.001
8/3/2023	<0.001		<0.001	<0.001	<0.001	<0.001	
8/4/2023		<0.001					
8/7/2023							<0.001
10/12/2023							<0.001
12/12/2023							<0.001
2/15/2024	<0.001	<0.001	<0.001		<0.001		
2/16/2024				<0.001		<0.001	
2/29/2024							<0.001
4/23/2024							<0.001
6/12/2024							<0.001
7/31/2024			<0.001	<0.001	<0.001	<0.001	
8/1/2024	<0.001						
8/2/2024		<0.001					
8/27/2024							<0.001
2/20/2025	<0.001		<0.001				
2/24/2025					<0.001		
2/25/2025		<0.001		<0.001		<0.001	
3/4/2025							<0.001
8/15/2025							<0.001
8/18/2025						<0.001	
8/21/2025				<0.001			
8/22/2025		<0.001					
8/26/2025	<0.001		<0.001		<0.001		
2/12/2026	<0.001				<0.001		
2/13/2026			<0.001	<0.001		<0.001	
2/17/2026		<0.001					
2/24/2026							<0.001

ND substitution: RL or RL/2 if <15% NDs.

Time Series

Constituent: Silver (mg/L) Analysis Run 5/1/2026 4:04 PM

Plant Bowen Client: Southern Company Data: Bowen LF 3-8

	GWC-27	GWC-27R	GWC-28	GWC-29	GWC-29R	GWC-30	GWC-31
6/20/2023			<0.001				
6/23/2023	<0.001	<0.001					<0.001
6/26/2023				<0.001			
6/27/2023					<0.001	<0.001	
8/7/2023	<0.001	<0.001		<0.001			
8/8/2023			<0.001				
8/9/2023						<0.001	<0.001
8/10/2023					<0.001		
10/11/2023				<0.001			<0.001
10/12/2023	<0.001	<0.001	<0.001				
10/13/2023					<0.001	<0.001	
12/12/2023	<0.001	<0.001	<0.001	<0.001			<0.001
12/13/2023					<0.001	<0.001	
2/29/2024	<0.001	<0.001		<0.001			
3/1/2024					<0.001	<0.001	<0.001
3/4/2024			<0.001				
4/23/2024	<0.001	<0.001		<0.001			<0.001
4/24/2024			<0.001		<0.001	<0.001	
6/11/2024				<0.001			
6/12/2024	<0.001		<0.001		<0.001	<0.001	<0.001
6/13/2024		<0.001					
8/26/2024	<0.001	<0.001		<0.001			<0.001
8/27/2024			<0.001		<0.001	<0.001	
3/4/2025	<0.001	<0.001					
3/5/2025				<0.001		<0.001	<0.001
3/6/2025			<0.001		<0.001		
8/18/2025		<0.001		<0.001			
8/19/2025			<0.001		<0.001	<0.001	
8/20/2025	<0.001						<0.001
2/25/2026							<0.001
2/26/2026				<0.001	<0.001		
2/27/2026						<0.001	
3/2/2026	<0.001	<0.001	<0.001				

ND substitution: RL or RL/2 if <15% NDs.

Time Series

Constituent: Silver (mg/L) Analysis Run 5/1/2026 4:04 PM

Plant Bowen Client: Southern Company Data: Bowen LF 3-8

	GWC-31R	GWC-32	GWC-33R	GWC-34	GWC-34R	GWC-35	GWC-36A
4/6/2022							<0.001
8/8/2022							<0.001
2/8/2023							<0.001
6/21/2023			<0.001	<0.001	<0.001		
6/23/2023	<0.001						
6/26/2023		<0.001					
6/28/2023						<0.001	
8/2/2023							<0.001
8/7/2023				<0.001	<0.001		
8/8/2023			<0.001				
8/9/2023	<0.001	<0.001					
8/10/2023						<0.001	
10/10/2023				<0.001	<0.001		
10/11/2023	<0.001		<0.001			<0.001	
10/13/2023		<0.001					
12/12/2023	<0.001						
12/13/2023		<0.001	<0.001	<0.001	<0.001	<0.001	
2/13/2024							<0.001
2/29/2024		<0.001		<0.001	<0.001	<0.001	
3/4/2024	<0.001		<0.001				
4/23/2024	<0.001		<0.001				
4/24/2024		<0.001		<0.001	<0.001	<0.001	
6/11/2024	<0.001						
6/12/2024		<0.001					
6/13/2024			<0.001	<0.001	<0.001	<0.001	
7/30/2024							<0.001
8/26/2024	<0.001						
8/27/2024		<0.001	<0.001			<0.001	
8/28/2024				<0.001	<0.001		
2/19/2025							<0.001
3/5/2025	<0.001		<0.001			<0.001	
3/6/2025		<0.001					
8/15/2025						<0.001	
8/19/2025	<0.001		<0.001				
8/20/2025		<0.001					
8/21/2025							<0.001
9/4/2025				<0.001	<0.001		
2/12/2026							<0.001
2/24/2026						<0.001	
2/27/2026	<0.001						
3/2/2026		<0.001		<0.001	<0.001		
3/3/2026			<0.001				

ND substitution: RL or RL/2 if <15% NDs.

Time Series

Constituent: Silver (mg/L) Analysis Run 5/1/2026 4:04 PM

Plant Bowen Client: Southern Company Data: Bowen LF 3-8

	GWC-36RA	GWC-37	GWC-38	GWC-57	GWC-25	GWC-31S	GWC-58
9/15/2014	<0.001						
9/16/2014		<0.001	0.00051 (J)				
10/3/2014	<0.001	<0.001	<0.001				
10/20/2014	<0.001	<0.001	<0.001				
11/10/2014	<0.001	<0.001	<0.001				
3/2/2015	<0.001	<0.001	<0.001				
3/17/2015	<0.001	<0.001	<0.001				
4/5/2015	<0.001	<0.001					
4/6/2015			<0.001				
4/21/2015	<0.001						
4/22/2015		<0.001	<0.001				
7/28/2015	<0.001	<0.001	<0.001				
3/1/2016	<0.001	<0.001					
3/2/2016			<0.001				
7/6/2016	<0.001						
7/7/2016			<0.001				
7/8/2016		<0.001					
3/14/2017	<0.001	<0.001					
3/23/2017			<0.001				
9/15/2017	<0.001	<0.001					
9/19/2017			<0.001				
3/12/2018	<0.001	<0.001					
3/13/2018			<0.001				
9/6/2018	<0.001	<0.001	<0.001				
3/6/2019		<0.001					
3/7/2019	<0.001		<0.001				
9/4/2019	<0.001	<0.001	<0.001				
3/2/2020	<0.001	<0.001	<0.001				
9/3/2020		<0.001	<0.001				
9/14/2020	<0.001						
2/24/2021		<0.001	<0.001				
3/26/2021	<0.001						
7/27/2021	<0.001						
7/28/2021		<0.001	<0.001				
1/25/2022			<0.001				
1/26/2022	<0.001	<0.001					
8/5/2022			<0.001				
8/8/2022	<0.001	<0.001					
2/8/2023	<0.001	<0.001	<0.001				
6/21/2023				<0.001			
8/2/2023		<0.001	<0.001				
8/3/2023	<0.001						
8/8/2023				<0.001			
10/10/2023				<0.001			
12/13/2023				<0.001			
2/13/2024	<0.001	<0.001	<0.001				
3/4/2024				<0.001			
4/24/2024				<0.001			
6/13/2024				<0.001			
7/30/2024	<0.001	<0.001	<0.001				
8/27/2024				<0.001			
2/19/2025	<0.001	<0.001	<0.001				

ND substitution: RL or RL/2 if <15% NDs.

Time Series

Constituent: Silver (mg/L) Analysis Run 5/1/2026 4:04 PM

Plant Bowen Client: Southern Company Data: Bowen LF 3-8

	GWC-36RA	GWC-37	GWC-38	GWC-57	GWC-25	GWC-31S	GWC-58
3/4/2025				<0.001			
8/15/2025				<0.001			
8/21/2025	<0.001		<0.001				
8/27/2025		<0.001					
2/12/2026	<0.001	<0.001	<0.001				
2/16/2026					<0.001		
3/2/2026				<0.001		<0.001	<0.001

ND substitution: RL or RL/2 if <15% NDs.

Time Series

Constituent: Sulfate (mg/L) Analysis Run 5/1/2026 4:04 PM

Plant Bowen Client: Southern Company Data: Bowen LF 3-8

	GWA-1 (bg)	GWA-2 (bg)	GWA-2R (bg)	GWA-3A (bg)	GWA-4RZ (bg)	GWA-39RZ (bg)	GWA-39Z (bg)
3/14/2016							4.2598
3/22/2016	2.3685						
3/23/2016		105.552	26.8249	0.8724 (J)			
5/11/2016							6.05
5/19/2016	2.14		3.81				
5/20/2016		44.3					
5/23/2016				0.805 (J)			
7/19/2016							9.5
7/29/2016	1.9	48	1.1	0.84 (J)			
9/15/2016							6.7
9/22/2016			0.96 (J)	0.94 (J)			
9/23/2016	2	43					
11/2/2016							5.4
11/9/2016	1.6	31					
11/10/2016			0.72 (J)	1.1			
1/18/2017							5.5
1/30/2017	1.8						
1/31/2017		4.2	1.5	0.92 (J)			
2/21/2017						26	
2/22/2017					22		
3/27/2017						10	
3/28/2017							2.9
3/30/2017	1.6	53		0.77 (J)			
4/3/2017			1.3				
4/7/2017					18		
6/7/2017							2.3
6/8/2017						6.7	
6/9/2017	1.7		1.2				
6/12/2017		95		0.68 (J)			
6/14/2017					20		
7/12/2017					18		
7/17/2017						6.4	
7/20/2017					20		
7/27/2017						18	
7/28/2017					18		
8/9/2017					19	18	
8/24/2017					21		
9/26/2017							3.2
9/29/2017						21	
10/2/2017	1.8	3.5	1.7				
10/3/2017					25		
10/4/2017				0.5 (J)			
12/28/2017					26		
3/14/2018							3.8
3/16/2018	1.5		14.8			15.5	
3/19/2018		147		0.49 (J)			
3/21/2018					25.4		
9/12/2018							3.7
9/14/2018		7.7	2.1			11.6	
9/17/2018	1.3			0.36 (J)			
9/18/2018					22.8		
3/14/2019						9.3	

Time Series

Constituent: Sulfate (mg/L) Analysis Run 5/1/2026 4:04 PM

Plant Bowen Client: Southern Company Data: Bowen LF 3-8

	GWA-1 (bg)	GWA-2 (bg)	GWA-2R (bg)	GWA-3A (bg)	GWA-4RZ (bg)	GWA-39RZ (bg)	GWA-39Z (bg)
3/15/2019							3
3/19/2019			32.5				
3/20/2019	1.5	3.6		0.38 (J)			
3/21/2019					24.9		
9/9/2019							2.4
9/11/2019						14	
9/12/2019	0.98 (J)	5.2					
9/13/2019			3.8	<1	16.5		
3/9/2020						5.8	0.84 (J)
3/11/2020	0.94 (J)	131	34.3	<1			
3/12/2020					20.8		
9/10/2020							0.95 (J)
9/15/2020	0.96 (J)	35.3	1				
9/16/2020						8.6	
9/17/2020					20.3		
3/12/2021							2
3/16/2021	0.99 (J)		3.3		22.1	3.5	
3/17/2021		90.7					
3/29/2021				5.4			
8/4/2021							1.3
8/6/2021						4.2	
8/9/2021	1.3	84.7	1.6	5			
8/10/2021					20.7		
1/31/2022							1.2
2/1/2022	0.93 (J)	86.1	1.5				
2/2/2022				3.4		4.5	
2/3/2022					20.7		
8/10/2022							1.3
8/16/2022	0.78 (J)	58.5	7.8	3.5		4.5	
8/17/2022					18.1		
2/13/2023							1.7
2/14/2023						6.3	
2/16/2023	1.1	115	38.9				
2/17/2023				2.5	21.2		
7/25/2023						4.9	
7/26/2023							1.5
7/27/2023	1.4	44	17.6				
7/28/2023					19.6		
8/1/2023				3			
2/19/2024						4	1.1
2/22/2024	1	82		1.9			
2/26/2024			20.9				
2/27/2024					23.2		
8/1/2024						3.3	1.2
8/6/2024			5.8				
8/7/2024	1.1	47.5					
8/8/2024				3.9	12.2		
2/25/2025							1.2
2/26/2025				1.7		2.4	
2/27/2025	0.88 (J)	74.4	41.5				
2/28/2025					22.4		
8/28/2025						2.9	1.2

Time Series

Constituent: Sulfate (mg/L) Analysis Run 5/1/2026 4:04 PM

Plant Bowen Client: Southern Company Data: Bowen LF 3-8

	GWA-1 (bg)	GWA-2 (bg)	GWA-2R (bg)	GWA-3A (bg)	GWA-4RZ (bg)	GWA-39RZ (bg)	GWA-39Z (bg)
9/2/2025	1.2	50.8	9	2.9			
9/3/2025					23.1		
2/17/2026				2.7			
2/18/2026	1.2	49.3	2.1		23.4	2.7	1

Time Series

Constituent: Sulfate (mg/L) Analysis Run 5/1/2026 4:04 PM

Plant Bowen Client: Southern Company Data: Bowen LF 3-8

	GWA-40 (bg)	GWA-41 (bg)	GWA-41R (bg)	GWA-42 (bg)	GWA-43 (bg)	GWA-43R (bg)	GWA-50 (bg)
3/11/2016				1.4538	1.1313	3.8282	
3/15/2016	1.2104	4.9347	6.4987				
3/28/2016							0.7283 (J)
5/11/2016	1.28						
5/12/2016		2.3					
5/13/2016			3.68		1.96	3.56	
5/16/2016				1.18			
5/23/2016							0.728 (J)
7/19/2016					1.3	5.6	
7/20/2016		2					
7/21/2016	0.91 (J)		4.5				
7/22/2016				1.8			
8/1/2016							0.78 (J)
9/15/2016		1.1					
9/16/2016					1.1	6.7	
9/19/2016	1.3			1.4			
9/21/2016			2.8				
9/26/2016							0.82 (J)
11/2/2016					1.2	8.1	
11/3/2016	1.5	1.6	6.7	1.6			
11/10/2016							0.92 (J)
1/17/2017	1.2		1.1	1.8			
1/18/2017		1.5			0.84 (J)	8.9	
1/30/2017							0.88 (J)
3/24/2017	0.86 (J)	1.6					
3/27/2017			0.85 (J)	2			
3/28/2017					0.7 (J)	8.2	
4/7/2017							0.82 (J)
5/24/2017	1.2						
6/6/2017		4.1	6.1		0.47 (J)	7	
6/7/2017				1.9			
6/12/2017							0.78 (J)
9/22/2017					0.59 (J)	8.3	
9/25/2017		1.9	3.5				
9/26/2017	4.2			2			
10/2/2017							0.71 (J)
12/28/2017	7.4 (o)						
3/14/2018	3.8	11.5	10.9	2.1	0.39 (J)		
3/15/2018						5.1	
3/16/2018							0.67 (J)
9/12/2018	1.7	1.8	3.7		0.3 (J)	5.6	
9/14/2018				1.6			
9/17/2018							0.47 (J)
3/13/2019	2.1				0.43 (J)	4.4	
3/14/2019		6.2	8.9	2.2			
3/19/2019							0.52 (J)
9/9/2019	1.6						
9/10/2019		1.2	8.4	1.2			
9/11/2019					<1	5	
9/13/2019							0.55 (J)
3/6/2020		10		1.7			
3/9/2020	1.2		8.5		<1	3.9	

ND substitution: RL or RL/2 if <15% NDs.

Time Series

Constituent: Sulfate (mg/L) Analysis Run 5/1/2026 4:04 PM

Plant Bowen Client: Southern Company Data: Bowen LF 3-8

	GWA-40 (bg)	GWA-41 (bg)	GWA-41R (bg)	GWA-42 (bg)	GWA-43 (bg)	GWA-43R (bg)	GWA-50 (bg)
3/11/2020							<1
9/10/2020		1.7	5.9	0.95 (J)			
9/11/2020	1.3				<1		
9/14/2020						4.9	
9/16/2020							<1
3/10/2021	1.5		8.4				
3/11/2021		6.1		1.6	<1	4.3	
3/17/2021							<1
8/4/2021	1.4	1.7	6.4	1.4			
8/5/2021						2.9	
8/6/2021					<1		
8/9/2021							<1
1/31/2022	1.2	1.8	8.5	1.1	<1	2.5	
2/1/2022							<1
8/10/2022				1		2.5	
8/11/2022		1.9	4.7		<1		
8/12/2022	1.2						
8/16/2022							<1
2/13/2023	1.4	6	10.2	1.6		2.5	
2/14/2023					<1		
2/16/2023							<1
7/25/2023		1.1	3		<1	2.6	
7/26/2023	1.4			1.1			
7/28/2023							0.53 (J)
2/19/2024	1.2	4.2	9.6				
2/20/2024				1.2	<1	2.8	
2/22/2024							<1
8/1/2024	1.5	0.75 (J)	2.7	1.1			
8/2/2024					<1	3.2	
8/8/2024							0.53 (J)
2/25/2025	0.71 (J)	5	5.8	1.2	<1	2.1	
2/27/2025							<1
8/27/2025	1.4		2.3				
8/28/2025		1.2		1.4	<1	2.8	
9/2/2025							0.52 (J)
2/16/2026	1.2	1	4.9	1.4	<1	3.4	
2/17/2026							<1

ND substitution: RL or RL/2 if <15% NDs.

Time Series

Constituent: Sulfate (mg/L) Analysis Run 5/1/2026 4:04 PM

Plant Bowen Client: Southern Company Data: Bowen LF 3-8

	GWA-50R (bg)	GWA-51RZ (bg)	GWA-52 (bg)	GWA-53 (bg)	GWA-53R (bg)	GWA-54 (bg)	GWA-55 (bg)
2/29/2016			5.7396				
3/2/2016				1.799	2.0407	7.1892	32.178
3/28/2016	0.9594 (J)						
5/3/2016				1.94	1.86		39.2
5/4/2016		16.8	6.87			7.22	
5/25/2016	1.59						
7/7/2016		18					
7/8/2016			8.1	2		6.7	
7/11/2016					2		16
8/1/2016	1						
9/7/2016					1.9		
9/8/2016		18	6.6	1.9		7	
9/9/2016							9.7
9/26/2016	1.2						
10/26/2016		20	4.7	2.1		6.4	9.2
10/27/2016					2.1		
11/11/2016	1.2						
1/6/2017		21	4.8		2		
1/9/2017				1.9		5.9	9.3
1/30/2017	1						
3/15/2017		17	3.9			6.2	
3/16/2017				2	1.9		6.9
4/3/2017	1.3						
5/17/2017			5.2				
5/18/2017		19				6.1	7.9
5/19/2017				2	1.9		
6/12/2017	1.1						
7/19/2017		10					
9/15/2017			4.4			5.8	17
9/19/2017		22		2	2.1		
10/2/2017	1.1						
3/12/2018							28.7
3/13/2018		27.3	8.5	1.9	1.9	4.9	
3/16/2018	0.87 (J)						
9/6/2018			7.2			3.5	
9/7/2018		26.9					27.4
9/11/2018				1.9	1.8		
9/18/2018	0.87 (J)						
3/7/2019			12.7			2.6	
3/8/2019		23.6		1.8			31.8
3/12/2019					2.2		
3/19/2019	0.97 (J)						
9/4/2019			4.2				
9/5/2019		22.9		1.5	1.5	2.4	21.5
9/12/2019	0.8 (J)						
3/2/2020			16.3				
3/3/2020		21.5				1.7	29
3/4/2020				1.5	1.7		
3/11/2020	0.85 (J)						
9/3/2020			3.5				
9/4/2020							20.4
9/8/2020				1.4	1.4	1.8	

Time Series

Constituent: Sulfate (mg/L) Analysis Run 5/1/2026 4:04 PM

Plant Bowen Client: Southern Company Data: Bowen LF 3-8

	GWA-50R (bg)	GWA-51RZ (bg)	GWA-52 (bg)	GWA-53 (bg)	GWA-53R (bg)	GWA-54 (bg)	GWA-55 (bg)
9/9/2020		21.8					
9/15/2020	0.54 (J)						
2/24/2021			29.2				
2/25/2021		29.5				1.7	34.5
2/26/2021				1.6	1.6		
3/17/2021	0.86 (J)						
7/27/2021			23.3			1.8	
7/28/2021		26.5					32.8
7/29/2021				1.3	1.4		
8/9/2021	0.77 (J)						
1/25/2022			8.6			1.4	
1/26/2022		22.2		1.4	1.6		32.5
2/2/2022	0.53 (J)						
8/5/2022			4.4			1.4	
8/8/2022				1.3	1.5		30
8/9/2022		22.3					
8/17/2022	0.55 (J)						
2/16/2023	0.58 (J)						
7/28/2023	0.71 (J)						
2/22/2024	<1						
8/8/2024	0.69 (J)						
2/28/2025	0.51 (J)						
9/2/2025	0.7 (J)						
2/17/2026	<1						

ND substitution: RL or RL/2 if <15% NDs.

Time Series

Constituent: Sulfate (mg/L) Analysis Run 5/1/2026 4:04 PM

Plant Bowen Client: Southern Company Data: Bowen LF 3-8

	GWA-55R (bg)	GWA-56 (bg)	GWC-16R	GWC-17R	GWC-18	GWC-18R	GWC-19R
3/3/2016	22.316	132.4615	7.1809				
3/4/2016				9.3417			
3/7/2016					1.7468	2.3258	3.3556
5/3/2016	20.8						
5/5/2016					2.27	2.42	
5/9/2016		34.3					3.62
5/10/2016			4.6	6.65			
7/11/2016	17	58					
7/13/2016			2.3		2.1	2.5	
7/14/2016				5.7			3.5
9/9/2016	14	66					
9/12/2016						2.3	3.3
9/13/2016					2.1		
9/14/2016				5.8			
9/15/2016			5.6				
10/26/2016		76					
10/27/2016	15						
10/31/2016					1.5		3.5
11/1/2016				6.6		3.4	
11/2/2016			7.5				
1/9/2017	17	85					
1/11/2017			8.3	6.5		2.5	3.2
1/12/2017					1.9		
3/15/2017		100					
3/16/2017	15						
3/20/2017			10			2.4	
3/21/2017				6.4			3.4
3/23/2017					2.1		
5/18/2017	24	87					
5/22/2017						2.5	3.3
5/23/2017			9.5	6.3	2		
9/15/2017		110					
9/18/2017	22						
9/20/2017							3.4
9/21/2017			8.9			2.4	
9/22/2017				6.9			
9/25/2017					2.1		
3/12/2018	22						
3/13/2018		94.8					
3/14/2018			8.8	7	2.2	2.2	3.4
9/7/2018	22.4	101	6.5			2.2	
9/10/2018							3.4
9/11/2018				5.8	2		
3/7/2019	25	88.7					
3/11/2019			11				
3/12/2019				25.9 (O)	2.3	2.6	4.3
9/4/2019		67.8					
9/5/2019	22.7						
9/6/2019						2	
9/9/2019			3.8		1.8		3.7
9/10/2019				6			
3/4/2020	23.4	69.4	8.4				3.6

Time Series

Constituent: Sulfate (mg/L) Analysis Run 5/1/2026 4:04 PM

Plant Bowen Client: Southern Company Data: Bowen LF 3-8

	GWA-55R (bg)	GWA-56 (bg)	GWC-16R	GWC-17R	GWC-18	GWC-18R	GWC-19R
3/5/2020				7.7		1.9	
3/6/2020					2		
9/4/2020	16.1	54.9					
9/9/2020			2.8	5.6	1.4	1.9	3.4
2/25/2021	23.2	62.6					
2/26/2021					2.1	2.1	3.4
3/9/2021			12.9				
3/10/2021				7.3			
7/28/2021	24.9	58.6					
7/29/2021					1.7	1.9	
7/30/2021			5.4	5.9			
8/3/2021							4
1/26/2022		47.1					
1/27/2022	20.7					2.1	3.9
1/28/2022			11.9	7.6	1.6		
8/5/2022		42.9					
8/8/2022	23.5						
8/9/2022							3.7
8/10/2022					1.7	2.3	
8/11/2022			5	6.6			
2/9/2023					2.3	2.4	4
2/10/2023			12.1	7.6			
8/3/2023				7	1.5		
8/4/2023			6.1			2.2	3.6
2/14/2024					1.8	2	2.9
2/15/2024			7.6	7.3			
7/31/2024			7	7.7	1.7	2.3	3.2
2/19/2025						1.8	
2/20/2025					1.9		2.5
2/25/2025			9	6.6			
8/21/2025			5.6				
8/22/2025				8		2.3	
8/26/2025					1.7		
8/27/2025							2.8
2/12/2026					1.8	2.2	2.9
2/13/2026			8.7	8.2			

Time Series

Constituent: Sulfate (mg/L) Analysis Run 5/1/2026 4:04 PM

Plant Bowen Client: Southern Company Data: Bowen LF 3-8

	GWC-20R	GWC-21R	GWC-22R	GWC-23R	GWC-24R	GWC-25R	GWC-26
3/4/2016					1.0816		
3/7/2016			2.1008				
3/8/2016	0.557 (J)	1.3858				1.3157	
3/9/2016				26.4322			
5/4/2016						1.46	
5/5/2016			2.16		11.3		
5/6/2016				17.7			
5/9/2016	1.15	2.94					
7/12/2016					8.8		
7/14/2016	1.3		2.3				
7/15/2016		3		12			
7/18/2016						1.5	
9/9/2016		3.2					
9/12/2016	1.3		1.4				
9/13/2016					5.4	1.5	
9/14/2016				12			
10/27/2016		3.6	2.3		9.9	1.7	
10/31/2016	1.4						
11/1/2016				10			
1/12/2017	1.4	3.9					
1/13/2017			2.3		7.8	2	
1/25/2017				8.2			
3/16/2017						1.6	
3/20/2017			2.4		2.3		
3/21/2017		4.8					
3/22/2017	1.7			13			
5/19/2017					2.4	1.5	
5/22/2017	1.5						
5/23/2017		5.4	2.4				
5/24/2017				10			
9/19/2017	1.3	5.6	2.2		2.3	1.8	
9/21/2017				16			
3/13/2018			2.4		1.4	1.7	
3/14/2018	1.6	<1		14			
9/7/2018			1.8				
9/10/2018	1.7	4.8					
9/11/2018				14.9	1.7	1.7	
3/8/2019					1.9	1.6	
3/11/2019		3.4	2				
3/12/2019	1.5			17.7			
9/5/2019			1.7		1.8	1.6	
9/6/2019	1.4	6		9.5			
3/3/2020		11.3	1.7		2	1.6	
3/5/2020	1.1			10.8			
9/4/2020	1.1					1.6	
9/8/2020		9.6	1.3				
9/9/2020				124	1.9		
12/15/2020				61.2			
3/9/2021	1.5	10.5	1.4		1.6	1.6	
3/10/2021				56.8			
7/29/2021					1.8		
7/30/2021				72.6			

ND substitution: RL or RL/2 if <15% NDs.

Time Series

Constituent: Sulfate (mg/L) Analysis Run 5/1/2026 4:04 PM

Plant Bowen Client: Southern Company Data: Bowen LF 3-8

	GWC-20R	GWC-21R	GWC-22R	GWC-23R	GWC-24R	GWC-25R	GWC-26
8/2/2021	1.5	21.5 (O)	1.5			1.7	
1/27/2022	1.7		1.3			2	
1/28/2022		13.7		98.4	2.3		
8/9/2022	1.6				2.1	1.9	
8/10/2022		10.5	1.6				
8/11/2022				143			
11/3/2022				137			
2/9/2023		16.8	2		2.9	2.3	
2/10/2023	1.8			86.7			
6/20/2023							22.9
8/3/2023	1.4		1.7	69.2	3	2.2	
8/4/2023		5.8					
8/7/2023							18.3
10/12/2023							16.5
12/12/2023							15.7
2/15/2024	1.1	5	1.6		2.3		
2/16/2024				59.5		1.9	
2/29/2024							89.1
4/23/2024							32.1
6/12/2024							21.2
7/31/2024			1.8	57.8	2.8	2.3	
8/1/2024	1.5						
8/2/2024		5.2					
8/27/2024							30.8
2/20/2025	1.3		1.1				
2/24/2025					2		
2/25/2025		2.8		25.5		1.7	
3/4/2025							41.2
8/15/2025							13.2
8/18/2025						1.9	
8/21/2025				68.9			
8/22/2025		4.5					
8/26/2025	1.4		1.4		2.6		
2/12/2026	1.3				2.4		
2/13/2026			1.7	54.5		2.1	
2/17/2026		4.6					
2/24/2026							36.6

Time Series

Constituent: Sulfate (mg/L) Analysis Run 5/1/2026 4:04 PM

Plant Bowen Client: Southern Company Data: Bowen LF 3-8

	GWC-27	GWC-27R	GWC-28	GWC-29	GWC-29R	GWC-30	GWC-31
6/20/2023			9.2				
6/23/2023	16.6	6.5					1.9
6/26/2023				1.1			
6/27/2023					8.2	3.5	
8/7/2023	16.4	4		1			
8/8/2023			17.6				
8/9/2023						4.2	1.1
8/10/2023					4.6		
10/11/2023				1.6			1.4
10/12/2023	21.1	2.8	9				
10/13/2023					5.2	5.7	
12/12/2023	21	1.9	11.5	1.4			1.7
12/13/2023					4.8	6.7	
2/29/2024	17.8	1.6		1.2			
3/1/2024					4.3	5.3	3.3
3/4/2024			14.6				
4/23/2024	23.7	4.1		1.4			3.2
4/24/2024			13.9		3.8	4.5	
6/11/2024				1.7			
6/12/2024	20.3		8.2		4.5	4.2	3.3
6/13/2024		2.2					
8/26/2024	23.8	3.5		1.8			3.5
8/27/2024			13.4		4.7	4.8	
3/4/2025	21.6	2.7					
3/5/2025				1.3		4.6	3.7
3/6/2025			18		3.9		
8/18/2025		3		1.8			
8/19/2025			10.6		5	4	
8/20/2025	20.1						3.8
2/25/2026							4.2
2/26/2026				1.8	4.5		
2/27/2026						3.2	
3/2/2026	28.3	3	6.1				

Time Series

Constituent: Sulfate (mg/L) Analysis Run 5/1/2026 4:04 PM

Plant Bowen Client: Southern Company Data: Bowen LF 3-8

	GWC-31R	GWC-32	GWC-33R	GWC-34	GWC-34R	GWC-35	GWC-36A
4/6/2022							21.2
8/8/2022							23.4
2/8/2023							24.6
6/21/2023			1.9	0.89 (J)	1		
6/23/2023	2						
6/26/2023		6.4					
6/28/2023						5.1	
8/2/2023							7.9
8/7/2023				0.68 (J)	1		
8/8/2023			1				
8/9/2023	1.6	4.5					
8/10/2023						5.4	
10/10/2023				0.99 (J)	1.6		
10/11/2023	1.8		1.2			5.8	
10/13/2023		2.6					
12/12/2023	1.6						
12/13/2023		1.4	2.8	0.83 (J)	2	8.6	
2/13/2024							23.4
2/29/2024		1.3		0.77 (J)	2.2	7.1	
3/4/2024	1.3		0.74 (J)				
4/23/2024	1.3		0.71 (J)				
4/24/2024		1.5		0.72 (J)	2.3	6.8	
6/11/2024	1.7						
6/12/2024		2					
6/13/2024			1	1	2.8	7.8	
7/30/2024							24.5
8/26/2024	1.9						
8/27/2024		2.6	0.85 (J)			6.8	
8/28/2024				0.73 (J)	2		
2/19/2025							22.5
3/5/2025	1.2		2.1			7.6	
3/6/2025		4.3					
8/15/2025						10.4	
8/19/2025	1.9		0.86 (J)				
8/20/2025		6.6					
8/21/2025							6.3
9/4/2025				0.79 (J)	2.4		
2/12/2026							13.6
2/24/2026						7	
2/27/2026	1.7						
3/2/2026		4.7		0.93 (J)	3		
3/3/2026			1.6				

Time Series

Constituent: Sulfate (mg/L) Analysis Run 5/1/2026 4:04 PM

Plant Bowen Client: Southern Company Data: Bowen LF 3-8

	GWC-36RA	GWC-37	GWC-38	GWC-57	GWC-25	GWC-31S	GWC-58
3/1/2016	6.8929	0.9427 (J)					
3/2/2016			2.5669				
5/2/2016	1.6						
5/3/2016		0.87 (J)	1.83				
7/6/2016	1.7						
7/7/2016			1.8				
7/8/2016		0.79 (J)					
9/7/2016	1.5	0.85 (J)					
9/8/2016			0.97 (J)				
10/25/2016	1.8	0.74 (J)	1.2				
1/5/2017	4.6						
1/6/2017		0.64 (J)					
2/9/2017			0.31 (J)				
3/14/2017	2.8	0.77 (J)					
3/23/2017			0.54 (J)				
5/16/2017	2.1	0.48 (J)					
5/17/2017			0.66 (J)				
9/15/2017	3	0.76 (J)					
9/19/2017			2				
3/12/2018	8.2	0.42 (J)					
3/13/2018			1.5				
9/6/2018	1.5	0.37 (J)	1.4				
3/6/2019		0.46 (J)					
3/7/2019	4.3		1.1				
9/4/2019	1.8	<1	0.83 (J)				
3/2/2020	7.9	<1	0.5 (J)				
9/3/2020		<1	0.58 (J)				
9/14/2020	1.3						
2/24/2021		<1	0.72 (J)				
3/26/2021	5.4						
7/27/2021	7.4						
7/28/2021		<1	0.81 (J)				
1/25/2022			0.58 (J)				
1/26/2022	7.5	<1					
8/5/2022			<1				
8/8/2022	19.2	<1					
2/8/2023	21.7	0.75 (J)	0.9 (J)				
6/21/2023				1.9			
8/2/2023		0.57 (J)	0.67 (J)				
8/3/2023	4.2						
8/8/2023				1.1			
10/10/2023				1.5			
12/13/2023				1.6			
2/13/2024	19.1	<1	0.7 (J)				
3/4/2024				2.4			
4/24/2024				2.4			
6/13/2024				2.7			
7/30/2024	15.5	0.58 (J)	0.94 (J)				
8/27/2024				1.9			
2/19/2025	18.9	<1	0.52 (J)				
3/4/2025				2.1			
8/15/2025				2.5			

ND substitution: RL or RL/2 if <15% NDs.

Time Series

Constituent: Sulfate (mg/L) Analysis Run 5/1/2026 4:04 PM

Plant Bowen Client: Southern Company Data: Bowen LF 3-8

	GWC-36RA	GWC-37	GWC-38	GWC-57	GWC-25	GWC-31S	GWC-58
8/21/2025	3.7		0.87 (J)				
8/27/2025		0.61 (J)					
2/12/2026	7.8	<1	<1				
2/16/2026					10.9		
3/2/2026				2.4		0.82 (J)	1.3

ND substitution: RL or RL/2 if <15% NDs.

Time Series

Constituent: TDS (mg/L) Analysis Run 5/1/2026 4:04 PM

Plant Bowen Client: Southern Company Data: Bowen LF 3-8

	GWA-1 (bg)	GWA-2 (bg)	GWA-2R (bg)	GWA-3A (bg)	GWA-4RZ (bg)	GWA-39RZ (bg)	GWA-39Z (bg)
3/14/2016							106
3/22/2016	150						
3/23/2016		259	174	<25			
5/11/2016							58
5/19/2016	150		93				
5/20/2016		122					
5/23/2016				<25			
7/19/2016							46
7/29/2016	146	156	68	17 (J)			
9/15/2016							41
9/22/2016			91	33			
9/23/2016	163	150					
11/2/2016							37
11/9/2016	147	87					
11/10/2016			96	41			
1/18/2017							29
1/30/2017	127						
1/31/2017		63	206	58			
2/21/2017						229	
2/22/2017					329		
3/27/2017						239	
3/28/2017							40
3/30/2017	137	112		<25			
4/3/2017			118				
4/7/2017					295		
6/7/2017							138
6/8/2017						179	
6/9/2017	164		87				
6/12/2017		216		20 (J)			
6/14/2017					237		
7/12/2017					400		
7/17/2017						180	
7/20/2017					203		
7/27/2017						190	
7/28/2017					262		
8/9/2017					195	153	
8/24/2017					236		
9/26/2017							107
9/29/2017						173	
10/2/2017	137	<25	73				
10/3/2017					224		
10/4/2017				<25			
3/14/2018							126
3/16/2018	140		130			150	
3/19/2018		295		<25			
3/21/2018					237		
9/12/2018							134
9/14/2018		30	103			165	
9/17/2018	162			32			
9/18/2018					227		
3/14/2019						154	
3/15/2019							107

ND substitution: RL or RL/2 if <15% NDs.

Time Series

Constituent: TDS (mg/L) Analysis Run 5/1/2026 4:04 PM

Plant Bowen Client: Southern Company Data: Bowen LF 3-8

	GWA-1 (bg)	GWA-2 (bg)	GWA-2R (bg)	GWA-3A (bg)	GWA-4RZ (bg)	GWA-39RZ (bg)	GWA-39Z (bg)
3/19/2019			208				
3/20/2019	175	49		30			
3/21/2019					367		
9/9/2019							93
9/11/2019						181	
9/12/2019	174	44					
9/13/2019			113	19	200		
3/9/2020						173	58
3/11/2020	172	309	170	24			
3/12/2020					247		
9/10/2020							16
9/15/2020	156	28	89				
9/16/2020						156	
9/17/2020					223		
3/12/2021							55
3/16/2021	155		102		196	142	
3/17/2021		211					
3/29/2021				76			
8/4/2021							60
8/6/2021						133	
8/9/2021	150	207	127	95			
8/10/2021					238		
1/31/2022							61
2/1/2022	143	202	114				
2/2/2022				104		143	
2/3/2022					243		
8/10/2022							50
8/16/2022	159	182	123	85		125	
8/17/2022					226		
2/13/2023							105
2/14/2023						149	
2/16/2023	152	267	197				
2/17/2023				117	252		
7/25/2023						158	
7/26/2023							57
7/27/2023	167	177	155				
7/28/2023					243		
8/1/2023				113			
2/19/2024						177	63
2/22/2024	148	210		117			
2/26/2024			126				
2/27/2024					268		
8/1/2024						161	68
8/6/2024			105				
8/7/2024	179	183					
8/8/2024				150	258		
2/25/2025							91
2/26/2025				121		156	
2/27/2025	142	211	231				
2/28/2025					273		
8/28/2025						154	87
9/2/2025	162	167	102	137			

Time Series

Constituent: TDS (mg/L) Analysis Run 5/1/2026 4:04 PM

Plant Bowen Client: Southern Company Data: Bowen LF 3-8

	GWA-1 (bg)	GWA-2 (bg)	GWA-2R (bg)	GWA-3A (bg)	GWA-4RZ (bg)	GWA-39RZ (bg)	GWA-39Z (bg)
9/3/2025					253		
2/17/2026				57			
2/18/2026	144	152	89		248	143	71

Time Series

Constituent: TDS (mg/L) Analysis Run 5/1/2026 4:04 PM

Plant Bowen Client: Southern Company Data: Bowen LF 3-8

	GWA-40 (bg)	GWA-41 (bg)	GWA-41R (bg)	GWA-42 (bg)	GWA-43 (bg)	GWA-43R (bg)	GWA-50 (bg)
3/11/2016				139	69	144	
3/15/2016	107	110	78				
3/28/2016							<25
5/11/2016	80						
5/12/2016		49					
5/13/2016			178		88	142	
5/16/2016				112			
5/23/2016							32
7/19/2016					56	135	
7/20/2016		72					
7/21/2016	76		168				
7/22/2016				136			
8/1/2016							<25
9/15/2016		18 (J)					
9/16/2016					31	144	
9/19/2016	108			121			
9/21/2016			123				
9/26/2016							45
11/2/2016					48	152	
11/3/2016	90	70	157	132			
11/10/2016							38
1/17/2017	128		170	150			
1/18/2017		63			44	125	
1/30/2017							<25
3/24/2017	91	63					
3/27/2017			158	148			
3/28/2017					<25	109	
4/7/2017							18 (J)
5/24/2017	152						
6/6/2017		128	212		36	154	
6/7/2017				181			
6/12/2017							15 (J)
9/22/2017					41	157	
9/25/2017		109	145				
9/26/2017	103			113			
10/2/2017							17 (J)
3/14/2018	123	192	210	134	<25		
3/15/2018						117	
3/16/2018							<25
9/12/2018	105	82	159		35	151	
9/14/2018				139			
9/17/2018							38
3/13/2019	130				31	152	
3/14/2019		119	157	157			
3/19/2019							34
9/9/2019	108						
9/10/2019		36	113	105			
9/11/2019					21	151	
9/13/2019							19
3/6/2020		137		143			
3/9/2020	131		249		51	174	
3/11/2020							17

ND substitution: RL or RL/2 if <15% NDs.

Time Series

Constituent: TDS (mg/L) Analysis Run 5/1/2026 4:04 PM

Plant Bowen Client: Southern Company Data: Bowen LF 3-8

	GWA-40 (bg)	GWA-41 (bg)	GWA-41R (bg)	GWA-42 (bg)	GWA-43 (bg)	GWA-43R (bg)	GWA-50 (bg)
9/10/2020		35	111	120			
9/11/2020	102				31		
9/14/2020						146	
9/16/2020							20
3/10/2021	60		148				
3/11/2021		101		109	14	98	
3/17/2021							<25
8/4/2021	66	77	176	141			
8/5/2021						126	
8/6/2021					33		
8/9/2021							14
1/31/2022	81	63	184	132	25	128	
2/1/2022							21
8/10/2022				134		145	
8/11/2022		73	170		28		
8/12/2022	91						
8/16/2022							<25
2/13/2023	259	111	163	226		126	
2/14/2023					60.9		
2/16/2023							<25
7/25/2023		43	162		<25	167	
7/26/2023	70			134			
7/28/2023							<25
2/19/2024	108	130	199				
2/20/2024				146	<25	136	
2/22/2024							<25
8/1/2024	96	49	197	158			
8/2/2024					33	188	
8/8/2024							147 (o)
2/25/2025	119	142	161	155	<25	140	
2/27/2025							32
8/27/2025	76		174				
8/28/2025		51		152	<25	157	
9/2/2025							<25
2/16/2026	73	54	182	166	<25	151	
2/17/2026							<25

ND substitution: RL or RL/2 if <15% NDs.

Time Series

Constituent: TDS (mg/L) Analysis Run 5/1/2026 4:04 PM

Plant Bowen Client: Southern Company Data: Bowen LF 3-8

	GWA-50R (bg)	GWA-51RZ (bg)	GWA-52 (bg)	GWA-53 (bg)	GWA-53R (bg)	GWA-54 (bg)	GWA-55 (bg)
2/29/2016			134				
3/2/2016				130	134	125	185
3/28/2016	46						
5/3/2016				99	76		182
5/4/2016		175	113			77	
5/25/2016	57						
7/7/2016		204					
7/8/2016			152	132		139	
7/11/2016					142		195
8/1/2016	<25						
9/7/2016					143		
9/8/2016		141	124	108		110	
9/9/2016							140
9/26/2016	60						
10/26/2016		153	134	113		115	148
10/27/2016					114		
11/11/2016	13 (J)						
1/6/2017		329	313		301		
1/9/2017				146		121	171
1/30/2017	<25						
3/15/2017		197	139			132	
3/16/2017				132	146		176
4/3/2017	100						
5/17/2017			156				
5/18/2017		250				174	184
5/19/2017				114	129		
6/12/2017	51						
7/19/2017		195					
9/15/2017			141			124	194
9/19/2017		255		154	165		
10/2/2017	32						
3/12/2018							212
3/13/2018		233	150	138	132	133	
3/16/2018	<25						
9/6/2018			160			135	
9/7/2018		232					240
9/11/2018				140	142		
9/18/2018	15 (J)						
3/7/2019			159			111	
3/8/2019		244		143			248
3/12/2019					150		
3/19/2019	48						
9/4/2019			135				
9/5/2019		207		148	142	132	229
9/12/2019	46						
3/2/2020			142				
3/3/2020		211				91	210
3/4/2020				146	157		
3/11/2020	24						
9/3/2020			132				
9/4/2020							226
9/8/2020				138	124	116	

ND substitution: RL or RL/2 if <15% NDs.

Time Series

Constituent: TDS (mg/L) Analysis Run 5/1/2026 4:04 PM

Plant Bowen Client: Southern Company Data: Bowen LF 3-8

	GWA-50R (bg)	GWA-51RZ (bg)	GWA-52 (bg)	GWA-53 (bg)	GWA-53R (bg)	GWA-54 (bg)	GWA-55 (bg)
9/9/2020		205					
9/15/2020	12						
2/24/2021			144				
2/25/2021		217				124	217
2/26/2021				128	98		
3/17/2021	31						
7/27/2021			170			116	
7/28/2021		199					232
7/29/2021				121	134		
8/9/2021	<25						
1/25/2022			136			113	
1/26/2022		190		131	144		244
2/2/2022	15						
8/5/2022			123			106	
8/8/2022				137	136		240
8/9/2022		208					
8/17/2022	18 (J)						
2/16/2023	<25						
7/28/2023	<25						
2/22/2024	<25						
8/8/2024	64						
2/28/2025	<25						
9/2/2025	<25						
2/17/2026	<25						

ND substitution: RL or RL/2 if <15% NDs.

Time Series

Constituent: TDS (mg/L) Analysis Run 5/1/2026 4:04 PM

Plant Bowen Client: Southern Company Data: Bowen LF 3-8

	GWA-55R (bg)	GWA-56 (bg)	GWC-16R	GWC-17R	GWC-18	GWC-18R	GWC-19R
3/3/2016	181	403	306				
3/4/2016				348			
3/7/2016					100	167	172
5/3/2016	123						
5/5/2016					63	119	
5/9/2016		182					206
5/10/2016			275	342			
7/11/2016	149	262					
7/13/2016			234		63	135	
7/14/2016				335			136
9/9/2016	133	272					
9/12/2016						129	171
9/13/2016					81		
9/14/2016				335			
9/15/2016			259				
10/26/2016		276					
10/27/2016	168						
10/31/2016					40		160
11/1/2016				296		121	
11/2/2016			260				
1/9/2017	166	317					
1/11/2017			306	376		177	214
1/12/2017					92		
3/15/2017		355					
3/16/2017	189						
3/20/2017			304			149	
3/21/2017				346			175
3/23/2017					116		
5/18/2017	192	382					
5/22/2017						119	129
5/23/2017			297	320	107		
9/15/2017		362					
9/18/2017	184						
9/20/2017							173
9/21/2017			307			166	
9/22/2017				337			
9/25/2017					110		
3/12/2018	207						
3/13/2018		349					
3/14/2018			312	323	115	139	156
9/7/2018	202	377	298			149	
9/10/2018							172
9/11/2018				317	102		
3/7/2019	212	410					
3/11/2019			344				
3/12/2019				306	135	143	156
9/4/2019		326					
9/5/2019	183						
9/6/2019						141	
9/9/2019			275		95		172
9/10/2019				312			
3/4/2020	207	325	326				157

Time Series

Constituent: TDS (mg/L) Analysis Run 5/1/2026 4:04 PM

Plant Bowen Client: Southern Company Data: Bowen LF 3-8

	GWA-55R (bg)	GWA-56 (bg)	GWC-16R	GWC-17R	GWC-18	GWC-18R	GWC-19R
3/5/2020				307		143	
3/6/2020					109		
9/4/2020	180	267					
9/9/2020			297	285	88	120	152
2/25/2021	194	284					
2/26/2021					90	121	172
3/9/2021			335				
3/10/2021				256			
7/28/2021	206	291					
7/29/2021					103	146	
7/30/2021			294	270			
8/3/2021							154
1/26/2022		278					
1/27/2022	207					146	149
1/28/2022			317	302	99		
8/5/2022		271					
8/8/2022	209						
8/9/2022							102
8/10/2022					86	147	
8/11/2022			306	296			
2/9/2023					175	171	171
2/10/2023			369	302			
8/3/2023				316	82		
8/4/2023			306			148	163
2/14/2024					143	156	182
2/15/2024			401	333			
6/26/2024			313				
7/31/2024			315	300	87	156	144
2/19/2025						144	
2/20/2025					119		153
2/25/2025			312	305			
8/21/2025			339				
8/22/2025				303		142	
8/26/2025					92		
8/27/2025							173
2/12/2026					112	137	148
2/13/2026			333	293			

Time Series

Constituent: TDS (mg/L) Analysis Run 5/1/2026 4:04 PM

Plant Bowen Client: Southern Company Data: Bowen LF 3-8

	GWC-20R	GWC-21R	GWC-22R	GWC-23R	GWC-24R	GWC-25R	GWC-26
3/4/2016					209		
3/7/2016			163				
3/8/2016	207	318				177	
3/9/2016				287			
5/4/2016						97	
5/5/2016			140		152		
5/6/2016				284			
5/9/2016	189	136					
7/12/2016					157		
7/14/2016	193		161				
7/15/2016		237		249			
7/18/2016						150	
9/9/2016		263					
9/12/2016	201		168				
9/13/2016					154	159	
9/14/2016				273			
10/27/2016		283	140		162	143	
10/31/2016	215						
11/1/2016				258			
1/12/2017	198	276					
1/13/2017			147		165	158	
1/25/2017				340			
3/16/2017						167	
3/20/2017			186		205		
3/21/2017		385					
3/22/2017	137			264			
5/19/2017					149	150	
5/22/2017	197						
5/23/2017		294	183				
5/24/2017				331			
9/19/2017	225	302	167		153	146	
9/21/2017				347			
12/29/2017	198						
3/13/2018			159		153	153	
3/14/2018	167	306		290			
9/7/2018			169				
9/10/2018	184	328					
9/11/2018				295	152	153	
3/8/2019					164	155	
3/11/2019		311	166				
3/12/2019	191			310			
9/5/2019			171		157	177	
9/6/2019	24	291		300			
3/3/2020		292	181		146	183	
3/5/2020	171			265			
9/4/2020	212					172	
9/8/2020		297	157				
9/9/2020				501	155		
12/15/2020				351			
3/9/2021	163	286	161		158	153	
3/10/2021				333			
7/29/2021					143		

Time Series

Constituent: TDS (mg/L) Analysis Run 5/1/2026 4:04 PM

Plant Bowen Client: Southern Company Data: Bowen LF 3-8

	GWC-20R	GWC-21R	GWC-22R	GWC-23R	GWC-24R	GWC-25R	GWC-26
7/30/2021				380			
8/2/2021	168	292	166			175	
1/27/2022	176		167			168	
1/28/2022		290		454	159		
8/9/2022	171				149	164	
8/10/2022		286	162				
8/11/2022				586			
11/3/2022				573			
2/9/2023		317	328 (O)		147	169	
2/10/2023	226			533			
6/20/2023							205
8/3/2023	193		153	536	146	170	
8/4/2023		298					
8/7/2023							184
9/26/2023				444			
10/12/2023							192
12/12/2023							180
2/15/2024	224	290	180		248		
2/16/2024				395		155	
2/29/2024							358 (o)
4/23/2024							194
6/12/2024							195
7/31/2024			181	403	152	166	
8/1/2024	245						
8/2/2024		313					
8/27/2024							222
2/20/2025	172		154				
2/24/2025					129		
2/25/2025		241		329		160	
3/4/2025							246
8/15/2025							185
8/18/2025						154	
8/21/2025				419			
8/22/2025		277					
8/26/2025	215		158		144		
2/12/2026	213				149		
2/13/2026			162	382		151	
2/17/2026		290					
2/24/2026							316

Time Series

Constituent: TDS (mg/L) Analysis Run 5/1/2026 4:04 PM

Plant Bowen Client: Southern Company Data: Bowen LF 3-8

	GWC-27	GWC-27R	GWC-28	GWC-29	GWC-29R	GWC-30	GWC-31
6/20/2023			175				
6/23/2023	197	164					165
6/26/2023				155			
6/27/2023					172	204	
8/7/2023	177	152		163			
8/8/2023			178				
8/9/2023						199	171
8/10/2023					159		
10/11/2023				148			120
10/12/2023	191	195	155				
10/13/2023					150	195	
12/12/2023	163	141	156	141			184
12/13/2023					153	209	
2/29/2024	174	146		170			
3/1/2024					158	226	206
3/4/2024			180				
4/23/2024	171	141		169			200
4/24/2024			178		151	210	
6/11/2024				196			
6/12/2024	183		158		161	197	210
6/13/2024		165					
8/26/2024	194	167		162			195
8/27/2024			176		161	204	
3/4/2025	179	147					
3/5/2025				181		223	205
3/6/2025			208		152		
8/18/2025		166		160			
8/19/2025			180		165	205	
8/20/2025	179						218
2/25/2026							198
2/26/2026				146	155		
2/27/2026						242	
3/2/2026	195	150	157				

Time Series

Constituent: TDS (mg/L) Analysis Run 5/1/2026 4:04 PM

Plant Bowen Client: Southern Company Data: Bowen LF 3-8

	GWC-31R	GWC-32	GWC-33R	GWC-34	GWC-34R	GWC-35	GWC-36A
4/6/2022							238
8/8/2022							232
2/8/2023							245
6/21/2023			130	117	200		
6/23/2023	178						
6/26/2023		228					
6/28/2023						249	
8/2/2023							224
8/7/2023				86	182		
8/8/2023			136				
8/9/2023	170	223					
8/10/2023						237	
10/10/2023				134	261		
10/11/2023	200		144			224	
10/13/2023		238					
12/12/2023	172						
12/13/2023		252	139	136	195	238	
2/13/2024							248
2/29/2024		228		100	194	240	
3/4/2024	180		136				
4/23/2024	167		135				
4/24/2024		231		109	240	251	
6/11/2024	173						
6/12/2024		215					
6/13/2024			129	202	231	249	
7/30/2024							239
8/26/2024	178						
8/27/2024		223	140			254	
8/28/2024				104	196		
2/19/2025							234
3/5/2025	174		128			240	
3/6/2025		208					
8/15/2025						259	
8/19/2025	178		140				
8/20/2025		212					
8/21/2025							205
9/4/2025				95	194		
2/12/2026							224
2/24/2026						258	
2/27/2026	192						
3/2/2026		219		112	202		
3/3/2026			120				

Time Series

Constituent: TDS (mg/L) Analysis Run 5/1/2026 4:04 PM

Plant Bowen Client: Southern Company Data: Bowen LF 3-8

	GWC-36RA	GWC-37	GWC-38	GWC-57	GWC-25	GWC-31S	GWC-58
3/1/2016	150	34					
3/2/2016			34				
5/2/2016	105						
5/3/2016		<25	<25				
7/6/2016	113						
7/7/2016			39				
7/8/2016		14 (J)					
9/7/2016	169	16 (J)					
9/8/2016			<25				
10/25/2016	152	<25	<25				
1/5/2017	229						
1/6/2017		189 (O)					
2/9/2017			65				
3/14/2017	188	90 (O)					
3/23/2017			<25				
5/16/2017	147	20 (J)					
5/17/2017			113				
9/15/2017	146	14 (J)					
9/19/2017			21 (J)				
3/12/2018	169	<25					
3/13/2018			33				
9/6/2018	155	34	36				
3/6/2019		22 (J)					
3/7/2019	135		84				
9/4/2019	142	26	44				
3/2/2020	170	<25	32				
9/3/2020		25	21				
9/14/2020	156						
2/24/2021		10	12				
3/26/2021	123						
7/27/2021	163						
7/28/2021		13	18				
1/25/2022			27				
1/26/2022	184	26					
8/5/2022			27				
8/8/2022	232	19					
2/8/2023	238	<25	31				
6/21/2023				170			
8/2/2023		<25	32				
8/3/2023	188						
8/8/2023				178			
10/10/2023				166			
12/13/2023				182			
2/13/2024	252	<25	31				
3/4/2024				177			
4/24/2024				181			
6/13/2024				180			
7/30/2024	217	<25	53				
8/27/2024				179			
2/19/2025	241	<25	<25				
3/4/2025				162			
8/15/2025				169			

ND substitution: RL or RL/2 if <15% NDs.

Time Series

Constituent: TDS (mg/L) Analysis Run 5/1/2026 4:04 PM

Plant Bowen Client: Southern Company Data: Bowen LF 3-8

	GWC-36RA	GWC-37	GWC-38	GWC-57	GWC-25	GWC-31S	GWC-58
8/21/2025	189		34				
8/27/2025		<25					
2/12/2026	203	27	40				
2/16/2026					238		
3/2/2026				168		166	212

ND substitution: RL or RL/2 if <15% NDs.

Time Series

Constituent: Thallium (mg/L) Analysis Run 5/1/2026 4:04 PM

Plant Bowen Client: Southern Company Data: Bowen LF 3-8

	GWA-1 (bg)	GWA-2 (bg)	GWA-2R (bg)	GWA-3A (bg)	GWA-4RZ (bg)	GWA-39RZ (bg)	GWA-39Z (bg)
1/30/2008	<0.0005						
1/31/2008		<0.0005	<0.0005	<0.0005			
3/10/2008	<0.0005		<0.0005				
3/11/2008		<0.0005		<0.0005			
4/26/2010		<0.0005					
4/27/2010					<0.0005 (D)		
4/28/2010				<0.0005			
10/17/2011	<0.0005						
4/3/2012			<0.0005				
4/11/2012		<0.0005			<0.0005		
5/1/2012				<0.0005			
5/2/2012	<0.0005						
3/30/2015	7E-05 (J)	<0.0005	7E-05 (J)				
3/31/2015				6E-05 (J)	<0.0005		
10/11/2015					<0.0005		
10/12/2015				<0.0005			
10/13/2015	<0.0005	<0.0005	<0.0005				
3/14/2016							<0.0005
3/22/2016	<0.0005						
3/23/2016		<0.0005	<0.0005	<0.0005			
5/11/2016							<0.0005
5/19/2016	<0.0005		<0.0005				
5/20/2016		<0.0005					
5/23/2016				<0.0005			
7/19/2016							0.0001 (J)
7/29/2016	<0.0005	<0.0005	<0.0005	<0.0005			
9/15/2016							<0.0005
9/22/2016			<0.0005	<0.0005			
9/23/2016	<0.0005	<0.0005					
11/2/2016							<0.0005
11/9/2016	<0.0005	<0.0005					
11/10/2016			<0.0005	<0.0005			
1/18/2017							<0.0005
1/30/2017	<0.0005						
1/31/2017		<0.0005	<0.0005	<0.0005			
2/21/2017						<0.0005	
2/22/2017					<0.0005		
3/27/2017						<0.0005	
3/28/2017							5E-05 (J)
3/30/2017	<0.0005	<0.0005		<0.0005			
4/3/2017			<0.0005				
4/7/2017					<0.0005		
6/7/2017							<0.0005
6/8/2017						<0.0005	
6/9/2017	<0.0005		<0.0005				
6/12/2017		<0.0005		<0.0005			
6/14/2017					<0.0005		
7/12/2017					<0.0005		
7/17/2017						<0.0005	
7/20/2017					<0.0005		
7/27/2017						<0.0005	
7/28/2017					<0.0005		

ND substitution: RL or RL/2 if <15% NDs.

Time Series

Constituent: Thallium (mg/L) Analysis Run 5/1/2026 4:04 PM

Plant Bowen Client: Southern Company Data: Bowen LF 3-8

	GWA-1 (bg)	GWA-2 (bg)	GWA-2R (bg)	GWA-3A (bg)	GWA-4RZ (bg)	GWA-39RZ (bg)	GWA-39Z (bg)
8/9/2017					<0.0005	<0.0005	
8/24/2017					<0.0005		
9/26/2017							7E-05 (J)
9/29/2017						<0.0005	
10/2/2017	<0.0005	<0.0005	<0.0005				
10/3/2017					<0.0005		
10/4/2017				<0.0005			
3/14/2018							<0.0005
3/16/2018	<0.0005		<0.0005			<0.0005	
3/19/2018		<0.0005		<0.0005			
3/21/2018					<0.0005		
9/12/2018							<0.0005
9/14/2018		<0.0005	<0.0005			<0.0005	
9/17/2018	<0.0005			<0.0005			
9/18/2018					<0.0005		
3/14/2019						<0.0005	
3/15/2019							<0.0005
3/19/2019			<0.0005				
3/20/2019	<0.0005	<0.0005		<0.0005			
3/21/2019					<0.0005		
9/9/2019							<0.0005
9/11/2019						<0.0005	
9/12/2019	<0.0005	<0.0005					
9/13/2019			6.2E-05 (J)	<0.0005	<0.0005		
3/9/2020						<0.0005	<0.0005
3/11/2020	<0.0005	<0.0005	<0.0005	<0.0005			
3/12/2020					<0.0005		
9/10/2020							<0.0005
9/15/2020	<0.0005	<0.0005	<0.0005				
9/16/2020						<0.0005	
9/17/2020					<0.0005		
3/12/2021							<0.0005
3/16/2021	<0.0005		<0.0005		<0.0005	<0.0005	
3/17/2021		<0.0005					
3/29/2021				<0.0005			
8/4/2021							<0.0005
8/6/2021						<0.0005	
8/9/2021	<0.0005	<0.0005	<0.0005	<0.0005			
8/10/2021					<0.0005		
1/31/2022							<0.0005
2/1/2022	<0.0005	<0.0005	<0.0005				
2/2/2022				<0.0005		<0.0005	
2/3/2022					<0.0005		
8/10/2022							<0.0005
8/16/2022	<0.0005	<0.0005	<0.0005	<0.0005		<0.0005	
8/17/2022					<0.0005		
2/13/2023							<0.0005
2/14/2023						<0.0005	
2/16/2023	<0.0005	<0.0005	<0.0005				
2/17/2023				<0.0005	<0.0005		
7/25/2023						<0.0005	
7/26/2023							<0.0005

ND substitution: RL or RL/2 if <15% NDs.

Time Series

Constituent: Thallium (mg/L) Analysis Run 5/1/2026 4:04 PM

Plant Bowen Client: Southern Company Data: Bowen LF 3-8

	GWA-1 (bg)	GWA-2 (bg)	GWA-2R (bg)	GWA-3A (bg)	GWA-4RZ (bg)	GWA-39RZ (bg)	GWA-39Z (bg)
7/27/2023	<0.0005	<0.0005	<0.0005				
7/28/2023					<0.0005		
8/1/2023				<0.0005			
2/19/2024						<0.0005	<0.0005
2/22/2024	<0.0005	<0.0005		<0.0005			
2/26/2024			<0.0005				
2/27/2024					<0.0005		
8/1/2024						<0.0005	<0.0005
8/6/2024			<0.0005				
8/7/2024	<0.0005	<0.0005					
8/8/2024				<0.0005	<0.0005		
2/25/2025							<0.0005
2/26/2025				<0.0005		<0.0005	
2/27/2025	<0.0005	<0.0005	<0.0005				
2/28/2025					<0.0005		
8/28/2025						<0.0005	<0.0005
9/2/2025	<0.0005	<0.0005	<0.0005	<0.0005			
9/3/2025					<0.0005		
2/17/2026				<0.0005			
2/18/2026	<0.0005	<0.0005	<0.0005		<0.0005	<0.0005	<0.0005

ND substitution: RL or RL/2 if <15% NDs.

Time Series

Constituent: Thallium (mg/L) Analysis Run 5/1/2026 4:04 PM

Plant Bowen Client: Southern Company Data: Bowen LF 3-8

	GWA-40 (bg)	GWA-41 (bg)	GWA-41R (bg)	GWA-42 (bg)	GWA-43 (bg)	GWA-43R (bg)	GWA-50 (bg)
4/27/2010							<0.0005
4/11/2012							<0.0005
3/30/2015							<0.0005
10/11/2015							<0.0005
3/11/2016				<0.0005	<0.0005	<0.0005	
3/15/2016	<0.0005	<0.0005	<0.0005				
3/28/2016							<0.0005
5/11/2016	<0.0005						
5/12/2016		<0.0005					
5/13/2016			<0.0005		<0.0005	<0.0005	
5/16/2016				<0.0005			
5/23/2016							<0.0005
7/19/2016					9E-05 (J)	<0.0005	
7/20/2016		<0.0005					
7/21/2016	<0.0005		<0.0005				
7/22/2016				0.0002 (J)			
8/1/2016							<0.0005
9/15/2016	<0.0005	<0.0005					
9/16/2016					<0.0005	<0.0005	
9/19/2016				<0.0005			
9/21/2016			<0.0005				
9/26/2016							<0.0005
11/2/2016					<0.0005	<0.0005	
11/3/2016	<0.0005	<0.0005	<0.0005	<0.0005			
11/10/2016							<0.0005
1/17/2017	<0.0005		<0.0005	<0.0005			
1/18/2017		<0.0005			<0.0005	<0.0005	
1/30/2017							<0.0005
3/24/2017	<0.0005	<0.0005					
3/27/2017			<0.0005	<0.0005			
3/28/2017					5E-05 (J)	<0.0005	
4/7/2017							<0.0005
5/24/2017	<0.0005						
6/6/2017		<0.0005	0.0002 (J)		<0.0005	<0.0005	
6/7/2017				<0.0005			
6/12/2017							<0.0005
9/22/2017					<0.0005	<0.0005	
9/25/2017		<0.0005	<0.0005				
9/26/2017	<0.0005			<0.0005			
10/2/2017							<0.0005
3/14/2018	<0.0005	<0.0005	<0.0005	<0.0005	<0.0005		
3/15/2018						<0.0005	
3/16/2018							<0.0005
9/12/2018	<0.0005	<0.0005	<0.0005		<0.0005	<0.0005	
9/14/2018				<0.0005			
9/17/2018							<0.0005
3/13/2019	<0.0005				<0.0005	<0.0005	
3/14/2019		<0.0005	<0.0005	<0.0005			
3/19/2019							<0.0005
9/9/2019	<0.0005						
9/10/2019		<0.0005	<0.0005	<0.0005			
9/11/2019					6.2E-05 (J)	<0.0005	

ND substitution: RL or RL/2 if <15% NDs.

Time Series

Constituent: Thallium (mg/L) Analysis Run 5/1/2026 4:04 PM

Plant Bowen Client: Southern Company Data: Bowen LF 3-8

	GWA-40 (bg)	GWA-41 (bg)	GWA-41R (bg)	GWA-42 (bg)	GWA-43 (bg)	GWA-43R (bg)	GWA-50 (bg)
9/13/2019							<0.0005
3/6/2020		<0.0005		8.6E-05 (J)			
3/9/2020	7.8E-05 (J)		6.1E-05 (J)		<0.0005	<0.0005	
3/11/2020							<0.0005
9/10/2020		<0.0005	<0.0005	<0.0005			
9/11/2020	<0.0005				<0.0005		
9/14/2020						<0.0005	
9/16/2020							<0.0005
3/10/2021	<0.0005		<0.0005				
3/11/2021		<0.0005		<0.0005	<0.0005	<0.0005	
3/17/2021							<0.0005
8/4/2021	<0.0005	<0.0005	<0.0005	<0.0005			
8/5/2021						<0.0005	
8/6/2021					<0.0005		
8/9/2021							<0.0005
1/31/2022	<0.0005	<0.0005	<0.0005	<0.0005	<0.0005	<0.0005	
2/1/2022							<0.0005
8/10/2022				<0.0005		<0.0005	
8/11/2022		<0.0005	<0.0005		<0.0005		
8/12/2022	<0.0005						
8/16/2022							<0.0005
2/13/2023	<0.0005	<0.0005	<0.0005	<0.0005		<0.0005	
2/14/2023					<0.0005		
2/16/2023							<0.0005
7/25/2023		<0.0005	<0.0005		<0.0005	<0.0005	
7/26/2023	<0.0005			<0.0005			
7/28/2023							<0.0005
2/19/2024	<0.0005	<0.0005	<0.0005				
2/20/2024				<0.0005	<0.0005	<0.0005	
2/22/2024							<0.0005
8/1/2024	<0.0005	<0.0005	<0.0005	<0.0005			
8/2/2024					<0.0005	<0.0005	
8/8/2024							<0.0005
2/25/2025	<0.0005	<0.0005	<0.0005	<0.0005	<0.0005	<0.0005	
2/27/2025							<0.0005
8/27/2025	<0.0005		<0.0005				
8/28/2025		<0.0005		<0.0005	<0.0005	<0.0005	
9/2/2025							<0.0005
2/16/2026	<0.0005	<0.0005	<0.0005	<0.0005	<0.0005	<0.0005	
2/17/2026							<0.0005

ND substitution: RL or RL/2 if <15% NDs.

Time Series

Constituent: Thallium (mg/L) Analysis Run 5/1/2026 4:04 PM

Plant Bowen Client: Southern Company Data: Bowen LF 3-8

	GWA-50R (bg)	GWA-51RZ (bg)	GWA-52 (bg)	GWA-53 (bg)	GWA-53R (bg)	GWA-54 (bg)	GWA-55 (bg)
10/19/2011	<0.0005						
5/1/2012	<0.0005						
3/30/2015	<0.0005						
5/8/2015		0.0003 (J)	<0.001		<0.001		
5/9/2015				0.0002 (J)		0.0002 (J)	<0.001
5/13/2015		0.0003 (J)	<0.001	0.0002 (J)	<0.001	0.0002 (J)	<0.001
5/17/2015		9E-05 (J)	6E-05 (J)		<0.001		
5/18/2015				0.0002 (J)		0.0002 (J)	<0.001
5/20/2015		9E-05 (J)	6E-05 (J)	0.0002 (J)	<0.001	0.0002 (J)	<0.001
5/25/2015		<0.001	<0.001	0.0002 (J)	<0.001	0.0002 (J)	
5/26/2015							<0.001
5/27/2015		<0.001	<0.001	0.0002 (J)	<0.001	0.0002 (J)	<0.001
6/8/2015		<0.001	<0.001	9E-05 (J)	<0.001		
6/9/2015						0.0001 (J)	<0.001
6/17/2015				7E-05 (J)		0.0001 (J)	8E-05 (J)
6/18/2015		<0.001	<0.001		<0.001		
6/24/2015		<0.001	<0.001	<0.001	<0.001		
6/25/2015						0.0001 (J)	7E-05 (J)
6/30/2015		6E-05 (J)	<0.001	9E-05 (J)	<0.001		
7/1/2015						0.0001 (J)	0.0001 (J)
7/6/2015		<0.001	<0.001	<0.001	<0.001		
7/7/2015						9E-05 (J)	0.0001 (J)
8/12/2015		<0.001	<0.001	7E-05 (J)	<0.001	7E-05 (J)	
8/13/2015							8E-05 (J)
10/11/2015	<0.0005						
2/29/2016			<0.001				
3/2/2016				<0.001	<0.001	<0.001	<0.001
3/28/2016	<0.0005						
5/3/2016				<0.001	<0.001		<0.001
5/4/2016		<0.001	<0.001			<0.001	
5/25/2016	<0.0005						
7/7/2016		<0.001					
7/8/2016			0.0002 (J)	6E-05 (J)		<0.001	
7/11/2016					<0.001		0.0002 (J)
8/1/2016	<0.0005						
9/7/2016					<0.001		
9/8/2016		<0.001	<0.001	<0.001		<0.001	
9/9/2016							<0.001
9/26/2016	<0.0005						
10/26/2016		<0.001	<0.001	<0.001		<0.001	<0.001
10/27/2016					<0.001		
11/11/2016	<0.0005						
1/6/2017		<0.001	<0.001		<0.001		
1/9/2017				<0.001		<0.001	<0.001
1/30/2017	<0.0005						
3/15/2017		4E-05 (J)	4E-05 (J)			4E-05 (J)	
3/16/2017				4E-05 (J)	<0.001		0.0001 (J)
4/3/2017	<0.0005						
5/17/2017			<0.001				
5/18/2017		6E-05 (J)				<0.001	0.0001 (J)
5/19/2017				<0.001	<0.001		
6/12/2017	<0.0005						

ND substitution: RL or RL/2 if <15% NDs.

Time Series

Constituent: Thallium (mg/L) Analysis Run 5/1/2026 4:04 PM

Plant Bowen Client: Southern Company Data: Bowen LF 3-8

	GWA-50R (bg)	GWA-51RZ (bg)	GWA-52 (bg)	GWA-53 (bg)	GWA-53R (bg)	GWA-54 (bg)	GWA-55 (bg)
7/19/2017		<0.001					
9/15/2017			<0.001			<0.001	0.0001 (J)
9/19/2017		6E-05 (J)		<0.001	<0.001		
10/2/2017	<0.0005						
3/12/2018							<0.001
3/13/2018		<0.001	<0.001	<0.001	<0.001	<0.001	
3/16/2018	<0.0005						
9/6/2018			<0.001			<0.001	
9/7/2018		<0.001					<0.001
9/11/2018				<0.001	<0.001		
9/18/2018	<0.0005						
3/7/2019			<0.001			<0.001	
3/8/2019		<0.001		<0.001			<0.001
3/12/2019					<0.001		
3/19/2019	<0.0005						
9/4/2019			<0.001				
9/5/2019		0.00014 (J)		<0.001	<0.001	<0.001	0.00011 (J)
9/12/2019	<0.0005						
3/2/2020			<0.001				
3/3/2020		0.00012 (J)				7.9E-05 (J)	6.5E-05 (J)
3/4/2020				<0.001	<0.001		
3/11/2020	5.9E-05 (J)						
9/3/2020			<0.001				
9/4/2020							<0.001
9/8/2020				<0.001	<0.001	<0.001	
9/9/2020		<0.001					
9/15/2020	<0.0005						
2/24/2021			<0.001				
2/25/2021		<0.001				<0.001	<0.001
2/26/2021				<0.001	<0.001		
3/17/2021	<0.0005						
7/27/2021			<0.001			<0.001	
7/28/2021		<0.001					<0.001
7/29/2021				<0.001	<0.001		
8/9/2021	<0.0005						
1/25/2022			<0.001			<0.001	
1/26/2022		<0.001		<0.001	<0.001		<0.001
2/2/2022	<0.0005						
8/5/2022			<0.001			<0.001	
8/8/2022				<0.001	<0.001		<0.001
8/9/2022		<0.001					
8/17/2022	<0.0005						
2/16/2023	<0.0005						
7/28/2023	<0.0005						
2/22/2024	<0.0005						
8/8/2024	<0.0005						
2/28/2025	<0.0005						
9/2/2025	<0.0005						
2/17/2026	<0.0005						

ND substitution: RL or RL/2 if <15% NDs.

Time Series

Constituent: Thallium (mg/L) Analysis Run 5/1/2026 4:04 PM

Plant Bowen Client: Southern Company Data: Bowen LF 3-8

	GWA-55R (bg)	GWA-56 (bg)	GWC-16R	GWC-17R	GWC-18	GWC-18R	GWC-19R
9/16/2014			0.0004 (J)				
9/17/2014				<0.0005	0.0002 (J)	<0.0005	<0.0005
10/4/2014			0.0004 (J)	<0.0005	0.0002 (J)	<0.0005	<0.0005
10/21/2014			0.0004 (J)	<0.0005	0.0002 (J)	<0.0005	<0.0005
11/5/2014					0.0003 (J)		<0.0005
11/11/2014			0.0005 (J)	<0.0005		<0.0005	
3/3/2015			0.0004 (J)	<0.0005	0.0002 (J)	<0.0005	<0.0005
3/18/2015			0.0005 (J)	<0.0005	0.0002 (J)	<0.0005	
3/19/2015							<0.0005
4/6/2015			0.0004 (J)	<0.0005			
4/7/2015					0.0002 (J)	<0.0005	<0.0005
4/23/2015			0.0004 (J)	<0.0005	0.0002 (J)	<0.0005	
4/24/2015							<0.0005
5/9/2015	<0.001	<0.001					
5/13/2015	<0.001	<0.001					
5/18/2015	<0.001						
5/19/2015		<0.001					
5/20/2015	<0.001	<0.001					
5/26/2015	<0.001	<0.001					
5/27/2015	<0.001	<0.001					
6/9/2015	<0.001	<0.001					
6/17/2015	<0.001	<0.001					
6/24/2015	<0.001						
6/25/2015	<0.001	<0.001					
7/1/2015	<0.001	<0.001					
7/7/2015	<0.001	<0.001					
7/29/2015			0.0003 (J)	<0.0005	0.0002 (J)	<0.0005	<0.0005
8/13/2015	<0.001	<0.001					
3/3/2016	<0.001	<0.001	0.000344 (J)				
3/4/2016				<0.0005			
3/7/2016					<0.0005	<0.0005	<0.0005
5/3/2016	<0.001						
5/5/2016					<0.0005	<0.0005	
5/9/2016		<0.001					<0.0005
5/10/2016			<0.001	<0.0005			
7/11/2016	<0.001	<0.001					
7/13/2016			0.0004 (J)		0.0002 (J)	<0.0005	
7/14/2016				0.0001 (J)			<0.0005
9/9/2016	<0.001	<0.001					
9/12/2016						<0.0005	<0.0005
9/13/2016					<0.0005		
9/14/2016				<0.0005			
9/15/2016			<0.001				
10/26/2016		<0.001					
10/27/2016	<0.001						
10/31/2016					<0.0005		<0.0005
11/1/2016				<0.0005		<0.0005	
11/2/2016			<0.001				
1/9/2017	<0.001	<0.001					
1/11/2017			0.0003 (J)	<0.0005		<0.0005	<0.0005
1/12/2017					<0.0005		
3/15/2017		<0.001					

ND substitution: RL or RL/2 if <15% NDs.

Time Series

Constituent: Thallium (mg/L) Analysis Run 5/1/2026 4:04 PM

Plant Bowen Client: Southern Company Data: Bowen LF 3-8

	GWA-55R (bg)	GWA-56 (bg)	GWC-16R	GWC-17R	GWC-18	GWC-18R	GWC-19R
3/16/2017	5E-05 (J)						
3/20/2017			0.0003 (J)			<0.0005	
3/21/2017				<0.0005			<0.0005
3/23/2017					0.0001 (J)		
5/18/2017	<0.001	<0.001					
5/22/2017						<0.0005	<0.0005
5/23/2017			0.0003 (J)	<0.0005	0.0001 (J)		
9/15/2017		<0.001					
9/18/2017	<0.001						
9/20/2017							<0.0005
9/21/2017			0.0002 (J)			<0.0005	
9/22/2017				<0.0005			
9/25/2017					0.0001 (J)		
3/12/2018	<0.001						
3/13/2018		<0.001					
3/14/2018			0.00018 (J)	<0.0005	<0.0005	<0.0005	<0.0005
9/7/2018	<0.001	<0.001	0.00016 (J)			<0.0005	
9/10/2018							<0.0005
9/11/2018				<0.0005	<0.0005		
3/7/2019	<0.001	<0.001					
3/11/2019			0.00026 (J)				
3/12/2019				<0.0005	<0.0005	<0.0005	<0.0005
9/4/2019		<0.001					
9/5/2019	<0.001						
9/6/2019						<0.0005	
9/9/2019			6E-05 (J)		<0.0005		<0.0005
9/10/2019				<0.0005			
3/4/2020	<0.001	<0.001	0.00014 (J)				<0.0005
3/5/2020				<0.0005		<0.0005	
3/6/2020					7.6E-05 (J)		
9/4/2020	<0.001	<0.001					
9/9/2020			<0.001	<0.0005	<0.0005	<0.0005	<0.0005
2/25/2021	<0.001	<0.001					
2/26/2021					<0.0005	<0.0005	<0.0005
3/9/2021			<0.001				
3/10/2021				<0.0005			
7/28/2021	<0.001	<0.001					
7/29/2021					<0.0005	<0.0005	
7/30/2021			<0.001	<0.0005			
8/3/2021							<0.0005
1/26/2022		<0.001					
1/27/2022	<0.001					<0.0005	<0.0005
1/28/2022			<0.001	<0.0005	<0.0005		
8/5/2022		<0.001					
8/8/2022	<0.001						
8/9/2022							<0.0005
8/10/2022					<0.0005	<0.0005	
8/11/2022			<0.001	<0.0005			
2/9/2023					<0.0005	<0.0005	<0.0005
2/10/2023			<0.001	<0.0005			
8/3/2023				<0.0005	<0.0005		
8/4/2023			<0.001			<0.0005	<0.0005

ND substitution: RL or RL/2 if <15% NDs.

Time Series

Constituent: Thallium (mg/L) Analysis Run 5/1/2026 4:04 PM

Plant Bowen Client: Southern Company Data: Bowen LF 3-8

	GWA-55R (bg)	GWA-56 (bg)	GWC-16R	GWC-17R	GWC-18	GWC-18R	GWC-19R
2/14/2024					<0.0005	<0.0005	<0.0005
2/15/2024			<0.001	<0.0005			
7/31/2024			<0.001	<0.0005	<0.0005	<0.0005	<0.0005
2/19/2025						<0.0005	
2/20/2025					<0.0005		<0.0005
2/25/2025			0.00023 (J)	<0.0005			
8/21/2025			0.00019 (J)				
8/22/2025				<0.0005		<0.0005	
8/26/2025					<0.0005		
8/27/2025							<0.0005
2/12/2026					<0.0005	<0.0005	<0.0005
2/13/2026			0.00017 (J)	<0.0005			

ND substitution: RL or RL/2 if <15% NDs.

Time Series

Constituent: Thallium (mg/L) Analysis Run 5/1/2026 4:04 PM

Plant Bowen Client: Southern Company Data: Bowen LF 3-8

	GWC-20R	GWC-21R	GWC-22R	GWC-23R	GWC-24R	GWC-25R	GWC-26
9/16/2014					<0.0005	<0.0005	
9/18/2014	0.0001 (J)	0.0002 (J)	<0.0005	0.0002 (J)			
10/4/2014					<0.0005	<0.0005	
10/5/2014	0.0001 (J)	0.0002 (J)	0.0001 (J)	0.0003 (J)			
10/22/2014	0.0001 (J)	0.0002 (J)	<0.0005	0.0002 (J)			
10/23/2014					<0.0005	<0.0005	
11/5/2014	0.0002 (J)	0.0002 (J)	0.0001 (J)	0.0002 (J)			
11/10/2014					<0.0005	<0.0005	
3/4/2015	0.0001 (J)	0.0002 (J)	0.0001 (J)	0.0002 (J)	<0.0005	<0.0005	
3/19/2015	0.0001 (J)	0.0002 (J)	0.0001 (J)				
3/20/2015				0.0002 (J)	<0.0005	<0.0005	
4/7/2015	0.0001 (J)						
4/8/2015		0.0002 (J)	0.0001 (J)	0.0002 (J)	<0.0005		
4/9/2015						<0.0005	
4/23/2015				0.0002 (J)	<0.0005	<0.0005	
4/24/2015	0.0001 (J)	0.0002 (J)	0.0001 (J)				
7/30/2015	<0.0005	0.0001 (J)	0.0001 (J)	0.0001 (J)	<0.0005	<0.0005	
3/4/2016					<0.0005		
3/7/2016			<0.0005				
3/8/2016	<0.0005	<0.001				<0.0005	
3/9/2016				0.000225 (J)			
5/4/2016						<0.0005	
5/5/2016			<0.0005		<0.0005		
5/6/2016				<0.001			
5/9/2016	<0.0005	0.000353 (J)					
7/12/2016					7E-05 (J)		
7/14/2016	0.0001 (J)		0.0001 (J)				
7/15/2016		0.0002 (J)		0.0002 (J)			
7/18/2016						<0.0005	
9/9/2016		<0.001					
9/12/2016	<0.0005		<0.0005				
9/13/2016					<0.0005	<0.0005	
9/14/2016				0.0002 (J)			
10/27/2016		<0.001	<0.0005		<0.0005	<0.0005	
10/31/2016	<0.0005						
11/1/2016				<0.001			
1/12/2017	<0.0005	<0.001					
1/13/2017			<0.0005		<0.0005	<0.0005	
1/25/2017				<0.001			
3/16/2017						<0.0005	
3/20/2017			0.0001 (J)		4E-05 (J)		
3/21/2017		0.0002 (J)					
3/22/2017	4E-05 (J)			0.0001 (J)			
5/19/2017					<0.0005	<0.0005	
5/22/2017	5E-05 (J)						
5/23/2017		0.0002 (J)	0.0001 (J)				
5/24/2017				0.0001 (J)			
9/19/2017	6E-05 (J)	0.0002 (J)	8E-05 (J)		<0.0005	<0.0005	
9/21/2017				0.0002 (J)			
3/13/2018			0.00017 (J)		<0.0005	<0.0005	
3/14/2018	<0.0005	<0.001		<0.001			
9/7/2018			<0.0005				

ND substitution: RL or RL/2 if <15% NDs.

Time Series

Constituent: Thallium (mg/L) Analysis Run 5/1/2026 4:04 PM

Plant Bowen Client: Southern Company Data: Bowen LF 3-8

	GWC-20R	GWC-21R	GWC-22R	GWC-23R	GWC-24R	GWC-25R	GWC-26
9/10/2018	<0.0005	<0.001					
9/11/2018				<0.001	<0.0005	<0.0005	
3/8/2019					<0.0005	<0.0005	
3/11/2019		<0.001	0.00015 (J)				
3/12/2019	<0.0005			<0.001			
9/5/2019			5.5E-05 (J)		<0.0005	<0.0005	
9/6/2019	<0.0005	0.0002 (J)		0.0003 (J)			
3/3/2020		7.1E-05 (J)	7.2E-05 (J)		<0.0005	<0.0005	
3/5/2020	<0.0005			0.00018 (J)			
9/4/2020	<0.0005					<0.0005	
9/8/2020		<0.001	0.00016 (J)				
9/9/2020				0.00016 (J)	<0.0005		
3/9/2021	<0.0005	<0.001	<0.0005		<0.0005	<0.0005	
3/10/2021				<0.001			
7/29/2021					<0.0005		
7/30/2021				0.00023 (J)			
8/2/2021	<0.0005	<0.001	<0.0005			<0.0005	
1/27/2022	<0.0005		<0.0005			<0.0005	
1/28/2022		0.00021 (J)		<0.001	<0.0005		
8/9/2022	<0.0005				<0.0005	<0.0005	
8/10/2022		0.00031 (J)	<0.0005				
8/11/2022				<0.001			
2/9/2023		0.00029 (J)	<0.0005		<0.0005	<0.0005	
2/10/2023	<0.0005			<0.001			
6/20/2023							0.00018 (J)
8/3/2023	<0.0005		<0.0005	<0.001	<0.0005	<0.0005	
8/4/2023		0.00022 (J)					
8/7/2023							<0.0005
10/12/2023							<0.0005
12/12/2023							<0.0005
2/15/2024	<0.0005	<0.001	<0.0005		<0.0005		
2/16/2024				<0.001		<0.0005	
2/29/2024							<0.0005
4/23/2024							<0.0005
6/12/2024							<0.0005
7/31/2024			<0.0005	<0.001	<0.0005	<0.0005	
8/1/2024	<0.0005						
8/2/2024		<0.001					
8/27/2024							<0.0005
2/20/2025	<0.0005		<0.0005				
2/24/2025					<0.0005		
2/25/2025		0.00028 (J)		0.00022 (J)		<0.0005	
3/4/2025							<0.0005
8/15/2025							<0.0005
8/18/2025						<0.0005	
8/21/2025				0.00026 (J)			
8/22/2025		0.00024 (J)					
8/26/2025	<0.0005		<0.0005		<0.0005		
2/12/2026	<0.0005				<0.0005		
2/13/2026			<0.0005	0.00018 (J)		<0.0005	
2/17/2026		0.00022 (J)					
2/24/2026							<0.0005

ND substitution: RL or RL/2 if <15% NDs.

Time Series

Constituent: Thallium (mg/L) Analysis Run 5/1/2026 4:04 PM

Plant Bowen Client: Southern Company Data: Bowen LF 3-8

	GWC-27	GWC-27R	GWC-28	GWC-29	GWC-29R	GWC-30	GWC-31
6/20/2023			<0.0005				
6/23/2023	<0.0005	<0.0005					<0.0005
6/26/2023				0.00023 (J)			
6/27/2023					<0.0005	<0.0005	
8/7/2023	<0.0005	<0.0005		0.00023 (J)			
8/8/2023			<0.0005				
8/9/2023						<0.0005	<0.0005
8/10/2023					<0.0005		
10/11/2023				<0.001			<0.0005
10/12/2023	<0.0005	<0.0005	<0.0005				
10/13/2023					<0.0005	<0.0005	
12/12/2023	<0.0005	<0.0005	<0.0005	<0.001			<0.0005
12/13/2023					<0.0005	<0.0005	
2/29/2024	<0.0005	<0.0005		<0.001			
3/1/2024					<0.0005	<0.0005	<0.0005
3/4/2024			<0.0005				
4/23/2024	<0.0005	<0.0005		<0.001			<0.0005
4/24/2024			<0.0005		<0.0005	<0.0005	
6/11/2024				<0.001			
6/12/2024	<0.0005		<0.0005		<0.0005	<0.0005	<0.0005
6/13/2024		<0.0005					
8/26/2024	<0.0005	<0.0005		<0.001			<0.0005
8/27/2024			<0.0005		<0.0005	<0.0005	
3/4/2025	<0.0005	<0.0005					
3/5/2025				0.00025 (J)		<0.0005	0.00016 (J)
3/6/2025			<0.0005		0.00023 (J)		
8/18/2025		<0.0005		0.00022 (J)			
8/19/2025			<0.0005		0.00028 (J)	<0.0005	
8/20/2025	<0.0005						<0.0005
2/25/2026							<0.0005
2/26/2026				0.00025 (J)	<0.0005		
2/27/2026						<0.0005	
3/2/2026	<0.0005	<0.0005	<0.0005				

ND substitution: RL or RL/2 if <15% NDs.

Time Series

Constituent: Thallium (mg/L) Analysis Run 5/1/2026 4:04 PM

Plant Bowen Client: Southern Company Data: Bowen LF 3-8

	GWC-31R	GWC-32	GWC-33R	GWC-34	GWC-34R	GWC-35	GWC-36A
4/6/2022							<0.0005
8/8/2022							<0.0005
2/8/2023							<0.0005
6/21/2023			<0.0005	<0.0005	<0.0005		
6/23/2023	<0.0005						
6/26/2023		<0.0005					
6/28/2023						<0.0005	
8/2/2023							<0.0005
8/7/2023				<0.0005	<0.0005		
8/8/2023			<0.0005				
8/9/2023	<0.0005	<0.0005					
8/10/2023						<0.0005	
10/10/2023				<0.0005	<0.0005		
10/11/2023	<0.0005		<0.0005			<0.0005	
10/13/2023		<0.0005					
12/12/2023	<0.0005						
12/13/2023		<0.0005	<0.0005	<0.0005	<0.0005	<0.0005	
2/13/2024							<0.0005
2/29/2024		<0.0005		<0.0005	<0.0005	<0.0005	
3/4/2024	<0.0005		<0.0005				
4/23/2024	<0.0005		<0.0005				
4/24/2024		<0.0005		<0.0005	<0.0005	<0.0005	
6/11/2024	<0.0005						
6/12/2024		<0.0005					
6/13/2024			<0.0005	<0.0005	<0.0005	<0.0005	
7/30/2024							<0.0005
8/26/2024	<0.0005						
8/27/2024		<0.0005	<0.0005			<0.0005	
8/28/2024				<0.0005	<0.0005		
2/19/2025							<0.0005
3/5/2025	<0.0005		<0.0005			<0.0005	
3/6/2025		<0.0005					
8/15/2025						<0.0005	
8/19/2025	<0.0005		<0.0005				
8/20/2025		<0.0005					
8/21/2025							<0.0005
9/4/2025				<0.0005	<0.0005		
2/12/2026							<0.0005
2/24/2026						<0.0005	
2/27/2026	<0.0005						
3/2/2026		<0.0005		<0.0005	<0.0005		
3/3/2026			<0.0005				

ND substitution: RL or RL/2 if <15% NDs.

Time Series

Constituent: Thallium (mg/L) Analysis Run 5/1/2026 4:04 PM

Plant Bowen Client: Southern Company Data: Bowen LF 3-8

	GWC-36RA	GWC-37	GWC-38	GWC-57	GWC-25	GWC-31S	GWC-58
9/15/2014	<0.0005						
9/16/2014		<0.0005	<0.0005				
10/3/2014	<0.0005	<0.0005	<0.0005				
10/6/2014			<0.0005				
10/20/2014	<0.0005	<0.0005	<0.0005				
11/10/2014	<0.0005	<0.0005	<0.0005				
3/2/2015	<0.0005	<0.0005	<0.0005				
3/17/2015	0.0001 (J)	<0.0005	<0.0005				
4/5/2015	7E-05 (J)	<0.0005					
4/6/2015			<0.0005				
4/21/2015	<0.0005						
4/22/2015		<0.0005	<0.0005				
7/28/2015	<0.0005	<0.0005	<0.0005				
3/1/2016	<0.0005	<0.0005					
3/2/2016			<0.0005				
5/2/2016	<0.0005						
5/3/2016		<0.0005	<0.0005				
7/6/2016	<0.0005						
7/7/2016			<0.0005				
7/8/2016		<0.0005					
9/7/2016	<0.0005	<0.0005					
9/8/2016			<0.0005				
10/25/2016	<0.0005	<0.0005	<0.0005				
1/5/2017	<0.0005						
1/6/2017		<0.0005					
2/9/2017			<0.0005				
3/14/2017	<0.0005	<0.0005					
3/23/2017			<0.0005				
5/16/2017	<0.0005	<0.0005					
5/17/2017			<0.0005				
9/15/2017	<0.0005	<0.0005					
9/19/2017			<0.0005				
3/12/2018	<0.0005	<0.0005					
3/13/2018			<0.0005				
9/6/2018	<0.0005	<0.0005	<0.0005				
3/6/2019		<0.0005					
3/7/2019	<0.0005		<0.0005				
9/4/2019	<0.0005	<0.0005	<0.0005				
3/2/2020	<0.0005	<0.0005	<0.0005				
9/3/2020		<0.0005	<0.0005				
9/14/2020	<0.0005						
2/24/2021		<0.0005	<0.0005				
3/26/2021	<0.0005						
7/27/2021	<0.0005						
7/28/2021		<0.0005	<0.0005				
1/25/2022			<0.0005				
1/26/2022	<0.0005	<0.0005					
8/5/2022			<0.0005				
8/8/2022	<0.0005	<0.0005					
2/8/2023	<0.0005	<0.0005	<0.0005				
6/21/2023				<0.0005			
8/2/2023		<0.0005	<0.0005				

ND substitution: RL or RL/2 if <15% NDs.

Time Series

Constituent: Thallium (mg/L) Analysis Run 5/1/2026 4:04 PM

Plant Bowen Client: Southern Company Data: Bowen LF 3-8

	GWC-36RA	GWC-37	GWC-38	GWC-57	GWC-25	GWC-31S	GWC-58
8/3/2023	<0.0005						
8/8/2023				<0.0005			
10/10/2023				<0.0005			
12/13/2023				<0.0005			
2/13/2024	<0.0005	<0.0005	<0.0005				
3/4/2024				<0.0005			
4/24/2024				<0.0005			
6/13/2024				<0.0005			
7/30/2024	<0.0005	<0.0005	<0.0005				
8/27/2024				<0.0005			
2/19/2025	<0.0005	<0.0005	<0.0005				
3/4/2025				<0.0005			
8/15/2025				<0.0005			
8/21/2025	<0.0005		<0.0005				
8/27/2025		<0.0005					
2/12/2026	<0.0005	<0.0005	<0.0005				
2/16/2026					<0.0005		
3/2/2026				<0.0005		<0.0005	<0.0005

ND substitution: RL or RL/2 if <15% NDs.

Time Series

Constituent: Vanadium (mg/L) Analysis Run 5/1/2026 4:04 PM

Plant Bowen Client: Southern Company Data: Bowen LF 3-8

	GWA-1 (bg)	GWA-2 (bg)	GWA-2R (bg)	GWA-3A (bg)	GWA-4RZ (bg)	GWA-39RZ (bg)	GWA-39Z (bg)
8/23/2007	<0.005	<0.005	<0.005	<0.005			
10/23/2007	<0.005						
10/24/2007		<0.005	<0.005				
11/2/2007				<0.005			
11/18/2007	<0.005	0.0051	<0.005	0.0046			
1/30/2008	<0.005						
1/31/2008		<0.005	0.0078	<0.005			
3/10/2008	<0.005		<0.005				
3/11/2008		0.0032		<0.005			
5/6/2008		<0.005					
5/13/2008	<0.005		<0.005				
5/14/2008				<0.005			
12/4/2008		0.016 (O)	<0.005				
12/5/2008	<0.005			<0.005			
4/15/2009	<0.005			<0.005			
4/21/2009		0.005	0.0036				
5/20/2009					0.0052		
10/7/2009	0.0099	<0.005					
10/8/2009			<0.005	<0.005			
10/19/2009					<0.005		
4/21/2010			<0.005				
4/26/2010		<0.005					
4/27/2010					<0.005		
4/28/2010				<0.005			
5/3/2010	<0.005						
9/28/2010			<0.005				
10/4/2010		0.0025			0.01		
10/6/2010				<0.005			
10/12/2010	<0.005						
4/12/2011			<0.005				
4/13/2011		<0.005					
4/14/2011					<0.005		
4/21/2011				<0.005			
4/27/2011	<0.005						
10/4/2011			<0.005				
10/5/2011		<0.005			<0.005		
10/13/2011				<0.005			
10/17/2011	<0.005						
4/3/2012			<0.005				
4/11/2012		<0.005			<0.005		
5/1/2012				<0.005			
5/2/2012	<0.005						
10/2/2012					0.0053		
10/8/2012	<0.005						
10/9/2012		<0.005	<0.005	<0.005			
4/11/2013			<0.005	<0.005	<0.005		
4/12/2013	<0.005						
4/15/2013		<0.005					
10/15/2013		<0.005					
10/16/2013	<0.005		<0.005	<0.005			
10/21/2013					<0.005		
4/10/2014			0.0012 (J)				

ND substitution: RL or RL/2 if <15% NDs.

Time Series

Constituent: Vanadium (mg/L) Analysis Run 5/1/2026 4:04 PM

Plant Bowen Client: Southern Company Data: Bowen LF 3-8

	GWA-1 (bg)	GWA-2 (bg)	GWA-2R (bg)	GWA-3A (bg)	GWA-4RZ (bg)	GWA-39RZ (bg)	GWA-39Z (bg)
4/11/2014	<0.005						
4/22/2014		<0.005					
4/23/2014				<0.005	<0.005		
9/30/2014	<0.005	<0.005	<0.005				
10/4/2014				<0.005	0.0089		
3/30/2015	0.0067	0.0016 (J)	<0.005				
3/31/2015				0.0023 (J)	0.0025 (J)		
10/11/2015					0.0019 (J)		
10/12/2015				<0.005			
10/13/2015	<0.005	<0.005	<0.005				
3/14/2016							<0.005
3/22/2016	0.00214 (J)						
3/23/2016		<0.005	<0.005	<0.005			
5/11/2016							<0.005
7/19/2016							<0.005
7/29/2016	<0.005	<0.005	<0.005	<0.005			
9/15/2016							<0.005
11/2/2016							<0.005
1/18/2017							<0.005
2/21/2017						<0.005	
3/27/2017						<0.005	
3/28/2017							<0.005
3/30/2017	<0.005	<0.005		<0.005			
4/3/2017			<0.005				
4/7/2017					<0.005		
9/26/2017							<0.005
9/29/2017						<0.005	
10/2/2017	<0.005	<0.005	<0.005				
10/3/2017					<0.005		
10/4/2017				<0.005			
3/14/2018							<0.005
3/16/2018	<0.005		<0.005			<0.005	
3/19/2018		<0.005		<0.005			
3/21/2018					<0.005		
9/12/2018							<0.005
9/14/2018		<0.005	<0.005			<0.005	
9/17/2018	<0.005			<0.005			
9/18/2018					<0.005		
3/14/2019						<0.005	
3/15/2019							<0.005
3/19/2019			<0.005				
3/20/2019	<0.005	<0.005		<0.005			
3/21/2019					<0.005		
9/9/2019							<0.005
9/11/2019						0.00086 (J)	
9/12/2019	<0.005	<0.005					
9/13/2019			0.001 (J)	<0.005	0.00084 (J)		
3/9/2020						<0.005	<0.005
3/11/2020	<0.005	<0.005	0.00084 (J)	<0.005			
3/12/2020					<0.005		
9/10/2020							<0.005
9/15/2020	<0.005	<0.005	<0.005				

ND substitution: RL or RL/2 if <15% NDs.

Time Series

Constituent: Vanadium (mg/L) Analysis Run 5/1/2026 4:04 PM

Plant Bowen Client: Southern Company Data: Bowen LF 3-8

	GWA-1 (bg)	GWA-2 (bg)	GWA-2R (bg)	GWA-3A (bg)	GWA-4RZ (bg)	GWA-39RZ (bg)	GWA-39Z (bg)
9/16/2020						<0.005	
9/17/2020					<0.005		
3/12/2021							<0.005
3/16/2021	<0.005		<0.005		<0.005	<0.005	
3/17/2021		<0.005					
3/29/2021				<0.005			
8/4/2021							<0.005
8/6/2021						<0.005	
8/9/2021	<0.005	<0.005	<0.005	<0.005			
8/10/2021					<0.005		
1/31/2022							<0.005
2/1/2022	<0.005	<0.005	<0.005				
2/2/2022				<0.005		<0.005	
2/3/2022					<0.005		
8/10/2022							<0.005
8/16/2022	<0.005	<0.005	<0.005	<0.005		<0.005	
8/17/2022					<0.005		
2/13/2023							<0.005
2/14/2023						<0.005	
2/16/2023	<0.005	<0.005	<0.005				
2/17/2023				<0.005	<0.005		
7/25/2023						<0.005	
7/26/2023							<0.005
7/27/2023	<0.005	<0.005	<0.005				
7/28/2023					<0.005		
8/1/2023				<0.005			
2/19/2024						0.001 (J)	<0.005
2/22/2024	<0.005	<0.005		<0.005			
2/26/2024			<0.005				
2/27/2024					<0.005		
8/1/2024						<0.005	<0.005
8/6/2024			0.0015 (J)				
8/7/2024	<0.005	<0.005					
8/8/2024				<0.005	<0.005		
2/25/2025							<0.005
2/26/2025				<0.005		<0.005	
2/27/2025	<0.005	<0.005	<0.005				
2/28/2025					<0.005		
8/28/2025						<0.005	<0.005
9/2/2025	<0.005	<0.005	<0.005	<0.005			
9/3/2025					<0.005		
2/17/2026				<0.005			
2/18/2026	0.0012 (J)	<0.005	<0.005		<0.005	<0.005	<0.005

ND substitution: RL or RL/2 if <15% NDs.

Time Series

Constituent: Vanadium (mg/L) Analysis Run 5/1/2026 4:04 PM

Plant Bowen Client: Southern Company Data: Bowen LF 3-8

	GWA-40 (bg)	GWA-41 (bg)	GWA-41R (bg)	GWA-42 (bg)	GWA-43 (bg)	GWA-43R (bg)	GWA-50 (bg)
12/12/2008							<0.005
4/23/2009							<0.005
10/6/2009							<0.005
4/27/2010							<0.005
9/30/2010							<0.005
4/14/2011							<0.005
10/5/2011							<0.005
4/11/2012							<0.005
10/2/2012							<0.005
4/9/2013							<0.005
10/15/2013							<0.005
4/10/2014							<0.005
10/1/2014							<0.005
3/30/2015							<0.005
10/11/2015							<0.005
3/11/2016				<0.005	0.00204 (J)	0.00202 (J)	
3/15/2016	<0.005	<0.005	<0.005				
3/28/2016							<0.005
5/11/2016	<0.005						
5/12/2016		<0.005					
5/13/2016			<0.005		<0.005	<0.005	
5/16/2016				<0.005			
7/19/2016					<0.005	<0.005	
7/20/2016		<0.005					
7/21/2016	<0.005		<0.005				
7/22/2016				<0.005			
8/1/2016							<0.005
9/15/2016	<0.005	<0.005					
9/16/2016					<0.005	<0.005	
9/19/2016				<0.005			
9/21/2016			<0.005				
11/2/2016					<0.005	<0.005	
11/3/2016	<0.005	<0.005	<0.005	<0.005			
1/17/2017	<0.005		<0.005	<0.005			
1/18/2017		<0.005			<0.005	<0.005	
3/24/2017	<0.005	<0.005					
3/27/2017			<0.005	<0.005			
3/28/2017					<0.005	<0.005	
4/7/2017							<0.005
9/22/2017					<0.005	<0.005	
9/25/2017		<0.005	<0.005				
9/26/2017	<0.005			<0.005			
10/2/2017							<0.005
3/14/2018	<0.005	<0.005	<0.005	<0.005	<0.005		
3/15/2018						<0.005	
3/16/2018							<0.005
9/12/2018	<0.005	<0.005	<0.005		<0.005	<0.005	
9/14/2018				<0.005			
9/17/2018							<0.005
3/13/2019	<0.005				<0.005	<0.005	
3/14/2019		<0.005	<0.005	<0.005			
3/19/2019							<0.005

ND substitution: RL or RL/2 if <15% NDs.

Time Series

Constituent: Vanadium (mg/L) Analysis Run 5/1/2026 4:04 PM

Plant Bowen Client: Southern Company Data: Bowen LF 3-8

	GWA-40 (bg)	GWA-41 (bg)	GWA-41R (bg)	GWA-42 (bg)	GWA-43 (bg)	GWA-43R (bg)	GWA-50 (bg)
9/9/2019	<0.005						
9/10/2019		<0.005	<0.005	<0.005			
9/11/2019					<0.005	<0.005	
9/13/2019							<0.005
3/6/2020		<0.005		<0.005			
3/9/2020	<0.005		<0.005		<0.005	0.00074 (J)	
3/11/2020							<0.005
9/10/2020		<0.005	<0.005	<0.005			
9/11/2020	<0.005				<0.005		
9/14/2020						<0.005	
9/16/2020							<0.005
3/10/2021	<0.005		<0.005				
3/11/2021		<0.005		<0.005	<0.005	<0.005	
3/17/2021							<0.005
8/4/2021	<0.005	<0.005	<0.005	<0.005			
8/5/2021						<0.005	
8/6/2021					<0.005		
8/9/2021							<0.005
1/31/2022	<0.005	<0.005	<0.005	<0.005	<0.005	<0.005	
2/1/2022							<0.005
8/10/2022				<0.005		<0.005	
8/11/2022		<0.005	<0.005		<0.005		
8/12/2022	<0.005						
8/16/2022							<0.005
2/13/2023	<0.005	<0.005	<0.005	<0.005		<0.005	
2/14/2023					<0.005		
2/16/2023							<0.005
7/25/2023		<0.005	<0.005		<0.005	<0.005	
7/26/2023	<0.005			<0.005			
7/28/2023							<0.005
2/19/2024	<0.005	<0.005	0.001 (J)				
2/20/2024				0.0015 (J)	0.0017 (J)	0.0016 (J)	
2/22/2024							<0.005
8/1/2024	<0.005	<0.005	<0.005	<0.005			
8/2/2024					<0.005	<0.005	
8/8/2024							<0.005
2/25/2025	<0.005	<0.005	<0.005	<0.005	<0.005	<0.005	
2/27/2025							<0.005
8/27/2025	<0.005		<0.005				
8/28/2025		<0.005		<0.005	<0.005	<0.005	
9/2/2025							<0.005
2/16/2026	<0.005	<0.005	<0.005	<0.005	<0.005	<0.005	
2/17/2026							<0.005

ND substitution: RL or RL/2 if <15% NDs.

Time Series

Constituent: Vanadium (mg/L) Analysis Run 5/1/2026 4:04 PM

Plant Bowen Client: Southern Company Data: Bowen LF 3-8

	GWA-50R (bg)	GWA-51RZ (bg)	GWA-52 (bg)	GWA-53 (bg)	GWA-53R (bg)	GWA-54 (bg)	GWA-55 (bg)
12/12/2008	<0.005						
4/23/2009	0.0065						
10/6/2009	0.0026						
5/3/2010	0.0028						
10/11/2010	0.0035						
4/27/2011	0.0047						
10/19/2011	<0.005						
5/1/2012	<0.005						
10/2/2012	<0.005						
4/10/2013	<0.005						
10/16/2013	<0.005						
4/22/2014	0.0038 (J)						
10/1/2014	<0.005						
3/30/2015	0.0032 (J)						
5/8/2015		<0.01	<0.01		<0.01		
5/9/2015				<0.01		0.0018 (J)	<0.01
5/17/2015		0.0044 (J)	<0.01		<0.01		
5/18/2015				<0.01		0.0014 (J)	0.0014 (J)
5/25/2015		0.0025 (J)	<0.01	<0.01	<0.01	<0.01	
5/26/2015							<0.01
6/8/2015		0.0042 (J)	0.0012 (J)	<0.01	<0.01		
6/9/2015						<0.01	<0.01
6/17/2015				<0.01		0.0015 (J)	<0.01
6/18/2015		0.0056	<0.01		<0.01		
6/24/2015		0.016	<0.01	<0.01	<0.01		
6/25/2015						<0.01	<0.01
6/30/2015		0.013	<0.01	<0.01	<0.01		
7/1/2015						<0.01	<0.01
7/6/2015		0.012	0.0011 (J)	<0.01	<0.01		
7/7/2015						<0.01	<0.01
8/12/2015		0.0279 (JO)	0.000519 (J)	0.000525 (J)	0.000172 (J)	0.000656 (J)	0.000246 (J)
8/13/2015							0.000246 (J)
10/11/2015	<0.005						
12/8/2015		0.0085					
2/29/2016			<0.01				
3/2/2016				<0.01	<0.01	<0.01	<0.01
3/28/2016	<0.005						
7/7/2016		<0.01					
7/8/2016			<0.01	<0.01		<0.01	
7/11/2016					<0.01		<0.01
8/1/2016	<0.005						
3/15/2017		<0.01	<0.01			<0.01	
3/16/2017				<0.01	<0.01		<0.01
4/3/2017	<0.005						
9/15/2017			<0.01			<0.01	<0.01
9/19/2017		<0.01		<0.01	<0.01		
10/2/2017	<0.005						
3/12/2018							<0.01
3/13/2018		<0.01	<0.01	<0.01	<0.01	<0.01	
3/16/2018	<0.005						
9/6/2018			<0.01			<0.01	
9/7/2018		<0.01					<0.01

ND substitution: RL or RL/2 if <15% NDs.

Time Series

Constituent: Vanadium (mg/L) Analysis Run 5/1/2026 4:04 PM

Plant Bowen Client: Southern Company Data: Bowen LF 3-8

	GWA-50R (bg)	GWA-51RZ (bg)	GWA-52 (bg)	GWA-53 (bg)	GWA-53R (bg)	GWA-54 (bg)	GWA-55 (bg)
9/11/2018				<0.01	<0.01		
9/18/2018	<0.005						
3/7/2019			<0.01			<0.01	
3/8/2019		<0.01		<0.01			<0.01
3/12/2019					<0.01		
3/19/2019	<0.005						
9/4/2019			<0.01				
9/5/2019		<0.01		<0.01	<0.01	<0.01	<0.01
9/12/2019	<0.005						
3/2/2020			<0.01				
3/3/2020		0.00091 (J)				<0.01	<0.01
3/4/2020				<0.01	<0.01		
3/11/2020	<0.005						
9/3/2020			<0.01				
9/4/2020							<0.01
9/8/2020				<0.01	<0.01	<0.01	
9/9/2020		<0.01					
9/15/2020	<0.005						
2/24/2021			<0.01				
2/25/2021		<0.01				<0.01	<0.01
2/26/2021				<0.01	<0.01		
3/17/2021	<0.005						
7/27/2021			<0.01			<0.01	
7/28/2021		<0.01					<0.01
7/29/2021				<0.01	<0.01		
8/9/2021	<0.005						
1/25/2022			<0.01			<0.01	
1/26/2022		<0.01		<0.01	<0.01		<0.01
2/2/2022	<0.005						
8/5/2022			<0.01			<0.01	
8/8/2022				<0.01	<0.01		<0.01
8/9/2022		<0.01					
8/17/2022	<0.005						
2/16/2023	<0.005						
7/28/2023	<0.005						
2/22/2024	<0.005						
8/8/2024	<0.005						
2/28/2025	<0.005						
9/2/2025	<0.005						
2/17/2026	<0.005						

ND substitution: RL or RL/2 if <15% NDs.

Time Series

Constituent: Vanadium (mg/L) Analysis Run 5/1/2026 4:04 PM

Plant Bowen Client: Southern Company Data: Bowen LF 3-8

	GWA-55R (bg)	GWA-56 (bg)	GWC-16R	GWC-17R	GWC-18	GWC-18R	GWC-19R
9/16/2014			0.0019 (J)				
9/17/2014				<0.005	<0.005	0.001 (J)	<0.005
10/4/2014			0.00088 (J)	<0.005	<0.005	<0.005	<0.005
10/21/2014			0.00089 (J)	<0.005	<0.005	0.00084 (J)	<0.005
11/5/2014					<0.005		<0.005
11/11/2014			<0.005	0.0012 (J)		<0.005	
3/3/2015			0.00093 (J)	<0.005	<0.005	<0.005	<0.005
3/18/2015			<0.005	<0.005	<0.005	<0.005	
3/19/2015							<0.005
4/6/2015			<0.005	<0.005			
4/7/2015					<0.005	<0.005	<0.005
4/23/2015			<0.005	<0.005	<0.005	<0.005	
4/24/2015							<0.005
5/9/2015	<0.01	<0.01					
5/18/2015	0.0017 (J)						
5/19/2015		0.0015 (J)					
5/26/2015	<0.01	<0.01					
6/9/2015	0.0033 (J)	<0.01					
6/17/2015	<0.01	<0.01					
6/25/2015	<0.01	<0.01					
7/1/2015	0.0031 (J)	<0.01					
7/7/2015	<0.01	<0.01					
7/29/2015			<0.005	<0.005	<0.005	<0.005	<0.005
8/12/2015	0.000187 (J)	0.000497 (J)					
8/13/2015	0.000187 (J)	0.000497 (J)					
3/3/2016	<0.01	<0.01	<0.005				
3/4/2016				<0.005			
3/7/2016					<0.005	<0.005	<0.005
7/11/2016	<0.01	<0.01					
7/13/2016			0.0021 (J)		<0.005	<0.005	
7/14/2016				<0.005			<0.005
3/15/2017		<0.01					
3/16/2017	<0.01						
3/20/2017			0.0019 (J)			<0.005	
3/21/2017				<0.005			<0.005
3/23/2017					<0.005		
9/15/2017		<0.01					
9/18/2017	<0.01						
9/20/2017							<0.005
9/21/2017			<0.005			<0.005	
9/22/2017				<0.005			
9/25/2017					<0.005		
3/12/2018	<0.01						
3/13/2018		<0.01					
3/14/2018			<0.005	<0.005	<0.005	<0.005	<0.005
9/7/2018	<0.01	<0.01	<0.005			<0.005	
9/10/2018							<0.005
9/11/2018				<0.005	<0.005		
3/7/2019	<0.01	<0.01					
3/11/2019			<0.005				
3/12/2019				<0.005	<0.005	<0.005	<0.005
9/4/2019		<0.01					

ND substitution: RL or RL/2 if <15% NDs.

Time Series

Constituent: Vanadium (mg/L) Analysis Run 5/1/2026 4:04 PM

Plant Bowen Client: Southern Company Data: Bowen LF 3-8

	GWA-55R (bg)	GWA-56 (bg)	GWC-16R	GWC-17R	GWC-18	GWC-18R	GWC-19R
9/5/2019	<0.01						
9/6/2019						<0.005	
9/9/2019			0.00091 (J)		0.00078 (J)		0.00081 (J)
9/10/2019				<0.005			
3/4/2020	<0.01	<0.01	0.0023 (J)				0.00096 (J)
3/5/2020				<0.005		<0.005	
3/6/2020					<0.005		
9/4/2020	<0.01	<0.01					
9/9/2020			<0.005	<0.005	<0.005	<0.005	<0.005
2/25/2021	<0.01	<0.01					
2/26/2021					<0.005	<0.005	<0.005
3/9/2021			0.003 (J)				
3/10/2021				<0.005			
7/28/2021	<0.01	<0.01					
7/29/2021					<0.005	<0.005	
7/30/2021			0.0022 (J)	<0.005			
8/3/2021							<0.005
1/26/2022		<0.01					
1/27/2022	<0.01					<0.005	<0.005
1/28/2022			<0.005	<0.005	<0.005		
8/5/2022		<0.01					
8/8/2022	<0.01						
8/9/2022							<0.005
8/10/2022					<0.005	<0.005	
8/11/2022			<0.005	<0.005			
2/9/2023					<0.005	<0.005	<0.005
2/10/2023			0.003 (J)	<0.005			
8/3/2023				<0.005	<0.005		
8/4/2023			<0.005			<0.005	<0.005
2/14/2024					<0.005	<0.005	0.00078 (J)
2/15/2024			0.0023 (J)	<0.005			
7/31/2024			<0.005	<0.005	<0.005	0.00087 (J)	0.001 (J)
2/19/2025						<0.005	
2/20/2025					<0.005		<0.005
2/25/2025			<0.005	<0.005			
8/21/2025			<0.005				
8/22/2025				<0.005		<0.005	
8/26/2025					<0.005		
8/27/2025							<0.005
2/12/2026					<0.005	<0.005	<0.005
2/13/2026			<0.005	<0.005			

ND substitution: RL or RL/2 if <15% NDs.

Time Series

Constituent: Vanadium (mg/L) Analysis Run 5/1/2026 4:04 PM

Plant Bowen Client: Southern Company Data: Bowen LF 3-8

	GWC-20R	GWC-21R	GWC-22R	GWC-23R	GWC-24R	GWC-25R	GWC-26
9/16/2014					0.0012 (J)	<0.005	
9/18/2014	<0.005	<0.005	<0.005	<0.005			
10/4/2014					<0.005	<0.005	
10/5/2014	<0.005	<0.005	<0.005	<0.005			
10/22/2014	<0.005	<0.005	<0.005	0.00083 (J)			
10/23/2014					<0.005	<0.005	
11/5/2014	<0.005	<0.005	<0.005	0.0014 (J)			
11/10/2014					<0.005	<0.005	
3/4/2015	<0.005	<0.005	<0.005	<0.005	<0.005	<0.005	
3/19/2015	0.0012 (J)	<0.005	<0.005				
3/20/2015				<0.005	<0.005	<0.005	
4/7/2015	<0.005						
4/8/2015		<0.005	<0.005	0.0017 (J)	0.0012 (J)		
4/9/2015						<0.005	
4/23/2015				<0.005	<0.005	<0.005	
4/24/2015	<0.005	<0.005	<0.005				
7/30/2015	<0.005	<0.005	<0.005	<0.005	<0.005	<0.005	
3/4/2016					<0.005		
3/7/2016			<0.005				
3/8/2016	<0.005	<0.005				<0.005	
3/9/2016				<0.005			
7/12/2016					0.002 (J)		
7/14/2016	<0.005		<0.005				
7/15/2016		<0.005		<0.005			
7/18/2016						<0.005	
3/16/2017						<0.005	
3/20/2017			<0.005		<0.005		
3/21/2017		<0.005					
3/22/2017	<0.005			<0.005			
9/19/2017	<0.005	<0.005	<0.005		0.0012 (J)	<0.005	
9/21/2017				<0.005			
3/13/2018			<0.005		<0.005	<0.005	
3/14/2018	<0.005	<0.005		<0.005			
9/7/2018			<0.005				
9/10/2018	<0.005	<0.005					
9/11/2018				<0.005	<0.005	<0.005	
3/8/2019					<0.005	<0.005	
3/11/2019		<0.005	<0.005				
3/12/2019	<0.005			<0.005			
9/5/2019			0.00094 (J)		0.0012 (J)	<0.005	
9/6/2019	<0.005	0.0012 (J)		0.0011 (J)			
3/3/2020		0.00085 (J)	<0.005		0.0011 (J)	<0.005	
3/5/2020	<0.005			0.00071 (J)			
9/4/2020	<0.005					<0.005	
9/8/2020		<0.005	<0.005				
9/9/2020				<0.005	<0.005		
3/9/2021	<0.005	<0.005	<0.005		<0.005	<0.005	
3/10/2021				<0.005			
7/29/2021					<0.005		
7/30/2021				<0.005			
8/2/2021	<0.005	<0.005	<0.005			<0.005	
1/27/2022	<0.005		<0.005			<0.005	

ND substitution: RL or RL/2 if <15% NDs.

Time Series

Constituent: Vanadium (mg/L) Analysis Run 5/1/2026 4:04 PM

Plant Bowen Client: Southern Company Data: Bowen LF 3-8

	GWC-20R	GWC-21R	GWC-22R	GWC-23R	GWC-24R	GWC-25R	GWC-26
1/28/2022		<0.005		<0.005	<0.005		
8/9/2022	<0.005				<0.005	<0.005	
8/10/2022		<0.005	<0.005				
8/11/2022				<0.005			
2/9/2023		<0.005	<0.005		<0.005	<0.005	
2/10/2023	<0.005			<0.005			
6/20/2023							<0.005
8/3/2023	<0.005		<0.005	<0.005	<0.005	<0.005	
8/4/2023		<0.005					
8/7/2023							<0.005
10/12/2023							0.0011 (J)
12/12/2023							<0.005
2/15/2024	<0.005	0.00098 (J)	<0.005		<0.005		
2/16/2024				0.00081 (J)		0.00081 (J)	
2/29/2024							<0.005
4/23/2024							<0.005
6/12/2024							<0.005
7/31/2024			0.00089 (J)	0.0014 (J)	0.0016 (J)	0.00088 (J)	
8/1/2024	<0.005						
8/2/2024		<0.005					
8/27/2024							<0.005
2/20/2025	<0.005		<0.005				
2/24/2025					<0.005		
2/25/2025		<0.005		<0.005		<0.005	
3/4/2025							<0.005
8/15/2025							<0.005
8/18/2025						<0.005	
8/21/2025				<0.005			
8/22/2025		<0.005					
8/26/2025	<0.005		<0.005		<0.005		
2/12/2026	0.0012 (J)				0.0018 (J)		
2/13/2026			0.0012 (J)	<0.005		<0.005	
2/17/2026		<0.005					
2/24/2026							<0.005

ND substitution: RL or RL/2 if <15% NDs.

Time Series

Constituent: Vanadium (mg/L) Analysis Run 5/1/2026 4:04 PM

Plant Bowen Client: Southern Company Data: Bowen LF 3-8

	GWC-27	GWC-27R	GWC-28	GWC-29	GWC-29R	GWC-30	GWC-31
6/20/2023			<0.005				
6/23/2023	<0.005	<0.005					<0.005
6/26/2023				<0.005			
6/27/2023					<0.005	<0.005	
8/7/2023	<0.005	<0.005		<0.005			
8/8/2023			<0.005				
8/9/2023						<0.005	<0.005
8/10/2023					<0.005		
10/11/2023				0.00077 (J)			<0.005
10/12/2023	0.00083 (J)	0.0013 (J)	<0.005				
10/13/2023					0.00081 (J)	0.0012 (J)	
12/12/2023	<0.005	0.00094 (J)	<0.005	<0.005			<0.005
12/13/2023					0.0021 (J)	0.0017 (J)	
2/29/2024	<0.005	<0.005		<0.005			
3/1/2024					<0.005	<0.005	<0.005
3/4/2024			<0.005				
4/23/2024	<0.005	<0.005		<0.005			<0.005
4/24/2024			<0.005		<0.005	<0.005	
6/11/2024				<0.005			
6/12/2024	<0.005		<0.005		<0.005	<0.005	<0.005
6/13/2024		<0.005					
8/26/2024	<0.005	<0.005		<0.005			<0.005
8/27/2024			<0.005		<0.005	<0.005	
3/4/2025	<0.005	<0.005					
3/5/2025				<0.005		<0.005	<0.005
3/6/2025			<0.005		<0.005		
8/18/2025		<0.005		<0.005			
8/19/2025			<0.005		<0.005	<0.005	
8/20/2025	<0.005						<0.005
2/25/2026							<0.005
2/26/2026				<0.005	<0.005		
2/27/2026						<0.005	
3/2/2026	<0.005	<0.005	<0.005				

ND substitution: RL or RL/2 if <15% NDs.

Time Series

Constituent: Vanadium (mg/L) Analysis Run 5/1/2026 4:04 PM

Plant Bowen Client: Southern Company Data: Bowen LF 3-8

	GWC-31R	GWC-32	GWC-33R	GWC-34	GWC-34R	GWC-35	GWC-36A
4/6/2022							<0.005
8/8/2022							<0.005
2/8/2023							<0.005
6/21/2023			<0.005	<0.005	<0.005		
6/23/2023	<0.005						
6/26/2023		<0.005					
6/28/2023						<0.005	
8/2/2023							<0.005
8/7/2023				<0.005	<0.005		
8/8/2023			<0.005				
8/9/2023	<0.005	<0.005					
8/10/2023						<0.005	
10/10/2023				<0.005	<0.005		
10/11/2023	0.00089 (J)		0.00091 (J)			0.0014 (J)	
10/13/2023		<0.005					
12/12/2023	<0.005						
12/13/2023		<0.005	0.0008 (J)	<0.005	<0.005	<0.005	
2/13/2024							<0.005
2/29/2024		<0.005		<0.005	<0.005	<0.005	
3/4/2024	<0.005		<0.005				
4/23/2024	<0.005		<0.005				
4/24/2024		<0.005		<0.005	<0.005	<0.005	
6/11/2024	<0.005						
6/12/2024		<0.005					
6/13/2024			<0.005	<0.005	<0.005	<0.005	
7/30/2024							<0.005
8/26/2024	<0.005						
8/27/2024		<0.005	<0.005			<0.005	
8/28/2024				<0.005	<0.005		
2/19/2025							<0.005
3/5/2025	<0.005		<0.005			<0.005	
3/6/2025		<0.005					
8/15/2025						<0.005	
8/19/2025	<0.005		<0.005				
8/20/2025		<0.005					
8/21/2025							<0.005
9/4/2025				<0.005	<0.005		
2/12/2026							0.0023 (J)
2/24/2026						<0.005	
2/27/2026	<0.005						
3/2/2026		<0.005		<0.005	<0.005		
3/3/2026			<0.005				

ND substitution: RL or RL/2 if <15% NDs.

Time Series

Constituent: Vanadium (mg/L) Analysis Run 5/1/2026 4:04 PM

Plant Bowen Client: Southern Company Data: Bowen LF 3-8

	GWC-36RA	GWC-37	GWC-38	GWC-57	GWC-25	GWC-31S	GWC-58
9/15/2014	0.0073						
9/16/2014		<0.005	0.00085 (J)				
10/3/2014	<0.005	<0.005	0.00096 (J)				
10/20/2014	0.0045 (J)	<0.005	<0.005				
11/10/2014	<0.005	<0.005	0.00095 (J)				
3/2/2015	<0.005	<0.005	0.0041 (J)				
3/17/2015	<0.005	<0.005	0.0018 (J)				
4/5/2015	0.0014 (J)	<0.005					
4/6/2015			<0.005				
4/21/2015	0.0029 (J)						
4/22/2015		<0.005	<0.005				
7/28/2015	0.0031 (J)	<0.005	<0.005				
3/1/2016	<0.005	<0.005					
3/2/2016			<0.005				
7/6/2016	<0.005						
7/7/2016			<0.005				
7/8/2016		0.0028 (J)					
3/14/2017	<0.005	<0.005					
3/23/2017			<0.005				
9/15/2017	<0.005	<0.005					
9/19/2017			<0.005				
3/12/2018	<0.005	<0.005					
3/13/2018			<0.005				
9/6/2018	<0.005	<0.005	<0.005				
3/6/2019		<0.005					
3/7/2019	<0.005		<0.005				
9/4/2019	<0.005	0.00073 (J)	0.00076 (J)				
3/2/2020	<0.005	0.00074 (J)	0.0014 (J)				
9/3/2020		<0.005	<0.005				
9/14/2020	<0.005						
2/24/2021		<0.005	<0.005				
3/26/2021	<0.005						
7/27/2021	<0.005						
7/28/2021		<0.005	<0.005				
1/25/2022			<0.005				
1/26/2022	<0.005	<0.005					
8/5/2022			<0.005				
8/8/2022	<0.005	<0.005					
2/8/2023	<0.005	<0.005	<0.005				
6/21/2023				<0.005			
8/2/2023		<0.005	<0.005				
8/3/2023	<0.005						
8/8/2023				<0.005			
10/10/2023				<0.005			
12/13/2023				0.00077 (J)			
2/13/2024	<0.005	<0.005	<0.005				
3/4/2024				<0.005			
4/24/2024				<0.005			
6/13/2024				<0.005			
7/30/2024	<0.005	0.00083 (J)	0.0015 (J)				
8/27/2024				<0.005			
2/19/2025	<0.005	<0.005	<0.005				

ND substitution: RL or RL/2 if <15% NDs.

Time Series

Constituent: Vanadium (mg/L) Analysis Run 5/1/2026 4:04 PM

Plant Bowen Client: Southern Company Data: Bowen LF 3-8

	GWC-36RA	GWC-37	GWC-38	GWC-57	GWC-25	GWC-31S	GWC-58
3/4/2025				<0.005			
8/15/2025				<0.005			
8/21/2025	<0.005		<0.005				
8/27/2025		<0.005					
2/12/2026	0.0019 (J)	0.0022 (J)	0.0027 (J)				
2/16/2026					<0.005		
3/2/2026				<0.005		<0.005	<0.005

ND substitution: RL or RL/2 if <15% NDs.

Time Series

Constituent: Zinc (mg/L) Analysis Run 5/1/2026 4:04 PM

Plant Bowen Client: Southern Company Data: Bowen LF 3-8

	GWA-1 (bg)	GWA-2 (bg)	GWA-2R (bg)	GWA-3A (bg)	GWA-4RZ (bg)	GWA-39RZ (bg)	GWA-39Z (bg)
8/23/2007	0.032 (O)	0.0033	0.0079	0.066			
10/23/2007	0.0099						
10/24/2007		0.043 (O)	<0.01				
11/2/2007				0.055			
11/18/2007	0.0095	0.024	0.015	0.13			
1/30/2008	0.022 (O)						
1/31/2008		0.015	0.063	0.13			
3/10/2008	0.014		0.013				
3/11/2008		0.027		0.07			
5/6/2008		0.0032					
5/13/2008	0.0075		0.0072				
5/14/2008				0.12			
12/4/2008		0.081 (O)	0.011				
12/5/2008	0.0056			0.088			
4/15/2009	0.0033			0.068			
4/21/2009		0.0057	0.0041				
5/20/2009					0.013		
10/7/2009	0.061 (O)	<0.01					
10/8/2009			<0.01	0.075			
10/19/2009					0.0063		
4/21/2010			<0.01				
4/26/2010		<0.01					
4/27/2010					0.0048		
4/28/2010				0.071			
5/3/2010	0.0033						
9/28/2010			0.0081				
10/4/2010		0.0057			0.015		
10/6/2010				0.074			
10/12/2010	0.0041						
4/12/2011			0.0025				
4/13/2011		<0.01					
4/14/2011					0.003		
4/21/2011				0.047			
4/27/2011	<0.01						
10/4/2011			0.0027				
10/5/2011		<0.01			0.003		
10/13/2011				0.073			
10/17/2011	0.0046						
4/3/2012			<0.01				
4/11/2012		<0.01			<0.01		
5/1/2012				0.0652			
5/2/2012	<0.01						
10/2/2012					0.0082		
10/8/2012	0.0053						
10/9/2012		<0.01	0.0064	0.061			
4/11/2013			<0.01	0.053	0.0064		
4/12/2013	0.006						
4/15/2013		0.0038					
10/15/2013		0.0044					
10/16/2013	0.0048		<0.01	0.047			
10/21/2013					<0.01		
4/10/2014			0.0026				

ND substitution: RL or RL/2 if <15% NDs.

Time Series

Constituent: Zinc (mg/L) Analysis Run 5/1/2026 4:04 PM

Plant Bowen Client: Southern Company Data: Bowen LF 3-8

	GWA-1 (bg)	GWA-2 (bg)	GWA-2R (bg)	GWA-3A (bg)	GWA-4RZ (bg)	GWA-39RZ (bg)	GWA-39Z (bg)
4/11/2014	0.0033						
4/22/2014		0.0024 (J)					
4/23/2014				0.041	0.02		
9/30/2014	0.002 (J)	0.00076 (J)	0.0012 (J)				
10/4/2014				0.044	0.017		
3/30/2015	0.012	0.0024 (J)	0.013				
3/31/2015				0.12	0.0032		
10/11/2015					0.0039		
10/12/2015				0.053			
10/13/2015	0.011	0.0017 (J)	0.0043				
3/14/2016							<0.01
3/22/2016	0.00346 (J)						
3/23/2016		<0.01	<0.01	0.0532			
5/11/2016							0.00467 (J)
7/19/2016							0.0055 (J)
7/29/2016	0.0018 (J)	0.0023 (J)	0.0032 (J)	0.0446			
9/15/2016							0.0044 (J)
11/2/2016							0.0043 (J)
1/18/2017							0.0039 (J)
2/21/2017						0.0049 (J)	
3/27/2017						0.0034 (J)	
3/28/2017							0.0041 (J)
3/30/2017	0.0015 (J)	0.0016 (J)		0.0479			
4/3/2017			0.0017 (J)				
4/7/2017					0.0031 (J)		
9/26/2017							0.0029 (J)
9/29/2017						0.0012 (J)	
10/2/2017	<0.01	<0.01	<0.01				
10/3/2017					<0.01		
10/4/2017				0.0429			
3/14/2018							0.0062 (J)
3/16/2018	0.0061 (J)		<0.01			0.0042 (J)	
3/19/2018		<0.01		0.04			
3/21/2018					0.0034 (J)		
9/12/2018							0.0033 (J)
9/14/2018		0.0025 (J)	0.0028 (J)			0.0038 (J)	
9/17/2018	0.005 (J)			0.04			
9/18/2018					0.0058 (J)		
3/14/2019						0.0035 (J)	
3/15/2019							0.0023 (J)
3/19/2019			<0.01				
3/20/2019	<0.01	<0.01		0.028			
3/21/2019					0.0034 (J)		
9/9/2019							0.0047 (J)
9/11/2019						0.0085 (J)	
9/12/2019	0.0047 (J)	0.005 (J)					
9/13/2019			0.0078 (J)	0.036	0.0072 (J)		
3/9/2020						0.009 (J)	0.0035 (J)
3/11/2020	0.0035 (J)	0.0028 (J)	0.0038 (J)	0.031			
3/12/2020					0.0027 (J)		
9/10/2020							<0.01
9/15/2020	<0.01	<0.01	<0.01				

ND substitution: RL or RL/2 if <15% NDs.

Time Series

Constituent: Zinc (mg/L) Analysis Run 5/1/2026 4:04 PM

Plant Bowen Client: Southern Company Data: Bowen LF 3-8

	GWA-1 (bg)	GWA-2 (bg)	GWA-2R (bg)	GWA-3A (bg)	GWA-4RZ (bg)	GWA-39RZ (bg)	GWA-39Z (bg)
9/16/2020						<0.01	
9/17/2020					0.0047 (J)		
3/12/2021							0.0065 (J)
3/16/2021	0.0091 (J)		<0.01		<0.01	<0.01	
3/17/2021		<0.01					
3/29/2021				<0.01			
8/4/2021							<0.01
8/6/2021						<0.01	
8/9/2021	<0.01	<0.01	<0.01	<0.01			
8/10/2021					<0.01		
1/31/2022							<0.01
2/1/2022	<0.01	<0.01	<0.01				
2/2/2022				<0.01		<0.01	
2/3/2022					<0.01		
8/10/2022							<0.01
8/16/2022	<0.01	<0.01	<0.01	<0.01		<0.01	
8/17/2022					<0.01		
2/13/2023							<0.01
2/14/2023						<0.01	
2/16/2023	<0.01	<0.01	<0.01				
2/17/2023				<0.01	<0.01		
7/25/2023						<0.01	
7/26/2023							<0.01
7/27/2023	<0.01	0.011 (J)	<0.01				
7/28/2023					<0.01		
8/1/2023				<0.01			
2/19/2024						<0.01	<0.01
2/22/2024	<0.01	<0.01		<0.01			
2/26/2024			0.055				
2/27/2024					<0.01		
8/1/2024						<0.01	<0.01
8/6/2024			<0.01				
8/7/2024	<0.01	<0.01					
8/8/2024				<0.01	<0.01		
2/25/2025							<0.01
2/26/2025				<0.01		<0.01	
2/27/2025	<0.01	<0.01	<0.01				
2/28/2025					<0.01		
8/28/2025						<0.01	<0.01
9/2/2025	0.0028 (J)	<0.01	<0.01	<0.01			
9/3/2025					<0.01		
2/17/2026				0.0017 (J)			
2/18/2026	<0.01	<0.01	<0.01		0.0024 (J)	<0.01	<0.01

ND substitution: RL or RL/2 if <15% NDs.

Time Series

Constituent: Zinc (mg/L) Analysis Run 5/1/2026 4:04 PM

Plant Bowen Client: Southern Company Data: Bowen LF 3-8

	GWA-40 (bg)	GWA-41 (bg)	GWA-41R (bg)	GWA-42 (bg)	GWA-43 (bg)	GWA-43R (bg)	GWA-50 (bg)
12/12/2008							0.048 (O)
4/23/2009							0.0075
10/6/2009							0.0075
4/27/2010							0.0051
9/30/2010							0.0089
4/14/2011							0.0043
10/5/2011							0.0051
4/11/2012							<0.01
10/2/2012							0.006
4/9/2013							0.0034
10/15/2013							0.0042
4/10/2014							0.0035
10/1/2014							0.0019 (J)
3/30/2015							0.0032
10/11/2015							0.0048
3/11/2016				0.00862 (J)	0.0093 (J)	0.00722 (J)	
3/15/2016	<0.01	<0.01	0.00286 (J)				
3/28/2016							0.00282 (J)
5/11/2016	<0.01						
5/12/2016		<0.01					
5/13/2016			<0.01		0.00336 (J)	0.00666 (J)	
5/16/2016				0.00744 (J)			
7/19/2016					0.0015 (J)	0.0021 (J)	
7/20/2016		<0.01					
7/21/2016	0.0013 (J)		0.0016 (J)				
7/22/2016				0.0078 (J)			
8/1/2016							0.0014 (J)
9/15/2016	<0.01	0.0027 (J)					
9/16/2016					0.0023 (J)	<0.01	
9/19/2016				0.0162			
9/21/2016			<0.01				
11/2/2016					0.0047 (J)	0.0057 (J)	
11/3/2016	<0.01	<0.01	<0.01	0.011			
1/17/2017	<0.01		<0.01	0.0104			
1/18/2017		0.0027 (J)			<0.01	0.0022 (J)	
3/24/2017	0.0021 (J)	0.0016 (J)					
3/27/2017			0.003 (J)	0.0087 (J)			
3/28/2017					0.004 (J)	<0.01	
4/7/2017							0.0024 (J)
9/22/2017					0.0013 (J)	0.0014 (J)	
9/25/2017		<0.01	0.0023 (J)				
9/26/2017	0.0019 (J)			0.0094 (J)			
10/2/2017							0.0015 (J)
3/14/2018	0.0021 (J)	0.0025 (J)	0.0031 (J)	0.01	<0.01		
3/15/2018						0.0034 (J)	
3/16/2018							<0.01
9/12/2018	0.0023 (J)	0.0026 (J)	0.0028 (J)		0.0033 (J)	0.0032 (J)	
9/14/2018				0.0096 (J)			
9/17/2018							0.0033 (J)
3/13/2019	<0.01				0.0022 (J)	0.0023 (J)	
3/14/2019		<0.01	0.0021 (J)	0.01			
3/19/2019							<0.01

ND substitution: RL or RL/2 if <15% NDs.

Time Series

Constituent: Zinc (mg/L) Analysis Run 5/1/2026 4:04 PM

Plant Bowen Client: Southern Company Data: Bowen LF 3-8

	GWA-40 (bg)	GWA-41 (bg)	GWA-41R (bg)	GWA-42 (bg)	GWA-43 (bg)	GWA-43R (bg)	GWA-50 (bg)
9/9/2019	0.0058 (J)						
9/10/2019		0.0061 (J)	0.0075 (J)	0.014			
9/11/2019					0.0065 (J)	0.0053 (J)	
9/13/2019							0.0061 (J)
3/6/2020		0.0027 (J)		0.012			
3/9/2020	0.002 (J)		0.0024 (J)		0.002 (J)	0.0022 (J)	
3/11/2020							0.0025 (J)
9/10/2020		<0.01	<0.01	0.0073 (J)			
9/11/2020	<0.01				<0.01		
9/14/2020						<0.01	
9/16/2020							<0.01
3/10/2021	<0.01		<0.01				
3/11/2021		<0.01		0.0089 (J)	<0.01	<0.01	
3/17/2021							<0.01
8/4/2021	<0.01	<0.01	<0.01	<0.02			
8/5/2021						<0.01	
8/6/2021					<0.01		
8/9/2021							<0.01
1/31/2022	<0.01	<0.01	<0.01	<0.02	<0.01	<0.01	
2/1/2022							<0.01
8/10/2022				0.0089 (J)		<0.01	
8/11/2022		<0.01	<0.01		<0.01		
8/12/2022	<0.01						
8/16/2022							<0.01
2/13/2023	<0.01	<0.01	<0.01	0.011 (J)		<0.01	
2/14/2023					<0.01		
2/16/2023							<0.01
7/25/2023		<0.01	<0.01		<0.01	<0.01	
7/26/2023	<0.01			<0.02			
7/28/2023							<0.01
2/19/2024	<0.01	<0.01	<0.01				
2/20/2024				0.0095 (J)	<0.01	<0.01	
2/22/2024							<0.01
8/1/2024	<0.01	<0.01	<0.01	0.01 (J)			
8/2/2024					<0.01	<0.01	
8/8/2024							<0.01
2/25/2025	<0.01	<0.01	0.0032 (J)	0.01 (J)	<0.01	<0.01	
2/27/2025							<0.01
8/27/2025	<0.01		<0.01				
8/28/2025		<0.01		0.0093 (J)	<0.01	<0.01	
9/2/2025							<0.01
2/16/2026	<0.01	<0.01	<0.01	0.01	0.0019 (J)	<0.01	
2/17/2026							0.0015 (J)

ND substitution: RL or RL/2 if <15% NDs.

Time Series

Constituent: Zinc (mg/L) Analysis Run 5/1/2026 4:04 PM

Plant Bowen Client: Southern Company Data: Bowen LF 3-8

	GWA-50R (bg)	GWA-51RZ (bg)	GWA-52 (bg)	GWA-53 (bg)	GWA-53R (bg)	GWA-54 (bg)	GWA-55 (bg)
12/12/2008	0.013						
4/23/2009	0.075 (O)						
10/6/2009	0.056 (O)						
5/3/2010	0.051 (O)						
10/11/2010	0.016						
4/27/2011	0.025 (O)						
10/19/2011	0.0078						
5/1/2012	<0.01						
10/2/2012	0.012						
4/10/2013	0.018						
10/16/2013	0.015						
4/22/2014	0.015						
10/1/2014	0.0038						
3/30/2015	0.0097						
5/8/2015		0.015	<0.02		0.0022 (J)		
5/9/2015				0.0023 (J)		<0.02	<0.02
5/17/2015		0.12 (O)	0.0017 (J)		<0.02		
5/18/2015				0.0034		0.0019 (J)	0.0016 (J)
5/25/2015		0.023	0.003	<0.02	0.0022 (J)	0.0022 (J)	
5/26/2015							<0.02
6/8/2015		0.016	0.0025	0.0015 (J)	0.0015 (J)		
6/9/2015						0.0015 (J)	0.0026
6/17/2015				<0.02		0.0035	0.0017 (J)
6/18/2015		0.016	0.0019 (J)		0.0026		
6/24/2015		0.022	0.0028	<0.02	0.0015 (J)		
6/25/2015						<0.02	<0.02
6/30/2015		0.017	<0.02	<0.02	0.0015 (J)		
7/1/2015						<0.02	<0.02
7/6/2015		0.01	<0.02	<0.02	<0.02		
7/7/2015						<0.02	<0.02
8/12/2015		0.0047 (J)	0.0033 (J)	0.004 (J)	0.0031 (J)	0.0015 (J)	
8/13/2015							0.002 (J)
10/11/2015	0.0024 (J)						
12/8/2015		<0.02					
2/29/2016			<0.02				
3/2/2016				0.0035 (J)	0.0028 (J)	<0.02	<0.02
3/28/2016	0.00703 (J)						
7/7/2016		0.0073 (J)					
7/8/2016			<0.02	<0.02		0.0029 (J)	
7/11/2016					<0.02		<0.02
8/1/2016	0.0019 (J)						
3/15/2017		<0.02	0.0013 (J)			0.0024 (J)	
3/16/2017				0.0029 (J)	0.0018 (J)		0.0015 (J)
4/3/2017	0.002 (J)						
9/15/2017			<0.02			0.0016 (J)	<0.02
9/19/2017		<0.02		0.0018 (J)	<0.02		
10/2/2017	0.0016 (J)						
3/12/2018							<0.02
3/13/2018		<0.02	<0.02	0.0021 (J)	<0.02	0.0023 (J)	
3/16/2018	0.0024 (J)						
9/6/2018			0.0027 (J)			0.0035 (J)	
9/7/2018		0.004 (J)					0.0028 (J)

ND substitution: RL or RL/2 if <15% NDs.

Time Series

Constituent: Zinc (mg/L) Analysis Run 5/1/2026 4:04 PM

Plant Bowen Client: Southern Company Data: Bowen LF 3-8

	GWA-50R (bg)	GWA-51RZ (bg)	GWA-52 (bg)	GWA-53 (bg)	GWA-53R (bg)	GWA-54 (bg)	GWA-55 (bg)
9/11/2018				0.0045 (J)	0.0035 (J)		
9/18/2018	0.0037 (J)						
3/7/2019			<0.02			<0.02	
3/8/2019		<0.02		<0.02			<0.02
3/12/2019					<0.02		
3/19/2019	<0.01						
9/4/2019			0.0045 (J)				
9/5/2019		0.0051 (J)		0.0064 (J)	0.0098 (J)	0.0048 (J)	0.0056 (J)
9/12/2019	0.0058 (J)						
3/2/2020			0.0024 (J)				
3/3/2020		0.0035 (J)				0.0024 (J)	0.005 (J)
3/4/2020				0.004 (J)	0.0027 (J)		
3/11/2020	0.0033 (J)						
9/3/2020			<0.02				
9/4/2020							<0.02
9/8/2020				<0.02	<0.02	<0.02	
9/9/2020		<0.02					
9/15/2020	<0.01						
2/24/2021			<0.02				
2/25/2021		<0.02				<0.02	<0.02
2/26/2021				<0.02	<0.02		
3/17/2021	<0.01						
7/27/2021			<0.02			<0.02	
7/28/2021		<0.02					<0.02
7/29/2021				0.01 (J)	<0.02		
8/9/2021	<0.01						
1/25/2022			<0.02			<0.02	
1/26/2022		<0.02		<0.02	<0.02		<0.02
2/2/2022	<0.01						
8/5/2022			<0.02			<0.02	
8/8/2022				<0.02	<0.02		<0.02
8/9/2022		<0.02					
8/17/2022	<0.01						
2/16/2023	<0.01						
7/28/2023	<0.01						
2/22/2024	<0.01						
8/8/2024	<0.01						
2/28/2025	<0.01						
9/2/2025	<0.01						
2/17/2026	0.0019 (J)						

ND substitution: RL or RL/2 if <15% NDs.

Time Series

Constituent: Zinc (mg/L) Analysis Run 5/1/2026 4:04 PM

Plant Bowen Client: Southern Company Data: Bowen LF 3-8

	GWA-55R (bg)	GWA-56 (bg)	GWC-16R	GWC-17R	GWC-18	GWC-18R	GWC-19R
9/16/2014			0.072				
9/17/2014				0.0028	0.0035	0.002 (J)	0.0026
10/4/2014			0.078	0.0038	0.0032	0.001 (J)	0.0034
10/21/2014			0.083	0.0043	0.0028	0.00082 (J)	0.0037
11/5/2014					0.004		0.0035
11/11/2014			0.082	0.0041		0.00076 (J)	
3/3/2015			0.078	0.0042	0.004	<0.01	0.0036
3/18/2015			0.075	0.0046	0.0024 (J)	0.0016 (J)	
3/19/2015							0.0035
4/6/2015			0.071	0.0043			
4/7/2015					0.0055	<0.01	0.0039
4/23/2015			0.072	0.0047	0.0035	<0.01	
4/24/2015							0.0034
5/9/2015	<0.02	<0.02					
5/18/2015	0.0033						
5/19/2015		0.0045					
5/26/2015	0.0022 (J)	0.0038					
6/9/2015	0.0082	0.0037					
6/17/2015	<0.02	0.0018 (J)					
6/25/2015	<0.02	<0.02					
7/1/2015	0.0064	<0.02					
7/7/2015	<0.02	<0.02					
7/29/2015			0.072	0.0039	0.0062	<0.01	0.0038
8/13/2015	0.0028 (J)	0.0017 (J)					
3/3/2016	<0.02	<0.02	0.0227				
3/4/2016				0.00623 (J)			
3/7/2016					0.00232 (J)	<0.01	0.00425 (J)
7/11/2016	<0.02	0.0018 (J)					
7/13/2016			0.0709		0.0031 (J)	0.0013 (J)	
7/14/2016				0.0111			<0.01
3/15/2017		0.0034 (J)					
3/16/2017	0.0054 (J)						
3/20/2017			0.0465			<0.01	
3/21/2017				0.0016 (J)			0.0028 (J)
3/23/2017					0.0025 (J)		
9/15/2017		<0.02					
9/18/2017	<0.02						
9/20/2017							0.0062 (J)
9/21/2017			0.0302			0.0018 (J)	
9/22/2017				0.0023 (J)			
9/25/2017					0.002 (J)		
3/12/2018	<0.02						
3/13/2018		0.0029 (J)					
3/14/2018			0.031	0.0021 (J)	0.0036 (J)	<0.01	<0.01
9/7/2018	0.0042 (J)	0.0027 (J)	0.019			0.0026 (J)	
9/10/2018							0.0051 (J)
9/11/2018				0.004 (J)	0.0038 (J)		
3/7/2019	<0.02	<0.02					
3/11/2019			0.024				
3/12/2019				0.0038 (J)	<0.01	<0.01	<0.01
9/4/2019		0.0052 (J)					
9/5/2019	0.0045 (J)						

ND substitution: RL or RL/2 if <15% NDs.

Time Series

Constituent: Zinc (mg/L) Analysis Run 5/1/2026 4:04 PM

Plant Bowen Client: Southern Company Data: Bowen LF 3-8

	GWA-55R (bg)	GWA-56 (bg)	GWC-16R	GWC-17R	GWC-18	GWC-18R	GWC-19R
9/6/2019						0.0046 (J)	
9/9/2019			0.029		0.0063 (J)		0.0062 (J)
9/10/2019				0.0055 (J)			
3/4/2020	0.0028 (J)	0.0029 (J)	0.015				0.0072 (J)
3/5/2020				0.0035 (J)		0.0024 (J)	
3/6/2020					0.0045 (J)		
9/4/2020	<0.02	<0.02					
9/9/2020			0.037	<0.01	<0.01	<0.01	<0.01
2/25/2021	<0.02	<0.02					
2/26/2021					<0.01	<0.01	<0.01
3/9/2021			0.025				
3/10/2021				<0.01			
7/28/2021	<0.02	<0.02					
7/29/2021					<0.01	0.015 (J)	
7/30/2021			0.032	<0.01			
8/3/2021							<0.01
1/26/2022		<0.02					
1/27/2022	<0.02					<0.01	<0.01
1/28/2022			0.026	<0.01	<0.01		
8/5/2022		<0.02					
8/8/2022	<0.02						
8/9/2022							<0.01
8/10/2022					<0.01	<0.01	
8/11/2022			0.036	<0.01			
2/9/2023					<0.01	<0.01	<0.01
2/10/2023			0.017 (J)	<0.01			
8/3/2023				<0.01	<0.01		
8/4/2023			0.036			<0.01	<0.01
2/14/2024					<0.01	<0.01	<0.01
2/15/2024			0.033	<0.01			
7/31/2024			0.034	<0.01	<0.01	<0.01	<0.01
2/19/2025						<0.01	
2/20/2025					<0.01		0.0055 (J)
2/25/2025			0.025	<0.01			
8/21/2025			0.044				
8/22/2025				<0.01		<0.01	
8/26/2025					<0.01		
8/27/2025							<0.01
2/12/2026					0.0015 (J)	<0.01	<0.01
2/13/2026			0.036	0.0018 (J)			

ND substitution: RL or RL/2 if <15% NDs.

Time Series

Constituent: Zinc (mg/L) Analysis Run 5/1/2026 4:04 PM

Plant Bowen Client: Southern Company Data: Bowen LF 3-8

	GWC-20R	GWC-21R	GWC-22R	GWC-23R	GWC-24R	GWC-25R	GWC-26
9/16/2014					0.00054 (J)	0.004	
9/18/2014	0.0023 (J)	0.0033	0.00089 (J)	0.0013 (J)			
10/4/2014					0.0008 (J)	0.0011 (J)	
10/5/2014	0.002 (J)	0.0036	0.0016 (J)	0.00085 (J)			
10/22/2014	0.0018 (J)	0.0038	0.0017 (J)	0.0014 (J)			
10/23/2014					<0.01	0.0011 (J)	
11/5/2014	0.0019 (J)	0.0046	0.0038	0.0022 (J)			
11/10/2014					<0.01	0.0028	
3/4/2015	0.0016 (J)	0.0029	0.002 (J)	0.0033	<0.01	<0.01	
3/19/2015	0.0025	0.0027	0.0025				
3/20/2015				0.002 (J)	<0.01	<0.01	
4/7/2015	0.0026						
4/8/2015		0.0039	0.0018 (J)	0.004	0.0016 (J)		
4/9/2015						<0.01	
4/23/2015				0.002 (J)	<0.01	<0.01	
4/24/2015	0.0017 (J)	0.0035	0.0016 (J)				
7/30/2015	0.0017 (J)	0.0027	<0.01	<0.01	<0.01	<0.01	
3/4/2016					0.00246 (J)		
3/7/2016			<0.01				
3/8/2016	0.00287 (J)	0.00526 (J)				0.00218 (J)	
3/9/2016				<0.01			
7/12/2016					<0.01		
7/14/2016	0.0013 (J)		<0.01				
7/15/2016		0.0054 (J)		0.0024 (J)			
7/18/2016						0.0024 (J)	
3/16/2017						0.0026 (J)	
3/20/2017			0.0075 (J)		<0.01		
3/21/2017		0.0043 (J)					
3/22/2017	<0.01			0.0021 (J)			
9/19/2017	0.0031 (J)	0.0022 (J)	<0.01		0.0028 (J)	<0.01	
9/21/2017				0.0034 (J)			
3/13/2018			<0.01		0.0068 (J)	<0.01	
3/14/2018	<0.01	0.0049 (J)		<0.01			
9/7/2018			0.0042 (J)				
9/10/2018	0.012	0.0049 (J)					
9/11/2018				0.0032 (J)	0.0038 (J)	0.0029 (J)	
3/8/2019					<0.01	<0.01	
3/11/2019		0.0034 (J)	0.0021 (J)				
3/12/2019	<0.01			<0.01			
9/5/2019			0.0053 (J)		0.0066 (J)	0.0053 (J)	
9/6/2019	0.0042 (J)	0.045		0.0059 (J)			
10/21/2019		0.017					
3/3/2020		0.0044 (J)	0.0029 (J)		0.0033 (J)	0.0027 (J)	
3/5/2020	0.0023 (J)			0.0084 (J)			
9/4/2020	<0.01					<0.01	
9/8/2020		0.0063 (J)	0.0037 (J)				
9/9/2020				<0.01	0.0048 (J)		
3/9/2021	<0.01	<0.02	<0.01		0.0063 (J)	<0.01	
3/10/2021				<0.01			
7/29/2021					<0.01		
7/30/2021				<0.01			
8/2/2021	<0.01	<0.02	<0.01			<0.01	

ND substitution: RL or RL/2 if <15% NDs.

Time Series

Constituent: Zinc (mg/L) Analysis Run 5/1/2026 4:04 PM

Plant Bowen Client: Southern Company Data: Bowen LF 3-8

	GWC-20R	GWC-21R	GWC-22R	GWC-23R	GWC-24R	GWC-25R	GWC-26
1/27/2022	<0.01		<0.01			<0.01	
1/28/2022		<0.02		0.0099 (J)	<0.01		
8/9/2022	<0.01				<0.01	<0.01	
8/10/2022		0.016 (J)	<0.01				
8/11/2022				<0.01			
2/9/2023		0.012 (J)	<0.01		<0.01	<0.01	
2/10/2023	<0.01			<0.01			
6/20/2023							<0.01
8/3/2023	<0.01		<0.01	<0.01	<0.01	<0.01	
8/4/2023		<0.02					
8/7/2023							<0.01
10/12/2023							<0.01
12/12/2023							<0.01
2/15/2024	<0.01	<0.02	<0.01		<0.01		
2/16/2024				<0.01		<0.01	
2/29/2024							0.033
4/23/2024							<0.01
6/12/2024							<0.01
7/31/2024			<0.01	<0.01	<0.01	<0.01	
8/1/2024	<0.01						
8/2/2024		0.0091 (J)					
8/27/2024							<0.01
2/20/2025	<0.01		<0.01				
2/24/2025					<0.01		
2/25/2025		0.0035 (J)		0.0037 (J)		<0.01	
3/4/2025							<0.01
8/15/2025							<0.01
8/18/2025						<0.01	
8/21/2025				<0.01			
8/22/2025		0.0035 (J)					
8/26/2025	<0.01		<0.01		<0.01		
2/12/2026	<0.01				<0.01		
2/13/2026			0.013	0.0019 (J)		<0.01	
2/17/2026		0.0037 (J)					
2/24/2026							<0.01

ND substitution: RL or RL/2 if <15% NDs.

Time Series

Constituent: Zinc (mg/L) Analysis Run 5/1/2026 4:04 PM

Plant Bowen Client: Southern Company Data: Bowen LF 3-8

	GWC-27	GWC-27R	GWC-28	GWC-29	GWC-29R	GWC-30	GWC-31
6/20/2023			<0.01				
6/23/2023	<0.01	<0.01					<0.01
6/26/2023				<0.01			
6/27/2023					<0.01	<0.01	
8/7/2023	<0.01	<0.01		<0.01			
8/8/2023			<0.01				
8/9/2023						<0.01	<0.01
8/10/2023					<0.01		
10/11/2023				<0.01			<0.01
10/12/2023	<0.01	<0.01	<0.01				
10/13/2023					<0.01	<0.01	
12/12/2023	<0.01	<0.01	<0.01	<0.01			<0.01
12/13/2023					<0.01	<0.01	
2/29/2024	0.057	<0.01		<0.01			
3/1/2024					<0.01	<0.01	<0.01
3/4/2024			<0.01				
4/23/2024	<0.01	<0.01		<0.01			<0.01
4/24/2024			<0.01		<0.01	<0.01	
6/11/2024				<0.01			
6/12/2024	<0.01		<0.01		<0.01	<0.01	<0.01
6/13/2024		<0.01					
8/26/2024	<0.01	<0.01		<0.01			<0.01
8/27/2024			<0.01		<0.01	<0.01	
3/4/2025	<0.01	<0.01					
3/5/2025				<0.01		<0.01	<0.01
3/6/2025			<0.01		<0.01		
8/18/2025		<0.01		<0.01			
8/19/2025			<0.01		<0.01	<0.01	
8/20/2025	<0.01						<0.01
2/25/2026							<0.01
2/26/2026				<0.01	<0.01		
2/27/2026						<0.01	
3/2/2026	0.0086 (J)	<0.01	<0.01				

ND substitution: RL or RL/2 if <15% NDs.

Time Series

Constituent: Zinc (mg/L) Analysis Run 5/1/2026 4:04 PM

Plant Bowen Client: Southern Company Data: Bowen LF 3-8

	GWC-31R	GWC-32	GWC-33R	GWC-34	GWC-34R	GWC-35	GWC-36A
4/6/2022							0.012 (J)
8/8/2022							0.011 (J)
2/8/2023							0.017 (J)
6/21/2023			<0.01	0.0092 (J)	<0.02		
6/23/2023	<0.01						
6/26/2023		<0.01					
6/28/2023						<0.01	
8/2/2023							<0.02
8/7/2023				<0.02	<0.02		
8/8/2023			<0.01				
8/9/2023	<0.01	<0.01					
8/10/2023						<0.01	
10/10/2023				<0.02	<0.02		
10/11/2023	<0.01		<0.01			<0.01	
10/13/2023		<0.01					
12/12/2023	<0.01						
12/13/2023		<0.01	<0.01	<0.02	<0.02	<0.01	
2/13/2024							0.016 (J)
2/29/2024		0.045		0.02	<0.02	<0.01	
3/4/2024	<0.01		<0.01				
4/23/2024	<0.01		<0.01				
4/24/2024		<0.01		0.02	<0.02	<0.01	
6/11/2024	<0.01						
6/12/2024		<0.01					
6/13/2024			<0.01	0.017 (J)	<0.02	<0.01	
7/30/2024							0.014 (J)
8/26/2024	<0.01						
8/27/2024		<0.01	<0.01			<0.01	
8/28/2024				0.032	<0.02		
2/19/2025							0.017 (J)
3/5/2025	<0.01		<0.01			<0.01	
3/6/2025		<0.01					
8/15/2025						<0.01	
8/19/2025	<0.01		<0.01				
8/20/2025		<0.01					
8/21/2025							0.0068 (J)
9/4/2025				0.023	0.0032 (J)		
2/12/2026							0.009 (J)
2/24/2026						<0.01	
2/27/2026	0.0014 (J)						
3/2/2026		<0.01		0.03	0.0044 (J)		
3/3/2026			<0.01				

ND substitution: RL or RL/2 if <15% NDs.

Time Series

Constituent: Zinc (mg/L) Analysis Run 5/1/2026 4:04 PM

Plant Bowen Client: Southern Company Data: Bowen LF 3-8

	GWC-36RA	GWC-37	GWC-38	GWC-57	GWC-25	GWC-31S	GWC-58
9/15/2014	0.44 (O)						
9/16/2014		0.0062	0.0054				
10/3/2014	0.021	0.0085	0.007				
10/20/2014	0.19	0.0087	0.0052				
11/10/2014	0.0014 (J)	0.01	0.0054				
3/2/2015	0.032	0.0077	0.041 (O)				
3/17/2015	0.034	0.0086	0.014				
4/5/2015	0.089	0.0098					
4/6/2015			0.0044				
4/21/2015	0.16						
4/22/2015		0.0049	0.0023 (J)				
7/28/2015	0.15	0.0099	0.0035				
3/1/2016	0.0627	0.00756 (J)					
3/2/2016			0.0029 (J)				
7/6/2016	0.0532						
7/7/2016			0.0023 (J)				
7/8/2016		0.0098 (J)					
3/14/2017	0.0401	0.0042 (J)					
3/23/2017			0.0049 (J)				
9/15/2017	0.0338	0.0032 (J)					
9/19/2017			0.002 (J)				
3/12/2018	0.042	0.0025 (J)					
3/13/2018			<0.01				
9/6/2018	0.045	0.0056 (J)	0.0033 (J)				
3/6/2019		0.0035 (J)					
3/7/2019	0.043		<0.01				
9/4/2019	0.052	0.0086 (J)	0.0056 (J)				
3/2/2020	0.056	0.0063 (J)	0.0032 (J)				
9/3/2020		0.0049 (J)	<0.01				
9/14/2020	0.053						
2/24/2021		0.0038 (J)	<0.01				
3/26/2021	0.046						
7/27/2021	<0.02						
7/28/2021		0.0088 (J)	<0.01				
1/25/2022			<0.01				
1/26/2022	<0.02	<0.02					
8/5/2022			<0.01				
8/8/2022	<0.02	<0.02					
2/8/2023	0.0086 (J)	<0.02	<0.01				
6/21/2023				<0.01			
8/2/2023		<0.02	<0.01				
8/3/2023	<0.02						
8/8/2023				<0.01			
10/10/2023				<0.01			
12/13/2023				<0.01			
2/13/2024	0.013 (J)	<0.02	<0.01				
3/4/2024				<0.01			
4/24/2024				<0.01			
6/13/2024				<0.01			
7/30/2024	0.01 (J)	<0.02	<0.01				
8/27/2024				<0.01			
2/19/2025	0.013 (J)	0.0046 (J)	0.0029 (J)				

ND substitution: RL or RL/2 if <15% NDs.

Time Series

Constituent: Zinc (mg/L) Analysis Run 5/1/2026 4:04 PM

Plant Bowen Client: Southern Company Data: Bowen LF 3-8

	GWC-36RA	GWC-37	GWC-38	GWC-57	GWC-25	GWC-31S	GWC-58
3/4/2025				<0.01			
8/15/2025				<0.01			
8/21/2025	0.0071 (J)		<0.01				
8/27/2025		0.0041 (J)					
2/12/2026	0.0082 (J)	0.0047 (J)	0.0017 (J)				
2/16/2026					0.0022 (J)		
3/2/2026				<0.01		0.0016 (J)	<0.01

ND substitution: RL or RL/2 if <15% NDs.

FIGURE B.

Sanitas™ v.10.1.06e Software licensed to Groundwater Stats Consulting. UG

Box & Whiskers Plot

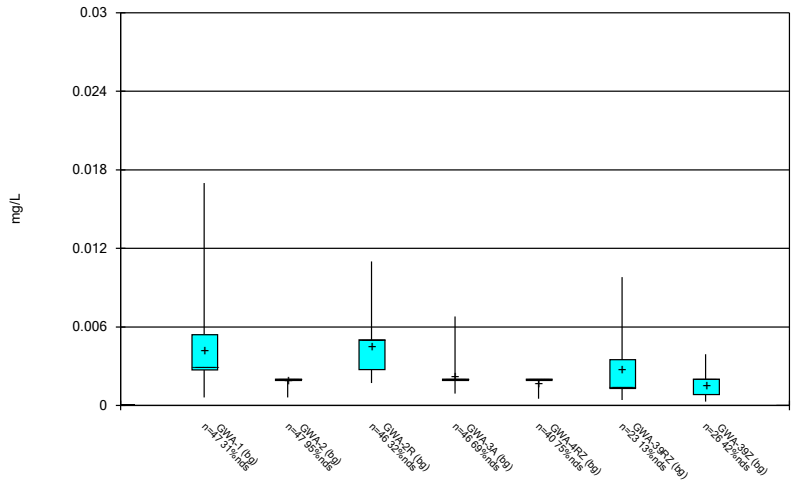

Constituent: Antimony Analysis Run 5/1/2026 4:04 PM

Plant Bowen Client: Southern Company Data: Bowen LF 3-8

Sanitas™ v.10.1.06e Software licensed to Groundwater Stats Consulting. UG

Box & Whiskers Plot

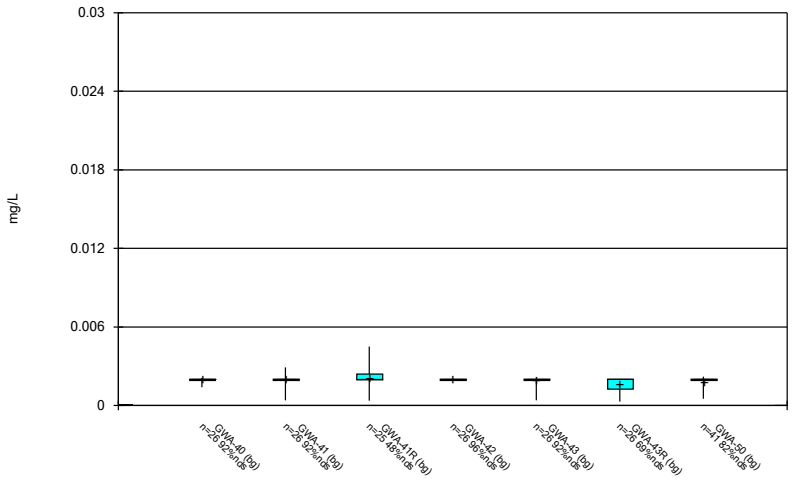

Constituent: Antimony Analysis Run 5/1/2026 4:04 PM

Plant Bowen Client: Southern Company Data: Bowen LF 3-8

Sanitas™ v.10.1.06e Software licensed to Groundwater Stats Consulting. UG

Box & Whiskers Plot

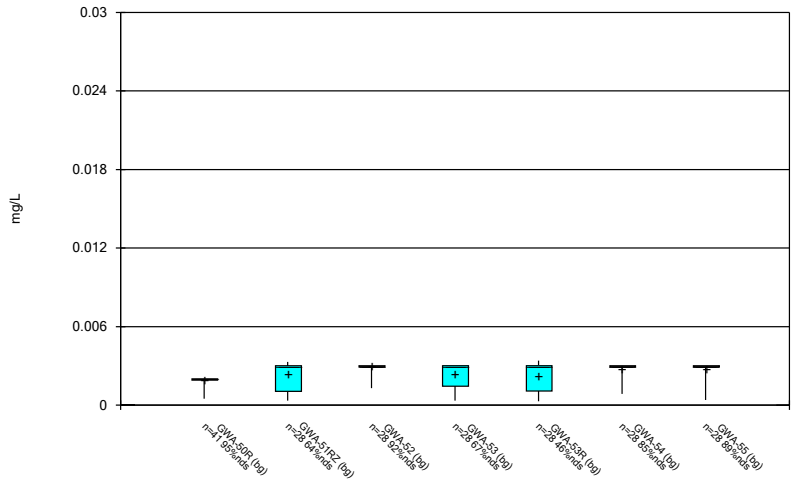

Constituent: Antimony Analysis Run 5/1/2026 4:05 PM

Plant Bowen Client: Southern Company Data: Bowen LF 3-8

Sanitas™ v.10.1.06e Software licensed to Groundwater Stats Consulting. UG

Box & Whiskers Plot

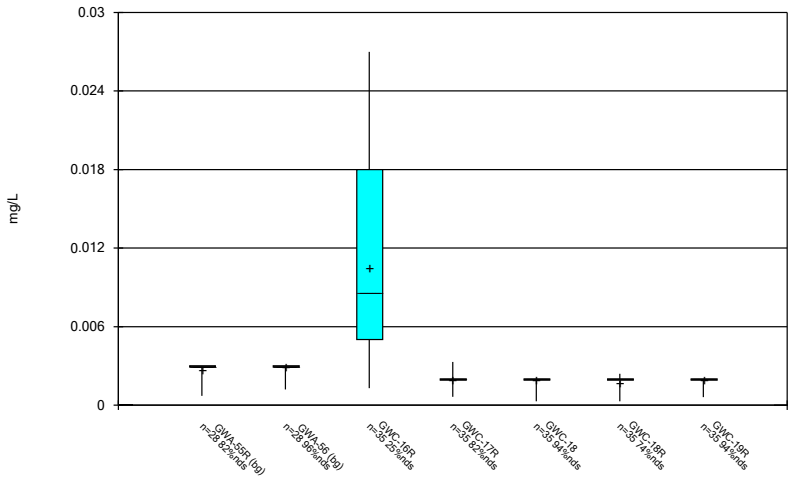

Constituent: Antimony Analysis Run 5/1/2026 4:05 PM

Plant Bowen Client: Southern Company Data: Bowen LF 3-8

Sanitas™ v.10.1.06e Software licensed to Groundwater Stats Consulting. UG

Box & Whiskers Plot

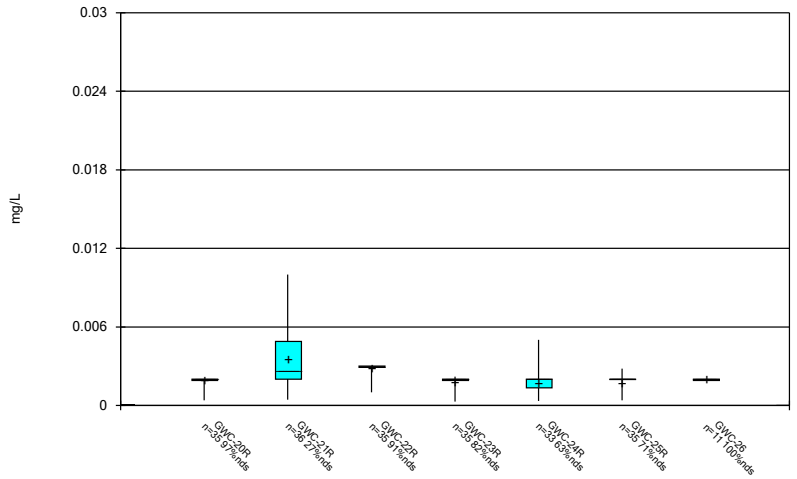

Constituent: Antimony Analysis Run 5/1/2026 4:05 PM

Plant Bowen Client: Southern Company Data: Bowen LF 3-8

Sanitas™ v.10.1.06e Software licensed to Groundwater Stats Consulting. UG

Box & Whiskers Plot

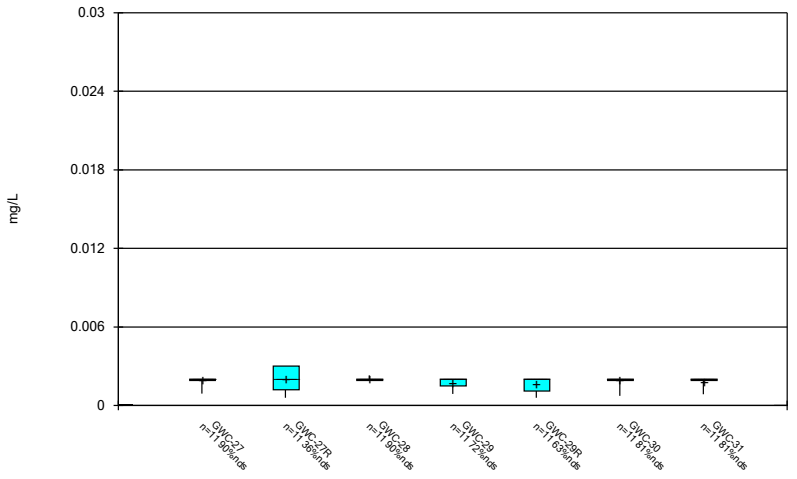

Constituent: Antimony Analysis Run 5/1/2026 4:05 PM

Plant Bowen Client: Southern Company Data: Bowen LF 3-8

Sanitas™ v.10.1.06e Software licensed to Groundwater Stats Consulting. UG

Box & Whiskers Plot

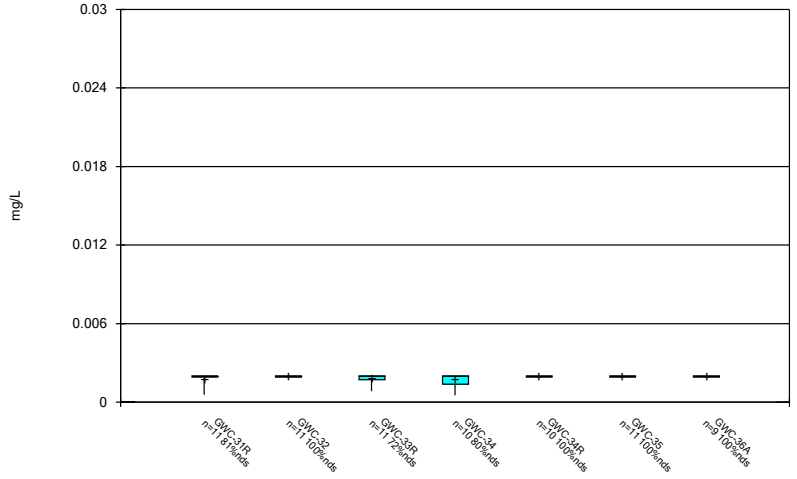

Constituent: Antimony Analysis Run 5/1/2026 4:05 PM

Plant Bowen Client: Southern Company Data: Bowen LF 3-8

Sanitas™ v.10.1.06e Software licensed to Groundwater Stats Consulting. UG

Box & Whiskers Plot

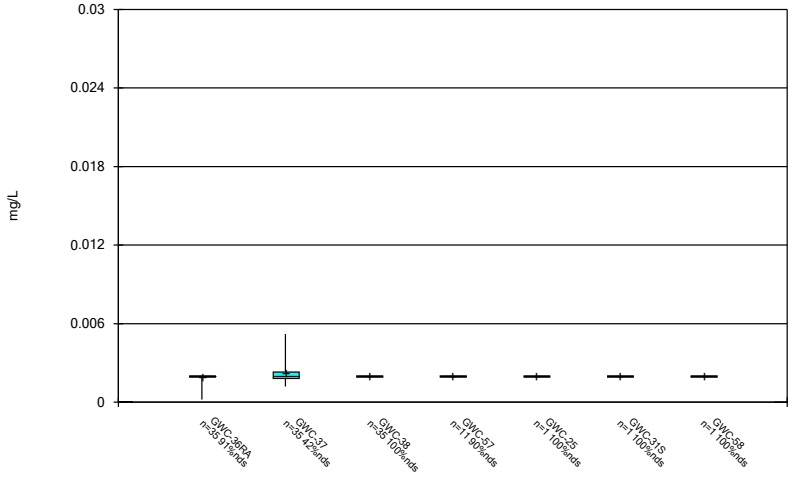

Constituent: Antimony Analysis Run 5/1/2026 4:05 PM

Plant Bowen Client: Southern Company Data: Bowen LF 3-8

Sanitas™ v.10.1.06e Software licensed to Groundwater Stats Consulting. UG

Box & Whiskers Plot

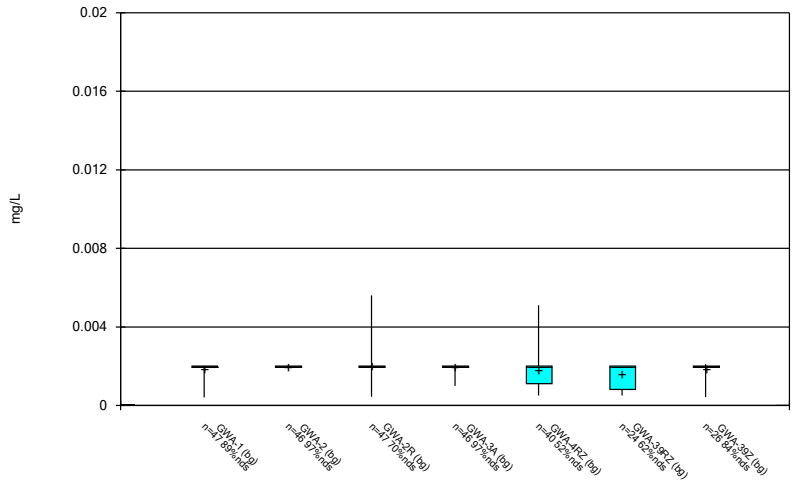

Constituent: Arsenic Analysis Run 5/1/2026 4:05 PM

Plant Bowen Client: Southern Company Data: Bowen LF 3-8

Sanitas™ v.10.1.06e Software licensed to Groundwater Stats Consulting. UG

Box & Whiskers Plot

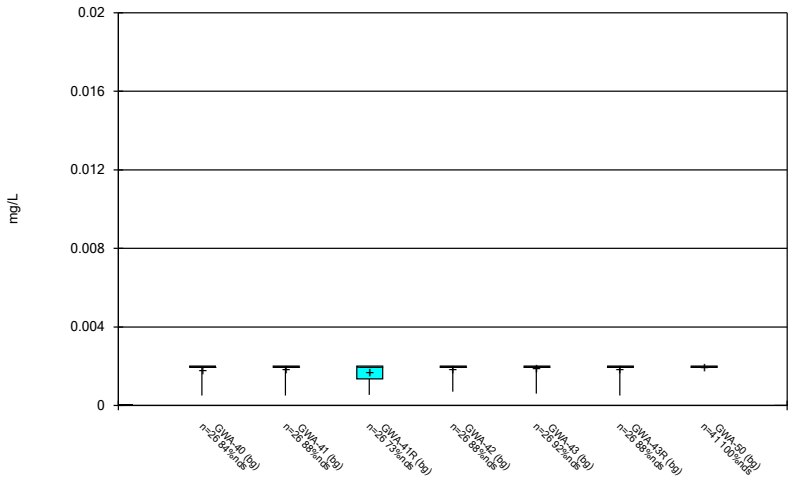

Constituent: Arsenic Analysis Run 5/1/2026 4:05 PM

Plant Bowen Client: Southern Company Data: Bowen LF 3-8

Sanitas™ v.10.1.06e Software licensed to Groundwater Stats Consulting. UG

Box & Whiskers Plot

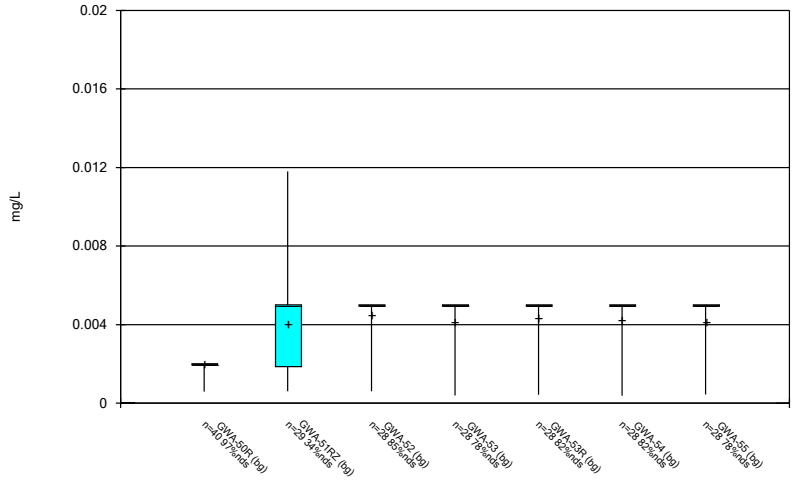

Constituent: Arsenic Analysis Run 5/1/2026 4:05 PM

Plant Bowen Client: Southern Company Data: Bowen LF 3-8

Sanitas™ v.10.1.06e Software licensed to Groundwater Stats Consulting. UG

Box & Whiskers Plot

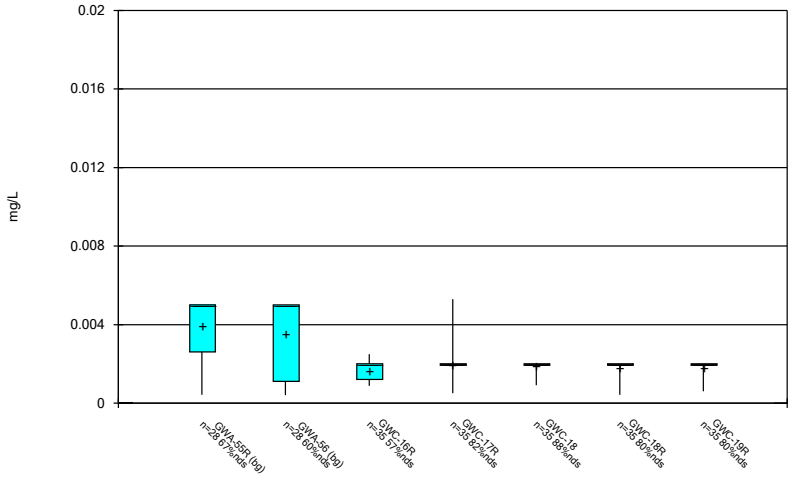

Constituent: Arsenic Analysis Run 5/1/2026 4:05 PM

Plant Bowen Client: Southern Company Data: Bowen LF 3-8

Sanitas™ v.10.1.06e Software licensed to Groundwater Stats Consulting. UG

Box & Whiskers Plot

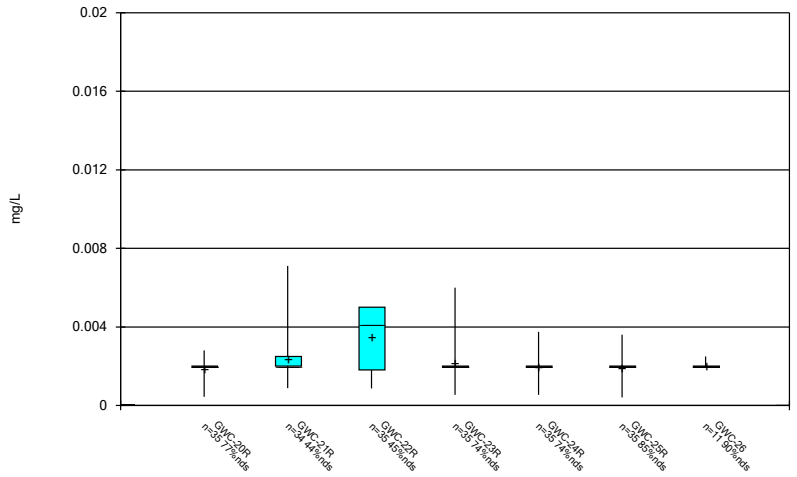

Constituent: Arsenic Analysis Run 5/1/2026 4:05 PM

Plant Bowen Client: Southern Company Data: Bowen LF 3-8

Sanitas™ v.10.1.06e Software licensed to Groundwater Stats Consulting. UG

Box & Whiskers Plot

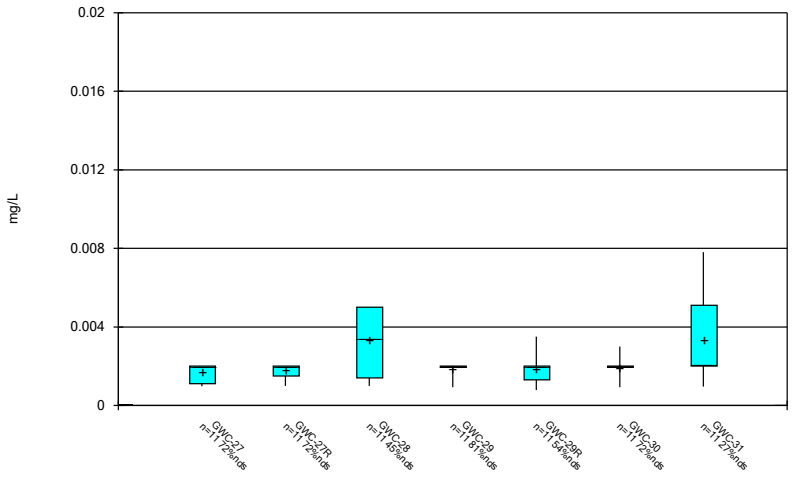

Constituent: Arsenic Analysis Run 5/1/2026 4:05 PM

Plant Bowen Client: Southern Company Data: Bowen LF 3-8

Sanitas™ v.10.1.06e Software licensed to Groundwater Stats Consulting. UG

Box & Whiskers Plot

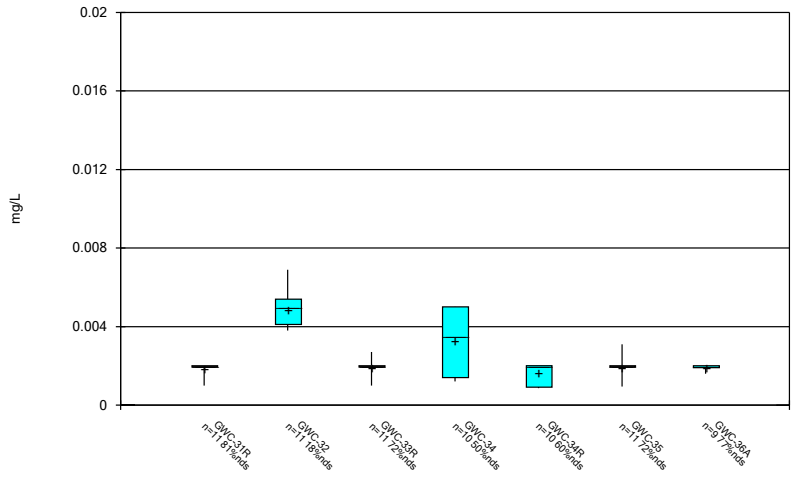

Constituent: Arsenic Analysis Run 5/1/2026 4:05 PM

Plant Bowen Client: Southern Company Data: Bowen LF 3-8

Sanitas™ v.10.1.06e Software licensed to Groundwater Stats Consulting. UG

Box & Whiskers Plot

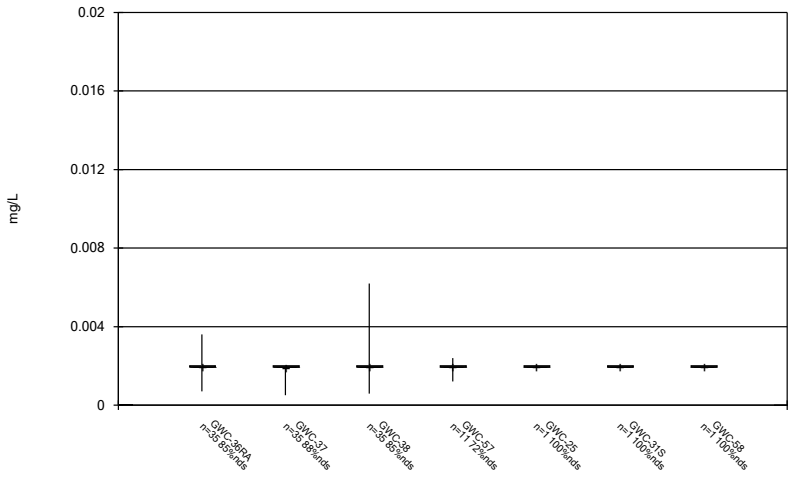

Constituent: Arsenic Analysis Run 5/1/2026 4:05 PM

Plant Bowen Client: Southern Company Data: Bowen LF 3-8

Sanitas™ v.10.1.06e Software licensed to Groundwater Stats Consulting. UG

Box & Whiskers Plot

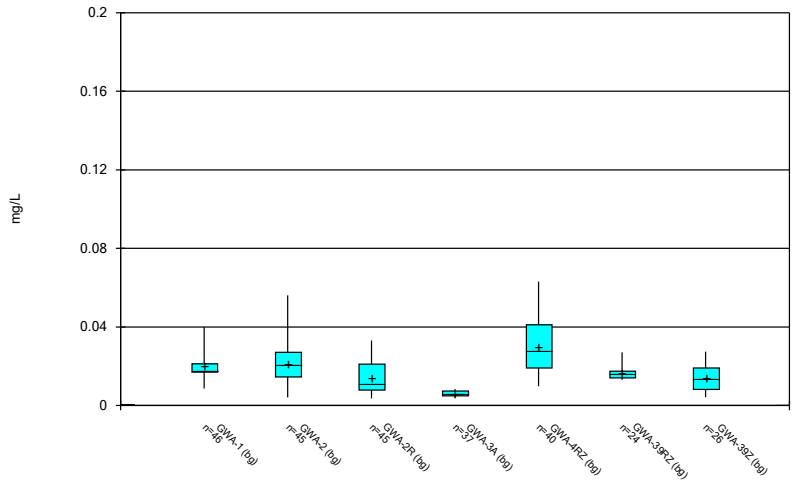

Constituent: Barium Analysis Run 5/1/2026 4:05 PM

Plant Bowen Client: Southern Company Data: Bowen LF 3-8

Sanitas™ v.10.1.06e Software licensed to Groundwater Stats Consulting. UG

Box & Whiskers Plot

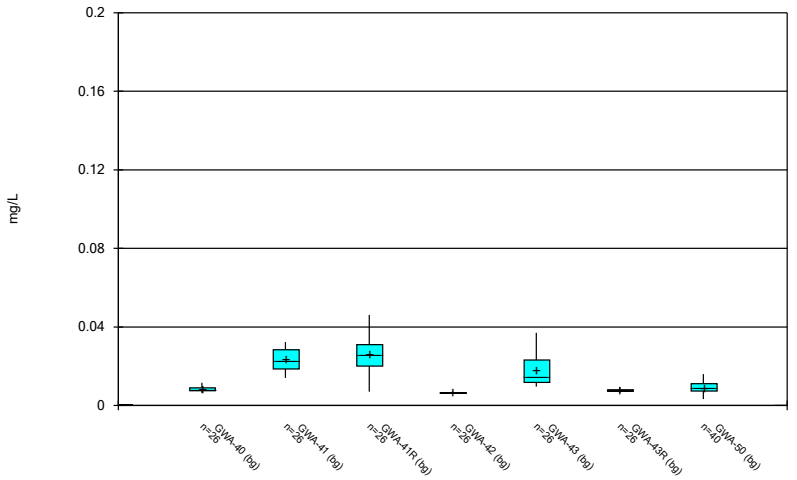

Constituent: Barium Analysis Run 5/1/2026 4:05 PM

Plant Bowen Client: Southern Company Data: Bowen LF 3-8

Sanitas™ v.10.1.06e Software licensed to Groundwater Stats Consulting. UG

Box & Whiskers Plot

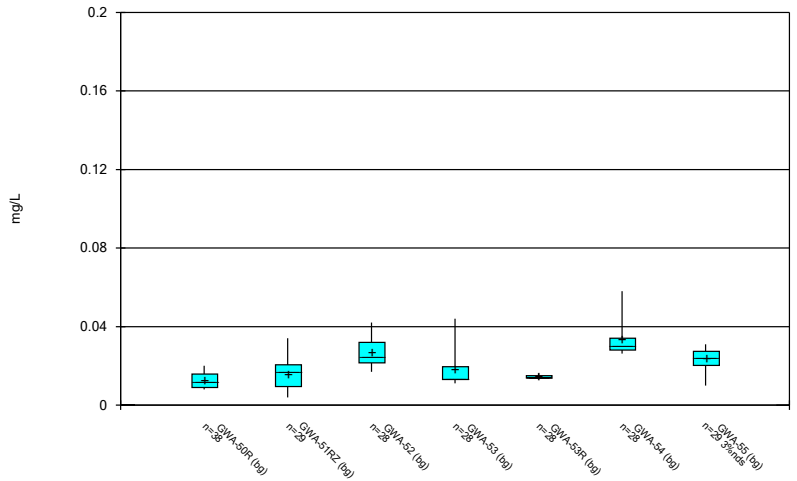

Constituent: Barium Analysis Run 5/1/2026 4:05 PM

Plant Bowen Client: Southern Company Data: Bowen LF 3-8

Sanitas™ v.10.1.06e Software licensed to Groundwater Stats Consulting. UG

Box & Whiskers Plot

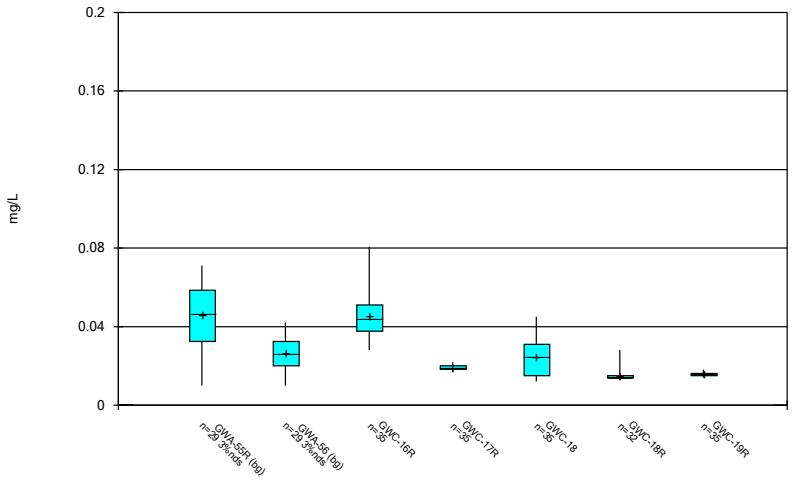

Constituent: Barium Analysis Run 5/1/2026 4:05 PM

Plant Bowen Client: Southern Company Data: Bowen LF 3-8

Sanitas™ v.10.1.06e Software licensed to Groundwater Stats Consulting. UG

Box & Whiskers Plot

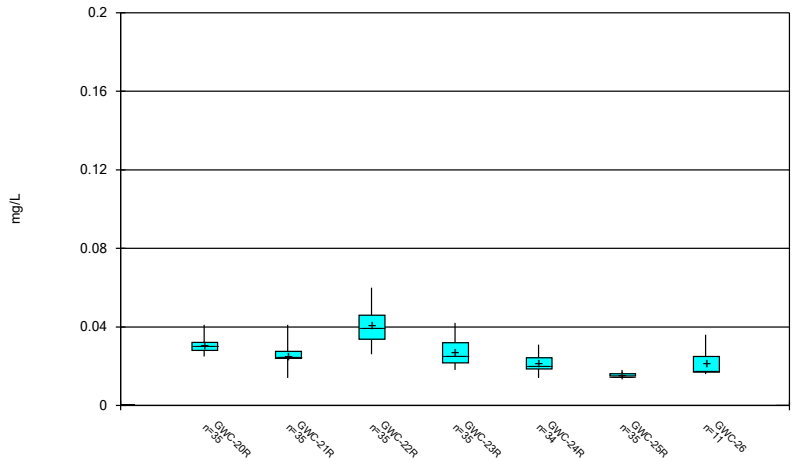

Constituent: Barium Analysis Run 5/1/2026 4:05 PM

Plant Bowen Client: Southern Company Data: Bowen LF 3-8

Sanitas™ v.10.1.06e Software licensed to Groundwater Stats Consulting. UG

Box & Whiskers Plot

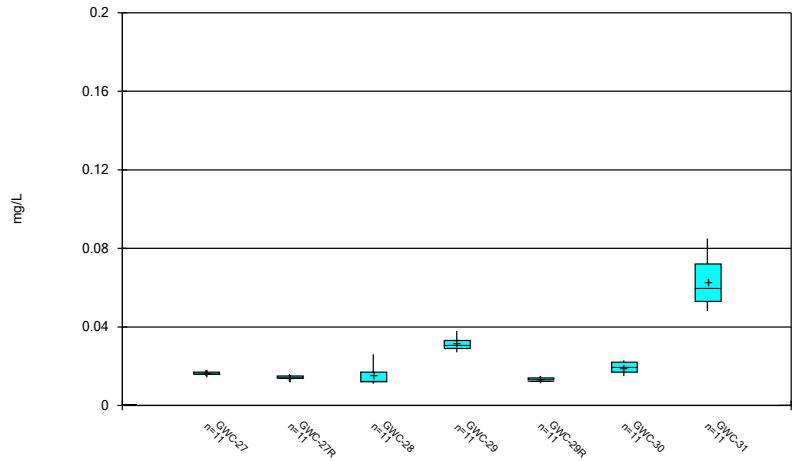

Constituent: Barium Analysis Run 5/1/2026 4:05 PM

Plant Bowen Client: Southern Company Data: Bowen LF 3-8

Sanitas™ v.10.1.06e Software licensed to Groundwater Stats Consulting. UG

Box & Whiskers Plot

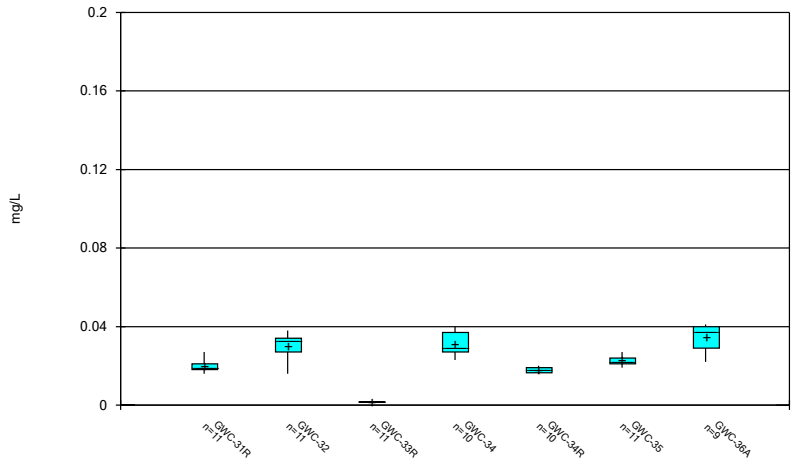

Constituent: Barium Analysis Run 5/1/2026 4:05 PM

Plant Bowen Client: Southern Company Data: Bowen LF 3-8

Sanitas™ v.10.1.06e Software licensed to Groundwater Stats Consulting. UG

Box & Whiskers Plot

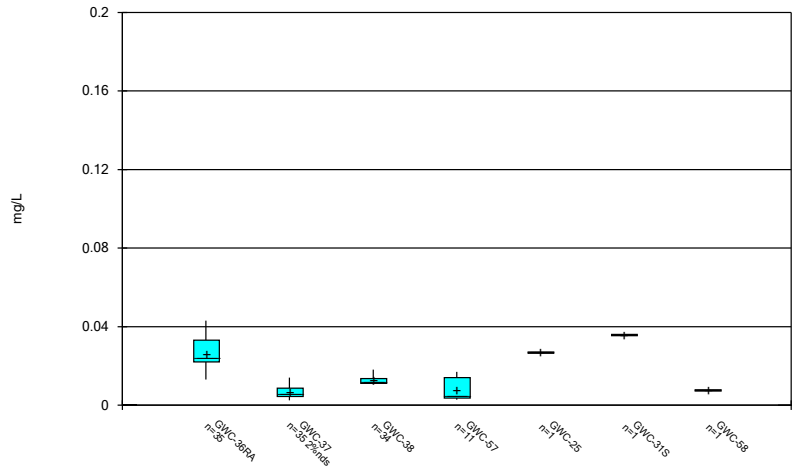

Constituent: Barium Analysis Run 5/1/2026 4:05 PM

Plant Bowen Client: Southern Company Data: Bowen LF 3-8

Sanitas™ v.10.1.06e Software licensed to Groundwater Stats Consulting. UG

Box & Whiskers Plot

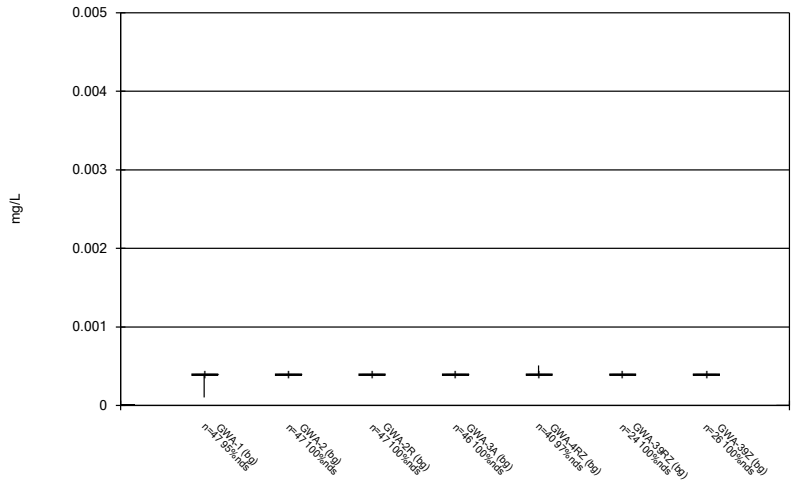

Constituent: Beryllium Analysis Run 5/1/2026 4:05 PM

Plant Bowen Client: Southern Company Data: Bowen LF 3-8

Sanitas™ v.10.1.06e Software licensed to Groundwater Stats Consulting. UG

Box & Whiskers Plot

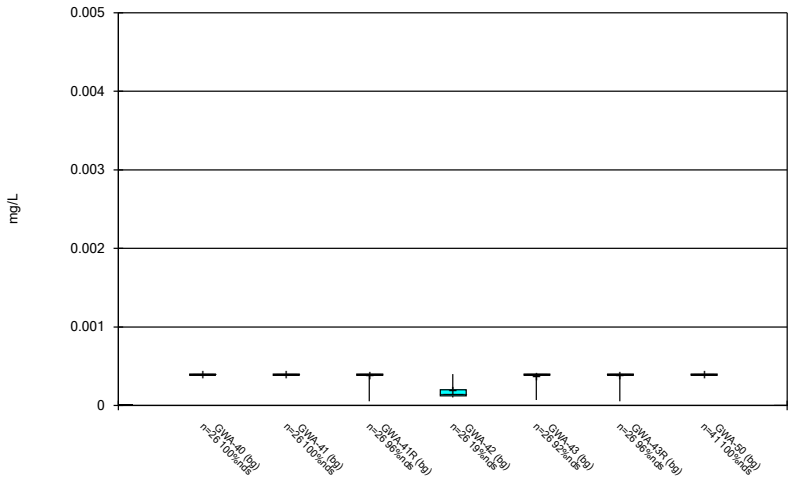

Constituent: Beryllium Analysis Run 5/1/2026 4:05 PM

Plant Bowen Client: Southern Company Data: Bowen LF 3-8

Sanitas™ v.10.1.06e Software licensed to Groundwater Stats Consulting. UG

Box & Whiskers Plot

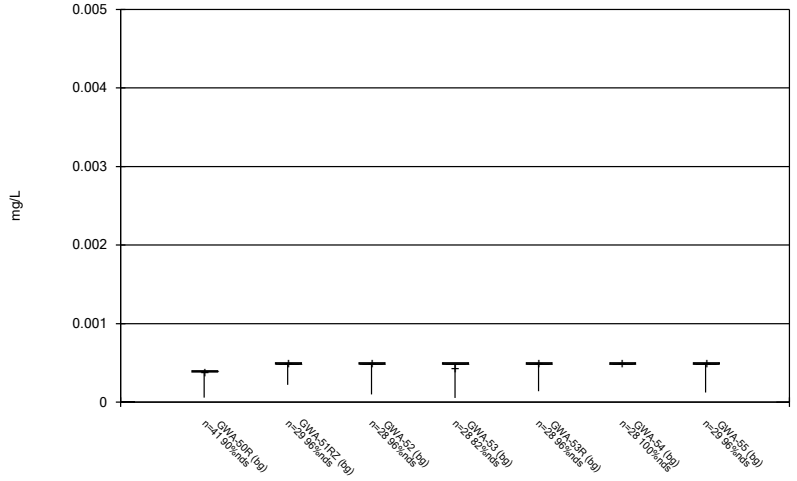

Constituent: Beryllium Analysis Run 5/1/2026 4:05 PM

Plant Bowen Client: Southern Company Data: Bowen LF 3-8

Sanitas™ v.10.1.06e Software licensed to Groundwater Stats Consulting. UG

Box & Whiskers Plot

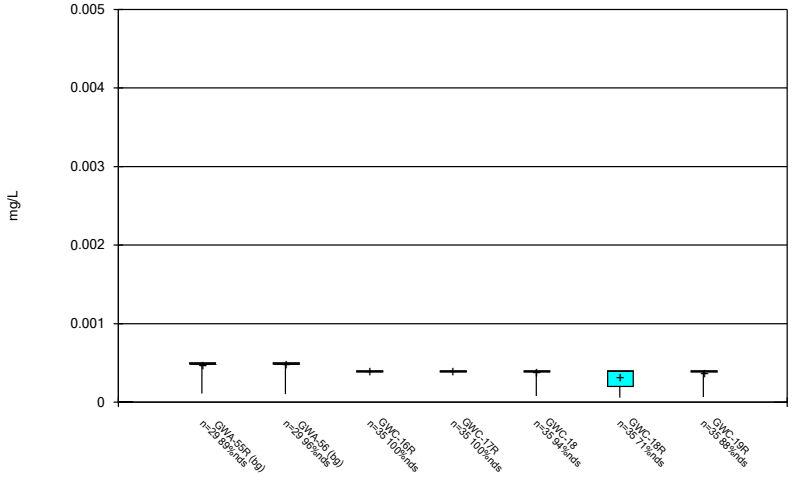

Constituent: Beryllium Analysis Run 5/1/2026 4:05 PM

Plant Bowen Client: Southern Company Data: Bowen LF 3-8

Sanitas™ v.10.1.06e Software licensed to Groundwater Stats Consulting. UG

Box & Whiskers Plot

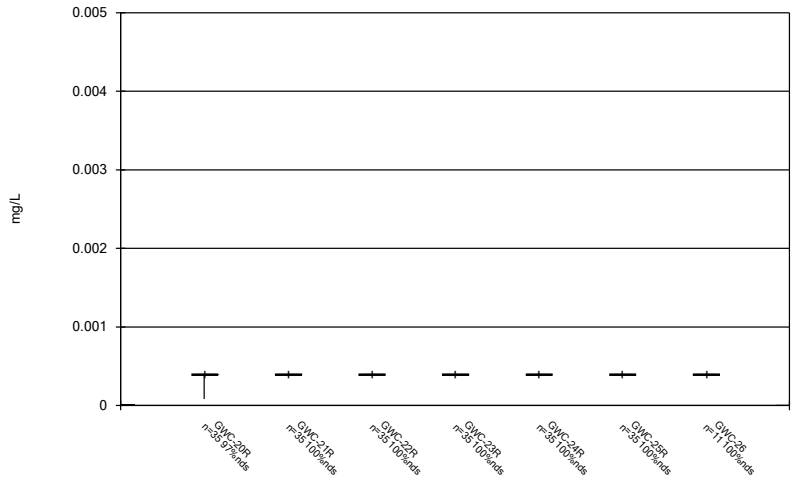

Constituent: Beryllium Analysis Run 5/1/2026 4:05 PM

Plant Bowen Client: Southern Company Data: Bowen LF 3-8

Sanitas™ v.10.1.06e Software licensed to Groundwater Stats Consulting. UG

Box & Whiskers Plot

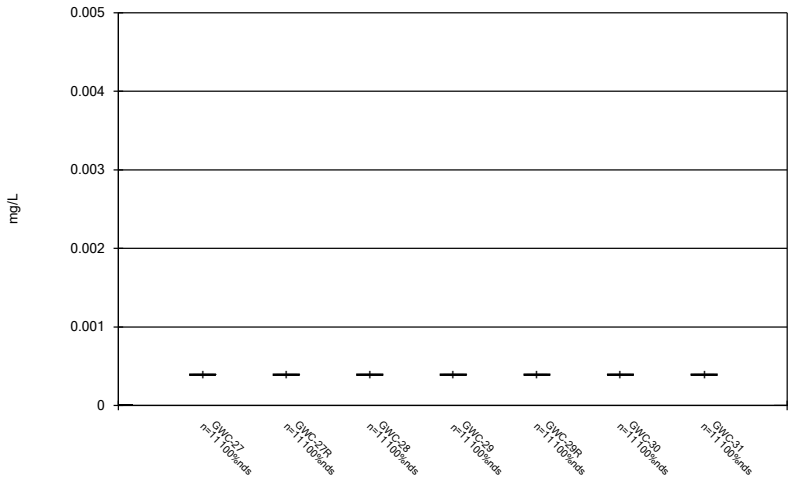

Constituent: Beryllium Analysis Run 5/1/2026 4:05 PM

Plant Bowen Client: Southern Company Data: Bowen LF 3-8

Sanitas™ v.10.1.06e Software licensed to Groundwater Stats Consulting. UG

Box & Whiskers Plot

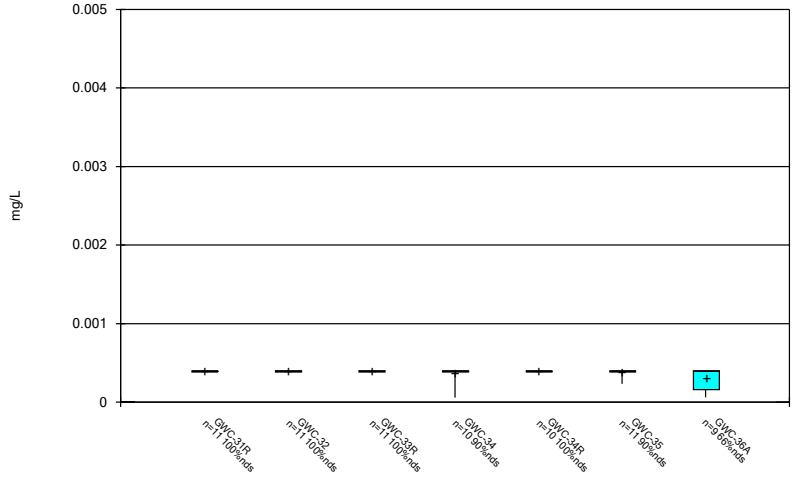

Constituent: Beryllium Analysis Run 5/1/2026 4:05 PM

Plant Bowen Client: Southern Company Data: Bowen LF 3-8

Sanitas™ v.10.1.06e Software licensed to Groundwater Stats Consulting. UG

Box & Whiskers Plot

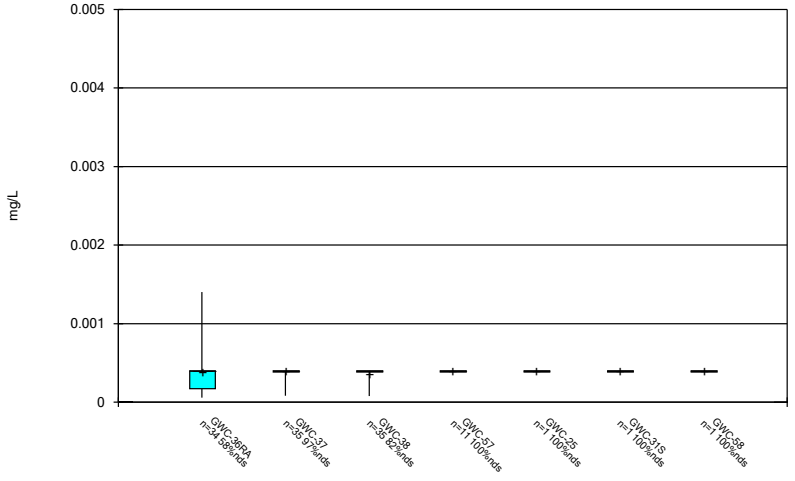

Constituent: Beryllium Analysis Run 5/1/2026 4:05 PM

Plant Bowen Client: Southern Company Data: Bowen LF 3-8

Sanitas™ v.10.1.06e Software licensed to Groundwater Stats Consulting. UG

Box & Whiskers Plot

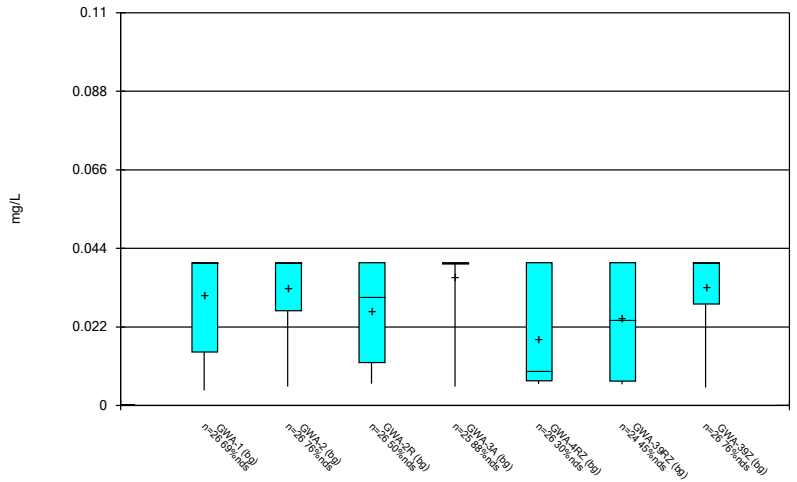

Constituent: Boron Analysis Run 5/1/2026 4:05 PM

Plant Bowen Client: Southern Company Data: Bowen LF 3-8

Sanitas™ v.10.1.06e Software licensed to Groundwater Stats Consulting. UG

Box & Whiskers Plot

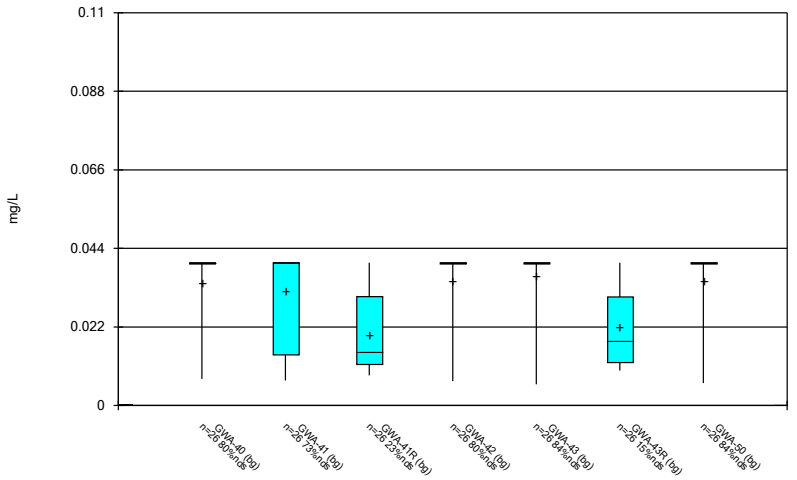

Constituent: Boron Analysis Run 5/1/2026 4:05 PM

Plant Bowen Client: Southern Company Data: Bowen LF 3-8

Sanitas™ v.10.1.06e Software licensed to Groundwater Stats Consulting. UG

Box & Whiskers Plot

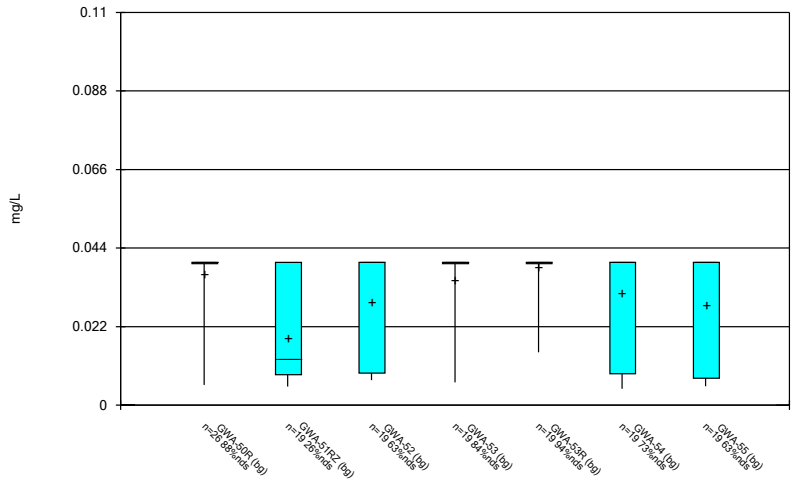

Constituent: Boron Analysis Run 5/1/2026 4:05 PM

Plant Bowen Client: Southern Company Data: Bowen LF 3-8

Sanitas™ v.10.1.06e Software licensed to Groundwater Stats Consulting. UG

Box & Whiskers Plot

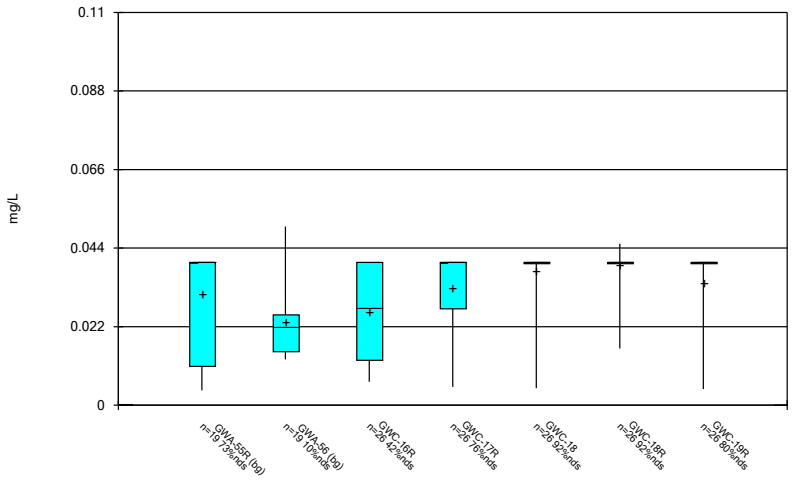

Constituent: Boron Analysis Run 5/1/2026 4:05 PM

Plant Bowen Client: Southern Company Data: Bowen LF 3-8

Sanitas™ v.10.1.06e Software licensed to Groundwater Stats Consulting. UG

Box & Whiskers Plot

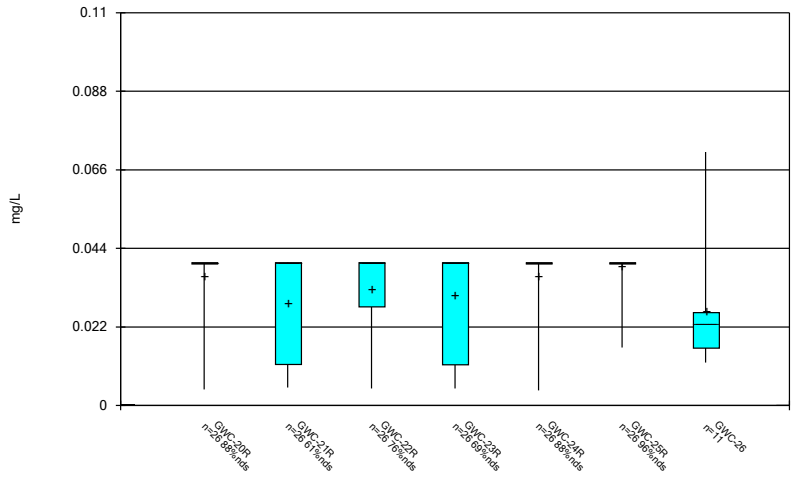

Constituent: Boron Analysis Run 5/1/2026 4:05 PM

Plant Bowen Client: Southern Company Data: Bowen LF 3-8

Sanitas™ v.10.1.06e Software licensed to Groundwater Stats Consulting. UG

Box & Whiskers Plot

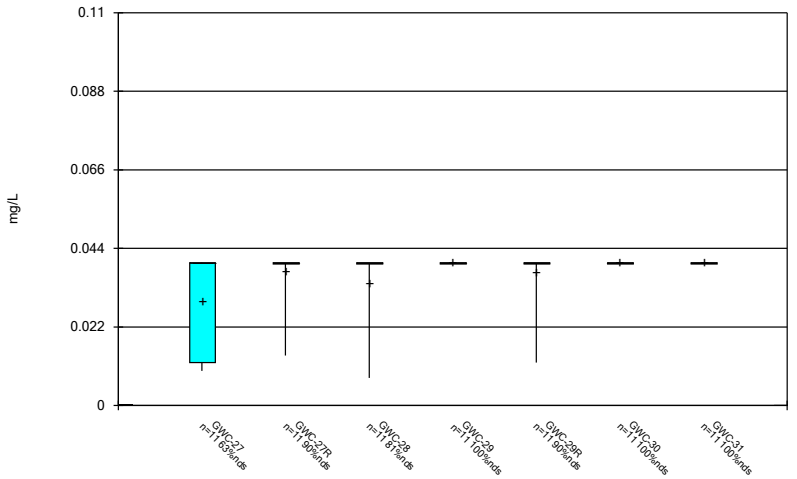

Constituent: Boron Analysis Run 5/1/2026 4:05 PM

Plant Bowen Client: Southern Company Data: Bowen LF 3-8

Sanitas™ v.10.1.06e Software licensed to Groundwater Stats Consulting. UG

Box & Whiskers Plot

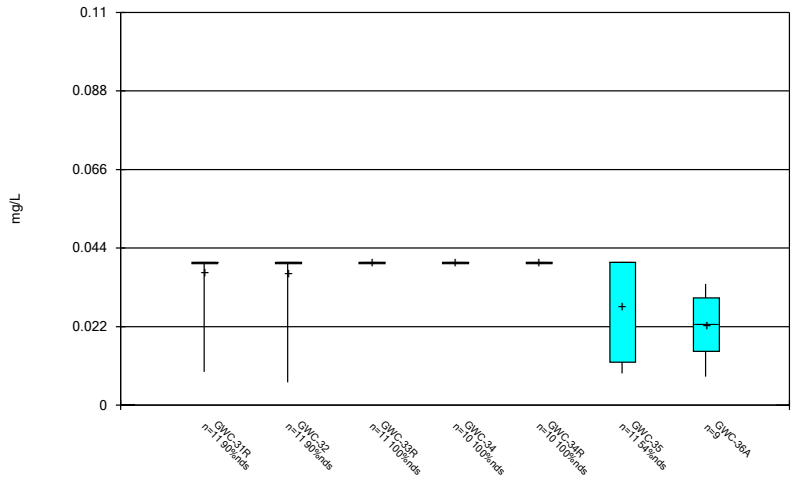

Constituent: Boron Analysis Run 5/1/2026 4:05 PM

Plant Bowen Client: Southern Company Data: Bowen LF 3-8

Sanitas™ v.10.1.06e Software licensed to Groundwater Stats Consulting. UG

Box & Whiskers Plot

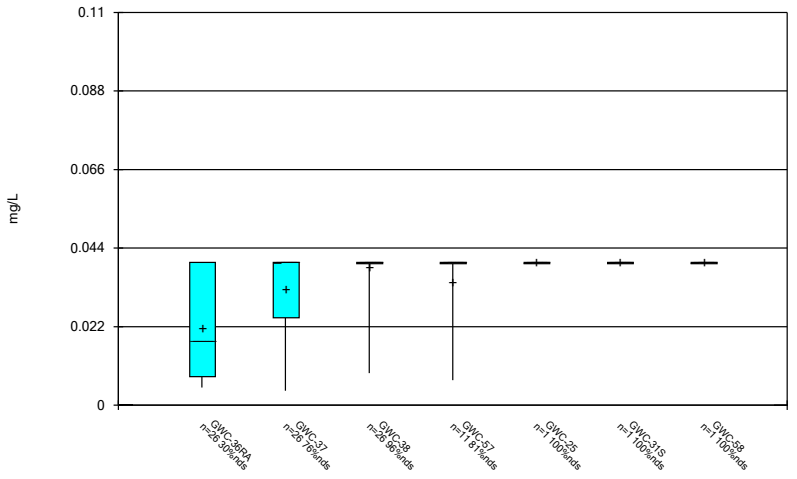

Constituent: Boron Analysis Run 5/1/2026 4:05 PM

Plant Bowen Client: Southern Company Data: Bowen LF 3-8

Sanitas™ v.10.1.06e Software licensed to Groundwater Stats Consulting. UG

Box & Whiskers Plot

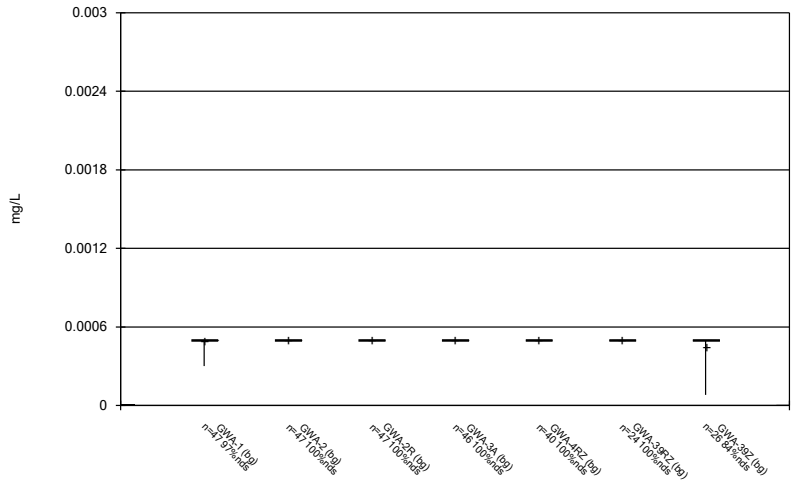

Constituent: Cadmium Analysis Run 5/1/2026 4:05 PM

Plant Bowen Client: Southern Company Data: Bowen LF 3-8

Sanitas™ v.10.1.06e Software licensed to Groundwater Stats Consulting. UG

Box & Whiskers Plot

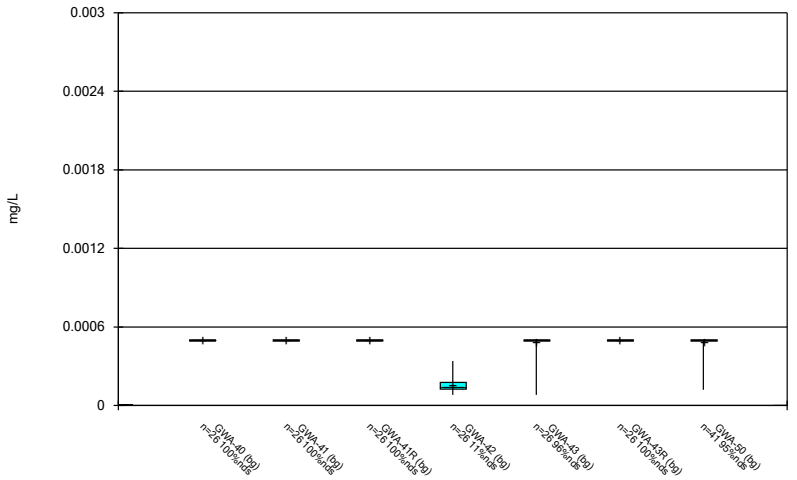

Constituent: Cadmium Analysis Run 5/1/2026 4:05 PM

Plant Bowen Client: Southern Company Data: Bowen LF 3-8

Sanitas™ v.10.1.06e Software licensed to Groundwater Stats Consulting. UG

Box & Whiskers Plot

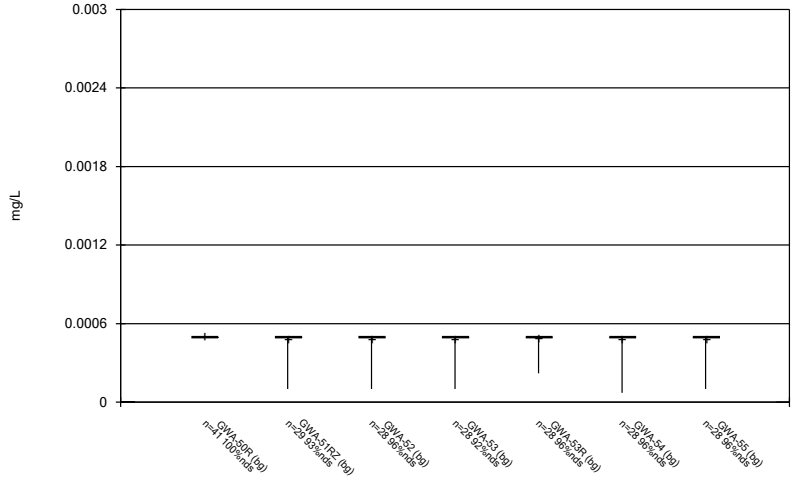

Constituent: Cadmium Analysis Run 5/1/2026 4:05 PM

Plant Bowen Client: Southern Company Data: Bowen LF 3-8

Sanitas™ v.10.1.06e Software licensed to Groundwater Stats Consulting. UG

Box & Whiskers Plot

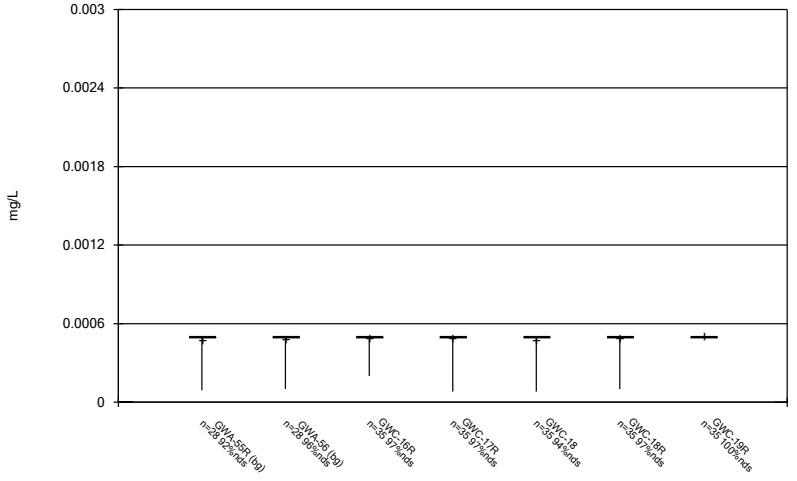

Constituent: Cadmium Analysis Run 5/1/2026 4:05 PM

Plant Bowen Client: Southern Company Data: Bowen LF 3-8

Sanitas™ v.10.1.06e Software licensed to Groundwater Stats Consulting. UG

Box & Whiskers Plot

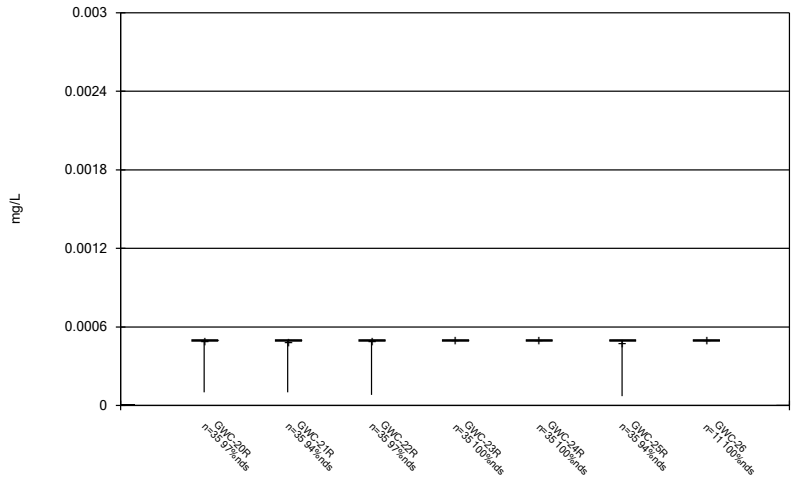

Constituent: Cadmium Analysis Run 5/1/2026 4:05 PM

Plant Bowen Client: Southern Company Data: Bowen LF 3-8

Sanitas™ v.10.1.06e Software licensed to Groundwater Stats Consulting. UG

Box & Whiskers Plot

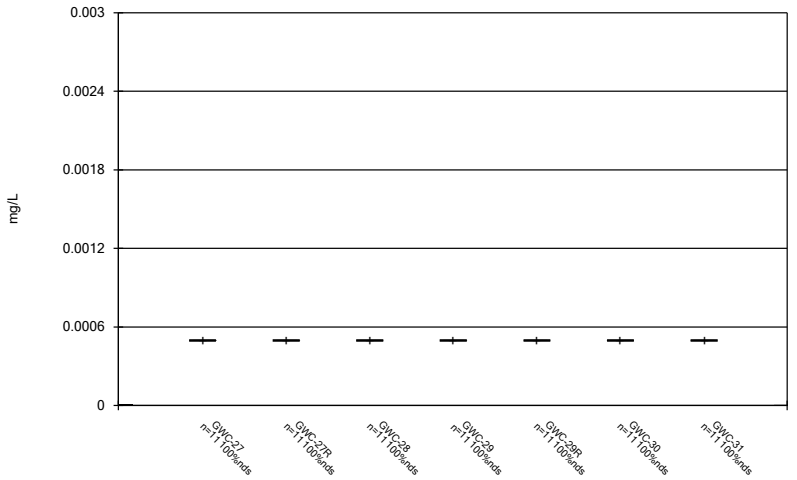

Constituent: Cadmium Analysis Run 5/1/2026 4:05 PM

Plant Bowen Client: Southern Company Data: Bowen LF 3-8

Sanitas™ v.10.1.06e Software licensed to Groundwater Stats Consulting. UG

Box & Whiskers Plot

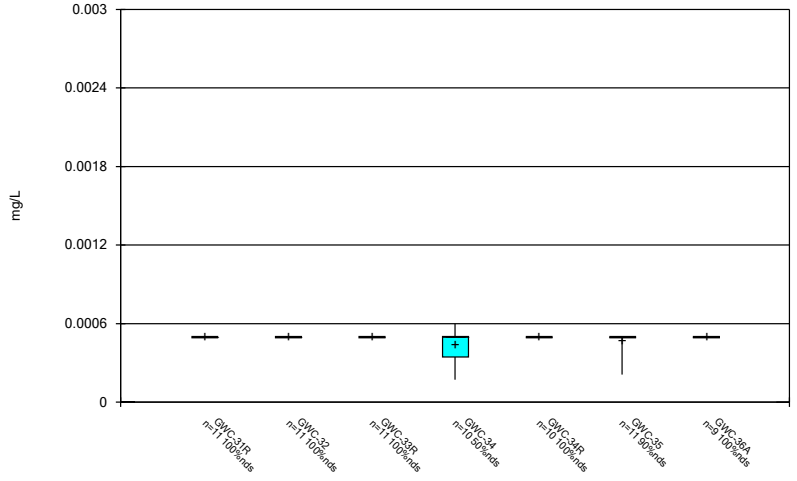

Constituent: Cadmium Analysis Run 5/1/2026 4:05 PM

Plant Bowen Client: Southern Company Data: Bowen LF 3-8

Sanitas™ v.10.1.06e Software licensed to Groundwater Stats Consulting. UG

Box & Whiskers Plot

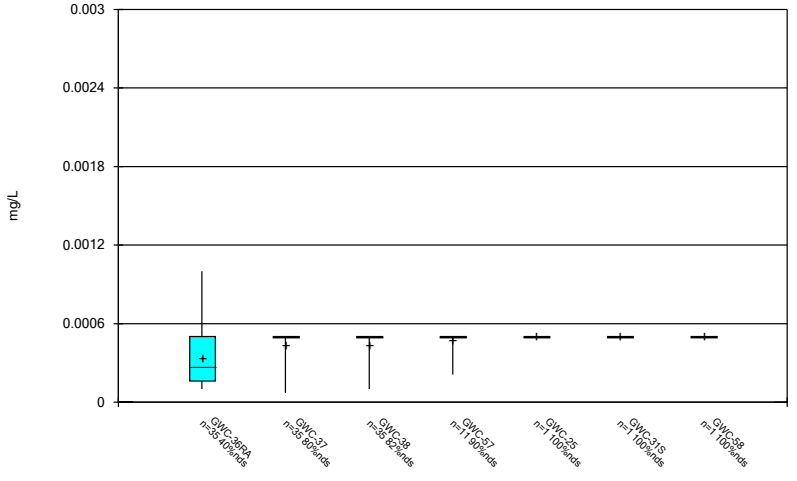

Constituent: Cadmium Analysis Run 5/1/2026 4:05 PM

Plant Bowen Client: Southern Company Data: Bowen LF 3-8

Sanitas™ v.10.1.06e Software licensed to Groundwater Stats Consulting. UG

Box & Whiskers Plot

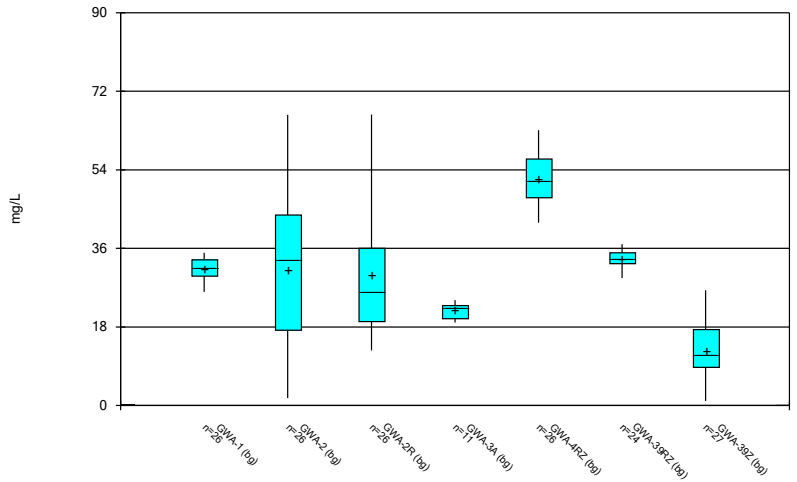

Constituent: Calcium Analysis Run 5/1/2026 4:05 PM

Plant Bowen Client: Southern Company Data: Bowen LF 3-8

Sanitas™ v.10.1.06e Software licensed to Groundwater Stats Consulting. UG

Box & Whiskers Plot

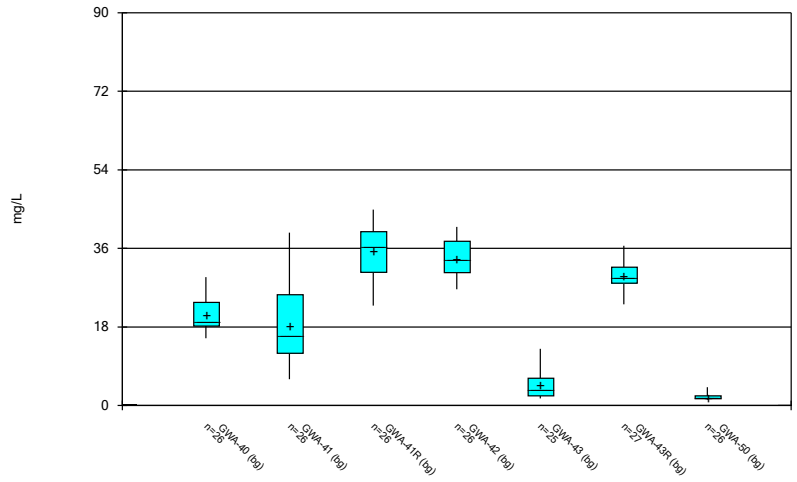

Constituent: Calcium Analysis Run 5/1/2026 4:05 PM

Plant Bowen Client: Southern Company Data: Bowen LF 3-8

Sanitas™ v.10.1.06e Software licensed to Groundwater Stats Consulting. UG

Box & Whiskers Plot

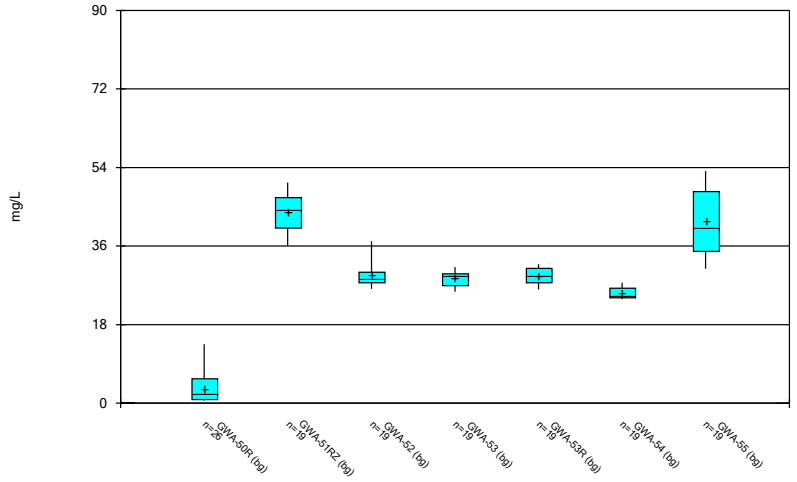

Constituent: Calcium Analysis Run 5/1/2026 4:05 PM

Plant Bowen Client: Southern Company Data: Bowen LF 3-8

Sanitas™ v.10.1.06e Software licensed to Groundwater Stats Consulting. UG

Box & Whiskers Plot

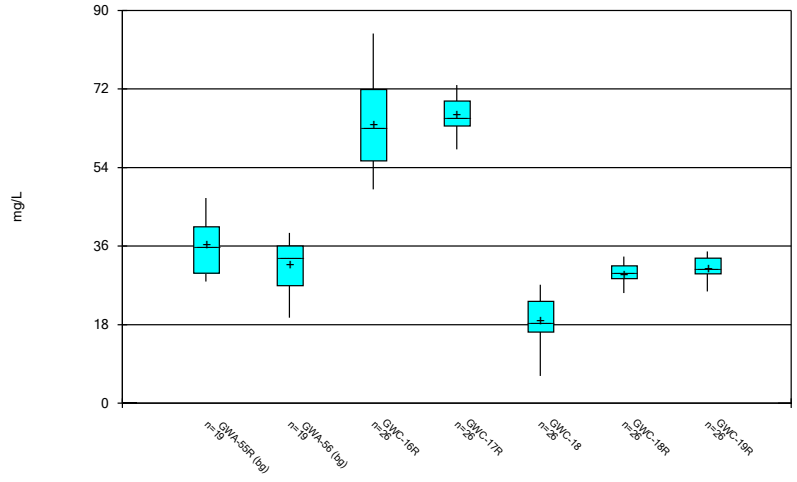

Constituent: Calcium Analysis Run 5/1/2026 4:05 PM

Plant Bowen Client: Southern Company Data: Bowen LF 3-8

Sanitas™ v.10.1.06e Software licensed to Groundwater Stats Consulting. UG

Box & Whiskers Plot

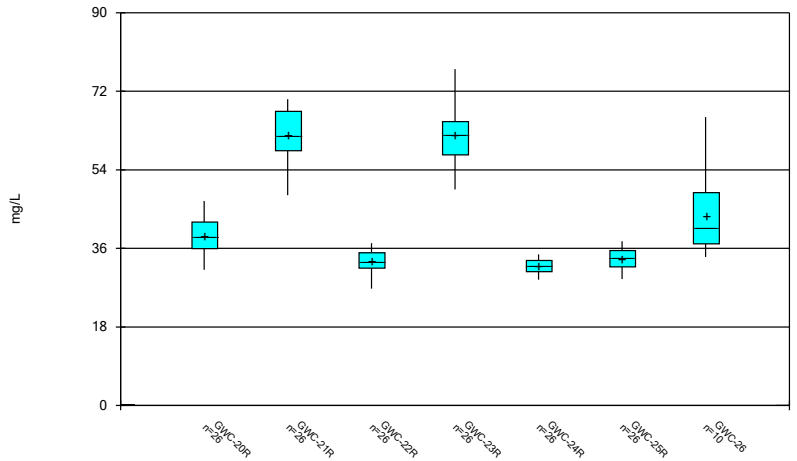

Constituent: Calcium Analysis Run 5/1/2026 4:05 PM

Plant Bowen Client: Southern Company Data: Bowen LF 3-8

Sanitas™ v.10.1.06e Software licensed to Groundwater Stats Consulting. UG

Box & Whiskers Plot

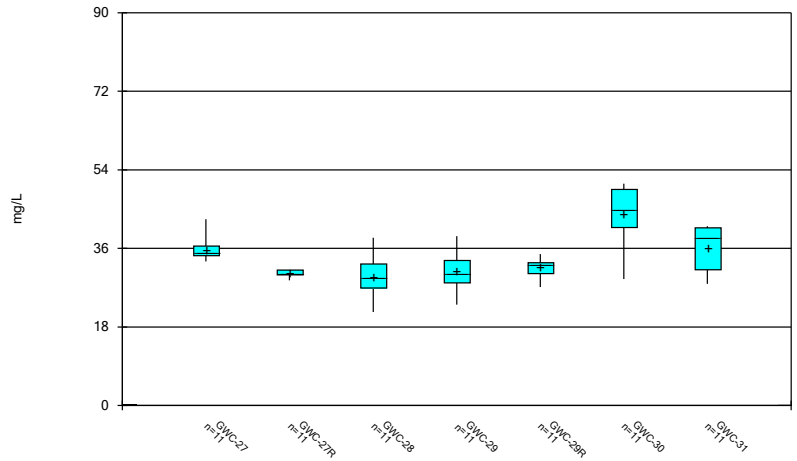

Constituent: Calcium Analysis Run 5/1/2026 4:05 PM

Plant Bowen Client: Southern Company Data: Bowen LF 3-8

Sanitas™ v.10.1.06e Software licensed to Groundwater Stats Consulting. UG

Box & Whiskers Plot

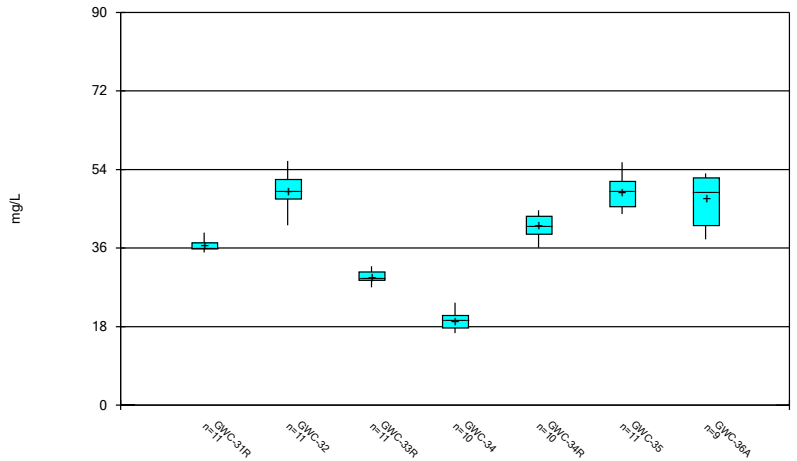

Constituent: Calcium Analysis Run 5/1/2026 4:05 PM

Plant Bowen Client: Southern Company Data: Bowen LF 3-8

Sanitas™ v.10.1.06e Software licensed to Groundwater Stats Consulting. UG

Box & Whiskers Plot

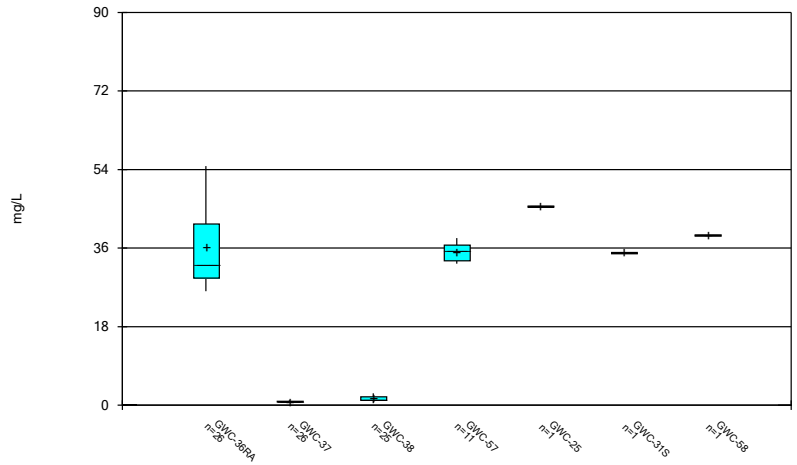

Constituent: Calcium Analysis Run 5/1/2026 4:05 PM

Plant Bowen Client: Southern Company Data: Bowen LF 3-8

Sanitas™ v.10.1.06e Software licensed to Groundwater Stats Consulting. UG

Box & Whiskers Plot

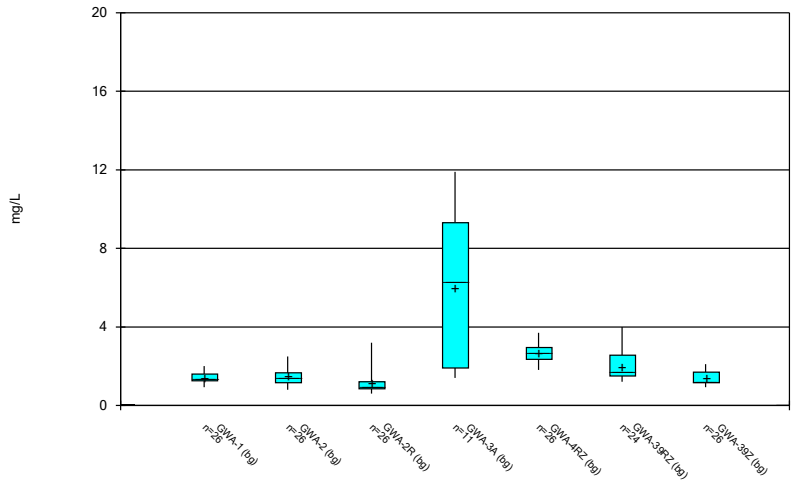

Constituent: Chloride Analysis Run 5/1/2026 4:05 PM

Plant Bowen Client: Southern Company Data: Bowen LF 3-8

Sanitas™ v.10.1.06e Software licensed to Groundwater Stats Consulting. UG

Box & Whiskers Plot

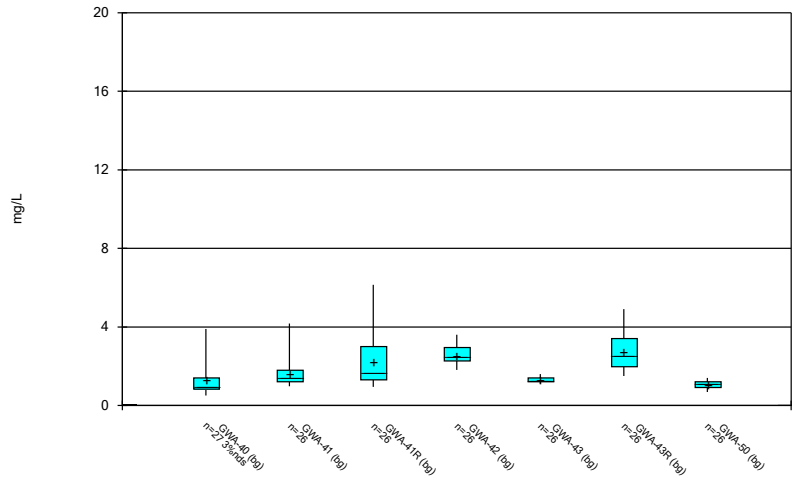

Constituent: Chloride Analysis Run 5/1/2026 4:05 PM

Plant Bowen Client: Southern Company Data: Bowen LF 3-8

Sanitas™ v.10.1.06e Software licensed to Groundwater Stats Consulting. UG

Box & Whiskers Plot

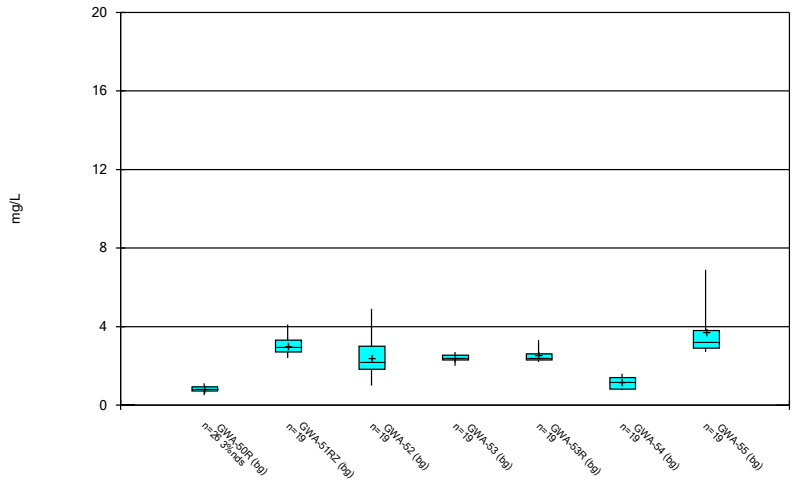

Constituent: Chloride Analysis Run 5/1/2026 4:05 PM

Plant Bowen Client: Southern Company Data: Bowen LF 3-8

Sanitas™ v.10.1.06e Software licensed to Groundwater Stats Consulting. UG

Box & Whiskers Plot

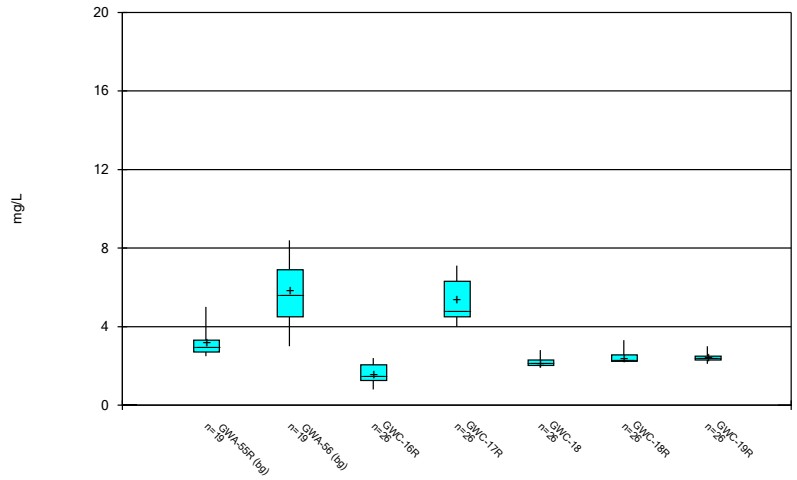

Constituent: Chloride Analysis Run 5/1/2026 4:05 PM

Plant Bowen Client: Southern Company Data: Bowen LF 3-8

Sanitas™ v.10.1.06e Software licensed to Groundwater Stats Consulting. UG

Box & Whiskers Plot

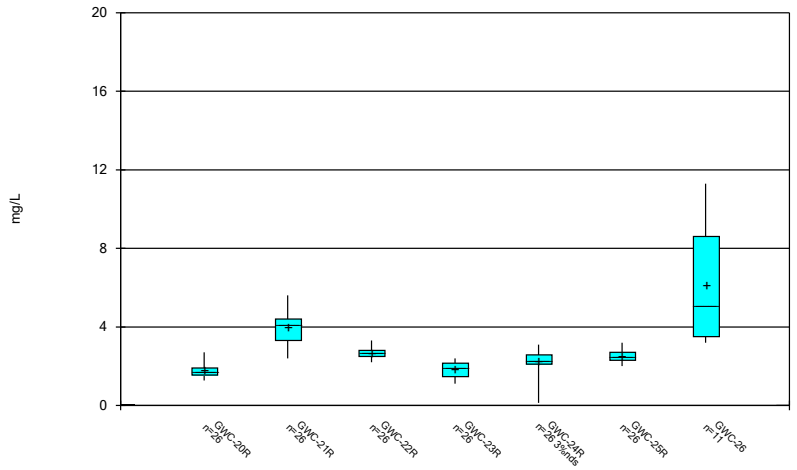

Constituent: Chloride Analysis Run 5/1/2026 4:05 PM

Plant Bowen Client: Southern Company Data: Bowen LF 3-8

Sanitas™ v.10.1.06e Software licensed to Groundwater Stats Consulting. UG

Box & Whiskers Plot

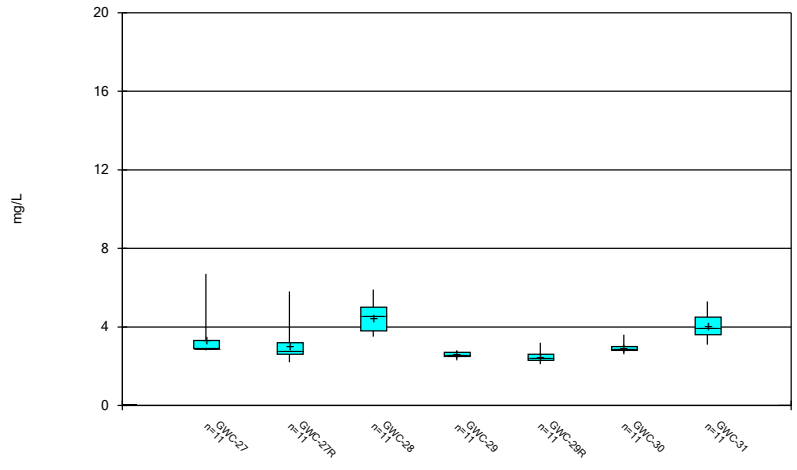

Constituent: Chloride Analysis Run 5/1/2026 4:05 PM

Plant Bowen Client: Southern Company Data: Bowen LF 3-8

Sanitas™ v.10.1.06e Software licensed to Groundwater Stats Consulting. UG

Box & Whiskers Plot

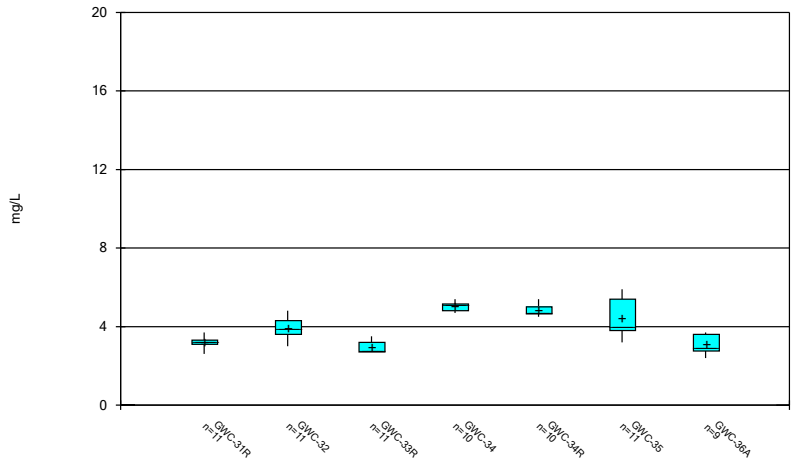

Constituent: Chloride Analysis Run 5/1/2026 4:05 PM

Plant Bowen Client: Southern Company Data: Bowen LF 3-8

Sanitas™ v.10.1.06e Software licensed to Groundwater Stats Consulting. UG

Box & Whiskers Plot

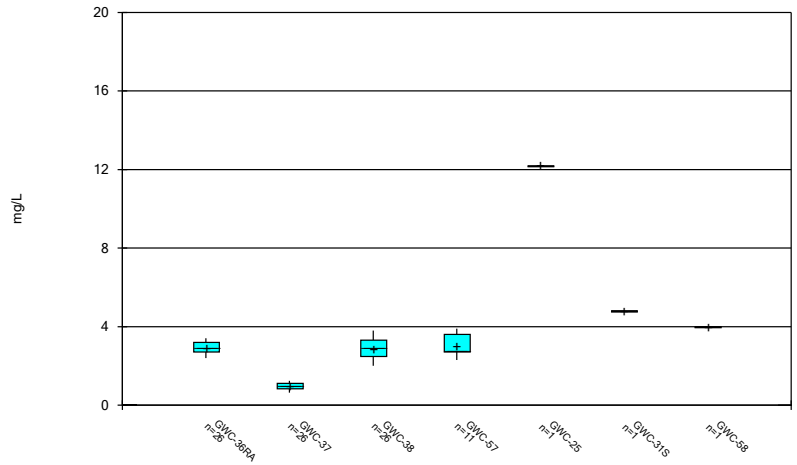

Constituent: Chloride Analysis Run 5/1/2026 4:05 PM

Plant Bowen Client: Southern Company Data: Bowen LF 3-8

Sanitas™ v.10.1.06e Software licensed to Groundwater Stats Consulting. UG

Box & Whiskers Plot

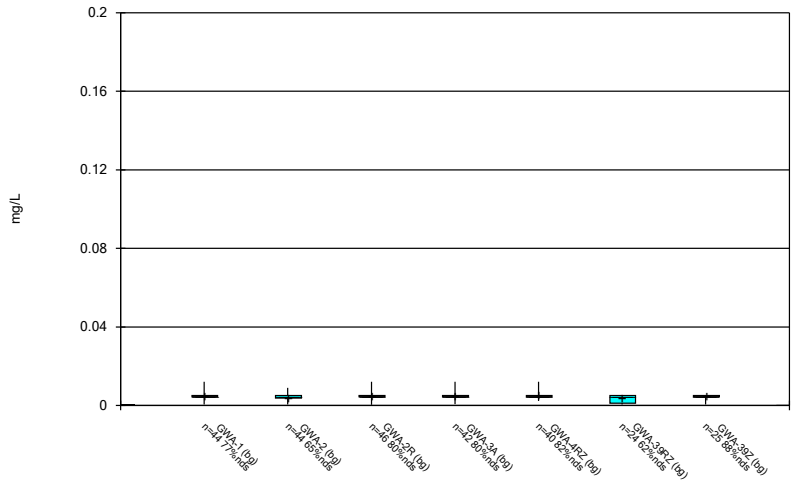

Constituent: Chromium Analysis Run 5/1/2026 4:05 PM
Plant Bowen Client: Southern Company Data: Bowen LF 3-8

Sanitas™ v.10.1.06e Software licensed to Groundwater Stats Consulting. UG

Box & Whiskers Plot

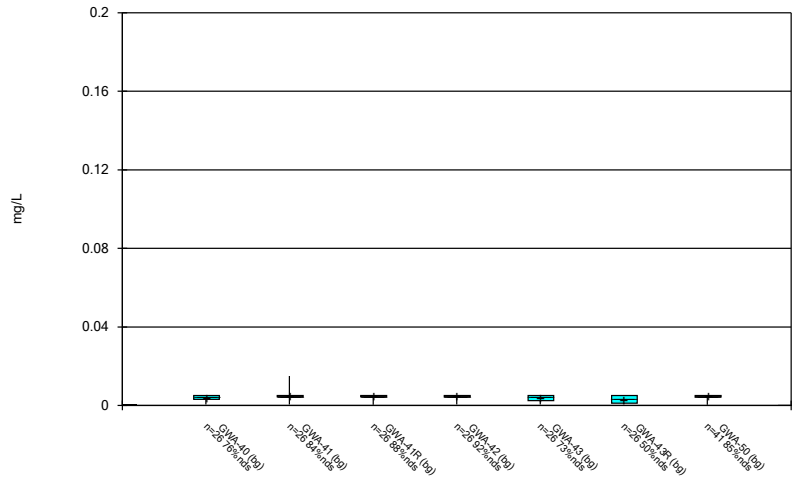

Constituent: Chromium Analysis Run 5/1/2026 4:05 PM
Plant Bowen Client: Southern Company Data: Bowen LF 3-8

Sanitas™ v.10.1.06e Software licensed to Groundwater Stats Consulting. UG

Box & Whiskers Plot

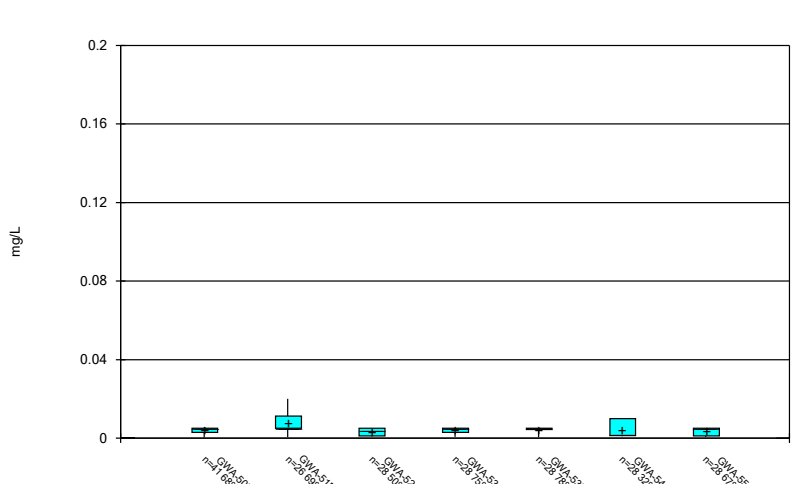

Constituent: Chromium Analysis Run 5/1/2026 4:05 PM
Plant Bowen Client: Southern Company Data: Bowen LF 3-8

Sanitas™ v.10.1.06e Software licensed to Groundwater Stats Consulting. UG

Box & Whiskers Plot

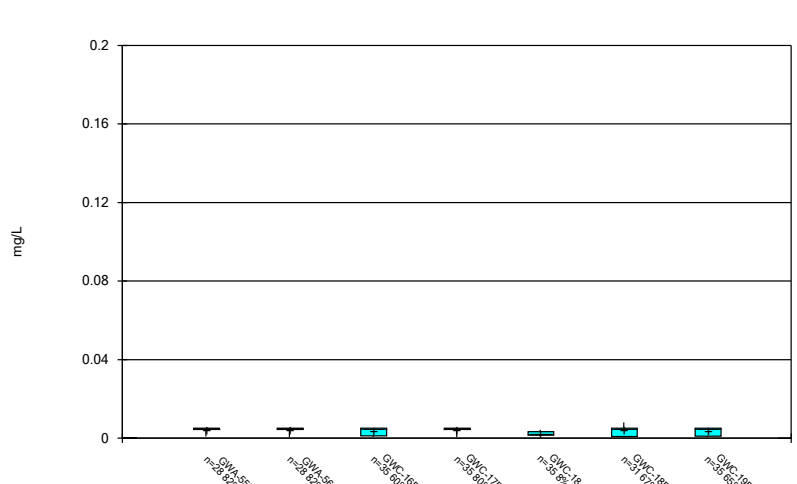

Constituent: Chromium Analysis Run 5/1/2026 4:06 PM
Plant Bowen Client: Southern Company Data: Bowen LF 3-8

Sanitas™ v.10.1.06e Software licensed to Groundwater Stats Consulting. UG

Box & Whiskers Plot

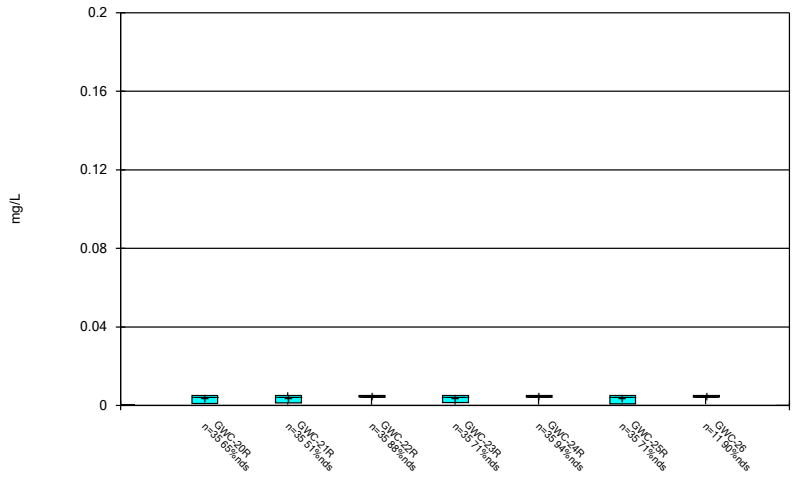

Constituent: Chromium Analysis Run 5/1/2026 4:06 PM

Plant Bowen Client: Southern Company Data: Bowen LF 3-8

Sanitas™ v.10.1.06e Software licensed to Groundwater Stats Consulting. UG

Box & Whiskers Plot

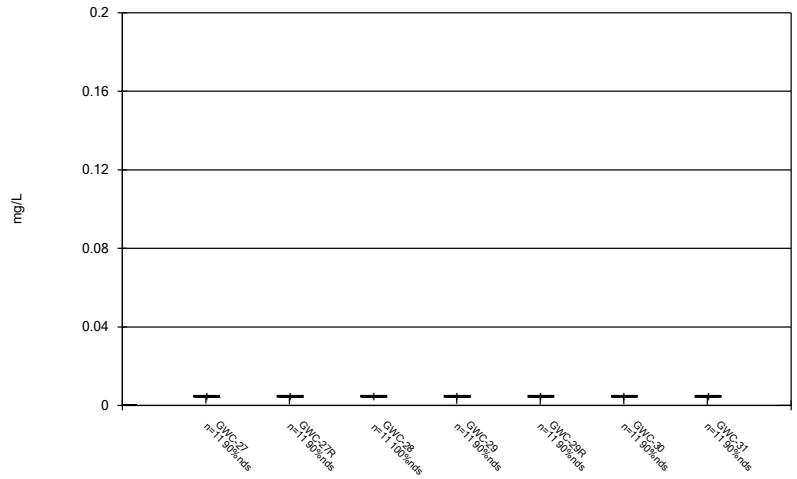

Constituent: Chromium Analysis Run 5/1/2026 4:06 PM

Plant Bowen Client: Southern Company Data: Bowen LF 3-8

Sanitas™ v.10.1.06e Software licensed to Groundwater Stats Consulting. UG

Box & Whiskers Plot

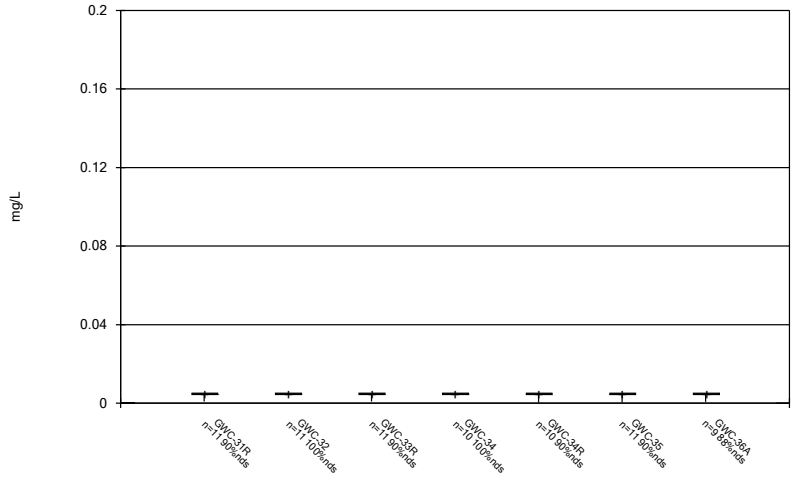

Constituent: Chromium Analysis Run 5/1/2026 4:06 PM

Plant Bowen Client: Southern Company Data: Bowen LF 3-8

Sanitas™ v.10.1.06e Software licensed to Groundwater Stats Consulting. UG

Box & Whiskers Plot

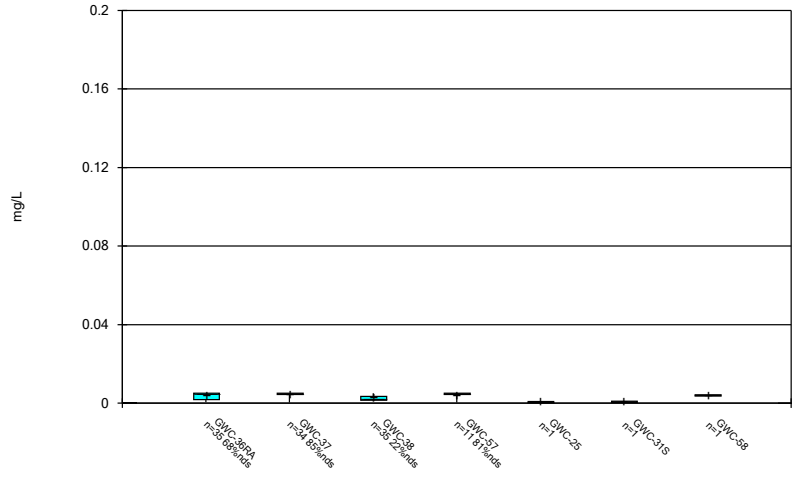

Constituent: Chromium Analysis Run 5/1/2026 4:06 PM

Plant Bowen Client: Southern Company Data: Bowen LF 3-8

Sanitas™ v.10.1.06e Software licensed to Groundwater Stats Consulting. UG

Box & Whiskers Plot

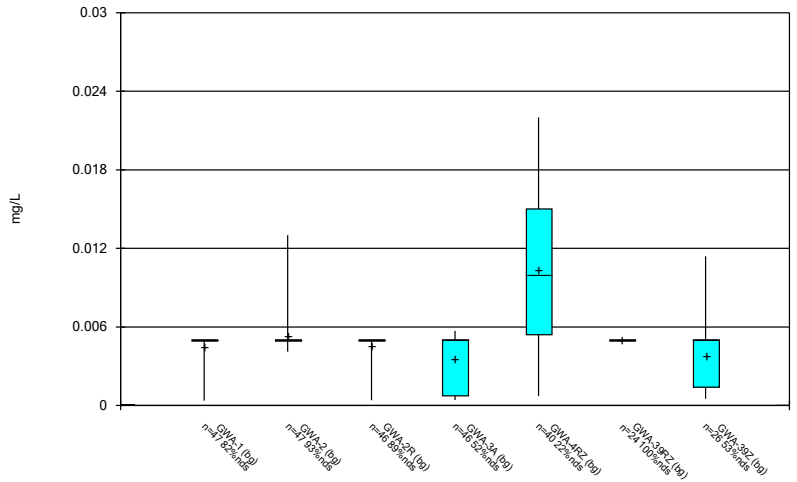

Constituent: Cobalt Analysis Run 5/1/2026 4:06 PM

Plant Bowen Client: Southern Company Data: Bowen LF 3-8

Sanitas™ v.10.1.06e Software licensed to Groundwater Stats Consulting. UG

Box & Whiskers Plot

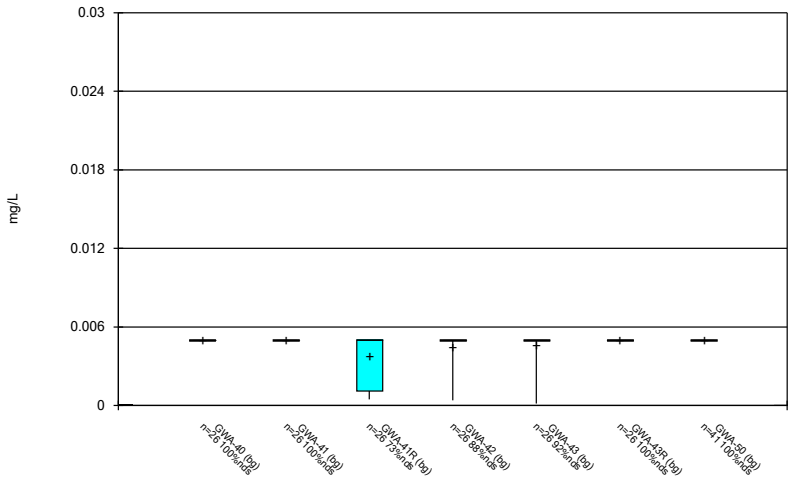

Constituent: Cobalt Analysis Run 5/1/2026 4:06 PM

Plant Bowen Client: Southern Company Data: Bowen LF 3-8

Sanitas™ v.10.1.06e Software licensed to Groundwater Stats Consulting. UG

Box & Whiskers Plot

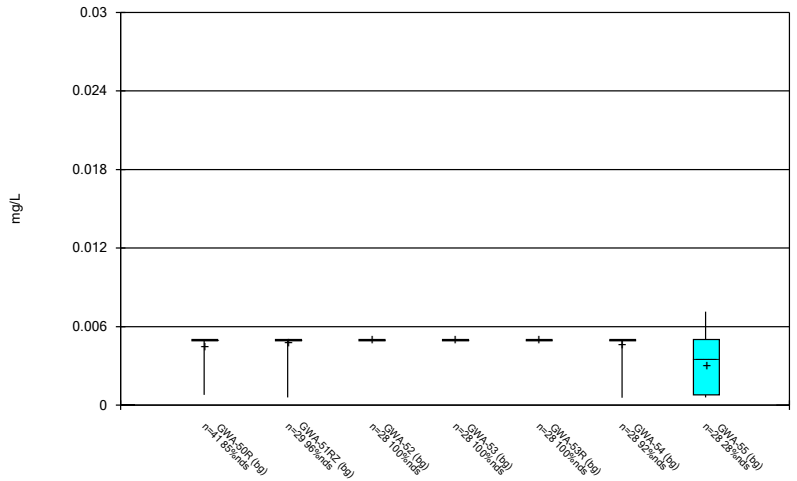

Constituent: Cobalt Analysis Run 5/1/2026 4:06 PM

Plant Bowen Client: Southern Company Data: Bowen LF 3-8

Sanitas™ v.10.1.06e Software licensed to Groundwater Stats Consulting. UG

Box & Whiskers Plot

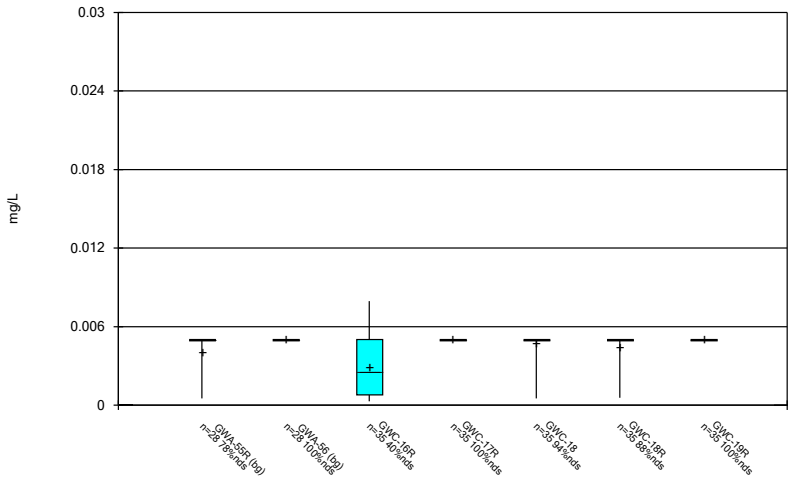

Constituent: Cobalt Analysis Run 5/1/2026 4:06 PM

Plant Bowen Client: Southern Company Data: Bowen LF 3-8

Sanitas™ v.10.1.06e Software licensed to Groundwater Stats Consulting. UG

Box & Whiskers Plot

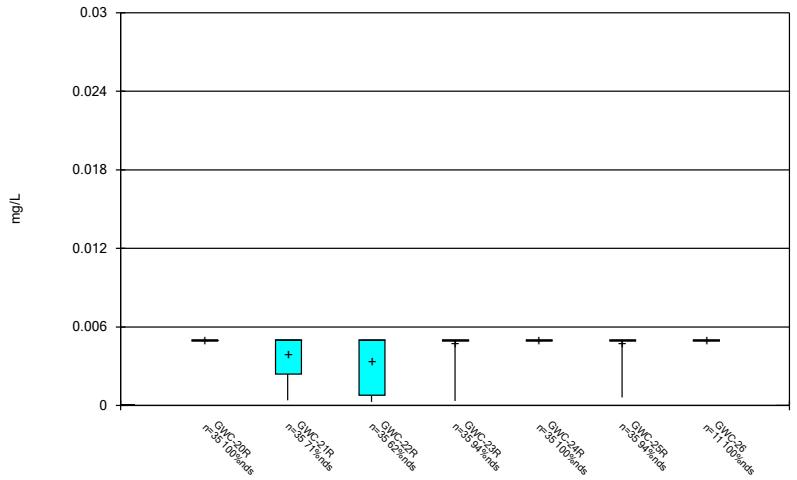

Constituent: Cobalt Analysis Run 5/1/2026 4:06 PM

Plant Bowen Client: Southern Company Data: Bowen LF 3-8

Sanitas™ v.10.1.06e Software licensed to Groundwater Stats Consulting. UG

Box & Whiskers Plot

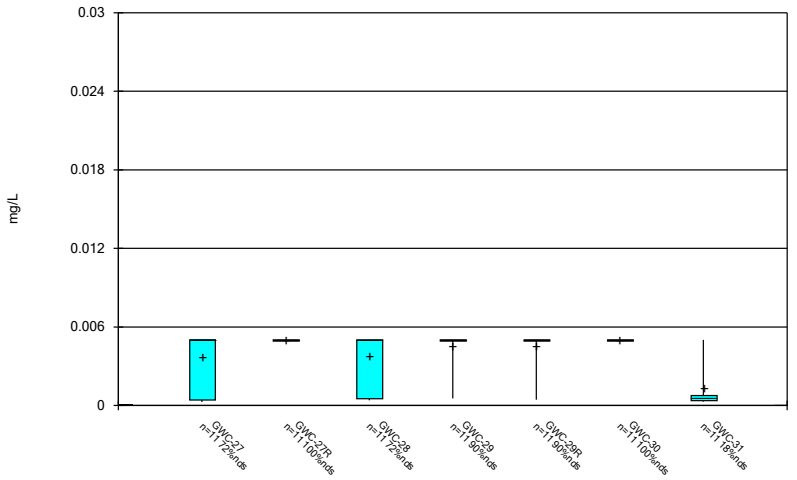

Constituent: Cobalt Analysis Run 5/1/2026 4:06 PM

Plant Bowen Client: Southern Company Data: Bowen LF 3-8

Sanitas™ v.10.1.06e Software licensed to Groundwater Stats Consulting. UG

Box & Whiskers Plot

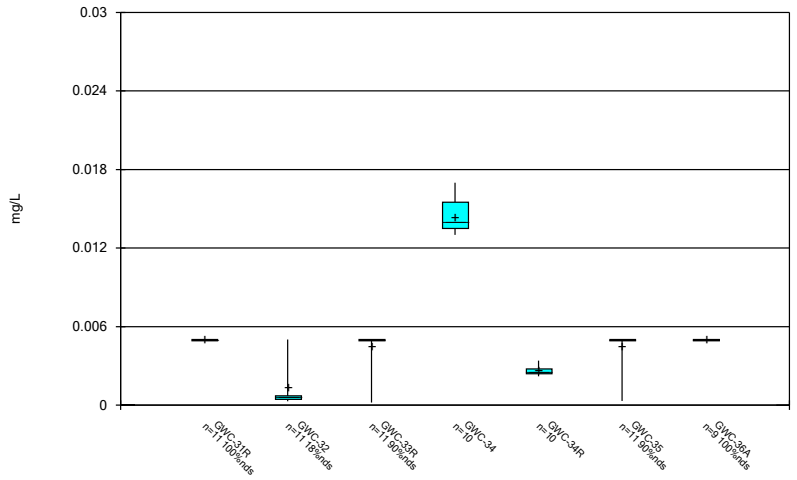

Constituent: Cobalt Analysis Run 5/1/2026 4:06 PM

Plant Bowen Client: Southern Company Data: Bowen LF 3-8

Sanitas™ v.10.1.06e Software licensed to Groundwater Stats Consulting. UG

Box & Whiskers Plot

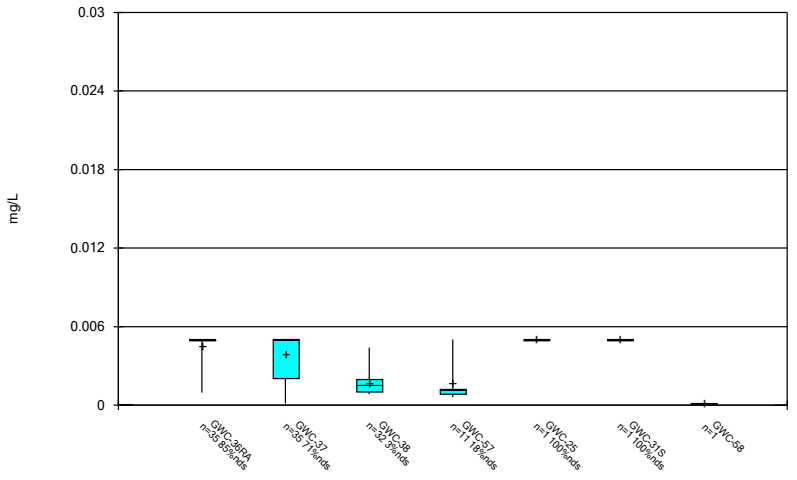

Constituent: Cobalt Analysis Run 5/1/2026 4:06 PM

Plant Bowen Client: Southern Company Data: Bowen LF 3-8

Sanitas™ v.10.1.06e Software licensed to Groundwater Stats Consulting. UG

Box & Whiskers Plot

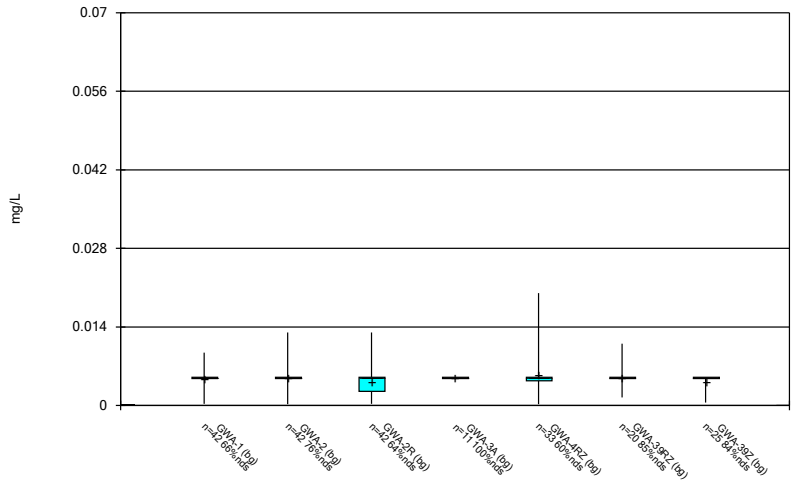

Constituent: Copper Analysis Run 5/1/2026 4:06 PM

Plant Bowen Client: Southern Company Data: Bowen LF 3-8

Sanitas™ v.10.1.06e Software licensed to Groundwater Stats Consulting. UG

Box & Whiskers Plot

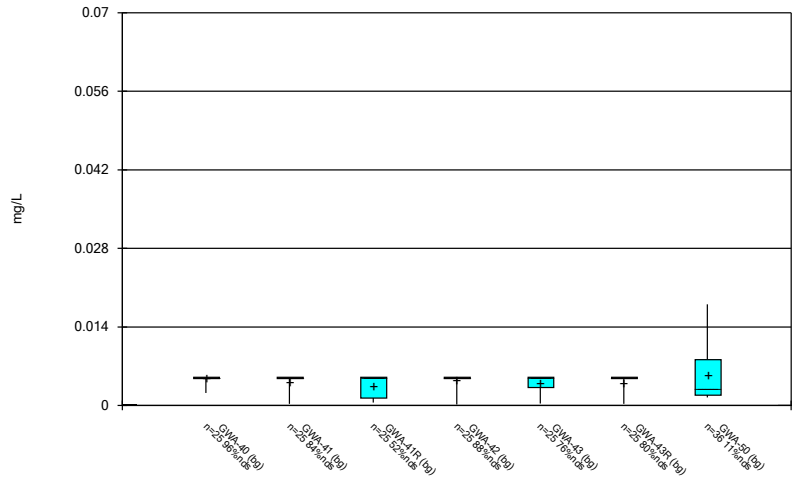

Constituent: Copper Analysis Run 5/1/2026 4:06 PM

Plant Bowen Client: Southern Company Data: Bowen LF 3-8

Sanitas™ v.10.1.06e Software licensed to Groundwater Stats Consulting. UG

Box & Whiskers Plot

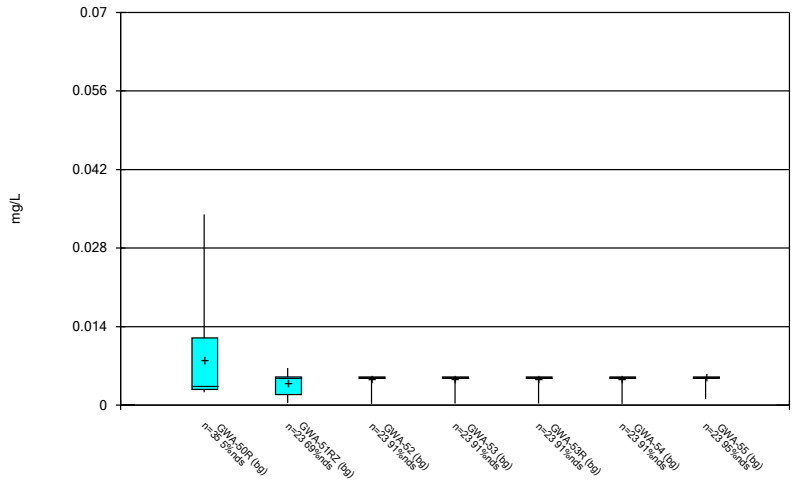

Constituent: Copper Analysis Run 5/1/2026 4:06 PM

Plant Bowen Client: Southern Company Data: Bowen LF 3-8

Sanitas™ v.10.1.06e Software licensed to Groundwater Stats Consulting. UG

Box & Whiskers Plot

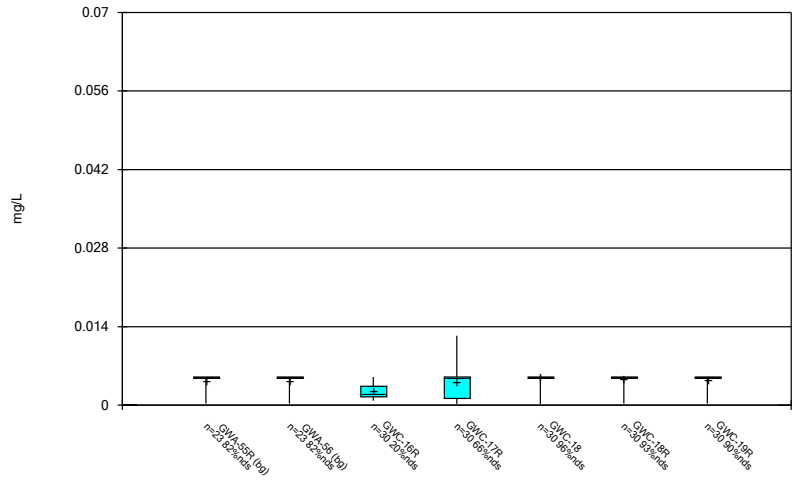

Constituent: Copper Analysis Run 5/1/2026 4:06 PM

Plant Bowen Client: Southern Company Data: Bowen LF 3-8

Sanitas™ v.10.1.06e Software licensed to Groundwater Stats Consulting. UG

Box & Whiskers Plot

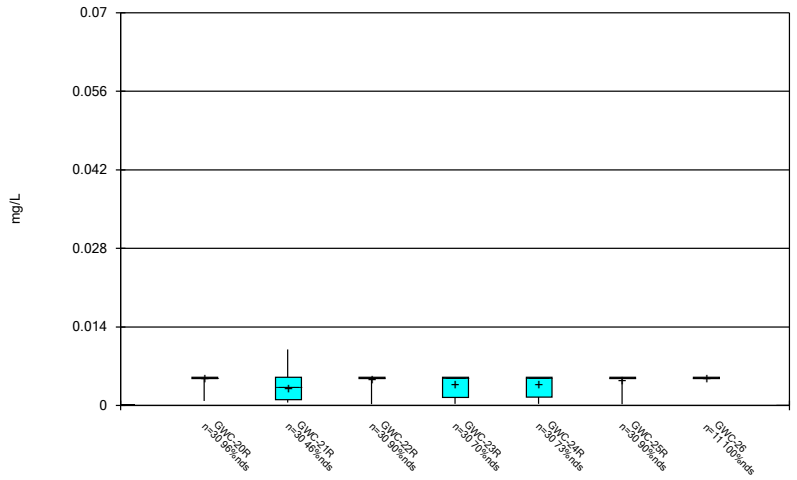

Constituent: Copper Analysis Run 5/1/2026 4:06 PM

Plant Bowen Client: Southern Company Data: Bowen LF 3-8

Sanitas™ v.10.1.06e Software licensed to Groundwater Stats Consulting. UG

Box & Whiskers Plot

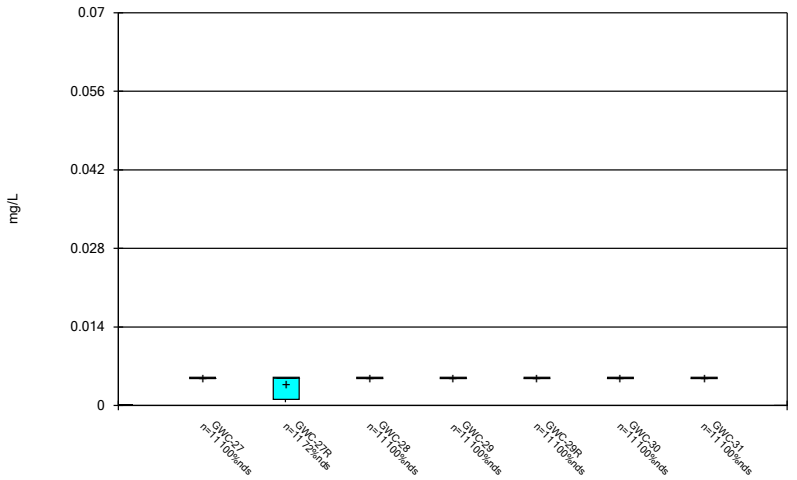

Constituent: Copper Analysis Run 5/1/2026 4:06 PM

Plant Bowen Client: Southern Company Data: Bowen LF 3-8

Sanitas™ v.10.1.06e Software licensed to Groundwater Stats Consulting. UG

Box & Whiskers Plot

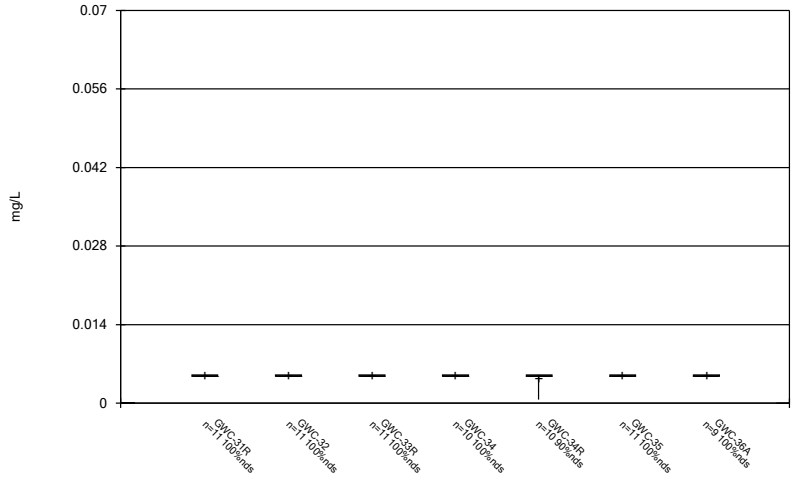

Constituent: Copper Analysis Run 5/1/2026 4:06 PM

Plant Bowen Client: Southern Company Data: Bowen LF 3-8

Sanitas™ v.10.1.06e Software licensed to Groundwater Stats Consulting. UG

Box & Whiskers Plot

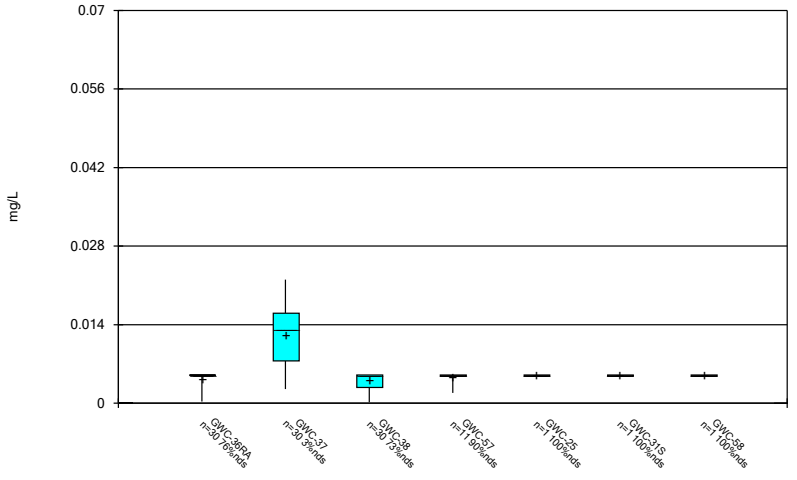

Constituent: Copper Analysis Run 5/1/2026 4:06 PM

Plant Bowen Client: Southern Company Data: Bowen LF 3-8

Sanitas™ v.10.1.06e Software licensed to Groundwater Stats Consulting. UG

Box & Whiskers Plot

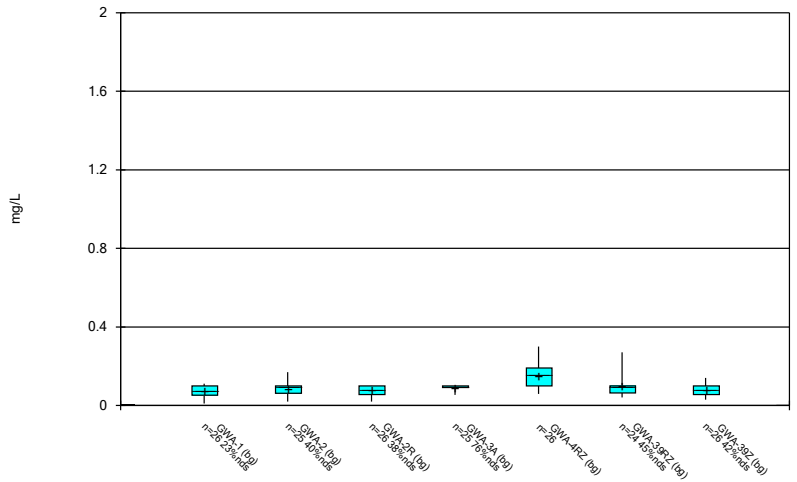

Constituent: Fluoride Analysis Run 5/1/2026 4:06 PM

Plant Bowen Client: Southern Company Data: Bowen LF 3-8

Sanitas™ v.10.1.06e Software licensed to Groundwater Stats Consulting. UG

Box & Whiskers Plot

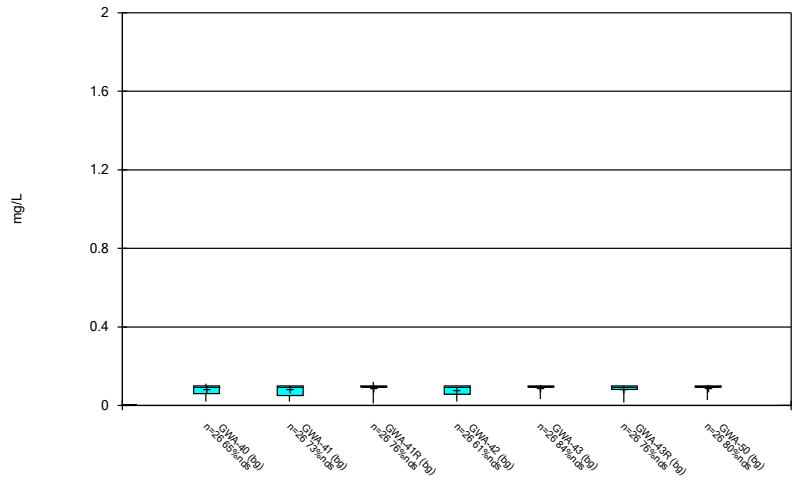

Constituent: Fluoride Analysis Run 5/1/2026 4:06 PM

Plant Bowen Client: Southern Company Data: Bowen LF 3-8

Sanitas™ v.10.1.06e Software licensed to Groundwater Stats Consulting. UG

Box & Whiskers Plot

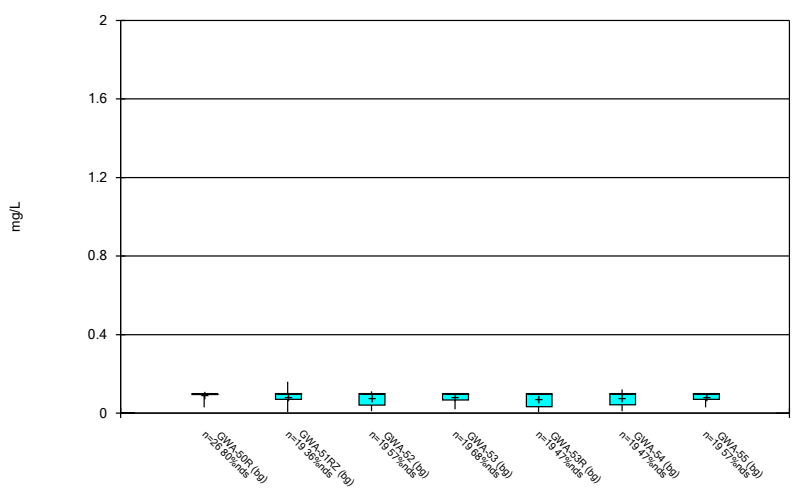

Constituent: Fluoride Analysis Run 5/1/2026 4:06 PM

Plant Bowen Client: Southern Company Data: Bowen LF 3-8

Sanitas™ v.10.1.06e Software licensed to Groundwater Stats Consulting. UG

Box & Whiskers Plot

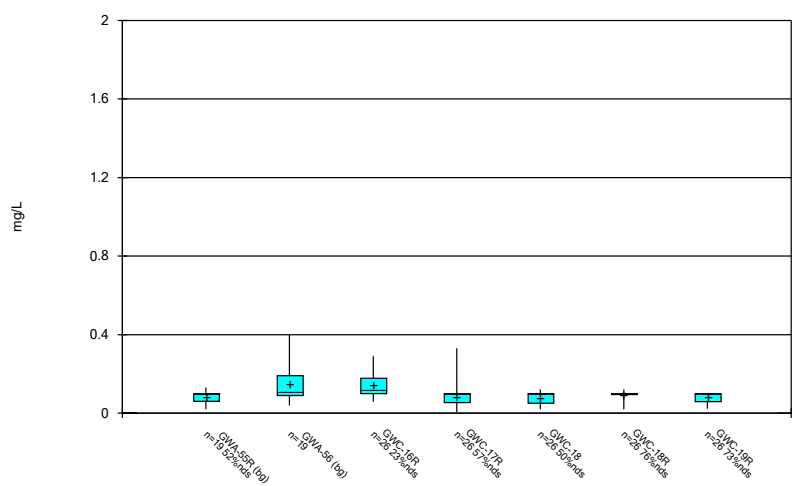

Constituent: Fluoride Analysis Run 5/1/2026 4:06 PM

Plant Bowen Client: Southern Company Data: Bowen LF 3-8

Box & Whiskers Plot

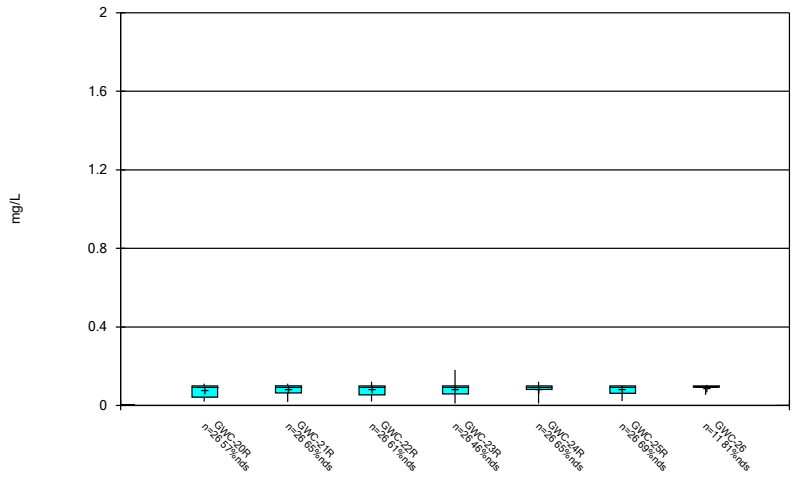

Constituent: Fluoride Analysis Run 5/1/2026 4:06 PM

Plant Bowen Client: Southern Company Data: Bowen LF 3-8

Sanitas™ v.10.1.06e Software licensed to Groundwater Stats Consulting. UG

Box & Whiskers Plot

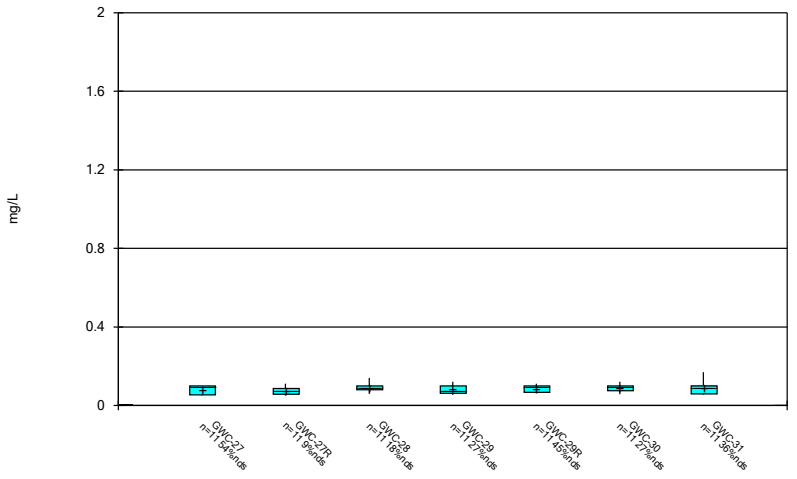

Constituent: Fluoride Analysis Run 5/1/2026 4:06 PM

Plant Bowen Client: Southern Company Data: Bowen LF 3-8

Sanitas™ v.10.1.06e Software licensed to Groundwater Stats Consulting. UG

Box & Whiskers Plot

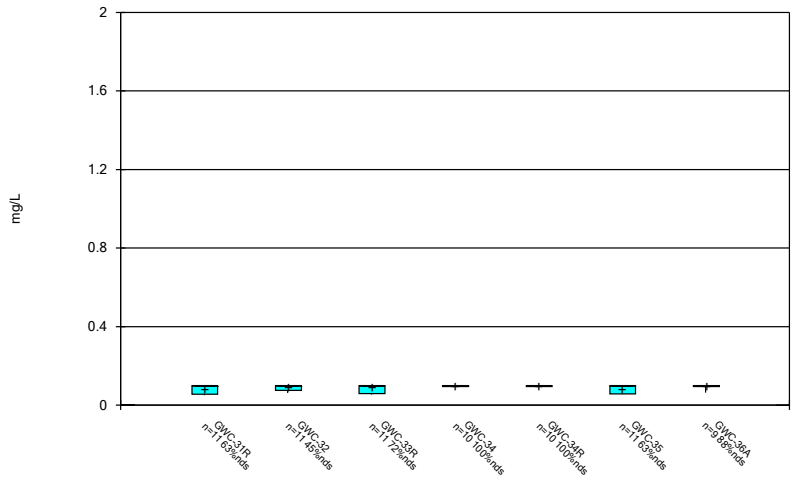

Constituent: Fluoride Analysis Run 5/1/2026 4:06 PM

Plant Bowen Client: Southern Company Data: Bowen LF 3-8

Sanitas™ v.10.1.06e Software licensed to Groundwater Stats Consulting. UG

Box & Whiskers Plot

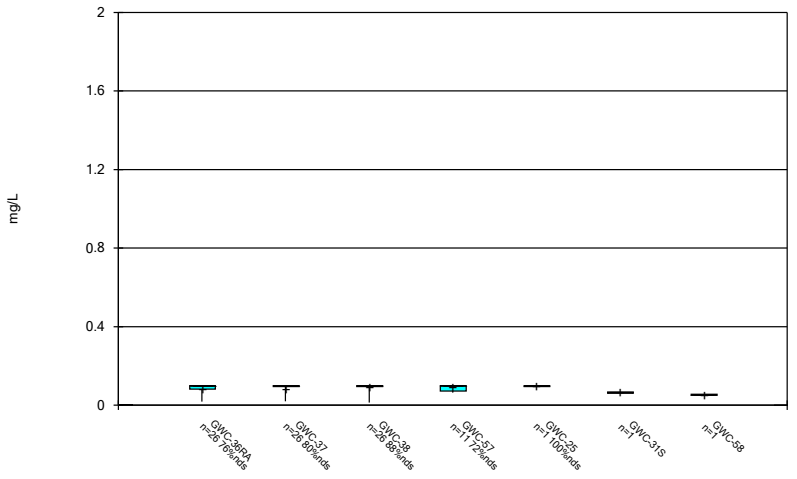

Constituent: Fluoride Analysis Run 5/1/2026 4:06 PM

Plant Bowen Client: Southern Company Data: Bowen LF 3-8

Sanitas™ v.10.1.06e Software licensed to Groundwater Stats Consulting. UG

Box & Whiskers Plot

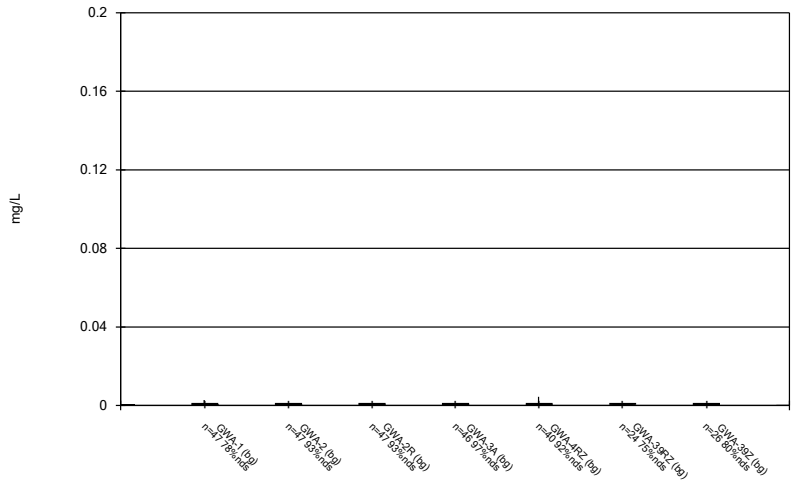

Constituent: Lead Analysis Run 5/1/2026 4:06 PM

Plant Bowen Client: Southern Company Data: Bowen LF 3-8

Sanitas™ v.10.1.06e Software licensed to Groundwater Stats Consulting. UG

Box & Whiskers Plot

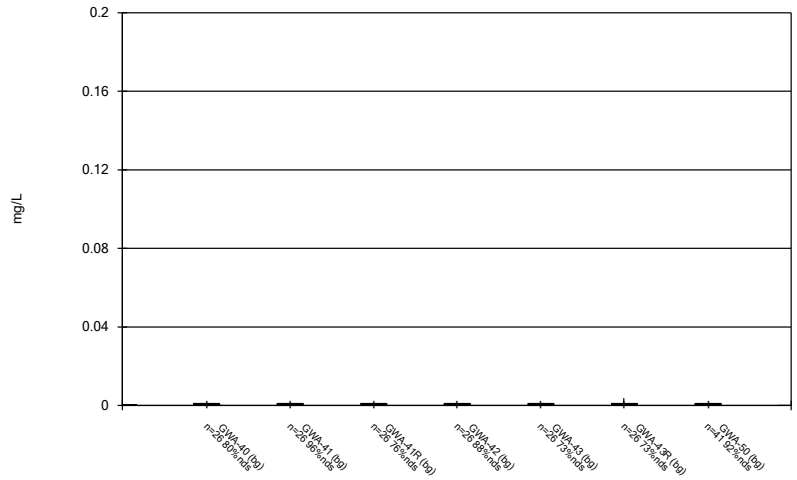

Constituent: Lead Analysis Run 5/1/2026 4:06 PM

Plant Bowen Client: Southern Company Data: Bowen LF 3-8

Sanitas™ v.10.1.06e Software licensed to Groundwater Stats Consulting. UG

Box & Whiskers Plot

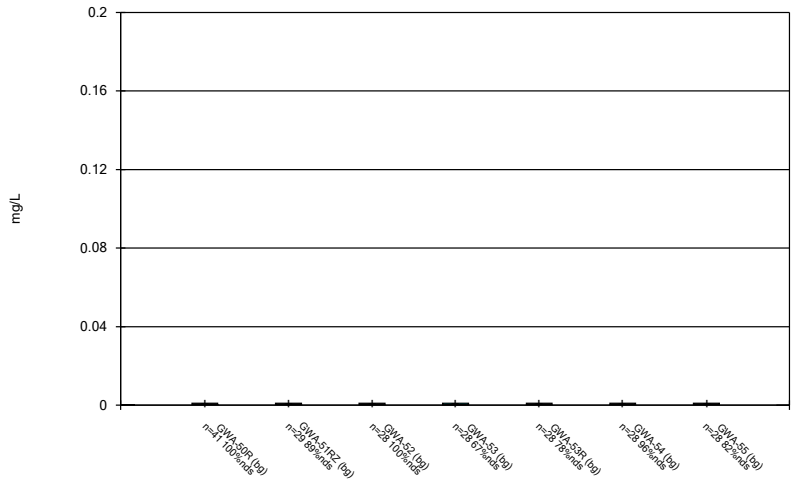

Constituent: Lead Analysis Run 5/1/2026 4:06 PM

Plant Bowen Client: Southern Company Data: Bowen LF 3-8

Sanitas™ v.10.1.06e Software licensed to Groundwater Stats Consulting. UG

Box & Whiskers Plot

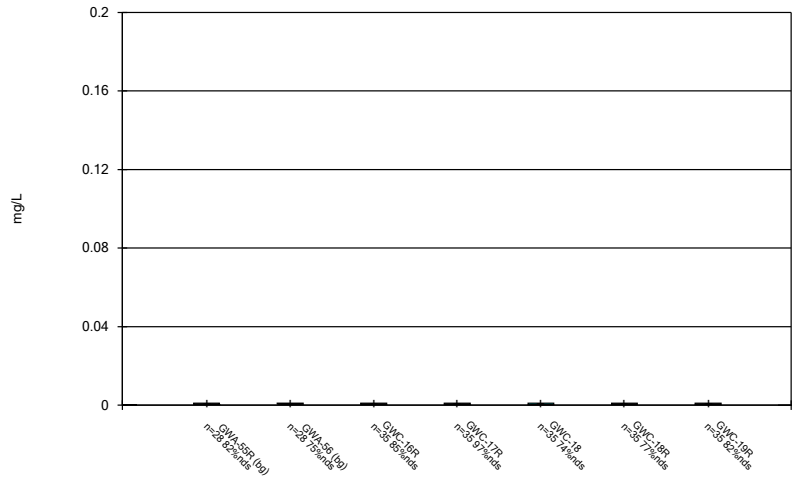

Constituent: Lead Analysis Run 5/1/2026 4:06 PM

Plant Bowen Client: Southern Company Data: Bowen LF 3-8

Sanitas™ v.10.1.06e Software licensed to Groundwater Stats Consulting. UG

Box & Whiskers Plot

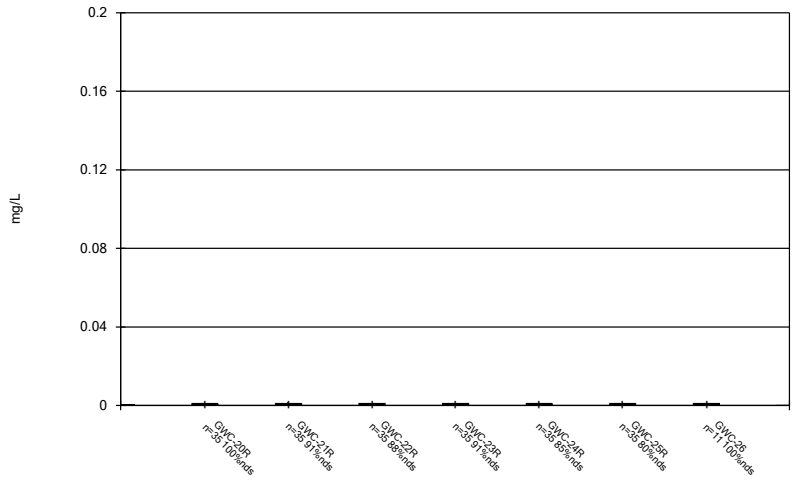

Constituent: Lead Analysis Run 5/1/2026 4:06 PM

Plant Bowen Client: Southern Company Data: Bowen LF 3-8

Sanitas™ v.10.1.06e Software licensed to Groundwater Stats Consulting. UG

Box & Whiskers Plot

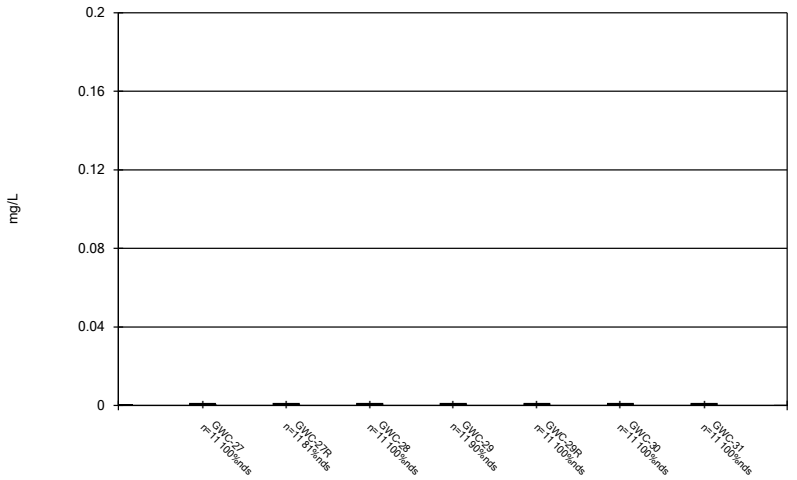

Constituent: Lead Analysis Run 5/1/2026 4:06 PM

Plant Bowen Client: Southern Company Data: Bowen LF 3-8

Sanitas™ v.10.1.06e Software licensed to Groundwater Stats Consulting. UG

Box & Whiskers Plot

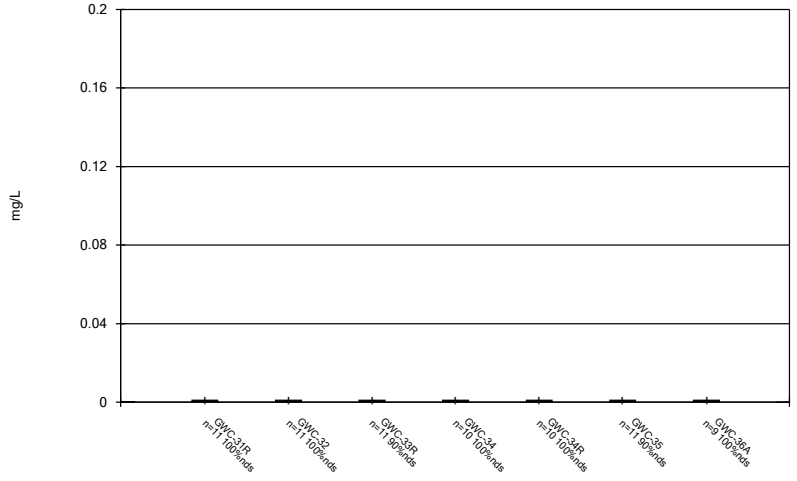

Constituent: Lead Analysis Run 5/1/2026 4:06 PM

Plant Bowen Client: Southern Company Data: Bowen LF 3-8

Sanitas™ v.10.1.06e Software licensed to Groundwater Stats Consulting. UG

Box & Whiskers Plot

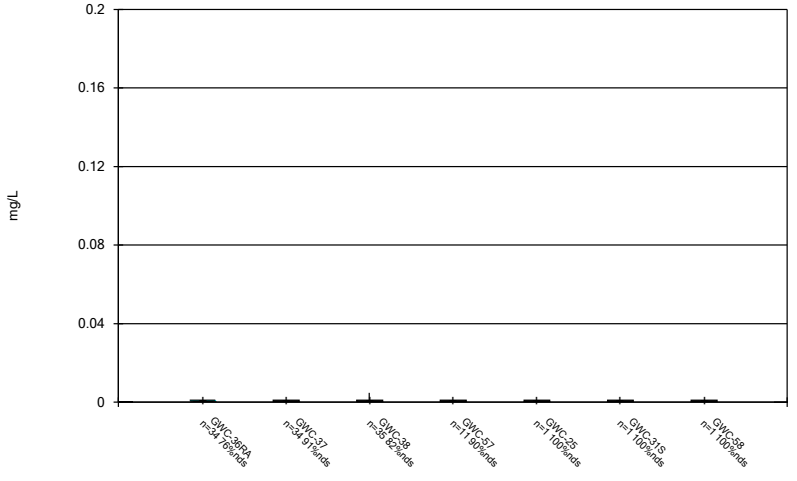

Constituent: Lead Analysis Run 5/1/2026 4:06 PM

Plant Bowen Client: Southern Company Data: Bowen LF 3-8

Sanitas™ v.10.1.06e Software licensed to Groundwater Stats Consulting. UG

Box & Whiskers Plot

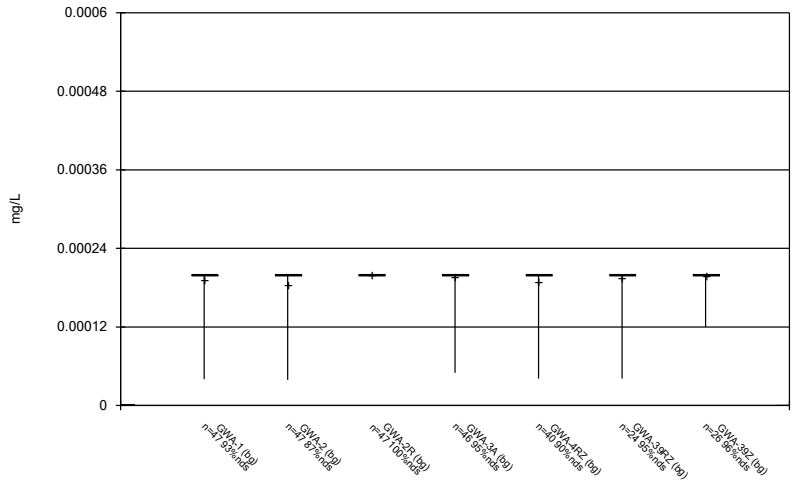

Constituent: Mercury Analysis Run 5/1/2026 4:06 PM

Plant Bowen Client: Southern Company Data: Bowen LF 3-8

Sanitas™ v.10.1.06e Software licensed to Groundwater Stats Consulting. UG

Box & Whiskers Plot

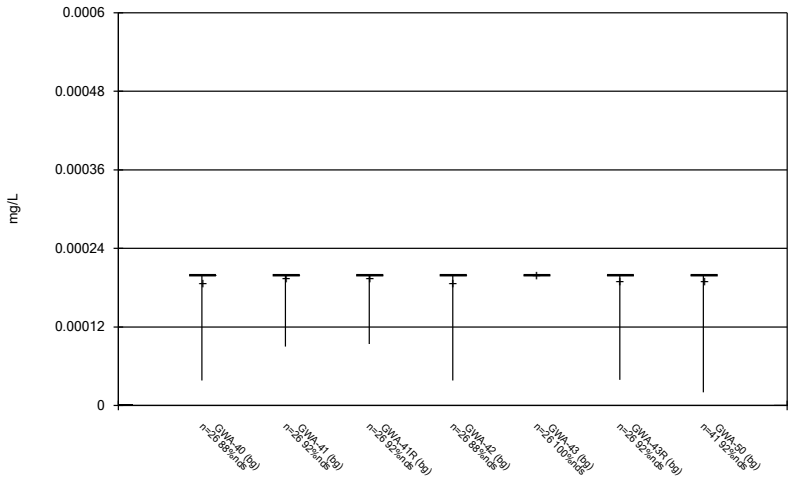

Constituent: Mercury Analysis Run 5/1/2026 4:06 PM

Plant Bowen Client: Southern Company Data: Bowen LF 3-8

Sanitas™ v.10.1.06e Software licensed to Groundwater Stats Consulting. UG

Box & Whiskers Plot

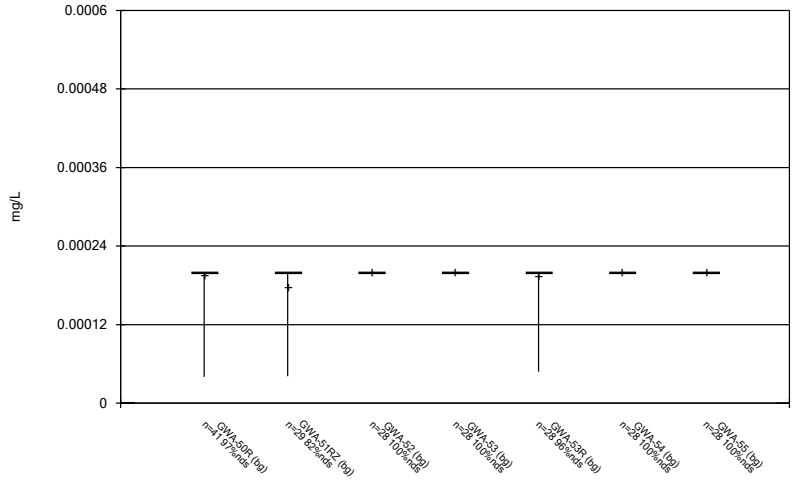

Constituent: Mercury Analysis Run 5/1/2026 4:06 PM

Plant Bowen Client: Southern Company Data: Bowen LF 3-8

Sanitas™ v.10.1.06e Software licensed to Groundwater Stats Consulting. UG

Box & Whiskers Plot

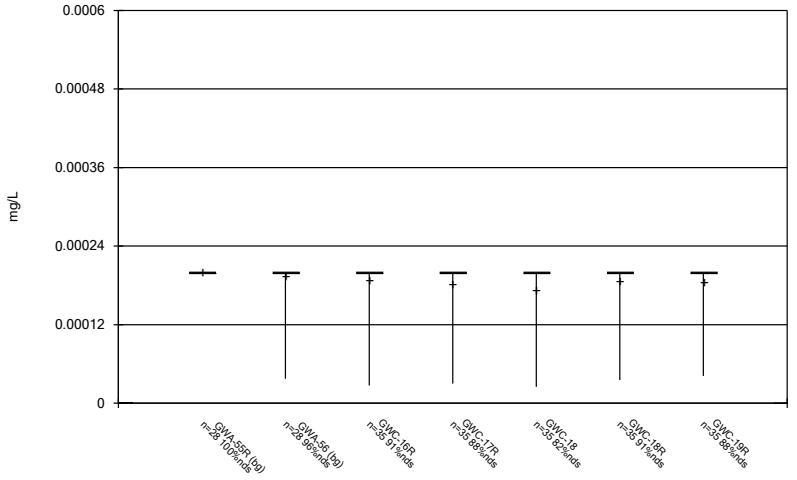

Constituent: Mercury Analysis Run 5/1/2026 4:06 PM

Plant Bowen Client: Southern Company Data: Bowen LF 3-8

Box & Whiskers Plot

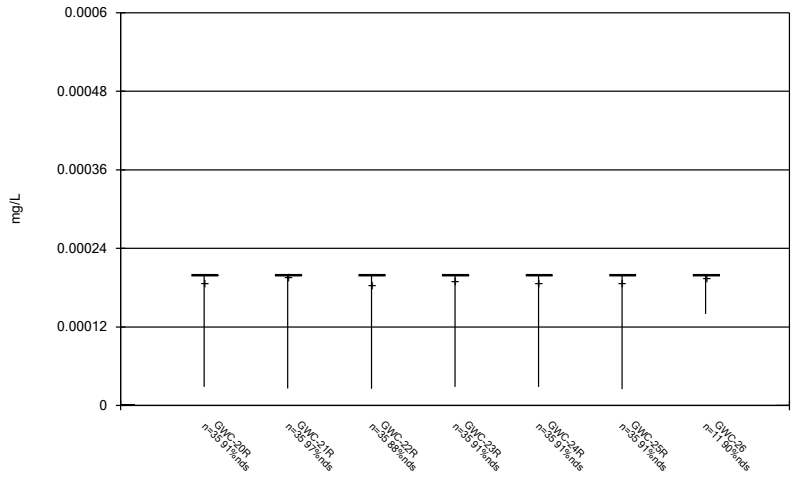

Constituent: Mercury Analysis Run 5/1/2026 4:06 PM

Plant Bowen Client: Southern Company Data: Bowen LF 3-8

Sanitas™ v.10.1.06e Software licensed to Groundwater Stats Consulting. UG

Box & Whiskers Plot

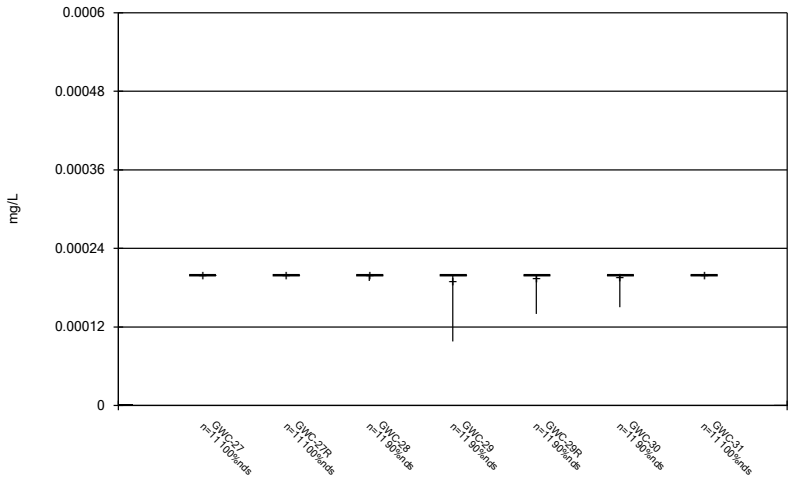

Constituent: Mercury Analysis Run 5/1/2026 4:06 PM

Plant Bowen Client: Southern Company Data: Bowen LF 3-8

Sanitas™ v.10.1.06e Software licensed to Groundwater Stats Consulting. UG

Box & Whiskers Plot

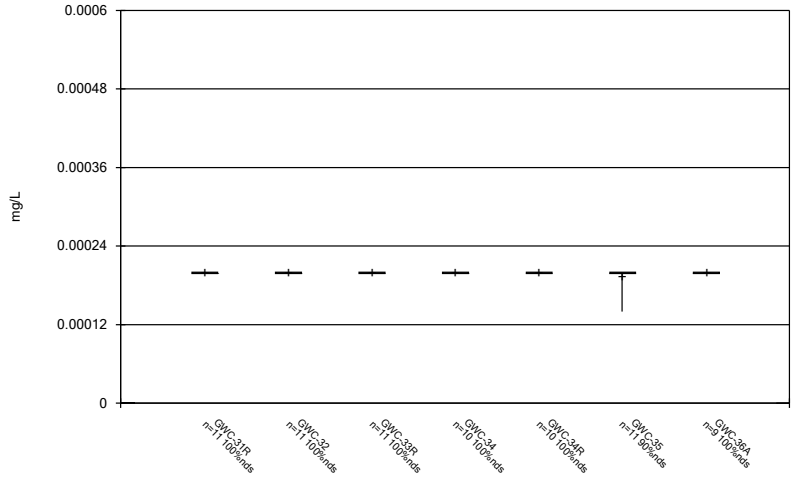

Constituent: Mercury Analysis Run 5/1/2026 4:06 PM

Plant Bowen Client: Southern Company Data: Bowen LF 3-8

Sanitas™ v.10.1.06e Software licensed to Groundwater Stats Consulting. UG

Box & Whiskers Plot

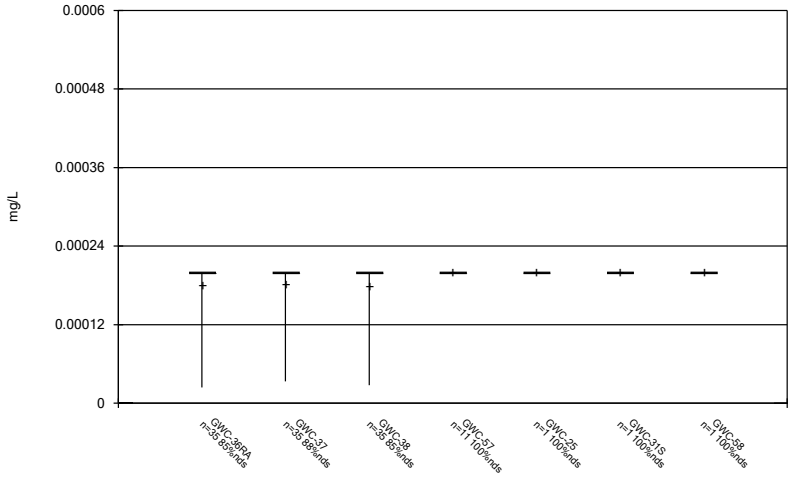

Constituent: Mercury Analysis Run 5/1/2026 4:06 PM

Plant Bowen Client: Southern Company Data: Bowen LF 3-8

Sanitas™ v.10.1.06e Software licensed to Groundwater Stats Consulting. UG

Box & Whiskers Plot

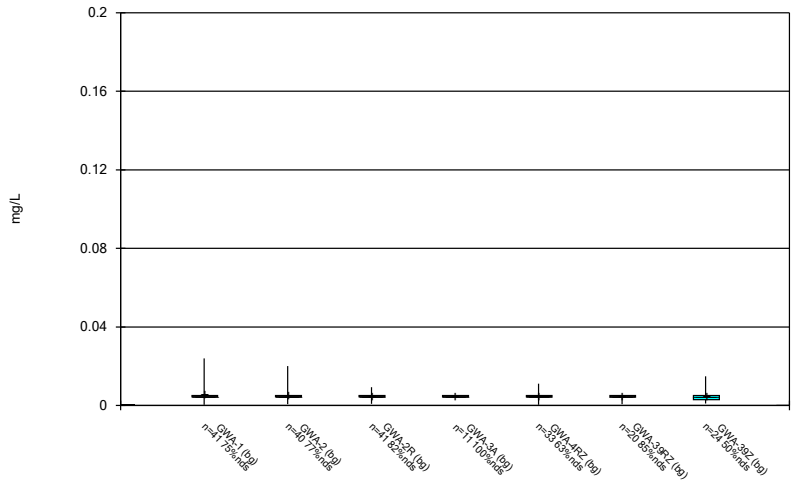

Constituent: Nickel Analysis Run 5/1/2026 4:06 PM

Plant Bowen Client: Southern Company Data: Bowen LF 3-8

Sanitas™ v.10.1.06e Software licensed to Groundwater Stats Consulting. UG

Box & Whiskers Plot

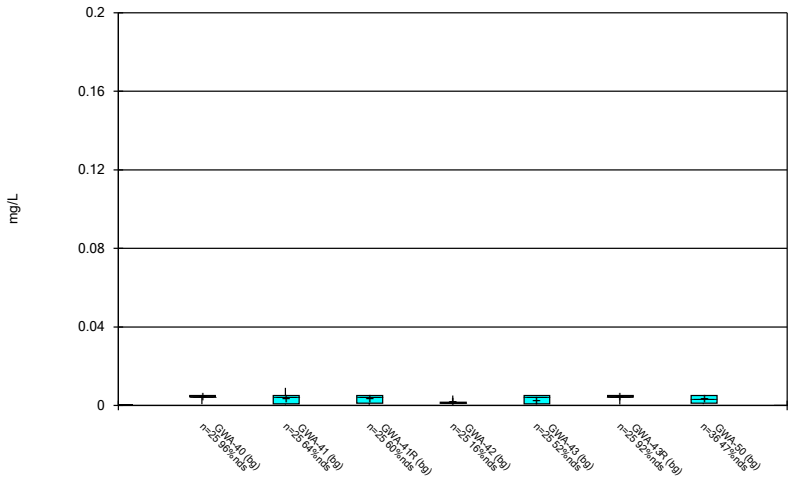

Constituent: Nickel Analysis Run 5/1/2026 4:06 PM

Plant Bowen Client: Southern Company Data: Bowen LF 3-8

Sanitas™ v.10.1.06e Software licensed to Groundwater Stats Consulting. UG

Box & Whiskers Plot

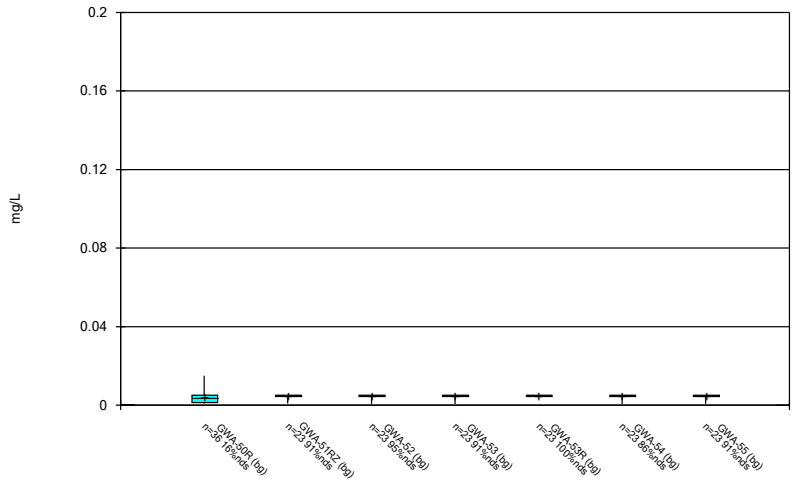

Constituent: Nickel Analysis Run 5/1/2026 4:06 PM

Plant Bowen Client: Southern Company Data: Bowen LF 3-8

Sanitas™ v.10.1.06e Software licensed to Groundwater Stats Consulting. UG

Box & Whiskers Plot

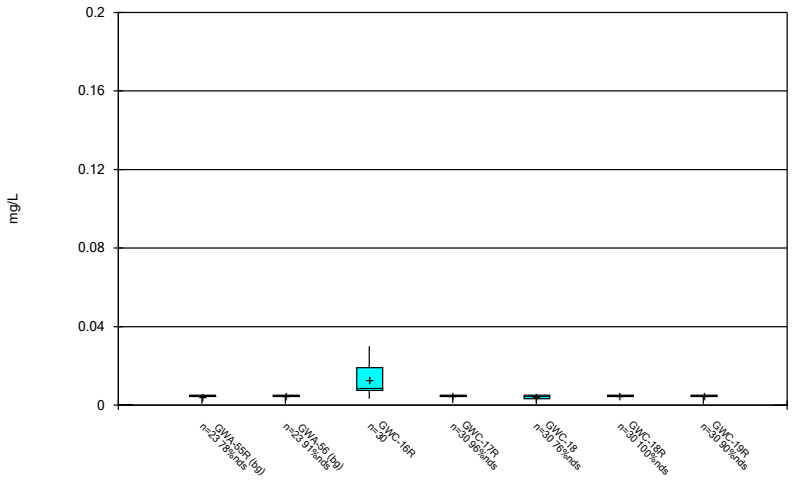

Constituent: Nickel Analysis Run 5/1/2026 4:06 PM

Plant Bowen Client: Southern Company Data: Bowen LF 3-8

Sanitas™ v.10.1.06e Software licensed to Groundwater Stats Consulting. UG

Box & Whiskers Plot

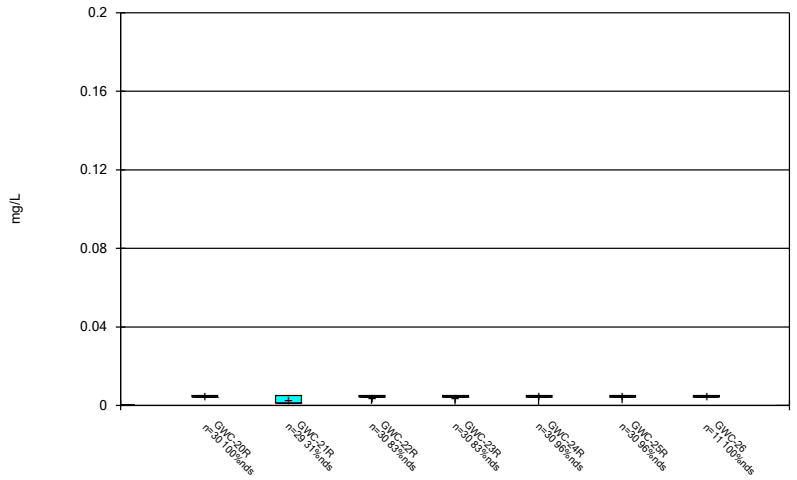

Constituent: Nickel Analysis Run 5/1/2026 4:06 PM

Plant Bowen Client: Southern Company Data: Bowen LF 3-8

Sanitas™ v.10.1.06e Software licensed to Groundwater Stats Consulting. UG

Box & Whiskers Plot

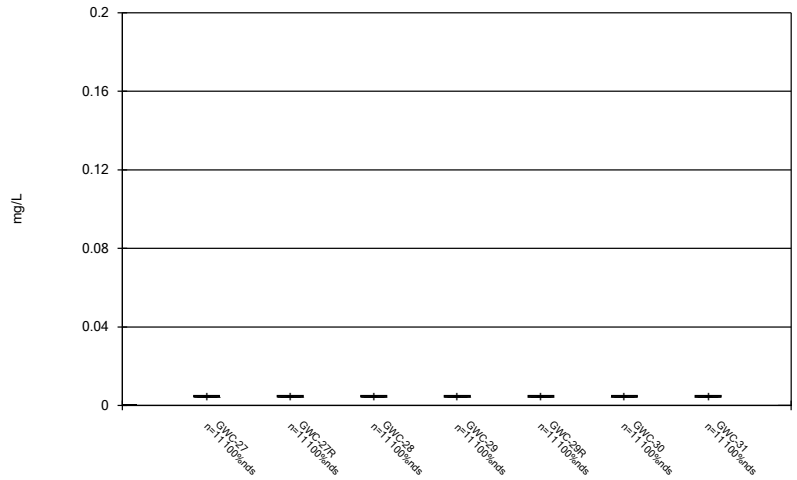

Constituent: Nickel Analysis Run 5/1/2026 4:06 PM

Plant Bowen Client: Southern Company Data: Bowen LF 3-8

Sanitas™ v.10.1.06e Software licensed to Groundwater Stats Consulting. UG

Box & Whiskers Plot

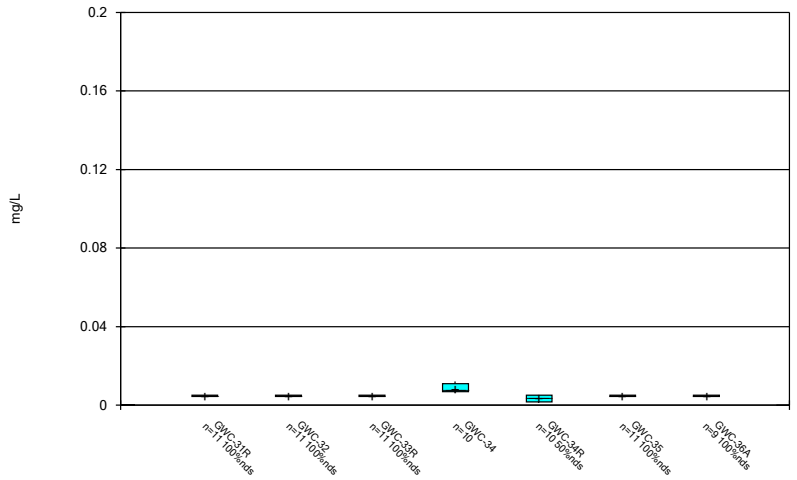

Constituent: Nickel Analysis Run 5/1/2026 4:06 PM

Plant Bowen Client: Southern Company Data: Bowen LF 3-8

Sanitas™ v.10.1.06e Software licensed to Groundwater Stats Consulting. UG

Box & Whiskers Plot

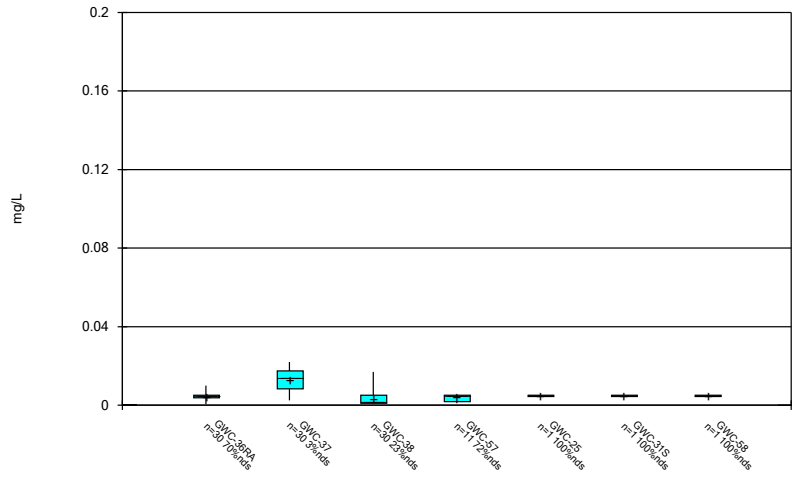

Constituent: Nickel Analysis Run 5/1/2026 4:06 PM

Plant Bowen Client: Southern Company Data: Bowen LF 3-8

Sanitas™ v.10.1.06e Software licensed to Groundwater Stats Consulting. UG

Box & Whiskers Plot

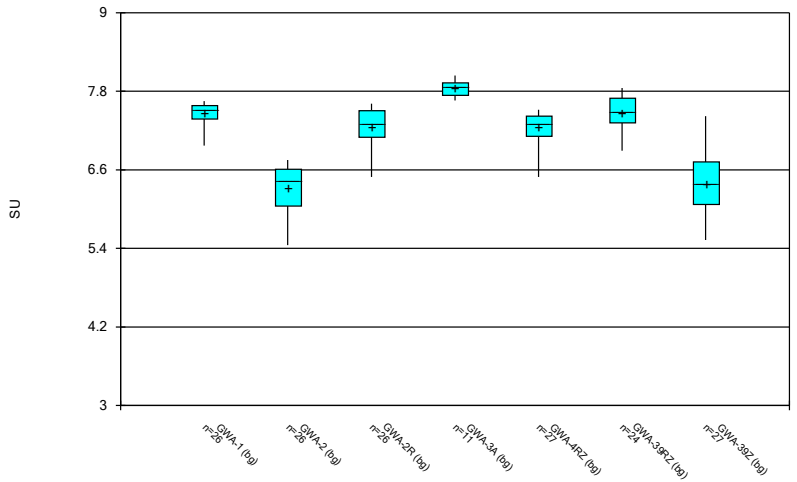

Constituent: pH, Field Analysis Run 5/1/2026 4:06 PM

Plant Bowen Client: Southern Company Data: Bowen LF 3-8

Sanitas™ v.10.1.06e Software licensed to Groundwater Stats Consulting. UG

Box & Whiskers Plot

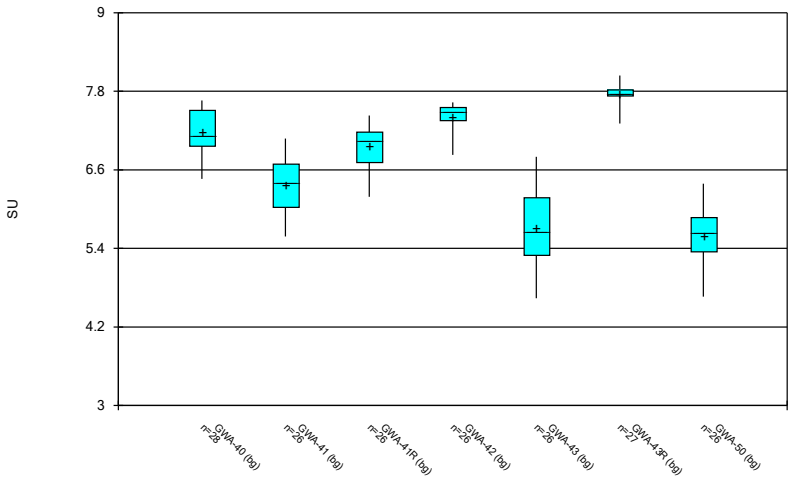

Constituent: pH, Field Analysis Run 5/1/2026 4:06 PM

Plant Bowen Client: Southern Company Data: Bowen LF 3-8

Sanitas™ v.10.1.06e Software licensed to Groundwater Stats Consulting. UG

Box & Whiskers Plot

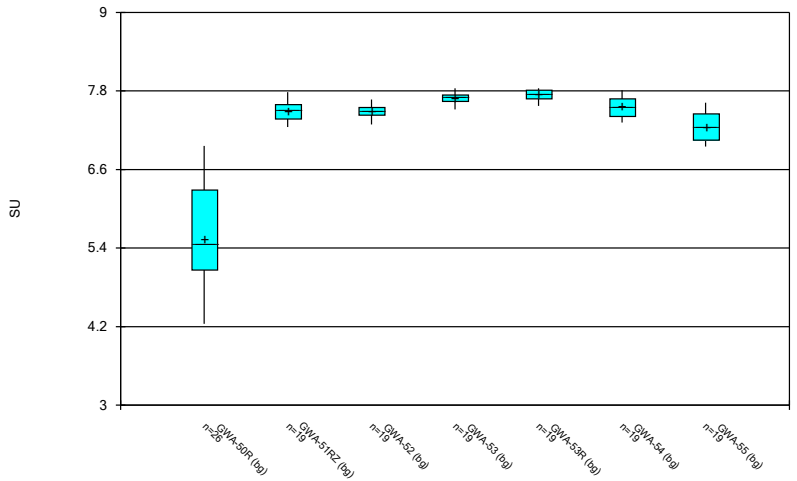

Constituent: pH, Field Analysis Run 5/1/2026 4:06 PM

Plant Bowen Client: Southern Company Data: Bowen LF 3-8

Sanitas™ v.10.1.06e Software licensed to Groundwater Stats Consulting. UG

Box & Whiskers Plot

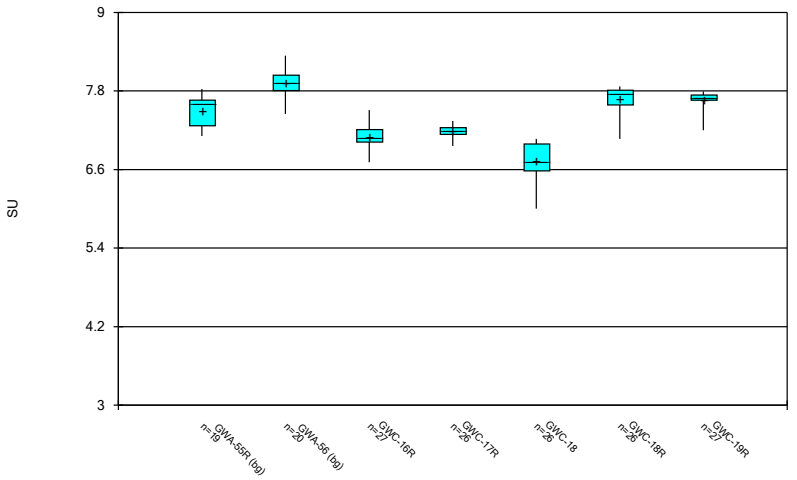

Constituent: pH, Field Analysis Run 5/1/2026 4:06 PM

Plant Bowen Client: Southern Company Data: Bowen LF 3-8

Sanitas™ v.10.1.06e Software licensed to Groundwater Stats Consulting. UG

Box & Whiskers Plot

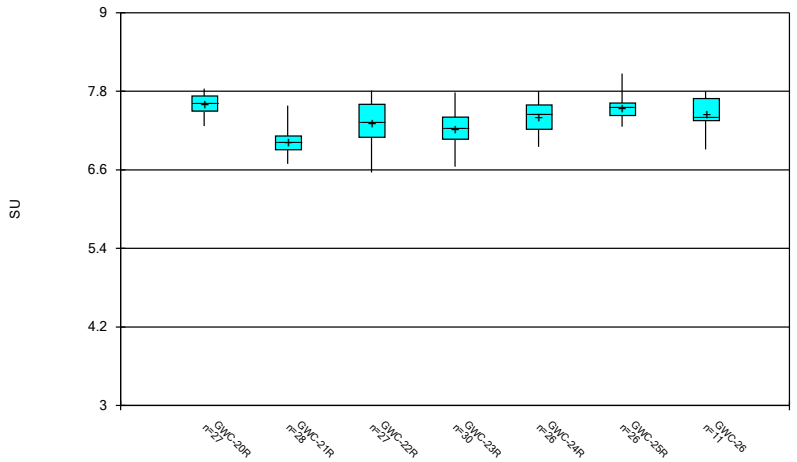

Constituent: pH, Field Analysis Run 5/1/2026 4:06 PM

Plant Bowen Client: Southern Company Data: Bowen LF 3-8

Sanitas™ v.10.1.06e Software licensed to Groundwater Stats Consulting. UG

Box & Whiskers Plot

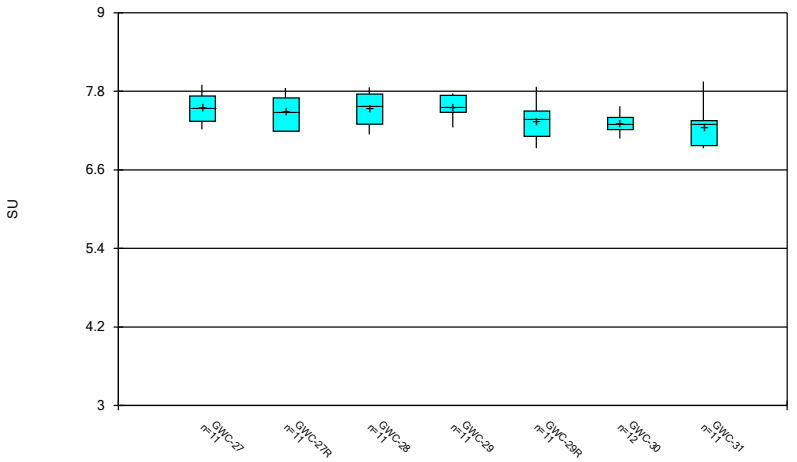

Constituent: pH, Field Analysis Run 5/1/2026 4:06 PM

Plant Bowen Client: Southern Company Data: Bowen LF 3-8

Sanitas™ v.10.1.06e Software licensed to Groundwater Stats Consulting. UG

Box & Whiskers Plot

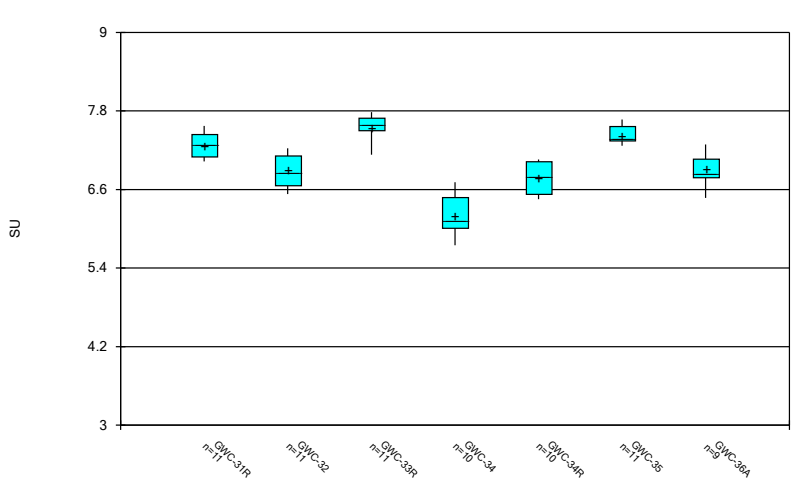

Constituent: pH, Field Analysis Run 5/1/2026 4:06 PM

Plant Bowen Client: Southern Company Data: Bowen LF 3-8

Sanitas™ v.10.1.06e Software licensed to Groundwater Stats Consulting. UG

Box & Whiskers Plot

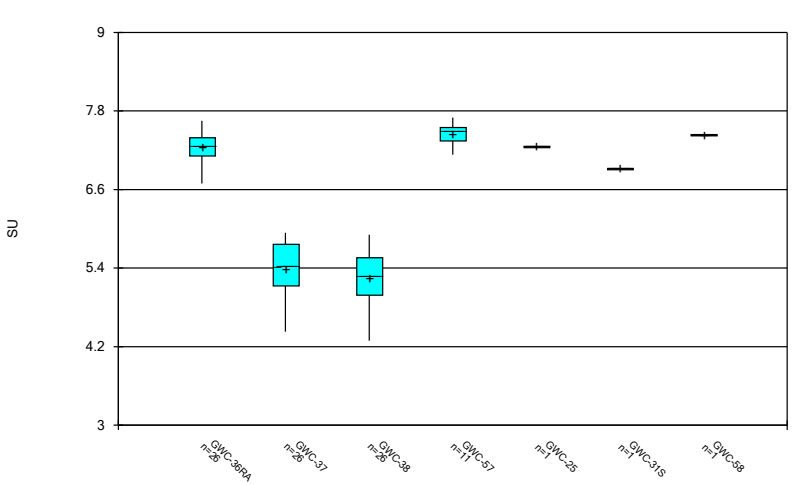

Constituent: pH, Field Analysis Run 5/1/2026 4:06 PM

Plant Bowen Client: Southern Company Data: Bowen LF 3-8

Sanitas™ v.10.1.06e Software licensed to Groundwater Stats Consulting. UG

Box & Whiskers Plot

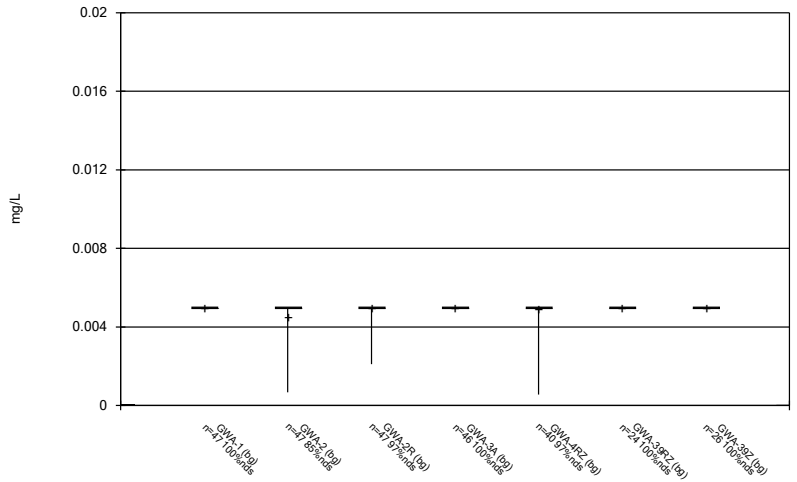

Constituent: Selenium Analysis Run 5/1/2026 4:06 PM

Plant Bowen Client: Southern Company Data: Bowen LF 3-8

Sanitas™ v.10.1.06e Software licensed to Groundwater Stats Consulting. UG

Box & Whiskers Plot

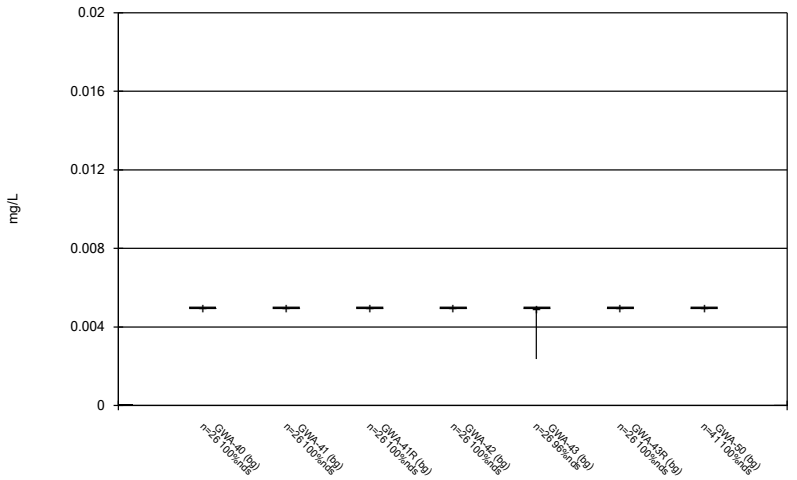

Constituent: Selenium Analysis Run 5/1/2026 4:06 PM

Plant Bowen Client: Southern Company Data: Bowen LF 3-8

Sanitas™ v.10.1.06e Software licensed to Groundwater Stats Consulting. UG

Box & Whiskers Plot

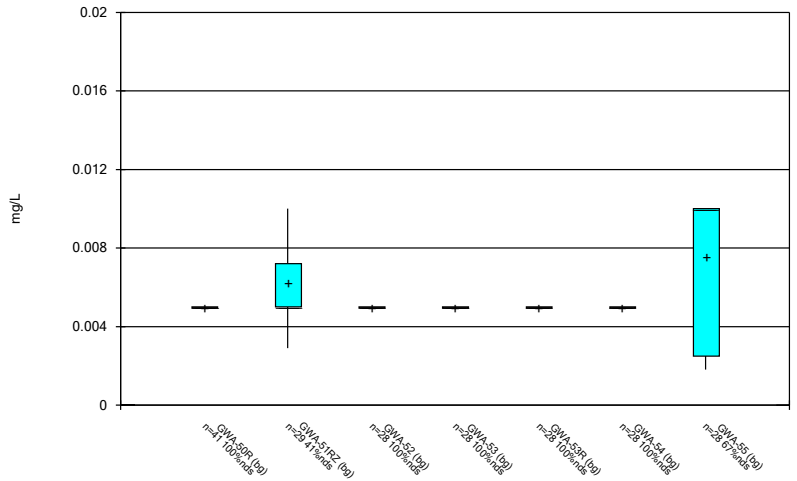

Constituent: Selenium Analysis Run 5/1/2026 4:07 PM

Plant Bowen Client: Southern Company Data: Bowen LF 3-8

Sanitas™ v.10.1.06e Software licensed to Groundwater Stats Consulting. UG

Box & Whiskers Plot

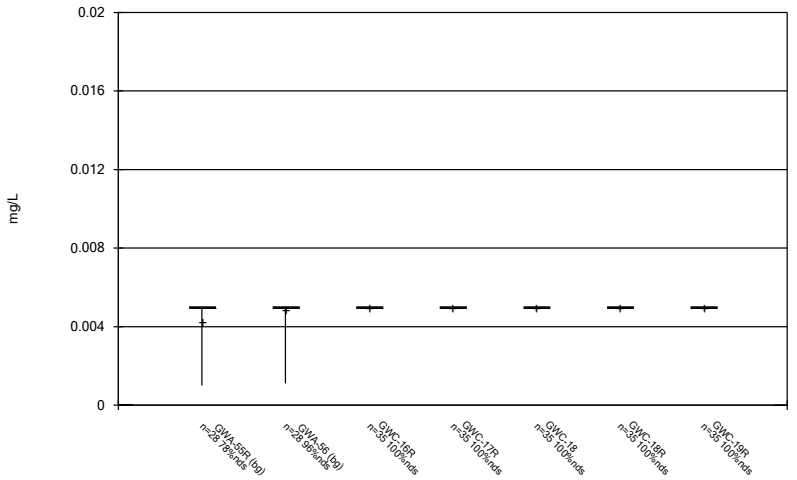

Constituent: Selenium Analysis Run 5/1/2026 4:07 PM

Plant Bowen Client: Southern Company Data: Bowen LF 3-8

Sanitas™ v.10.1.06e Software licensed to Groundwater Stats Consulting. UG

Box & Whiskers Plot

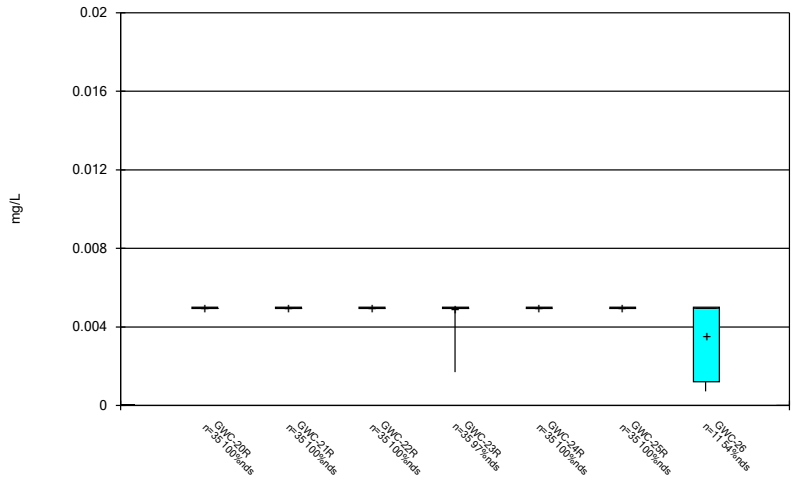

Constituent: Selenium Analysis Run 5/1/2026 4:07 PM

Plant Bowen Client: Southern Company Data: Bowen LF 3-8

Sanitas™ v.10.1.06e Software licensed to Groundwater Stats Consulting. UG

Box & Whiskers Plot

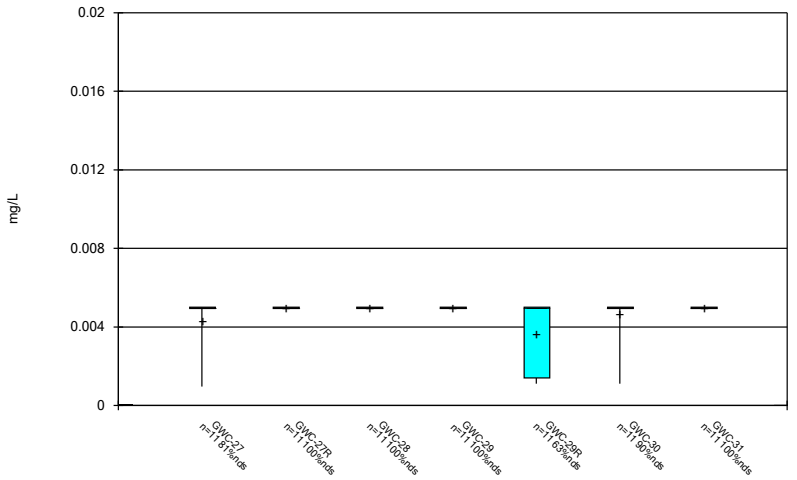

Constituent: Selenium Analysis Run 5/1/2026 4:07 PM

Plant Bowen Client: Southern Company Data: Bowen LF 3-8

Sanitas™ v.10.1.06e Software licensed to Groundwater Stats Consulting. UG

Box & Whiskers Plot

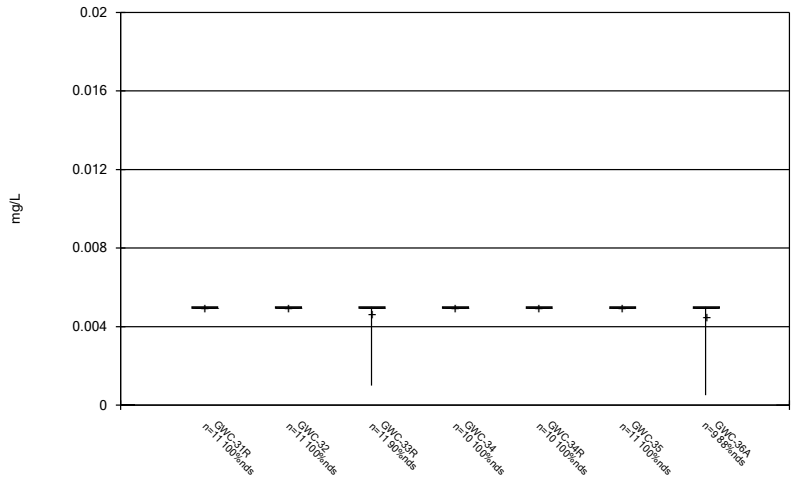

Constituent: Selenium Analysis Run 5/1/2026 4:07 PM

Plant Bowen Client: Southern Company Data: Bowen LF 3-8

Sanitas™ v.10.1.06e Software licensed to Groundwater Stats Consulting. UG

Box & Whiskers Plot

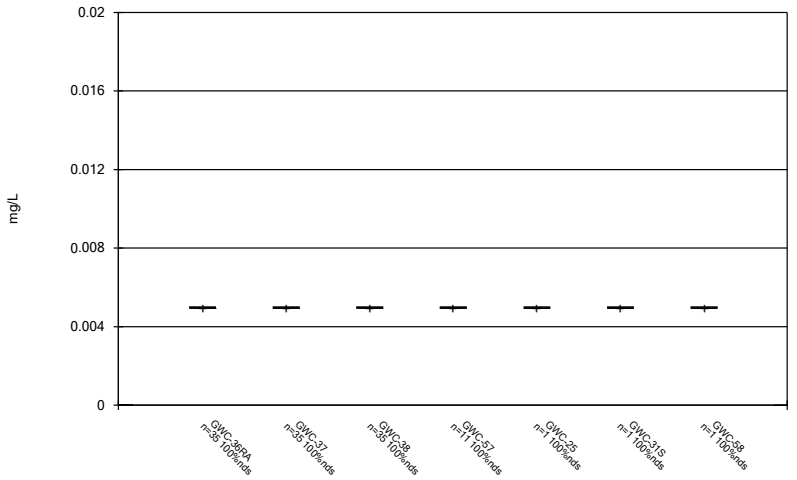

Constituent: Selenium Analysis Run 5/1/2026 4:07 PM

Plant Bowen Client: Southern Company Data: Bowen LF 3-8

Sanitas™ v.10.1.06e Software licensed to Groundwater Stats Consulting. UG

Box & Whiskers Plot

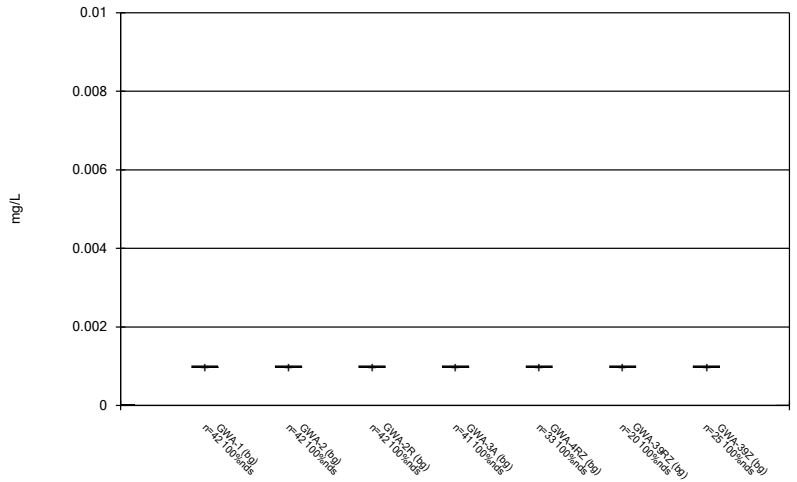

Constituent: Silver Analysis Run 5/1/2026 4:07 PM

Plant Bowen Client: Southern Company Data: Bowen LF 3-8

Sanitas™ v.10.1.06e Software licensed to Groundwater Stats Consulting. UG

Box & Whiskers Plot

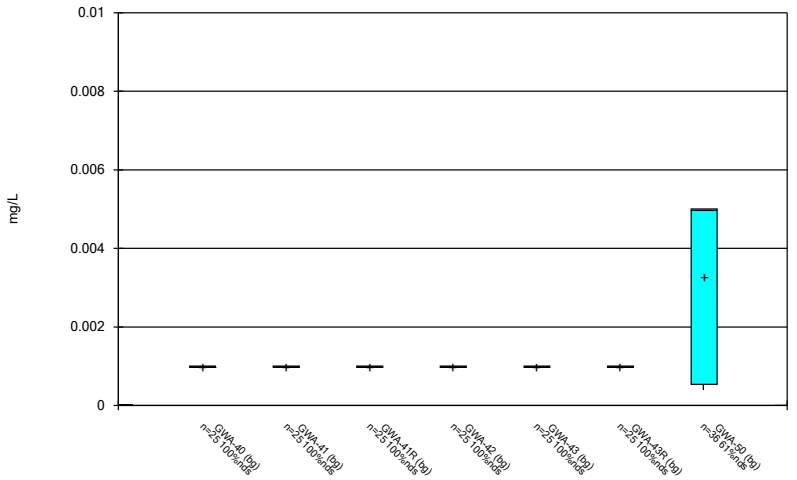

Constituent: Silver Analysis Run 5/1/2026 4:07 PM

Plant Bowen Client: Southern Company Data: Bowen LF 3-8

Sanitas™ v.10.1.06e Software licensed to Groundwater Stats Consulting. UG

Box & Whiskers Plot

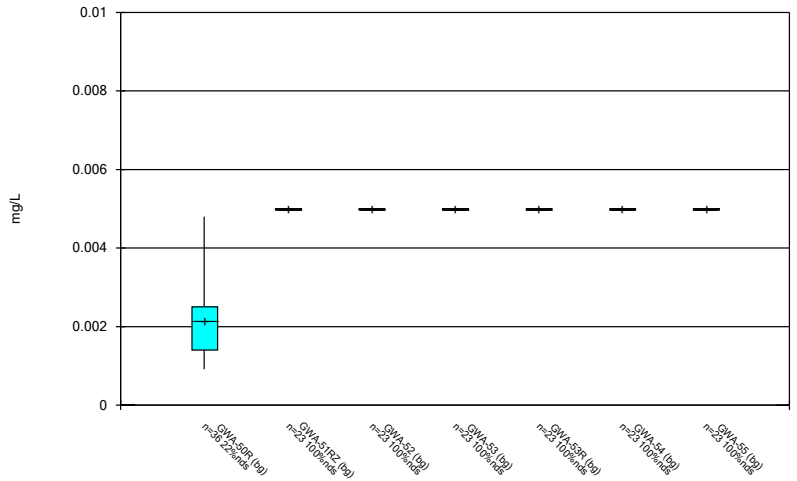

Constituent: Silver Analysis Run 5/1/2026 4:07 PM

Plant Bowen Client: Southern Company Data: Bowen LF 3-8

Sanitas™ v.10.1.06e Software licensed to Groundwater Stats Consulting. UG

Box & Whiskers Plot

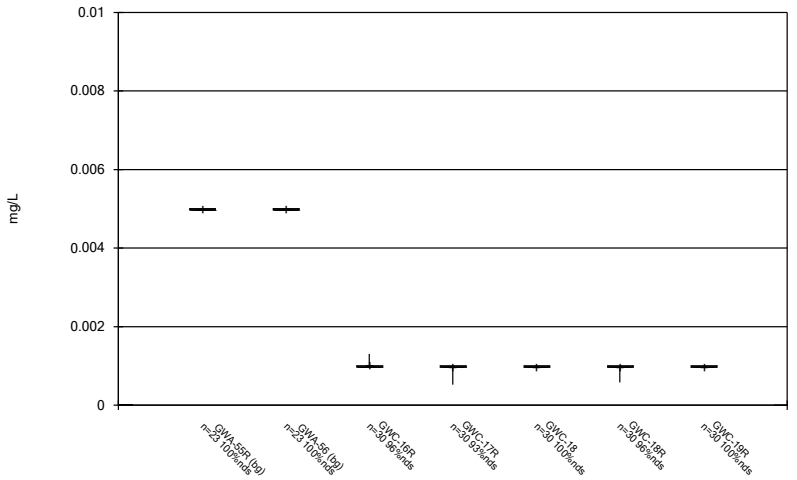

Constituent: Silver Analysis Run 5/1/2026 4:07 PM

Plant Bowen Client: Southern Company Data: Bowen LF 3-8

Sanitas™ v.10.1.06e Software licensed to Groundwater Stats Consulting. UG

Box & Whiskers Plot

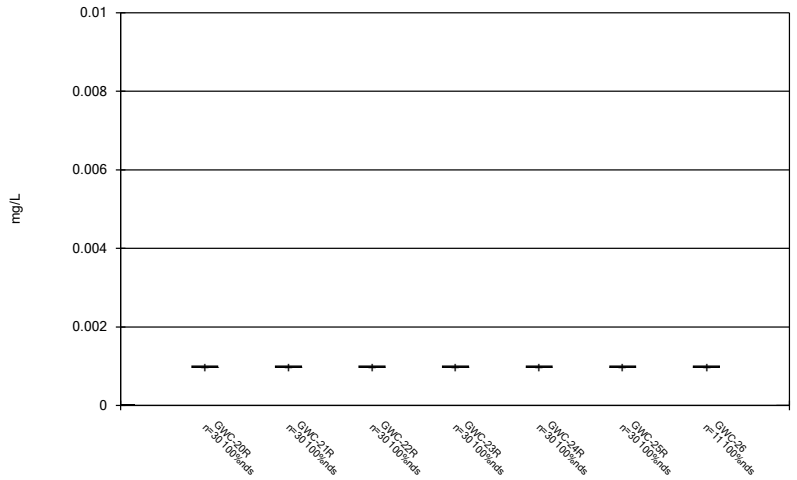

Constituent: Silver Analysis Run 5/1/2026 4:07 PM

Plant Bowen Client: Southern Company Data: Bowen LF 3-8

Sanitas™ v.10.1.06e Software licensed to Groundwater Stats Consulting. UG

Box & Whiskers Plot

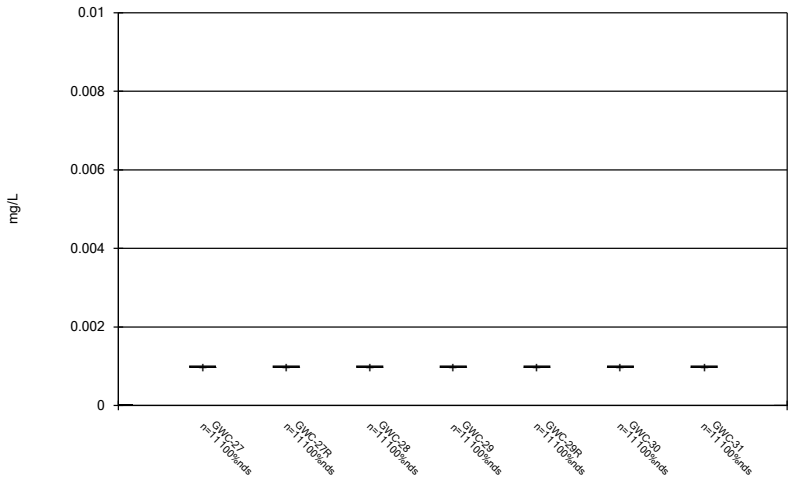

Constituent: Silver Analysis Run 5/1/2026 4:07 PM

Plant Bowen Client: Southern Company Data: Bowen LF 3-8

Sanitas™ v.10.1.06e Software licensed to Groundwater Stats Consulting. UG

Box & Whiskers Plot

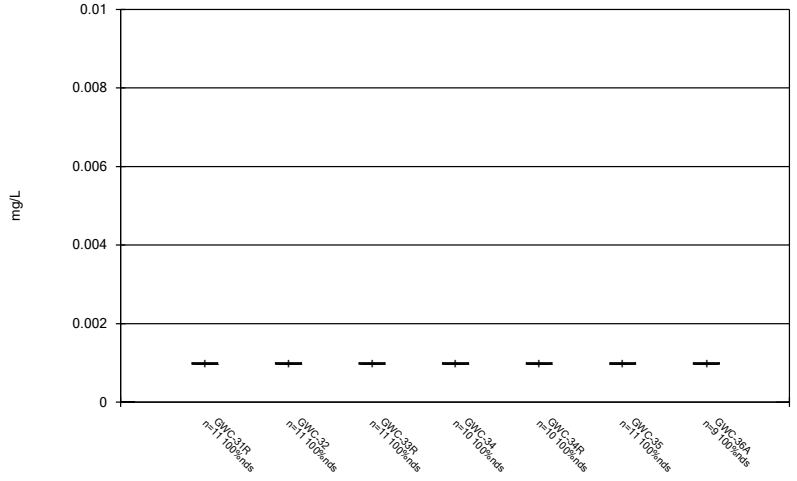

Constituent: Silver Analysis Run 5/1/2026 4:07 PM

Plant Bowen Client: Southern Company Data: Bowen LF 3-8

Sanitas™ v.10.1.06e Software licensed to Groundwater Stats Consulting. UG

Box & Whiskers Plot

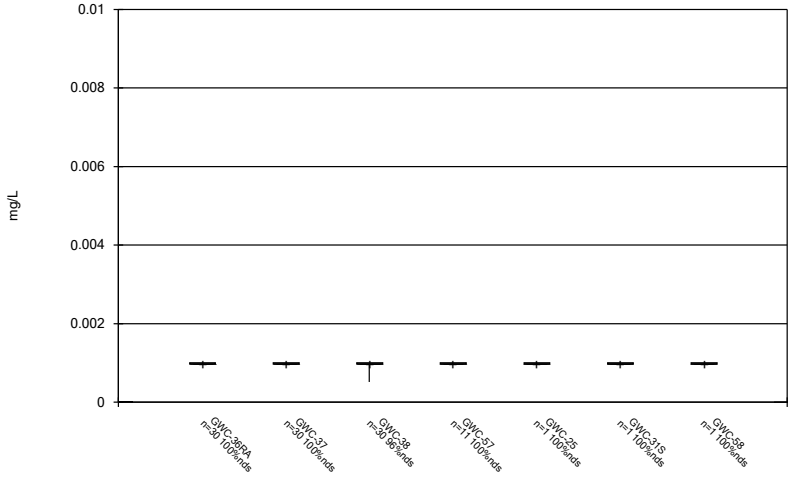

Constituent: Silver Analysis Run 5/1/2026 4:07 PM

Plant Bowen Client: Southern Company Data: Bowen LF 3-8

Sanitas™ v.10.1.06e Software licensed to Groundwater Stats Consulting. UG

Box & Whiskers Plot

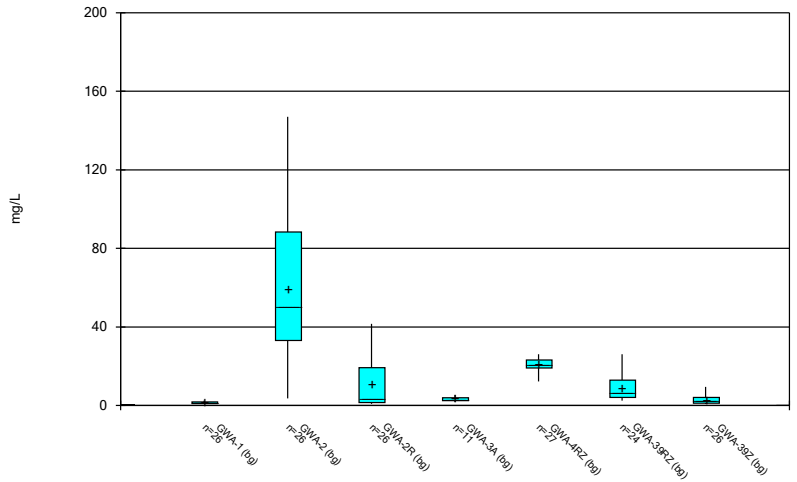

Constituent: Sulfate Analysis Run 5/1/2026 4:07 PM

Plant Bowen Client: Southern Company Data: Bowen LF 3-8

Sanitas™ v.10.1.06e Software licensed to Groundwater Stats Consulting. UG

Box & Whiskers Plot

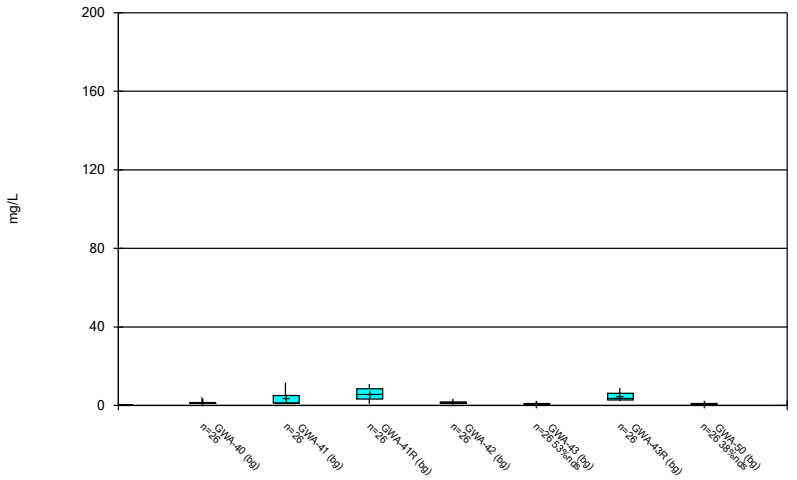

Constituent: Sulfate Analysis Run 5/1/2026 4:07 PM

Plant Bowen Client: Southern Company Data: Bowen LF 3-8

Sanitas™ v.10.1.06e Software licensed to Groundwater Stats Consulting. UG

Box & Whiskers Plot

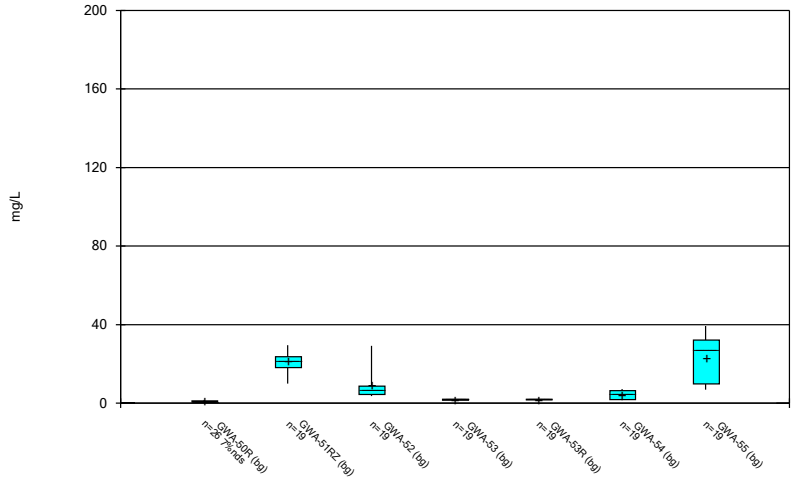

Constituent: Sulfate Analysis Run 5/1/2026 4:07 PM

Plant Bowen Client: Southern Company Data: Bowen LF 3-8

Sanitas™ v.10.1.06e Software licensed to Groundwater Stats Consulting. UG

Box & Whiskers Plot

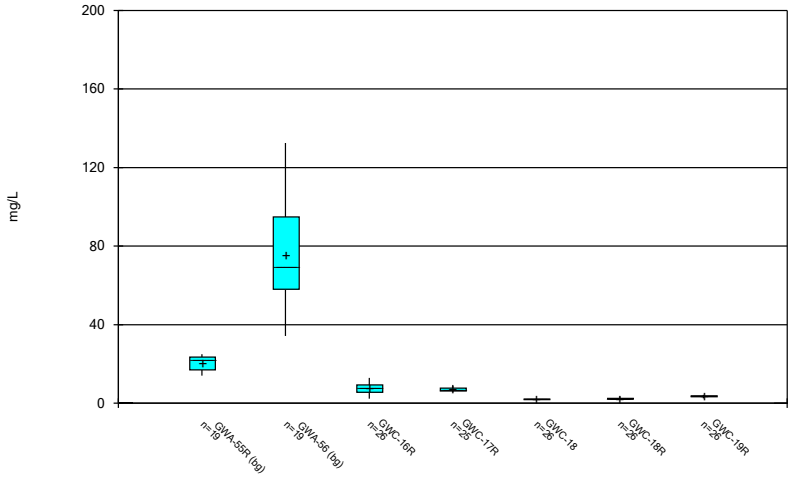

Constituent: Sulfate Analysis Run 5/1/2026 4:07 PM

Plant Bowen Client: Southern Company Data: Bowen LF 3-8

Sanitas™ v.10.1.06e Software licensed to Groundwater Stats Consulting. UG

Box & Whiskers Plot

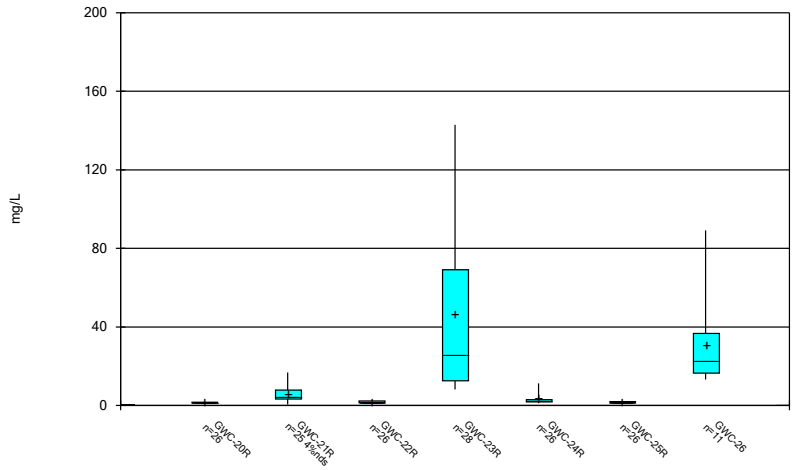

Constituent: Sulfate Analysis Run 5/1/2026 4:07 PM

Plant Bowen Client: Southern Company Data: Bowen LF 3-8

Sanitas™ v.10.1.06e Software licensed to Groundwater Stats Consulting. UG

Box & Whiskers Plot

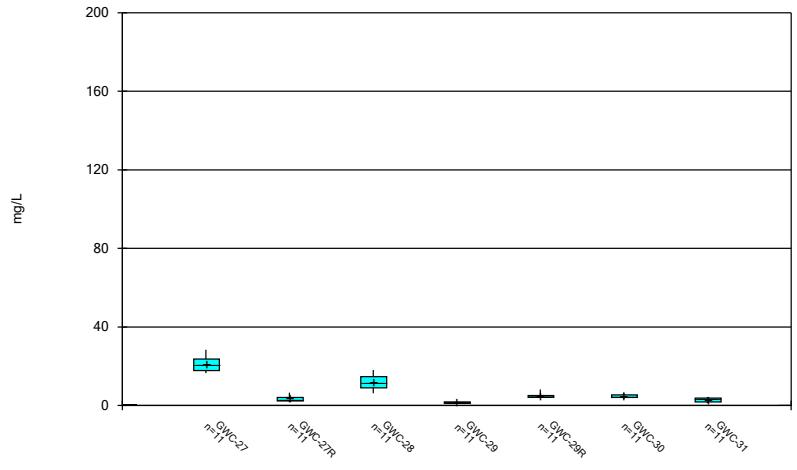

Constituent: Sulfate Analysis Run 5/1/2026 4:07 PM

Plant Bowen Client: Southern Company Data: Bowen LF 3-8

Sanitas™ v.10.1.06e Software licensed to Groundwater Stats Consulting. UG

Box & Whiskers Plot

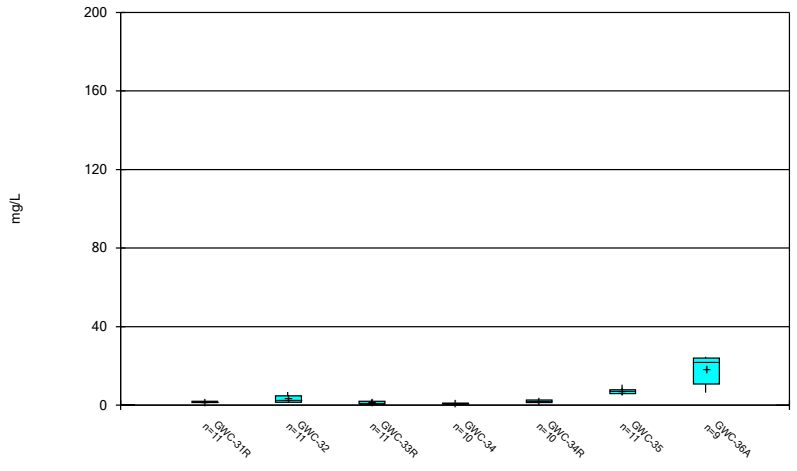

Constituent: Sulfate Analysis Run 5/1/2026 4:07 PM

Plant Bowen Client: Southern Company Data: Bowen LF 3-8

Sanitas™ v.10.1.06e Software licensed to Groundwater Stats Consulting. UG

Box & Whiskers Plot

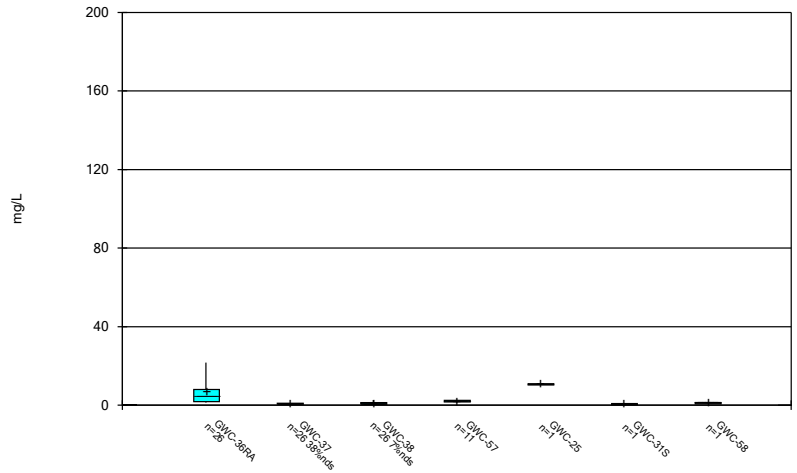

Constituent: Sulfate Analysis Run 5/1/2026 4:07 PM

Plant Bowen Client: Southern Company Data: Bowen LF 3-8

Sanitas™ v.10.1.06e Software licensed to Groundwater Stats Consulting. UG

Box & Whiskers Plot

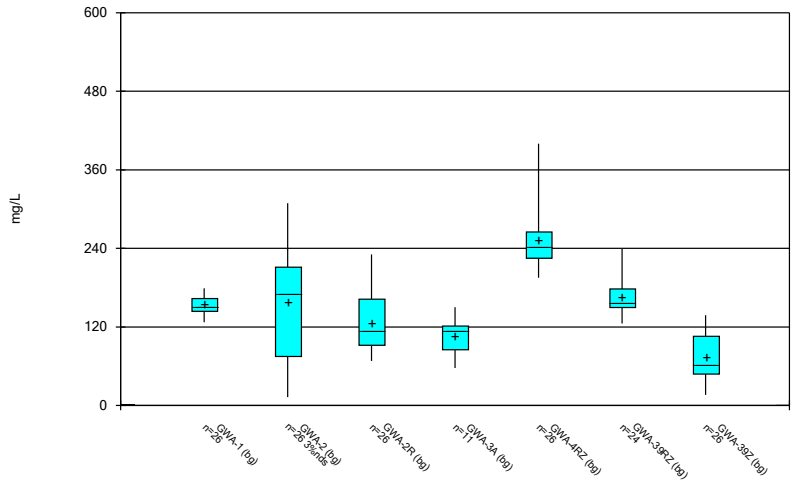

Constituent: TDS Analysis Run 5/1/2026 4:07 PM

Plant Bowen Client: Southern Company Data: Bowen LF 3-8

Sanitas™ v.10.1.06e Software licensed to Groundwater Stats Consulting. UG

Box & Whiskers Plot

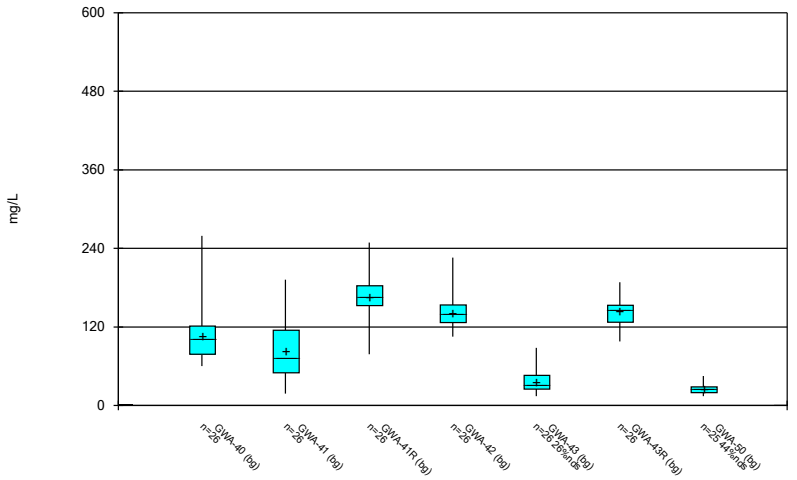

Constituent: TDS Analysis Run 5/1/2026 4:07 PM

Plant Bowen Client: Southern Company Data: Bowen LF 3-8

Sanitas™ v.10.1.06e Software licensed to Groundwater Stats Consulting. UG

Box & Whiskers Plot

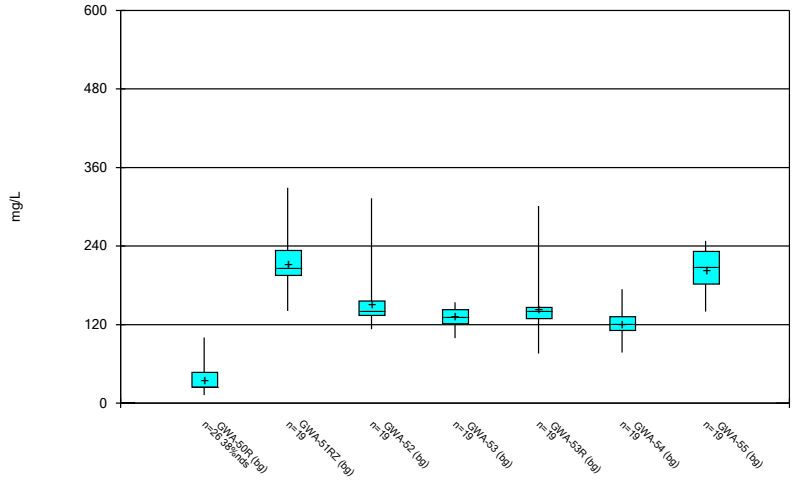

Constituent: TDS Analysis Run 5/1/2026 4:07 PM

Plant Bowen Client: Southern Company Data: Bowen LF 3-8

Sanitas™ v.10.1.06e Software licensed to Groundwater Stats Consulting. UG

Box & Whiskers Plot

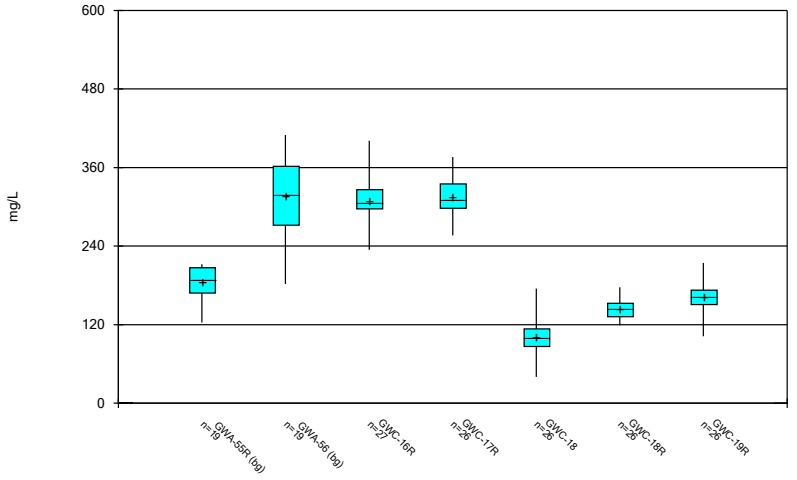

Constituent: TDS Analysis Run 5/1/2026 4:07 PM

Plant Bowen Client: Southern Company Data: Bowen LF 3-8

Sanitas™ v.10.1.06e Software licensed to Groundwater Stats Consulting. UG

Box & Whiskers Plot

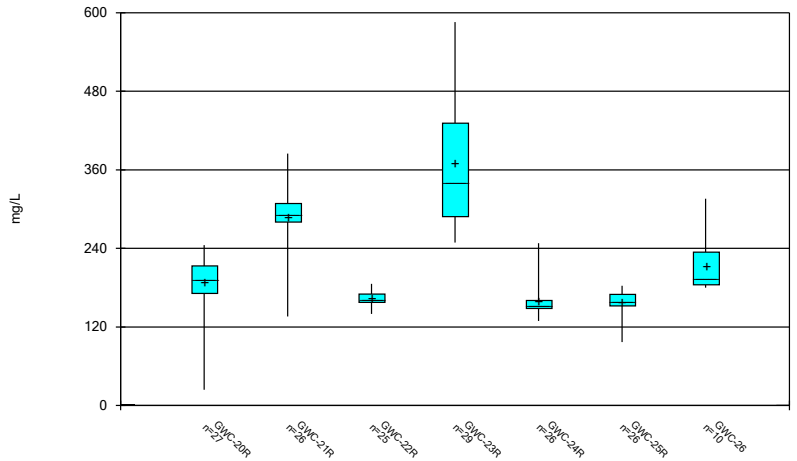

Constituent: TDS Analysis Run 5/1/2026 4:07 PM

Plant Bowen Client: Southern Company Data: Bowen LF 3-8

Sanitas™ v.10.1.06e Software licensed to Groundwater Stats Consulting. UG

Box & Whiskers Plot

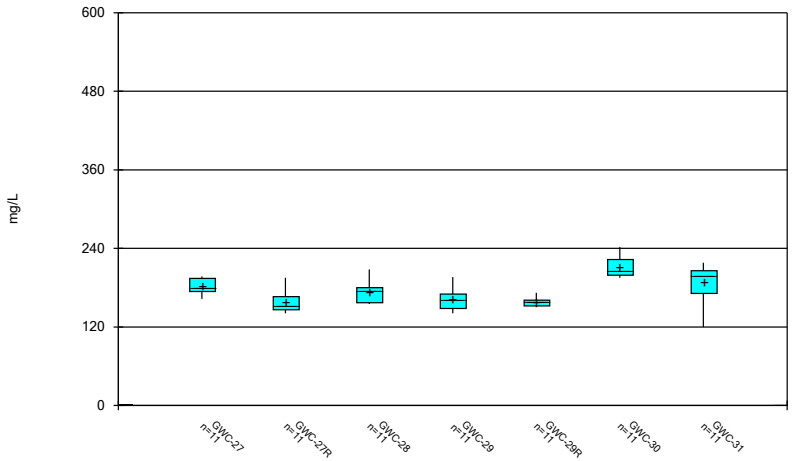

Constituent: TDS Analysis Run 5/1/2026 4:07 PM

Plant Bowen Client: Southern Company Data: Bowen LF 3-8

Sanitas™ v.10.1.06e Software licensed to Groundwater Stats Consulting. UG

Box & Whiskers Plot

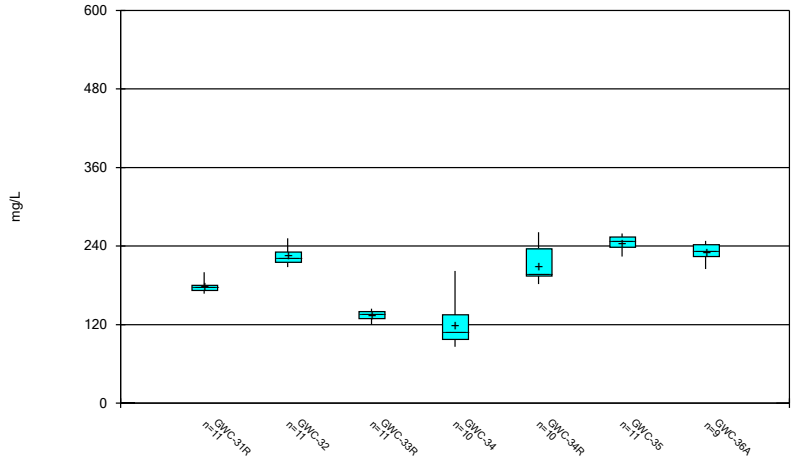

Constituent: TDS Analysis Run 5/1/2026 4:07 PM

Plant Bowen Client: Southern Company Data: Bowen LF 3-8

Sanitas™ v.10.1.06e Software licensed to Groundwater Stats Consulting. UG

Box & Whiskers Plot

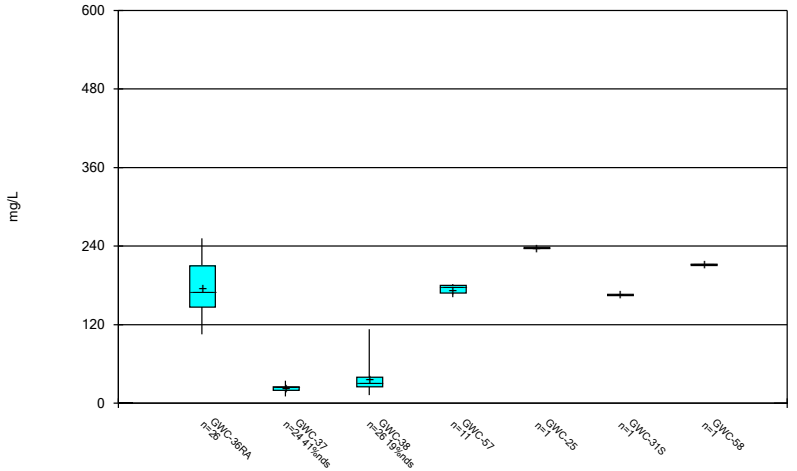

Constituent: TDS Analysis Run 5/1/2026 4:07 PM

Plant Bowen Client: Southern Company Data: Bowen LF 3-8

Sanitas™ v.10.1.06e Software licensed to Groundwater Stats Consulting. UG

Box & Whiskers Plot

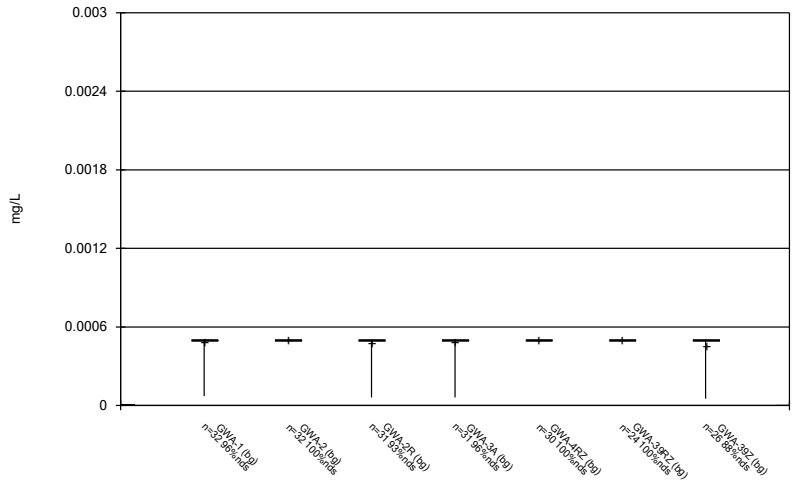

Constituent: Thallium Analysis Run 5/1/2026 4:07 PM

Plant Bowen Client: Southern Company Data: Bowen LF 3-8

Sanitas™ v.10.1.06e Software licensed to Groundwater Stats Consulting. UG

Box & Whiskers Plot

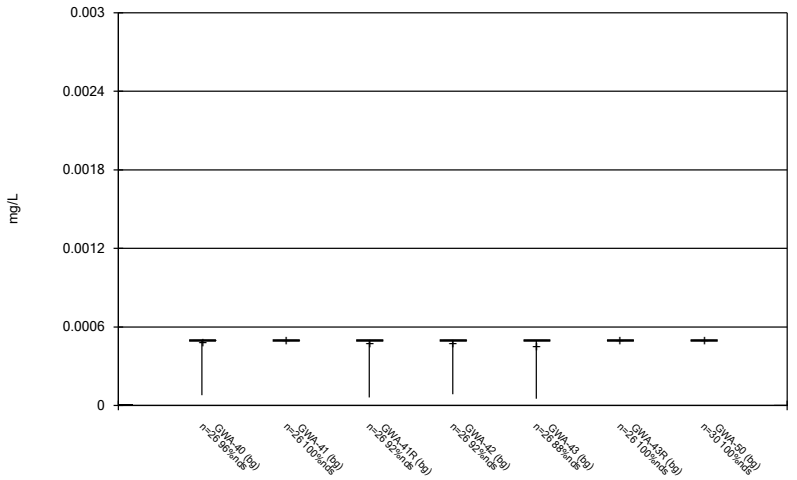

Constituent: Thallium Analysis Run 5/1/2026 4:07 PM

Plant Bowen Client: Southern Company Data: Bowen LF 3-8

Sanitas™ v.10.1.06e Software licensed to Groundwater Stats Consulting. UG

Box & Whiskers Plot

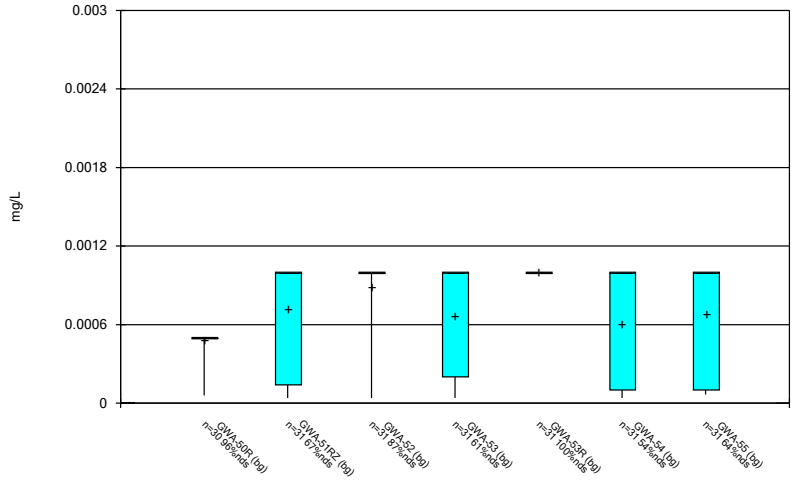

Constituent: Thallium Analysis Run 5/1/2026 4:07 PM

Plant Bowen Client: Southern Company Data: Bowen LF 3-8

Sanitas™ v.10.1.06e Software licensed to Groundwater Stats Consulting. UG

Box & Whiskers Plot

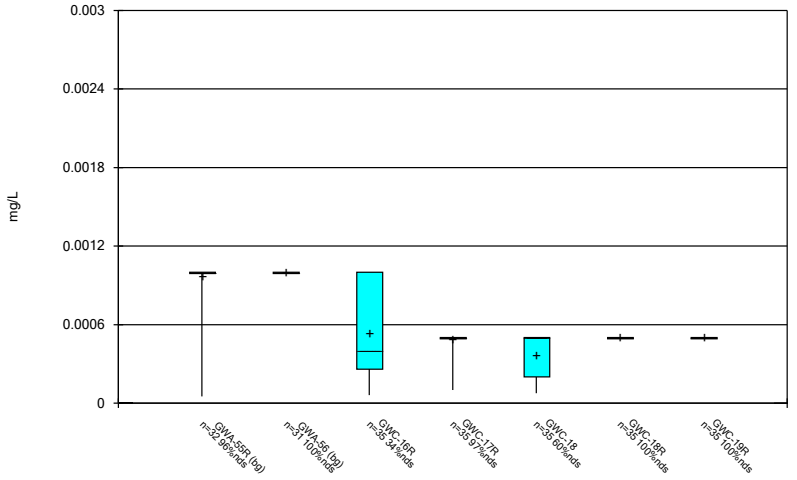

Constituent: Thallium Analysis Run 5/1/2026 4:07 PM

Plant Bowen Client: Southern Company Data: Bowen LF 3-8

Sanitas™ v.10.1.06e Software licensed to Groundwater Stats Consulting. UG

Box & Whiskers Plot

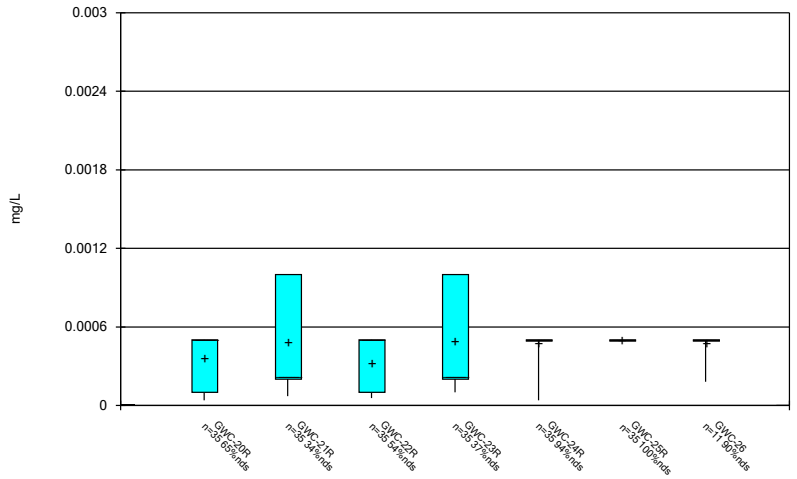

Constituent: Thallium Analysis Run 5/1/2026 4:07 PM

Plant Bowen Client: Southern Company Data: Bowen LF 3-8

Sanitas™ v.10.1.06e Software licensed to Groundwater Stats Consulting. UG

Box & Whiskers Plot

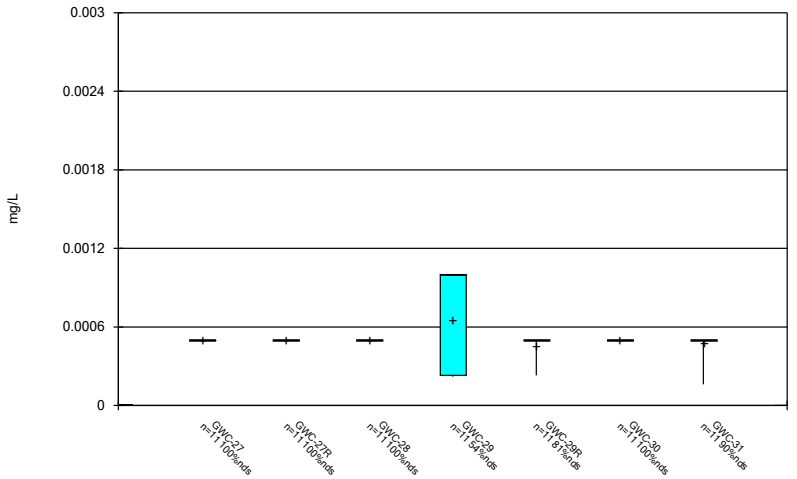

Constituent: Thallium Analysis Run 5/1/2026 4:07 PM

Plant Bowen Client: Southern Company Data: Bowen LF 3-8

Sanitas™ v.10.1.06e Software licensed to Groundwater Stats Consulting. UG

Box & Whiskers Plot

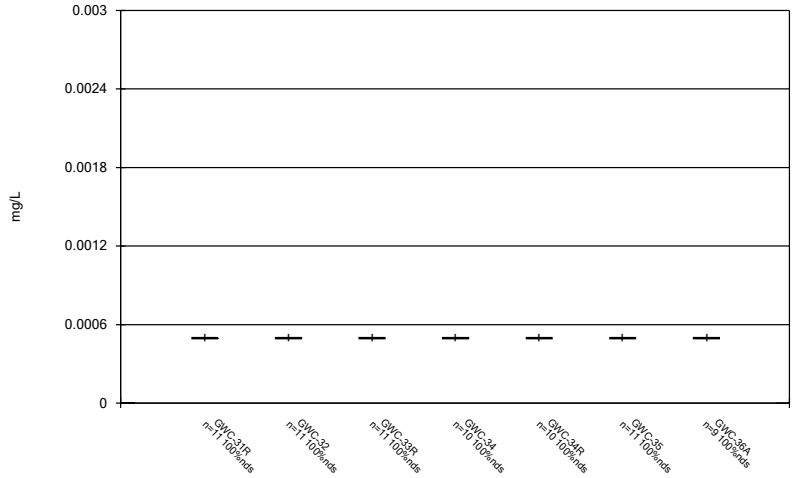

Constituent: Thallium Analysis Run 5/1/2026 4:07 PM

Plant Bowen Client: Southern Company Data: Bowen LF 3-8

Sanitas™ v.10.1.06e Software licensed to Groundwater Stats Consulting. UG

Box & Whiskers Plot

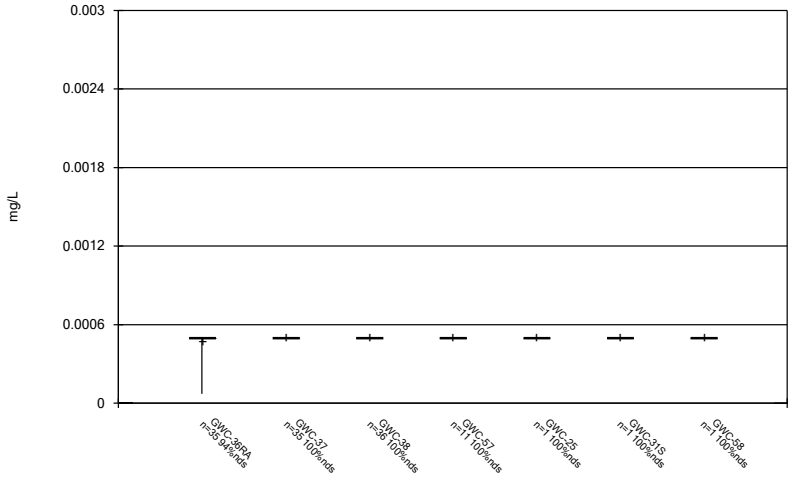

Constituent: Thallium Analysis Run 5/1/2026 4:07 PM

Plant Bowen Client: Southern Company Data: Bowen LF 3-8

Sanitas™ v.10.1.06e Software licensed to Groundwater Stats Consulting. UG

Box & Whiskers Plot

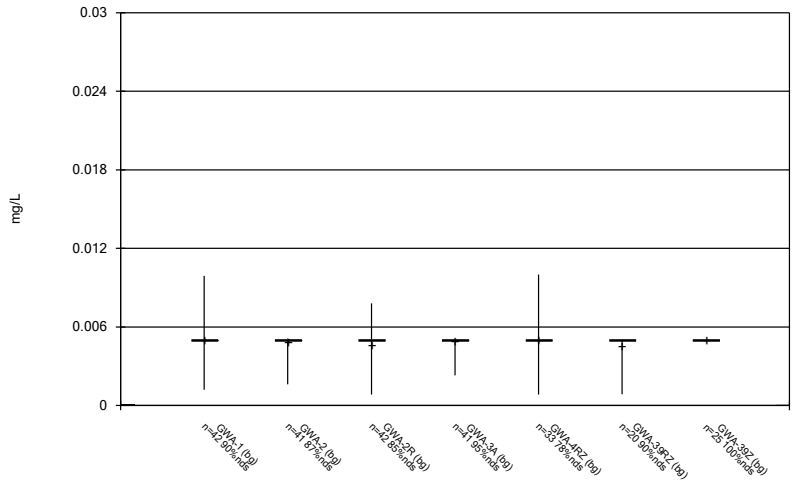

Constituent: Vanadium Analysis Run 5/1/2026 4:07 PM

Plant Bowen Client: Southern Company Data: Bowen LF 3-8

Sanitas™ v.10.1.06e Software licensed to Groundwater Stats Consulting. UG

Box & Whiskers Plot

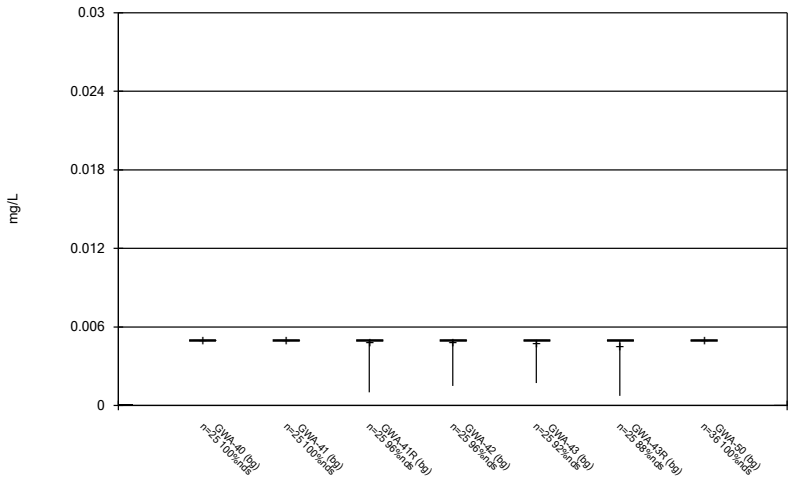

Constituent: Vanadium Analysis Run 5/1/2026 4:07 PM

Plant Bowen Client: Southern Company Data: Bowen LF 3-8

Sanitas™ v.10.1.06e Software licensed to Groundwater Stats Consulting. UG

Box & Whiskers Plot

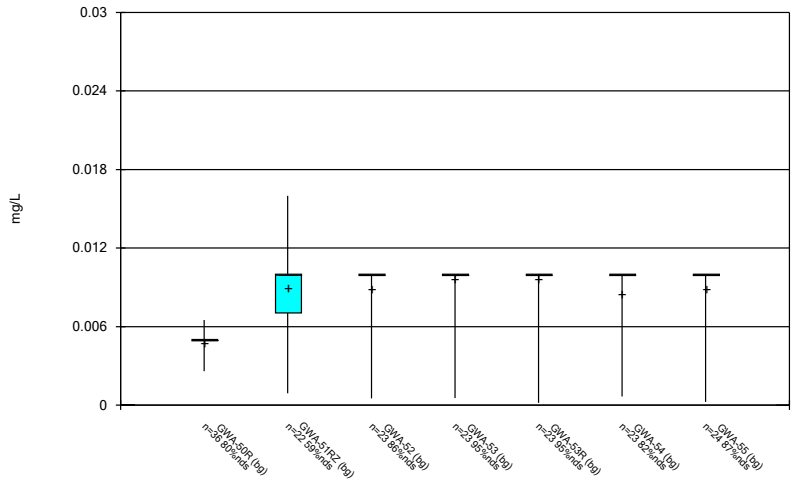

Constituent: Vanadium Analysis Run 5/1/2026 4:07 PM

Plant Bowen Client: Southern Company Data: Bowen LF 3-8

Sanitas™ v.10.1.06e Software licensed to Groundwater Stats Consulting. UG

Box & Whiskers Plot

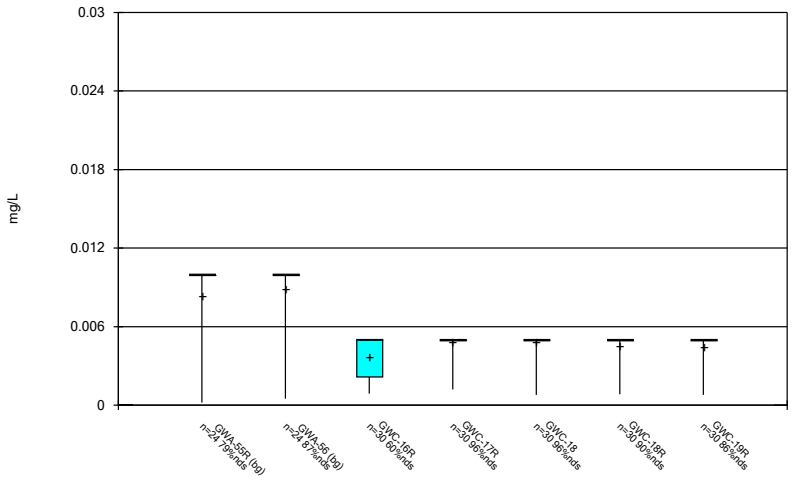

Constituent: Vanadium Analysis Run 5/1/2026 4:07 PM

Plant Bowen Client: Southern Company Data: Bowen LF 3-8

Sanitas™ v.10.1.06e Software licensed to Groundwater Stats Consulting. UG

Box & Whiskers Plot

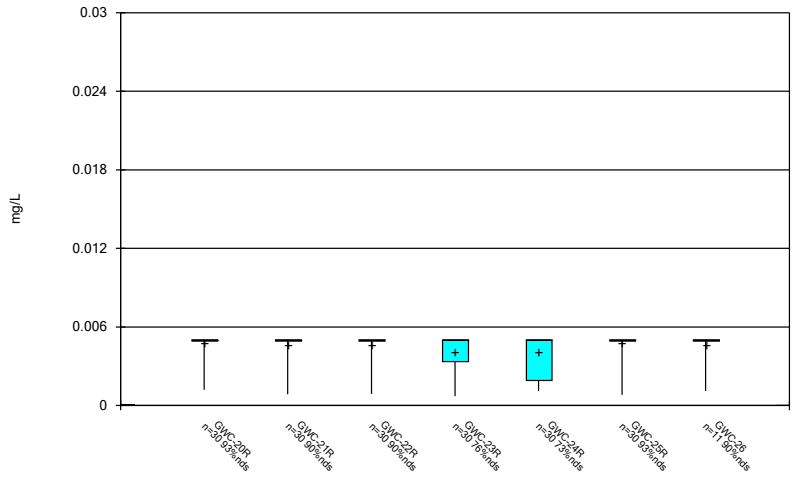

Constituent: Vanadium Analysis Run 5/1/2026 4:07 PM

Plant Bowen Client: Southern Company Data: Bowen LF 3-8

Sanitas™ v.10.1.06e Software licensed to Groundwater Stats Consulting. UG

Box & Whiskers Plot

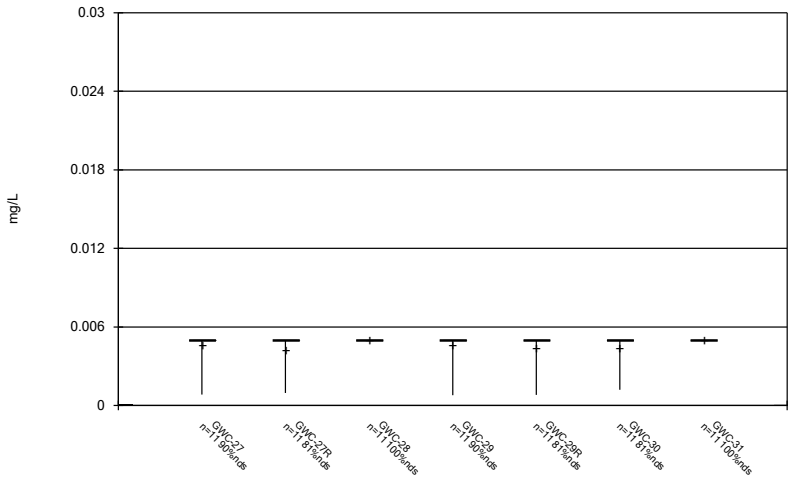

Constituent: Vanadium Analysis Run 5/1/2026 4:07 PM

Plant Bowen Client: Southern Company Data: Bowen LF 3-8

Sanitas™ v.10.1.06e Software licensed to Groundwater Stats Consulting. UG

Box & Whiskers Plot

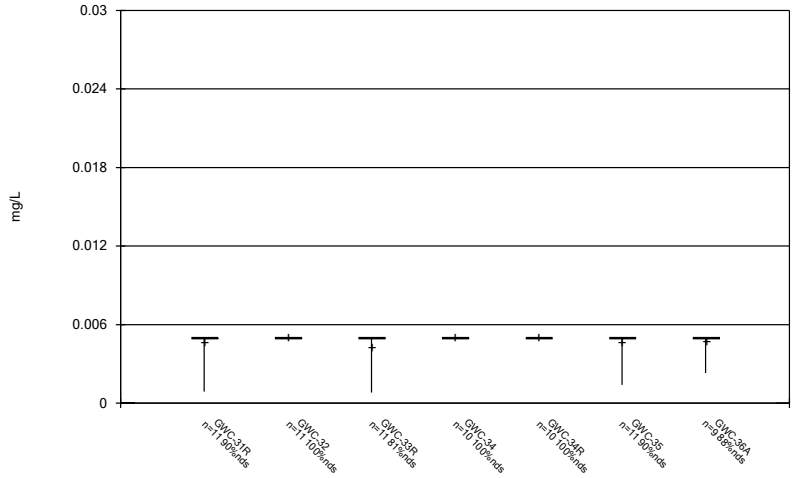

Constituent: Vanadium Analysis Run 5/1/2026 4:07 PM

Plant Bowen Client: Southern Company Data: Bowen LF 3-8

Sanitas™ v.10.1.06e Software licensed to Groundwater Stats Consulting. UG

Box & Whiskers Plot

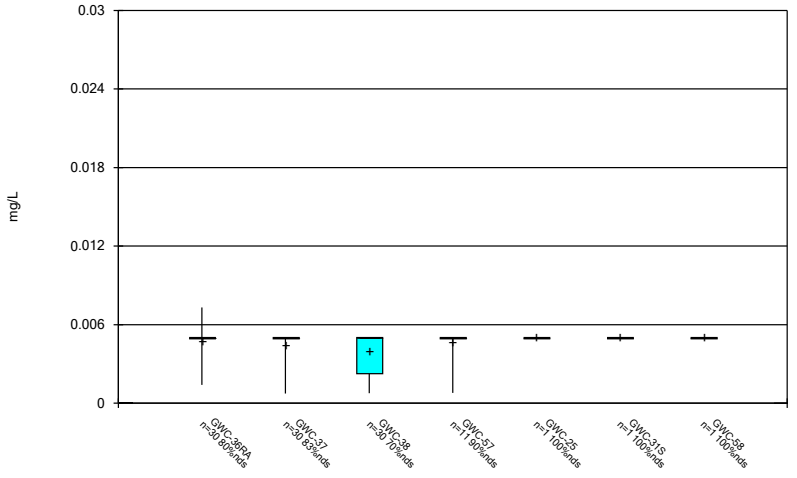

Constituent: Vanadium Analysis Run 5/1/2026 4:07 PM

Plant Bowen Client: Southern Company Data: Bowen LF 3-8

Sanitas™ v.10.1.06e Software licensed to Groundwater Stats Consulting. UG

Box & Whiskers Plot

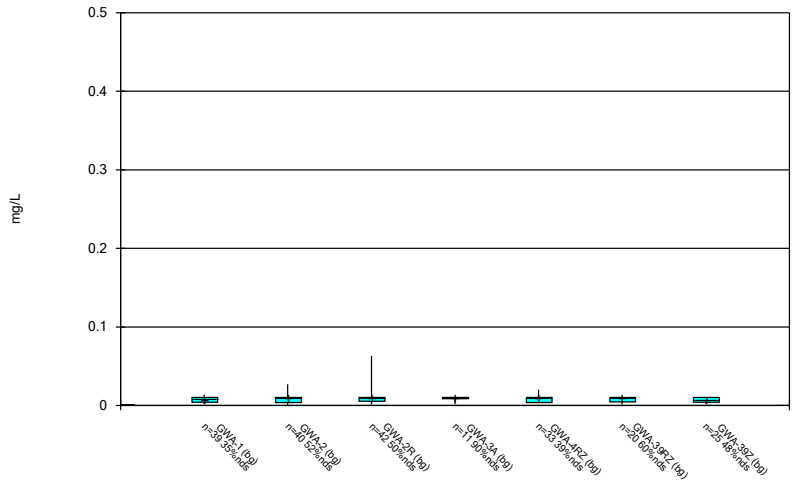

Constituent: Zinc Analysis Run 5/1/2026 4:07 PM

Plant Bowen Client: Southern Company Data: Bowen LF 3-8

Sanitas™ v.10.1.06e Software licensed to Groundwater Stats Consulting. UG

Box & Whiskers Plot

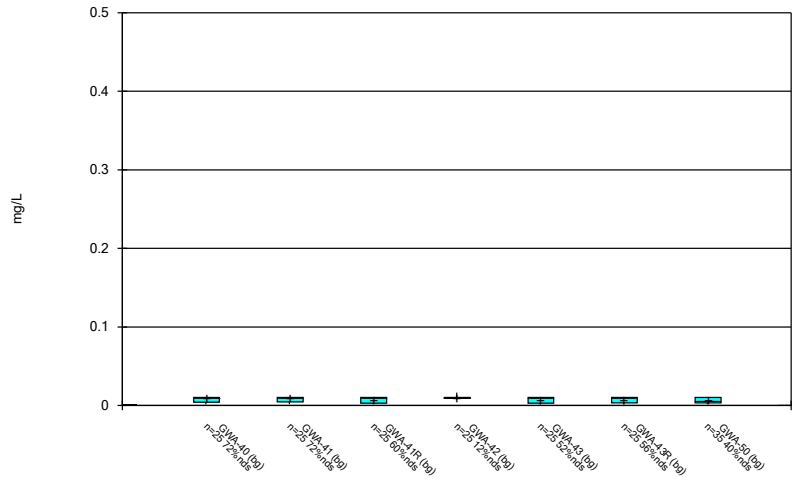

Constituent: Zinc Analysis Run 5/1/2026 4:07 PM

Plant Bowen Client: Southern Company Data: Bowen LF 3-8

Sanitas™ v.10.1.06e Software licensed to Groundwater Stats Consulting. UG

Box & Whiskers Plot

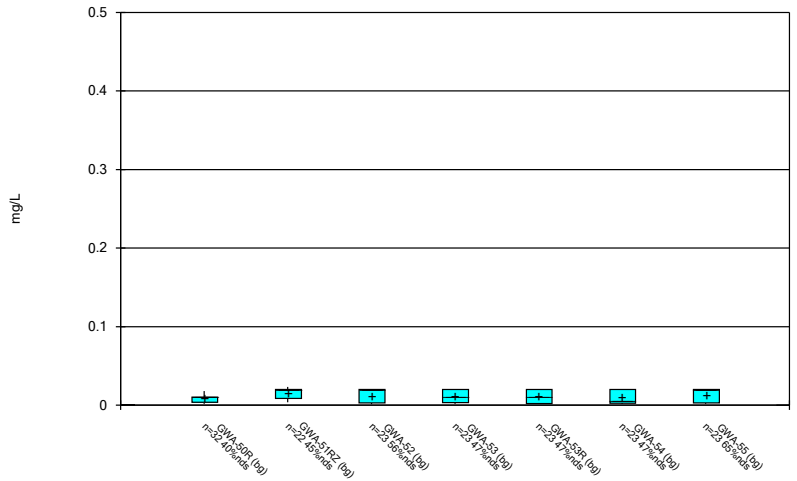

Constituent: Zinc Analysis Run 5/1/2026 4:07 PM

Plant Bowen Client: Southern Company Data: Bowen LF 3-8

Sanitas™ v.10.1.06e Software licensed to Groundwater Stats Consulting. UG

Box & Whiskers Plot

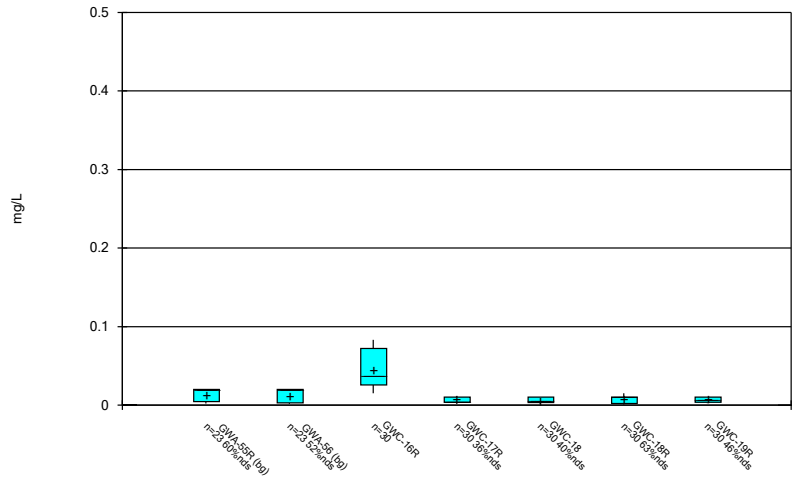

Constituent: Zinc Analysis Run 5/1/2026 4:07 PM

Plant Bowen Client: Southern Company Data: Bowen LF 3-8

Sanitas™ v.10.1.06e Software licensed to Groundwater Stats Consulting. UG

Box & Whiskers Plot

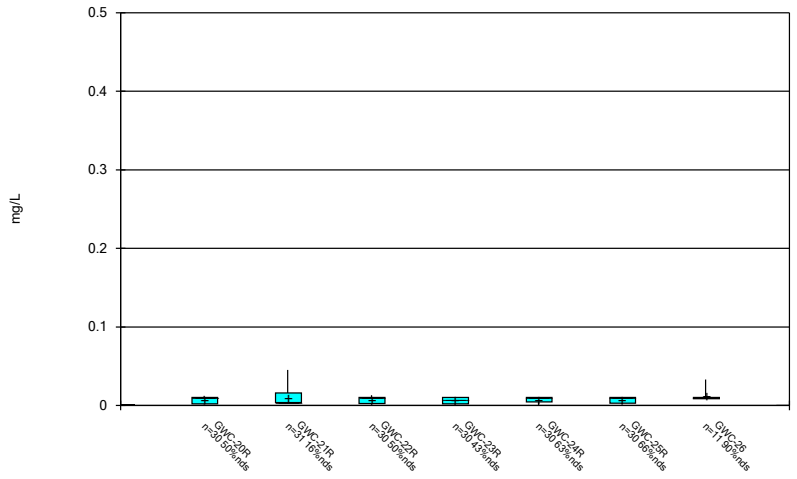

Constituent: Zinc Analysis Run 5/1/2026 4:07 PM

Plant Bowen Client: Southern Company Data: Bowen LF 3-8

Sanitas™ v.10.1.06e Software licensed to Groundwater Stats Consulting. UG

Box & Whiskers Plot

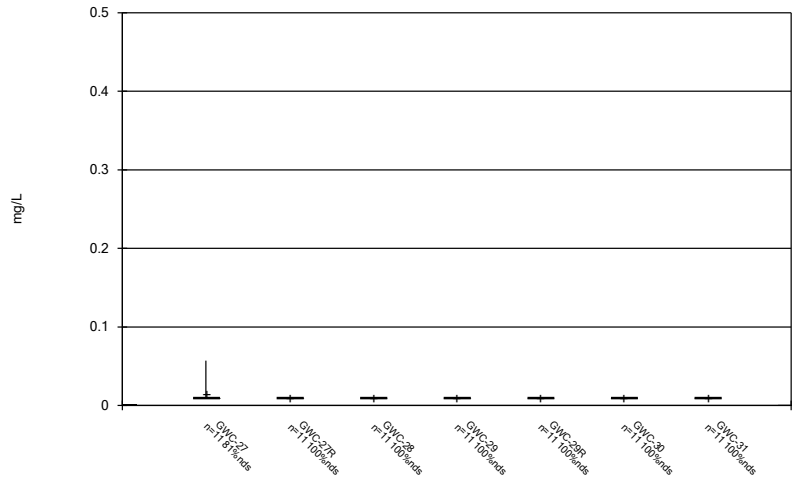

Constituent: Zinc Analysis Run 5/1/2026 4:07 PM

Plant Bowen Client: Southern Company Data: Bowen LF 3-8

Sanitas™ v.10.1.06e Software licensed to Groundwater Stats Consulting. UG

Box & Whiskers Plot

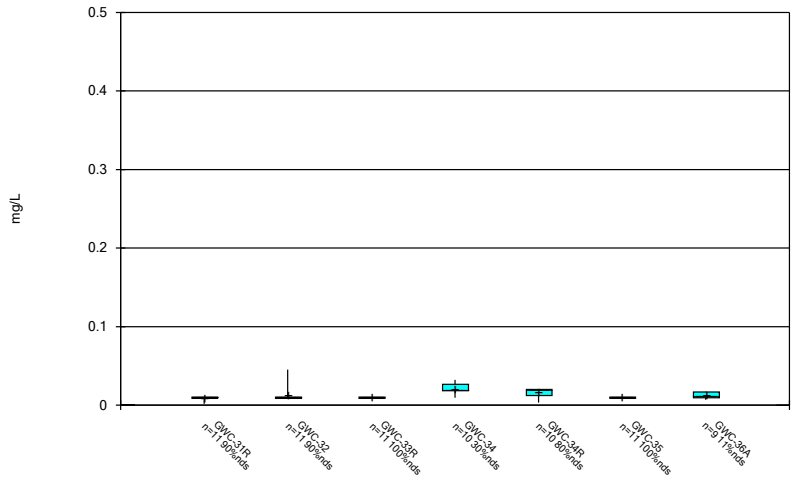

Constituent: Zinc Analysis Run 5/1/2026 4:07 PM

Plant Bowen Client: Southern Company Data: Bowen LF 3-8

Sanitas™ v.10.1.06e Software licensed to Groundwater Stats Consulting. UG

Box & Whiskers Plot

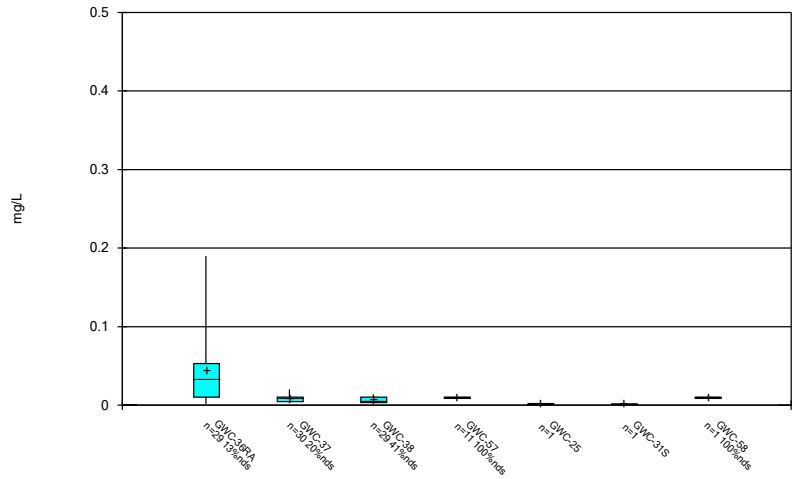

Constituent: Zinc Analysis Run 5/1/2026 4:07 PM

Plant Bowen Client: Southern Company Data: Bowen LF 3-8

FIGURE C.

Outlier Summary

Plant Bowen Client: Southern Company Data: Bowen LF 3-8 Printed 5/1/2026, 4:12 PM

	GWA-2R Antimony (mg/L)	GWA-39RZ Antimony (mg/L)	GWA-41R Antimony (mg/L)	GWA-51RZ Antimony (mg/L)	GWC-24R Antimony (mg/L)	GWA-2 Arsenic (mg/L)	GWA-50R Arsenic (mg/L)	GWA-51RZ Arsenic (mg/L)	GWC-21R Arsenic (mg/L)	GWA-1 Barium (mg/L)	GWA-2 Barium (mg/L)	GWA-2R Barium (mg/L)
8/23/2007												
10/24/2007												
11/2/2007												
11/18/2007											0.13 (O)	
1/30/2008												
1/31/2008												0.13 (O)
3/10/2008												
3/11/2008												
5/14/2008												
12/4/2008						0.012 (O)					0.14 (O)	
12/5/2008												
12/12/2008												
4/15/2009												
4/23/2009												
10/6/2009												
10/7/2009										0.15 (O)		
10/8/2009												
5/3/2010							0.012 (O)					
4/27/2011												
4/3/2012												0.0625 (O)
9/15/2014												
10/4/2014												
10/21/2014												
11/11/2014												
3/2/2015												
3/3/2015												
5/8/2015												
5/17/2015												
5/25/2015												
8/12/2015							0.0162 (O)					
3/2/2016												
3/4/2016												
3/8/2016								0.0148 (O)				
5/3/2016												
5/13/2016												
7/12/2016					0.0094 (O)							
9/8/2016				0.0046 (O)								
9/13/2016					0.0072 (O)							
1/6/2017												
3/14/2017												
12/28/2017												
3/16/2018	0.021 (O)											
3/19/2018												
3/11/2019												
3/12/2019												
3/14/2019		0.014 (O)										
3/9/2020												
7/28/2021												
8/2/2021												
2/9/2023												
8/2/2023												
2/16/2024												
2/29/2024												
8/8/2024												
2/25/2025			0.0089 (o)									

Outlier Summary

Plant Bowen Client: Southern Company Data: Bowen LF 3-8 Printed 5/1/2026, 4:12 PM

	GWA-3A Barium (mg/L)	GWA-50 Barium (mg/L)	GWA-50R Barium (mg/L)	GWC-18R Barium (mg/L)	GWC-23R Barium (mg/L)	GWC-24R Barium (mg/L)	GWC-38 Barium (mg/L)	GWC-36RA Beryllium (mg/L)	GWA-43 Calcium (mg/L)	GWC-26 Calcium (mg/L)	GWC-38 Calcium (mg/L)	GWA-1 Chromium (mg/L)
8/23/2007	0.015 (O)											
10/24/2007												
11/2/2007	0.017 (O)											
11/18/2007	0.019 (O)											0.038 (O)
1/30/2008												0.11 (O)
1/31/2008	0.011 (O)											
3/10/2008												0.038 (O)
3/11/2008	0.016 (O)											
5/14/2008	0.013 (O)											
12/4/2008												
12/5/2008	0.021 (O)											
12/12/2008		0.098 (O)										
4/15/2009	0.012 (O)											
4/23/2009			0.14 (O)									
10/6/2009			0.12 (O)									
10/7/2009												
10/8/2009	0.011 (O)											
5/3/2010			0.12 (O)									
4/27/2011												
4/3/2012												
9/15/2014								0.0032 (o)				
10/4/2014												
10/21/2014				0.027 (O)								
11/11/2014				0.028 (O)								
3/2/2015							0.03 (O)					
3/3/2015				0.034 (O)								
5/8/2015												
5/17/2015												
5/25/2015												
8/12/2015												
3/2/2016												
3/4/2016						0.0422 (O)						
3/8/2016												
5/3/2016												
5/13/2016									18.7 (O)			
7/12/2016												
9/8/2016												
9/13/2016												
1/6/2017												
3/14/2017												
12/28/2017												
3/16/2018												
3/19/2018												
3/11/2019												
3/12/2019												
3/14/2019												
3/9/2020												
7/28/2021												
8/2/2021												
2/9/2023												
8/2/2023											49.2 (o)	
2/16/2024					0.14 (o)							
2/29/2024										78.7 (o)		
8/8/2024												
2/25/2025												

Outlier Summary

Plant Bowen Client: Southern Company Data: Bowen LF 3-8 Printed 5/1/2026, 4:12 PM

	GWA-2 Chromium (mg/L)	GWA-2R Chromium (mg/L)	GWA-3A Chromium (mg/L)	GWA-39Z Chromium (mg/L)	GWA-51RZ Chromium (mg/L)	GWC-18R Chromium (mg/L)	GWC-37 Chromium (mg/L)	GWA-2R Cobalt (mg/L)	GWC-38 Cobalt (mg/L)	GWA-50R Copper (mg/L)	GWA-2 Fluoride (mg/L)	GWC-21R Fluoride (mg/L)
8/23/2007												
10/24/2007	0.039 (O)											
11/2/2007			0.027 (O)									
11/18/2007	0.059 (O)		0.17 (O)									
1/30/2008												
1/31/2008		0.052 (O)						0.0083 (O)				
3/10/2008												
3/11/2008	0.03 (O)		0.063 (O)									
5/14/2008			0.057 (O)									
12/4/2008												
12/5/2008												
12/12/2008										0.064 (O)		
4/15/2009												
4/23/2009												
10/6/2009												
10/7/2009												
10/8/2009												
5/3/2010												
4/27/2011												
4/3/2012												
9/15/2014												
10/4/2014						0.025 (O)						
10/21/2014						0.024 (O)						
11/11/2014						0.025 (O)						
3/2/2015									0.012 (O)			
3/3/2015						0.029 (O)						
5/8/2015					0.036 (O)							
5/17/2015					0.029 (O)							
5/25/2015					0.029 (O)							
8/12/2015												
3/2/2016									<0.005 (O)			
3/4/2016												
3/8/2016												
5/3/2016									<0.005 (O)			
5/13/2016												
7/12/2016												
9/8/2016												
9/13/2016												
1/6/2017												
3/14/2017												
12/28/2017												
3/16/2018												
3/19/2018											1.1 (O)	
3/11/2019												0.51 (O)
3/12/2019												
3/14/2019												
3/9/2020				0.069 (O)								
7/28/2021							0.018 (O)					
8/2/2021												
2/9/2023												
8/2/2023												
2/16/2024												
2/29/2024												
8/8/2024												
2/25/2025												

Outlier Summary

Plant Bowen Client: Southern Company Data: Bowen LF 3-8 Printed 5/1/2026, 4:12 PM

	GWC-36RA Lead (mg/L)	GWC-37 Lead (mg/L)	GWA-1 Nickel (mg/L)	GWA-2 Nickel (mg/L)	GWA-2R Nickel (mg/L)	GWA-39Z Nickel (mg/L)	GWC-21R Nickel (mg/L)	GWA-40 Sulfate (mg/L)	GWC-17R Sulfate (mg/L)	GWC-21R Sulfate (mg/L)	GWA-50 TDS (mg/L)	GWC-22R TDS (mg/L)
8/23/2007												
10/24/2007				0.026 (O)								
11/2/2007												
11/18/2007				0.043 (O)								
1/30/2008			0.11 (O)									
1/31/2008					0.054 (O)							
3/10/2008												
3/11/2008												
5/14/2008												
12/4/2008												
12/5/2008												
12/12/2008												
4/15/2009												
4/23/2009												
10/6/2009												
10/7/2009												
10/8/2009												
5/3/2010												
4/27/2011												
4/3/2012												
9/15/2014	0.0069 (JO)											
10/4/2014												
10/21/2014												
11/11/2014												
3/2/2015												
3/3/2015												
5/8/2015												
5/17/2015												
5/25/2015												
8/12/2015												
3/2/2016												
3/4/2016												
3/8/2016							0.0261 (O)					
5/3/2016												
5/13/2016												
7/12/2016												
9/8/2016												
9/13/2016												
1/6/2017												
3/14/2017												
12/28/2017								7.4 (o)				
3/16/2018												
3/19/2018												
3/11/2019												
3/12/2019									25.9 (O)			
3/14/2019												
3/9/2020						0.04 (O)						
7/28/2021		0.13 (O)										
8/2/2021										21.5 (O)		
2/9/2023											328 (O)	
8/2/2023												
2/16/2024												
2/29/2024												
8/8/2024										147 (o)		
2/25/2025												

Outlier Summary

Plant Bowen Client: Southern Company Data: Bowen LF 3-8 Printed 5/1/2026, 4:12 PM

	GWC-26 TDS (mg/L)	GWC-37 TDS (mg/L)	GWA-2 Vanadium (mg/L)	GWA-51RZ Vanadium (mg/L)	GWA-1 Zinc (mg/L)	GWA-2 Zinc (mg/L)	GWA-50 Zinc (mg/L)	GWA-50R Zinc (mg/L)	GWA-51RZ Zinc (mg/L)	GWC-36RA Zinc (mg/L)	GWC-38 Zinc (mg/L)
8/23/2007					0.032 (O)						
10/24/2007						0.043 (O)					
11/2/2007											
11/18/2007											
1/30/2008					0.022 (O)						
1/31/2008											
3/10/2008											
3/11/2008											
5/14/2008											
12/4/2008			0.016 (O)			0.081 (O)					
12/5/2008											
12/12/2008							0.048 (O)				
4/15/2009											
4/23/2009								0.075 (O)			
10/6/2009								0.056 (O)			
10/7/2009					0.061 (O)						
10/8/2009											
5/3/2010								0.051 (O)			
4/27/2011								0.025 (O)			
4/3/2012											
9/15/2014										0.44 (O)	
10/4/2014											
10/21/2014											
11/11/2014											
3/2/2015											0.041 (O)
3/3/2015											
5/8/2015											
5/17/2015									0.12 (O)		
5/25/2015											
8/12/2015				0.0279 (JO)							
3/2/2016											
3/4/2016											
3/8/2016											
5/3/2016											
5/13/2016											
7/12/2016											
9/8/2016											
9/13/2016											
1/6/2017		189 (O)									
3/14/2017		90 (O)									
12/28/2017											
3/16/2018											
3/19/2018											
3/11/2019											
3/12/2019											
3/14/2019											
3/9/2020											
7/28/2021											
8/2/2021											
2/9/2023											
8/2/2023											
2/16/2024											
2/29/2024	358 (o)										
8/8/2024											
2/25/2025											

FIGURE D.

Appendix I Intrawell Prediction Limits - Significant Results

Plant Bowen Client: Southern Company Data: Bowen LF 3-8 Printed 5/1/2026, 4:32 PM

Constituent	Well	Upper Lim.	Lower Lim.	Date	Observ.	Sig.	Bg N	%NDs	ND Adj.	Transform	Alpha	Method
Barium (mg/L)	**GWC-20R**	**0.03743**	**n/a**	**2/12/2026**	**0.041**	**Yes**	**33**	**0**	**None**	**No**	**0.0001097**	**Param Intra 1 of 2**
Barium (mg/L)	**GWC-26**	**0.031**	**n/a**	**2/24/2026**	**0.036**	**Yes**	**9**	**0**	**n/a**	**n/a**	**0.01809**	**NP Intra (normality) 1 of 2**
Barium (mg/L)	**GWC-27**	**0.017**	**n/a**	**3/2/2026**	**0.018**	**Yes**	**9**	**0**	**n/a**	**n/a**	**0.01809**	**NP Intra (normality) 1 of 2**
Barium (mg/L)	**GWC-28**	**0.017**	**n/a**	**3/2/2026**	**0.026**	**Yes**	**9**	**0**	**n/a**	**n/a**	**0.01809**	**NP Intra (normality) 1 of 2**
Cobalt (mg/L)	**GWC-34**	**0.016**	**n/a**	**3/2/2026**	**0.017**	**Yes**	**8**	**0**	**n/a**	**n/a**	**0.02144**	**NP Intra (normality) 1 of 2**
Zinc (mg/L)	**GWC-22R**	**0.01**	**n/a**	**2/13/2026**	**0.013**	**Yes**	**28**	**50**	**n/a**	**n/a**	**0.002337**	**NP Intra (normality) 1 of 2**

Appendix I Intrawell Prediction Limits - All Results

Plant Bowen Client: Southern Company Data: Bowen LF 3-8 Printed 5/1/2026, 4:32 PM

Constituent	Well	Upper Lim.	Lower Lim.	Date	Observ.	Sig.	Bg N	%NDs	ND Adj.	Transform	Alpha	Method
Antimony (mg/L)	GWA-1	0.02766	n/a	2/18/2026	0.0026	No	45	33.33	Kaplan-Meier	ln(x)	0.0001097	Param Intra 1 of 2
Antimony (mg/L)	GWA-2	0.002	n/a	2/18/2026	0.002ND	No	45	95.56	n/a	n/a	0.0009557	NP Intra (NDs) 1 of 2
Antimony (mg/L)	GWA-2R	0.011	n/a	2/18/2026	0.0017J	No	44	34.09	n/a	n/a	0.0009963	NP Intra (normality) 1 of 2
Antimony (mg/L)	GWA-3A	0.0068	n/a	2/17/2026	0.002ND	No	44	68.18	n/a	n/a	0.0009963	NP Intra (NDs) 1 of 2
Antimony (mg/L)	GWA-4RZ	0.002	n/a	2/18/2026	0.002ND	No	38	73.68	n/a	n/a	0.001294	NP Intra (NDs) 1 of 2
Antimony (mg/L)	GWA-39RZ	0.01196	n/a	2/18/2026	0.0015J	No	21	14.29	None	sqrt(x)	0.0001097	Param Intra 1 of 2
Antimony (mg/L)	GWA-39Z	0.003407	n/a	2/18/2026	0.002ND	No	24	37.5	Kaplan-Meier	No	0.0001097	Param Intra 1 of 2
Antimony (mg/L)	GWA-40	0.0021	n/a	2/16/2026	0.002ND	No	24	91.67	n/a	n/a	0.003124	NP Intra (NDs) 1 of 2
Antimony (mg/L)	GWA-41	0.0029	n/a	2/16/2026	0.002ND	No	24	91.67	n/a	n/a	0.003124	NP Intra (NDs) 1 of 2
Antimony (mg/L)	GWA-41R	0.004824	n/a	2/16/2026	0.002ND	No	23	47.83	Kaplan-Meier	No	0.0001097	Param Intra 1 of 2
Antimony (mg/L)	GWA-42	0.002	n/a	2/16/2026	0.002ND	No	24	95.83	n/a	n/a	0.003124	NP Intra (NDs) 1 of 2
Antimony (mg/L)	GWA-43	0.002	n/a	2/16/2026	0.002ND	No	24	91.67	n/a	n/a	0.003124	NP Intra (NDs) 1 of 2
Antimony (mg/L)	GWA-43R	0.002	n/a	2/16/2026	0.002ND	No	24	66.67	n/a	n/a	0.003124	NP Intra (NDs) 1 of 2
Antimony (mg/L)	GWA-50	0.0022	n/a	2/17/2026	0.002ND	No	39	82.05	n/a	n/a	0.001226	NP Intra (NDs) 1 of 2
Antimony (mg/L)	GWA-50R	0.002	n/a	2/17/2026	0.002ND	No	39	94.87	n/a	n/a	0.001226	NP Intra (NDs) 1 of 2
Antimony (mg/L)	GWC-16R	0.03298	n/a	2/13/2026	0.0092	No	33	27.27	Kaplan-Meier	sqrt(x)	0.0001097	Param Intra 1 of 2
Antimony (mg/L)	GWC-17R	0.0033	n/a	2/13/2026	0.002ND	No	33	81.82	n/a	n/a	0.001701	NP Intra (NDs) 1 of 2
Antimony (mg/L)	GWC-18	0.002	n/a	2/12/2026	0.002ND	No	33	93.94	n/a	n/a	0.001701	NP Intra (NDs) 1 of 2
Antimony (mg/L)	GWC-18R	0.0024	n/a	2/12/2026	0.002ND	No	33	72.73	n/a	n/a	0.001701	NP Intra (NDs) 1 of 2
Antimony (mg/L)	GWC-19R	0.002	n/a	2/12/2026	0.002ND	No	33	93.94	n/a	n/a	0.001701	NP Intra (NDs) 1 of 2
Antimony (mg/L)	GWC-20R	0.002	n/a	2/12/2026	0.002ND	No	33	96.97	n/a	n/a	0.001701	NP Intra (NDs) 1 of 2
Antimony (mg/L)	GWC-21R	0.01128	n/a	2/17/2026	0.00045J	No	34	26.47	Kaplan-Meier	x^(1/3)	0.0001097	Param Intra 1 of 2
Antimony (mg/L)	GWC-22R	0.003	n/a	2/13/2026	0.0027	No	33	96.97	n/a	n/a	0.001701	NP Intra (NDs) 1 of 2
Antimony (mg/L)	GWC-23R	0.0022	n/a	2/13/2026	0.002ND	No	33	81.82	n/a	n/a	0.001701	NP Intra (NDs) 1 of 2
Antimony (mg/L)	GWC-24R	0.005	n/a	2/12/2026	0.002ND	No	31	61.29	n/a	n/a	0.001905	NP Intra (NDs) 1 of 2
Antimony (mg/L)	GWC-25R	0.0028	n/a	2/13/2026	0.002ND	No	33	69.7	n/a	n/a	0.001701	NP Intra (NDs) 1 of 2
Antimony (mg/L)	GWC-27	0.002	n/a	3/2/2026	0.002ND	No	9	88.89	n/a	n/a	0.01809	NP Intra (NDs) 1 of 2
Antimony (mg/L)	GWC-27R	0.003	n/a	3/2/2026	0.0012J	No	9	44.44	n/a	n/a	0.01809	NP Intra (normality) 1 of 2
Antimony (mg/L)	GWC-28	0.0023	n/a	3/2/2026	0.002ND	No	9	88.89	n/a	n/a	0.01809	NP Intra (NDs) 1 of 2
Antimony (mg/L)	GWC-29	0.002	n/a	2/26/2026	0.002ND	No	9	66.67	n/a	n/a	0.01809	NP Intra (NDs) 1 of 2
Antimony (mg/L)	GWC-29R	0.002	n/a	2/26/2026	0.002ND	No	9	66.67	n/a	n/a	0.01809	NP Intra (NDs) 1 of 2
Antimony (mg/L)	GWC-30	0.002	n/a	2/27/2026	0.002ND	No	9	77.78	n/a	n/a	0.01809	NP Intra (NDs) 1 of 2
Antimony (mg/L)	GWC-31	0.002	n/a	2/25/2026	0.002ND	No	9	77.78	n/a	n/a	0.01809	NP Intra (NDs) 1 of 2
Antimony (mg/L)	GWC-31R	0.002	n/a	2/27/2026	0.002ND	No	9	88.89	n/a	n/a	0.01809	NP Intra (NDs) 1 of 2
Antimony (mg/L)	GWC-33R	0.002	n/a	3/3/2026	0.002ND	No	9	66.67	n/a	n/a	0.01809	NP Intra (NDs) 1 of 2
Antimony (mg/L)	GWC-34	0.002	n/a	3/2/2026	0.00051J	No	8	87.5	n/a	n/a	0.02144	NP Intra (NDs) 1 of 2
Antimony (mg/L)	GWC-36RA	0.002	n/a	2/12/2026	0.002ND	No	33	90.91	n/a	n/a	0.001701	NP Intra (NDs) 1 of 2
Antimony (mg/L)	GWC-37	0.0052	n/a	2/12/2026	0.002ND	No	33	39.39	n/a	n/a	0.001701	NP Intra (normality) 1 of 2
Antimony (mg/L)	GWC-57	0.002	n/a	3/2/2026	0.002ND	No	9	88.89	n/a	n/a	0.01809	NP Intra (NDs) 1 of 2
Arsenic (mg/L)	GWA-1	0.002	n/a	2/18/2026	0.00042J	No	45	91.11	n/a	n/a	0.0009557	NP Intra (NDs) 1 of 2
Arsenic (mg/L)	GWA-2	0.002	n/a	2/18/2026	0.002ND	No	44	97.73	n/a	n/a	0.0009963	NP Intra (NDs) 1 of 2
Arsenic (mg/L)	GWA-2R	0.0056	n/a	2/18/2026	0.00049J	No	45	71.11	n/a	n/a	0.0009557	NP Intra (NDs) 1 of 2
Arsenic (mg/L)	GWA-3A	0.002	n/a	2/17/2026	0.002ND	No	44	97.73	n/a	n/a	0.0009963	NP Intra (NDs) 1 of 2
Arsenic (mg/L)	GWA-4RZ	0.0051	n/a	2/18/2026	0.00061J	No	38	52.63	n/a	n/a	0.001294	NP Intra (NDs) 1 of 2
Arsenic (mg/L)	GWA-39RZ	0.002	n/a	2/18/2026	0.00099J	No	22	63.64	n/a	n/a	0.003707	NP Intra (NDs) 1 of 2
Arsenic (mg/L)	GWA-39Z	0.0021	n/a	2/18/2026	0.002ND	No	24	83.33	n/a	n/a	0.003124	NP Intra (NDs) 1 of 2
Arsenic (mg/L)	GWA-40	0.002	n/a	2/16/2026	0.002ND	No	24	83.33	n/a	n/a	0.003124	NP Intra (NDs) 1 of 2
Arsenic (mg/L)	GWA-41	0.002	n/a	2/16/2026	0.002ND	No	24	87.5	n/a	n/a	0.003124	NP Intra (NDs) 1 of 2
Arsenic (mg/L)	GWA-41R	0.002	n/a	2/16/2026	0.00053J	No	24	75	n/a	n/a	0.003124	NP Intra (NDs) 1 of 2
Arsenic (mg/L)	GWA-42	0.002	n/a	2/16/2026	0.002ND	No	24	87.5	n/a	n/a	0.003124	NP Intra (NDs) 1 of 2
Arsenic (mg/L)	GWA-43	0.002	n/a	2/16/2026	0.002ND	No	24	91.67	n/a	n/a	0.003124	NP Intra (NDs) 1 of 2
Arsenic (mg/L)	GWA-43R	0.002	n/a	2/16/2026	0.002ND	No	24	87.5	n/a	n/a	0.003124	NP Intra (NDs) 1 of 2
Arsenic (mg/L)	GWA-50R	0.002	n/a	2/17/2026	0.002ND	No	38	97.37	n/a	n/a	0.001294	NP Intra (NDs) 1 of 2
Arsenic (mg/L)	GWC-16R	0.0025	n/a	2/13/2026	0.002ND	No	33	54.55	n/a	n/a	0.001701	NP Intra (NDs) 1 of 2
Arsenic (mg/L)	GWC-17R	0.0053	n/a	2/13/2026	0.002ND	No	33	81.82	n/a	n/a	0.001701	NP Intra (NDs) 1 of 2
Arsenic (mg/L)	GWC-18	0.002	n/a	2/12/2026	0.002ND	No	33	87.88	n/a	n/a	0.001701	NP Intra (NDs) 1 of 2
Arsenic (mg/L)	GWC-18R	0.002	n/a	2/12/2026	0.002ND	No	33	78.79	n/a	n/a	0.001701	NP Intra (NDs) 1 of 2
Arsenic (mg/L)	GWC-19R	0.002	n/a	2/12/2026	0.002ND	No	33	78.79	n/a	n/a	0.001701	NP Intra (NDs) 1 of 2
Arsenic (mg/L)	GWC-20R	0.0028	n/a	2/12/2026	0.002ND	No	33	75.76	n/a	n/a	0.001701	NP Intra (NDs) 1 of 2
Arsenic (mg/L)	GWC-21R	0.0071	n/a	2/17/2026	0.00088J	No	32	43.75	n/a	n/a	0.001803	NP Intra (normality) 1 of 2
Arsenic (mg/L)	GWC-22R	0.005	n/a	2/13/2026	0.0017J	No	33	48.48	n/a	n/a	0.001701	NP Intra (normality) 1 of 2
Arsenic (mg/L)	GWC-23R	0.006	n/a	2/13/2026	0.002ND	No	33	72.73	n/a	n/a	0.001701	NP Intra (NDs) 1 of 2
Arsenic (mg/L)	GWC-24R	0.00374	n/a	2/12/2026	0.002ND	No	33	72.73	n/a	n/a	0.001701	NP Intra (NDs) 1 of 2
Arsenic (mg/L)	GWC-25R	0.0036	n/a	2/13/2026	0.002ND	No	33	84.85	n/a	n/a	0.001701	NP Intra (NDs) 1 of 2
Arsenic (mg/L)	GWC-26	0.0025	n/a	2/24/2026	0.002ND	No	9	88.89	n/a	n/a	0.01809	NP Intra (NDs) 1 of 2

Appendix I Intrawell Prediction Limits - All Results

Plant Bowen Client: Southern Company Data: Bowen LF 3-8 Printed 5/1/2026, 4:32 PM

Constituent	Well	Upper Lim.	Lower Lim.	Date	Observ.	Sig.	Bg N	%NDs	ND Adj.	Transform	Alpha	Method
Arsenic (mg/L)	GWC-27	0.002	n/a	3/2/2026	0.002ND	No	9	66.67	n/a	n/a	0.01809	NP Intra (NDs) 1 of 2
Arsenic (mg/L)	GWC-27R	0.002	n/a	3/2/2026	0.002ND	No	9	66.67	n/a	n/a	0.01809	NP Intra (NDs) 1 of 2
Arsenic (mg/L)	GWC-28	0.005	n/a	3/2/2026	0.001J	No	9	55.56	n/a	n/a	0.01809	NP Intra (NDs) 1 of 2
Arsenic (mg/L)	GWC-29	0.002	n/a	2/26/2026	0.002ND	No	9	77.78	n/a	n/a	0.01809	NP Intra (NDs) 1 of 2
Arsenic (mg/L)	GWC-29R	0.0035	n/a	2/26/2026	0.00078J	No	9	55.56	n/a	n/a	0.01809	NP Intra (NDs) 1 of 2
Arsenic (mg/L)	GWC-30	0.003	n/a	2/27/2026	0.002ND	No	9	66.67	n/a	n/a	0.01809	NP Intra (NDs) 1 of 2
Arsenic (mg/L)	GWC-31	0.0078	n/a	2/25/2026	0.00096J	No	9	22.22	n/a	n/a	0.01809	NP Intra (normality) 1 of 2
Arsenic (mg/L)	GWC-31R	0.002	n/a	2/27/2026	0.002ND	No	9	77.78	n/a	n/a	0.01809	NP Intra (NDs) 1 of 2
Arsenic (mg/L)	GWC-32	0.008548	n/a	3/2/2026	0.0054	No	9	22.22	Kaplan-Meier	No	0.0001097	Param Intra 1 of 2
Arsenic (mg/L)	GWC-33R	0.0027	n/a	3/3/2026	0.002ND	No	9	66.67	n/a	n/a	0.01809	NP Intra (NDs) 1 of 2
Arsenic (mg/L)	GWC-34	0.005	n/a	3/2/2026	0.0013J	No	8	62.5	n/a	n/a	0.02144	NP Intra (NDs) 1 of 2
Arsenic (mg/L)	GWC-34R	0.002	n/a	3/2/2026	0.00086J	No	8	62.5	n/a	n/a	0.02144	NP Intra (NDs) 1 of 2
Arsenic (mg/L)	GWC-35	0.0031	n/a	2/24/2026	0.002ND	No	9	66.67	n/a	n/a	0.01809	NP Intra (NDs) 1 of 2
Arsenic (mg/L)	GWC-36A	0.002	n/a	2/12/2026	0.002ND	No	7	71.43	n/a	n/a	0.02765	NP Intra (NDs) 1 of 2
Arsenic (mg/L)	GWC-36RA	0.0036	n/a	2/12/2026	0.002ND	No	33	84.85	n/a	n/a	0.001701	NP Intra (NDs) 1 of 2
Arsenic (mg/L)	GWC-37	0.002	n/a	2/12/2026	0.002ND	No	33	87.88	n/a	n/a	0.001701	NP Intra (NDs) 1 of 2
Arsenic (mg/L)	GWC-38	0.0062	n/a	2/12/2026	0.002ND	No	33	84.85	n/a	n/a	0.001701	NP Intra (NDs) 1 of 2
Arsenic (mg/L)	GWC-57	0.0024	n/a	3/2/2026	0.002ND	No	9	66.67	n/a	n/a	0.01809	NP Intra (NDs) 1 of 2
Barium (mg/L)	GWA-1	0.02353	n/a	2/18/2026	0.017	No	33	0	None	No	0.0001097	Param Intra 1 of 2
Barium (mg/L)	GWA-2	0.04924	n/a	2/18/2026	0.023	No	43	0	None	No	0.0001097	Param Intra 1 of 2
Barium (mg/L)	GWA-2R	0.0414	n/a	2/18/2026	0.012	No	43	0	None	x^(1/3)	0.0001097	Param Intra 1 of 2
Barium (mg/L)	GWA-3A	0.009219	n/a	2/17/2026	0.0079	No	35	0	None	No	0.0001097	Param Intra 1 of 2
Barium (mg/L)	GWA-4RZ	0.07074	n/a	2/18/2026	0.045	No	15	0	None	No	0.0001097	Param Intra 1 of 2
Barium (mg/L)	GWA-39RZ	0.027	n/a	2/18/2026	0.019	No	22	0	n/a	n/a	0.003707	NP Intra (normality) 1 of 2
Barium (mg/L)	GWA-39Z	0.03417	n/a	2/18/2026	0.016	No	24	0	None	No	0.0001097	Param Intra 1 of 2
Barium (mg/L)	GWA-40	0.01188	n/a	2/16/2026	0.0078	No	24	0	None	No	0.0001097	Param Intra 1 of 2
Barium (mg/L)	GWA-41	0.03745	n/a	2/16/2026	0.015	No	24	0	None	No	0.0001097	Param Intra 1 of 2
Barium (mg/L)	GWA-41R	0.05456	n/a	2/16/2026	0.023	No	24	0	None	No	0.0001097	Param Intra 1 of 2
Barium (mg/L)	GWA-42	0.007226	n/a	2/16/2026	0.0071	No	24	0	None	No	0.0001097	Param Intra 1 of 2
Barium (mg/L)	GWA-43	0.04539	n/a	2/16/2026	0.013	No	24	0	None	sqrt(x)	0.0001097	Param Intra 1 of 2
Barium (mg/L)	GWA-43R	0.00939	n/a	2/16/2026	0.0075	No	24	0	None	No	0.0001097	Param Intra 1 of 2
Barium (mg/L)	GWA-50	0.01671	n/a	2/17/2026	0.0071	No	38	0	None	No	0.0001097	Param Intra 1 of 2
Barium (mg/L)	GWA-50R	0.012	n/a	2/17/2026	0.0081	No	11	0	n/a	n/a	0.01276	NP Intra (normality) 1 of 2
Barium (mg/L)	GWC-16R	0.07375	n/a	2/13/2026	0.035	No	33	0	None	No	0.0001097	Param Intra 1 of 2
Barium (mg/L)	GWC-17R	0.02219	n/a	2/13/2026	0.018	No	33	0	None	No	0.0001097	Param Intra 1 of 2
Barium (mg/L)	GWC-18	0.05025	n/a	2/12/2026	0.014	No	33	0	None	No	0.0001097	Param Intra 1 of 2
Barium (mg/L)	GWC-18R	0.028	n/a	2/12/2026	0.015	No	30	0	n/a	n/a	0.002008	NP Intra (normality) 1 of 2
Barium (mg/L)	GWC-19R	0.01845	n/a	2/12/2026	0.016	No	33	0	None	No	0.0001097	Param Intra 1 of 2
Barium (mg/L)	**GWC-20R**	**0.03743**	**n/a**	**2/12/2026**	**0.041**	**Yes**	**33**	**0**	**None**	**No**	**0.0001097**	**Param Intra 1 of 2**
Barium (mg/L)	GWC-21R	0.04147	n/a	2/17/2026	0.024	No	33	0	None	No	0.0001097	Param Intra 1 of 2
Barium (mg/L)	GWC-22R	0.06531	n/a	2/13/2026	0.031	No	33	0	None	No	0.0001097	Param Intra 1 of 2
Barium (mg/L)	GWC-23R	0.04786	n/a	2/13/2026	0.022	No	33	0	None	sqrt(x)	0.0001097	Param Intra 1 of 2
Barium (mg/L)	GWC-24R	0.03285	n/a	2/12/2026	0.019	No	32	0	None	No	0.0001097	Param Intra 1 of 2
Barium (mg/L)	GWC-25R	0.01803	n/a	2/13/2026	0.015	No	33	0	None	ln(x)	0.0001097	Param Intra 1 of 2
Barium (mg/L)	**GWC-26**	**0.031**	**n/a**	**2/24/2026**	**0.036**	**Yes**	**9**	**0**	**n/a**	**n/a**	**0.01809**	**NP Intra (normality) 1 of 2**
Barium (mg/L)	**GWC-27**	**0.017**	**n/a**	**3/2/2026**	**0.018**	**Yes**	**9**	**0**	**n/a**	**n/a**	**0.01809**	**NP Intra (normality) 1 of 2**
Barium (mg/L)	GWC-27R	0.01916	n/a	3/2/2026	0.015	No	9	0	None	No	0.0001097	Param Intra 1 of 2
Barium (mg/L)	**GWC-28**	**0.017**	**n/a**	**3/2/2026**	**0.026**	**Yes**	**9**	**0**	**n/a**	**n/a**	**0.01809**	**NP Intra (normality) 1 of 2**
Barium (mg/L)	GWC-29	0.04522	n/a	2/26/2026	0.03	No	9	0	None	No	0.0001097	Param Intra 1 of 2
Barium (mg/L)	GWC-29R	0.01722	n/a	2/26/2026	0.015	No	9	0	None	No	0.0001097	Param Intra 1 of 2
Barium (mg/L)	GWC-30	0.03039	n/a	2/27/2026	0.022	No	9	0	None	No	0.0001097	Param Intra 1 of 2
Barium (mg/L)	GWC-31	0.1144	n/a	2/25/2026	0.05	No	9	0	None	No	0.0001097	Param Intra 1 of 2
Barium (mg/L)	GWC-31R	0.027	n/a	2/27/2026	0.017	No	9	0	n/a	n/a	0.01809	NP Intra (normality) 1 of 2
Barium (mg/L)	GWC-32	0.05939	n/a	3/2/2026	0.033	No	9	0	None	No	0.0001097	Param Intra 1 of 2
Barium (mg/L)	GWC-33R	0.0019	n/a	3/3/2026	0.0015J	No	9	0	n/a	n/a	0.01809	NP Intra (normality) 1 of 2
Barium (mg/L)	GWC-34	0.04479	n/a	3/2/2026	0.039	No	8	0	None	No	0.0001097	Param Intra 1 of 2
Barium (mg/L)	GWC-34R	0.0228	n/a	3/2/2026	0.02	No	8	0	None	No	0.0001097	Param Intra 1 of 2
Barium (mg/L)	GWC-35	0.03185	n/a	2/24/2026	0.027	No	9	0	None	No	0.0001097	Param Intra 1 of 2
Barium (mg/L)	GWC-36A	0.05009	n/a	2/12/2026	0.032	No	7	0	None	x^4	0.0001097	Param Intra 1 of 2
Barium (mg/L)	GWC-36RA	0.0459	n/a	2/12/2026	0.034	No	33	0	None	No	0.0001097	Param Intra 1 of 2
Barium (mg/L)	GWC-37	0.01398	n/a	2/12/2026	0.0039J	No	33	3.03	None	No	0.0001097	Param Intra 1 of 2
Barium (mg/L)	GWC-38	0.01713	n/a	2/12/2026	0.015	No	32	0	None	ln(x)	0.0001097	Param Intra 1 of 2
Barium (mg/L)	GWC-57	0.017	n/a	3/2/2026	0.003J	No	9	0	n/a	n/a	0.01809	NP Intra (normality) 1 of 2
Beryllium (mg/L)	GWA-1	0.0004	n/a	2/18/2026	0.0004ND	No	45	95.56	n/a	n/a	0.0009557	NP Intra (NDs) 1 of 2
Beryllium (mg/L)	GWA-4RZ	0.00051	n/a	2/18/2026	0.0004ND	No	38	97.37	n/a	n/a	0.001294	NP Intra (NDs) 1 of 2

Appendix I Intrawell Prediction Limits - All Results

Plant Bowen Client: Southern Company Data: Bowen LF 3-8 Printed 5/1/2026, 4:32 PM

Constituent	Well	Upper Lim.	Lower Lim.	Date	Observ.	Sig.	Bg N	%NDs	ND Adj.	Transform	Alpha	Method
Beryllium (mg/L)	GWA-41R	0.0004	n/a	2/16/2026	0.0004ND	No	24	95.83	n/a	n/a	0.003124	NP Intra (NDs) 1 of 2
Beryllium (mg/L)	GWA-42	0.0002489	n/a	2/16/2026	0.0002ND	No	24	12.5	None	No	0.0001097	Param Intra 1 of 2
Beryllium (mg/L)	GWA-43	0.0004	n/a	2/16/2026	0.0004ND	No	24	91.67	n/a	n/a	0.003124	NP Intra (NDs) 1 of 2
Beryllium (mg/L)	GWA-43R	0.0004	n/a	2/16/2026	0.0004ND	No	24	95.83	n/a	n/a	0.003124	NP Intra (NDs) 1 of 2
Beryllium (mg/L)	GWA-50R	0.0004	n/a	2/17/2026	0.0004ND	No	39	89.74	n/a	n/a	0.001226	NP Intra (NDs) 1 of 2
Beryllium (mg/L)	GWC-18	0.0004	n/a	2/12/2026	0.0004ND	No	33	93.94	n/a	n/a	0.001701	NP Intra (NDs) 1 of 2
Beryllium (mg/L)	GWC-18R	0.0004	n/a	2/12/2026	0.0004ND	No	33	69.7	n/a	n/a	0.001701	NP Intra (NDs) 1 of 2
Beryllium (mg/L)	GWC-19R	0.0004	n/a	2/12/2026	0.0004ND	No	33	87.88	n/a	n/a	0.001701	NP Intra (NDs) 1 of 2
Beryllium (mg/L)	GWC-20R	0.0004	n/a	2/12/2026	0.0004ND	No	33	96.97	n/a	n/a	0.001701	NP Intra (NDs) 1 of 2
Beryllium (mg/L)	GWC-34	0.0004	n/a	3/2/2026	0.0004ND	No	8	87.5	n/a	n/a	0.02144	NP Intra (NDs) 1 of 2
Beryllium (mg/L)	GWC-35	0.0004	n/a	2/24/2026	0.0004ND	No	9	88.89	n/a	n/a	0.01809	NP Intra (NDs) 1 of 2
Beryllium (mg/L)	GWC-36A	0.0004	n/a	2/12/2026	0.00024J	No	7	71.43	n/a	n/a	0.02765	NP Intra (NDs) 1 of 2
Beryllium (mg/L)	GWC-36RA	0.0014	n/a	2/12/2026	0.0004ND	No	32	56.25	n/a	n/a	0.001803	NP Intra (NDs) 1 of 2
Beryllium (mg/L)	GWC-37	0.0004	n/a	2/12/2026	0.0004ND	No	33	96.97	n/a	n/a	0.001701	NP Intra (NDs) 1 of 2
Beryllium (mg/L)	GWC-38	0.0004	n/a	2/12/2026	0.0004ND	No	33	81.82	n/a	n/a	0.001701	NP Intra (NDs) 1 of 2
Cadmium (mg/L)	GWA-1	0.0005	n/a	2/18/2026	0.0005ND	No	45	97.78	n/a	n/a	0.0009557	NP Intra (NDs) 1 of 2
Cadmium (mg/L)	GWA-39Z	0.0005	n/a	2/18/2026	0.0005ND	No	24	83.33	n/a	n/a	0.003124	NP Intra (NDs) 1 of 2
Cadmium (mg/L)	GWA-42	0.0003477	n/a	2/16/2026	0.00016J	No	24	12.5	None	sqrt(x)	0.0001097	Param Intra 1 of 2
Cadmium (mg/L)	GWA-43	0.0005	n/a	2/16/2026	0.0005ND	No	24	95.83	n/a	n/a	0.003124	NP Intra (NDs) 1 of 2
Cadmium (mg/L)	GWA-50	0.0005	n/a	2/17/2026	0.0005ND	No	39	94.87	n/a	n/a	0.001226	NP Intra (NDs) 1 of 2
Cadmium (mg/L)	GWC-16R	0.0005	n/a	2/13/2026	0.0005ND	No	33	96.97	n/a	n/a	0.001701	NP Intra (NDs) 1 of 2
Cadmium (mg/L)	GWC-17R	0.0005	n/a	2/13/2026	0.0005ND	No	33	96.97	n/a	n/a	0.001701	NP Intra (NDs) 1 of 2
Cadmium (mg/L)	GWC-18	0.0005	n/a	2/12/2026	0.0005ND	No	33	93.94	n/a	n/a	0.001701	NP Intra (NDs) 1 of 2
Cadmium (mg/L)	GWC-18R	0.0005	n/a	2/12/2026	0.0005ND	No	33	96.97	n/a	n/a	0.001701	NP Intra (NDs) 1 of 2
Cadmium (mg/L)	GWC-20R	0.0005	n/a	2/12/2026	0.0005ND	No	33	96.97	n/a	n/a	0.001701	NP Intra (NDs) 1 of 2
Cadmium (mg/L)	GWC-21R	0.0005	n/a	2/17/2026	0.0005ND	No	33	93.94	n/a	n/a	0.001701	NP Intra (NDs) 1 of 2
Cadmium (mg/L)	GWC-22R	0.0005	n/a	2/13/2026	0.0005ND	No	33	96.97	n/a	n/a	0.001701	NP Intra (NDs) 1 of 2
Cadmium (mg/L)	GWC-25R	0.0005	n/a	2/13/2026	0.0005ND	No	33	93.94	n/a	n/a	0.001701	NP Intra (NDs) 1 of 2
Cadmium (mg/L)	GWC-34	0.0009052	n/a	3/2/2026	0.0005	No	8	50	Kaplan-Meier	No	0.0001097	Param Intra 1 of 2
Cadmium (mg/L)	GWC-35	0.0005	n/a	2/24/2026	0.0005ND	No	9	88.89	n/a	n/a	0.01809	NP Intra (NDs) 1 of 2
Cadmium (mg/L)	GWC-36RA	0.001	n/a	2/12/2026	0.0005ND	No	33	36.36	n/a	n/a	0.001701	NP Intra (normality) 1 of 2
Cadmium (mg/L)	GWC-37	0.0005	n/a	2/12/2026	0.0005ND	No	33	78.79	n/a	n/a	0.001701	NP Intra (NDs) 1 of 2
Cadmium (mg/L)	GWC-38	0.0005	n/a	2/12/2026	0.0005ND	No	33	81.82	n/a	n/a	0.001701	NP Intra (NDs) 1 of 2
Cadmium (mg/L)	GWC-57	0.0005	n/a	3/2/2026	0.0005ND	No	9	100	n/a	n/a	0.01809	NP Intra (NDs) 1 of 2
Chromium (mg/L)	GWA-1	0.012	n/a	2/18/2026	0.00047J	No	42	78.57	n/a	n/a	0.001077	NP Intra (NDs) 1 of 2
Chromium (mg/L)	GWA-2	0.009	n/a	2/18/2026	0.00082J	No	42	66.67	n/a	n/a	0.001077	NP Intra (NDs) 1 of 2
Chromium (mg/L)	GWA-2R	0.012	n/a	2/18/2026	0.0004J	No	44	81.82	n/a	n/a	0.0009963	NP Intra (NDs) 1 of 2
Chromium (mg/L)	GWA-3A	0.012	n/a	2/17/2026	0.0008J	No	40	82.5	n/a	n/a	0.001159	NP Intra (NDs) 1 of 2
Chromium (mg/L)	GWA-4RZ	0.012	n/a	2/18/2026	0.005ND	No	38	81.58	n/a	n/a	0.001294	NP Intra (NDs) 1 of 2
Chromium (mg/L)	GWA-39RZ	0.005	n/a	2/18/2026	0.005ND	No	22	59.09	n/a	n/a	0.003707	NP Intra (NDs) 1 of 2
Chromium (mg/L)	GWA-39Z	0.005	n/a	2/18/2026	0.0004J	No	23	91.3	n/a	n/a	0.003415	NP Intra (NDs) 1 of 2
Chromium (mg/L)	GWA-40	0.005	n/a	2/16/2026	0.00064J	No	24	79.17	n/a	n/a	0.003124	NP Intra (NDs) 1 of 2
Chromium (mg/L)	GWA-41	0.015	n/a	2/16/2026	0.00044J	No	24	87.5	n/a	n/a	0.003124	NP Intra (NDs) 1 of 2
Chromium (mg/L)	GWA-41R	0.005	n/a	2/16/2026	0.00027J	No	24	91.67	n/a	n/a	0.003124	NP Intra (NDs) 1 of 2
Chromium (mg/L)	GWA-42	0.005	n/a	2/16/2026	0.00057J	No	24	95.83	n/a	n/a	0.003124	NP Intra (NDs) 1 of 2
Chromium (mg/L)	GWA-43	0.005	n/a	2/16/2026	0.00045J	No	24	75	n/a	n/a	0.003124	NP Intra (NDs) 1 of 2
Chromium (mg/L)	GWA-43R	0.005	n/a	2/16/2026	0.00063J	No	24	50	n/a	n/a	0.003124	NP Intra (normality) 1 of 2
Chromium (mg/L)	GWA-50	0.005	n/a	2/17/2026	0.00025J	No	39	87.18	n/a	n/a	0.001226	NP Intra (NDs) 1 of 2
Chromium (mg/L)	GWA-50R	0.0053	n/a	2/17/2026	0.00034J	No	39	69.23	n/a	n/a	0.001226	NP Intra (NDs) 1 of 2
Chromium (mg/L)	GWC-16R	0.005	n/a	2/13/2026	0.0004J	No	33	60.61	n/a	n/a	0.001701	NP Intra (NDs) 1 of 2
Chromium (mg/L)	GWC-17R	0.005	n/a	2/13/2026	0.00053J	No	33	81.82	n/a	n/a	0.001701	NP Intra (NDs) 1 of 2
Chromium (mg/L)	GWC-18	0.004992	n/a	2/12/2026	0.0015J	No	33	9.091	None	No	0.0001097	Param Intra 1 of 2
Chromium (mg/L)	GWC-18R	0.008	n/a	2/12/2026	0.00071J	No	29	68.97	n/a	n/a	0.002172	NP Intra (NDs) 1 of 2
Chromium (mg/L)	GWC-19R	0.005	n/a	2/12/2026	0.00069J	No	33	66.67	n/a	n/a	0.001701	NP Intra (NDs) 1 of 2
Chromium (mg/L)	GWC-20R	0.005	n/a	2/12/2026	0.00081J	No	33	66.67	n/a	n/a	0.001701	NP Intra (NDs) 1 of 2
Chromium (mg/L)	GWC-21R	0.0067	n/a	2/17/2026	0.0021J	No	33	54.55	n/a	n/a	0.001701	NP Intra (NDs) 1 of 2
Chromium (mg/L)	GWC-22R	0.005	n/a	2/13/2026	0.0003J	No	33	90.91	n/a	n/a	0.001701	NP Intra (NDs) 1 of 2
Chromium (mg/L)	GWC-23R	0.005	n/a	2/13/2026	0.00046J	No	33	72.73	n/a	n/a	0.001701	NP Intra (NDs) 1 of 2
Chromium (mg/L)	GWC-24R	0.005	n/a	2/12/2026	0.00044J	No	33	96.97	n/a	n/a	0.001701	NP Intra (NDs) 1 of 2
Chromium (mg/L)	GWC-25R	0.005	n/a	2/13/2026	0.00086J	No	33	72.73	n/a	n/a	0.001701	NP Intra (NDs) 1 of 2
Chromium (mg/L)	GWC-26	0.005	n/a	2/24/2026	0.00065J	No	9	100	n/a	n/a	0.01809	NP Intra (NDs) 1 of 2
Chromium (mg/L)	GWC-27	0.005	n/a	3/2/2026	0.00098J	No	9	100	n/a	n/a	0.01809	NP Intra (NDs) 1 of 2
Chromium (mg/L)	GWC-27R	0.005	n/a	3/2/2026	0.0007J	No	9	100	n/a	n/a	0.01809	NP Intra (NDs) 1 of 2
Chromium (mg/L)	GWC-29	0.005	n/a	2/26/2026	0.00077J	No	9	100	n/a	n/a	0.01809	NP Intra (NDs) 1 of 2
Chromium (mg/L)	GWC-29R	0.005	n/a	2/26/2026	0.00051J	No	9	100	n/a	n/a	0.01809	NP Intra (NDs) 1 of 2

Appendix I Intrawell Prediction Limits - All Results

Plant Bowen Client: Southern Company Data: Bowen LF 3-8 Printed 5/1/2026, 4:32 PM

Constituent	Well	Upper Lim.	Lower Lim.	Date	Observ.	Sig.	Bg N	%NDs	ND Adj.	Transform	Alpha	Method
Chromium (mg/L)	GWC-30	0.005	n/a	2/27/2026	0.00065J	No	9	100	n/a	n/a	0.01809	NP Intra (NDs) 1 of 2
Chromium (mg/L)	GWC-31	0.005	n/a	2/25/2026	0.00035J	No	9	100	n/a	n/a	0.01809	NP Intra (NDs) 1 of 2
Chromium (mg/L)	GWC-31R	0.005	n/a	2/27/2026	0.00072J	No	9	100	n/a	n/a	0.01809	NP Intra (NDs) 1 of 2
Chromium (mg/L)	GWC-33R	0.005	n/a	3/3/2026	0.00083J	No	9	100	n/a	n/a	0.01809	NP Intra (NDs) 1 of 2
Chromium (mg/L)	GWC-34R	0.005	n/a	3/2/2026	0.00024J	No	8	100	n/a	n/a	0.02144	NP Intra (NDs) 1 of 2
Chromium (mg/L)	GWC-35	0.005	n/a	2/24/2026	0.00027J	No	9	100	n/a	n/a	0.01809	NP Intra (NDs) 1 of 2
Chromium (mg/L)	GWC-36A	0.005	n/a	2/12/2026	0.00063J	No	7	100	n/a	n/a	0.02765	NP Intra (NDs) 1 of 2
Chromium (mg/L)	GWC-36RA	0.005	n/a	2/12/2026	0.00067J	No	33	69.7	n/a	n/a	0.001701	NP Intra (NDs) 1 of 2
Chromium (mg/L)	GWC-37	0.005	n/a	2/12/2026	0.00026J	No	32	87.5	n/a	n/a	0.001803	NP Intra (NDs) 1 of 2
Chromium (mg/L)	GWC-38	0.005	n/a	2/12/2026	0.00073J	No	33	24.24	n/a	n/a	0.001701	NP Intra (normality) 1 of 2
Chromium (mg/L)	GWC-57	0.005	n/a	3/2/2026	0.0003J	No	9	100	n/a	n/a	0.01809	NP Intra (NDs) 1 of 2
Cobalt (mg/L)	GWA-1	0.005	n/a	2/18/2026	0.005ND	No	45	82.22	n/a	n/a	0.0009557	NP Intra (NDs) 1 of 2
Cobalt (mg/L)	GWA-2	0.013	n/a	2/18/2026	0.005ND	No	45	93.33	n/a	n/a	0.0009557	NP Intra (NDs) 1 of 2
Cobalt (mg/L)	GWA-2R	0.005	n/a	2/18/2026	0.005ND	No	44	88.64	n/a	n/a	0.0009963	NP Intra (NDs) 1 of 2
Cobalt (mg/L)	GWA-3A	0.0057	n/a	2/17/2026	0.005ND	No	44	50	n/a	n/a	0.0009963	NP Intra (normality) 1 of 2
Cobalt (mg/L)	GWA-4RZ	0.02203	n/a	2/18/2026	0.018	No	38	23.68	Kaplan-Meier	No	0.0001097	Param Intra 1 of 2
Cobalt (mg/L)	GWA-39Z	0.0114	n/a	2/18/2026	0.005ND	No	24	50	n/a	n/a	0.003124	NP Intra (normality) 1 of 2
Cobalt (mg/L)	GWA-41R	0.005	n/a	2/16/2026	0.00047J	No	24	75	n/a	n/a	0.003124	NP Intra (NDs) 1 of 2
Cobalt (mg/L)	GWA-42	0.005	n/a	2/16/2026	0.005ND	No	24	87.5	n/a	n/a	0.003124	NP Intra (NDs) 1 of 2
Cobalt (mg/L)	GWA-43	0.005	n/a	2/16/2026	0.00015J	No	24	95.83	n/a	n/a	0.003124	NP Intra (NDs) 1 of 2
Cobalt (mg/L)	GWA-50R	0.005	n/a	2/17/2026	0.005ND	No	39	84.62	n/a	n/a	0.001226	NP Intra (NDs) 1 of 2
Cobalt (mg/L)	GWC-16R	0.00794	n/a	2/13/2026	0.00048J	No	33	39.39	n/a	n/a	0.001701	NP Intra (normality) 1 of 2
Cobalt (mg/L)	GWC-18	0.005	n/a	2/12/2026	0.005ND	No	33	93.94	n/a	n/a	0.001701	NP Intra (NDs) 1 of 2
Cobalt (mg/L)	GWC-18R	0.005	n/a	2/12/2026	0.005ND	No	33	87.88	n/a	n/a	0.001701	NP Intra (NDs) 1 of 2
Cobalt (mg/L)	GWC-21R	0.005	n/a	2/17/2026	0.005ND	No	33	69.7	n/a	n/a	0.001701	NP Intra (NDs) 1 of 2
Cobalt (mg/L)	GWC-22R	0.005	n/a	2/13/2026	0.00027J	No	33	63.64	n/a	n/a	0.001701	NP Intra (NDs) 1 of 2
Cobalt (mg/L)	GWC-23R	0.005	n/a	2/13/2026	0.005ND	No	33	93.94	n/a	n/a	0.001701	NP Intra (NDs) 1 of 2
Cobalt (mg/L)	GWC-25R	0.005	n/a	2/13/2026	0.005ND	No	33	93.94	n/a	n/a	0.001701	NP Intra (NDs) 1 of 2
Cobalt (mg/L)	GWC-27	0.005	n/a	3/2/2026	0.00026J	No	9	77.78	n/a	n/a	0.01809	NP Intra (NDs) 1 of 2
Cobalt (mg/L)	GWC-28	0.005	n/a	3/2/2026	0.0005J	No	9	77.78	n/a	n/a	0.01809	NP Intra (NDs) 1 of 2
Cobalt (mg/L)	GWC-29	0.005	n/a	2/26/2026	0.005ND	No	9	88.89	n/a	n/a	0.01809	NP Intra (NDs) 1 of 2
Cobalt (mg/L)	GWC-29R	0.005	n/a	2/26/2026	0.005ND	No	9	88.89	n/a	n/a	0.01809	NP Intra (NDs) 1 of 2
Cobalt (mg/L)	GWC-31	0.0025	n/a	2/25/2026	0.00028J	No	9	11.11	n/a	n/a	0.01809	NP Intra (normality) 1 of 2
Cobalt (mg/L)	GWC-32	0.0025	n/a	3/2/2026	0.00029J	No	9	11.11	n/a	n/a	0.01809	NP Intra (normality) 1 of 2
Cobalt (mg/L)	GWC-33R	0.005	n/a	3/3/2026	0.00019J	No	9	100	n/a	n/a	0.01809	NP Intra (NDs) 1 of 2
Cobalt (mg/L)	**GWC-34**	**0.016**	**n/a**	**3/2/2026**	**0.017**	**Yes**	**8**	**0**	**n/a**	**n/a**	**0.02144**	**NP Intra (normality) 1 of 2**
Cobalt (mg/L)	GWC-34R	0.003349	n/a	3/2/2026	0.0034J	No	8	0	None	No	0.0001097	Param Intra 1 of 2
Cobalt (mg/L)	GWC-35	0.005	n/a	2/24/2026	0.005ND	No	9	88.89	n/a	n/a	0.01809	NP Intra (NDs) 1 of 2
Cobalt (mg/L)	GWC-36RA	0.005	n/a	2/12/2026	0.005ND	No	33	84.85	n/a	n/a	0.001701	NP Intra (NDs) 1 of 2
Cobalt (mg/L)	GWC-37	0.005	n/a	2/12/2026	0.00012J	No	33	72.73	n/a	n/a	0.001701	NP Intra (NDs) 1 of 2
Cobalt (mg/L)	GWC-38	0.004713	n/a	2/12/2026	0.0016J	No	30	0	None	ln(x)	0.0001097	Param Intra 1 of 2
Cobalt (mg/L)	GWC-57	0.005673	n/a	3/2/2026	0.00083J	No	9	11.11	None	ln(x)	0.0001097	Param Intra 1 of 2
Copper (mg/L)	GWA-1	0.0094	n/a	2/18/2026	0.005ND	No	40	65	n/a	n/a	0.001159	NP Intra (NDs) 1 of 2
Copper (mg/L)	GWA-2	0.013	n/a	2/18/2026	0.005ND	No	40	75	n/a	n/a	0.001159	NP Intra (NDs) 1 of 2
Copper (mg/L)	GWA-2R	0.013	n/a	2/18/2026	0.005ND	No	40	62.5	n/a	n/a	0.001159	NP Intra (NDs) 1 of 2
Copper (mg/L)	GWA-3A	0.005	n/a	2/17/2026	0.005ND	No	9	100	n/a	n/a	0.01809	NP Intra (NDs) 1 of 2
Copper (mg/L)	GWA-4RZ	0.02	n/a	2/18/2026	0.005ND	No	31	58.06	n/a	n/a	0.001905	NP Intra (NDs) 1 of 2
Copper (mg/L)	GWA-39RZ	0.011	n/a	2/18/2026	0.005ND	No	18	83.33	n/a	n/a	0.005373	NP Intra (NDs) 1 of 2
Copper (mg/L)	GWA-39Z	0.005	n/a	2/18/2026	0.005ND	No	23	82.61	n/a	n/a	0.003415	NP Intra (NDs) 1 of 2
Copper (mg/L)	GWA-40	0.005	n/a	2/16/2026	0.005ND	No	23	95.65	n/a	n/a	0.003415	NP Intra (NDs) 1 of 2
Copper (mg/L)	GWA-41	0.005	n/a	2/16/2026	0.005ND	No	23	82.61	n/a	n/a	0.003415	NP Intra (NDs) 1 of 2
Copper (mg/L)	GWA-41R	0.005	n/a	2/16/2026	0.005ND	No	23	47.83	n/a	n/a	0.003415	NP Intra (normality) 1 of 2
Copper (mg/L)	GWA-42	0.005	n/a	2/16/2026	0.00074J	No	23	91.3	n/a	n/a	0.003415	NP Intra (NDs) 1 of 2
Copper (mg/L)	GWA-43	0.005	n/a	2/16/2026	0.005ND	No	23	73.91	n/a	n/a	0.003415	NP Intra (NDs) 1 of 2
Copper (mg/L)	GWA-43R	0.005	n/a	2/16/2026	0.005ND	No	23	78.26	n/a	n/a	0.003415	NP Intra (NDs) 1 of 2
Copper (mg/L)	GWA-50	0.018	n/a	2/17/2026	0.0017J	No	34	11.76	n/a	n/a	0.001599	NP Intra (normality) 1 of 2
Copper (mg/L)	GWA-50R	0.014	n/a	2/17/2026	0.0033J	No	23	0	n/a	n/a	0.003415	NP Intra (normality) 1 of 2
Copper (mg/L)	GWC-16R	0.004644	n/a	2/13/2026	0.0012J	No	28	21.43	Kaplan-Meier	ln(x)	0.0001097	Param Intra 1 of 2
Copper (mg/L)	GWC-17R	0.0124	n/a	2/13/2026	0.005ND	No	28	64.29	n/a	n/a	0.002337	NP Intra (NDs) 1 of 2
Copper (mg/L)	GWC-18	0.005	n/a	2/12/2026	0.005ND	No	28	96.43	n/a	n/a	0.002337	NP Intra (NDs) 1 of 2
Copper (mg/L)	GWC-18R	0.005	n/a	2/12/2026	0.005ND	No	28	92.86	n/a	n/a	0.002337	NP Intra (NDs) 1 of 2
Copper (mg/L)	GWC-19R	0.005	n/a	2/12/2026	0.005ND	No	28	89.29	n/a	n/a	0.002337	NP Intra (NDs) 1 of 2
Copper (mg/L)	GWC-20R	0.005	n/a	2/12/2026	0.005ND	No	28	96.43	n/a	n/a	0.002337	NP Intra (NDs) 1 of 2
Copper (mg/L)	GWC-21R	0.01	n/a	2/17/2026	0.0008J	No	28	50	n/a	n/a	0.002337	NP Intra (normality) 1 of 2
Copper (mg/L)	GWC-22R	0.005	n/a	2/13/2026	0.0024J	No	28	92.86	n/a	n/a	0.002337	NP Intra (NDs) 1 of 2

Appendix I Intrawell Prediction Limits - All Results

Plant Bowen Client: Southern Company Data: Bowen LF 3-8 Printed 5/1/2026, 4:32 PM

Constituent	Well	Upper Lim.	Lower Lim.	Date	Observ.	Sig.	Bg N	%NDs	ND Adj.	Transform	Alpha	Method
Copper (mg/L)	GWC-23R	0.005	n/a	2/13/2026	0.005ND	No	28	67.86	n/a	n/a	0.002337	NP Intra (NDs) 1 of 2
Copper (mg/L)	GWC-24R	0.005	n/a	2/12/2026	0.005ND	No	28	71.43	n/a	n/a	0.002337	NP Intra (NDs) 1 of 2
Copper (mg/L)	GWC-25R	0.005	n/a	2/13/2026	0.005ND	No	28	89.29	n/a	n/a	0.002337	NP Intra (NDs) 1 of 2
Copper (mg/L)	GWC-27R	0.005	n/a	3/2/2026	0.005ND	No	9	66.67	n/a	n/a	0.01809	NP Intra (NDs) 1 of 2
Copper (mg/L)	GWC-34R	0.005	n/a	3/2/2026	0.005ND	No	8	87.5	n/a	n/a	0.02144	NP Intra (NDs) 1 of 2
Copper (mg/L)	GWC-36RA	0.005	n/a	2/12/2026	0.005ND	No	28	75	n/a	n/a	0.002337	NP Intra (NDs) 1 of 2
Copper (mg/L)	GWC-37	0.02665	n/a	2/12/2026	0.015	No	28	3.571	None	No	0.0001097	Param Intra 1 of 2
Copper (mg/L)	GWC-38	0.005	n/a	2/12/2026	0.005ND	No	28	71.43	n/a	n/a	0.002337	NP Intra (NDs) 1 of 2
Copper (mg/L)	GWC-57	0.005	n/a	3/2/2026	0.005ND	No	9	88.89	n/a	n/a	0.01809	NP Intra (NDs) 1 of 2
Lead (mg/L)	GWA-1	0.0028	n/a	2/18/2026	0.001ND	No	45	77.78	n/a	n/a	0.0009557	NP Intra (NDs) 1 of 2
Lead (mg/L)	GWA-2	0.001	n/a	2/18/2026	0.001ND	No	45	93.33	n/a	n/a	0.0009557	NP Intra (NDs) 1 of 2
Lead (mg/L)	GWA-2R	0.001	n/a	2/18/2026	0.001ND	No	45	93.33	n/a	n/a	0.0009557	NP Intra (NDs) 1 of 2
Lead (mg/L)	GWA-3A	0.001	n/a	2/17/2026	0.001ND	No	44	97.73	n/a	n/a	0.0009963	NP Intra (NDs) 1 of 2
Lead (mg/L)	GWA-4RZ	0.0044	n/a	2/18/2026	0.001ND	No	38	92.11	n/a	n/a	0.001294	NP Intra (NDs) 1 of 2
Lead (mg/L)	GWA-39RZ	0.001	n/a	2/18/2026	0.001ND	No	22	77.27	n/a	n/a	0.003707	NP Intra (NDs) 1 of 2
Lead (mg/L)	GWA-39Z	0.001	n/a	2/18/2026	0.001ND	No	24	79.17	n/a	n/a	0.003124	NP Intra (NDs) 1 of 2
Lead (mg/L)	GWA-40	0.001	n/a	2/16/2026	0.001ND	No	24	79.17	n/a	n/a	0.003124	NP Intra (NDs) 1 of 2
Lead (mg/L)	GWA-41	0.001	n/a	2/16/2026	0.001ND	No	24	95.83	n/a	n/a	0.003124	NP Intra (NDs) 1 of 2
Lead (mg/L)	GWA-41R	0.001	n/a	2/16/2026	0.001ND	No	24	75	n/a	n/a	0.003124	NP Intra (NDs) 1 of 2
Lead (mg/L)	GWA-42	0.001	n/a	2/16/2026	0.001ND	No	24	87.5	n/a	n/a	0.003124	NP Intra (NDs) 1 of 2
Lead (mg/L)	GWA-43	0.001	n/a	2/16/2026	0.001ND	No	24	70.83	n/a	n/a	0.003124	NP Intra (NDs) 1 of 2
Lead (mg/L)	GWA-43R	0.0038	n/a	2/16/2026	0.001ND	No	24	70.83	n/a	n/a	0.003124	NP Intra (NDs) 1 of 2
Lead (mg/L)	GWA-50	0.001	n/a	2/17/2026	0.001ND	No	39	92.31	n/a	n/a	0.001226	NP Intra (NDs) 1 of 2
Lead (mg/L)	GWC-16R	0.001	n/a	2/13/2026	0.001ND	No	33	84.85	n/a	n/a	0.001701	NP Intra (NDs) 1 of 2
Lead (mg/L)	GWC-17R	0.001	n/a	2/13/2026	0.001ND	No	33	96.97	n/a	n/a	0.001701	NP Intra (NDs) 1 of 2
Lead (mg/L)	GWC-18	0.001	n/a	2/12/2026	0.001ND	No	33	72.73	n/a	n/a	0.001701	NP Intra (NDs) 1 of 2
Lead (mg/L)	GWC-18R	0.001	n/a	2/12/2026	0.001ND	No	33	75.76	n/a	n/a	0.001701	NP Intra (NDs) 1 of 2
Lead (mg/L)	GWC-19R	0.001	n/a	2/12/2026	0.001ND	No	33	81.82	n/a	n/a	0.001701	NP Intra (NDs) 1 of 2
Lead (mg/L)	GWC-21R	0.0016	n/a	2/17/2026	0.001ND	No	33	90.91	n/a	n/a	0.001701	NP Intra (NDs) 1 of 2
Lead (mg/L)	GWC-22R	0.001	n/a	2/13/2026	0.001ND	No	33	87.88	n/a	n/a	0.001701	NP Intra (NDs) 1 of 2
Lead (mg/L)	GWC-23R	0.001	n/a	2/13/2026	0.001ND	No	33	90.91	n/a	n/a	0.001701	NP Intra (NDs) 1 of 2
Lead (mg/L)	GWC-24R	0.001	n/a	2/12/2026	0.001ND	No	33	84.85	n/a	n/a	0.001701	NP Intra (NDs) 1 of 2
Lead (mg/L)	GWC-25R	0.001	n/a	2/13/2026	0.001ND	No	33	78.79	n/a	n/a	0.001701	NP Intra (NDs) 1 of 2
Lead (mg/L)	GWC-27R	0.001	n/a	3/2/2026	0.001ND	No	9	77.78	n/a	n/a	0.01809	NP Intra (NDs) 1 of 2
Lead (mg/L)	GWC-29	0.001	n/a	2/26/2026	0.001ND	No	9	88.89	n/a	n/a	0.01809	NP Intra (NDs) 1 of 2
Lead (mg/L)	GWC-33R	0.001	n/a	3/3/2026	0.001ND	No	9	88.89	n/a	n/a	0.01809	NP Intra (NDs) 1 of 2
Lead (mg/L)	GWC-35	0.001	n/a	2/24/2026	0.001ND	No	9	88.89	n/a	n/a	0.01809	NP Intra (NDs) 1 of 2
Lead (mg/L)	GWC-36RA	0.001	n/a	2/12/2026	0.001ND	No	32	75	n/a	n/a	0.001803	NP Intra (NDs) 1 of 2
Lead (mg/L)	GWC-37	0.001	n/a	2/12/2026	0.001ND	No	32	90.63	n/a	n/a	0.001803	NP Intra (NDs) 1 of 2
Lead (mg/L)	GWC-38	0.0047	n/a	2/12/2026	0.001ND	No	33	81.82	n/a	n/a	0.001701	NP Intra (NDs) 1 of 2
Lead (mg/L)	GWC-57	0.001	n/a	3/2/2026	0.001ND	No	9	88.89	n/a	n/a	0.01809	NP Intra (NDs) 1 of 2
Mercury (mg/L)	GWA-1	0.0002	n/a	2/18/2026	0.0002ND	No	45	93.33	n/a	n/a	0.0009557	NP Intra (NDs) 1 of 2
Mercury (mg/L)	GWA-2	0.0002	n/a	2/18/2026	0.0002ND	No	45	86.67	n/a	n/a	0.0009557	NP Intra (NDs) 1 of 2
Mercury (mg/L)	GWA-3A	0.0002	n/a	2/17/2026	0.0002ND	No	44	95.45	n/a	n/a	0.0009963	NP Intra (NDs) 1 of 2
Mercury (mg/L)	GWA-4RZ	0.0002	n/a	2/18/2026	0.0002ND	No	38	89.47	n/a	n/a	0.001294	NP Intra (NDs) 1 of 2
Mercury (mg/L)	GWA-39RZ	0.0002	n/a	2/18/2026	0.0002ND	No	22	95.45	n/a	n/a	0.003707	NP Intra (NDs) 1 of 2
Mercury (mg/L)	GWA-39Z	0.0002	n/a	2/18/2026	0.0002ND	No	24	95.83	n/a	n/a	0.003124	NP Intra (NDs) 1 of 2
Mercury (mg/L)	GWA-40	0.0002	n/a	2/16/2026	0.00014J	No	24	91.67	n/a	n/a	0.003124	NP Intra (NDs) 1 of 2
Mercury (mg/L)	GWA-41	0.0002	n/a	2/16/2026	0.0002ND	No	24	91.67	n/a	n/a	0.003124	NP Intra (NDs) 1 of 2
Mercury (mg/L)	GWA-41R	0.0002	n/a	2/16/2026	0.0002ND	No	24	91.67	n/a	n/a	0.003124	NP Intra (NDs) 1 of 2
Mercury (mg/L)	GWA-42	0.0002	n/a	2/16/2026	0.0002ND	No	24	87.5	n/a	n/a	0.003124	NP Intra (NDs) 1 of 2
Mercury (mg/L)	GWA-43R	0.0002	n/a	2/16/2026	0.0002ND	No	24	91.67	n/a	n/a	0.003124	NP Intra (NDs) 1 of 2
Mercury (mg/L)	GWA-50	0.0002	n/a	2/17/2026	0.0002ND	No	39	92.31	n/a	n/a	0.001226	NP Intra (NDs) 1 of 2
Mercury (mg/L)	GWA-50R	0.0002	n/a	2/17/2026	0.0002ND	No	39	97.44	n/a	n/a	0.001226	NP Intra (NDs) 1 of 2
Mercury (mg/L)	GWC-16R	0.0002	n/a	2/13/2026	0.00012J	No	33	93.94	n/a	n/a	0.001701	NP Intra (NDs) 1 of 2
Mercury (mg/L)	GWC-17R	0.0002	n/a	2/13/2026	0.0001J	No	33	90.91	n/a	n/a	0.001701	NP Intra (NDs) 1 of 2
Mercury (mg/L)	GWC-18	0.0002	n/a	2/12/2026	0.0002ND	No	33	81.82	n/a	n/a	0.001701	NP Intra (NDs) 1 of 2
Mercury (mg/L)	GWC-18R	0.0002	n/a	2/12/2026	0.0002ND	No	33	90.91	n/a	n/a	0.001701	NP Intra (NDs) 1 of 2
Mercury (mg/L)	GWC-19R	0.0002	n/a	2/12/2026	0.0002ND	No	33	87.88	n/a	n/a	0.001701	NP Intra (NDs) 1 of 2
Mercury (mg/L)	GWC-20R	0.0002	n/a	2/12/2026	0.0002ND	No	33	90.91	n/a	n/a	0.001701	NP Intra (NDs) 1 of 2
Mercury (mg/L)	GWC-21R	0.0002	n/a	2/17/2026	0.0002ND	No	33	96.97	n/a	n/a	0.001701	NP Intra (NDs) 1 of 2
Mercury (mg/L)	GWC-22R	0.0002	n/a	2/13/2026	0.0002ND	No	33	87.88	n/a	n/a	0.001701	NP Intra (NDs) 1 of 2
Mercury (mg/L)	GWC-23R	0.0002	n/a	2/13/2026	0.00018J	No	33	93.94	n/a	n/a	0.001701	NP Intra (NDs) 1 of 2
Mercury (mg/L)	GWC-24R	0.0002	n/a	2/12/2026	0.0002ND	No	33	90.91	n/a	n/a	0.001701	NP Intra (NDs) 1 of 2
Mercury (mg/L)	GWC-25R	0.0002	n/a	2/13/2026	0.0002ND	No	33	90.91	n/a	n/a	0.001701	NP Intra (NDs) 1 of 2

Appendix I Intrawell Prediction Limits - All Results

Plant Bowen Client: Southern Company Data: Bowen LF 3-8 Printed 5/1/2026, 4:32 PM

Constituent	Well	Upper Lim.	Lower Lim.	Date	Observ.	Sig.	Bg N	%NDs	ND Adj.	Transform	Alpha	Method
Mercury (mg/L)	GWC-26	0.0002	n/a	2/24/2026	0.00014J	No	9	100	n/a	n/a	0.01809	NP Intra (NDs) 1 of 2
Mercury (mg/L)	GWC-28	0.0002	n/a	3/2/2026	0.0002ND	No	9	88.89	n/a	n/a	0.01809	NP Intra (NDs) 1 of 2
Mercury (mg/L)	GWC-29	0.0002	n/a	2/26/2026	0.0002ND	No	9	100	n/a	n/a	0.01809	NP Intra (NDs) 1 of 2
Mercury (mg/L)	GWC-29R	0.0002	n/a	2/26/2026	0.0002ND	No	9	88.89	n/a	n/a	0.01809	NP Intra (NDs) 1 of 2
Mercury (mg/L)	GWC-30	0.0002	n/a	2/27/2026	0.0002ND	No	9	88.89	n/a	n/a	0.01809	NP Intra (NDs) 1 of 2
Mercury (mg/L)	GWC-35	0.0002	n/a	2/24/2026	0.00014J	No	9	100	n/a	n/a	0.01809	NP Intra (NDs) 1 of 2
Mercury (mg/L)	GWC-36RA	0.0002	n/a	2/12/2026	0.0002ND	No	33	84.85	n/a	n/a	0.001701	NP Intra (NDs) 1 of 2
Mercury (mg/L)	GWC-37	0.0002	n/a	2/12/2026	0.0002ND	No	33	87.88	n/a	n/a	0.001701	NP Intra (NDs) 1 of 2
Mercury (mg/L)	GWC-38	0.0002	n/a	2/12/2026	0.0002ND	No	33	84.85	n/a	n/a	0.001701	NP Intra (NDs) 1 of 2
Nickel (mg/L)	GWA-1	0.024	n/a	2/18/2026	0.005ND	No	39	74.36	n/a	n/a	0.001226	NP Intra (NDs) 1 of 2
Nickel (mg/L)	GWA-2	0.02	n/a	2/18/2026	0.005ND	No	38	76.32	n/a	n/a	0.001294	NP Intra (NDs) 1 of 2
Nickel (mg/L)	GWA-2R	0.0093	n/a	2/18/2026	0.005ND	No	39	82.05	n/a	n/a	0.001226	NP Intra (NDs) 1 of 2
Nickel (mg/L)	GWA-3A	0.005	n/a	2/17/2026	0.005ND	No	9	100	n/a	n/a	0.01809	NP Intra (NDs) 1 of 2
Nickel (mg/L)	GWA-4RZ	0.011	n/a	2/18/2026	0.005ND	No	31	61.29	n/a	n/a	0.001905	NP Intra (NDs) 1 of 2
Nickel (mg/L)	GWA-39RZ	0.005	n/a	2/18/2026	0.005ND	No	18	83.33	n/a	n/a	0.005373	NP Intra (NDs) 1 of 2
Nickel (mg/L)	GWA-39Z	0.0149	n/a	2/18/2026	0.005ND	No	22	45.45	n/a	n/a	0.003707	NP Intra (normality) 1 of 2
Nickel (mg/L)	GWA-40	0.005	n/a	2/16/2026	0.005ND	No	23	95.65	n/a	n/a	0.003415	NP Intra (NDs) 1 of 2
Nickel (mg/L)	GWA-41	0.0089	n/a	2/16/2026	0.005ND	No	23	60.87	n/a	n/a	0.003415	NP Intra (NDs) 1 of 2
Nickel (mg/L)	GWA-41R	0.005	n/a	2/16/2026	0.005ND	No	23	56.52	n/a	n/a	0.003415	NP Intra (NDs) 1 of 2
Nickel (mg/L)	GWA-42	0.0025	n/a	2/16/2026	0.0015J	No	23	13.04	n/a	n/a	0.003415	NP Intra (normality) 1 of 2
Nickel (mg/L)	GWA-43	0.005	n/a	2/16/2026	0.005ND	No	23	47.83	n/a	n/a	0.003415	NP Intra (normality) 1 of 2
Nickel (mg/L)	GWA-43R	0.005	n/a	2/16/2026	0.005ND	No	23	91.3	n/a	n/a	0.003415	NP Intra (NDs) 1 of 2
Nickel (mg/L)	GWA-50	0.005	n/a	2/17/2026	0.005ND	No	34	44.12	n/a	n/a	0.001599	NP Intra (normality) 1 of 2
Nickel (mg/L)	GWA-50R	0.004905	n/a	2/17/2026	0.0025ND	No	23	13.04	None	sqrt(x)	0.0001097	Param Intra 1 of 2
Nickel (mg/L)	GWC-16R	0.0274	n/a	2/13/2026	0.009	No	24	0	None	sqrt(x)	0.0001097	Param Intra 1 of 2
Nickel (mg/L)	GWC-17R	0.005	n/a	2/13/2026	0.005ND	No	28	96.43	n/a	n/a	0.002337	NP Intra (NDs) 1 of 2
Nickel (mg/L)	GWC-18	0.005	n/a	2/12/2026	0.005ND	No	28	75	n/a	n/a	0.002337	NP Intra (NDs) 1 of 2
Nickel (mg/L)	GWC-19R	0.005	n/a	2/12/2026	0.005ND	No	28	89.29	n/a	n/a	0.002337	NP Intra (NDs) 1 of 2
Nickel (mg/L)	GWC-21R	0.005	n/a	2/17/2026	0.0011J	No	27	29.63	n/a	n/a	0.002502	NP Intra (normality) 1 of 2
Nickel (mg/L)	GWC-22R	0.005	n/a	2/13/2026	0.005ND	No	28	82.14	n/a	n/a	0.002337	NP Intra (NDs) 1 of 2
Nickel (mg/L)	GWC-23R	0.005	n/a	2/13/2026	0.005ND	No	28	82.14	n/a	n/a	0.002337	NP Intra (NDs) 1 of 2
Nickel (mg/L)	GWC-24R	0.005	n/a	2/12/2026	0.005ND	No	28	96.43	n/a	n/a	0.002337	NP Intra (NDs) 1 of 2
Nickel (mg/L)	GWC-25R	0.005	n/a	2/13/2026	0.005ND	No	28	96.43	n/a	n/a	0.002337	NP Intra (NDs) 1 of 2
Nickel (mg/L)	GWC-34	0.01285	n/a	3/2/2026	0.012	No	8	0	None	No	0.0001097	Param Intra 1 of 2
Nickel (mg/L)	GWC-34R	0.005	n/a	3/2/2026	0.0022J	No	8	62.5	n/a	n/a	0.02144	NP Intra (NDs) 1 of 2
Nickel (mg/L)	GWC-36RA	0.01	n/a	2/12/2026	0.005ND	No	28	67.86	n/a	n/a	0.002337	NP Intra (NDs) 1 of 2
Nickel (mg/L)	GWC-37	0.02695	n/a	2/12/2026	0.018	No	28	3.571	None	No	0.0001097	Param Intra 1 of 2
Nickel (mg/L)	GWC-38	0.017	n/a	2/12/2026	0.0012J	No	28	21.43	n/a	n/a	0.002337	NP Intra (normality) 1 of 2
Nickel (mg/L)	GWC-57	0.005	n/a	3/2/2026	0.00095J	No	9	88.89	n/a	n/a	0.01809	NP Intra (NDs) 1 of 2
Selenium (mg/L)	GWA-2	0.005	n/a	2/18/2026	0.00066J	No	45	86.67	n/a	n/a	0.0009557	NP Intra (NDs) 1 of 2
Selenium (mg/L)	GWA-2R	0.005	n/a	2/18/2026	0.005ND	No	45	97.78	n/a	n/a	0.0009557	NP Intra (NDs) 1 of 2
Selenium (mg/L)	GWA-4RZ	0.005	n/a	2/18/2026	0.00056J	No	38	100	n/a	n/a	0.001294	NP Intra (NDs) 1 of 2
Selenium (mg/L)	GWA-43	0.005	n/a	2/16/2026	0.005ND	No	24	95.83	n/a	n/a	0.003124	NP Intra (NDs) 1 of 2
Selenium (mg/L)	GWC-23R	0.005	n/a	2/13/2026	0.005ND	No	33	96.97	n/a	n/a	0.001701	NP Intra (NDs) 1 of 2
Selenium (mg/L)	GWC-26	0.005	n/a	2/24/2026	0.00071J	No	9	55.56	n/a	n/a	0.01809	NP Intra (NDs) 1 of 2
Selenium (mg/L)	GWC-27	0.005	n/a	3/2/2026	0.00096J	No	9	88.89	n/a	n/a	0.01809	NP Intra (NDs) 1 of 2
Selenium (mg/L)	GWC-29R	0.005	n/a	2/26/2026	0.0012J	No	9	66.67	n/a	n/a	0.01809	NP Intra (NDs) 1 of 2
Selenium (mg/L)	GWC-30	0.005	n/a	2/27/2026	0.005ND	No	9	88.89	n/a	n/a	0.01809	NP Intra (NDs) 1 of 2
Selenium (mg/L)	GWC-33R	0.005	n/a	3/3/2026	0.005ND	No	9	88.89	n/a	n/a	0.01809	NP Intra (NDs) 1 of 2
Selenium (mg/L)	GWC-36A	0.005	n/a	2/12/2026	0.0005J	No	7	100	n/a	n/a	0.02765	NP Intra (NDs) 1 of 2
Silver (mg/L)	GWA-50	0.005	n/a	2/17/2026	0.00056J	No	34	64.71	n/a	n/a	0.001599	NP Intra (NDs) 1 of 2
Silver (mg/L)	GWA-50R	0.004208	n/a	2/17/2026	0.0015	No	34	23.53	Kaplan-Meier	No	0.0001097	Param Intra 1 of 2
Silver (mg/L)	GWC-16R	0.0013	n/a	2/13/2026	0.001ND	No	28	96.43	n/a	n/a	0.002337	NP Intra (NDs) 1 of 2
Silver (mg/L)	GWC-17R	0.001	n/a	2/13/2026	0.001ND	No	28	92.86	n/a	n/a	0.002337	NP Intra (NDs) 1 of 2
Silver (mg/L)	GWC-18R	0.001	n/a	2/12/2026	0.001ND	No	28	96.43	n/a	n/a	0.002337	NP Intra (NDs) 1 of 2
Silver (mg/L)	GWC-38	0.001	n/a	2/12/2026	0.001ND	No	28	96.43	n/a	n/a	0.002337	NP Intra (NDs) 1 of 2
Thallium (mg/L)	GWA-1	0.0005	n/a	2/18/2026	0.0005ND	No	30	96.67	n/a	n/a	0.002008	NP Intra (NDs) 1 of 2
Thallium (mg/L)	GWA-2R	0.0005	n/a	2/18/2026	0.0005ND	No	29	93.1	n/a	n/a	0.002172	NP Intra (NDs) 1 of 2
Thallium (mg/L)	GWA-3A	0.0005	n/a	2/17/2026	0.0005ND	No	29	96.55	n/a	n/a	0.002172	NP Intra (NDs) 1 of 2
Thallium (mg/L)	GWA-39Z	0.0005	n/a	2/18/2026	0.0005ND	No	24	87.5	n/a	n/a	0.003124	NP Intra (NDs) 1 of 2
Thallium (mg/L)	GWA-40	0.0005	n/a	2/16/2026	0.0005ND	No	24	95.83	n/a	n/a	0.003124	NP Intra (NDs) 1 of 2
Thallium (mg/L)	GWA-41R	0.0005	n/a	2/16/2026	0.0005ND	No	24	91.67	n/a	n/a	0.003124	NP Intra (NDs) 1 of 2
Thallium (mg/L)	GWA-42	0.0005	n/a	2/16/2026	0.0005ND	No	24	91.67	n/a	n/a	0.003124	NP Intra (NDs) 1 of 2
Thallium (mg/L)	GWA-43	0.0005	n/a	2/16/2026	0.0005ND	No	24	87.5	n/a	n/a	0.003124	NP Intra (NDs) 1 of 2
Thallium (mg/L)	GWA-50R	0.0005	n/a	2/17/2026	0.0005ND	No	28	96.43	n/a	n/a	0.002337	NP Intra (NDs) 1 of 2

Appendix I Intrawell Prediction Limits - All Results

Plant Bowen Client: Southern Company Data: Bowen LF 3-8 Printed 5/1/2026, 4:32 PM

Constituent	Well	Upper Lim.	Lower Lim.	Date	Observ.	Sig.	Bg N	%NDs	ND Adj.	Transform	Alpha	Method
Thallium (mg/L)	GWC-16R	0.001	n/a	2/13/2026	0.00017J	No	33	36.36	n/a	n/a	0.001701	NP Intra (normality) 1 of 2
Thallium (mg/L)	GWC-17R	0.0005	n/a	2/13/2026	0.0005ND	No	33	96.97	n/a	n/a	0.001701	NP Intra (NDs) 1 of 2
Thallium (mg/L)	GWC-18	0.0005	n/a	2/12/2026	0.0005ND	No	33	57.58	n/a	n/a	0.001701	NP Intra (NDs) 1 of 2
Thallium (mg/L)	GWC-20R	0.0005	n/a	2/12/2026	0.0005ND	No	33	63.64	n/a	n/a	0.001701	NP Intra (NDs) 1 of 2
Thallium (mg/L)	GWC-21R	0.001	n/a	2/17/2026	0.00022J	No	33	36.36	n/a	n/a	0.001701	NP Intra (normality) 1 of 2
Thallium (mg/L)	GWC-22R	0.0005	n/a	2/13/2026	0.0005ND	No	33	51.52	n/a	n/a	0.001701	NP Intra (NDs) 1 of 2
Thallium (mg/L)	GWC-23R	0.001	n/a	2/13/2026	0.00018J	No	33	39.39	n/a	n/a	0.001701	NP Intra (normality) 1 of 2
Thallium (mg/L)	GWC-24R	0.0005	n/a	2/12/2026	0.0005ND	No	33	93.94	n/a	n/a	0.001701	NP Intra (NDs) 1 of 2
Thallium (mg/L)	GWC-26	0.0005	n/a	2/24/2026	0.0005ND	No	9	88.89	n/a	n/a	0.01809	NP Intra (NDs) 1 of 2
Thallium (mg/L)	GWC-29	0.001	n/a	2/26/2026	0.00025J	No	9	66.67	n/a	n/a	0.01809	NP Intra (NDs) 1 of 2
Thallium (mg/L)	GWC-29R	0.0005	n/a	2/26/2026	0.0005ND	No	9	88.89	n/a	n/a	0.01809	NP Intra (NDs) 1 of 2
Thallium (mg/L)	GWC-31	0.0005	n/a	2/25/2026	0.0005ND	No	9	88.89	n/a	n/a	0.01809	NP Intra (NDs) 1 of 2
Thallium (mg/L)	GWC-36RA	0.0005	n/a	2/12/2026	0.0005ND	No	33	93.94	n/a	n/a	0.001701	NP Intra (NDs) 1 of 2
Vanadium (mg/L)	GWA-1	0.0099	n/a	2/18/2026	0.0012J	No	40	92.5	n/a	n/a	0.001159	NP Intra (NDs) 1 of 2
Vanadium (mg/L)	GWA-2	0.0051	n/a	2/18/2026	0.005ND	No	39	87.18	n/a	n/a	0.001226	NP Intra (NDs) 1 of 2
Vanadium (mg/L)	GWA-2R	0.0078	n/a	2/18/2026	0.005ND	No	40	85	n/a	n/a	0.001159	NP Intra (NDs) 1 of 2
Vanadium (mg/L)	GWA-3A	0.005	n/a	2/17/2026	0.005ND	No	39	94.87	n/a	n/a	0.001226	NP Intra (NDs) 1 of 2
Vanadium (mg/L)	GWA-4RZ	0.01	n/a	2/18/2026	0.005ND	No	31	77.42	n/a	n/a	0.001905	NP Intra (NDs) 1 of 2
Vanadium (mg/L)	GWA-39RZ	0.005	n/a	2/18/2026	0.005ND	No	18	88.89	n/a	n/a	0.005373	NP Intra (NDs) 1 of 2
Vanadium (mg/L)	GWA-41R	0.005	n/a	2/16/2026	0.005ND	No	23	95.65	n/a	n/a	0.003415	NP Intra (NDs) 1 of 2
Vanadium (mg/L)	GWA-42	0.005	n/a	2/16/2026	0.005ND	No	23	95.65	n/a	n/a	0.003415	NP Intra (NDs) 1 of 2
Vanadium (mg/L)	GWA-43	0.005	n/a	2/16/2026	0.005ND	No	23	91.3	n/a	n/a	0.003415	NP Intra (NDs) 1 of 2
Vanadium (mg/L)	GWA-43R	0.005	n/a	2/16/2026	0.005ND	No	23	86.96	n/a	n/a	0.003415	NP Intra (NDs) 1 of 2
Vanadium (mg/L)	GWA-50R	0.0065	n/a	2/17/2026	0.005ND	No	34	79.41	n/a	n/a	0.001599	NP Intra (NDs) 1 of 2
Vanadium (mg/L)	GWC-16R	0.005	n/a	2/13/2026	0.005ND	No	28	57.14	n/a	n/a	0.002337	NP Intra (NDs) 1 of 2
Vanadium (mg/L)	GWC-17R	0.005	n/a	2/13/2026	0.005ND	No	28	96.43	n/a	n/a	0.002337	NP Intra (NDs) 1 of 2
Vanadium (mg/L)	GWC-18	0.005	n/a	2/12/2026	0.005ND	No	28	96.43	n/a	n/a	0.002337	NP Intra (NDs) 1 of 2
Vanadium (mg/L)	GWC-18R	0.005	n/a	2/12/2026	0.005ND	No	28	89.29	n/a	n/a	0.002337	NP Intra (NDs) 1 of 2
Vanadium (mg/L)	GWC-19R	0.005	n/a	2/12/2026	0.005ND	No	28	85.71	n/a	n/a	0.002337	NP Intra (NDs) 1 of 2
Vanadium (mg/L)	GWC-20R	0.005	n/a	2/12/2026	0.0012J	No	28	96.43	n/a	n/a	0.002337	NP Intra (NDs) 1 of 2
Vanadium (mg/L)	GWC-21R	0.005	n/a	2/17/2026	0.005ND	No	28	89.29	n/a	n/a	0.002337	NP Intra (NDs) 1 of 2
Vanadium (mg/L)	GWC-22R	0.005	n/a	2/13/2026	0.0012J	No	28	92.86	n/a	n/a	0.002337	NP Intra (NDs) 1 of 2
Vanadium (mg/L)	GWC-23R	0.005	n/a	2/13/2026	0.005ND	No	28	75	n/a	n/a	0.002337	NP Intra (NDs) 1 of 2
Vanadium (mg/L)	GWC-24R	0.005	n/a	2/12/2026	0.0018J	No	28	75	n/a	n/a	0.002337	NP Intra (NDs) 1 of 2
Vanadium (mg/L)	GWC-25R	0.005	n/a	2/13/2026	0.005ND	No	28	92.86	n/a	n/a	0.002337	NP Intra (NDs) 1 of 2
Vanadium (mg/L)	GWC-26	0.005	n/a	2/24/2026	0.005ND	No	9	88.89	n/a	n/a	0.01809	NP Intra (NDs) 1 of 2
Vanadium (mg/L)	GWC-27	0.005	n/a	3/2/2026	0.005ND	No	9	88.89	n/a	n/a	0.01809	NP Intra (NDs) 1 of 2
Vanadium (mg/L)	GWC-27R	0.005	n/a	3/2/2026	0.005ND	No	9	77.78	n/a	n/a	0.01809	NP Intra (NDs) 1 of 2
Vanadium (mg/L)	GWC-29	0.005	n/a	2/26/2026	0.005ND	No	9	88.89	n/a	n/a	0.01809	NP Intra (NDs) 1 of 2
Vanadium (mg/L)	GWC-29R	0.005	n/a	2/26/2026	0.005ND	No	9	77.78	n/a	n/a	0.01809	NP Intra (NDs) 1 of 2
Vanadium (mg/L)	GWC-30	0.005	n/a	2/27/2026	0.005ND	No	9	77.78	n/a	n/a	0.01809	NP Intra (NDs) 1 of 2
Vanadium (mg/L)	GWC-31R	0.005	n/a	2/27/2026	0.005ND	No	9	88.89	n/a	n/a	0.01809	NP Intra (NDs) 1 of 2
Vanadium (mg/L)	GWC-33R	0.005	n/a	3/3/2026	0.005ND	No	9	77.78	n/a	n/a	0.01809	NP Intra (NDs) 1 of 2
Vanadium (mg/L)	GWC-35	0.005	n/a	2/24/2026	0.005ND	No	9	88.89	n/a	n/a	0.01809	NP Intra (NDs) 1 of 2
Vanadium (mg/L)	GWC-36A	0.005	n/a	2/12/2026	0.0023J	No	7	100	n/a	n/a	0.02765	NP Intra (NDs) 1 of 2
Vanadium (mg/L)	GWC-36RA	0.0073	n/a	2/12/2026	0.0019J	No	28	82.14	n/a	n/a	0.002337	NP Intra (NDs) 1 of 2
Vanadium (mg/L)	GWC-37	0.005	n/a	2/12/2026	0.0022J	No	28	85.71	n/a	n/a	0.002337	NP Intra (NDs) 1 of 2
Vanadium (mg/L)	GWC-38	0.005	n/a	2/12/2026	0.0027J	No	28	71.43	n/a	n/a	0.002337	NP Intra (NDs) 1 of 2
Vanadium (mg/L)	GWC-57	0.005	n/a	3/2/2026	0.005ND	No	9	88.89	n/a	n/a	0.01809	NP Intra (NDs) 1 of 2
Zinc (mg/L)	GWA-1	0.014	n/a	2/18/2026	0.01ND	No	37	35.14	n/a	n/a	0.001361	NP Intra (normality) 1 of 2
Zinc (mg/L)	GWA-2	0.027	n/a	2/18/2026	0.01ND	No	38	50	n/a	n/a	0.001294	NP Intra (normality) 1 of 2
Zinc (mg/L)	GWA-2R	0.063	n/a	2/18/2026	0.01ND	No	40	47.5	n/a	n/a	0.001159	NP Intra (normality) 1 of 2
Zinc (mg/L)	GWA-3A	0.01	n/a	2/17/2026	0.0017J	No	9	100	n/a	n/a	0.01809	NP Intra (NDs) 1 of 2
Zinc (mg/L)	GWA-4RZ	0.01881	n/a	2/18/2026	0.0024J	No	31	38.71	Kaplan-Meier	sqrt(x)	0.0001097	Param Intra 1 of 2
Zinc (mg/L)	GWA-39RZ	0.01	n/a	2/18/2026	0.01ND	No	18	55.56	n/a	n/a	0.005373	NP Intra (NDs) 1 of 2
Zinc (mg/L)	GWA-39Z	0.01	n/a	2/18/2026	0.01ND	No	23	43.48	n/a	n/a	0.003415	NP Intra (normality) 1 of 2
Zinc (mg/L)	GWA-40	0.01	n/a	2/16/2026	0.01ND	No	23	69.57	n/a	n/a	0.003415	NP Intra (NDs) 1 of 2
Zinc (mg/L)	GWA-41	0.01	n/a	2/16/2026	0.01ND	No	23	69.57	n/a	n/a	0.003415	NP Intra (NDs) 1 of 2
Zinc (mg/L)	GWA-41R	0.01	n/a	2/16/2026	0.01ND	No	23	56.52	n/a	n/a	0.003415	NP Intra (NDs) 1 of 2
Zinc (mg/L)	GWA-42	0.01588	n/a	2/16/2026	0.01	No	23	13.04	None	sqrt(x)	0.0001097	Param Intra 1 of 2
Zinc (mg/L)	GWA-43	0.01	n/a	2/16/2026	0.0019J	No	23	52.17	n/a	n/a	0.003415	NP Intra (NDs) 1 of 2
Zinc (mg/L)	GWA-43R	0.01	n/a	2/16/2026	0.01ND	No	23	52.17	n/a	n/a	0.003415	NP Intra (NDs) 1 of 2
Zinc (mg/L)	GWA-50	0.01	n/a	2/17/2026	0.0015J	No	33	39.39	n/a	n/a	0.001701	NP Intra (normality) 1 of 2
Zinc (mg/L)	GWA-50R	0.01847	n/a	2/17/2026	0.0019J	No	30	40	Kaplan-Meier	No	0.0001097	Param Intra 1 of 2
Zinc (mg/L)	GWC-16R	0.1167	n/a	2/13/2026	0.036	No	24	0	None	x^(1/3)	0.0001097	Param Intra 1 of 2

Appendix I Intrawell Prediction Limits - All Results

Plant Bowen Client: Southern Company Data: Bowen LF 3-8 Printed 5/1/2026, 4:32 PM

Constituent	Well	Upper Lim.	Lower Lim.	Date	Observ.	Sig.	Bg N	%NDs	ND Adj.	Transform	Alpha	Method
Zinc (mg/L)	GWC-17R	0.0111	n/a	2/13/2026	0.0018J	No	28	35.71	n/a	n/a	0.002337	NP Intra (normality) 1 of 2
Zinc (mg/L)	GWC-18	0.01	n/a	2/12/2026	0.0015J	No	28	39.29	n/a	n/a	0.002337	NP Intra (normality) 1 of 2
Zinc (mg/L)	GWC-18R	0.015	n/a	2/12/2026	0.01ND	No	28	60.71	n/a	n/a	0.002337	NP Intra (NDs) 1 of 2
Zinc (mg/L)	GWC-19R	0.01	n/a	2/12/2026	0.01ND	No	28	42.86	n/a	n/a	0.002337	NP Intra (normality) 1 of 2
Zinc (mg/L)	GWC-20R	0.012	n/a	2/12/2026	0.01ND	No	28	46.43	n/a	n/a	0.002337	NP Intra (normality) 1 of 2
Zinc (mg/L)	GWC-21R	0.045	n/a	2/17/2026	0.0037J	No	29	17.24	n/a	n/a	0.002172	NP Intra (normality) 1 of 2
Zinc (mg/L)	**GWC-22R**	**0.01**	**n/a**	**2/13/2026**	**0.013**	**Yes**	**28**	**50**	**n/a**	**n/a**	**0.002337**	**NP Intra (normality) 1 of 2**
Zinc (mg/L)	GWC-23R	0.01	n/a	2/13/2026	0.0019J	No	28	42.86	n/a	n/a	0.002337	NP Intra (normality) 1 of 2
Zinc (mg/L)	GWC-24R	0.01	n/a	2/12/2026	0.01ND	No	28	60.71	n/a	n/a	0.002337	NP Intra (NDs) 1 of 2
Zinc (mg/L)	GWC-25R	0.01	n/a	2/13/2026	0.01ND	No	28	64.29	n/a	n/a	0.002337	NP Intra (NDs) 1 of 2
Zinc (mg/L)	GWC-26	0.033	n/a	2/24/2026	0.01ND	No	9	88.89	n/a	n/a	0.01809	NP Intra (NDs) 1 of 2
Zinc (mg/L)	GWC-27	0.057	n/a	3/2/2026	0.0086J	No	9	88.89	n/a	n/a	0.01809	NP Intra (NDs) 1 of 2
Zinc (mg/L)	GWC-31R	0.01	n/a	2/27/2026	0.0014J	No	9	100	n/a	n/a	0.01809	NP Intra (NDs) 1 of 2
Zinc (mg/L)	GWC-32	0.045	n/a	3/2/2026	0.01ND	No	9	88.89	n/a	n/a	0.01809	NP Intra (NDs) 1 of 2
Zinc (mg/L)	GWC-34	0.032	n/a	3/2/2026	0.03	No	8	37.5	n/a	n/a	0.02144	NP Intra (normality) 1 of 2
Zinc (mg/L)	GWC-34R	0.02	n/a	3/2/2026	0.0044J	No	8	100	n/a	n/a	0.02144	NP Intra (NDs) 1 of 2
Zinc (mg/L)	GWC-36A	0.02905	n/a	2/12/2026	0.009J	No	7	14.29	None	No	0.0001097	Param Intra 1 of 2
Zinc (mg/L)	GWC-36RA	0.2147	n/a	2/12/2026	0.0082J	No	27	14.81	None	sqrt(x)	0.0001097	Param Intra 1 of 2
Zinc (mg/L)	GWC-37	0.01535	n/a	2/12/2026	0.0047J	No	28	21.43	Kaplan-Meier	x^(1/3)	0.0001097	Param Intra 1 of 2
Zinc (mg/L)	GWC-38	0.014	n/a	2/12/2026	0.0017J	No	27	40.74	n/a	n/a	0.002502	NP Intra (normality) 1 of 2

Sanitas™ v.10.1.06e Software licensed to Groundwater Stats Consulting. UG
Hollow symbols indicate censored values.

Within Limit

Prediction Limit

Intrawell Parametric

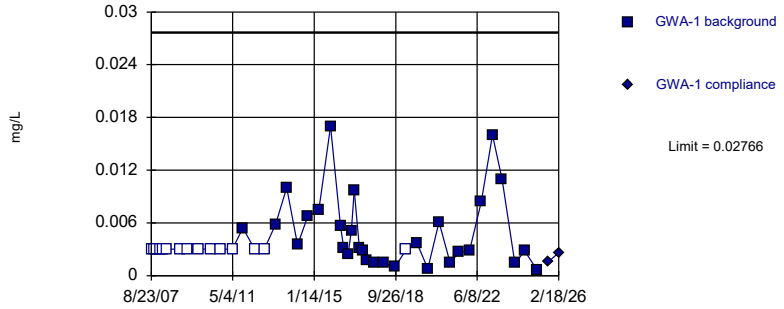

Background Data Summary (based on natural log transformation) (after Kaplan-Meier Adjustment): Mean=-5.994, Std. Dev.=0.9503, n=45, 33.33% NDs. Normality test: Shapiro Wilk @alpha = 0.01, calculated = 0.9325, critical = 0.926. Kappa = 2.532 (c=16, w=30, 1 of 2, event alpha = 0.05132). Report alpha = 0.0001097.

Constituent: Antimony Analysis Run 5/1/2026 4:20 PM View: Appendix I Intrawell
Plant Bowen Client: Southern Company Data: Bowen LF 3-8

Sanitas™ v.10.1.06e Software licensed to Groundwater Stats Consulting. UG
Hollow symbols indicate censored values.

Within Limit

Prediction Limit

Intrawell Non-parametric

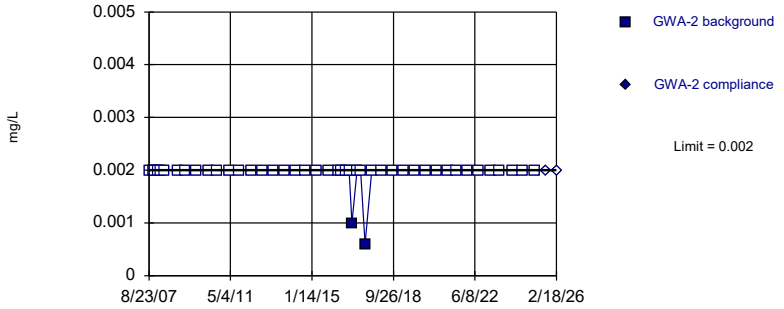

Non-parametric test used in lieu of parametric prediction limit because censored data exceeded 50%. Limit is highest of 45 background values. 95.56% NDs. Well-constituent pair annual alpha = 0.001911. Individual comparison alpha = 0.0009557 (1 of 2).

Constituent: Antimony Analysis Run 5/1/2026 4:20 PM View: Appendix I Intrawell
Plant Bowen Client: Southern Company Data: Bowen LF 3-8

Sanitas™ v.10.1.06e Software licensed to Groundwater Stats Consulting. UG
Hollow symbols indicate censored values.

Within Limit

Prediction Limit

Intrawell Non-parametric

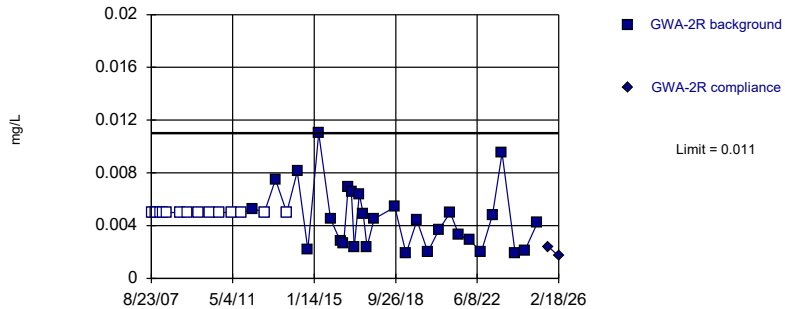

Non-parametric test used in lieu of parametric prediction limit because the Shapiro Wilk normality test showed the data to be non-normal at the 0.01 alpha level. Limit is highest of 44 background values. 34.09% NDs. Well-constituent pair annual alpha = 0.001992. Individual comparison alpha = 0.0009963 (1 of 2).

Constituent: Antimony Analysis Run 5/1/2026 4:20 PM View: Appendix I Intrawell
Plant Bowen Client: Southern Company Data: Bowen LF 3-8

Sanitas™ v.10.1.06e Software licensed to Groundwater Stats Consulting. UG
Hollow symbols indicate censored values.

Within Limit

Prediction Limit

Intrawell Non-parametric

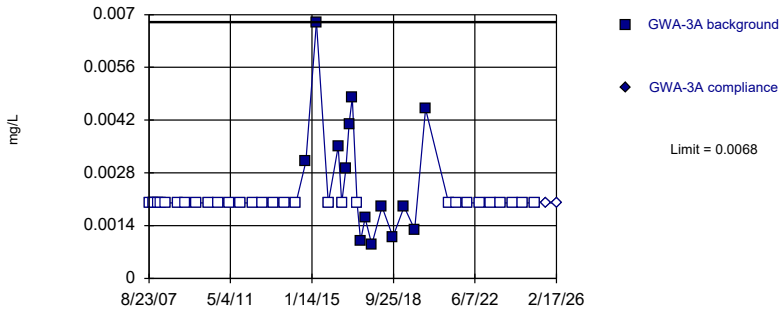

Non-parametric test used in lieu of parametric prediction limit because censored data exceeded 50%. Limit is highest of 44 background values. 68.18% NDs. Well-constituent pair annual alpha = 0.001992. Individual comparison alpha = 0.0009963 (1 of 2).

Constituent: Antimony Analysis Run 5/1/2026 4:20 PM View: Appendix I Intrawell
Plant Bowen Client: Southern Company Data: Bowen LF 3-8

Sanitas™ v.10.1.06e Software licensed to Groundwater Stats Consulting. UG
Hollow symbols indicate censored values.

Within Limit

Prediction Limit

Intrawell Non-parametric

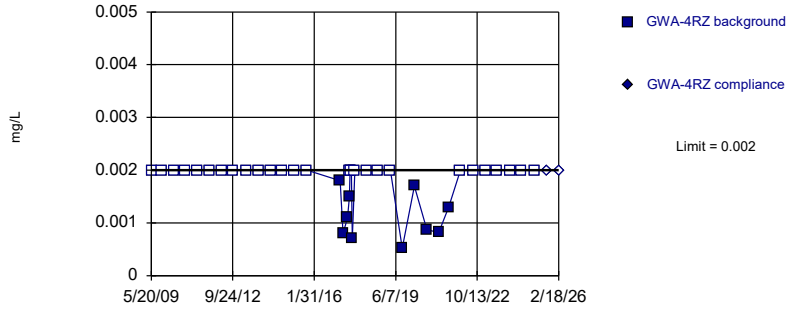

Non-parametric test used in lieu of parametric prediction limit because censored data exceeded 50%. Limit is highest of 38 background values. 73.68% NDs. Well-constituent pair annual alpha = 0.002586. Individual comparison alpha = 0.001294 (1 of 2).

Constituent: Antimony Analysis Run 5/1/2026 4:20 PM View: Appendix I Intrawell
Plant Bowen Client: Southern Company Data: Bowen LF 3-8

Sanitas™ v.10.1.06e Software licensed to Groundwater Stats Consulting. UG
Hollow symbols indicate censored values.

Within Limit

Prediction Limit

Intrawell Parametric

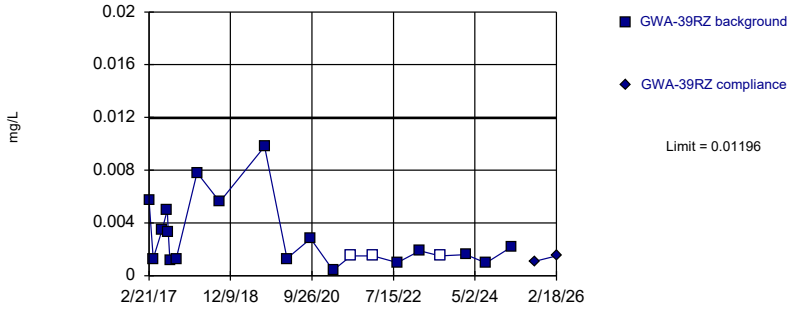

Background Data Summary (based on square root transformation): Mean=0.05002, Std. Dev.=0.02079, n=21, 14.29% NDs. Normality test: Shapiro Wilk @alpha = 0.01, calculated = 0.8938, critical = 0.873. Kappa = 2.854 (c=16, w=30, 1 of 2, event alpha = 0.05132). Report alpha = 0.0001097.

Constituent: Antimony Analysis Run 5/1/2026 4:20 PM View: Appendix I Intrawell
Plant Bowen Client: Southern Company Data: Bowen LF 3-8

Sanitas™ v.10.1.06e Software licensed to Groundwater Stats Consulting. UG
Hollow symbols indicate censored values.

Within Limit

Prediction Limit

Intrawell Parametric

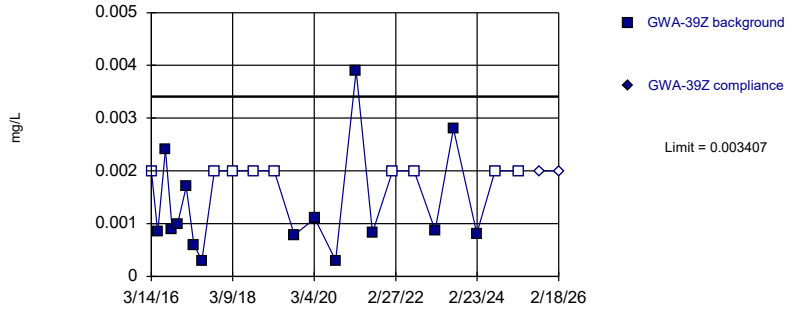

Background Data Summary (after Kaplan-Meier Adjustment): Mean=0.001111, Std. Dev.=0.0008283, n=24, 37.5% NDs. Normality test: Shapiro Wilk @alpha = 0.01, calculated = 0.8972, critical = 0.884. Kappa = 2.772 (c=16, w=30, 1 of 2, event alpha = 0.05132). Report alpha = 0.0001097.

Constituent: Antimony Analysis Run 5/1/2026 4:20 PM View: Appendix I Intrawell
Plant Bowen Client: Southern Company Data: Bowen LF 3-8

Sanitas™ v.10.1.06e Software licensed to Groundwater Stats Consulting. UG
Hollow symbols indicate censored values.

Within Limit

Prediction Limit

Intrawell Non-parametric

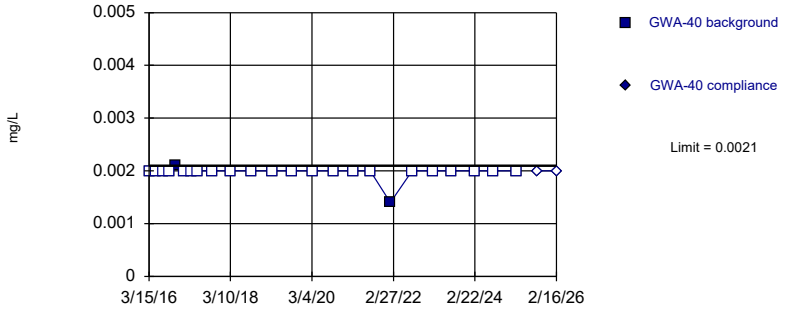

Non-parametric test used in lieu of parametric prediction limit because censored data exceeded 50%. Limit is highest of 24 background values. 91.67% NDs. Well-constituent pair annual alpha = 0.006238. Individual comparison alpha = 0.003124 (1 of 2).

Constituent: Antimony Analysis Run 5/1/2026 4:20 PM View: Appendix I Intrawell
Plant Bowen Client: Southern Company Data: Bowen LF 3-8

Sanitas™ v.10.1.06e Software licensed to Groundwater Stats Consulting. UG
Hollow symbols indicate censored values.

Within Limit

Prediction Limit

Intrawell Non-parametric

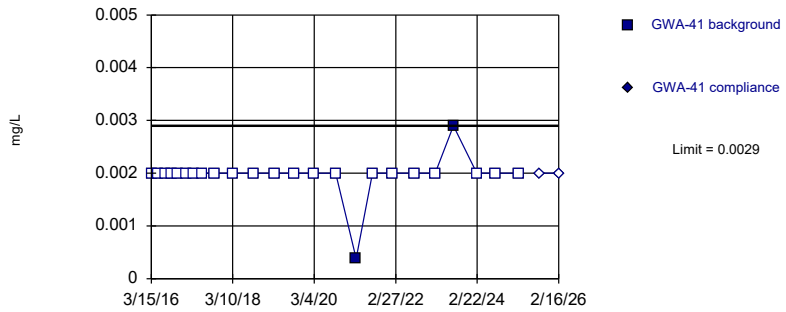

Non-parametric test used in lieu of parametric prediction limit because censored data exceeded 50%. Limit is highest of 24 background values. 91.67% NDs. Well-constituent pair annual alpha = 0.006238. Individual comparison alpha = 0.003124 (1 of 2).

Constituent: Antimony Analysis Run 5/1/2026 4:20 PM View: Appendix I Intrawell
Plant Bowen Client: Southern Company Data: Bowen LF 3-8

Sanitas™ v.10.1.06e Software licensed to Groundwater Stats Consulting. UG
Hollow symbols indicate censored values.

Within Limit

Prediction Limit

Intrawell Parametric

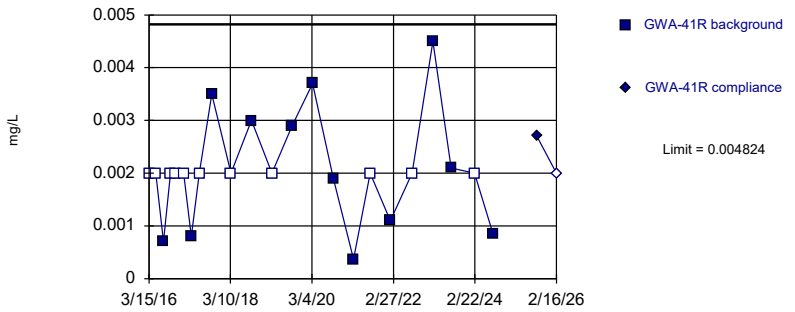

Background Data Summary (after Kaplan-Meier Adjustment): Mean=0.001561, Std. Dev.=0.001166, n=23, 47.83% NDs. Normality test: Shapiro Wilk @alpha = 0.01, calculated = 0.8852, critical = 0.881. Kappa = 2.799 (c=16, w=30, 1 of 2, event alpha = 0.05132). Report alpha = 0.0001097.

Constituent: Antimony Analysis Run 5/1/2026 4:20 PM View: Appendix I Intrawell
Plant Bowen Client: Southern Company Data: Bowen LF 3-8

Sanitas™ v.10.1.06e Software licensed to Groundwater Stats Consulting. UG
Hollow symbols indicate censored values.

Within Limit

Prediction Limit

Intrawell Non-parametric

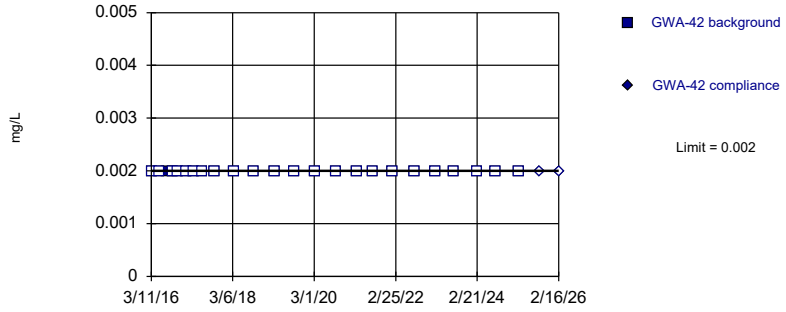

Non-parametric test used in lieu of parametric prediction limit because censored data exceeded 50%. Limit is highest of 24 background values. 95.83% NDs. Well-constituent pair annual alpha = 0.006238. Individual comparison alpha = 0.003124 (1 of 2).

Constituent: Antimony Analysis Run 5/1/2026 4:20 PM View: Appendix I Intrawell
Plant Bowen Client: Southern Company Data: Bowen LF 3-8

Sanitas™ v.10.1.06e Software licensed to Groundwater Stats Consulting. UG
Hollow symbols indicate censored values.

Within Limit

Prediction Limit

Intrawell Non-parametric

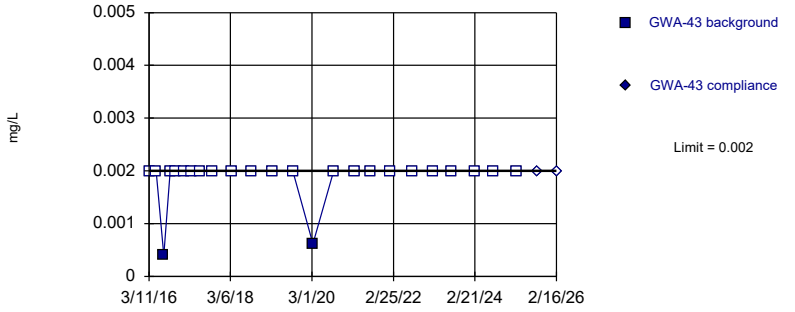

Non-parametric test used in lieu of parametric prediction limit because censored data exceeded 50%. Limit is highest of 24 background values. 91.67% NDs. Well-constituent pair annual alpha = 0.006238. Individual comparison alpha = 0.003124 (1 of 2).

Constituent: Antimony Analysis Run 5/1/2026 4:20 PM View: Appendix I Intrawell
Plant Bowen Client: Southern Company Data: Bowen LF 3-8

Sanitas™ v.10.1.06e Software licensed to Groundwater Stats Consulting. UG
Hollow symbols indicate censored values.

Within Limit

Prediction Limit

Intrawell Non-parametric

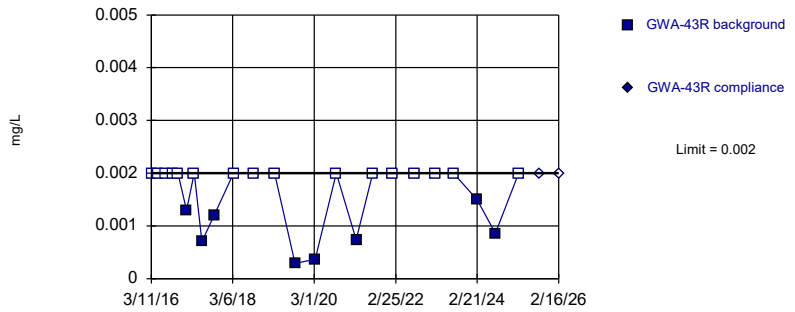

Non-parametric test used in lieu of parametric prediction limit because censored data exceeded 50%. Limit is highest of 24 background values. 66.67% NDs. Well-constituent pair annual alpha = 0.006238. Individual comparison alpha = 0.003124 (1 of 2).

Constituent: Antimony Analysis Run 5/1/2026 4:20 PM View: Appendix I Intrawell
Plant Bowen Client: Southern Company Data: Bowen LF 3-8

Sanitas™ v.10.1.06e Software licensed to Groundwater Stats Consulting. UG
Hollow symbols indicate censored values.

Within Limit

Prediction Limit

Intrawell Non-parametric

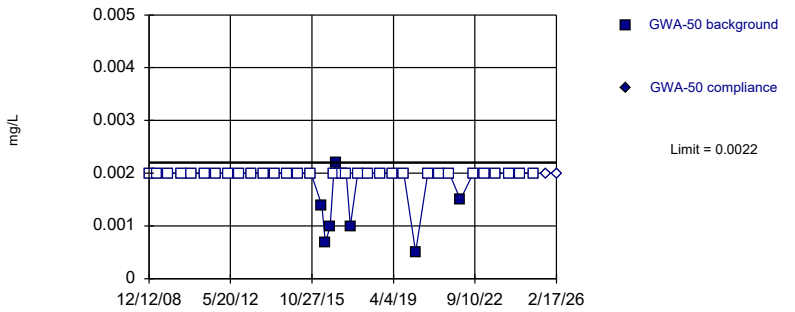

Non-parametric test used in lieu of parametric prediction limit because censored data exceeded 50%. Limit is highest of 39 background values. 82.05% NDs. Well-constituent pair annual alpha = 0.002451. Individual comparison alpha = 0.001226 (1 of 2).

Constituent: Antimony Analysis Run 5/1/2026 4:20 PM View: Appendix I Intrawell
Plant Bowen Client: Southern Company Data: Bowen LF 3-8

Sanitas™ v.10.1.06e Software licensed to Groundwater Stats Consulting. UG
Hollow symbols indicate censored values.

Within Limit

Prediction Limit

Intrawell Non-parametric

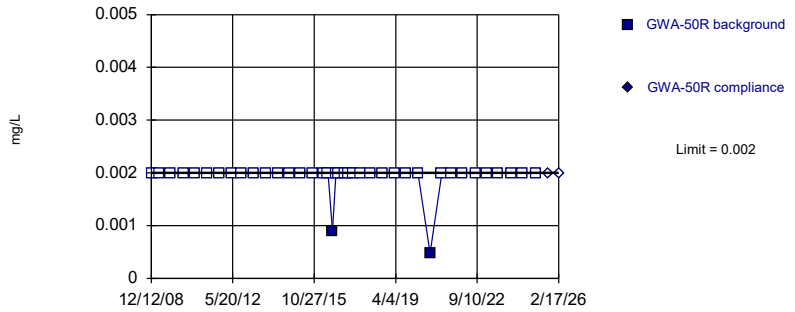

Non-parametric test used in lieu of parametric prediction limit because censored data exceeded 50%. Limit is highest of 39 background values. 94.87% NDs. Well-constituent pair annual alpha = 0.002451. Individual comparison alpha = 0.001226 (1 of 2).

Constituent: Antimony Analysis Run 5/1/2026 4:20 PM View: Appendix I Intrawell
Plant Bowen Client: Southern Company Data: Bowen LF 3-8

Sanitas™ v.10.1.06e Software licensed to Groundwater Stats Consulting. UG
Hollow symbols indicate censored values.

Within Limit

Prediction Limit

Intrawell Parametric

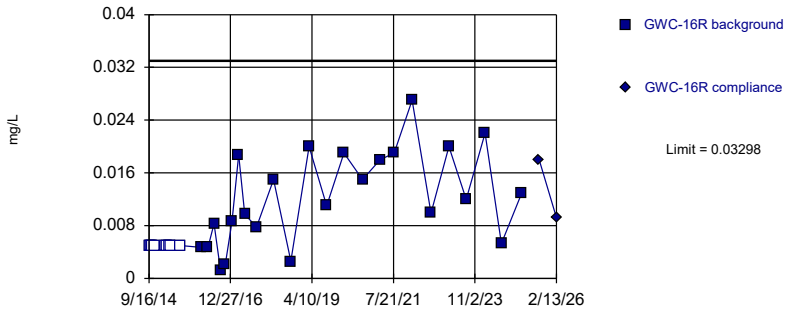

Background Data Summary (based on square root transformation) (after Kaplan-Meier Adjustment): Mean=0.08609, Std. Dev.=0.0364, n=33, 27.27% NDs. Normality test: Shapiro Wilk @alpha = 0.01, calculated = 0.9258, critical = 0.906. Kappa = 2.624 (c=16, w=30, 1 of 2, event alpha = 0.05132). Report alpha = 0.0001097.

Constituent: Antimony Analysis Run 5/1/2026 4:20 PM View: Appendix I Intrawell
Plant Bowen Client: Southern Company Data: Bowen LF 3-8

Sanitas™ v.10.1.06e Software licensed to Groundwater Stats Consulting. UG
Hollow symbols indicate censored values.

Within Limit

Prediction Limit

Intrawell Non-parametric

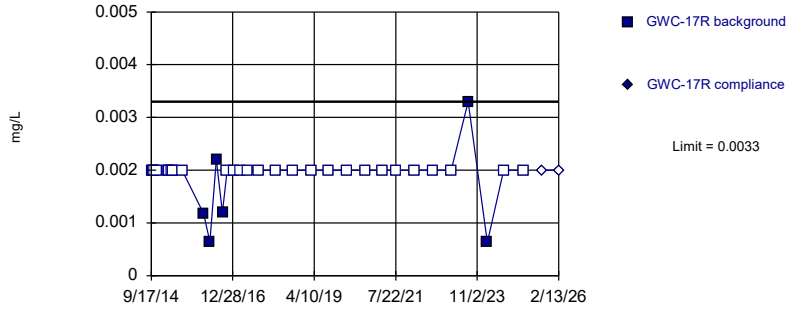

Non-parametric test used in lieu of parametric prediction limit because censored data exceeded 50%. Limit is highest of 33 background values. 81.82% NDs. Well-constituent pair annual alpha = 0.003399. Individual comparison alpha = 0.001701 (1 of 2).

Constituent: Antimony Analysis Run 5/1/2026 4:21 PM View: Appendix I Intrawell
Plant Bowen Client: Southern Company Data: Bowen LF 3-8

Sanitas™ v.10.1.06e Software licensed to Groundwater Stats Consulting. UG
Hollow symbols indicate censored values.

Within Limit

Prediction Limit

Intrawell Non-parametric

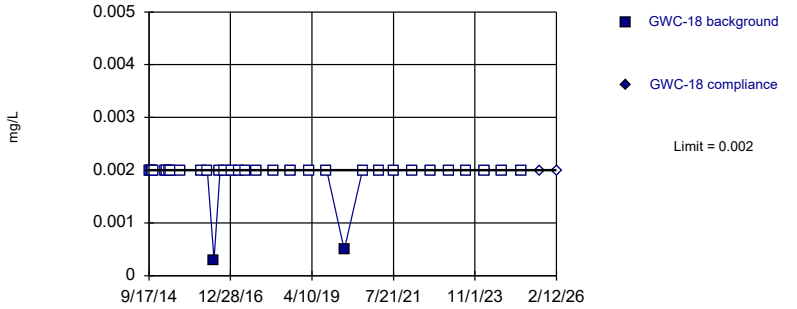

Non-parametric test used in lieu of parametric prediction limit because censored data exceeded 50%. Limit is highest of 33 background values. 93.94% NDs. Well-constituent pair annual alpha = 0.003399. Individual comparison alpha = 0.001701 (1 of 2).

Constituent: Antimony Analysis Run 5/1/2026 4:21 PM View: Appendix I Intrawell
Plant Bowen Client: Southern Company Data: Bowen LF 3-8

Sanitas™ v.10.1.06e Software licensed to Groundwater Stats Consulting. UG
Hollow symbols indicate censored values.

Within Limit

Prediction Limit

Intrawell Non-parametric

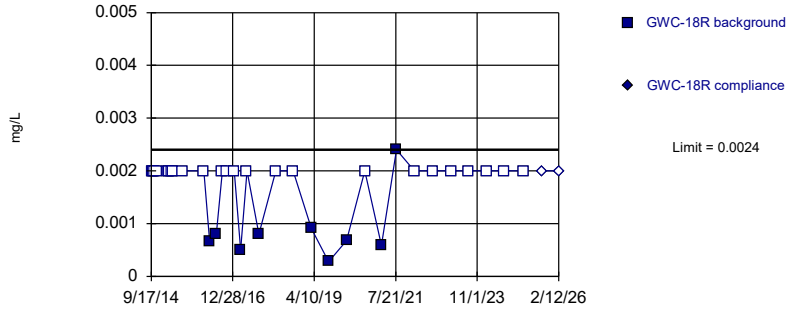

Non-parametric test used in lieu of parametric prediction limit because censored data exceeded 50%. Limit is highest of 33 background values. 72.73% NDs. Well-constituent pair annual alpha = 0.003399. Individual comparison alpha = 0.001701 (1 of 2).

Constituent: Antimony Analysis Run 5/1/2026 4:21 PM View: Appendix I Intrawell
Plant Bowen Client: Southern Company Data: Bowen LF 3-8

Sanitas™ v.10.1.06e Software licensed to Groundwater Stats Consulting. UG
Hollow symbols indicate censored values.

Within Limit

Prediction Limit

Intrawell Non-parametric

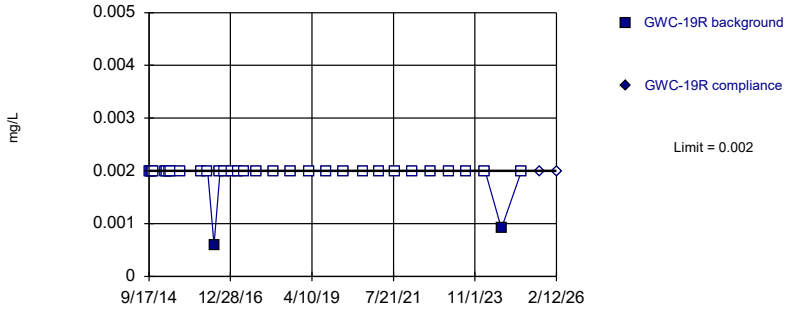

Non-parametric test used in lieu of parametric prediction limit because censored data exceeded 50%. Limit is highest of 33 background values. 93.94% NDs. Well-constituent pair annual alpha = 0.003399. Individual comparison alpha = 0.001701 (1 of 2).

Constituent: Antimony Analysis Run 5/1/2026 4:21 PM View: Appendix I Intrawell
Plant Bowen Client: Southern Company Data: Bowen LF 3-8

Sanitas™ v.10.1.06e Software licensed to Groundwater Stats Consulting. UG
Hollow symbols indicate censored values.

Within Limit

Prediction Limit

Intrawell Non-parametric

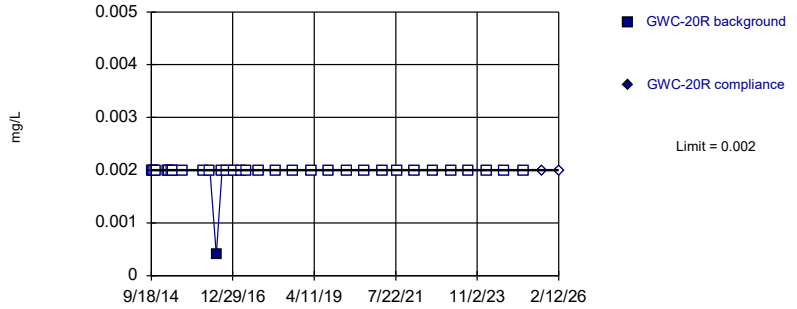

Non-parametric test used in lieu of parametric prediction limit because censored data exceeded 50%. Limit is highest of 33 background values. 96.97% NDs. Well-constituent pair annual alpha = 0.003399. Individual comparison alpha = 0.001701 (1 of 2).

Constituent: Antimony Analysis Run 5/1/2026 4:21 PM View: Appendix I Intrawell
Plant Bowen Client: Southern Company Data: Bowen LF 3-8

Sanitas™ v.10.1.06e Software licensed to Groundwater Stats Consulting. UG
Hollow symbols indicate censored values.

Within Limit

Prediction Limit

Intrawell Parametric

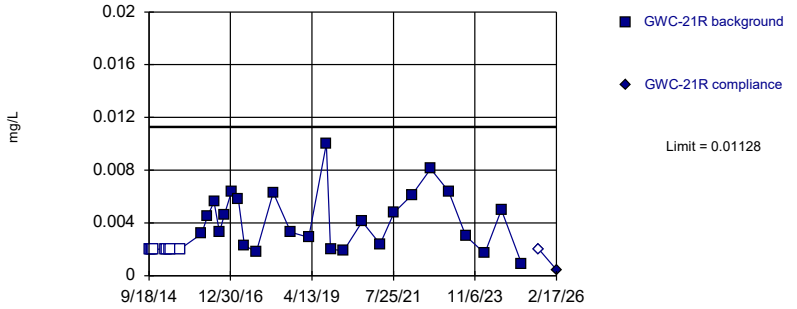

Background Data Summary (based on cube root transformation) (after Kaplan-Meier Adjustment): Mean=0.144, Std. Dev.=0.03071, n=34, 26.47% NDs. Normality test: Shapiro Wilk @alpha = 0.01, calculated = 0.9145, critical = 0.908. Kappa = 2.613 (c=16, w=30, 1 of 2, event alpha = 0.05132). Report alpha = 0.0001097.

Constituent: Antimony Analysis Run 5/1/2026 4:21 PM View: Appendix I Intrawell
Plant Bowen Client: Southern Company Data: Bowen LF 3-8

Sanitas™ v.10.1.06e Software licensed to Groundwater Stats Consulting. UG
Hollow symbols indicate censored values.

Within Limit

Prediction Limit

Intrawell Non-parametric

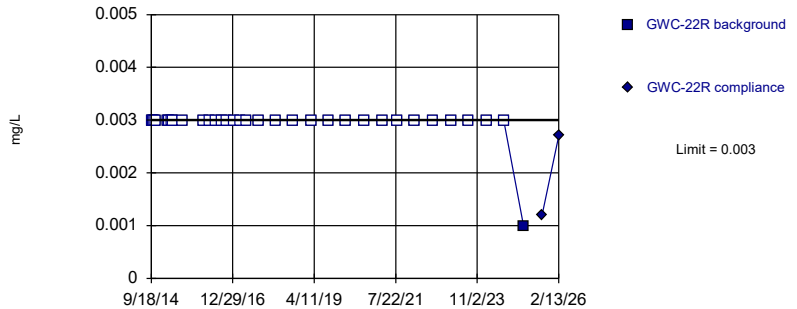

Non-parametric test used in lieu of parametric prediction limit because censored data exceeded 50%. Limit is highest of 33 background values. 96.97% NDs. Well-constituent pair annual alpha = 0.003399. Individual comparison alpha = 0.001701 (1 of 2).

Constituent: Antimony Analysis Run 5/1/2026 4:21 PM View: Appendix I Intrawell
Plant Bowen Client: Southern Company Data: Bowen LF 3-8

Sanitas™ v.10.1.06e Software licensed to Groundwater Stats Consulting. UG
Hollow symbols indicate censored values.

Within Limit

Prediction Limit

Intrawell Non-parametric

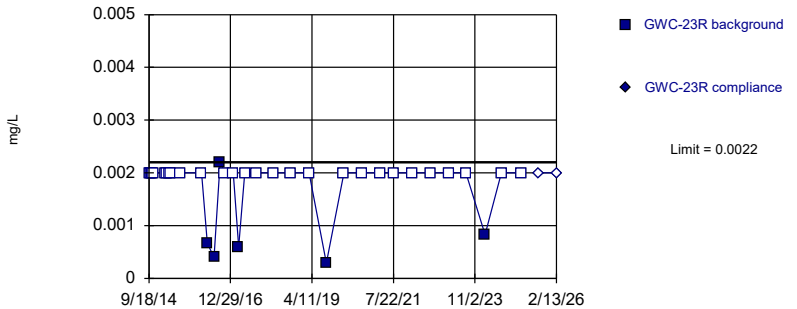

Non-parametric test used in lieu of parametric prediction limit because censored data exceeded 50%. Limit is highest of 33 background values. 81.82% NDs. Well-constituent pair annual alpha = 0.003399. Individual comparison alpha = 0.001701 (1 of 2).

Constituent: Antimony Analysis Run 5/1/2026 4:21 PM View: Appendix I Intrawell
Plant Bowen Client: Southern Company Data: Bowen LF 3-8

Sanitas™ v.10.1.06e Software licensed to Groundwater Stats Consulting. UG
Hollow symbols indicate censored values.

Within Limit

Prediction Limit

Intrawell Non-parametric

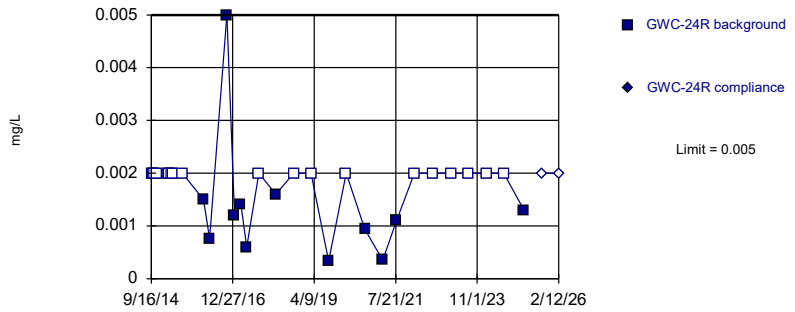

Non-parametric test used in lieu of parametric prediction limit because censored data exceeded 50%. Limit is highest of 31 background values. 61.29% NDs. Well-constituent pair annual alpha = 0.003807. Individual comparison alpha = 0.001905 (1 of 2).

Constituent: Antimony Analysis Run 5/1/2026 4:21 PM View: Appendix I Intrawell
Plant Bowen Client: Southern Company Data: Bowen LF 3-8

Sanitas™ v.10.1.06e Software licensed to Groundwater Stats Consulting. UG
Hollow symbols indicate censored values.

Within Limit

Prediction Limit

Intrawell Non-parametric

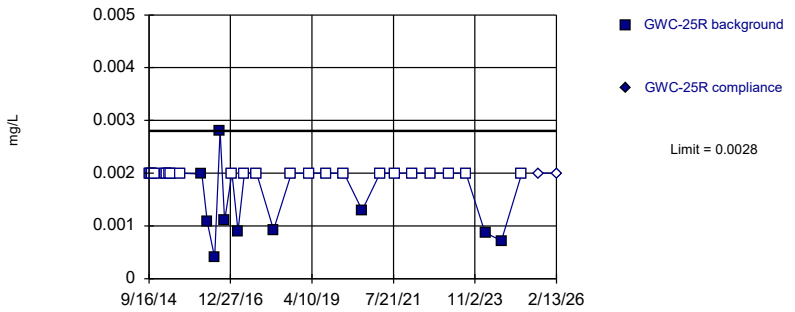

Non-parametric test used in lieu of parametric prediction limit because censored data exceeded 50%. Limit is highest of 33 background values. 69.7% NDs. Well-constituent pair annual alpha = 0.003399. Individual comparison alpha = 0.001701 (1 of 2).

Constituent: Antimony Analysis Run 5/1/2026 4:21 PM View: Appendix I Intrawell
Plant Bowen Client: Southern Company Data: Bowen LF 3-8

Sanitas™ v.10.1.06e Software licensed to Groundwater Stats Consulting. UG
Hollow symbols indicate censored values.

Within Limit

Prediction Limit

Intrawell Non-parametric

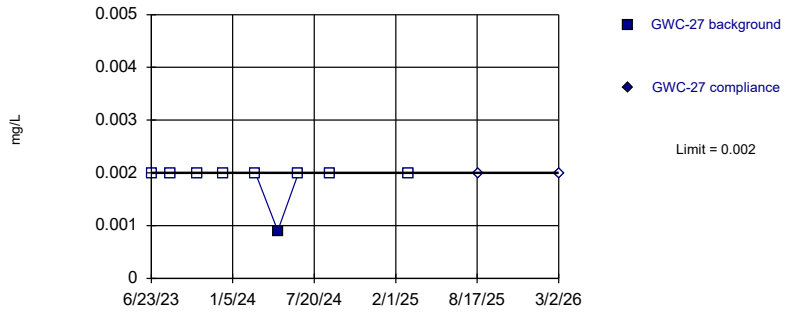

Non-parametric test used in lieu of parametric prediction limit because censored data exceeded 50%. Limit is highest of 9 background values. 88.89% NDs. Well-constituent pair annual alpha = 0.03586. Individual comparison alpha = 0.01809 (1 of 2).

Constituent: Antimony Analysis Run 5/1/2026 4:21 PM View: Appendix I Intrawell
Plant Bowen Client: Southern Company Data: Bowen LF 3-8

Sanitas™ v.10.1.06e Software licensed to Groundwater Stats Consulting. UG
Hollow symbols indicate censored values.

Within Limit

Prediction Limit

Intrawell Non-parametric

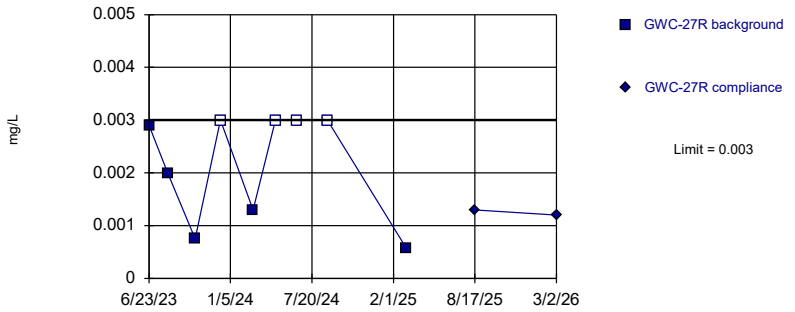

Non-parametric test used in lieu of parametric prediction limit because the Shapiro Wilk normality test showed the data to be non-normal at the 0.1 alpha level. Limit is highest of 9 background values. 44.44% NDs. Well-constituent pair annual alpha = 0.03586. Individual comparison alpha = 0.01809 (1 of 2).

Constituent: Antimony Analysis Run 5/1/2026 4:21 PM View: Appendix I Intrawell
Plant Bowen Client: Southern Company Data: Bowen LF 3-8

Sanitas™ v.10.1.06e Software licensed to Groundwater Stats Consulting. UG
Hollow symbols indicate censored values.

Within Limit

Prediction Limit

Intrawell Non-parametric

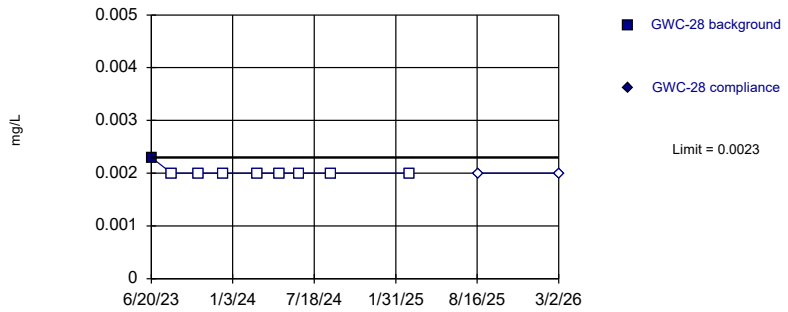

Non-parametric test used in lieu of parametric prediction limit because censored data exceeded 50%. Limit is highest of 9 background values. 88.89% NDs. Well-constituent pair annual alpha = 0.03586. Individual comparison alpha = 0.01809 (1 of 2).

Constituent: Antimony Analysis Run 5/1/2026 4:21 PM View: Appendix I Intrawell
Plant Bowen Client: Southern Company Data: Bowen LF 3-8

Sanitas™ v.10.1.06e Software licensed to Groundwater Stats Consulting. UG
Hollow symbols indicate censored values.

Within Limit

Prediction Limit

Intrawell Non-parametric

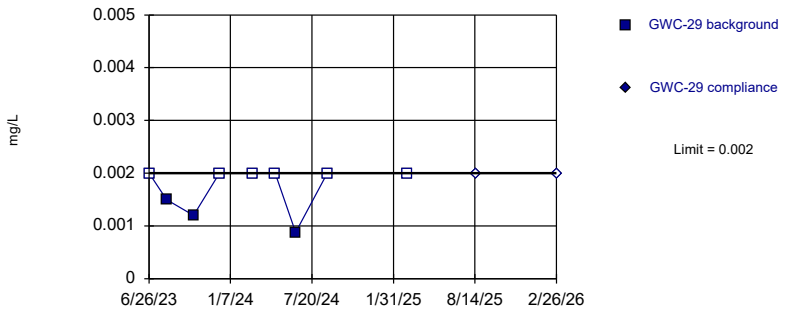

Non-parametric test used in lieu of parametric prediction limit because censored data exceeded 50%. Limit is highest of 9 background values. 66.67% NDs. Well-constituent pair annual alpha = 0.03586. Individual comparison alpha = 0.01809 (1 of 2).

Constituent: Antimony Analysis Run 5/1/2026 4:21 PM View: Appendix I Intrawell
Plant Bowen Client: Southern Company Data: Bowen LF 3-8

Sanitas™ v.10.1.06e Software licensed to Groundwater Stats Consulting. UG
Hollow symbols indicate censored values.

Within Limit

Prediction Limit

Intrawell Non-parametric

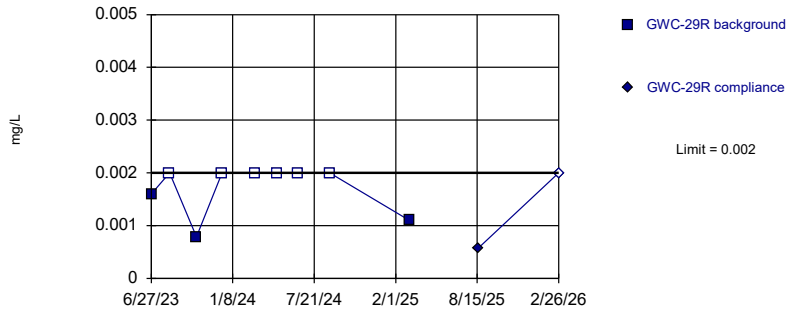

Non-parametric test used in lieu of parametric prediction limit because censored data exceeded 50%. Limit is highest of 9 background values. 66.67% NDs. Well-constituent pair annual alpha = 0.03586. Individual comparison alpha = 0.01809 (1 of 2).

Constituent: Antimony Analysis Run 5/1/2026 4:21 PM View: Appendix I Intrawell
Plant Bowen Client: Southern Company Data: Bowen LF 3-8

Sanitas™ v.10.1.06e Software licensed to Groundwater Stats Consulting. UG
Hollow symbols indicate censored values.

Within Limit

Prediction Limit

Intrawell Non-parametric

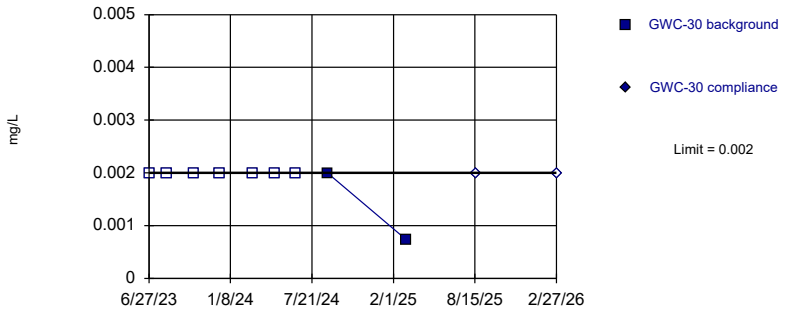

Non-parametric test used in lieu of parametric prediction limit because censored data exceeded 50%. Limit is highest of 9 background values. 77.78% NDs. Well-constituent pair annual alpha = 0.03586. Individual comparison alpha = 0.01809 (1 of 2).

Constituent: Antimony Analysis Run 5/1/2026 4:21 PM View: Appendix I Intrawell
Plant Bowen Client: Southern Company Data: Bowen LF 3-8

Sanitas™ v.10.1.06e Software licensed to Groundwater Stats Consulting. UG
Hollow symbols indicate censored values.

Within Limit

Prediction Limit

Intrawell Non-parametric

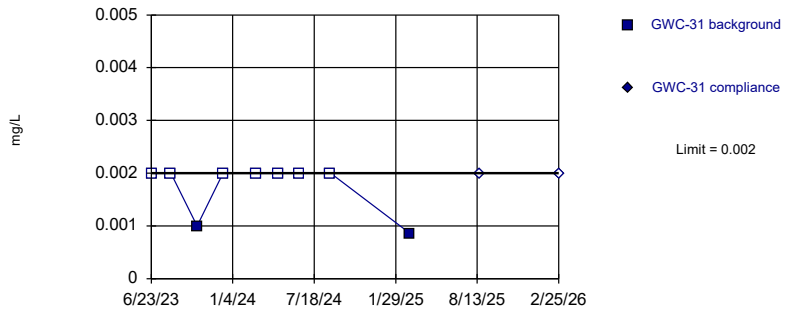

Non-parametric test used in lieu of parametric prediction limit because censored data exceeded 50%. Limit is highest of 9 background values. 77.78% NDs. Well-constituent pair annual alpha = 0.03586. Individual comparison alpha = 0.01809 (1 of 2).

Constituent: Antimony Analysis Run 5/1/2026 4:21 PM View: Appendix I Intrawell
Plant Bowen Client: Southern Company Data: Bowen LF 3-8

Sanitas™ v.10.1.06e Software licensed to Groundwater Stats Consulting. UG
Hollow symbols indicate censored values.

Within Limit

Prediction Limit

Intrawell Non-parametric

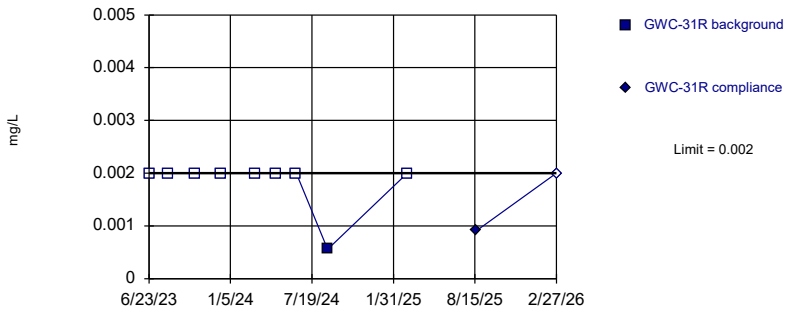

Non-parametric test used in lieu of parametric prediction limit because censored data exceeded 50%. Limit is highest of 9 background values. 88.89% NDs. Well-constituent pair annual alpha = 0.03586. Individual comparison alpha = 0.01809 (1 of 2).

Constituent: Antimony Analysis Run 5/1/2026 4:21 PM View: Appendix I Intrawell
Plant Bowen Client: Southern Company Data: Bowen LF 3-8

Sanitas™ v.10.1.06e Software licensed to Groundwater Stats Consulting. UG
Hollow symbols indicate censored values.

Within Limit

Prediction Limit

Intrawell Non-parametric

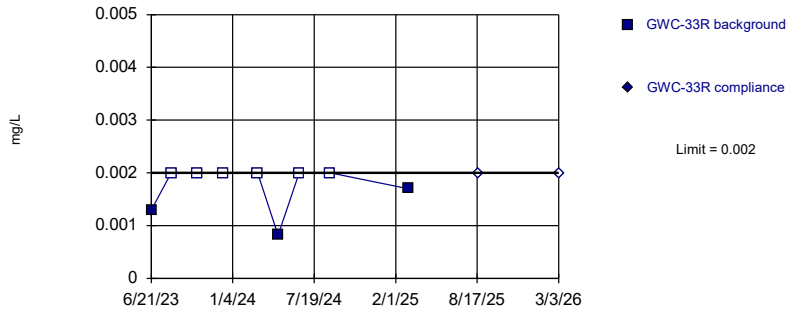

Non-parametric test used in lieu of parametric prediction limit because censored data exceeded 50%. Limit is highest of 9 background values. 66.67% NDs. Well-constituent pair annual alpha = 0.03586. Individual comparison alpha = 0.01809 (1 of 2).

Constituent: Antimony Analysis Run 5/1/2026 4:21 PM View: Appendix I Intrawell
Plant Bowen Client: Southern Company Data: Bowen LF 3-8

Sanitas™ v.10.1.06e Software licensed to Groundwater Stats Consulting. UG
Hollow symbols indicate censored values.

Within Limit

Prediction Limit

Intrawell Non-parametric

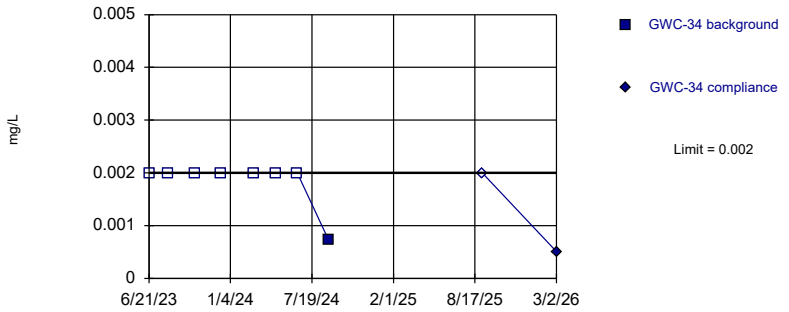

Non-parametric test used in lieu of parametric prediction limit because censored data exceeded 50%. Limit is highest of 8 background values. 87.5% NDs. Well-constituent pair annual alpha = 0.04242. Individual comparison alpha = 0.02144 (1 of 2).

Constituent: Antimony Analysis Run 5/1/2026 4:21 PM View: Appendix I Intrawell
Plant Bowen Client: Southern Company Data: Bowen LF 3-8

Sanitas™ v.10.1.06e Software licensed to Groundwater Stats Consulting. UG
Hollow symbols indicate censored values.

Within Limit

Prediction Limit

Intrawell Non-parametric

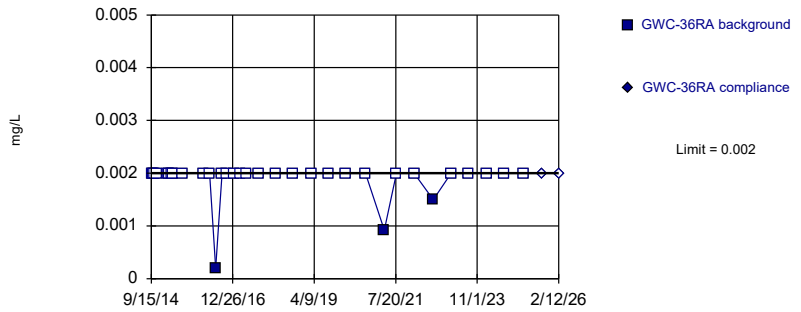

Non-parametric test used in lieu of parametric prediction limit because censored data exceeded 50%. Limit is highest of 33 background values. 90.91% NDs. Well-constituent pair annual alpha = 0.003399. Individual comparison alpha = 0.001701 (1 of 2).

Constituent: Antimony Analysis Run 5/1/2026 4:21 PM View: Appendix I Intrawell
Plant Bowen Client: Southern Company Data: Bowen LF 3-8

Sanitas™ v.10.1.06e Software licensed to Groundwater Stats Consulting. UG
Hollow symbols indicate censored values.

Within Limit

Prediction Limit

Intrawell Non-parametric

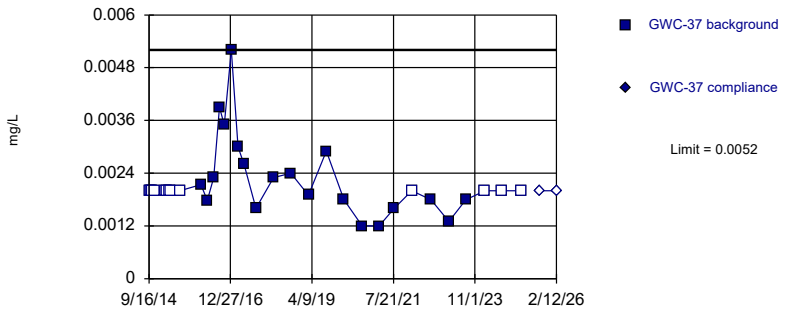

Non-parametric test used in lieu of parametric prediction limit because the Shapiro Wilk normality test showed the data to be non-normal at the 0.01 alpha level. Limit is highest of 33 background values. 39.39% NDs. Well-constituent pair annual alpha = 0.003399. Individual comparison alpha = 0.001701 (1 of 2).

Constituent: Antimony Analysis Run 5/1/2026 4:21 PM View: Appendix I Intrawell
Plant Bowen Client: Southern Company Data: Bowen LF 3-8

Sanitas™ v.10.1.06e Software licensed to Groundwater Stats Consulting. UG
Hollow symbols indicate censored values.

Within Limit

Prediction Limit

Intrawell Non-parametric

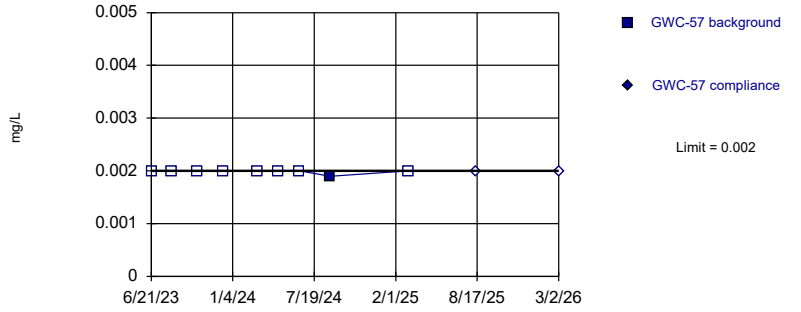

Non-parametric test used in lieu of parametric prediction limit because censored data exceeded 50%. Limit is highest of 9 background values. 88.89% NDs. Well-constituent pair annual alpha = 0.03586. Individual comparison alpha = 0.01809 (1 of 2).

Constituent: Antimony Analysis Run 5/1/2026 4:21 PM View: Appendix I Intrawell
Plant Bowen Client: Southern Company Data: Bowen LF 3-8

Sanitas™ v.10.1.06e Software licensed to Groundwater Stats Consulting. UG
Hollow symbols indicate censored values.

Within Limit

Prediction Limit

Intrawell Non-parametric

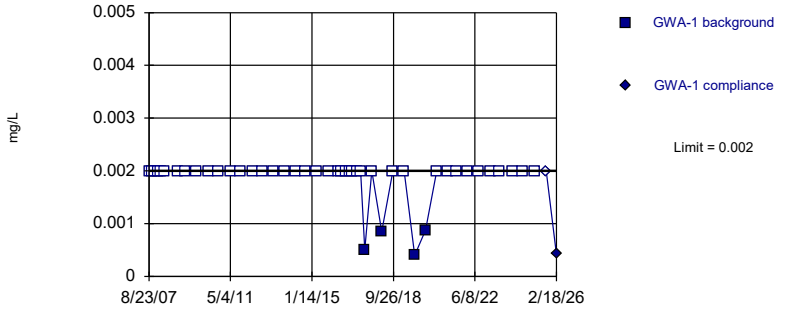

Non-parametric test used in lieu of parametric prediction limit because censored data exceeded 50%. Limit is highest of 45 background values. 91.11% NDs. Well-constituent pair annual alpha = 0.001911. Individual comparison alpha = 0.0009557 (1 of 2).

Constituent: Arsenic Analysis Run 5/1/2026 4:21 PM View: Appendix I Intrawell
Plant Bowen Client: Southern Company Data: Bowen LF 3-8

Sanitas™ v.10.1.06e Software licensed to Groundwater Stats Consulting. UG
Hollow symbols indicate censored values.

Within Limit

Prediction Limit

Intrawell Non-parametric

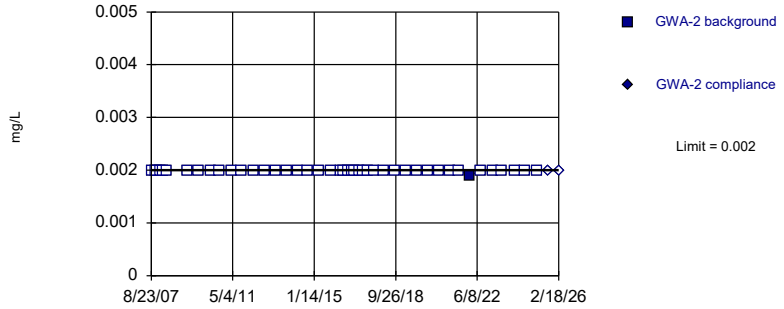

Non-parametric test used in lieu of parametric prediction limit because censored data exceeded 50%. Limit is highest of 44 background values. 97.73% NDs. Well-constituent pair annual alpha = 0.001992. Individual comparison alpha = 0.0009963 (1 of 2).

Constituent: Arsenic Analysis Run 5/1/2026 4:21 PM View: Appendix I Intrawell
Plant Bowen Client: Southern Company Data: Bowen LF 3-8

Sanitas™ v.10.1.06e Software licensed to Groundwater Stats Consulting. UG
Hollow symbols indicate censored values.

Within Limit

Prediction Limit

Intrawell Non-parametric

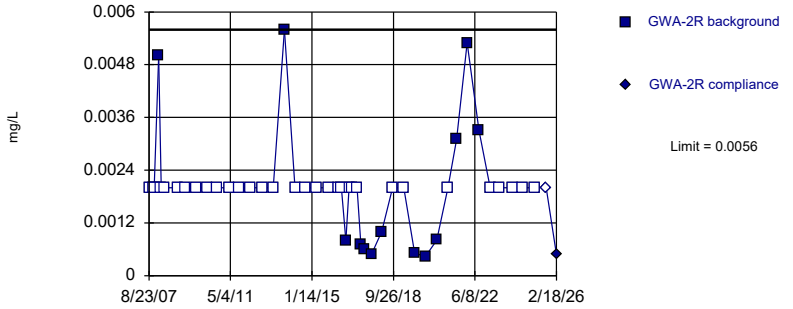

Non-parametric test used in lieu of parametric prediction limit because censored data exceeded 50%. Limit is highest of 45 background values. 71.11% NDs. Well-constituent pair annual alpha = 0.001911. Individual comparison alpha = 0.0009557 (1 of 2).

Constituent: Arsenic Analysis Run 5/1/2026 4:21 PM View: Appendix I Intrawell
Plant Bowen Client: Southern Company Data: Bowen LF 3-8

Sanitas™ v.10.1.06e Software licensed to Groundwater Stats Consulting. UG
Hollow symbols indicate censored values.

Within Limit

Prediction Limit

Intrawell Non-parametric

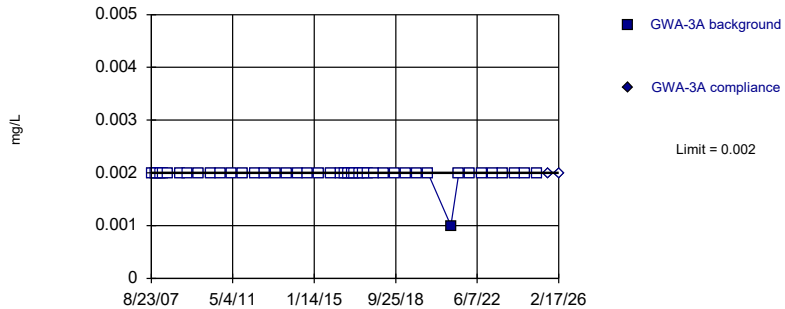

Non-parametric test used in lieu of parametric prediction limit because censored data exceeded 50%. Limit is highest of 44 background values. 97.73% NDs. Well-constituent pair annual alpha = 0.001992. Individual comparison alpha = 0.0009963 (1 of 2).

Constituent: Arsenic Analysis Run 5/1/2026 4:21 PM View: Appendix I Intrawell
Plant Bowen Client: Southern Company Data: Bowen LF 3-8

Sanitas™ v.10.1.06e Software licensed to Groundwater Stats Consulting. UG
Hollow symbols indicate censored values.

Within Limit

Prediction Limit

Intrawell Non-parametric

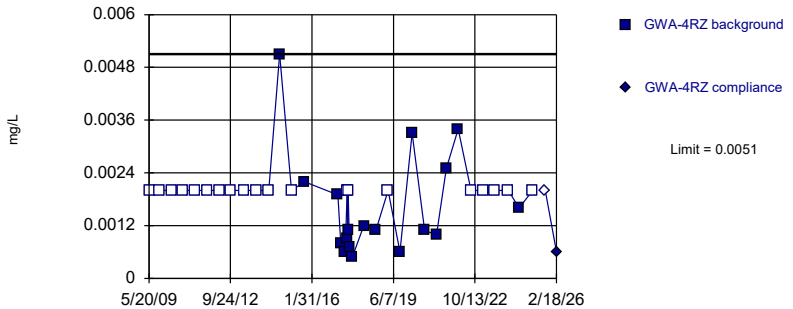

Non-parametric test used in lieu of parametric prediction limit because censored data exceeded 50%. Limit is highest of 38 background values. 52.63% NDs. Well-constituent pair annual alpha = 0.002586. Individual comparison alpha = 0.001294 (1 of 2).

Constituent: Arsenic Analysis Run 5/1/2026 4:21 PM View: Appendix I Intrawell
Plant Bowen Client: Southern Company Data: Bowen LF 3-8

Sanitas™ v.10.1.06e Software licensed to Groundwater Stats Consulting. UG
Hollow symbols indicate censored values.

Within Limit

Prediction Limit

Intrawell Non-parametric

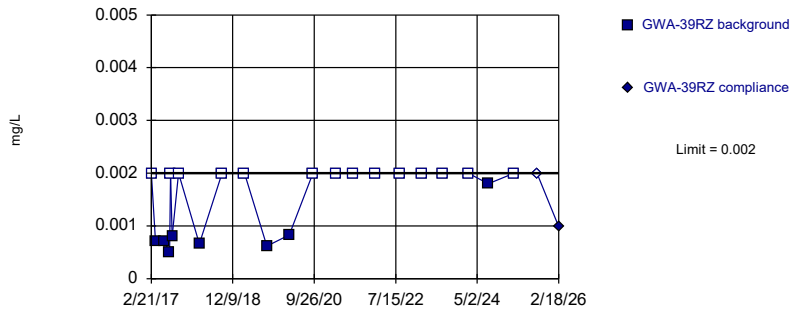

Non-parametric test used in lieu of parametric prediction limit because censored data exceeded 50%. Limit is highest of 22 background values. 63.64% NDs. Well-constituent pair annual alpha = 0.007401. Individual comparison alpha = 0.003707 (1 of 2).

Constituent: Arsenic Analysis Run 5/1/2026 4:21 PM View: Appendix I Intrawell
Plant Bowen Client: Southern Company Data: Bowen LF 3-8

Sanitas™ v.10.1.06e Software licensed to Groundwater Stats Consulting. UG
Hollow symbols indicate censored values.

Within Limit

Prediction Limit

Intrawell Non-parametric

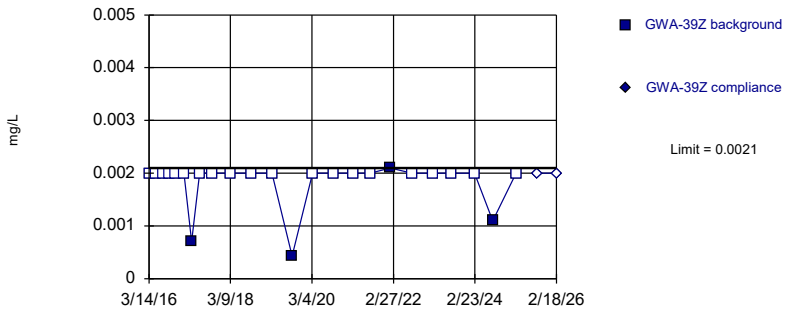

Non-parametric test used in lieu of parametric prediction limit because censored data exceeded 50%. Limit is highest of 24 background values. 83.33% NDs. Well-constituent pair annual alpha = 0.006238. Individual comparison alpha = 0.003124 (1 of 2).

Constituent: Arsenic Analysis Run 5/1/2026 4:21 PM View: Appendix I Intrawell
Plant Bowen Client: Southern Company Data: Bowen LF 3-8

Sanitas™ v.10.1.06e Software licensed to Groundwater Stats Consulting. UG
Hollow symbols indicate censored values.

Within Limit

Prediction Limit

Intrawell Non-parametric

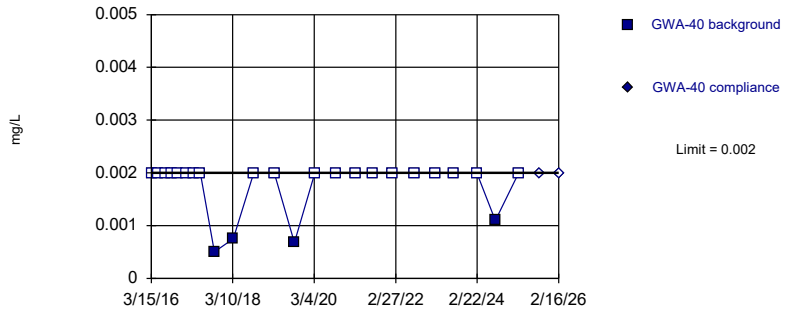

Non-parametric test used in lieu of parametric prediction limit because censored data exceeded 50%. Limit is highest of 24 background values. 83.33% NDs. Well-constituent pair annual alpha = 0.006238. Individual comparison alpha = 0.003124 (1 of 2).

Constituent: Arsenic Analysis Run 5/1/2026 4:21 PM View: Appendix I Intrawell
Plant Bowen Client: Southern Company Data: Bowen LF 3-8

Sanitas™ v.10.1.06e Software licensed to Groundwater Stats Consulting. UG
Hollow symbols indicate censored values.

Within Limit

Prediction Limit

Intrawell Non-parametric

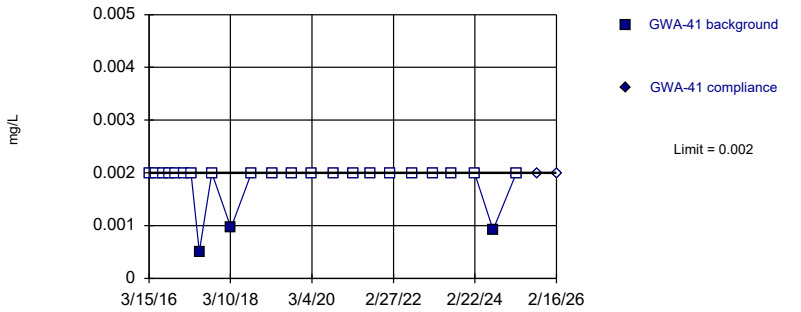

Non-parametric test used in lieu of parametric prediction limit because censored data exceeded 50%. Limit is highest of 24 background values. 87.5% NDs. Well-constituent pair annual alpha = 0.006238. Individual comparison alpha = 0.003124 (1 of 2).

Constituent: Arsenic Analysis Run 5/1/2026 4:21 PM View: Appendix I Intrawell
Plant Bowen Client: Southern Company Data: Bowen LF 3-8

Sanitas™ v.10.1.06e Software licensed to Groundwater Stats Consulting. UG
Hollow symbols indicate censored values.
Within Limit

Prediction Limit

Intrawell Non-parametric

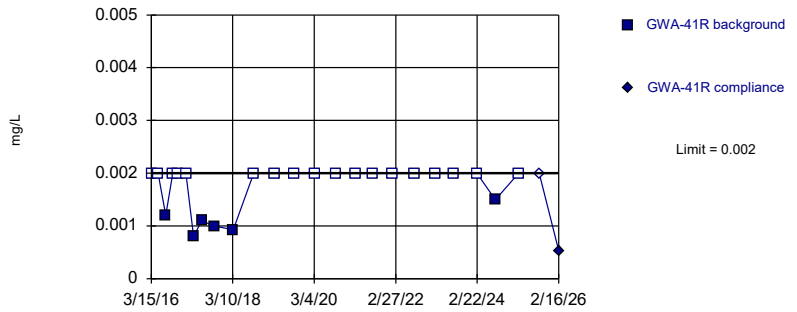

Non-parametric test used in lieu of parametric prediction limit because censored data exceeded 50%. Limit is highest of 24 background values. 75% NDs. Well-constituent pair annual alpha = 0.006238. Individual comparison alpha = 0.003124 (1 of 2).

Constituent: Arsenic Analysis Run 5/1/2026 4:21 PM View: Appendix I Intrawell
Plant Bowen Client: Southern Company Data: Bowen LF 3-8

Sanitas™ v.10.1.06e Software licensed to Groundwater Stats Consulting. UG
Hollow symbols indicate censored values.
Within Limit

Prediction Limit

Intrawell Non-parametric

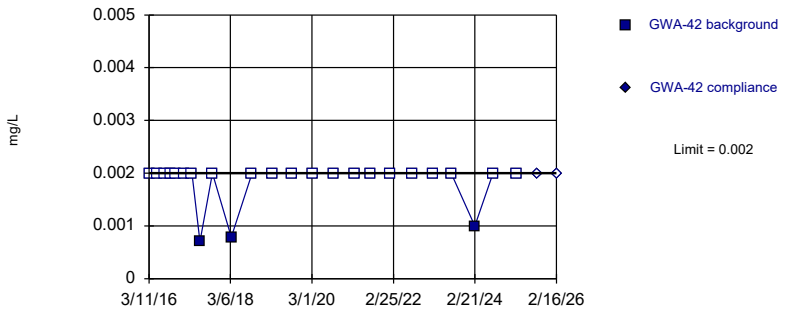

Non-parametric test used in lieu of parametric prediction limit because censored data exceeded 50%. Limit is highest of 24 background values. 87.5% NDs. Well-constituent pair annual alpha = 0.006238. Individual comparison alpha = 0.003124 (1 of 2).

Constituent: Arsenic Analysis Run 5/1/2026 4:21 PM View: Appendix I Intrawell
Plant Bowen Client: Southern Company Data: Bowen LF 3-8

Sanitas™ v.10.1.06e Software licensed to Groundwater Stats Consulting. UG
Hollow symbols indicate censored values.
Within Limit

Prediction Limit

Intrawell Non-parametric

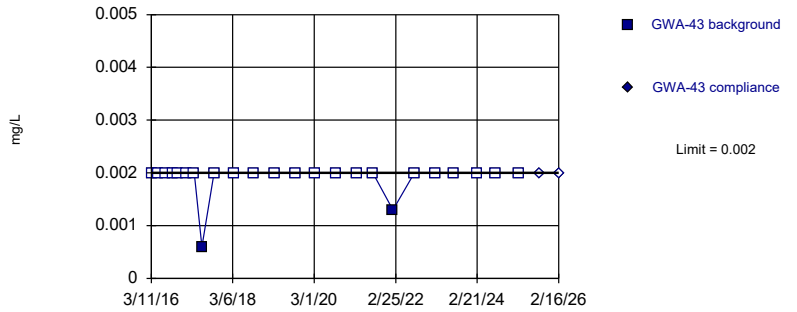

Non-parametric test used in lieu of parametric prediction limit because censored data exceeded 50%. Limit is highest of 24 background values. 91.67% NDs. Well-constituent pair annual alpha = 0.006238. Individual comparison alpha = 0.003124 (1 of 2).

Constituent: Arsenic Analysis Run 5/1/2026 4:21 PM View: Appendix I Intrawell
Plant Bowen Client: Southern Company Data: Bowen LF 3-8

Sanitas™ v.10.1.06e Software licensed to Groundwater Stats Consulting. UG
Hollow symbols indicate censored values.
Within Limit

Prediction Limit

Intrawell Non-parametric

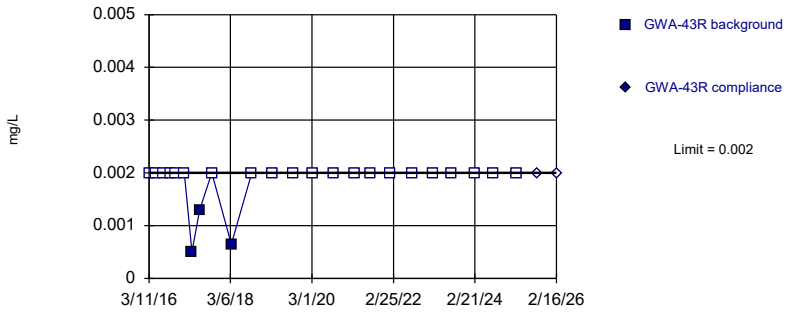

Non-parametric test used in lieu of parametric prediction limit because censored data exceeded 50%. Limit is highest of 24 background values. 87.5% NDs. Well-constituent pair annual alpha = 0.006238. Individual comparison alpha = 0.003124 (1 of 2).

Constituent: Arsenic Analysis Run 5/1/2026 4:21 PM View: Appendix I Intrawell
Plant Bowen Client: Southern Company Data: Bowen LF 3-8

Sanitas™ v.10.1.06e Software licensed to Groundwater Stats Consulting. UG
Hollow symbols indicate censored values.

Within Limit

Prediction Limit

Intrawell Non-parametric

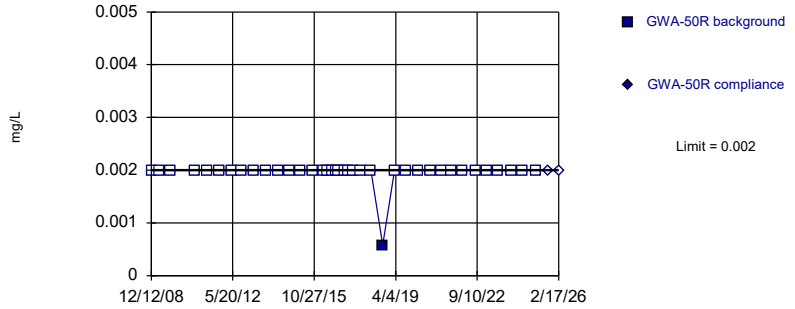

Non-parametric test used in lieu of parametric prediction limit because censored data exceeded 50%. Limit is highest of 38 background values. 97.37% NDs. Well-constituent pair annual alpha = 0.002586. Individual comparison alpha = 0.001294 (1 of 2).

Constituent: Arsenic Analysis Run 5/1/2026 4:21 PM View: Appendix I Intrawell
Plant Bowen Client: Southern Company Data: Bowen LF 3-8

Sanitas™ v.10.1.06e Software licensed to Groundwater Stats Consulting. UG
Hollow symbols indicate censored values.

Within Limit

Prediction Limit

Intrawell Non-parametric

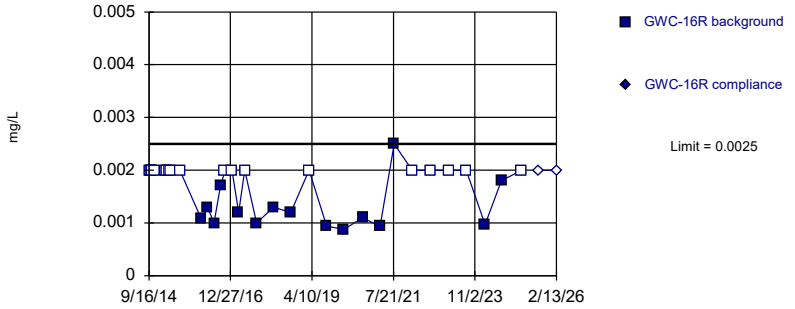

Non-parametric test used in lieu of parametric prediction limit because censored data exceeded 50%. Limit is highest of 33 background values. 54.55% NDs. Well-constituent pair annual alpha = 0.003399. Individual comparison alpha = 0.001701 (1 of 2).

Constituent: Arsenic Analysis Run 5/1/2026 4:21 PM View: Appendix I Intrawell
Plant Bowen Client: Southern Company Data: Bowen LF 3-8

Sanitas™ v.10.1.06e Software licensed to Groundwater Stats Consulting. UG
Hollow symbols indicate censored values.

Within Limit

Prediction Limit

Intrawell Non-parametric

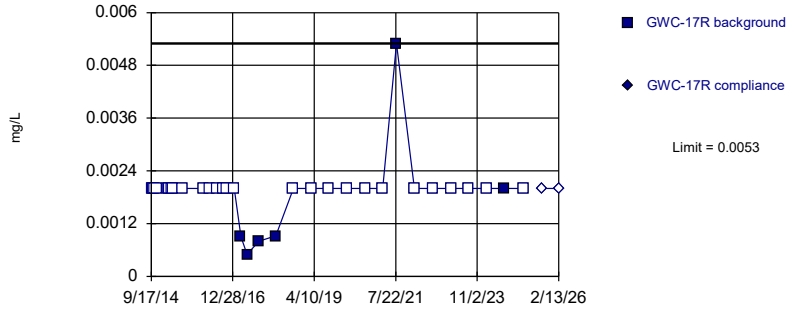

Non-parametric test used in lieu of parametric prediction limit because censored data exceeded 50%. Limit is highest of 33 background values. 81.82% NDs. Well-constituent pair annual alpha = 0.003399. Individual comparison alpha = 0.001701 (1 of 2).

Constituent: Arsenic Analysis Run 5/1/2026 4:21 PM View: Appendix I Intrawell
Plant Bowen Client: Southern Company Data: Bowen LF 3-8

Sanitas™ v.10.1.06e Software licensed to Groundwater Stats Consulting. UG
Hollow symbols indicate censored values.

Within Limit

Prediction Limit

Intrawell Non-parametric

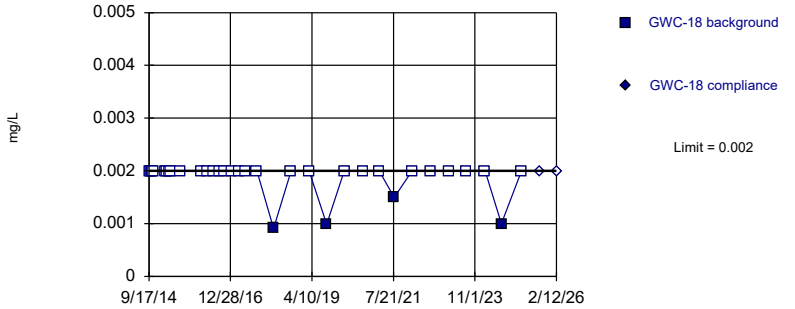

Non-parametric test used in lieu of parametric prediction limit because censored data exceeded 50%. Limit is highest of 33 background values. 87.88% NDs. Well-constituent pair annual alpha = 0.003399. Individual comparison alpha = 0.001701 (1 of 2).

Constituent: Arsenic Analysis Run 5/1/2026 4:21 PM View: Appendix I Intrawell
Plant Bowen Client: Southern Company Data: Bowen LF 3-8

Sanitas™ v.10.1.06e Software licensed to Groundwater Stats Consulting. UG
Hollow symbols indicate censored values.

Within Limit

Prediction Limit

Intrawell Non-parametric

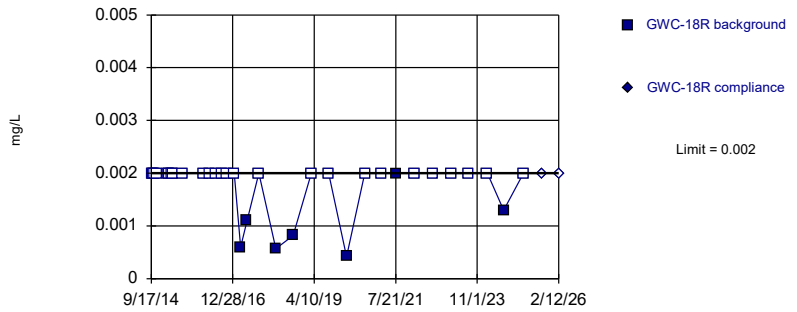

Non-parametric test used in lieu of parametric prediction limit because censored data exceeded 50%. Limit is highest of 33 background values. 78.79% NDs. Well-constituent pair annual alpha = 0.003399. Individual comparison alpha = 0.001701 (1 of 2).

Constituent: Arsenic Analysis Run 5/1/2026 4:21 PM View: Appendix I Intrawell
Plant Bowen Client: Southern Company Data: Bowen LF 3-8

Sanitas™ v.10.1.06e Software licensed to Groundwater Stats Consulting. UG
Hollow symbols indicate censored values.

Within Limit

Prediction Limit

Intrawell Non-parametric

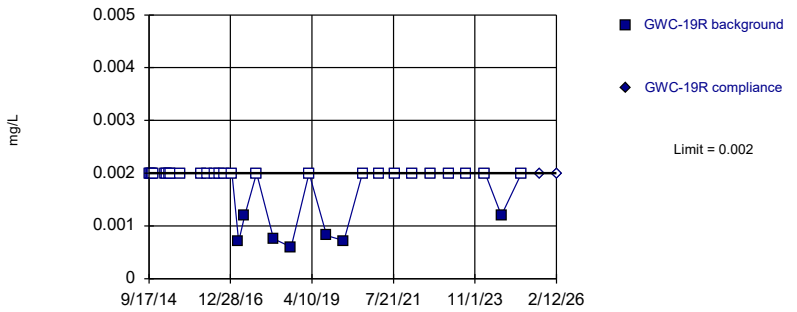

Non-parametric test used in lieu of parametric prediction limit because censored data exceeded 50%. Limit is highest of 33 background values. 78.79% NDs. Well-constituent pair annual alpha = 0.003399. Individual comparison alpha = 0.001701 (1 of 2).

Constituent: Arsenic Analysis Run 5/1/2026 4:21 PM View: Appendix I Intrawell
Plant Bowen Client: Southern Company Data: Bowen LF 3-8

Sanitas™ v.10.1.06e Software licensed to Groundwater Stats Consulting. UG
Hollow symbols indicate censored values.

Within Limit

Prediction Limit

Intrawell Non-parametric

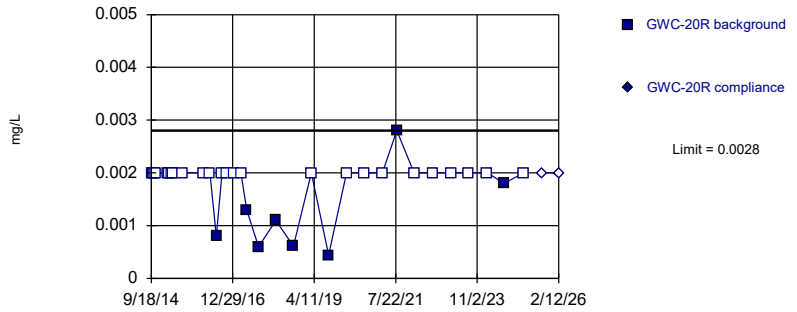

Non-parametric test used in lieu of parametric prediction limit because censored data exceeded 50%. Limit is highest of 33 background values. 75.76% NDs. Well-constituent pair annual alpha = 0.003399. Individual comparison alpha = 0.001701 (1 of 2).

Constituent: Arsenic Analysis Run 5/1/2026 4:21 PM View: Appendix I Intrawell
Plant Bowen Client: Southern Company Data: Bowen LF 3-8

Sanitas™ v.10.1.06e Software licensed to Groundwater Stats Consulting. UG
Hollow symbols indicate censored values.

Within Limit

Prediction Limit

Intrawell Non-parametric

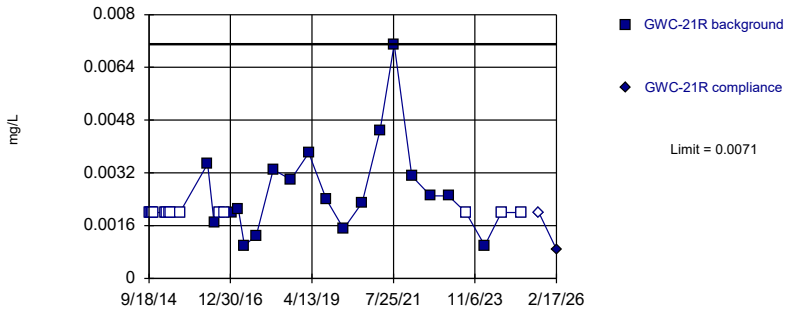

Non-parametric test used in lieu of parametric prediction limit because the Shapiro Wilk normality test showed the data to be non-normal at the 0.01 alpha level. Limit is highest of 32 background values. 43.75% NDs. Well-constituent pair annual alpha = 0.003603. Individual comparison alpha = 0.001803 (1 of 2).

Constituent: Arsenic Analysis Run 5/1/2026 4:21 PM View: Appendix I Intrawell
Plant Bowen Client: Southern Company Data: Bowen LF 3-8

Sanitas™ v.10.1.06e Software licensed to Groundwater Stats Consulting. UG
Hollow symbols indicate censored values.

Within Limit

Prediction Limit

Intrawell Non-parametric

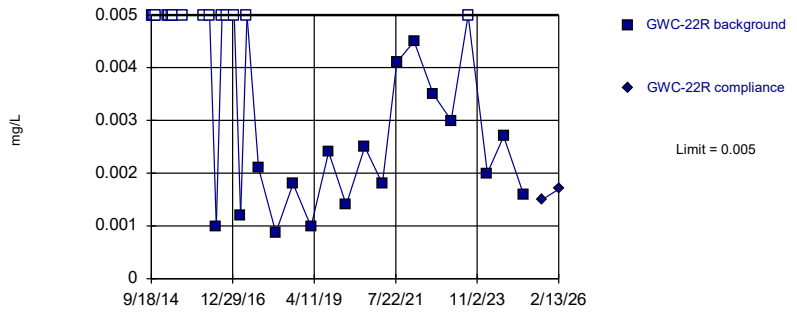

Non-parametric test used in lieu of parametric prediction limit because the Shapiro Wilk normality test showed the data to be non-normal at the 0.01 alpha level. Limit is highest of 33 background values. 48.48% NDs. Well-constituent pair annual alpha = 0.003399. Individual comparison alpha = 0.001701 (1 of 2).

Constituent: Arsenic Analysis Run 5/1/2026 4:21 PM View: Appendix I Intrawell
Plant Bowen Client: Southern Company Data: Bowen LF 3-8

Sanitas™ v.10.1.06e Software licensed to Groundwater Stats Consulting. UG
Hollow symbols indicate censored values.

Within Limit

Prediction Limit

Intrawell Non-parametric

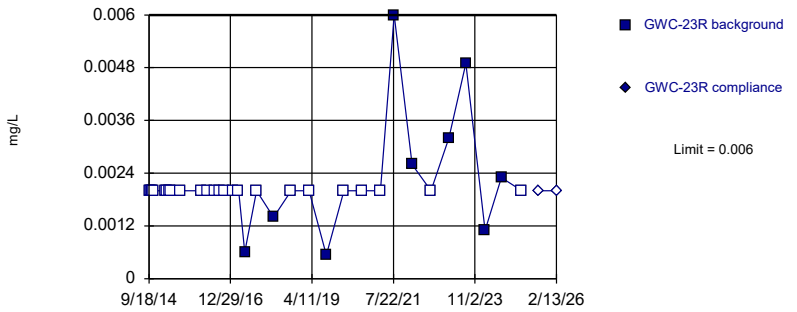

Non-parametric test used in lieu of parametric prediction limit because censored data exceeded 50%. Limit is highest of 33 background values. 72.73% NDs. Well-constituent pair annual alpha = 0.003399. Individual comparison alpha = 0.001701 (1 of 2).

Constituent: Arsenic Analysis Run 5/1/2026 4:21 PM View: Appendix I Intrawell
Plant Bowen Client: Southern Company Data: Bowen LF 3-8

Sanitas™ v.10.1.06e Software licensed to Groundwater Stats Consulting. UG
Hollow symbols indicate censored values.

Within Limit

Prediction Limit

Intrawell Non-parametric

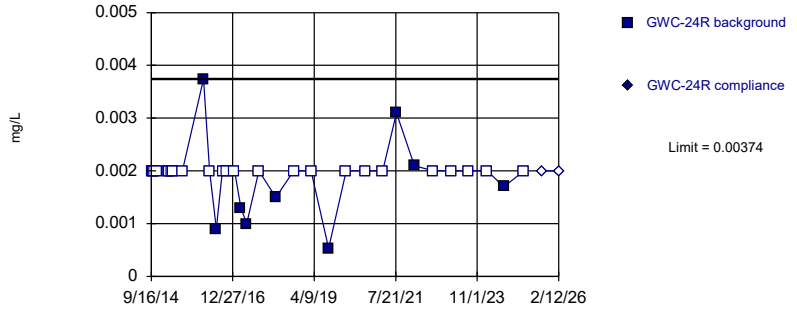

Non-parametric test used in lieu of parametric prediction limit because censored data exceeded 50%. Limit is highest of 33 background values. 72.73% NDs. Well-constituent pair annual alpha = 0.003399. Individual comparison alpha = 0.001701 (1 of 2).

Constituent: Arsenic Analysis Run 5/1/2026 4:21 PM View: Appendix I Intrawell
Plant Bowen Client: Southern Company Data: Bowen LF 3-8

Sanitas™ v.10.1.06e Software licensed to Groundwater Stats Consulting. UG
Hollow symbols indicate censored values.

Within Limit

Prediction Limit

Intrawell Non-parametric

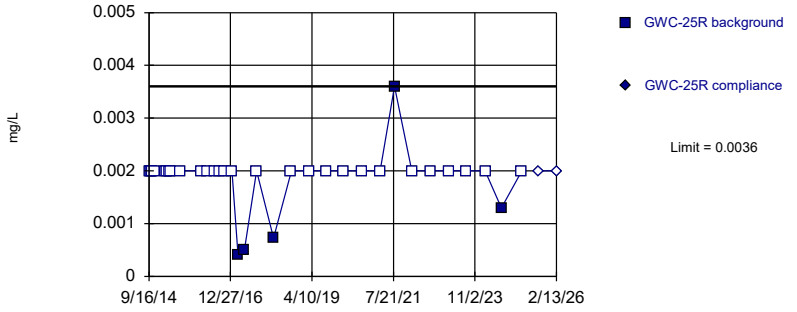

Non-parametric test used in lieu of parametric prediction limit because censored data exceeded 50%. Limit is highest of 33 background values. 84.85% NDs. Well-constituent pair annual alpha = 0.003399. Individual comparison alpha = 0.001701 (1 of 2).

Constituent: Arsenic Analysis Run 5/1/2026 4:21 PM View: Appendix I Intrawell
Plant Bowen Client: Southern Company Data: Bowen LF 3-8

Sanitas™ v.10.1.06e Software licensed to Groundwater Stats Consulting. UG
Hollow symbols indicate censored values.
Within Limit

Prediction Limit

Intrawell Non-parametric

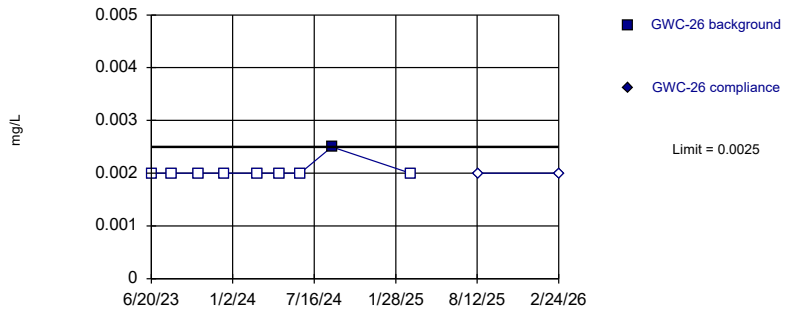

Non-parametric test used in lieu of parametric prediction limit because censored data exceeded 50%. Limit is highest of 9 background values. 88.89% NDs. Well-constituent pair annual alpha = 0.03586. Individual comparison alpha = 0.01809 (1 of 2).

Constituent: Arsenic Analysis Run 5/1/2026 4:21 PM View: Appendix I Intrawell
Plant Bowen Client: Southern Company Data: Bowen LF 3-8

Sanitas™ v.10.1.06e Software licensed to Groundwater Stats Consulting. UG
Hollow symbols indicate censored values.
Within Limit

Prediction Limit

Intrawell Non-parametric

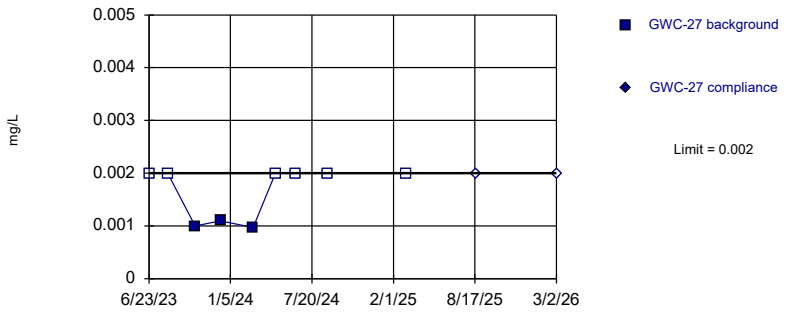

Non-parametric test used in lieu of parametric prediction limit because censored data exceeded 50%. Limit is highest of 9 background values. 66.67% NDs. Well-constituent pair annual alpha = 0.03586. Individual comparison alpha = 0.01809 (1 of 2).

Constituent: Arsenic Analysis Run 5/1/2026 4:22 PM View: Appendix I Intrawell
Plant Bowen Client: Southern Company Data: Bowen LF 3-8

Sanitas™ v.10.1.06e Software licensed to Groundwater Stats Consulting. UG
Hollow symbols indicate censored values.
Within Limit

Prediction Limit

Intrawell Non-parametric

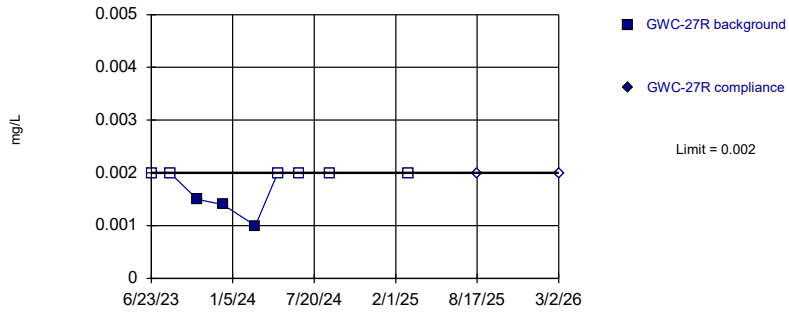

Non-parametric test used in lieu of parametric prediction limit because censored data exceeded 50%. Limit is highest of 9 background values. 66.67% NDs. Well-constituent pair annual alpha = 0.03586. Individual comparison alpha = 0.01809 (1 of 2).

Constituent: Arsenic Analysis Run 5/1/2026 4:22 PM View: Appendix I Intrawell
Plant Bowen Client: Southern Company Data: Bowen LF 3-8

Sanitas™ v.10.1.06e Software licensed to Groundwater Stats Consulting. UG
Hollow symbols indicate censored values.
Within Limit

Prediction Limit

Intrawell Non-parametric

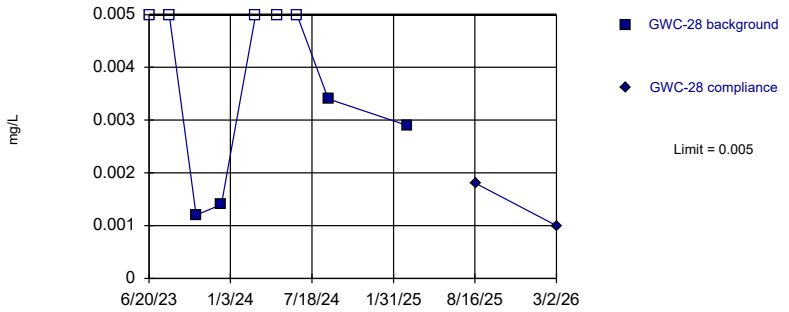

Non-parametric test used in lieu of parametric prediction limit because censored data exceeded 50%. Limit is highest of 9 background values. 55.56% NDs. Well-constituent pair annual alpha = 0.03586. Individual comparison alpha = 0.01809 (1 of 2).

Constituent: Arsenic Analysis Run 5/1/2026 4:22 PM View: Appendix I Intrawell
Plant Bowen Client: Southern Company Data: Bowen LF 3-8

Sanitas™ v.10.1.06e Software licensed to Groundwater Stats Consulting. UG
Hollow symbols indicate censored values.

Within Limit

Prediction Limit

Intrawell Non-parametric

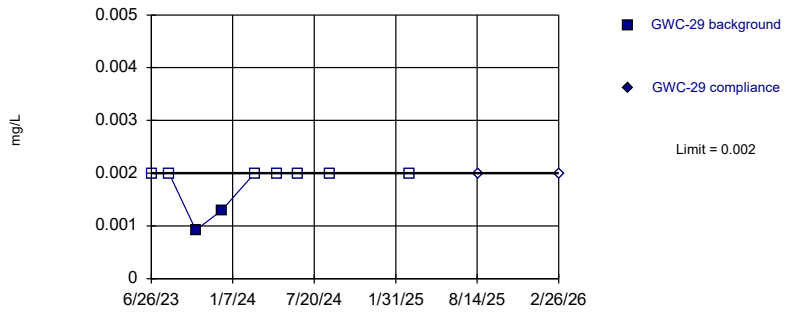

Non-parametric test used in lieu of parametric prediction limit because censored data exceeded 50%. Limit is highest of 9 background values. 77.78% NDs. Well-constituent pair annual alpha = 0.03586. Individual comparison alpha = 0.01809 (1 of 2).

Constituent: Arsenic Analysis Run 5/1/2026 4:22 PM View: Appendix I Intrawell
Plant Bowen Client: Southern Company Data: Bowen LF 3-8

Sanitas™ v.10.1.06e Software licensed to Groundwater Stats Consulting. UG
Hollow symbols indicate censored values.

Within Limit

Prediction Limit

Intrawell Non-parametric

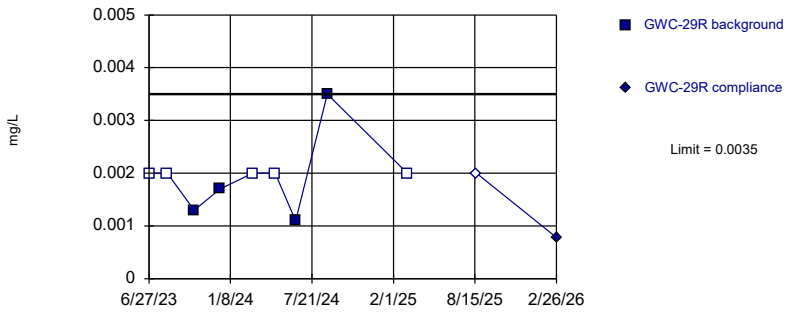

Non-parametric test used in lieu of parametric prediction limit because censored data exceeded 50%. Limit is highest of 9 background values. 55.56% NDs. Well-constituent pair annual alpha = 0.03586. Individual comparison alpha = 0.01809 (1 of 2).

Constituent: Arsenic Analysis Run 5/1/2026 4:22 PM View: Appendix I Intrawell
Plant Bowen Client: Southern Company Data: Bowen LF 3-8

Sanitas™ v.10.1.06e Software licensed to Groundwater Stats Consulting. UG
Hollow symbols indicate censored values.

Within Limit

Prediction Limit

Intrawell Non-parametric

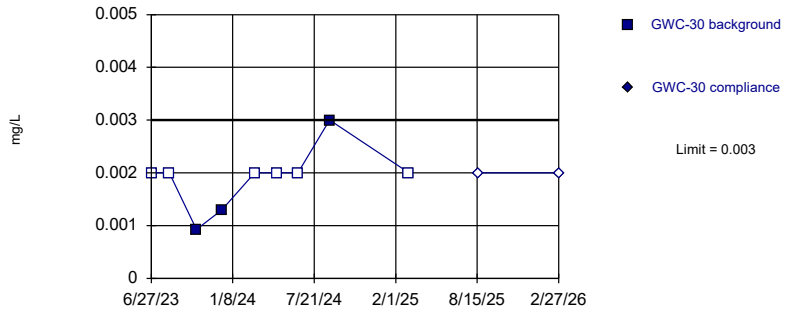

Non-parametric test used in lieu of parametric prediction limit because censored data exceeded 50%. Limit is highest of 9 background values. 66.67% NDs. Well-constituent pair annual alpha = 0.03586. Individual comparison alpha = 0.01809 (1 of 2).

Constituent: Arsenic Analysis Run 5/1/2026 4:22 PM View: Appendix I Intrawell
Plant Bowen Client: Southern Company Data: Bowen LF 3-8

Sanitas™ v.10.1.06e Software licensed to Groundwater Stats Consulting. UG
Hollow symbols indicate censored values.

Within Limit

Prediction Limit

Intrawell Non-parametric

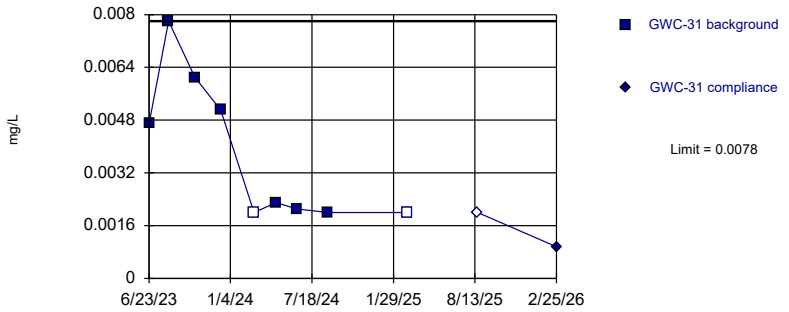

Non-parametric test used in lieu of parametric prediction limit because the Shapiro Wilk normality test showed the data to be non-normal at the 0.1 alpha level. Limit is highest of 9 background values. 22.22% NDs. Well-constituent pair annual alpha = 0.03586. Individual comparison alpha = 0.01809 (1 of 2).

Constituent: Arsenic Analysis Run 5/1/2026 4:22 PM View: Appendix I Intrawell
Plant Bowen Client: Southern Company Data: Bowen LF 3-8

Sanitas™ v.10.1.06e Software licensed to Groundwater Stats Consulting. UG
Hollow symbols indicate censored values.

Within Limit

Prediction Limit

Intrawell Non-parametric

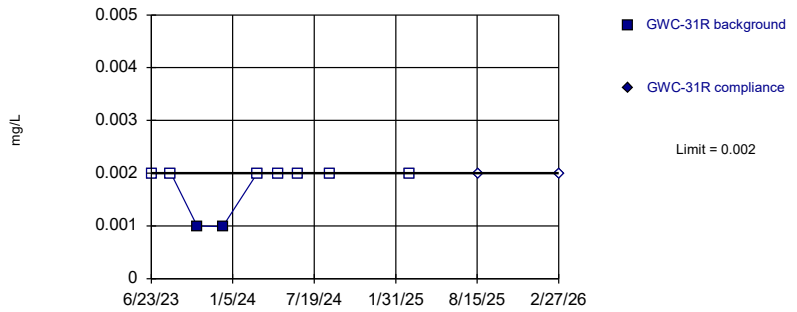

Non-parametric test used in lieu of parametric prediction limit because censored data exceeded 50%. Limit is highest of 9 background values. 77.78% NDs. Well-constituent pair annual alpha = 0.03586. Individual comparison alpha = 0.01809 (1 of 2).

Constituent: Arsenic Analysis Run 5/1/2026 4:22 PM View: Appendix I Intrawell

Plant Bowen Client: Southern Company Data: Bowen LF 3-8

Sanitas™ v.10.1.06e Software licensed to Groundwater Stats Consulting. UG
Hollow symbols indicate censored values.

Within Limit

Prediction Limit

Intrawell Parametric

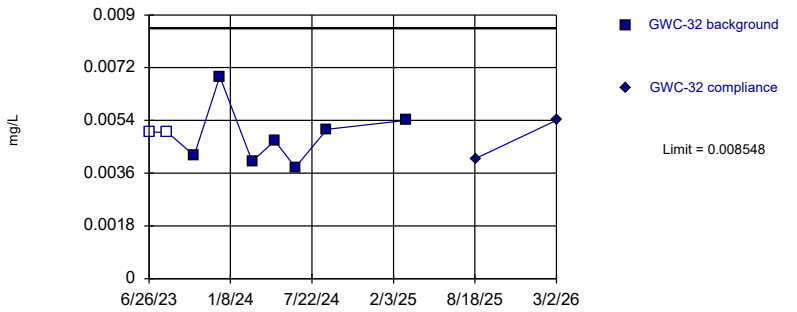

Background Data Summary (after Kaplan-Meier Adjustment): Mean=0.004717, Std. Dev.=0.0009317, n=9, 22.22% NDs. Normality test: Shapiro Wilk @alpha = 0.1, calculated = 0.9007, critical = 0.859. Kappa = 4.112 (c=16, w=30, 1 of 2, event alpha = 0.05132). Report alpha = 0.0001097.

Constituent: Arsenic Analysis Run 5/1/2026 4:22 PM View: Appendix I Intrawell

Plant Bowen Client: Southern Company Data: Bowen LF 3-8

Sanitas™ v.10.1.06e Software licensed to Groundwater Stats Consulting. UG
Hollow symbols indicate censored values.

Within Limit

Prediction Limit

Intrawell Non-parametric

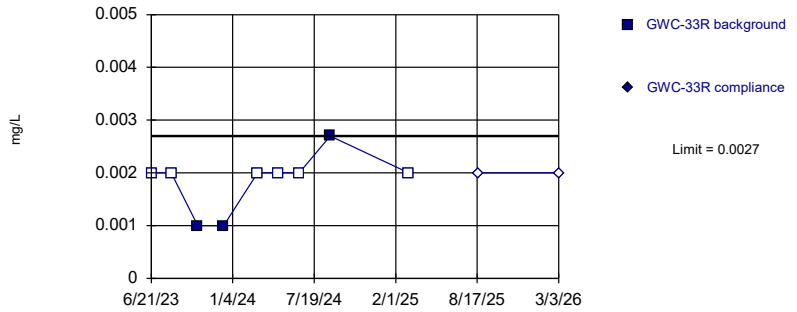

Non-parametric test used in lieu of parametric prediction limit because censored data exceeded 50%. Limit is highest of 9 background values. 66.67% NDs. Well-constituent pair annual alpha = 0.03586. Individual comparison alpha = 0.01809 (1 of 2).

Constituent: Arsenic Analysis Run 5/1/2026 4:22 PM View: Appendix I Intrawell

Plant Bowen Client: Southern Company Data: Bowen LF 3-8

Sanitas™ v.10.1.06e Software licensed to Groundwater Stats Consulting. UG
Hollow symbols indicate censored values.

Within Limit

Prediction Limit

Intrawell Non-parametric

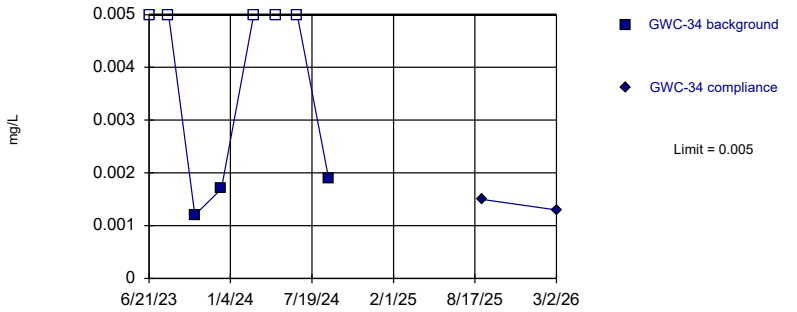

Non-parametric test used in lieu of parametric prediction limit because censored data exceeded 50%. Limit is highest of 8 background values. 62.5% NDs. Well-constituent pair annual alpha = 0.04242. Individual comparison alpha = 0.02144 (1 of 2).

Constituent: Arsenic Analysis Run 5/1/2026 4:22 PM View: Appendix I Intrawell

Plant Bowen Client: Southern Company Data: Bowen LF 3-8

Sanitas™ v.10.1.06e Software licensed to Groundwater Stats Consulting. UG
Hollow symbols indicate censored values.

Within Limit

Prediction Limit

Intrawell Non-parametric

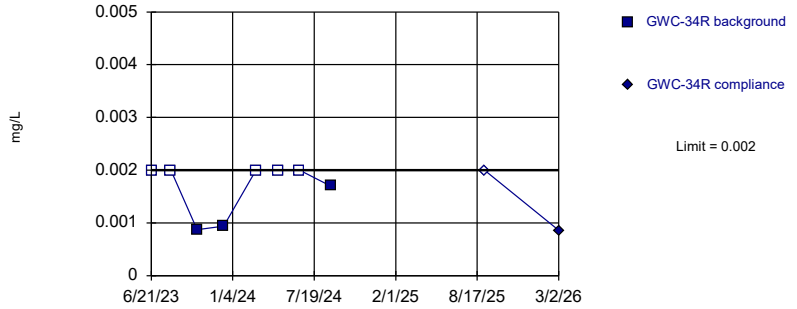

Non-parametric test used in lieu of parametric prediction limit because censored data exceeded 50%. Limit is highest of 8 background values. 62.5% NDs. Well-constituent pair annual alpha = 0.04242. Individual comparison alpha = 0.02144 (1 of 2).

Constituent: Arsenic Analysis Run 5/1/2026 4:22 PM View: Appendix I Intrawell

Plant Bowen Client: Southern Company Data: Bowen LF 3-8

Sanitas™ v.10.1.06e Software licensed to Groundwater Stats Consulting. UG
Hollow symbols indicate censored values.

Within Limit

Prediction Limit

Intrawell Non-parametric

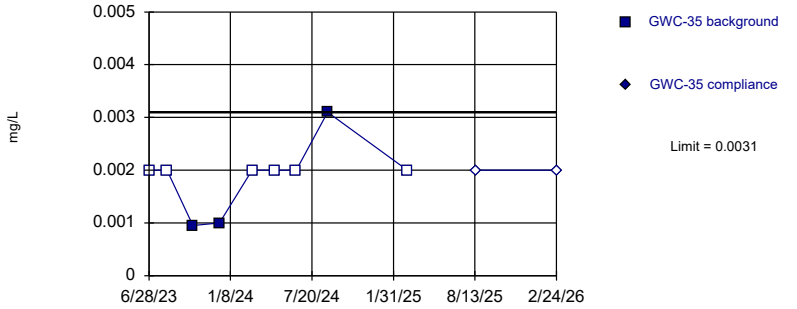

Non-parametric test used in lieu of parametric prediction limit because censored data exceeded 50%. Limit is highest of 9 background values. 66.67% NDs. Well-constituent pair annual alpha = 0.03586. Individual comparison alpha = 0.01809 (1 of 2).

Constituent: Arsenic Analysis Run 5/1/2026 4:22 PM View: Appendix I Intrawell

Plant Bowen Client: Southern Company Data: Bowen LF 3-8

Sanitas™ v.10.1.06e Software licensed to Groundwater Stats Consulting. UG
Hollow symbols indicate censored values.

Within Limit

Prediction Limit

Intrawell Non-parametric

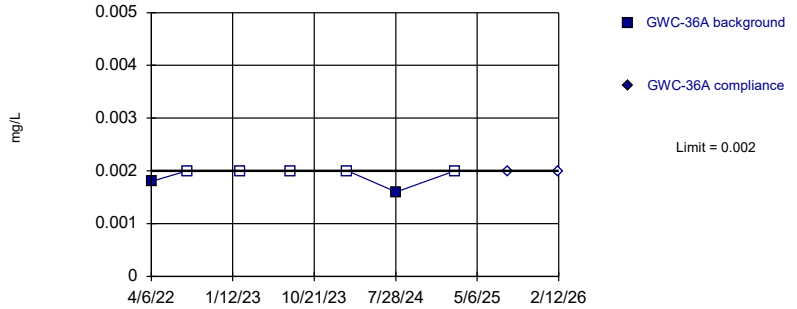

Non-parametric test used in lieu of parametric prediction limit because censored data exceeded 50%. Limit is highest of 7 background values. 71.43% NDs. Well-constituent pair annual alpha = 0.05455. Individual comparison alpha = 0.02765 (1 of 2).

Constituent: Arsenic Analysis Run 5/1/2026 4:22 PM View: Appendix I Intrawell

Plant Bowen Client: Southern Company Data: Bowen LF 3-8

Sanitas™ v.10.1.06e Software licensed to Groundwater Stats Consulting. UG
Hollow symbols indicate censored values.

Within Limit

Prediction Limit

Intrawell Non-parametric

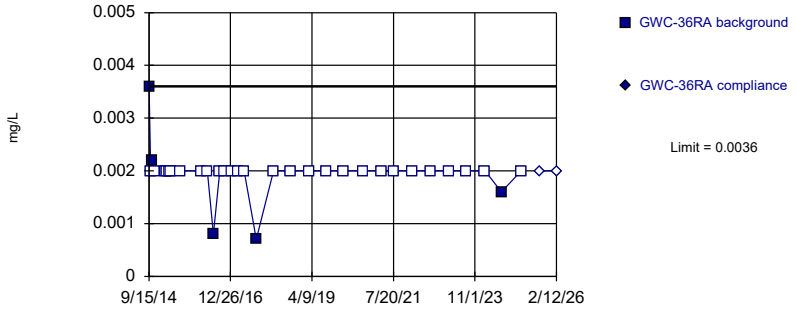

Non-parametric test used in lieu of parametric prediction limit because censored data exceeded 50%. Limit is highest of 33 background values. 84.85% NDs. Well-constituent pair annual alpha = 0.003399. Individual comparison alpha = 0.001701 (1 of 2).

Constituent: Arsenic Analysis Run 5/1/2026 4:22 PM View: Appendix I Intrawell

Plant Bowen Client: Southern Company Data: Bowen LF 3-8

Sanitas™ v.10.1.06e Software licensed to Groundwater Stats Consulting. UG
Hollow symbols indicate censored values.

Within Limit

Prediction Limit

Intrawell Non-parametric

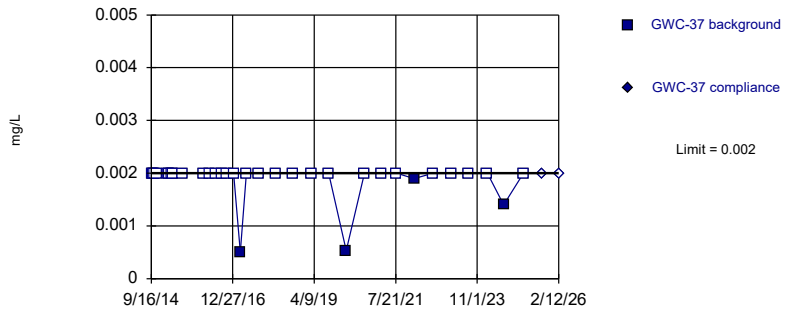

Non-parametric test used in lieu of parametric prediction limit because censored data exceeded 50%. Limit is highest of 33 background values. 87.88% NDs. Well-constituent pair annual alpha = 0.003399. Individual comparison alpha = 0.001701 (1 of 2).

Constituent: Arsenic Analysis Run 5/1/2026 4:22 PM View: Appendix I Intrawell
Plant Bowen Client: Southern Company Data: Bowen LF 3-8

Sanitas™ v.10.1.06e Software licensed to Groundwater Stats Consulting. UG
Hollow symbols indicate censored values.

Within Limit

Prediction Limit

Intrawell Non-parametric

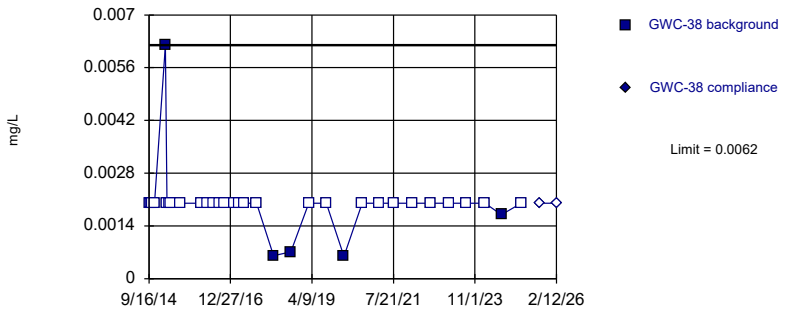

Non-parametric test used in lieu of parametric prediction limit because censored data exceeded 50%. Limit is highest of 33 background values. 84.85% NDs. Well-constituent pair annual alpha = 0.003399. Individual comparison alpha = 0.001701 (1 of 2).

Constituent: Arsenic Analysis Run 5/1/2026 4:22 PM View: Appendix I Intrawell
Plant Bowen Client: Southern Company Data: Bowen LF 3-8

Sanitas™ v.10.1.06e Software licensed to Groundwater Stats Consulting. UG
Hollow symbols indicate censored values.

Within Limit

Prediction Limit

Intrawell Non-parametric

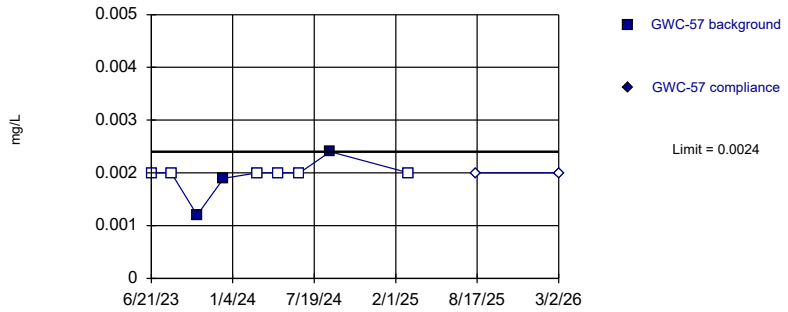

Non-parametric test used in lieu of parametric prediction limit because censored data exceeded 50%. Limit is highest of 9 background values. 66.67% NDs. Well-constituent pair annual alpha = 0.03586. Individual comparison alpha = 0.01809 (1 of 2).

Constituent: Arsenic Analysis Run 5/1/2026 4:22 PM View: Appendix I Intrawell
Plant Bowen Client: Southern Company Data: Bowen LF 3-8

Sanitas™ v.10.1.06e Software licensed to Groundwater Stats Consulting. UG

Within Limit

Prediction Limit

Intrawell Parametric

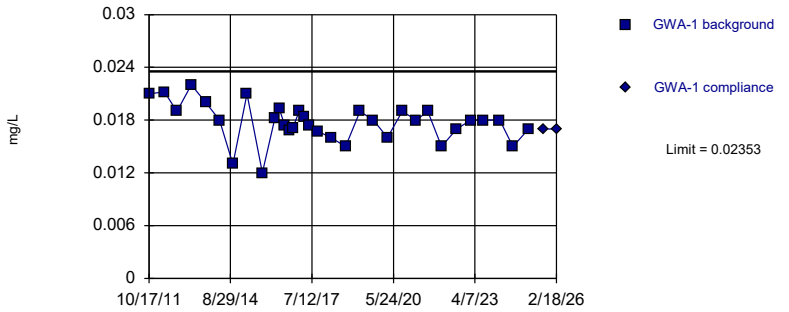

Background Data Summary: Mean=0.01774, Std. Dev.=0.002205, n=33. Normality test: Shapiro Wilk @alpha = 0.01, calculated = 0.9632, critical = 0.906. Kappa = 2.624 (c=16, w=30, 1 of 2, event alpha = 0.05132). Report alpha = 0.0001097.

Constituent: Barium Analysis Run 5/1/2026 4:22 PM View: Appendix I Intrawell
Plant Bowen Client: Southern Company Data: Bowen LF 3-8

Sanitas™ v.10.1.06e Software licensed to Groundwater Stats Consulting. UG

Within Limit

Prediction Limit

Intrawell Parametric

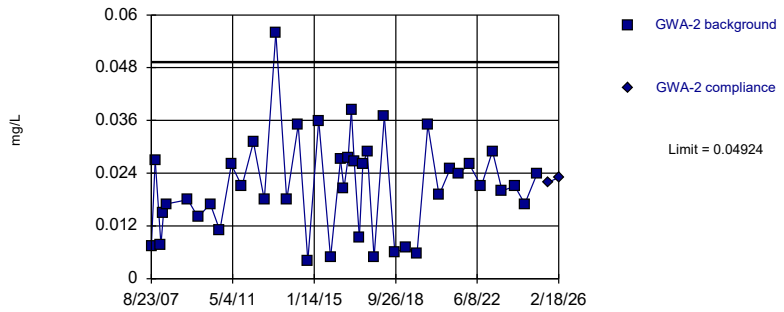

Background Data Summary: Mean=0.02117, Std. Dev.=0.01104, n=43. Normality test: Shapiro Wilk @alpha = 0.01, calculated = 0.9527, critical = 0.923. Kappa = 2.544 (c=16, w=30, 1 of 2, event alpha = 0.05132). Report alpha = 0.0001097.

Constituent: Barium Analysis Run 5/1/2026 4:22 PM View: Appendix I Intrawell

Plant Bowen Client: Southern Company Data: Bowen LF 3-8

Sanitas™ v.10.1.06e Software licensed to Groundwater Stats Consulting. UG

Within Limit

Prediction Limit

Intrawell Parametric

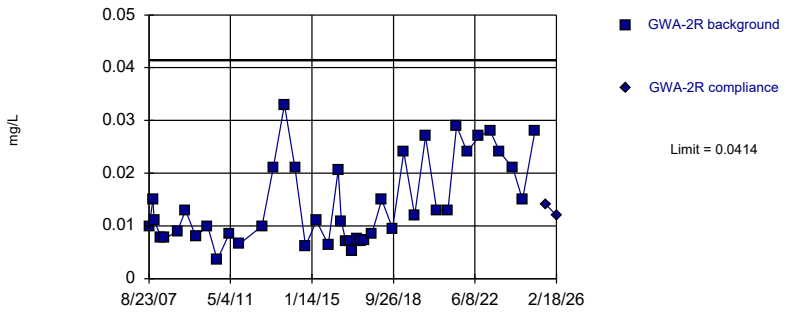

Background Data Summary (based on cube root transformation): Mean=0.234, Std. Dev.=0.04401, n=43. Normality test: Shapiro Wilk @alpha = 0.01, calculated = 0.9242, critical = 0.923. Kappa = 2.544 (c=16, w=30, 1 of 2, event alpha = 0.05132). Report alpha = 0.0001097.

Constituent: Barium Analysis Run 5/1/2026 4:22 PM View: Appendix I Intrawell

Plant Bowen Client: Southern Company Data: Bowen LF 3-8

Sanitas™ v.10.1.06e Software licensed to Groundwater Stats Consulting. UG

Within Limit

Prediction Limit

Intrawell Parametric

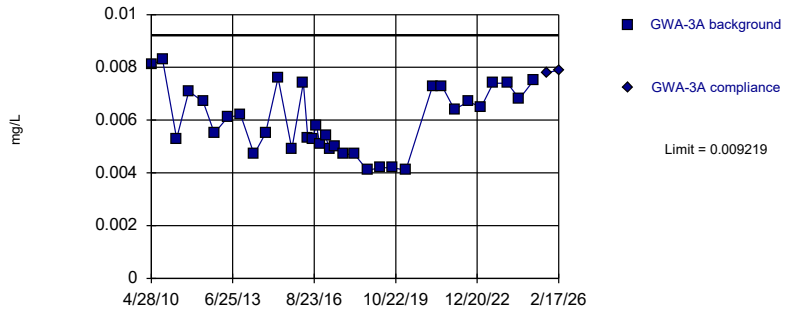

Background Data Summary: Mean=0.005987, Std. Dev.=0.001242, n=35. Normality test: Shapiro Wilk @alpha = 0.01, calculated = 0.9363, critical = 0.91. Kappa = 2.602 (c=16, w=30, 1 of 2, event alpha = 0.05132). Report alpha = 0.0001097.

Constituent: Barium Analysis Run 5/1/2026 4:22 PM View: Appendix I Intrawell

Plant Bowen Client: Southern Company Data: Bowen LF 3-8

Sanitas™ v.10.1.06e Software licensed to Groundwater Stats Consulting. UG

Within Limit

Prediction Limit

Intrawell Parametric

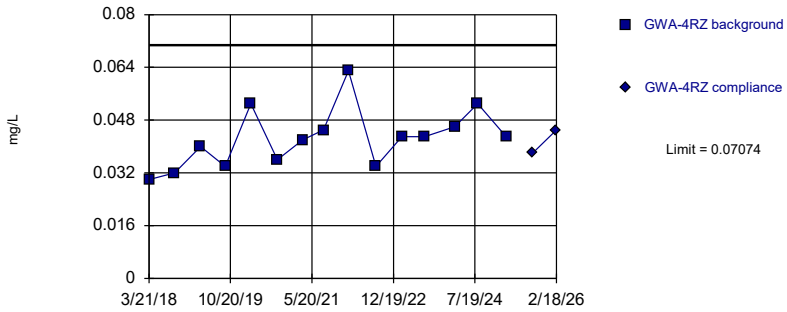

Background Data Summary: Mean=0.04247, Std. Dev.=0.008943, n=15. Normality test: Shapiro Wilk @alpha = 0.05, calculated = 0.9408, critical = 0.881. Kappa = 3.162 (c=16, w=30, 1 of 2, event alpha = 0.05132). Report alpha = 0.0001097.

Constituent: Barium Analysis Run 5/1/2026 4:22 PM View: Appendix I Intrawell

Plant Bowen Client: Southern Company Data: Bowen LF 3-8

Sanitas™ v.10.1.06e Software licensed to Groundwater Stats Consulting. UG

Within Limit

Prediction Limit

Intrawell Non-parametric

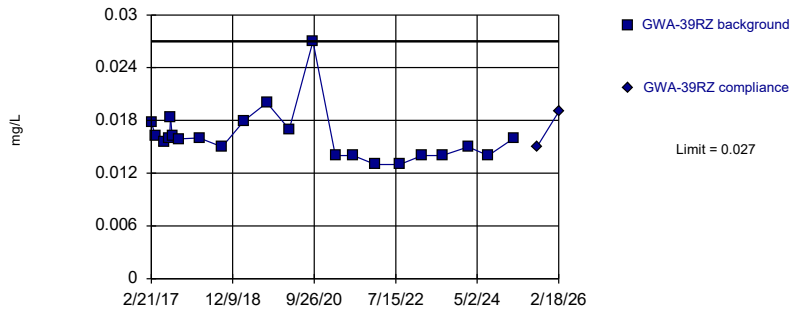

Non-parametric test used in lieu of parametric prediction limit because the Shapiro Wilk normality test showed the data to be non-normal at the 0.01 alpha level. Limit is highest of 22 background values. Well-constituent pair annual alpha = 0.007401. Individual comparison alpha = 0.003707 (1 of 2).

Constituent: Barium Analysis Run 5/1/2026 4:22 PM View: Appendix I Intrawell
Plant Bowen Client: Southern Company Data: Bowen LF 3-8

Sanitas™ v.10.1.06e Software licensed to Groundwater Stats Consulting. UG

Within Limit

Prediction Limit

Intrawell Parametric

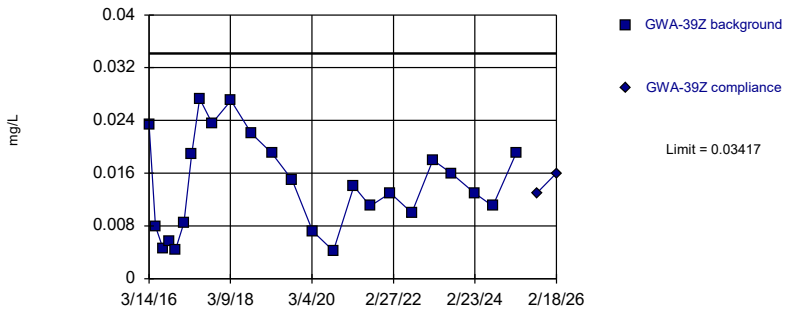

Background Data Summary: Mean=0.01431, Std. Dev.=0.007165, n=24. Normality test: Shapiro Wilk @alpha = 0.01, calculated = 0.9503, critical = 0.884. Kappa = 2.772 (c=16, w=30, 1 of 2, event alpha = 0.05132). Report alpha = 0.0001097.

Constituent: Barium Analysis Run 5/1/2026 4:22 PM View: Appendix I Intrawell
Plant Bowen Client: Southern Company Data: Bowen LF 3-8

Sanitas™ v.10.1.06e Software licensed to Groundwater Stats Consulting. UG

Within Limit

Prediction Limit

Intrawell Parametric

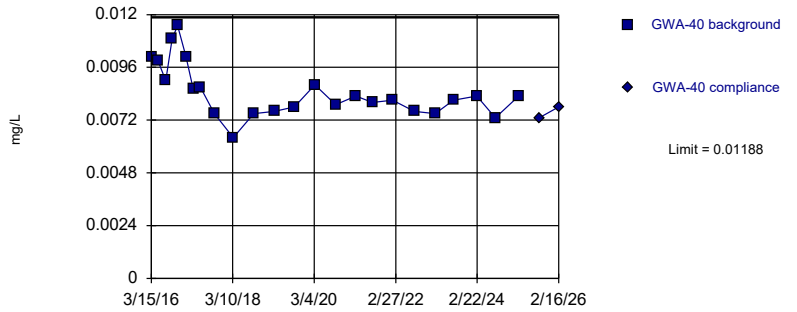

Background Data Summary: Mean=0.008493, Std. Dev.=0.001221, n=24. Normality test: Shapiro Wilk @alpha = 0.01, calculated = 0.9127, critical = 0.884. Kappa = 2.772 (c=16, w=30, 1 of 2, event alpha = 0.05132). Report alpha = 0.0001097.

Constituent: Barium Analysis Run 5/1/2026 4:22 PM View: Appendix I Intrawell
Plant Bowen Client: Southern Company Data: Bowen LF 3-8

Sanitas™ v.10.1.06e Software licensed to Groundwater Stats Consulting. UG

Within Limit

Prediction Limit

Intrawell Parametric

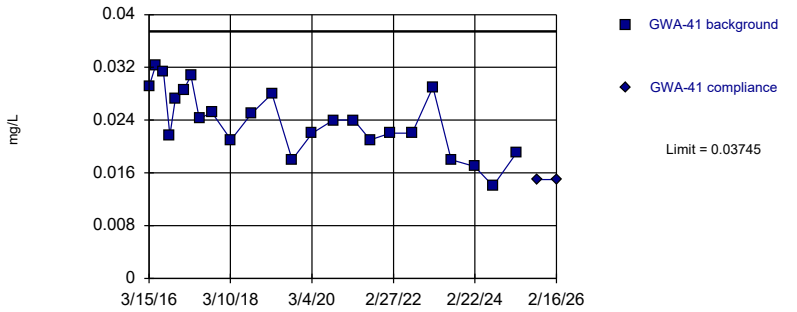

Background Data Summary: Mean=0.02393, Std. Dev.=0.004879, n=24. Normality test: Shapiro Wilk @alpha = 0.01, calculated = 0.9734, critical = 0.884. Kappa = 2.772 (c=16, w=30, 1 of 2, event alpha = 0.05132). Report alpha = 0.0001097.

Constituent: Barium Analysis Run 5/1/2026 4:22 PM View: Appendix I Intrawell
Plant Bowen Client: Southern Company Data: Bowen LF 3-8

Sanitas™ v.10.1.06e Software licensed to Groundwater Stats Consulting. UG

Within Limit

Prediction Limit

Intrawell Parametric

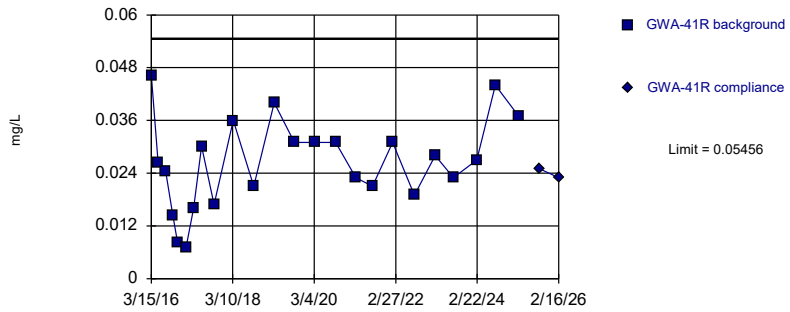

Background Data Summary: Mean=0.02636, Std. Dev.=0.01017, n=24. Normality test: Shapiro Wilk @alpha = 0.01, calculated = 0.9818, critical = 0.884. Kappa = 2.772 (c=16, w=30, 1 of 2, event alpha = 0.05132). Report alpha = 0.0001097.

Constituent: Barium Analysis Run 5/1/2026 4:22 PM View: Appendix I Intrawell

Plant Bowen Client: Southern Company Data: Bowen LF 3-8

Sanitas™ v.10.1.06e Software licensed to Groundwater Stats Consulting. UG

Within Limit

Prediction Limit

Intrawell Parametric

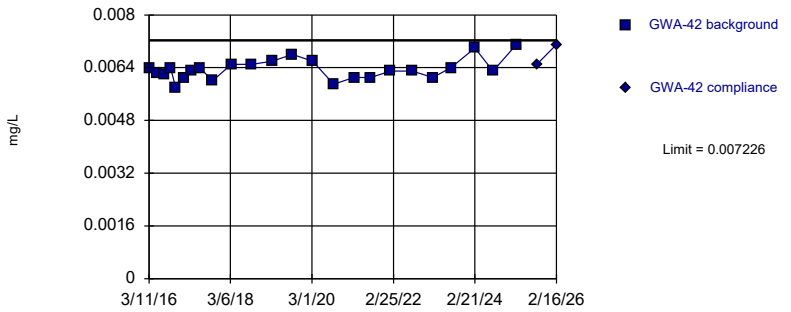

Background Data Summary: Mean=0.00635, Std. Dev.=0.0003158, n=24. Normality test: Shapiro Wilk @alpha = 0.01, calculated = 0.9538, critical = 0.884. Kappa = 2.772 (c=16, w=30, 1 of 2, event alpha = 0.05132). Report alpha = 0.0001097.

Constituent: Barium Analysis Run 5/1/2026 4:22 PM View: Appendix I Intrawell

Plant Bowen Client: Southern Company Data: Bowen LF 3-8

Sanitas™ v.10.1.06e Software licensed to Groundwater Stats Consulting. UG

Within Limit

Prediction Limit

Intrawell Parametric

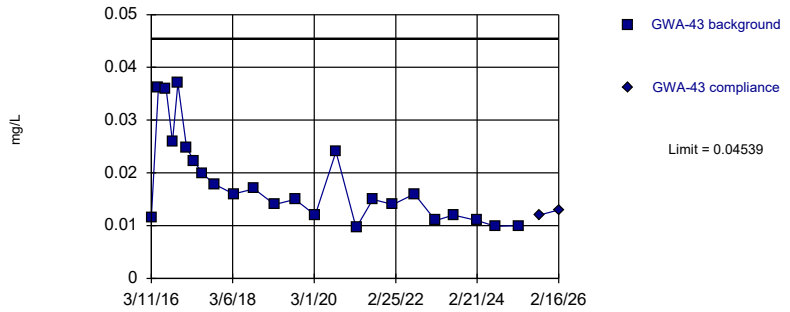

Background Data Summary (based on square root transformation): Mean=0.132, Std. Dev.=0.02924, n=24. Normality test: Shapiro Wilk @alpha = 0.01, calculated = 0.8879, critical = 0.884. Kappa = 2.772 (c=16, w=30, 1 of 2, event alpha = 0.05132). Report alpha = 0.0001097.

Constituent: Barium Analysis Run 5/1/2026 4:22 PM View: Appendix I Intrawell

Plant Bowen Client: Southern Company Data: Bowen LF 3-8

Sanitas™ v.10.1.06e Software licensed to Groundwater Stats Consulting. UG

Within Limit

Prediction Limit

Intrawell Parametric

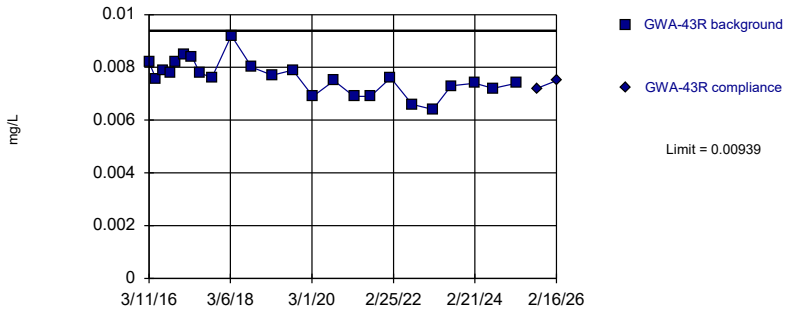

Background Data Summary: Mean=0.007619, Std. Dev.=0.000639, n=24. Normality test: Shapiro Wilk @alpha = 0.01, calculated = 0.9831, critical = 0.884. Kappa = 2.772 (c=16, w=30, 1 of 2, event alpha = 0.05132). Report alpha = 0.0001097.

Constituent: Barium Analysis Run 5/1/2026 4:22 PM View: Appendix I Intrawell

Plant Bowen Client: Southern Company Data: Bowen LF 3-8

Sanitas™ v.10.1.06e Software licensed to Groundwater Stats Consulting. UG

Within Limit

Prediction Limit

Intrawell Parametric

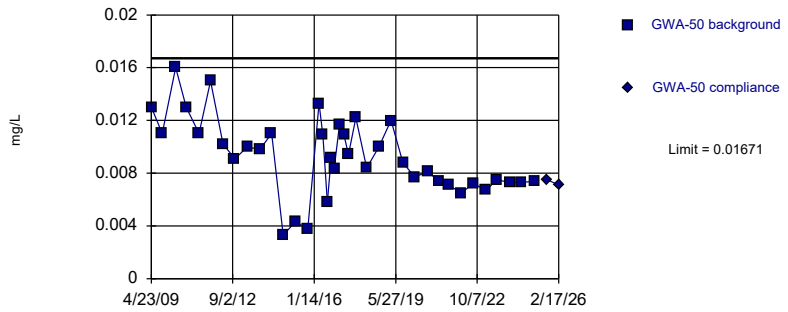

Background Data Summary: Mean=0.009253, Std. Dev.=0.002894, n=38. Normality test: Shapiro Wilk @alpha = 0.01, calculated = 0.9818, critical = 0.916. Kappa = 2.578 (c=16, w=30, 1 of 2, event alpha = 0.05132). Report alpha = 0.0001097.

Constituent: Barium Analysis Run 5/1/2026 4:22 PM View: Appendix I Intrawell
Plant Bowen Client: Southern Company Data: Bowen LF 3-8

Sanitas™ v.10.1.06e Software licensed to Groundwater Stats Consulting. UG

Within Limit

Prediction Limit

Intrawell Non-parametric

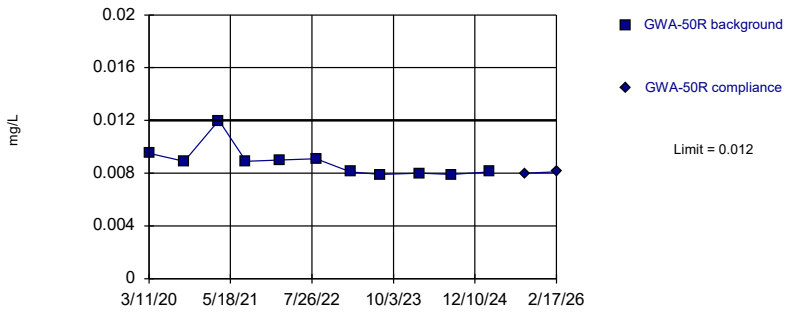

Non-parametric test used in lieu of parametric prediction limit because the Shapiro Wilk normality test showed the data to be non-normal at the 0.05 alpha level. Limit is highest of 11 background values. Well-constituent pair annual alpha = 0.02537. Individual comparison alpha = 0.01276 (1 of 2).

Constituent: Barium Analysis Run 5/1/2026 4:22 PM View: Appendix I Intrawell
Plant Bowen Client: Southern Company Data: Bowen LF 3-8

Sanitas™ v.10.1.06e Software licensed to Groundwater Stats Consulting. UG

Within Limit

Prediction Limit

Intrawell Parametric

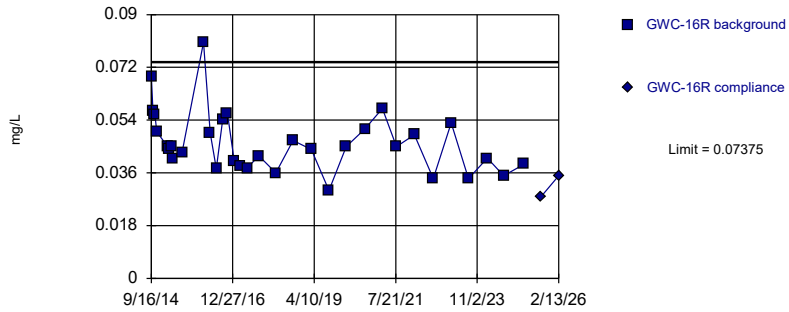

Background Data Summary: Mean=0.04626, Std. Dev.=0.01048, n=33. Normality test: Shapiro Wilk @alpha = 0.01, calculated = 0.9178, critical = 0.906. Kappa = 2.624 (c=16, w=30, 1 of 2, event alpha = 0.05132). Report alpha = 0.0001097.

Constituent: Barium Analysis Run 5/1/2026 4:22 PM View: Appendix I Intrawell
Plant Bowen Client: Southern Company Data: Bowen LF 3-8

Sanitas™ v.10.1.06e Software licensed to Groundwater Stats Consulting. UG

Within Limit

Prediction Limit

Intrawell Parametric

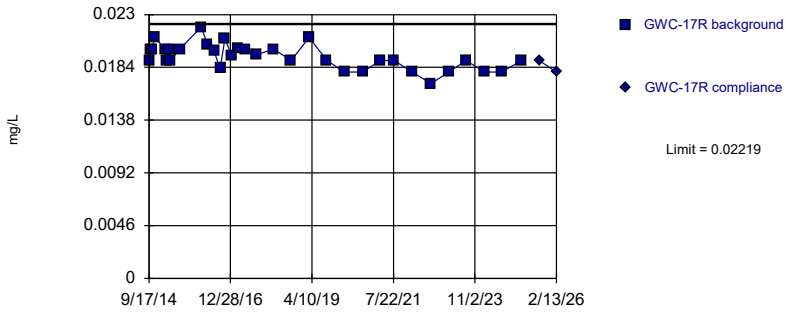

Background Data Summary: Mean=0.01934, Std. Dev.=0.001086, n=33. Normality test: Shapiro Wilk @alpha = 0.01, calculated = 0.9598, critical = 0.906. Kappa = 2.624 (c=16, w=30, 1 of 2, event alpha = 0.05132). Report alpha = 0.0001097.

Constituent: Barium Analysis Run 5/1/2026 4:22 PM View: Appendix I Intrawell
Plant Bowen Client: Southern Company Data: Bowen LF 3-8

Sanitas™ v.10.1.06e Software licensed to Groundwater Stats Consulting. UG

Within Limit

Prediction Limit

Intrawell Parametric

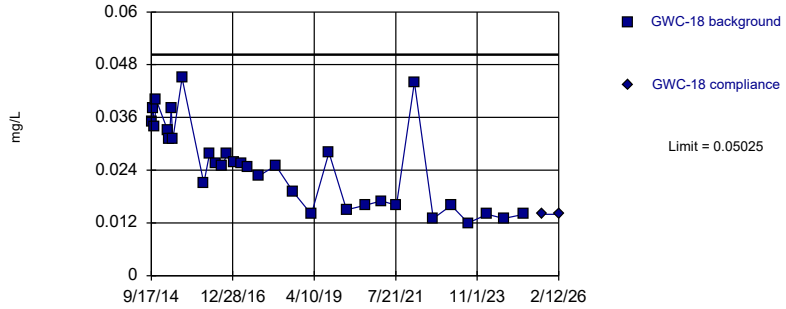

Background Data Summary: Mean=0.02505, Std. Dev.=0.009601, n=33. Normality test: Shapiro Wilk @alpha = 0.01, calculated = 0.932, critical = 0.906. Kappa = 2.624 (c=16, w=30, 1 of 2, event alpha = 0.05132). Report alpha = 0.0001097.

Constituent: Barium Analysis Run 5/1/2026 4:22 PM View: Appendix I Intrawell

Plant Bowen Client: Southern Company Data: Bowen LF 3-8

Sanitas™ v.10.1.06e Software licensed to Groundwater Stats Consulting. UG

Within Limit

Prediction Limit

Intrawell Non-parametric

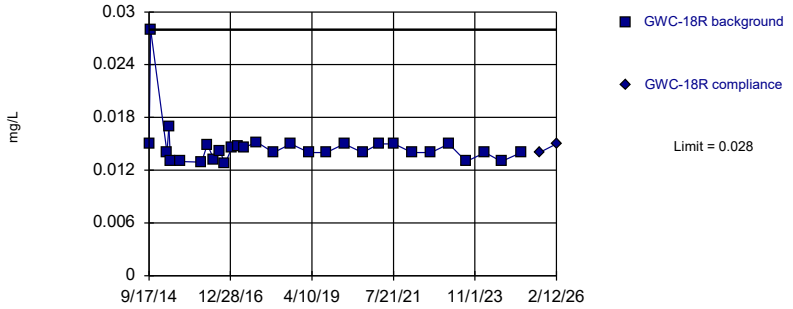

Non-parametric test used in lieu of parametric prediction limit because the Shapiro Wilk normality test showed the data to be non-normal at the 0.01 alpha level. Limit is highest of 30 background values. Well-constituent pair annual alpha = 0.004011. Individual comparison alpha = 0.002008 (1 of 2).

Constituent: Barium Analysis Run 5/1/2026 4:22 PM View: Appendix I Intrawell

Plant Bowen Client: Southern Company Data: Bowen LF 3-8

Sanitas™ v.10.1.06e Software licensed to Groundwater Stats Consulting. UG

Within Limit

Prediction Limit

Intrawell Parametric

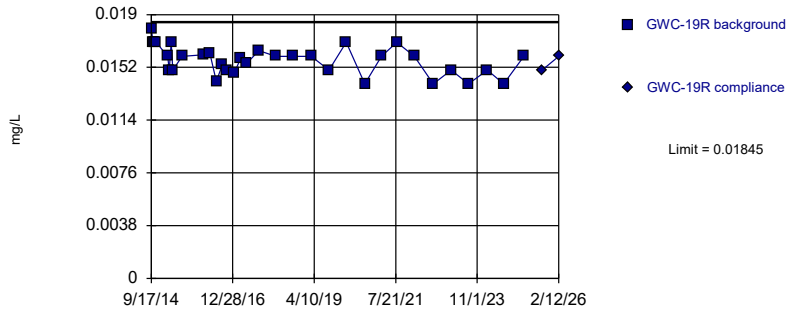

Background Data Summary: Mean=0.01571, Std. Dev.=0.001042, n=33. Normality test: Shapiro Wilk @alpha = 0.01, calculated = 0.9367, critical = 0.906. Kappa = 2.624 (c=16, w=30, 1 of 2, event alpha = 0.05132). Report alpha = 0.0001097.

Constituent: Barium Analysis Run 5/1/2026 4:22 PM View: Appendix I Intrawell

Plant Bowen Client: Southern Company Data: Bowen LF 3-8

Sanitas™ v.10.1.06e Software licensed to Groundwater Stats Consulting. UG

Exceeds Limit

Prediction Limit

Intrawell Parametric

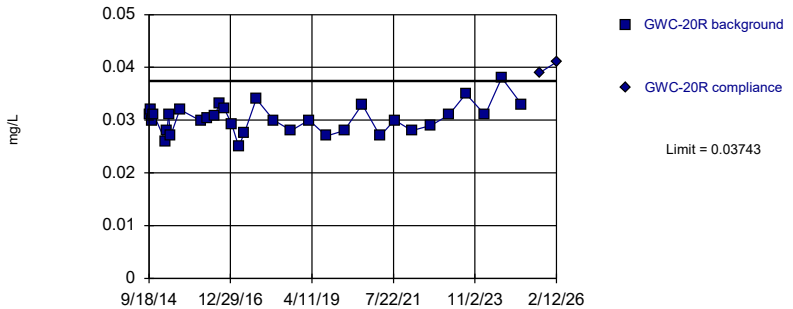

Background Data Summary: Mean=0.03024, Std. Dev.=0.002741, n=33. Normality test: Shapiro Wilk @alpha = 0.01, calculated = 0.9735, critical = 0.906. Kappa = 2.624 (c=16, w=30, 1 of 2, event alpha = 0.05132). Report alpha = 0.0001097.

Constituent: Barium Analysis Run 5/1/2026 4:22 PM View: Appendix I Intrawell

Plant Bowen Client: Southern Company Data: Bowen LF 3-8

Sanitas™ v.10.1.06e Software licensed to Groundwater Stats Consulting. UG

Within Limit

Prediction Limit

Intrawell Parametric

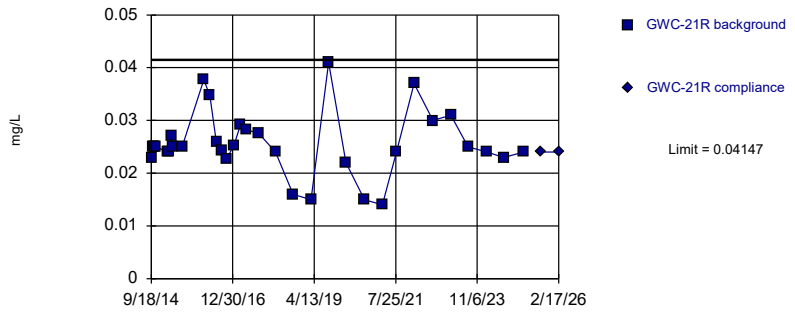

Background Data Summary: Mean=0.02556, Std. Dev.=0.006063, n=33. Normality test: Shapiro Wilk @alpha = 0.01, calculated = 0.9067, critical = 0.906. Kappa = 2.624 (c=16, w=30, 1 of 2, event alpha = 0.05132). Report alpha = 0.0001097.

Constituent: Barium Analysis Run 5/1/2026 4:22 PM View: Appendix I Intrawell

Plant Bowen Client: Southern Company Data: Bowen LF 3-8

Sanitas™ v.10.1.06e Software licensed to Groundwater Stats Consulting. UG

Within Limit

Prediction Limit

Intrawell Parametric

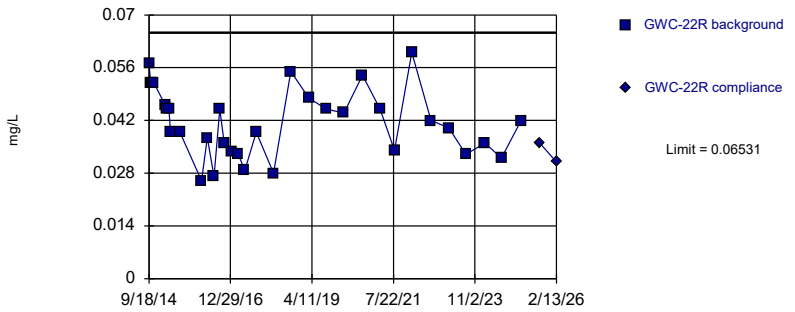

Background Data Summary: Mean=0.04154, Std. Dev.=0.009059, n=33. Normality test: Shapiro Wilk @alpha = 0.01, calculated = 0.9689, critical = 0.906. Kappa = 2.624 (c=16, w=30, 1 of 2, event alpha = 0.05132). Report alpha = 0.0001097.

Constituent: Barium Analysis Run 5/1/2026 4:22 PM View: Appendix I Intrawell

Plant Bowen Client: Southern Company Data: Bowen LF 3-8

Sanitas™ v.10.1.06e Software licensed to Groundwater Stats Consulting. UG

Within Limit

Prediction Limit

Intrawell Parametric

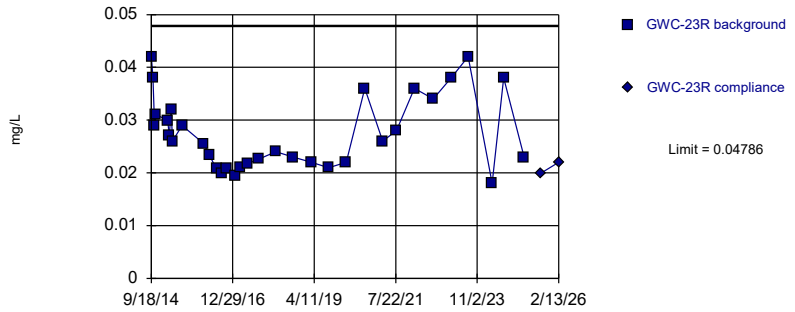

Background Data Summary (based on square root transformation): Mean=0.1648, Std. Dev.=0.02056, n=33. Normality test: Shapiro Wilk @alpha = 0.01, calculated = 0.9215, critical = 0.906. Kappa = 2.624 (c=16, w=30, 1 of 2, event alpha = 0.05132). Report alpha = 0.0001097.

Constituent: Barium Analysis Run 5/1/2026 4:22 PM View: Appendix I Intrawell

Plant Bowen Client: Southern Company Data: Bowen LF 3-8

Sanitas™ v.10.1.06e Software licensed to Groundwater Stats Consulting. UG

Within Limit

Prediction Limit

Intrawell Parametric

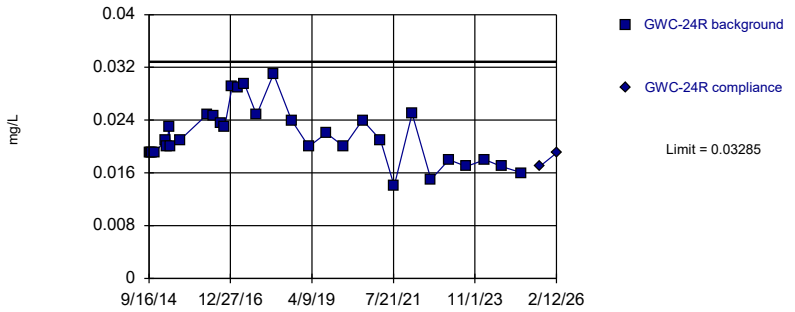

Background Data Summary: Mean=0.02161, Std. Dev.=0.004264, n=32. Normality test: Shapiro Wilk @alpha = 0.01, calculated = 0.9603, critical = 0.904. Kappa = 2.636 (c=16, w=30, 1 of 2, event alpha = 0.05132). Report alpha = 0.0001097.

Constituent: Barium Analysis Run 5/1/2026 4:22 PM View: Appendix I Intrawell

Plant Bowen Client: Southern Company Data: Bowen LF 3-8

Sanitas™ v.10.1.06e Software licensed to Groundwater Stats Consulting. UG

Within Limit

Prediction Limit

Intrawell Parametric

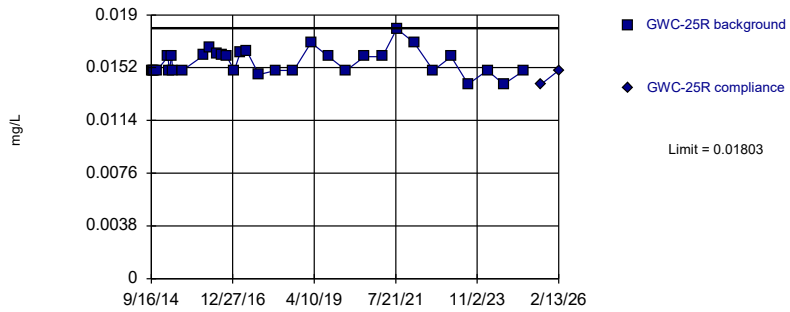

Background Data Summary (based on natural log transformation): Mean=-4.163, Std. Dev.=0.05606, n=33. Normality test: Shapiro Wilk @alpha = 0.01, calculated = 0.9066, critical = 0.906. Kappa = 2.624 (c=16, w=30, 1 of 2, event alpha = 0.05132). Report alpha = 0.0001097.

Constituent: Barium Analysis Run 5/1/2026 4:22 PM View: Appendix I Intrawell
Plant Bowen Client: Southern Company Data: Bowen LF 3-8

Sanitas™ v.10.1.06e Software licensed to Groundwater Stats Consulting. UG

Exceeds Limit

Prediction Limit

Intrawell Non-parametric

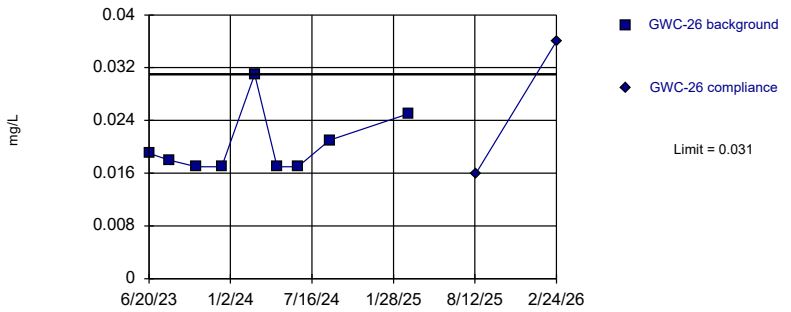

Non-parametric test used in lieu of parametric prediction limit because the Shapiro Wilk normality test showed the data to be non-normal at the 0.1 alpha level. Limit is highest of 9 background values. Well-constituent pair annual alpha = 0.03586. Individual comparison alpha = 0.01809 (1 of 2).

Constituent: Barium Analysis Run 5/1/2026 4:22 PM View: Appendix I Intrawell
Plant Bowen Client: Southern Company Data: Bowen LF 3-8

Sanitas™ v.10.1.06e Software licensed to Groundwater Stats Consulting. UG

Exceeds Limit

Prediction Limit

Intrawell Non-parametric

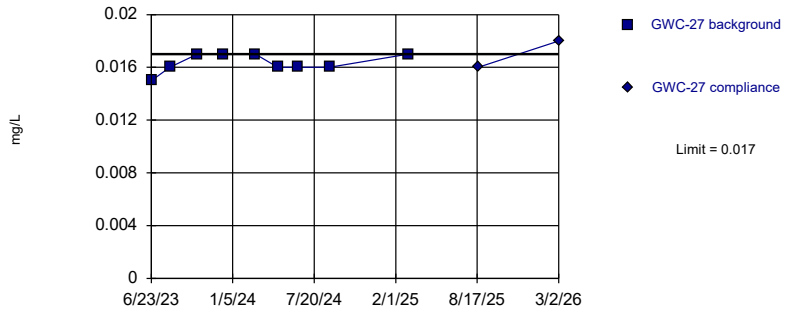

Non-parametric test used in lieu of parametric prediction limit because the Shapiro Wilk normality test showed the data to be non-normal at the 0.1 alpha level. Limit is highest of 9 background values. Well-constituent pair annual alpha = 0.03586. Individual comparison alpha = 0.01809 (1 of 2).

Constituent: Barium Analysis Run 5/1/2026 4:22 PM View: Appendix I Intrawell
Plant Bowen Client: Southern Company Data: Bowen LF 3-8

Sanitas™ v.10.1.06e Software licensed to Groundwater Stats Consulting. UG

Within Limit

Prediction Limit

Intrawell Parametric

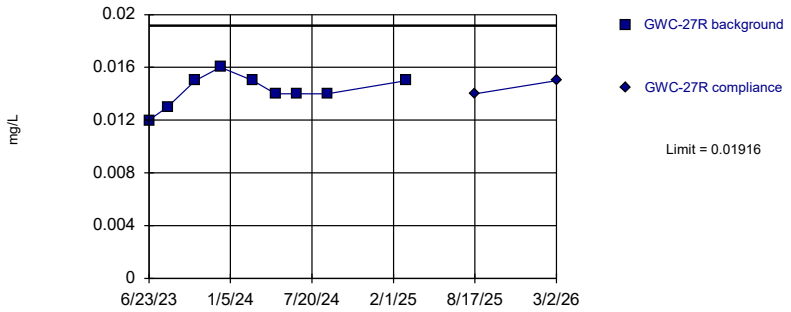

Background Data Summary: Mean=0.01422, Std. Dev.=0.001202, n=9. Normality test: Shapiro Wilk @alpha = 0.1, calculated = 0.9403, critical = 0.859. Kappa = 4.112 (c=16, w=30, 1 of 2, event alpha = 0.05132). Report alpha = 0.0001097.

Constituent: Barium Analysis Run 5/1/2026 4:22 PM View: Appendix I Intrawell
Plant Bowen Client: Southern Company Data: Bowen LF 3-8

Sanitas™ v.10.1.06e Software licensed to Groundwater Stats Consulting. UG

Exceeds Limit

Prediction Limit

Intrawell Non-parametric

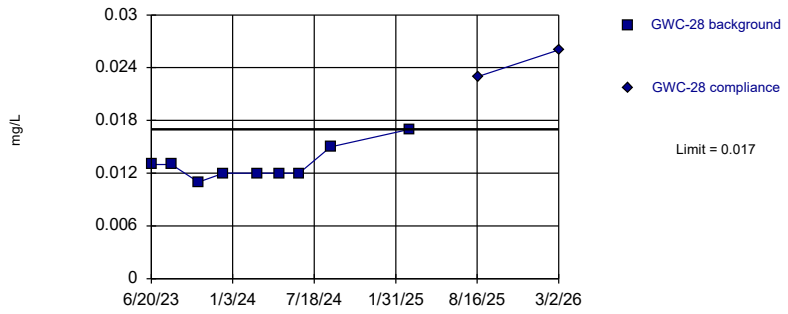

Non-parametric test used in lieu of parametric prediction limit because the Shapiro Wilk normality test showed the data to be non-normal at the 0.1 alpha level. Limit is highest of 9 background values. Well-constituent pair annual alpha = 0.03586. Individual comparison alpha = 0.01809 (1 of 2).

Constituent: Barium Analysis Run 5/1/2026 4:22 PM View: Appendix I Intrawell
Plant Bowen Client: Southern Company Data: Bowen LF 3-8

Sanitas™ v.10.1.06e Software licensed to Groundwater Stats Consulting. UG

Within Limit

Prediction Limit

Intrawell Parametric

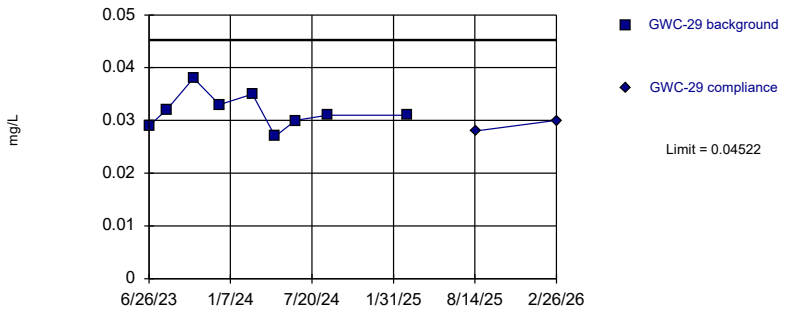

Background Data Summary: Mean=0.03178, Std. Dev.=0.00327, n=9. Normality test: Shapiro Wilk @alpha = 0.1, calculated = 0.9702, critical = 0.859. Kappa = 4.112 (c=16, w=30, 1 of 2, event alpha = 0.05132). Report alpha = 0.0001097.

Constituent: Barium Analysis Run 5/1/2026 4:23 PM View: Appendix I Intrawell
Plant Bowen Client: Southern Company Data: Bowen LF 3-8

Sanitas™ v.10.1.06e Software licensed to Groundwater Stats Consulting. UG

Within Limit

Prediction Limit

Intrawell Parametric

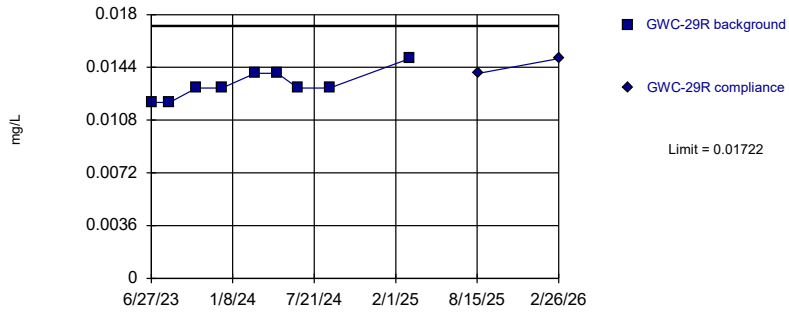

Background Data Summary: Mean=0.01322, Std. Dev.=0.0009718, n=9. Normality test: Shapiro Wilk @alpha = 0.1, calculated = 0.9035, critical = 0.859. Kappa = 4.112 (c=16, w=30, 1 of 2, event alpha = 0.05132). Report alpha = 0.0001097.

Constituent: Barium Analysis Run 5/1/2026 4:23 PM View: Appendix I Intrawell
Plant Bowen Client: Southern Company Data: Bowen LF 3-8

Sanitas™ v.10.1.06e Software licensed to Groundwater Stats Consulting. UG

Within Limit

Prediction Limit

Intrawell Parametric

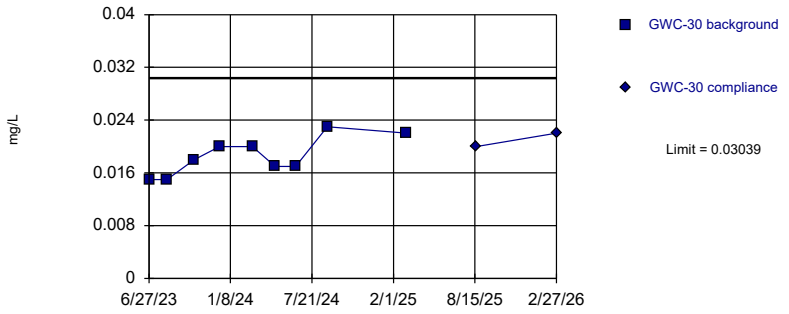

Background Data Summary: Mean=0.01856, Std. Dev.=0.002877, n=9. Normality test: Shapiro Wilk @alpha = 0.1, calculated = 0.9325, critical = 0.859. Kappa = 4.112 (c=16, w=30, 1 of 2, event alpha = 0.05132). Report alpha = 0.0001097.

Constituent: Barium Analysis Run 5/1/2026 4:23 PM View: Appendix I Intrawell
Plant Bowen Client: Southern Company Data: Bowen LF 3-8

Sanitas™ v.10.1.06e Software licensed to Groundwater Stats Consulting. UG

Within Limit

Prediction Limit

Intrawell Parametric

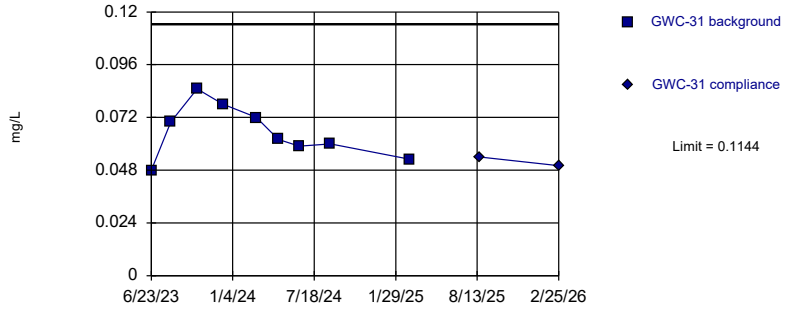

Background Data Summary: Mean=0.06522, Std. Dev.=0.01197, n=9. Normality test: Shapiro Wilk @alpha = 0.1, calculated = 0.9745, critical = 0.859. Kappa = 4.112 (c=16, w=30, 1 of 2, event alpha = 0.05132). Report alpha = 0.0001097.

Constituent: Barium Analysis Run 5/1/2026 4:23 PM View: Appendix I Intrawell
Plant Bowen Client: Southern Company Data: Bowen LF 3-8

Sanitas™ v.10.1.06e Software licensed to Groundwater Stats Consulting. UG

Within Limit

Prediction Limit

Intrawell Non-parametric

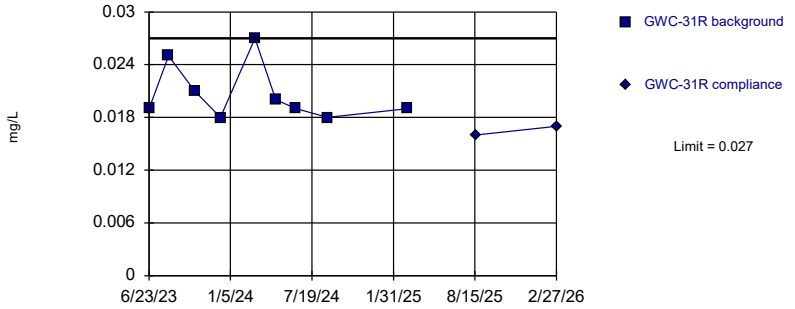

Non-parametric test used in lieu of parametric prediction limit because the Shapiro Wilk normality test showed the data to be non-normal at the 0.1 alpha level. Limit is highest of 9 background values. Well-constituent pair annual alpha = 0.03586. Individual comparison alpha = 0.01809 (1 of 2).

Constituent: Barium Analysis Run 5/1/2026 4:23 PM View: Appendix I Intrawell
Plant Bowen Client: Southern Company Data: Bowen LF 3-8

Sanitas™ v.10.1.06e Software licensed to Groundwater Stats Consulting. UG

Within Limit

Prediction Limit

Intrawell Parametric

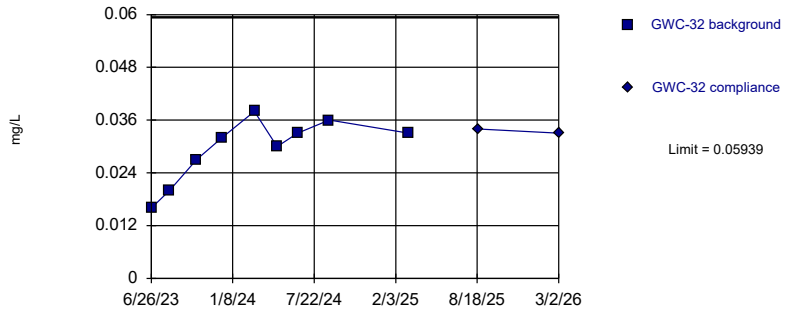

Background Data Summary: Mean=0.02944, Std. Dev.=0.007282, n=9. Normality test: Shapiro Wilk @alpha = 0.1, calculated = 0.9068, critical = 0.859. Kappa = 4.112 (c=16, w=30, 1 of 2, event alpha = 0.05132). Report alpha = 0.0001097.

Constituent: Barium Analysis Run 5/1/2026 4:23 PM View: Appendix I Intrawell
Plant Bowen Client: Southern Company Data: Bowen LF 3-8

Sanitas™ v.10.1.06e Software licensed to Groundwater Stats Consulting. UG

Within Limit

Prediction Limit

Intrawell Non-parametric

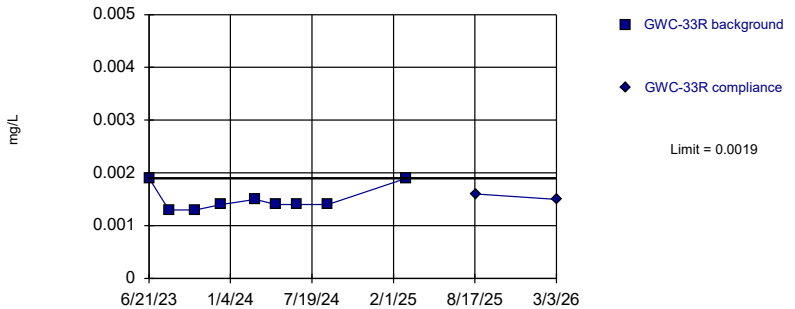

Non-parametric test used in lieu of parametric prediction limit because the Shapiro Wilk normality test showed the data to be non-normal at the 0.1 alpha level. Limit is highest of 9 background values. Well-constituent pair annual alpha = 0.03586. Individual comparison alpha = 0.01809 (1 of 2).

Constituent: Barium Analysis Run 5/1/2026 4:23 PM View: Appendix I Intrawell
Plant Bowen Client: Southern Company Data: Bowen LF 3-8

Sanitas™ v.10.1.06e Software licensed to Groundwater Stats Consulting. UG

Within Limit

Prediction Limit

Intrawell Parametric

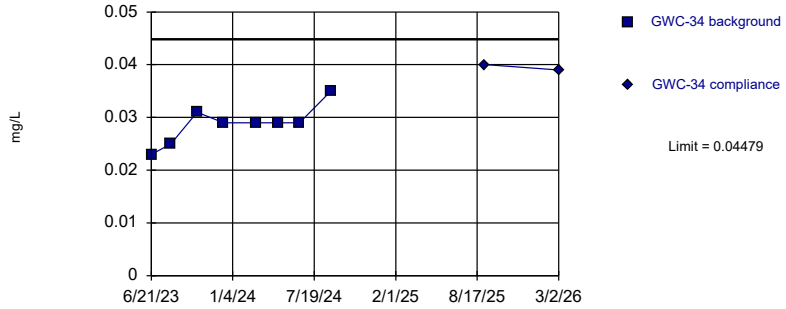

Background Data Summary: Mean=0.02875, Std. Dev.=0.003615, n=8. Normality test: Shapiro Wilk @alpha = 0.1, calculated = 0.9172, critical = 0.851. Kappa = 4.436 (c=16, w=30, 1 of 2, event alpha = 0.05132). Report alpha = 0.0001097.

Constituent: Barium Analysis Run 5/1/2026 4:23 PM View: Appendix I Intrawell

Plant Bowen Client: Southern Company Data: Bowen LF 3-8

Sanitas™ v.10.1.06e Software licensed to Groundwater Stats Consulting. UG

Within Limit

Prediction Limit

Intrawell Parametric

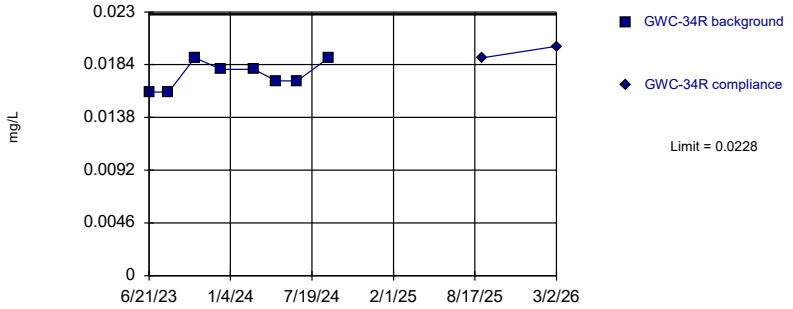

Background Data Summary: Mean=0.0175, Std. Dev.=0.001195, n=8. Normality test: Shapiro Wilk @alpha = 0.1, calculated = 0.8971, critical = 0.851. Kappa = 4.436 (c=16, w=30, 1 of 2, event alpha = 0.05132). Report alpha = 0.0001097.

Constituent: Barium Analysis Run 5/1/2026 4:23 PM View: Appendix I Intrawell

Plant Bowen Client: Southern Company Data: Bowen LF 3-8

Sanitas™ v.10.1.06e Software licensed to Groundwater Stats Consulting. UG

Within Limit

Prediction Limit

Intrawell Parametric

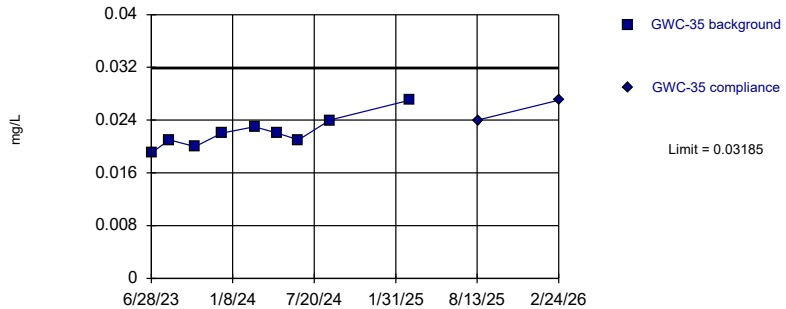

Background Data Summary: Mean=0.02211, Std. Dev.=0.002369, n=9. Normality test: Shapiro Wilk @alpha = 0.1, calculated = 0.9406, critical = 0.859. Kappa = 4.112 (c=16, w=30, 1 of 2, event alpha = 0.05132). Report alpha = 0.0001097.

Constituent: Barium Analysis Run 5/1/2026 4:23 PM View: Appendix I Intrawell

Plant Bowen Client: Southern Company Data: Bowen LF 3-8

Sanitas™ v.10.1.06e Software licensed to Groundwater Stats Consulting. UG

Within Limit

Prediction Limit

Intrawell Parametric

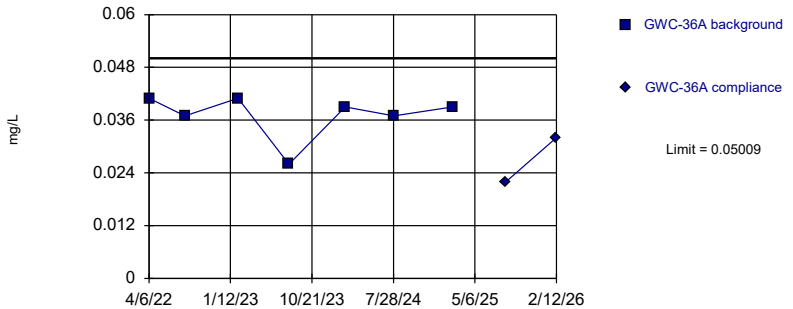

Background Data Summary (based on x^4 transformation): Mean=0.000002069, Std. Dev.=8.1e-7, n=7. Normality test: Shapiro Wilk @alpha = 0.1, calculated = 0.8468, critical = 0.838. Kappa = 5.217 (c=16, w=30, 1 of 2, event alpha = 0.05132). Report alpha = 0.0001097.

Constituent: Barium Analysis Run 5/1/2026 4:23 PM View: Appendix I Intrawell

Plant Bowen Client: Southern Company Data: Bowen LF 3-8

Sanitas™ v.10.1.06e Software licensed to Groundwater Stats Consulting. UG

Within Limit

Prediction Limit

Intrawell Parametric

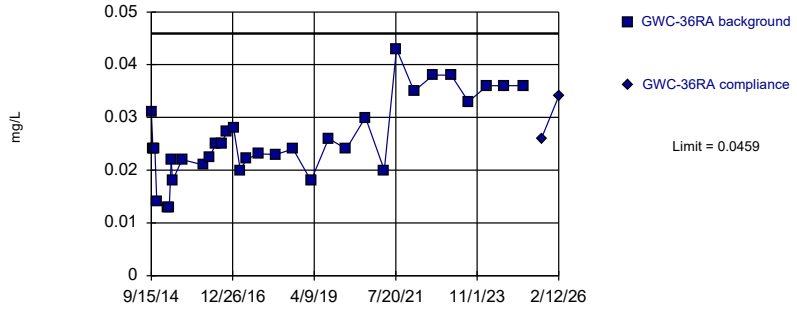

Background Data Summary: Mean=0.02591, Std. Dev.=0.007615, n=33. Normality test: Shapiro Wilk @alpha = 0.01, calculated = 0.9508, critical = 0.906. Kappa = 2.624 (c=16, w=30, 1 of 2, event alpha = 0.05132). Report alpha = 0.0001097.

Constituent: Barium Analysis Run 5/1/2026 4:23 PM View: Appendix I Intrawell

Plant Bowen Client: Southern Company Data: Bowen LF 3-8

Sanitas™ v.10.1.06e Software licensed to Groundwater Stats Consulting. UG

Hollow symbols indicate censored values.

Within Limit

Prediction Limit

Intrawell Parametric

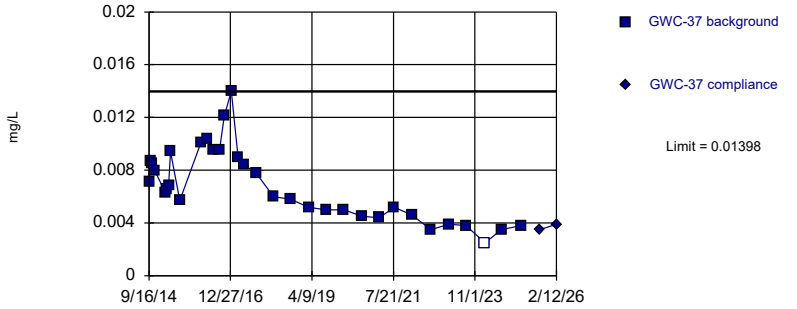

Background Data Summary: Mean=0.006806, Std. Dev.=0.002732, n=33, 3.03% NDs. Normality test: Shapiro Wilk @alpha = 0.01, calculated = 0.9527, critical = 0.906. Kappa = 2.624 (c=16, w=30, 1 of 2, event alpha = 0.05132). Report alpha = 0.0001097.

Constituent: Barium Analysis Run 5/1/2026 4:23 PM View: Appendix I Intrawell

Plant Bowen Client: Southern Company Data: Bowen LF 3-8

Sanitas™ v.10.1.06e Software licensed to Groundwater Stats Consulting. UG

Within Limit

Prediction Limit

Intrawell Parametric

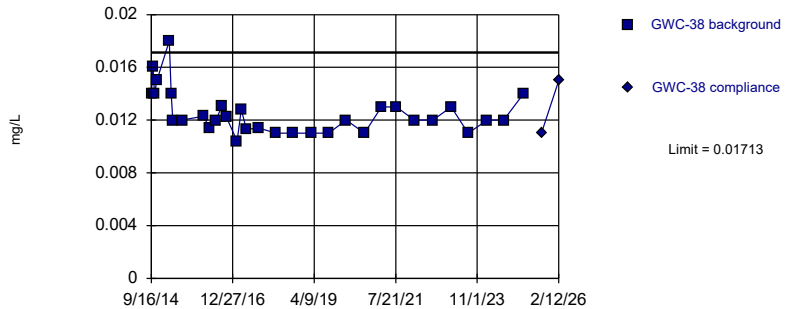

Background Data Summary (based on natural log transformation): Mean=-4.387, Std. Dev.=0.1216, n=32. Normality test: Shapiro Wilk @alpha = 0.01, calculated = 0.9042, critical = 0.904. Kappa = 2.636 (c=16, w=30, 1 of 2, event alpha = 0.05132). Report alpha = 0.0001097.

Constituent: Barium Analysis Run 5/1/2026 4:23 PM View: Appendix I Intrawell

Plant Bowen Client: Southern Company Data: Bowen LF 3-8

Sanitas™ v.10.1.06e Software licensed to Groundwater Stats Consulting. UG

Within Limit

Prediction Limit

Intrawell Non-parametric

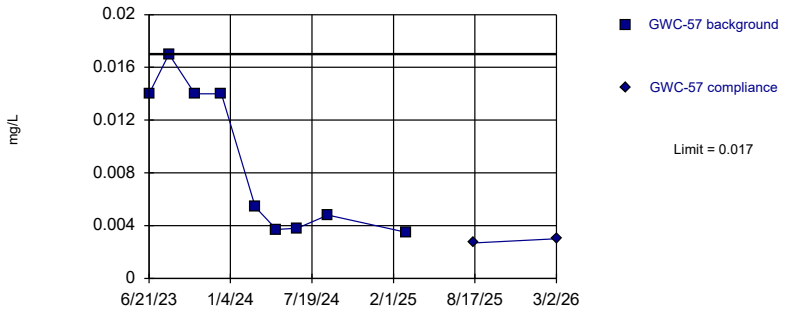

Non-parametric test used in lieu of parametric prediction limit because the Shapiro Wilk normality test showed the data to be non-normal at the 0.1 alpha level. Limit is highest of 9 background values. Well-constituent pair annual alpha = 0.03586. Individual comparison alpha = 0.01809 (1 of 2).

Constituent: Barium Analysis Run 5/1/2026 4:23 PM View: Appendix I Intrawell

Plant Bowen Client: Southern Company Data: Bowen LF 3-8

Sanitas™ v.10.1.06e Software licensed to Groundwater Stats Consulting. UG
Hollow symbols indicate censored values.

Within Limit

Prediction Limit

Intrawell Non-parametric

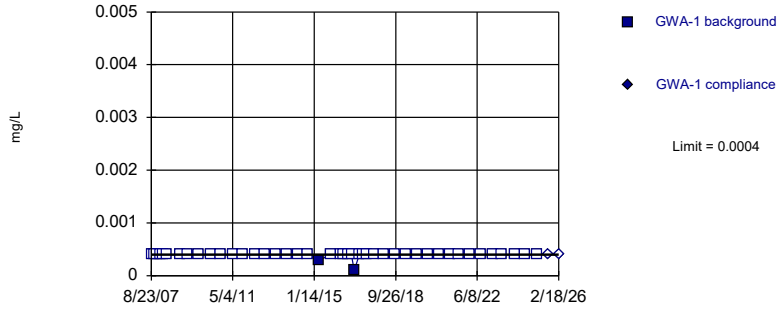

Non-parametric test used in lieu of parametric prediction limit because censored data exceeded 50%. Limit is highest of 45 background values. 95.56% NDs. Well-constituent pair annual alpha = 0.001911. Individual comparison alpha = 0.0009557 (1 of 2).

Constituent: Beryllium Analysis Run 5/1/2026 4:23 PM View: Appendix I Intrawell
Plant Bowen Client: Southern Company Data: Bowen LF 3-8

Sanitas™ v.10.1.06e Software licensed to Groundwater Stats Consulting. UG
Hollow symbols indicate censored values.

Within Limit

Prediction Limit

Intrawell Non-parametric

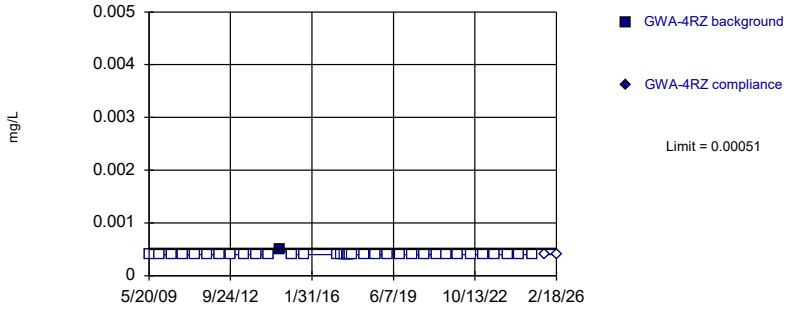

Non-parametric test used in lieu of parametric prediction limit because censored data exceeded 50%. Limit is highest of 38 background values. 97.37% NDs. Well-constituent pair annual alpha = 0.002586. Individual comparison alpha = 0.001294 (1 of 2).

Constituent: Beryllium Analysis Run 5/1/2026 4:23 PM View: Appendix I Intrawell
Plant Bowen Client: Southern Company Data: Bowen LF 3-8

Sanitas™ v.10.1.06e Software licensed to Groundwater Stats Consulting. UG
Hollow symbols indicate censored values.

Within Limit

Prediction Limit

Intrawell Non-parametric

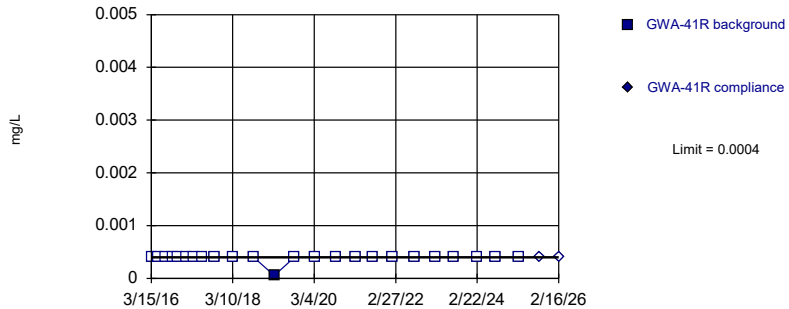

Non-parametric test used in lieu of parametric prediction limit because censored data exceeded 50%. Limit is highest of 24 background values. 95.83% NDs. Well-constituent pair annual alpha = 0.006238. Individual comparison alpha = 0.003124 (1 of 2).

Constituent: Beryllium Analysis Run 5/1/2026 4:23 PM View: Appendix I Intrawell
Plant Bowen Client: Southern Company Data: Bowen LF 3-8

Sanitas™ v.10.1.06e Software licensed to Groundwater Stats Consulting. UG
Hollow symbols indicate censored values.

Within Limit

Prediction Limit

Intrawell Parametric

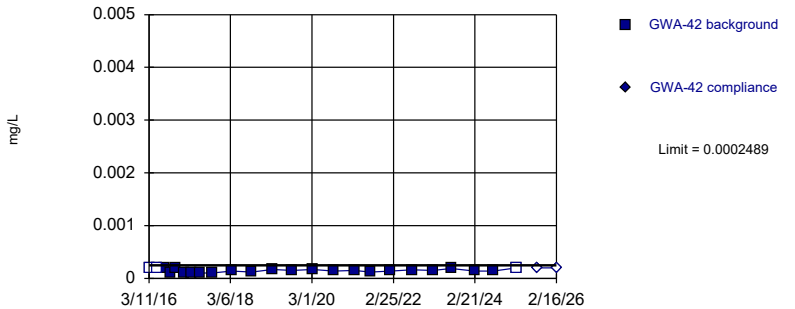

Background Data Summary: Mean=0.0001492, Std. Dev.=0.00003599, n=24, 12.5% NDs. Normality test: Shapiro Wilk @alpha = 0.01, calculated = 0.895, critical = 0.884. Kappa = 2.772 (c=16, w=30, 1 of 2, event alpha = 0.05132). Report alpha = 0.0001097.

Constituent: Beryllium Analysis Run 5/1/2026 4:23 PM View: Appendix I Intrawell
Plant Bowen Client: Southern Company Data: Bowen LF 3-8

Sanitas™ v.10.1.06e Software licensed to Groundwater Stats Consulting. UG
Hollow symbols indicate censored values.

Within Limit

Prediction Limit

Intrawell Non-parametric

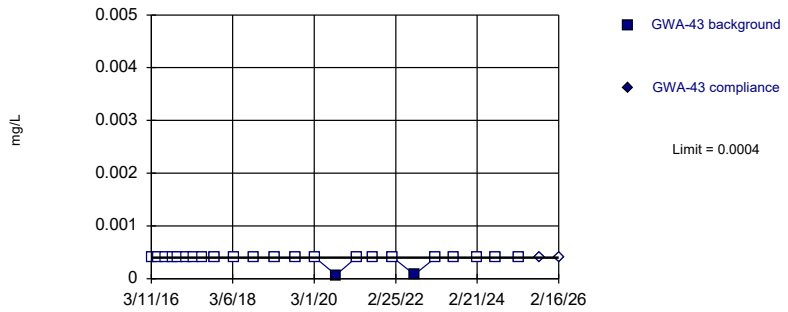

Non-parametric test used in lieu of parametric prediction limit because censored data exceeded 50%. Limit is highest of 24 background values. 91.67% NDs. Well-constituent pair annual alpha = 0.006238. Individual comparison alpha = 0.003124 (1 of 2).

Constituent: Beryllium Analysis Run 5/1/2026 4:23 PM View: Appendix I Intrawell
Plant Bowen Client: Southern Company Data: Bowen LF 3-8

Sanitas™ v.10.1.06e Software licensed to Groundwater Stats Consulting. UG
Hollow symbols indicate censored values.

Within Limit

Prediction Limit

Intrawell Non-parametric

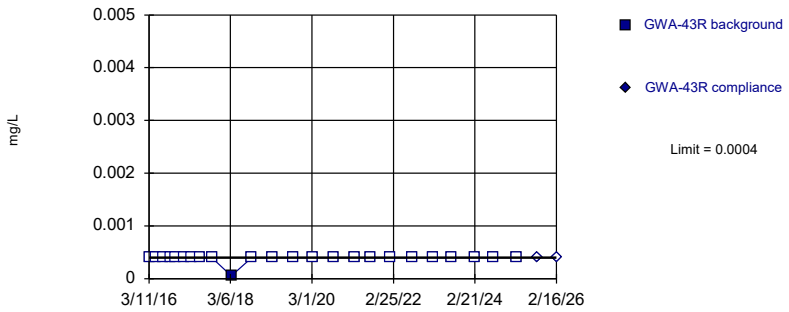

Non-parametric test used in lieu of parametric prediction limit because censored data exceeded 50%. Limit is highest of 24 background values. 95.83% NDs. Well-constituent pair annual alpha = 0.006238. Individual comparison alpha = 0.003124 (1 of 2).

Constituent: Beryllium Analysis Run 5/1/2026 4:23 PM View: Appendix I Intrawell
Plant Bowen Client: Southern Company Data: Bowen LF 3-8

Sanitas™ v.10.1.06e Software licensed to Groundwater Stats Consulting. UG
Hollow symbols indicate censored values.

Within Limit

Prediction Limit

Intrawell Non-parametric

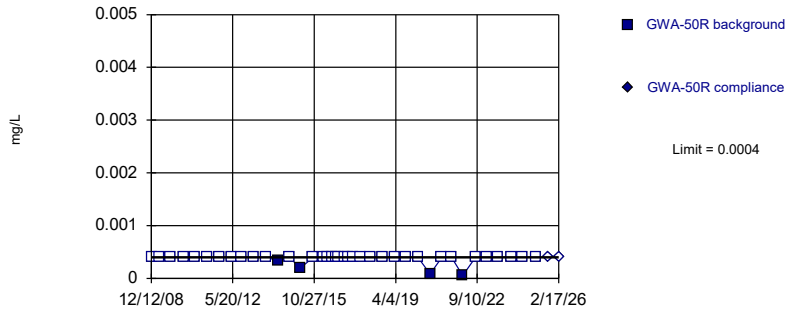

Non-parametric test used in lieu of parametric prediction limit because censored data exceeded 50%. Limit is highest of 39 background values. 89.74% NDs. Well-constituent pair annual alpha = 0.002451. Individual comparison alpha = 0.001226 (1 of 2).

Constituent: Beryllium Analysis Run 5/1/2026 4:23 PM View: Appendix I Intrawell
Plant Bowen Client: Southern Company Data: Bowen LF 3-8

Sanitas™ v.10.1.06e Software licensed to Groundwater Stats Consulting. UG
Hollow symbols indicate censored values.

Within Limit

Prediction Limit

Intrawell Non-parametric

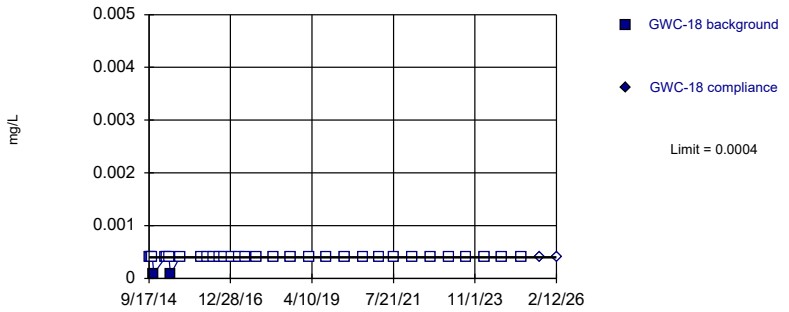

Non-parametric test used in lieu of parametric prediction limit because censored data exceeded 50%. Limit is highest of 33 background values. 93.94% NDs. Well-constituent pair annual alpha = 0.003399. Individual comparison alpha = 0.001701 (1 of 2).

Constituent: Beryllium Analysis Run 5/1/2026 4:23 PM View: Appendix I Intrawell
Plant Bowen Client: Southern Company Data: Bowen LF 3-8

Sanitas™ v.10.1.06e Software licensed to Groundwater Stats Consulting. UG
Hollow symbols indicate censored values.

Within Limit

Prediction Limit

Intrawell Non-parametric

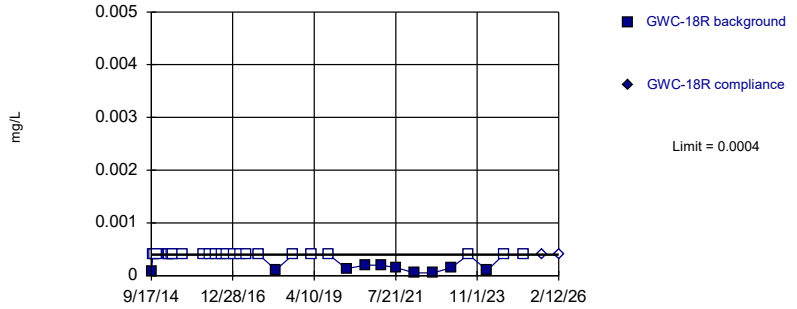

Non-parametric test used in lieu of parametric prediction limit because censored data exceeded 50%. Limit is highest of 33 background values. 69.7% NDs. Well-constituent pair annual alpha = 0.003399. Individual comparison alpha = 0.001701 (1 of 2).

Constituent: Beryllium Analysis Run 5/1/2026 4:23 PM View: Appendix I Intrawell
Plant Bowen Client: Southern Company Data: Bowen LF 3-8

Sanitas™ v.10.1.06e Software licensed to Groundwater Stats Consulting. UG
Hollow symbols indicate censored values.

Within Limit

Prediction Limit

Intrawell Non-parametric

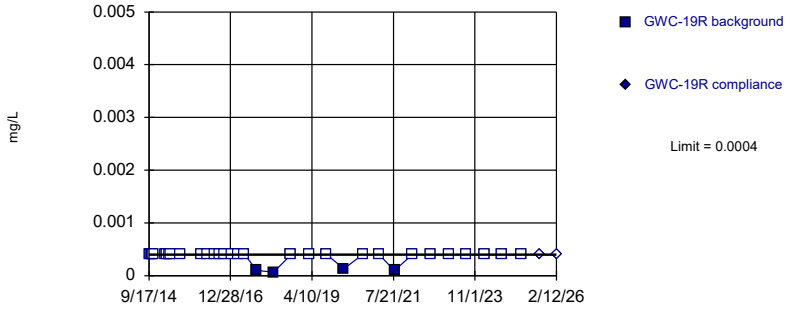

Non-parametric test used in lieu of parametric prediction limit because censored data exceeded 50%. Limit is highest of 33 background values. 87.88% NDs. Well-constituent pair annual alpha = 0.003399. Individual comparison alpha = 0.001701 (1 of 2).

Constituent: Beryllium Analysis Run 5/1/2026 4:23 PM View: Appendix I Intrawell
Plant Bowen Client: Southern Company Data: Bowen LF 3-8

Sanitas™ v.10.1.06e Software licensed to Groundwater Stats Consulting. UG
Hollow symbols indicate censored values.

Within Limit

Prediction Limit

Intrawell Non-parametric

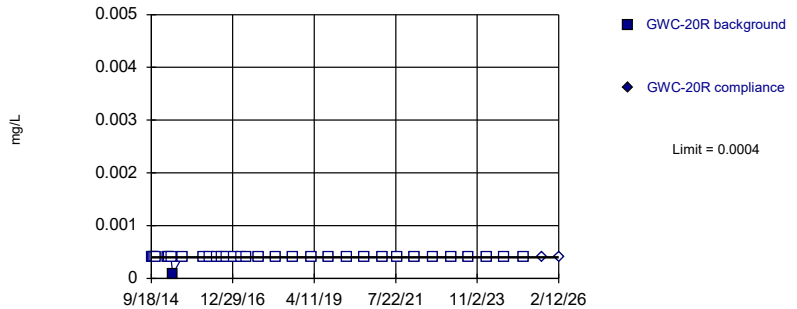

Non-parametric test used in lieu of parametric prediction limit because censored data exceeded 50%. Limit is highest of 33 background values. 96.97% NDs. Well-constituent pair annual alpha = 0.003399. Individual comparison alpha = 0.001701 (1 of 2).

Constituent: Beryllium Analysis Run 5/1/2026 4:23 PM View: Appendix I Intrawell
Plant Bowen Client: Southern Company Data: Bowen LF 3-8

Sanitas™ v.10.1.06e Software licensed to Groundwater Stats Consulting. UG
Hollow symbols indicate censored values.

Within Limit

Prediction Limit

Intrawell Non-parametric

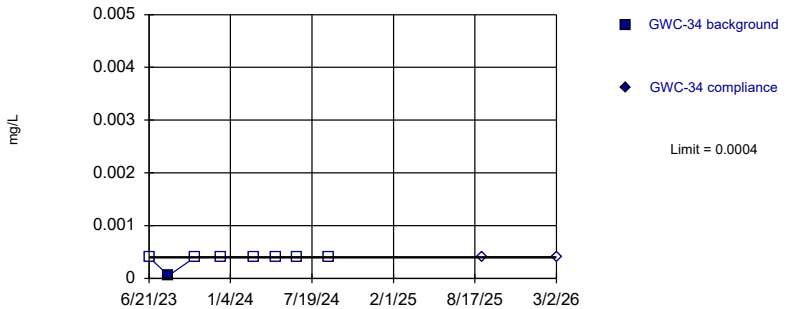

Non-parametric test used in lieu of parametric prediction limit because censored data exceeded 50%. Limit is highest of 8 background values. 87.5% NDs. Well-constituent pair annual alpha = 0.04242. Individual comparison alpha = 0.02144 (1 of 2).

Constituent: Beryllium Analysis Run 5/1/2026 4:23 PM View: Appendix I Intrawell
Plant Bowen Client: Southern Company Data: Bowen LF 3-8

Sanitas™ v.10.1.06e Software licensed to Groundwater Stats Consulting. UG
Hollow symbols indicate censored values.

Within Limit

Prediction Limit

Intrawell Non-parametric

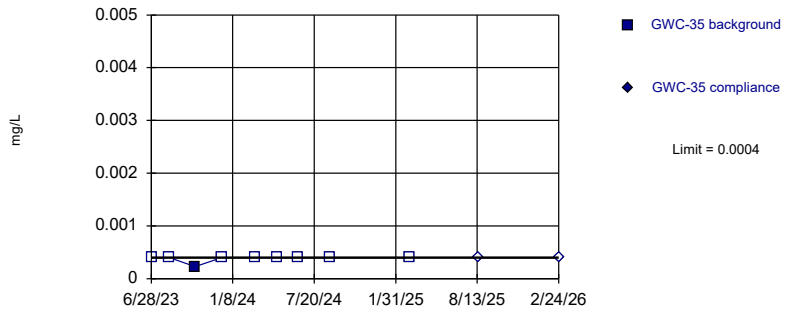

Non-parametric test used in lieu of parametric prediction limit because censored data exceeded 50%. Limit is highest of 9 background values. 88.89% NDs. Well-constituent pair annual alpha = 0.03586. Individual comparison alpha = 0.01809 (1 of 2).

Constituent: Beryllium Analysis Run 5/1/2026 4:23 PM View: Appendix I Intrawell
Plant Bowen Client: Southern Company Data: Bowen LF 3-8

Sanitas™ v.10.1.06e Software licensed to Groundwater Stats Consulting. UG
Hollow symbols indicate censored values.

Within Limit

Prediction Limit

Intrawell Non-parametric

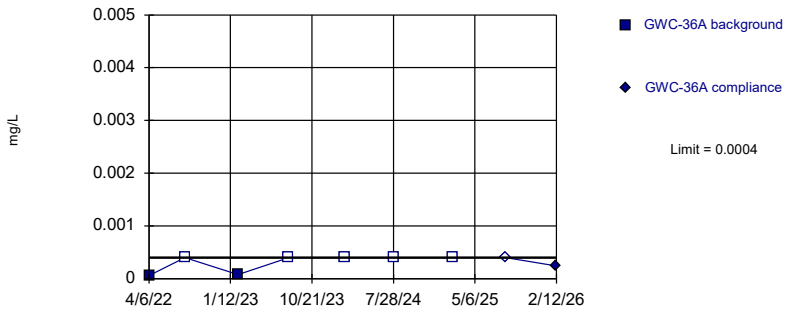

Non-parametric test used in lieu of parametric prediction limit because censored data exceeded 50%. Limit is highest of 7 background values. 71.43% NDs. Well-constituent pair annual alpha = 0.05455. Individual comparison alpha = 0.02765 (1 of 2).

Constituent: Beryllium Analysis Run 5/1/2026 4:23 PM View: Appendix I Intrawell
Plant Bowen Client: Southern Company Data: Bowen LF 3-8

Sanitas™ v.10.1.06e Software licensed to Groundwater Stats Consulting. UG
Hollow symbols indicate censored values.

Within Limit

Prediction Limit

Intrawell Non-parametric

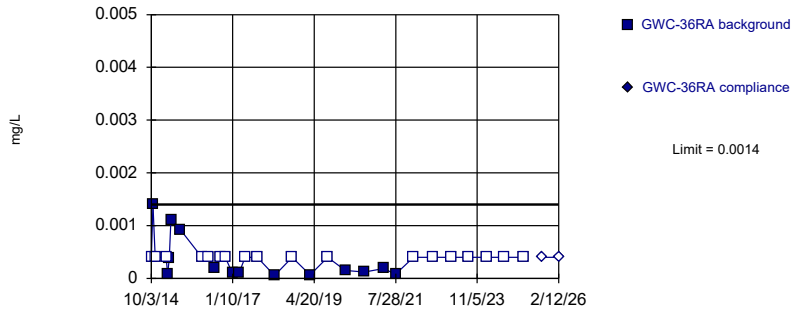

Non-parametric test used in lieu of parametric prediction limit because censored data exceeded 50%. Limit is highest of 32 background values. 56.25% NDs. Well-constituent pair annual alpha = 0.003603. Individual comparison alpha = 0.001803 (1 of 2).

Constituent: Beryllium Analysis Run 5/1/2026 4:23 PM View: Appendix I Intrawell
Plant Bowen Client: Southern Company Data: Bowen LF 3-8

Sanitas™ v.10.1.06e Software licensed to Groundwater Stats Consulting. UG
Hollow symbols indicate censored values.

Within Limit

Prediction Limit

Intrawell Non-parametric

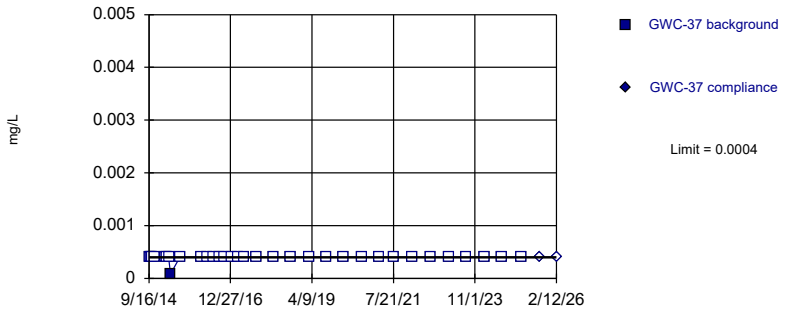

Non-parametric test used in lieu of parametric prediction limit because censored data exceeded 50%. Limit is highest of 33 background values. 96.97% NDs. Well-constituent pair annual alpha = 0.003399. Individual comparison alpha = 0.001701 (1 of 2).

Constituent: Beryllium Analysis Run 5/1/2026 4:23 PM View: Appendix I Intrawell
Plant Bowen Client: Southern Company Data: Bowen LF 3-8

Sanitas™ v.10.1.06e Software licensed to Groundwater Stats Consulting. UG
Hollow symbols indicate censored values.

Within Limit

Prediction Limit

Intrawell Non-parametric

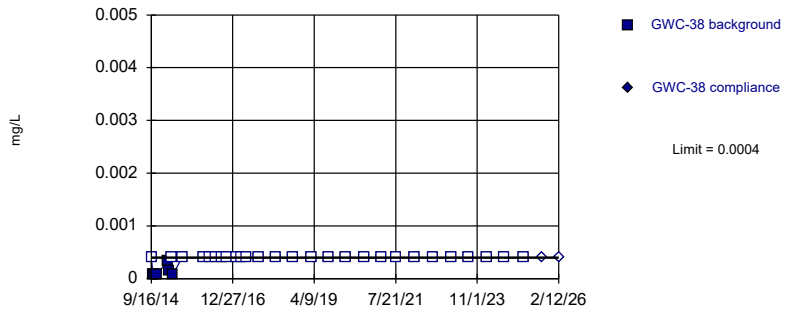

Non-parametric test used in lieu of parametric prediction limit because censored data exceeded 50%. Limit is highest of 33 background values. 81.82% NDs. Well-constituent pair annual alpha = 0.003399. Individual comparison alpha = 0.001701 (1 of 2).

Constituent: Beryllium Analysis Run 5/1/2026 4:23 PM View: Appendix I Intrawell
Plant Bowen Client: Southern Company Data: Bowen LF 3-8

Sanitas™ v.10.1.06e Software licensed to Groundwater Stats Consulting. UG
Hollow symbols indicate censored values.

Within Limit

Prediction Limit

Intrawell Non-parametric

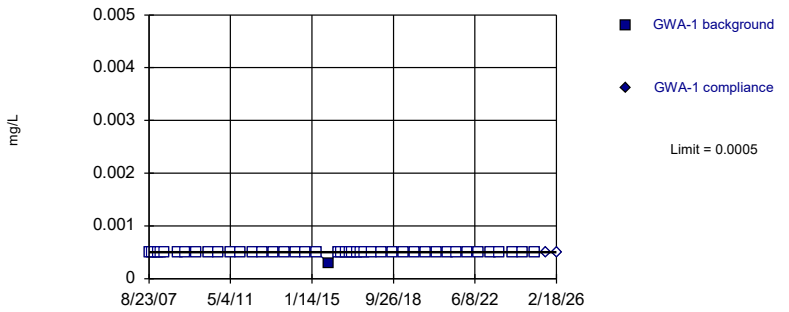

Non-parametric test used in lieu of parametric prediction limit because censored data exceeded 50%. Limit is highest of 45 background values. 97.78% NDs. Well-constituent pair annual alpha = 0.001911. Individual comparison alpha = 0.0009557 (1 of 2).

Constituent: Cadmium Analysis Run 5/1/2026 4:23 PM View: Appendix I Intrawell
Plant Bowen Client: Southern Company Data: Bowen LF 3-8

Sanitas™ v.10.1.06e Software licensed to Groundwater Stats Consulting. UG
Hollow symbols indicate censored values.

Within Limit

Prediction Limit

Intrawell Non-parametric

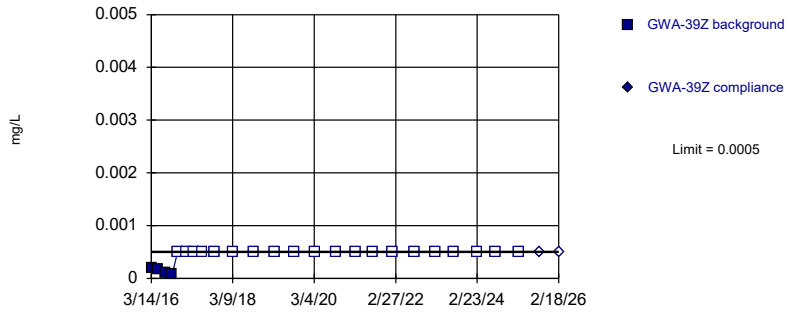

Non-parametric test used in lieu of parametric prediction limit because censored data exceeded 50%. Limit is highest of 24 background values. 83.33% NDs. Well-constituent pair annual alpha = 0.006238. Individual comparison alpha = 0.003124 (1 of 2).

Constituent: Cadmium Analysis Run 5/1/2026 4:23 PM View: Appendix I Intrawell
Plant Bowen Client: Southern Company Data: Bowen LF 3-8

Sanitas™ v.10.1.06e Software licensed to Groundwater Stats Consulting. UG
Hollow symbols indicate censored values.

Within Limit

Prediction Limit

Intrawell Parametric

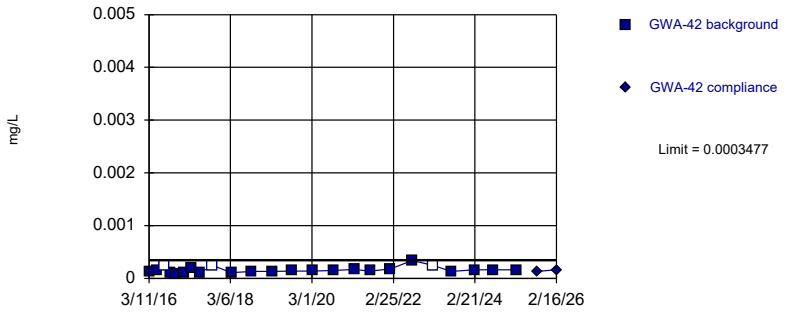

Background Data Summary (based on square root transformation): Mean=0.01245, Std. Dev.=0.002235, n=24, 12.5% NDs. Normality test: Shapiro Wilk @alpha = 0.01, calculated = 0.9242, critical = 0.884. Kappa = 2.772 (c=16, w=30, 1 of 2, event alpha = 0.05132). Report alpha = 0.0001097.

Constituent: Cadmium Analysis Run 5/1/2026 4:23 PM View: Appendix I Intrawell
Plant Bowen Client: Southern Company Data: Bowen LF 3-8

Sanitas™ v.10.1.06e Software licensed to Groundwater Stats Consulting. UG
Hollow symbols indicate censored values.

Within Limit

Prediction Limit

Intrawell Non-parametric

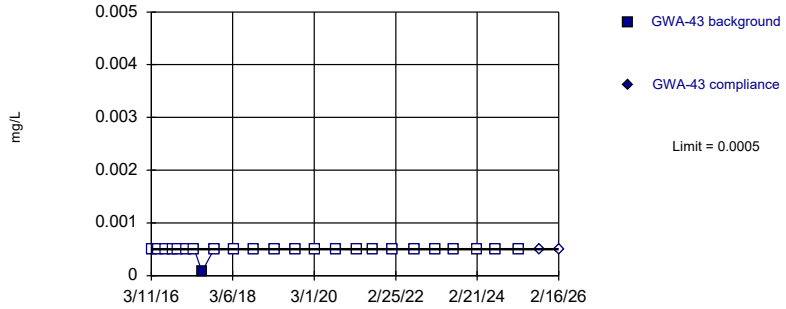

Non-parametric test used in lieu of parametric prediction limit because censored data exceeded 50%. Limit is highest of 24 background values. 95.83% NDs. Well-constituent pair annual alpha = 0.006238. Individual comparison alpha = 0.003124 (1 of 2).

Constituent: Cadmium Analysis Run 5/1/2026 4:23 PM View: Appendix I Intrawell
Plant Bowen Client: Southern Company Data: Bowen LF 3-8

Sanitas™ v.10.1.06e Software licensed to Groundwater Stats Consulting. UG
Hollow symbols indicate censored values.

Within Limit

Prediction Limit

Intrawell Non-parametric

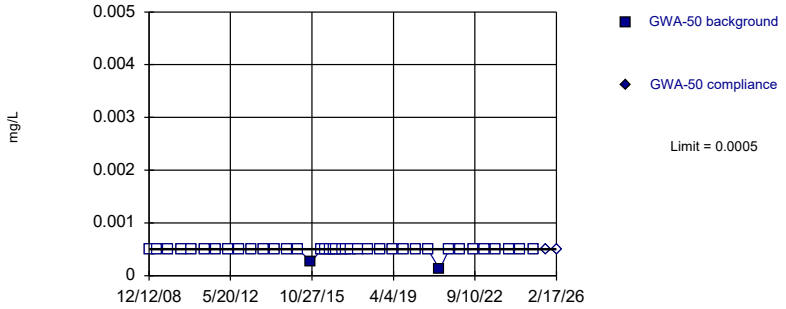

Non-parametric test used in lieu of parametric prediction limit because censored data exceeded 50%. Limit is highest of 39 background values. 94.87% NDs. Well-constituent pair annual alpha = 0.002451. Individual comparison alpha = 0.001226 (1 of 2).

Constituent: Cadmium Analysis Run 5/1/2026 4:23 PM View: Appendix I Intrawell
Plant Bowen Client: Southern Company Data: Bowen LF 3-8

Sanitas™ v.10.1.06e Software licensed to Groundwater Stats Consulting. UG
Hollow symbols indicate censored values.

Within Limit

Prediction Limit

Intrawell Non-parametric

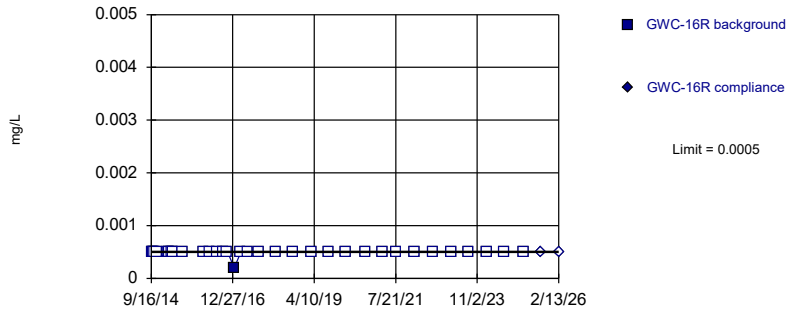

Non-parametric test used in lieu of parametric prediction limit because censored data exceeded 50%. Limit is highest of 33 background values. 96.97% NDs. Well-constituent pair annual alpha = 0.003399. Individual comparison alpha = 0.001701 (1 of 2).

Constituent: Cadmium Analysis Run 5/1/2026 4:23 PM View: Appendix I Intrawell
Plant Bowen Client: Southern Company Data: Bowen LF 3-8

Sanitas™ v.10.1.06e Software licensed to Groundwater Stats Consulting. UG
Hollow symbols indicate censored values.

Within Limit

Prediction Limit

Intrawell Non-parametric

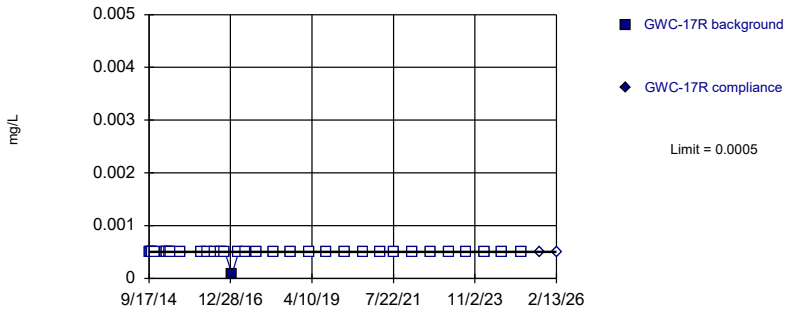

Non-parametric test used in lieu of parametric prediction limit because censored data exceeded 50%. Limit is highest of 33 background values. 96.97% NDs. Well-constituent pair annual alpha = 0.003399. Individual comparison alpha = 0.001701 (1 of 2).

Constituent: Cadmium Analysis Run 5/1/2026 4:23 PM View: Appendix I Intrawell
Plant Bowen Client: Southern Company Data: Bowen LF 3-8

Sanitas™ v.10.1.06e Software licensed to Groundwater Stats Consulting. UG
Hollow symbols indicate censored values.

Within Limit

Prediction Limit

Intrawell Non-parametric

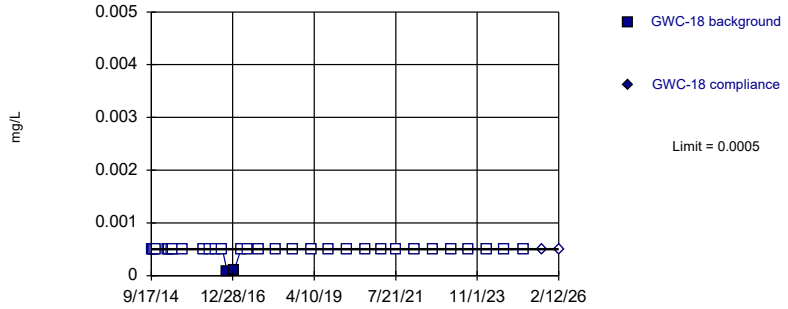

Non-parametric test used in lieu of parametric prediction limit because censored data exceeded 50%. Limit is highest of 33 background values. 93.94% NDs. Well-constituent pair annual alpha = 0.003399. Individual comparison alpha = 0.001701 (1 of 2).

Constituent: Cadmium Analysis Run 5/1/2026 4:23 PM View: Appendix I Intrawell
Plant Bowen Client: Southern Company Data: Bowen LF 3-8

Sanitas™ v.10.1.06e Software licensed to Groundwater Stats Consulting. UG
Hollow symbols indicate censored values.

Within Limit

Prediction Limit

Intrawell Non-parametric

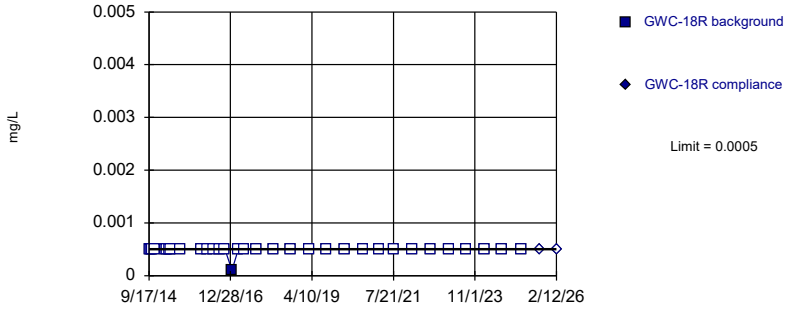

Non-parametric test used in lieu of parametric prediction limit because censored data exceeded 50%. Limit is highest of 33 background values. 96.97% NDs. Well-constituent pair annual alpha = 0.003399. Individual comparison alpha = 0.001701 (1 of 2).

Constituent: Cadmium Analysis Run 5/1/2026 4:23 PM View: Appendix I Intrawell
Plant Bowen Client: Southern Company Data: Bowen LF 3-8

Sanitas™ v.10.1.06e Software licensed to Groundwater Stats Consulting. UG
Hollow symbols indicate censored values.

Within Limit

Prediction Limit

Intrawell Non-parametric

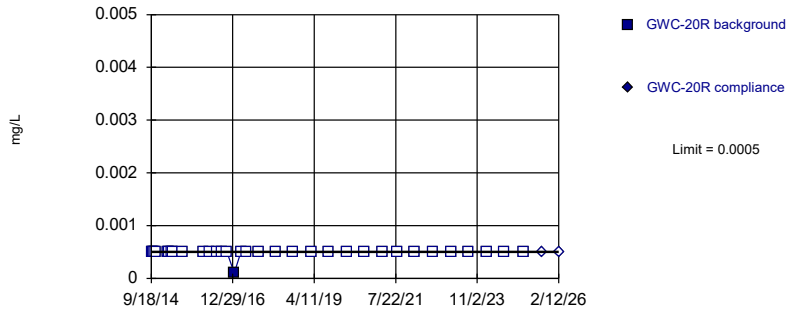

Non-parametric test used in lieu of parametric prediction limit because censored data exceeded 50%. Limit is highest of 33 background values. 96.97% NDs. Well-constituent pair annual alpha = 0.003399. Individual comparison alpha = 0.001701 (1 of 2).

Constituent: Cadmium Analysis Run 5/1/2026 4:23 PM View: Appendix I Intrawell
Plant Bowen Client: Southern Company Data: Bowen LF 3-8

Sanitas™ v.10.1.06e Software licensed to Groundwater Stats Consulting. UG
Hollow symbols indicate censored values.

Within Limit

Prediction Limit

Intrawell Non-parametric

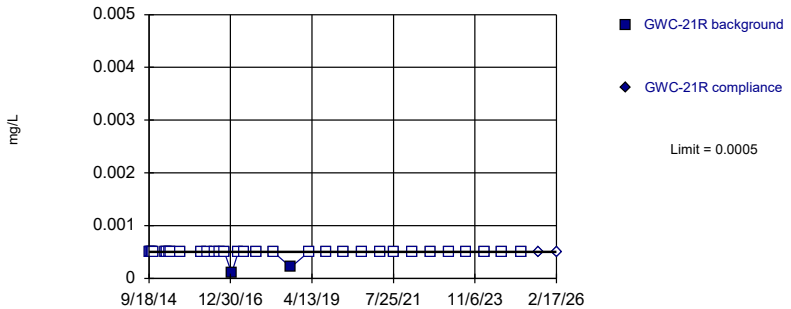

Non-parametric test used in lieu of parametric prediction limit because censored data exceeded 50%. Limit is highest of 33 background values. 93.94% NDs. Well-constituent pair annual alpha = 0.003399. Individual comparison alpha = 0.001701 (1 of 2).

Constituent: Cadmium Analysis Run 5/1/2026 4:23 PM View: Appendix I Intrawell
Plant Bowen Client: Southern Company Data: Bowen LF 3-8

Sanitas™ v.10.1.06e Software licensed to Groundwater Stats Consulting. UG
Hollow symbols indicate censored values.

Within Limit

Prediction Limit

Intrawell Non-parametric

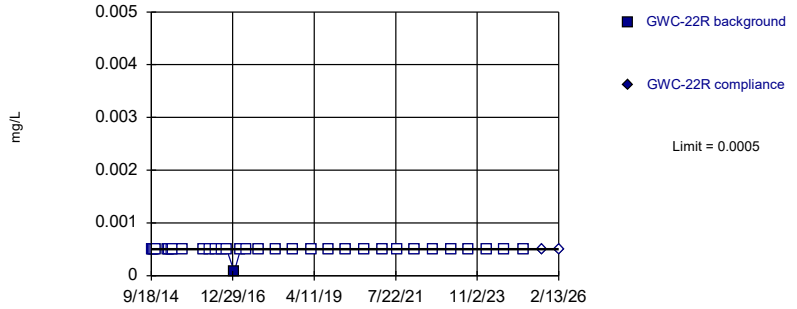

Non-parametric test used in lieu of parametric prediction limit because censored data exceeded 50%. Limit is highest of 33 background values. 96.97% NDs. Well-constituent pair annual alpha = 0.003399. Individual comparison alpha = 0.001701 (1 of 2).

Constituent: Cadmium Analysis Run 5/1/2026 4:23 PM View: Appendix I Intrawell
Plant Bowen Client: Southern Company Data: Bowen LF 3-8

Sanitas™ v.10.1.06e Software licensed to Groundwater Stats Consulting. UG
Hollow symbols indicate censored values.

Within Limit

Prediction Limit

Intrawell Non-parametric

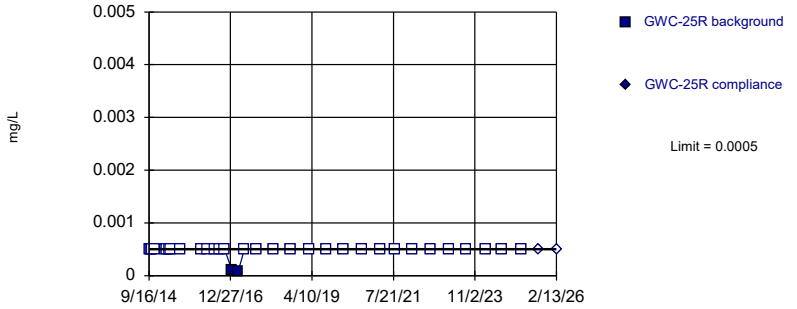

Non-parametric test used in lieu of parametric prediction limit because censored data exceeded 50%. Limit is highest of 33 background values. 93.94% NDs. Well-constituent pair annual alpha = 0.003399. Individual comparison alpha = 0.001701 (1 of 2).

Constituent: Cadmium Analysis Run 5/1/2026 4:23 PM View: Appendix I Intrawell
Plant Bowen Client: Southern Company Data: Bowen LF 3-8

Sanitas™ v.10.1.06e Software licensed to Groundwater Stats Consulting. UG
Hollow symbols indicate censored values.

Within Limit

Prediction Limit

Intrawell Parametric

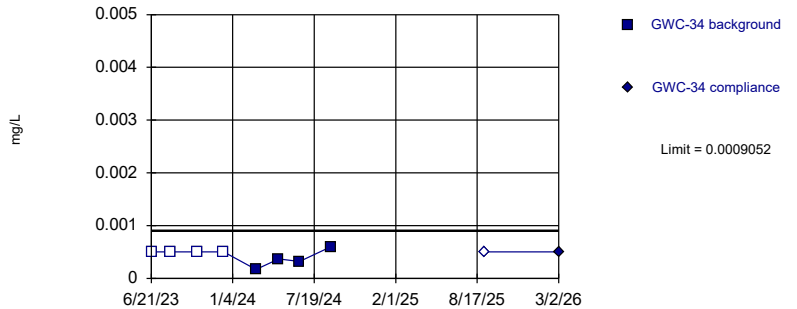

Background Data Summary (after Kaplan-Meier Adjustment): Mean=0.0003258, Std. Dev.=0.0001306, n=8, 50% NDs. Normality test: Shapiro Wilk @alpha = 0.1, calculated = 0.8766, critical = 0.851. Kappa = 4.436 (c=16, w=30, 1 of 2, event alpha = 0.05132). Report alpha = 0.0001097.

Constituent: Cadmium Analysis Run 5/1/2026 4:23 PM View: Appendix I Intrawell
Plant Bowen Client: Southern Company Data: Bowen LF 3-8

Sanitas™ v.10.1.06e Software licensed to Groundwater Stats Consulting. UG
Hollow symbols indicate censored values.

Within Limit

Prediction Limit

Intrawell Non-parametric

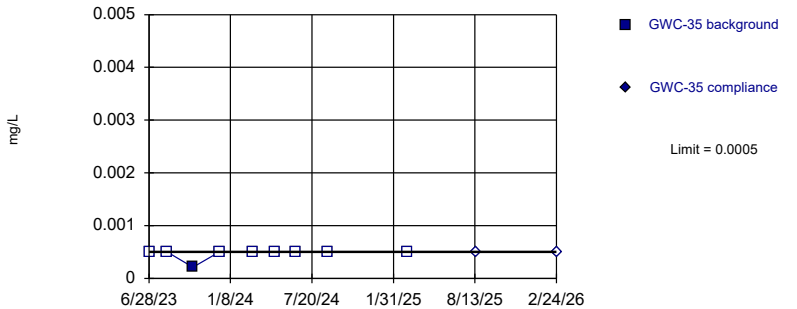

Non-parametric test used in lieu of parametric prediction limit because censored data exceeded 50%. Limit is highest of 9 background values. 88.89% NDs. Well-constituent pair annual alpha = 0.03586. Individual comparison alpha = 0.01809 (1 of 2).

Constituent: Cadmium Analysis Run 5/1/2026 4:23 PM View: Appendix I Intrawell
Plant Bowen Client: Southern Company Data: Bowen LF 3-8

Sanitas™ v.10.1.06e Software licensed to Groundwater Stats Consulting. UG
Hollow symbols indicate censored values.

Within Limit

Prediction Limit

Intrawell Non-parametric

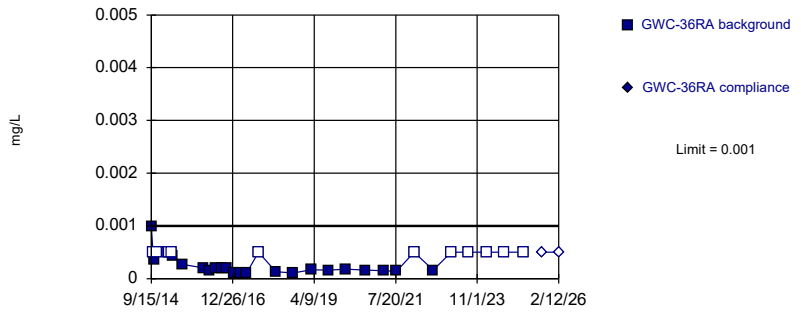

Non-parametric test used in lieu of parametric prediction limit because the Shapiro Wilk normality test showed the data to be non-normal at the 0.01 alpha level. Limit is highest of 33 background values. 36.36% NDs. Well-constituent pair annual alpha = 0.003399. Individual comparison alpha = 0.001701 (1 of 2).

Constituent: Cadmium Analysis Run 5/1/2026 4:23 PM View: Appendix I Intrawell

Plant Bowen Client: Southern Company Data: Bowen LF 3-8

Sanitas™ v.10.1.06e Software licensed to Groundwater Stats Consulting. UG
Hollow symbols indicate censored values.

Within Limit

Prediction Limit

Intrawell Non-parametric

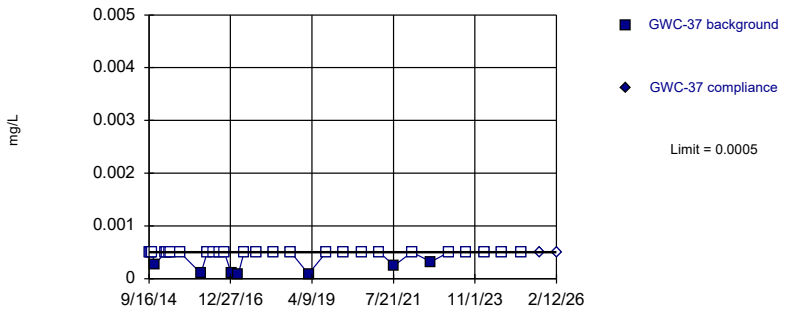

Non-parametric test used in lieu of parametric prediction limit because censored data exceeded 50%. Limit is highest of 33 background values. 78.79% NDs. Well-constituent pair annual alpha = 0.003399. Individual comparison alpha = 0.001701 (1 of 2).

Constituent: Cadmium Analysis Run 5/1/2026 4:23 PM View: Appendix I Intrawell

Plant Bowen Client: Southern Company Data: Bowen LF 3-8

Sanitas™ v.10.1.06e Software licensed to Groundwater Stats Consulting. UG
Hollow symbols indicate censored values.

Within Limit

Prediction Limit

Intrawell Non-parametric

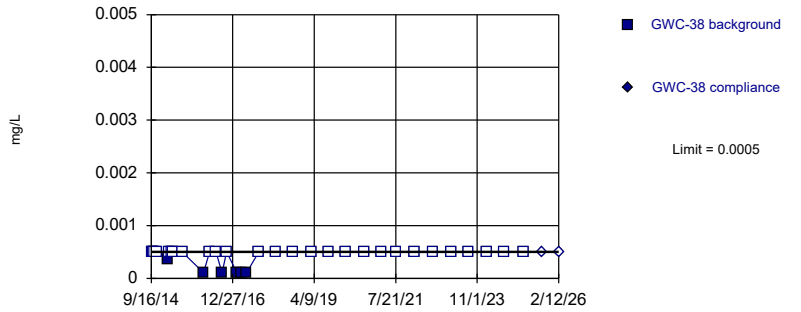

Non-parametric test used in lieu of parametric prediction limit because censored data exceeded 50%. Limit is highest of 33 background values. 81.82% NDs. Well-constituent pair annual alpha = 0.003399. Individual comparison alpha = 0.001701 (1 of 2).

Constituent: Cadmium Analysis Run 5/1/2026 4:23 PM View: Appendix I Intrawell

Plant Bowen Client: Southern Company Data: Bowen LF 3-8

Sanitas™ v.10.1.06e Software licensed to Groundwater Stats Consulting. UG
Hollow symbols indicate censored values.

Within Limit

Prediction Limit

Intrawell Non-parametric

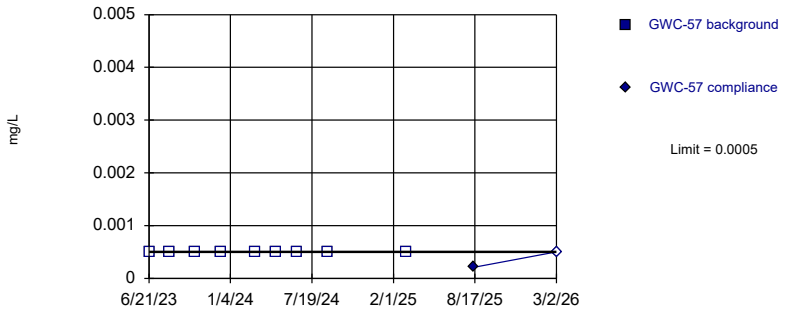

Non-parametric test used in lieu of parametric prediction limit because censored data exceeded 50%. All background values (n = 9) were censored; limit is most recent reporting limit. Well-constituent pair annual alpha = 0.03586. Individual comparison alpha = 0.01809 (1 of 2).

Constituent: Cadmium Analysis Run 5/1/2026 4:23 PM View: Appendix I Intrawell

Plant Bowen Client: Southern Company Data: Bowen LF 3-8

Sanitas™ v.10.1.06e Software licensed to Groundwater Stats Consulting. UG
Hollow symbols indicate censored values.

Within Limit

Prediction Limit

Intrawell Non-parametric

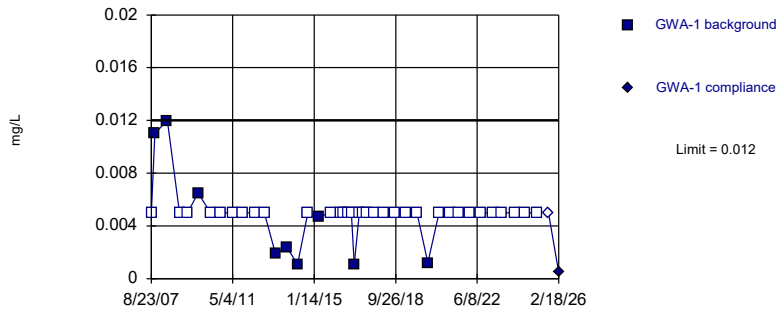

Non-parametric test used in lieu of parametric prediction limit because censored data exceeded 50%. Limit is highest of 42 background values. 78.57% NDs. Well-constituent pair annual alpha = 0.002154. Individual comparison alpha = 0.001077 (1 of 2).

Constituent: Chromium Analysis Run 5/1/2026 4:24 PM View: Appendix I Intrawell
Plant Bowen Client: Southern Company Data: Bowen LF 3-8

Sanitas™ v.10.1.06e Software licensed to Groundwater Stats Consulting. UG
Hollow symbols indicate censored values.

Within Limit

Prediction Limit

Intrawell Non-parametric

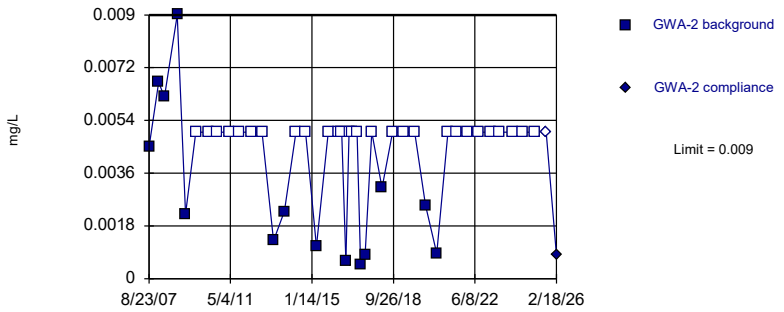

Non-parametric test used in lieu of parametric prediction limit because censored data exceeded 50%. Limit is highest of 42 background values. 66.67% NDs. Well-constituent pair annual alpha = 0.002154. Individual comparison alpha = 0.001077 (1 of 2).

Constituent: Chromium Analysis Run 5/1/2026 4:24 PM View: Appendix I Intrawell
Plant Bowen Client: Southern Company Data: Bowen LF 3-8

Sanitas™ v.10.1.06e Software licensed to Groundwater Stats Consulting. UG
Hollow symbols indicate censored values.

Within Limit

Prediction Limit

Intrawell Non-parametric

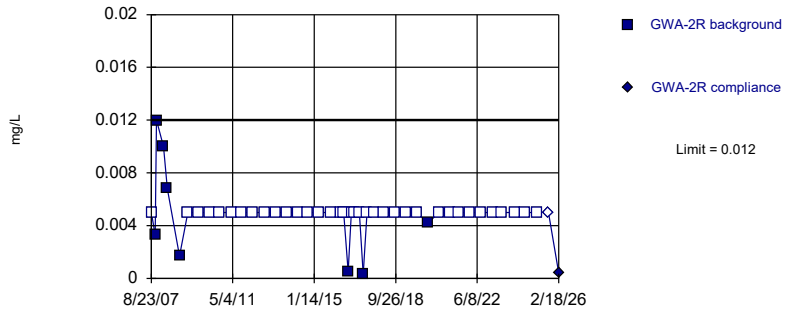

Non-parametric test used in lieu of parametric prediction limit because censored data exceeded 50%. Limit is highest of 44 background values. 81.82% NDs. Well-constituent pair annual alpha = 0.001992. Individual comparison alpha = 0.0009963 (1 of 2).

Constituent: Chromium Analysis Run 5/1/2026 4:24 PM View: Appendix I Intrawell
Plant Bowen Client: Southern Company Data: Bowen LF 3-8

Sanitas™ v.10.1.06e Software licensed to Groundwater Stats Consulting. UG
Hollow symbols indicate censored values.

Within Limit

Prediction Limit

Intrawell Non-parametric

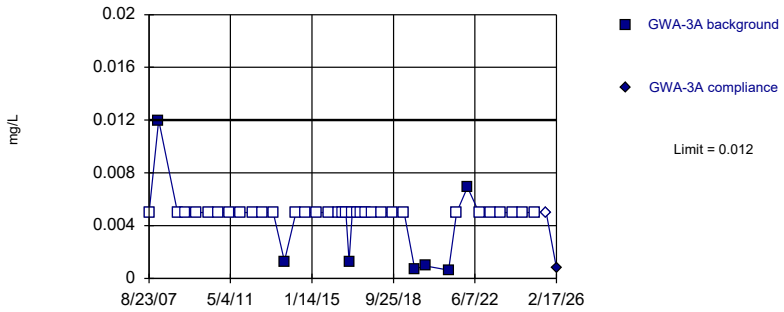

Non-parametric test used in lieu of parametric prediction limit because censored data exceeded 50%. Limit is highest of 40 background values. 82.5% NDs. Well-constituent pair annual alpha = 0.002316. Individual comparison alpha = 0.001159 (1 of 2).

Constituent: Chromium Analysis Run 5/1/2026 4:24 PM View: Appendix I Intrawell
Plant Bowen Client: Southern Company Data: Bowen LF 3-8

Sanitas™ v.10.1.06e Software licensed to Groundwater Stats Consulting. UG
Hollow symbols indicate censored values.

Within Limit

Prediction Limit

Intrawell Non-parametric

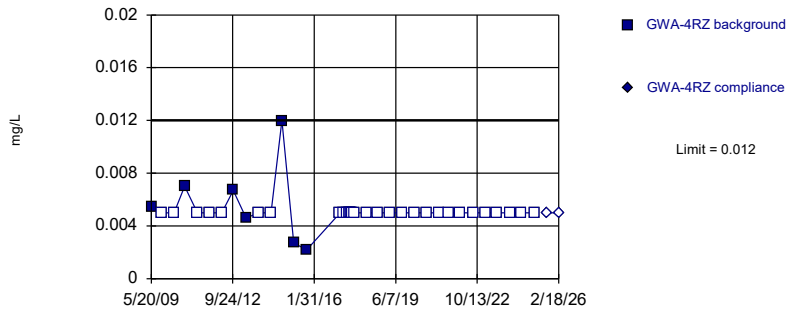

Non-parametric test used in lieu of parametric prediction limit because censored data exceeded 50%. Limit is highest of 38 background values. 81.58% NDs. Well-constituent pair annual alpha = 0.002586. Individual comparison alpha = 0.001294 (1 of 2).

Constituent: Chromium Analysis Run 5/1/2026 4:24 PM View: Appendix I Intrawell
Plant Bowen Client: Southern Company Data: Bowen LF 3-8

Sanitas™ v.10.1.06e Software licensed to Groundwater Stats Consulting. UG
Hollow symbols indicate censored values.

Within Limit

Prediction Limit

Intrawell Non-parametric

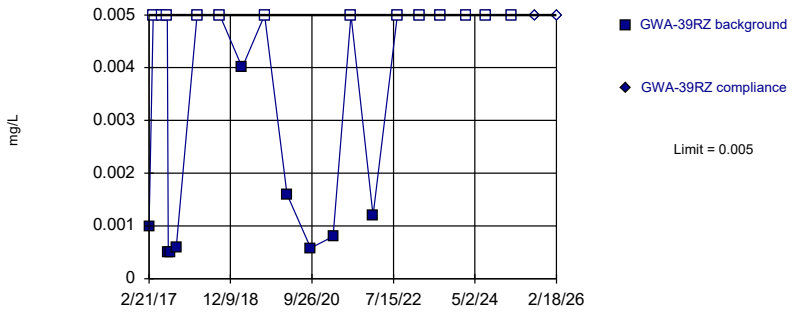

Non-parametric test used in lieu of parametric prediction limit because censored data exceeded 50%. Limit is highest of 22 background values. 59.09% NDs. Well-constituent pair annual alpha = 0.007401. Individual comparison alpha = 0.003707 (1 of 2).

Constituent: Chromium Analysis Run 5/1/2026 4:24 PM View: Appendix I Intrawell
Plant Bowen Client: Southern Company Data: Bowen LF 3-8

Sanitas™ v.10.1.06e Software licensed to Groundwater Stats Consulting. UG
Hollow symbols indicate censored values.

Within Limit

Prediction Limit

Intrawell Non-parametric

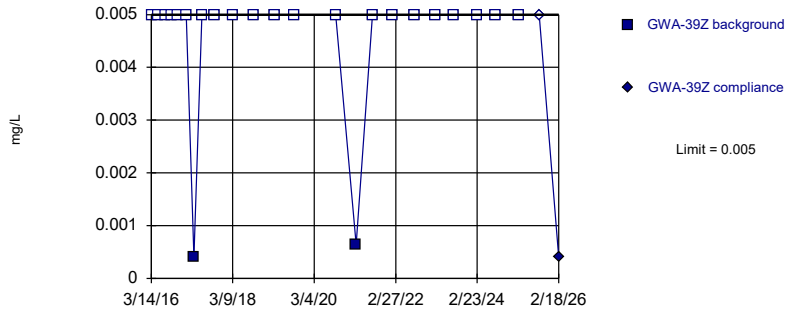

Non-parametric test used in lieu of parametric prediction limit because censored data exceeded 50%. Limit is highest of 23 background values. 91.3% NDs. Well-constituent pair annual alpha = 0.006819. Individual comparison alpha = 0.003415 (1 of 2).

Constituent: Chromium Analysis Run 5/1/2026 4:24 PM View: Appendix I Intrawell
Plant Bowen Client: Southern Company Data: Bowen LF 3-8

Sanitas™ v.10.1.06e Software licensed to Groundwater Stats Consulting. UG
Hollow symbols indicate censored values.

Within Limit

Prediction Limit

Intrawell Non-parametric

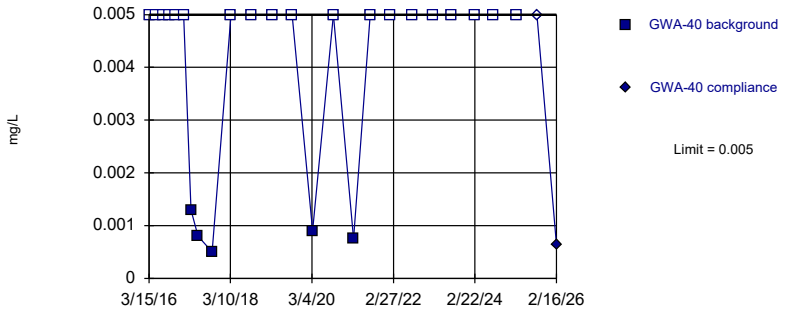

Non-parametric test used in lieu of parametric prediction limit because censored data exceeded 50%. Limit is highest of 24 background values. 79.17% NDs. Well-constituent pair annual alpha = 0.006238. Individual comparison alpha = 0.003124 (1 of 2).

Constituent: Chromium Analysis Run 5/1/2026 4:24 PM View: Appendix I Intrawell
Plant Bowen Client: Southern Company Data: Bowen LF 3-8

Sanitas™ v.10.1.06e Software licensed to Groundwater Stats Consulting. UG
Hollow symbols indicate censored values.

Within Limit

Prediction Limit

Intrawell Non-parametric

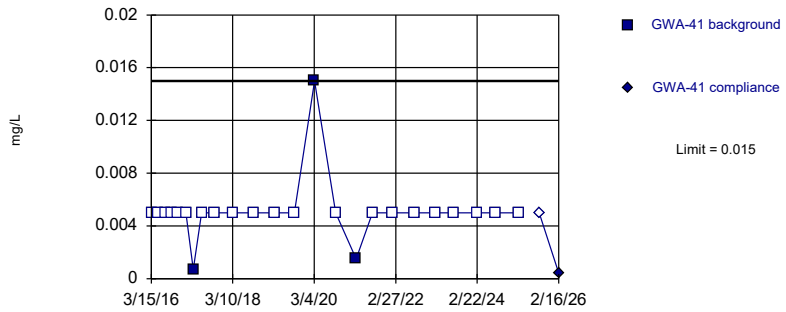

Non-parametric test used in lieu of parametric prediction limit because censored data exceeded 50%. Limit is highest of 24 background values. 87.5% NDs. Well-constituent pair annual alpha = 0.006238. Individual comparison alpha = 0.003124 (1 of 2).

Constituent: Chromium Analysis Run 5/1/2026 4:24 PM View: Appendix I Intrawell
Plant Bowen Client: Southern Company Data: Bowen LF 3-8

Sanitas™ v.10.1.06e Software licensed to Groundwater Stats Consulting. UG
Hollow symbols indicate censored values.

Within Limit

Prediction Limit

Intrawell Non-parametric

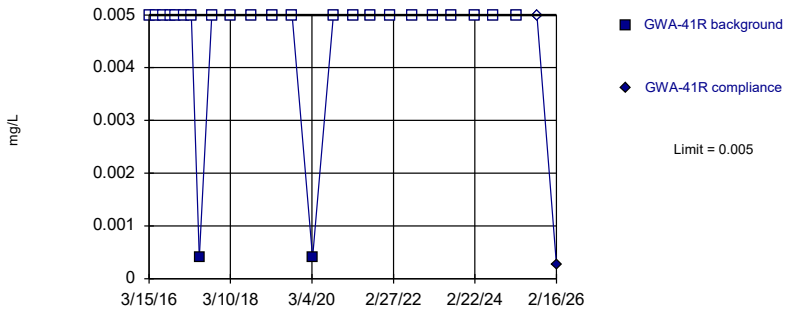

Non-parametric test used in lieu of parametric prediction limit because censored data exceeded 50%. Limit is highest of 24 background values. 91.67% NDs. Well-constituent pair annual alpha = 0.006238. Individual comparison alpha = 0.003124 (1 of 2).

Constituent: Chromium Analysis Run 5/1/2026 4:24 PM View: Appendix I Intrawell
Plant Bowen Client: Southern Company Data: Bowen LF 3-8

Sanitas™ v.10.1.06e Software licensed to Groundwater Stats Consulting. UG
Hollow symbols indicate censored values.

Within Limit

Prediction Limit

Intrawell Non-parametric

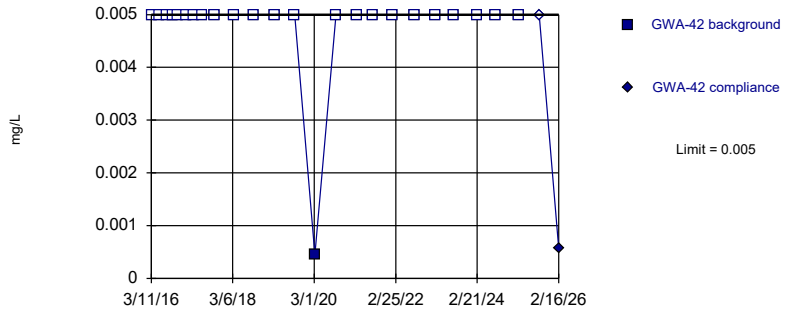

Non-parametric test used in lieu of parametric prediction limit because censored data exceeded 50%. Limit is highest of 24 background values. 95.83% NDs. Well-constituent pair annual alpha = 0.006238. Individual comparison alpha = 0.003124 (1 of 2).

Constituent: Chromium Analysis Run 5/1/2026 4:24 PM View: Appendix I Intrawell
Plant Bowen Client: Southern Company Data: Bowen LF 3-8

Sanitas™ v.10.1.06e Software licensed to Groundwater Stats Consulting. UG
Hollow symbols indicate censored values.

Within Limit

Prediction Limit

Intrawell Non-parametric

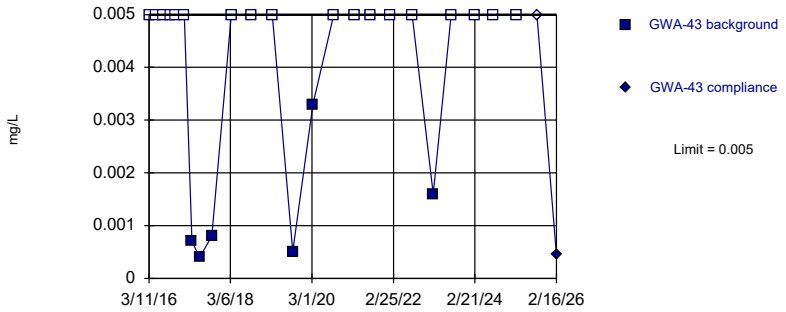

Non-parametric test used in lieu of parametric prediction limit because censored data exceeded 50%. Limit is highest of 24 background values. 75% NDs. Well-constituent pair annual alpha = 0.006238. Individual comparison alpha = 0.003124 (1 of 2).

Constituent: Chromium Analysis Run 5/1/2026 4:24 PM View: Appendix I Intrawell
Plant Bowen Client: Southern Company Data: Bowen LF 3-8

Sanitas™ v.10.1.06e Software licensed to Groundwater Stats Consulting. UG
Hollow symbols indicate censored values.

Within Limit

Prediction Limit

Intrawell Non-parametric

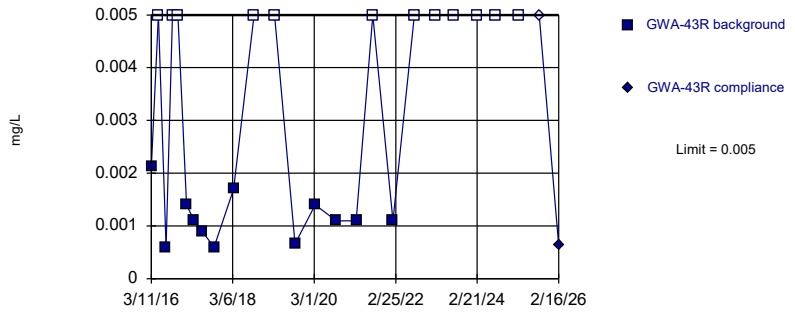

Non-parametric test used in lieu of parametric prediction limit because the Shapiro Wilk normality test showed the data to be non-normal at the 0.01 alpha level. Limit is highest of 24 background values. 50% NDs. Well-constituent pair annual alpha = 0.006238. Individual comparison alpha = 0.003124 (1 of 2).

Constituent: Chromium Analysis Run 5/1/2026 4:24 PM View: Appendix I Intrawell

Plant Bowen Client: Southern Company Data: Bowen LF 3-8

Sanitas™ v.10.1.06e Software licensed to Groundwater Stats Consulting. UG
Hollow symbols indicate censored values.

Within Limit

Prediction Limit

Intrawell Non-parametric

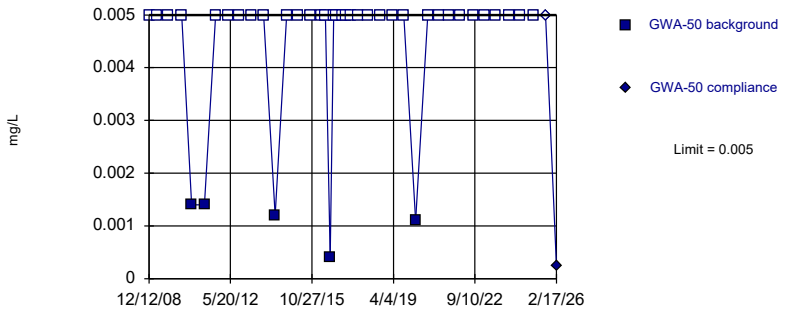

Non-parametric test used in lieu of parametric prediction limit because censored data exceeded 50%. Limit is highest of 39 background values. 87.18% NDs. Well-constituent pair annual alpha = 0.002451. Individual comparison alpha = 0.001226 (1 of 2).

Constituent: Chromium Analysis Run 5/1/2026 4:24 PM View: Appendix I Intrawell

Plant Bowen Client: Southern Company Data: Bowen LF 3-8

Sanitas™ v.10.1.06e Software licensed to Groundwater Stats Consulting. UG
Hollow symbols indicate censored values.

Within Limit

Prediction Limit

Intrawell Non-parametric

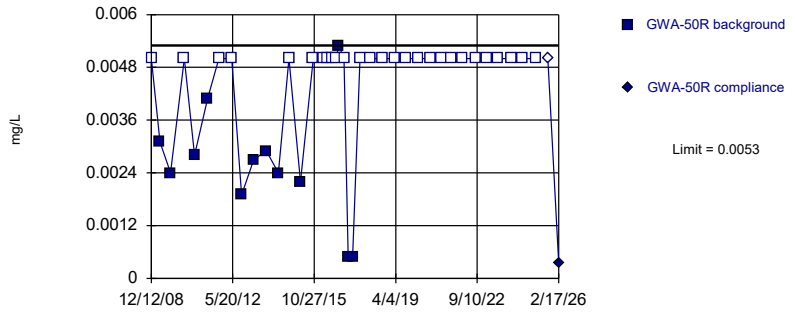

Non-parametric test used in lieu of parametric prediction limit because censored data exceeded 50%. Limit is highest of 39 background values. 69.23% NDs. Well-constituent pair annual alpha = 0.002451. Individual comparison alpha = 0.001226 (1 of 2).

Constituent: Chromium Analysis Run 5/1/2026 4:24 PM View: Appendix I Intrawell

Plant Bowen Client: Southern Company Data: Bowen LF 3-8

Sanitas™ v.10.1.06e Software licensed to Groundwater Stats Consulting. UG
Hollow symbols indicate censored values.

Within Limit

Prediction Limit

Intrawell Non-parametric

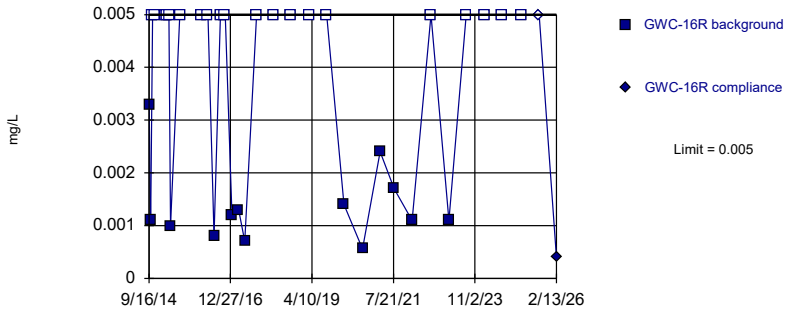

Non-parametric test used in lieu of parametric prediction limit because censored data exceeded 50%. Limit is highest of 33 background values. 60.61% NDs. Well-constituent pair annual alpha = 0.003399. Individual comparison alpha = 0.001701 (1 of 2).

Constituent: Chromium Analysis Run 5/1/2026 4:24 PM View: Appendix I Intrawell

Plant Bowen Client: Southern Company Data: Bowen LF 3-8

Sanitas™ v.10.1.06e Software licensed to Groundwater Stats Consulting. UG
Hollow symbols indicate censored values.

Within Limit

Prediction Limit

Intrawell Non-parametric

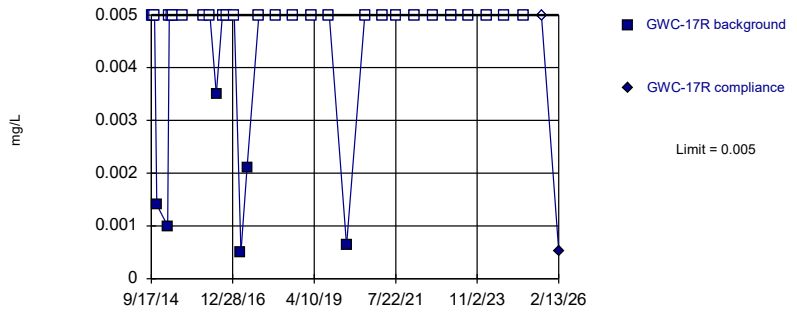

Non-parametric test used in lieu of parametric prediction limit because censored data exceeded 50%. Limit is highest of 33 background values. 81.82% NDs. Well-constituent pair annual alpha = 0.003399. Individual comparison alpha = 0.001701 (1 of 2).

Constituent: Chromium Analysis Run 5/1/2026 4:24 PM View: Appendix I Intrawell

Plant Bowen Client: Southern Company Data: Bowen LF 3-8

Sanitas™ v.10.1.06e Software licensed to Groundwater Stats Consulting. UG
Hollow symbols indicate censored values.

Within Limit

Prediction Limit

Intrawell Parametric

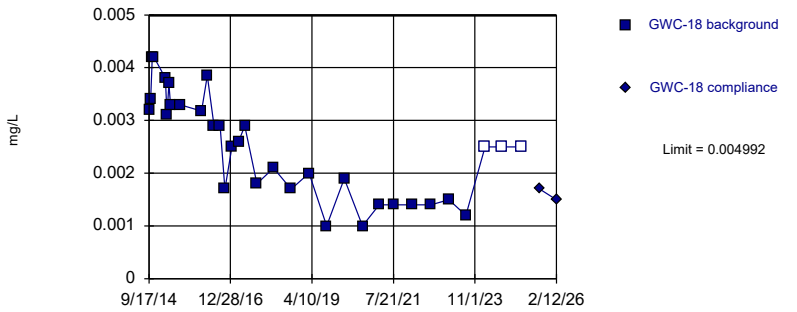

Background Data Summary: Mean=0.002486, Std. Dev.=0.0009551, n=33, 9.091% NDs. Normality test: Shapiro Wilk @alpha = 0.01, calculated = 0.9444, critical = 0.906. Kappa = 2.624 (c=16, w=30, 1 of 2, event alpha = 0.05132). Report alpha = 0.0001097.

Constituent: Chromium Analysis Run 5/1/2026 4:24 PM View: Appendix I Intrawell

Plant Bowen Client: Southern Company Data: Bowen LF 3-8

Sanitas™ v.10.1.06e Software licensed to Groundwater Stats Consulting. UG
Hollow symbols indicate censored values.

Within Limit

Prediction Limit

Intrawell Non-parametric

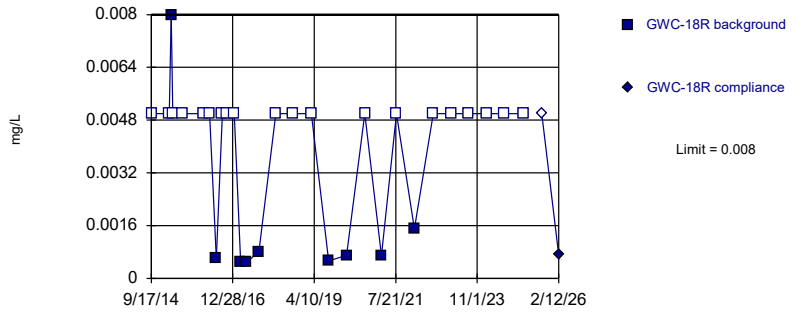

Non-parametric test used in lieu of parametric prediction limit because censored data exceeded 50%. Limit is highest of 29 background values. 68.97% NDs. Well-constituent pair annual alpha = 0.00434. Individual comparison alpha = 0.002172 (1 of 2).

Constituent: Chromium Analysis Run 5/1/2026 4:24 PM View: Appendix I Intrawell

Plant Bowen Client: Southern Company Data: Bowen LF 3-8

Sanitas™ v.10.1.06e Software licensed to Groundwater Stats Consulting. UG
Hollow symbols indicate censored values.

Within Limit

Prediction Limit

Intrawell Non-parametric

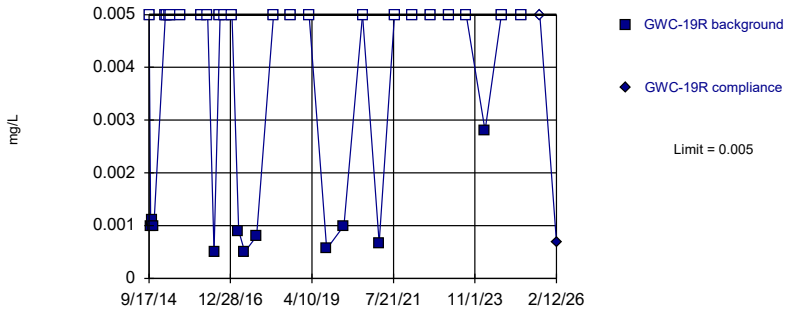

Non-parametric test used in lieu of parametric prediction limit because censored data exceeded 50%. Limit is highest of 33 background values. 66.67% NDs. Well-constituent pair annual alpha = 0.003399. Individual comparison alpha = 0.001701 (1 of 2).

Constituent: Chromium Analysis Run 5/1/2026 4:24 PM View: Appendix I Intrawell

Plant Bowen Client: Southern Company Data: Bowen LF 3-8

Sanitas™ v.10.1.06e Software licensed to Groundwater Stats Consulting. UG
Hollow symbols indicate censored values.

Within Limit

Prediction Limit

Intrawell Non-parametric

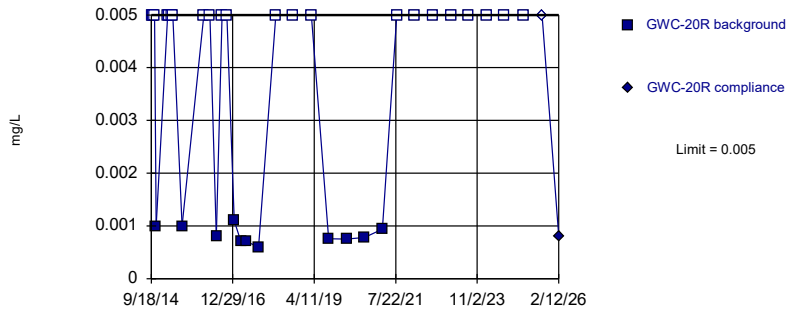

Non-parametric test used in lieu of parametric prediction limit because censored data exceeded 50%. Limit is highest of 33 background values. 66.67% NDs. Well-constituent pair annual alpha = 0.003399. Individual comparison alpha = 0.001701 (1 of 2).

Constituent: Chromium Analysis Run 5/1/2026 4:24 PM View: Appendix I Intrawell
Plant Bowen Client: Southern Company Data: Bowen LF 3-8

Sanitas™ v.10.1.06e Software licensed to Groundwater Stats Consulting. UG
Hollow symbols indicate censored values.

Within Limit

Prediction Limit

Intrawell Non-parametric

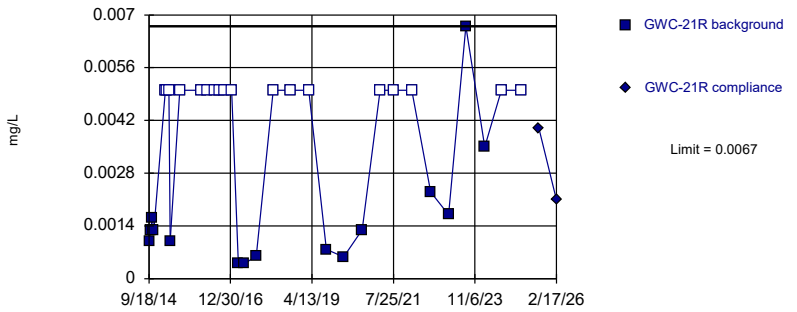

Non-parametric test used in lieu of parametric prediction limit because censored data exceeded 50%. Limit is highest of 33 background values. 54.55% NDs. Well-constituent pair annual alpha = 0.003399. Individual comparison alpha = 0.001701 (1 of 2).

Constituent: Chromium Analysis Run 5/1/2026 4:24 PM View: Appendix I Intrawell
Plant Bowen Client: Southern Company Data: Bowen LF 3-8

Sanitas™ v.10.1.06e Software licensed to Groundwater Stats Consulting. UG
Hollow symbols indicate censored values.

Within Limit

Prediction Limit

Intrawell Non-parametric

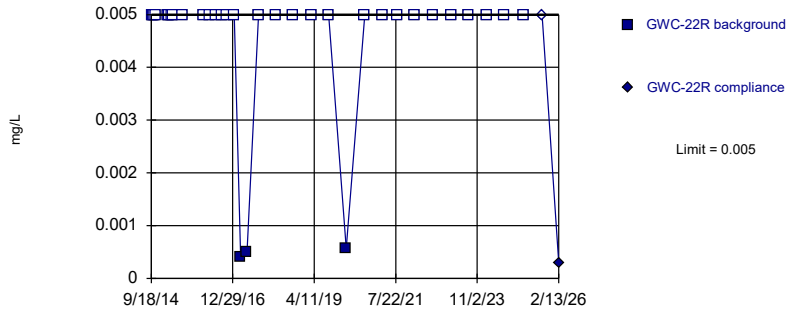

Non-parametric test used in lieu of parametric prediction limit because censored data exceeded 50%. Limit is highest of 33 background values. 90.91% NDs. Well-constituent pair annual alpha = 0.003399. Individual comparison alpha = 0.001701 (1 of 2).

Constituent: Chromium Analysis Run 5/1/2026 4:24 PM View: Appendix I Intrawell
Plant Bowen Client: Southern Company Data: Bowen LF 3-8

Sanitas™ v.10.1.06e Software licensed to Groundwater Stats Consulting. UG
Hollow symbols indicate censored values.

Within Limit

Prediction Limit

Intrawell Non-parametric

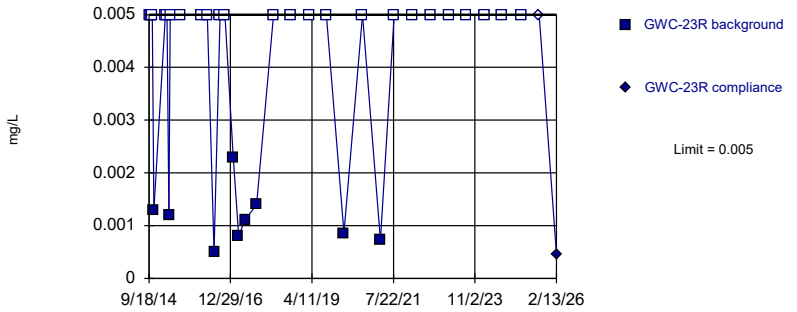

Non-parametric test used in lieu of parametric prediction limit because censored data exceeded 50%. Limit is highest of 33 background values. 72.73% NDs. Well-constituent pair annual alpha = 0.003399. Individual comparison alpha = 0.001701 (1 of 2).

Constituent: Chromium Analysis Run 5/1/2026 4:24 PM View: Appendix I Intrawell
Plant Bowen Client: Southern Company Data: Bowen LF 3-8

Sanitas™ v.10.1.06e Software licensed to Groundwater Stats Consulting. UG
Hollow symbols indicate censored values.

Within Limit

Prediction Limit

Intrawell Non-parametric

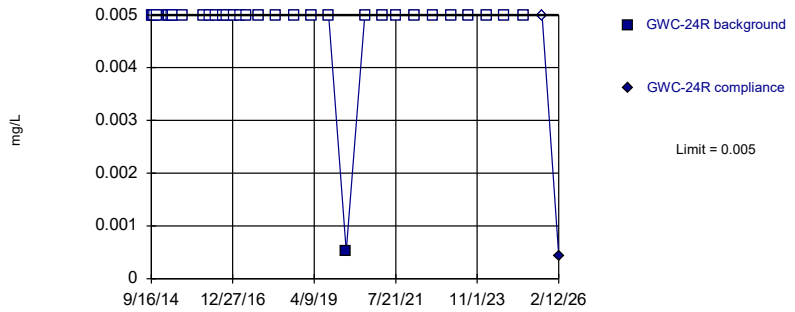

Non-parametric test used in lieu of parametric prediction limit because censored data exceeded 50%. Limit is highest of 33 background values. 96.97% NDs. Well-constituent pair annual alpha = 0.003399. Individual comparison alpha = 0.001701 (1 of 2).

Constituent: Chromium Analysis Run 5/1/2026 4:24 PM View: Appendix I Intrawell
Plant Bowen Client: Southern Company Data: Bowen LF 3-8

Sanitas™ v.10.1.06e Software licensed to Groundwater Stats Consulting. UG
Hollow symbols indicate censored values.

Within Limit

Prediction Limit

Intrawell Non-parametric

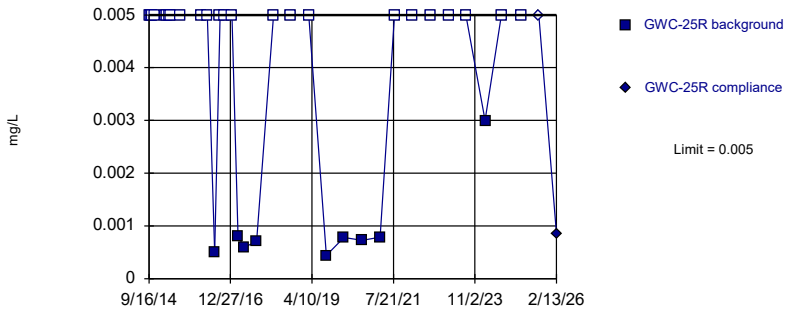

Non-parametric test used in lieu of parametric prediction limit because censored data exceeded 50%. Limit is highest of 33 background values. 72.73% NDs. Well-constituent pair annual alpha = 0.003399. Individual comparison alpha = 0.001701 (1 of 2).

Constituent: Chromium Analysis Run 5/1/2026 4:24 PM View: Appendix I Intrawell
Plant Bowen Client: Southern Company Data: Bowen LF 3-8

Sanitas™ v.10.1.06e Software licensed to Groundwater Stats Consulting. UG
Hollow symbols indicate censored values.

Within Limit

Prediction Limit

Intrawell Non-parametric

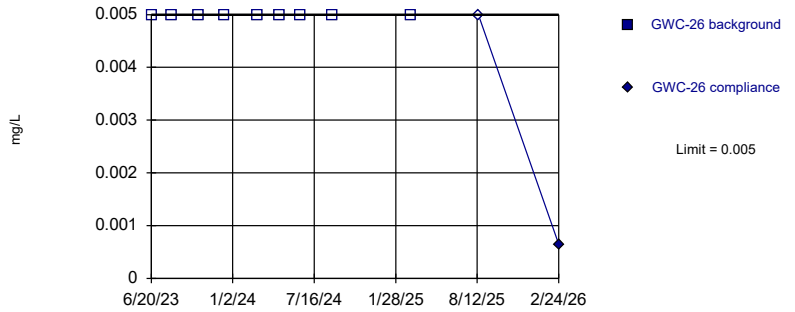

Non-parametric test used in lieu of parametric prediction limit because censored data exceeded 50%. All background values (n = 9) were censored; limit is most recent reporting limit. Well-constituent pair annual alpha = 0.03586. Individual comparison alpha = 0.01809 (1 of 2).

Constituent: Chromium Analysis Run 5/1/2026 4:24 PM View: Appendix I Intrawell
Plant Bowen Client: Southern Company Data: Bowen LF 3-8

Sanitas™ v.10.1.06e Software licensed to Groundwater Stats Consulting. UG
Hollow symbols indicate censored values.

Within Limit

Prediction Limit

Intrawell Non-parametric

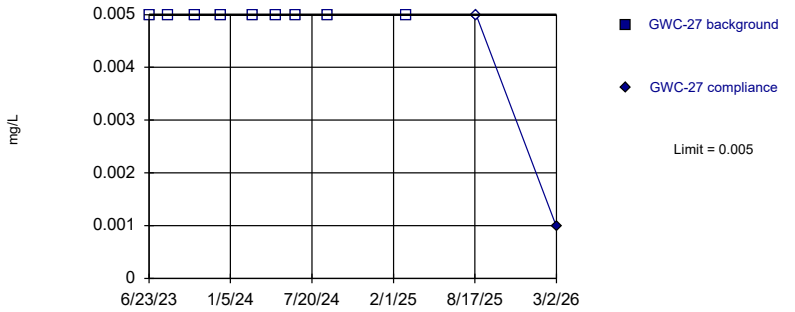

Non-parametric test used in lieu of parametric prediction limit because censored data exceeded 50%. All background values (n = 9) were censored; limit is most recent reporting limit. Well-constituent pair annual alpha = 0.03586. Individual comparison alpha = 0.01809 (1 of 2).

Constituent: Chromium Analysis Run 5/1/2026 4:24 PM View: Appendix I Intrawell
Plant Bowen Client: Southern Company Data: Bowen LF 3-8

Sanitas™ v.10.1.06e Software licensed to Groundwater Stats Consulting. UG
Hollow symbols indicate censored values.

Within Limit

Prediction Limit

Intrawell Non-parametric

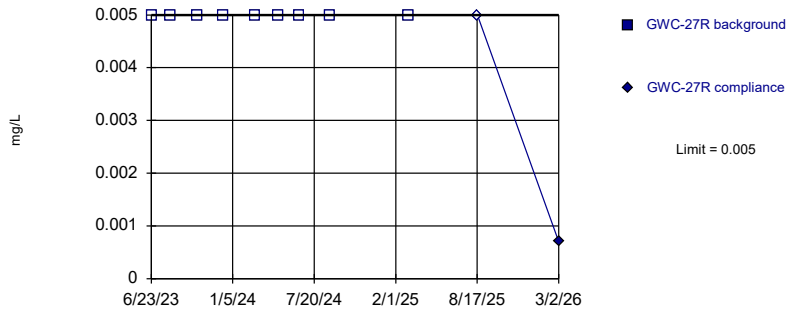

Non-parametric test used in lieu of parametric prediction limit because censored data exceeded 50%. All background values (n = 9) were censored; limit is most recent reporting limit. Well-constituent pair annual alpha = 0.03586. Individual comparison alpha = 0.01809 (1 of 2).

Constituent: Chromium Analysis Run 5/1/2026 4:24 PM View: Appendix I Intrawell

Plant Bowen Client: Southern Company Data: Bowen LF 3-8

Sanitas™ v.10.1.06e Software licensed to Groundwater Stats Consulting. UG
Hollow symbols indicate censored values.
Within Limit
Prediction Limit
Intrawell Non-parametric

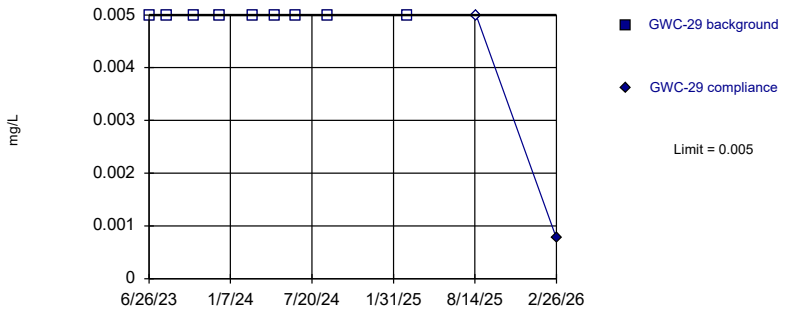

Non-parametric test used in lieu of parametric prediction limit because censored data exceeded 50%. All background values (n = 9) were censored; limit is most recent reporting limit. Well-constituent pair annual alpha = 0.03586. Individual comparison alpha = 0.01809 (1 of 2).

Constituent: Chromium Analysis Run 5/1/2026 4:24 PM View: Appendix I Intrawell

Plant Bowen Client: Southern Company Data: Bowen LF 3-8

Sanitas™ v.10.1.06e Software licensed to Groundwater Stats Consulting. UG
Hollow symbols indicate censored values.
Within Limit
Prediction Limit
Intrawell Non-parametric

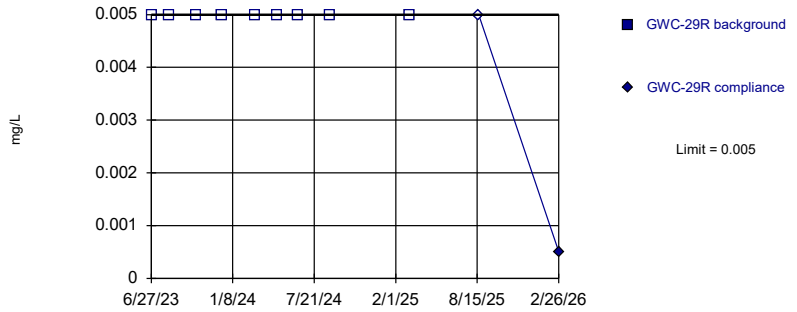

Non-parametric test used in lieu of parametric prediction limit because censored data exceeded 50%. All background values (n = 9) were censored; limit is most recent reporting limit. Well-constituent pair annual alpha = 0.03586. Individual comparison alpha = 0.01809 (1 of 2).

Constituent: Chromium Analysis Run 5/1/2026 4:24 PM View: Appendix I Intrawell

Plant Bowen Client: Southern Company Data: Bowen LF 3-8

Sanitas™ v.10.1.06e Software licensed to Groundwater Stats Consulting. UG
Hollow symbols indicate censored values.
Within Limit
Prediction Limit
Intrawell Non-parametric

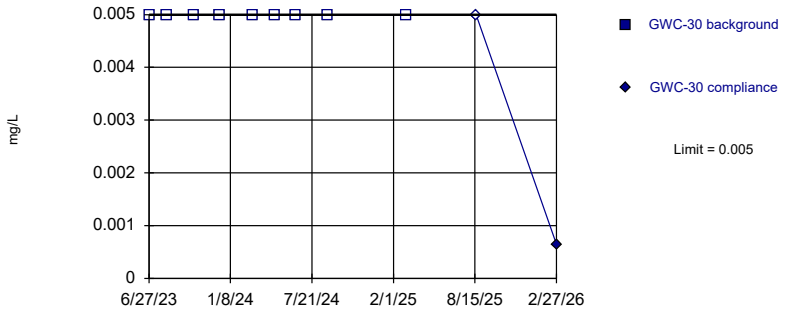

Non-parametric test used in lieu of parametric prediction limit because censored data exceeded 50%. All background values (n = 9) were censored; limit is most recent reporting limit. Well-constituent pair annual alpha = 0.03586. Individual comparison alpha = 0.01809 (1 of 2).

Constituent: Chromium Analysis Run 5/1/2026 4:24 PM View: Appendix I Intrawell

Plant Bowen Client: Southern Company Data: Bowen LF 3-8

Sanitas™ v.10.1.06e Software licensed to Groundwater Stats Consulting. UG
Hollow symbols indicate censored values.

Within Limit

Prediction Limit

Intrawell Non-parametric

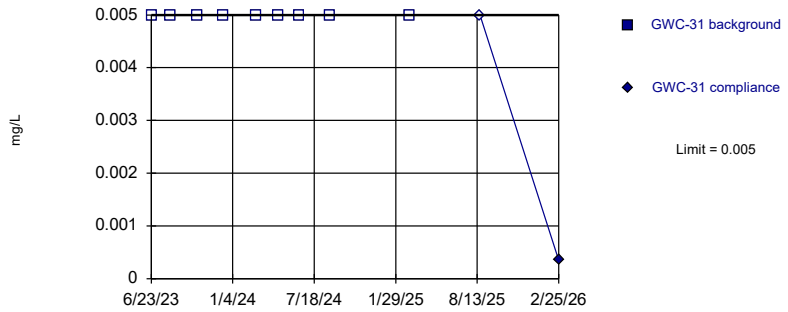

Non-parametric test used in lieu of parametric prediction limit because censored data exceeded 50%. All background values (n = 9) were censored; limit is most recent reporting limit. Well-constituent pair annual alpha = 0.03586. Individual comparison alpha = 0.01809 (1 of 2).

Constituent: Chromium Analysis Run 5/1/2026 4:24 PM View: Appendix I Intrawell

Plant Bowen Client: Southern Company Data: Bowen LF 3-8

Sanitas™ v.10.1.06e Software licensed to Groundwater Stats Consulting. UG
Hollow symbols indicate censored values.
Within Limit
Prediction Limit
Intrawell Non-parametric

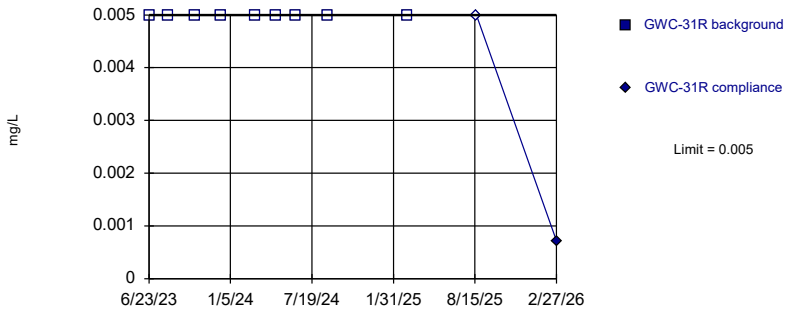

Non-parametric test used in lieu of parametric prediction limit because censored data exceeded 50%. All background values (n = 9) were censored; limit is most recent reporting limit. Well-constituent pair annual alpha = 0.03586. Individual comparison alpha = 0.01809 (1 of 2).

Constituent: Chromium Analysis Run 5/1/2026 4:24 PM View: Appendix I Intrawell

Plant Bowen Client: Southern Company Data: Bowen LF 3-8

Sanitas™ v.10.1.06e Software licensed to Groundwater Stats Consulting. UG
Hollow symbols indicate censored values.
Within Limit
Prediction Limit
Intrawell Non-parametric

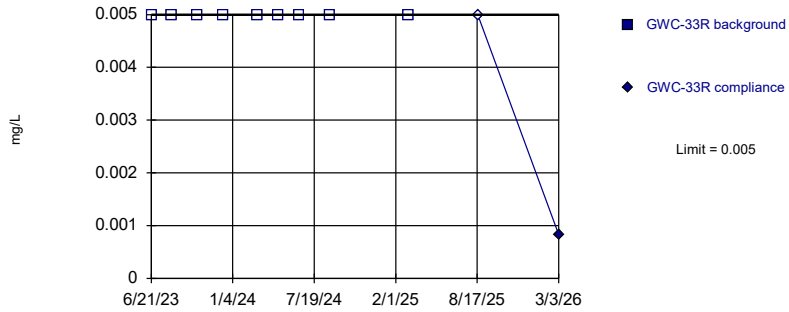

Non-parametric test used in lieu of parametric prediction limit because censored data exceeded 50%. All background values (n = 9) were censored; limit is most recent reporting limit. Well-constituent pair annual alpha = 0.03586. Individual comparison alpha = 0.01809 (1 of 2).

Constituent: Chromium Analysis Run 5/1/2026 4:24 PM View: Appendix I Intrawell

Plant Bowen Client: Southern Company Data: Bowen LF 3-8

Sanitas™ v.10.1.06e Software licensed to Groundwater Stats Consulting. UG
Hollow symbols indicate censored values.
Within Limit
Prediction Limit
Intrawell Non-parametric

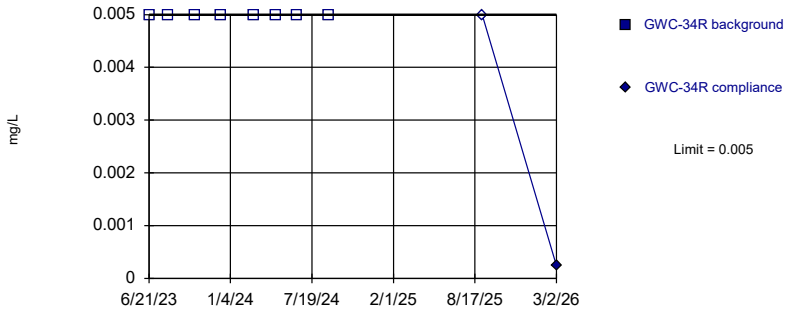

Non-parametric test used in lieu of parametric prediction limit because censored data exceeded 50%. All background values (n = 8) were censored; limit is most recent reporting limit. Well-constituent pair annual alpha = 0.04242. Individual comparison alpha = 0.02144 (1 of 2).

Constituent: Chromium Analysis Run 5/1/2026 4:24 PM View: Appendix I Intrawell

Plant Bowen Client: Southern Company Data: Bowen LF 3-8

Sanitas™ v.10.1.06e Software licensed to Groundwater Stats Consulting. UG
Hollow symbols indicate censored values.

Within Limit

Prediction Limit

Intrawell Non-parametric

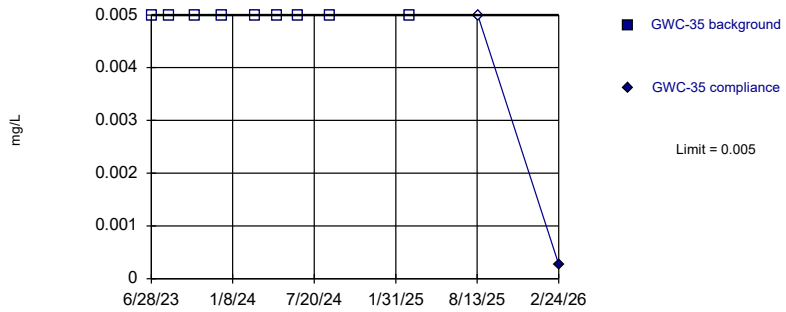

Non-parametric test used in lieu of parametric prediction limit because censored data exceeded 50%. All background values (n = 9) were censored; limit is most recent reporting limit. Well-constituent pair annual alpha = 0.03586. Individual comparison alpha = 0.01809 (1 of 2).

Constituent: Chromium Analysis Run 5/1/2026 4:24 PM View: Appendix I Intrawell
Plant Bowen Client: Southern Company Data: Bowen LF 3-8

Sanitas™ v.10.1.06e Software licensed to Groundwater Stats Consulting. UG
Hollow symbols indicate censored values.

Within Limit

Prediction Limit

Intrawell Non-parametric

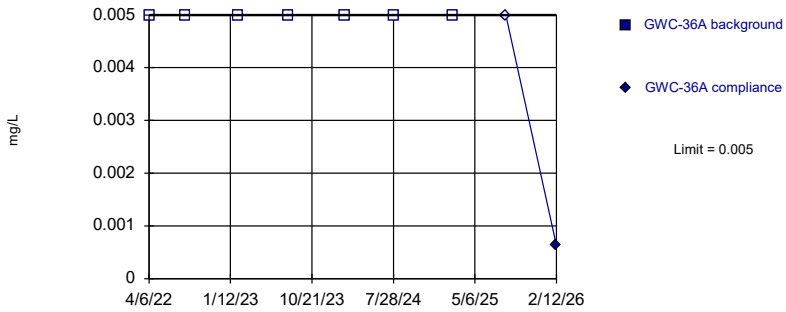

Non-parametric test used in lieu of parametric prediction limit because censored data exceeded 50%. All background values (n = 7) were censored; limit is most recent reporting limit. Well-constituent pair annual alpha = 0.05455. Individual comparison alpha = 0.02765 (1 of 2).

Constituent: Chromium Analysis Run 5/1/2026 4:24 PM View: Appendix I Intrawell
Plant Bowen Client: Southern Company Data: Bowen LF 3-8

Sanitas™ v.10.1.06e Software licensed to Groundwater Stats Consulting. UG
Hollow symbols indicate censored values.

Within Limit

Prediction Limit

Intrawell Non-parametric

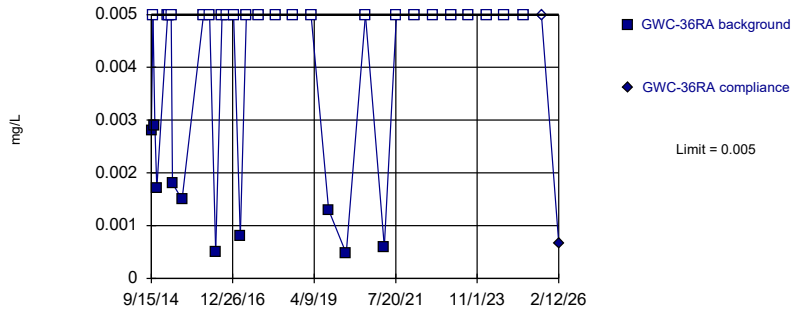

Non-parametric test used in lieu of parametric prediction limit because censored data exceeded 50%. Limit is highest of 33 background values. 69.7% NDs. Well-constituent pair annual alpha = 0.003399. Individual comparison alpha = 0.001701 (1 of 2).

Constituent: Chromium Analysis Run 5/1/2026 4:24 PM View: Appendix I Intrawell
Plant Bowen Client: Southern Company Data: Bowen LF 3-8

Sanitas™ v.10.1.06e Software licensed to Groundwater Stats Consulting. UG
Hollow symbols indicate censored values.

Within Limit

Prediction Limit

Intrawell Non-parametric

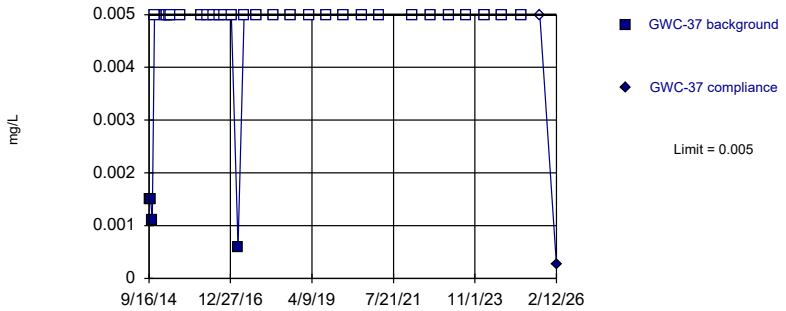

Non-parametric test used in lieu of parametric prediction limit because censored data exceeded 50%. Limit is highest of 32 background values. 87.5% NDs. Well-constituent pair annual alpha = 0.003603. Individual comparison alpha = 0.001803 (1 of 2).

Constituent: Chromium Analysis Run 5/1/2026 4:24 PM View: Appendix I Intrawell
Plant Bowen Client: Southern Company Data: Bowen LF 3-8

Sanitas™ v.10.1.06e Software licensed to Groundwater Stats Consulting. UG
Hollow symbols indicate censored values.

Within Limit

Prediction Limit

Intrawell Non-parametric

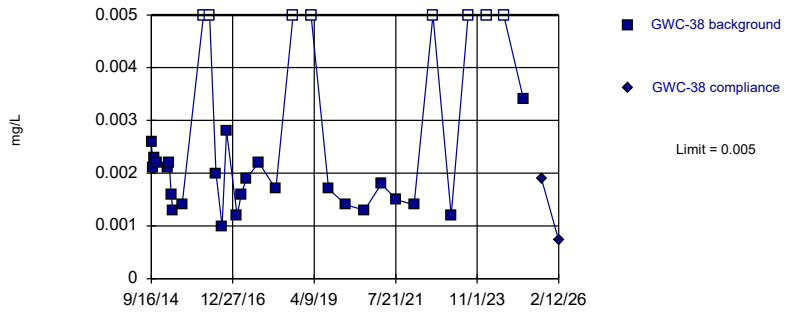

Non-parametric test used in lieu of parametric prediction limit because the Shapiro Wilk normality test showed the data to be non-normal at the 0.01 alpha level. Limit is highest of 33 background values. 24.24% NDs. Well-constituent pair annual alpha = 0.003399. Individual comparison alpha = 0.001701 (1 of 2).

Constituent: Chromium Analysis Run 5/1/2026 4:24 PM View: Appendix I Intrawell
Plant Bowen Client: Southern Company Data: Bowen LF 3-8

Sanitas™ v.10.1.06e Software licensed to Groundwater Stats Consulting. UG
Hollow symbols indicate censored values.

Within Limit

Prediction Limit

Intrawell Non-parametric

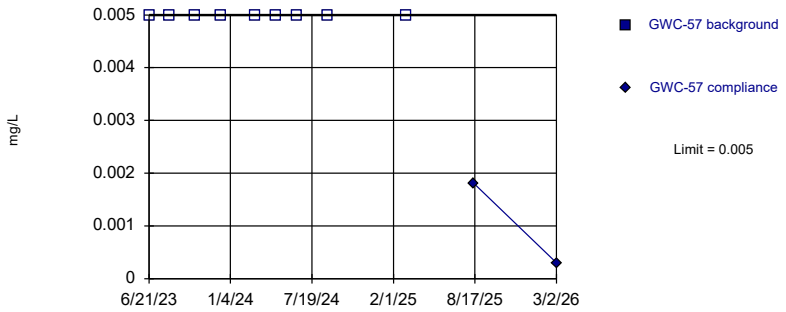

Non-parametric test used in lieu of parametric prediction limit because censored data exceeded 50%. All background values (n = 9) were censored; limit is most recent reporting limit. Well-constituent pair annual alpha = 0.03586. Individual comparison alpha = 0.01809 (1 of 2).

Constituent: Chromium Analysis Run 5/1/2026 4:24 PM View: Appendix I Intrawell
Plant Bowen Client: Southern Company Data: Bowen LF 3-8

Sanitas™ v.10.1.06e Software licensed to Groundwater Stats Consulting. UG
Hollow symbols indicate censored values.

Within Limit

Prediction Limit

Intrawell Non-parametric

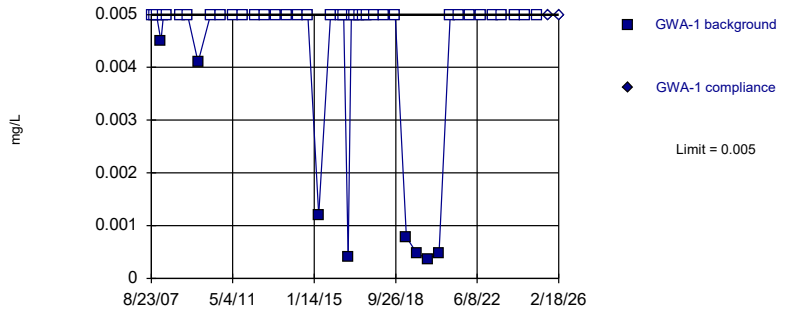

Non-parametric test used in lieu of parametric prediction limit because censored data exceeded 50%. Limit is highest of 45 background values. 82.22% NDs. Well-constituent pair annual alpha = 0.001911. Individual comparison alpha = 0.0009557 (1 of 2).

Constituent: Cobalt Analysis Run 5/1/2026 4:24 PM View: Appendix I Intrawell
Plant Bowen Client: Southern Company Data: Bowen LF 3-8

Sanitas™ v.10.1.06e Software licensed to Groundwater Stats Consulting. UG
Hollow symbols indicate censored values.

Within Limit

Prediction Limit

Intrawell Non-parametric

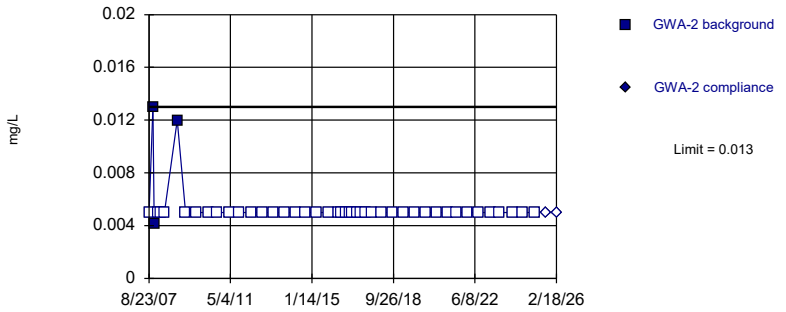

Non-parametric test used in lieu of parametric prediction limit because censored data exceeded 50%. Limit is highest of 45 background values. 93.33% NDs. Well-constituent pair annual alpha = 0.001911. Individual comparison alpha = 0.0009557 (1 of 2).

Constituent: Cobalt Analysis Run 5/1/2026 4:24 PM View: Appendix I Intrawell
Plant Bowen Client: Southern Company Data: Bowen LF 3-8

Sanitas™ v.10.1.06e Software licensed to Groundwater Stats Consulting. UG
Hollow symbols indicate censored values.

Within Limit

Prediction Limit

Intrawell Non-parametric

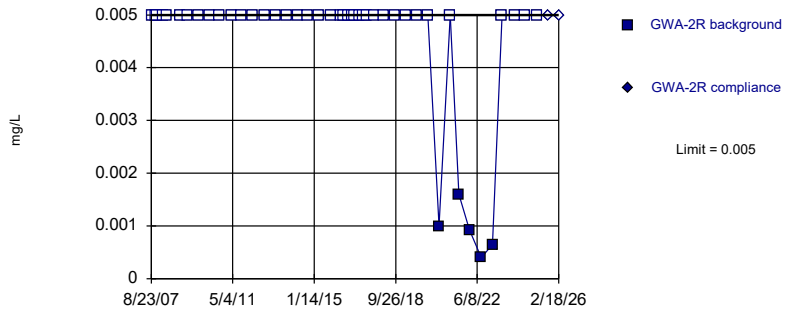

Non-parametric test used in lieu of parametric prediction limit because censored data exceeded 50%. Limit is highest of 44 background values. 88.64% NDs. Well-constituent pair annual alpha = 0.001992. Individual comparison alpha = 0.0009963 (1 of 2).

Constituent: Cobalt Analysis Run 5/1/2026 4:24 PM View: Appendix I Intrawell

Plant Bowen Client: Southern Company Data: Bowen LF 3-8

Sanitas™ v.10.1.06e Software licensed to Groundwater Stats Consulting. UG
Hollow symbols indicate censored values.

Within Limit

Prediction Limit

Intrawell Non-parametric

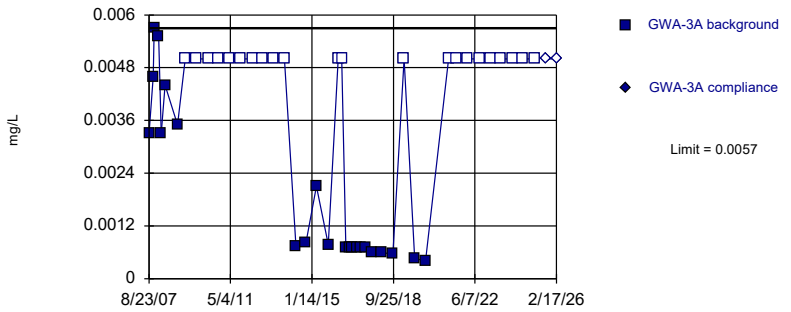

Non-parametric test used in lieu of parametric prediction limit because the Shapiro Wilk normality test showed the data to be non-normal at the 0.01 alpha level. Limit is highest of 44 background values. 50% NDs. Well-constituent pair annual alpha = 0.001992. Individual comparison alpha = 0.0009963 (1 of 2).

Constituent: Cobalt Analysis Run 5/1/2026 4:24 PM View: Appendix I Intrawell

Plant Bowen Client: Southern Company Data: Bowen LF 3-8

Sanitas™ v.10.1.06e Software licensed to Groundwater Stats Consulting. UG
Hollow symbols indicate censored values.

Within Limit

Prediction Limit

Intrawell Parametric

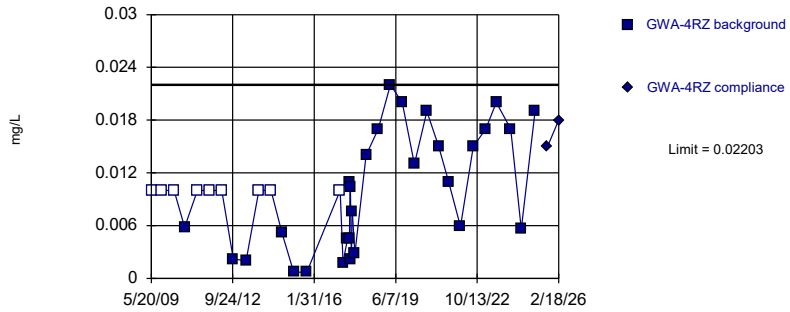

Background Data Summary (after Kaplan-Meier Adjustment): Mean=0.006935, Std. Dev.=0.005854, n=38, 23.68% NDs. Normality test: Shapiro Wilk @alpha = 0.01, calculated = 0.94, critical = 0.916. Kappa = 2.578 (c=16, w=30, 1 of 2, event alpha = 0.05132). Report alpha = 0.0001097.

Constituent: Cobalt Analysis Run 5/1/2026 4:25 PM View: Appendix I Intrawell

Plant Bowen Client: Southern Company Data: Bowen LF 3-8

Sanitas™ v.10.1.06e Software licensed to Groundwater Stats Consulting. UG
Hollow symbols indicate censored values.

Within Limit

Prediction Limit

Intrawell Non-parametric

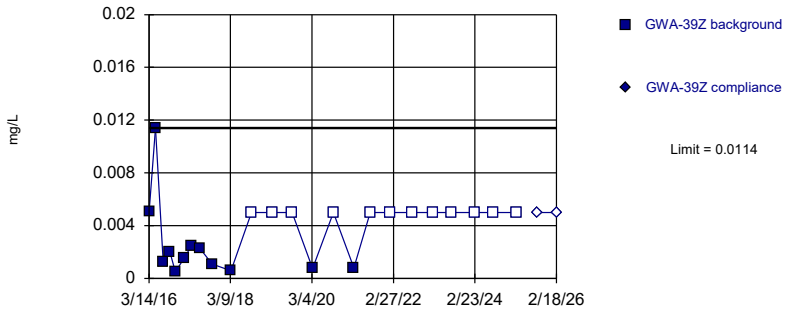

Non-parametric test used in lieu of parametric prediction limit because the Shapiro Wilk normality test showed the data to be non-normal at the 0.01 alpha level. Limit is highest of 24 background values. 50% NDs. Well-constituent pair annual alpha = 0.006238. Individual comparison alpha = 0.003124 (1 of 2).

Constituent: Cobalt Analysis Run 5/1/2026 4:25 PM View: Appendix I Intrawell

Plant Bowen Client: Southern Company Data: Bowen LF 3-8

Sanitas™ v.10.1.06e Software licensed to Groundwater Stats Consulting. UG
Hollow symbols indicate censored values.

Within Limit

Prediction Limit

Intrawell Non-parametric

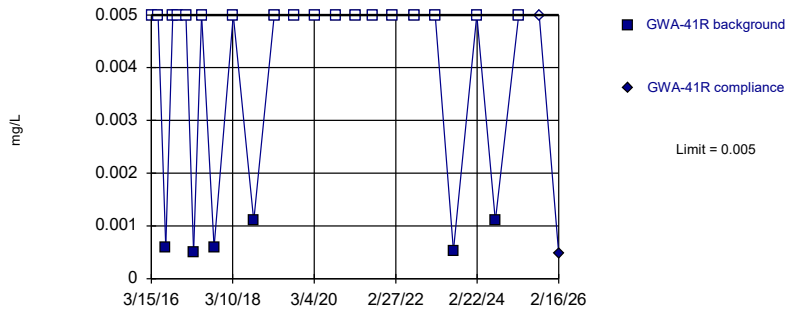

Non-parametric test used in lieu of parametric prediction limit because censored data exceeded 50%. Limit is highest of 24 background values. 75% NDs. Well-constituent pair annual alpha = 0.006238. Individual comparison alpha = 0.003124 (1 of 2).

Constituent: Cobalt Analysis Run 5/1/2026 4:25 PM View: Appendix I Intrawell

Plant Bowen Client: Southern Company Data: Bowen LF 3-8

Sanitas™ v.10.1.06e Software licensed to Groundwater Stats Consulting. UG
Hollow symbols indicate censored values.

Within Limit

Prediction Limit

Intrawell Non-parametric

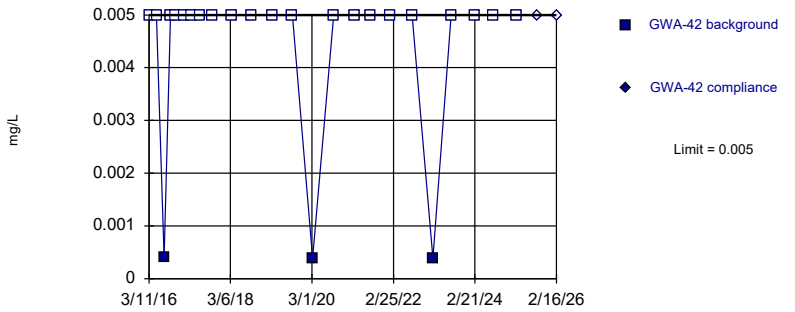

Non-parametric test used in lieu of parametric prediction limit because censored data exceeded 50%. Limit is highest of 24 background values. 87.5% NDs. Well-constituent pair annual alpha = 0.006238. Individual comparison alpha = 0.003124 (1 of 2).

Constituent: Cobalt Analysis Run 5/1/2026 4:25 PM View: Appendix I Intrawell

Plant Bowen Client: Southern Company Data: Bowen LF 3-8

Sanitas™ v.10.1.06e Software licensed to Groundwater Stats Consulting. UG
Hollow symbols indicate censored values.

Within Limit

Prediction Limit

Intrawell Non-parametric

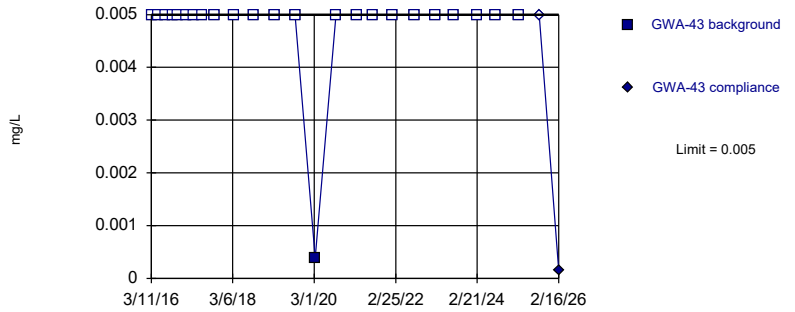

Non-parametric test used in lieu of parametric prediction limit because censored data exceeded 50%. Limit is highest of 24 background values. 95.83% NDs. Well-constituent pair annual alpha = 0.006238. Individual comparison alpha = 0.003124 (1 of 2).

Constituent: Cobalt Analysis Run 5/1/2026 4:25 PM View: Appendix I Intrawell

Plant Bowen Client: Southern Company Data: Bowen LF 3-8

Sanitas™ v.10.1.06e Software licensed to Groundwater Stats Consulting. UG
Hollow symbols indicate censored values.

Within Limit

Prediction Limit

Intrawell Non-parametric

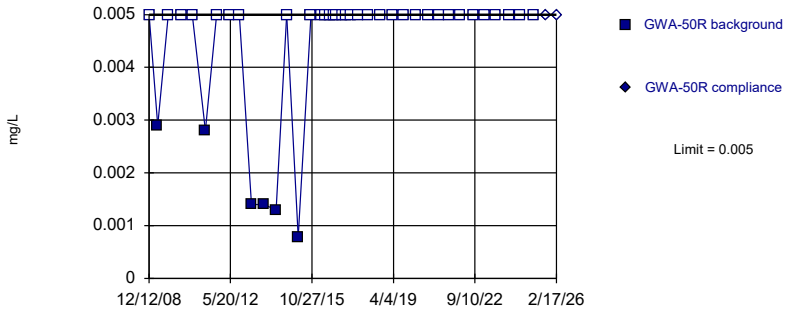

Non-parametric test used in lieu of parametric prediction limit because censored data exceeded 50%. Limit is highest of 39 background values. 84.62% NDs. Well-constituent pair annual alpha = 0.002451. Individual comparison alpha = 0.001226 (1 of 2).

Constituent: Cobalt Analysis Run 5/1/2026 4:25 PM View: Appendix I Intrawell

Plant Bowen Client: Southern Company Data: Bowen LF 3-8

Sanitas™ v.10.1.06e Software licensed to Groundwater Stats Consulting. UG
Hollow symbols indicate censored values.

Within Limit

Prediction Limit

Intrawell Non-parametric

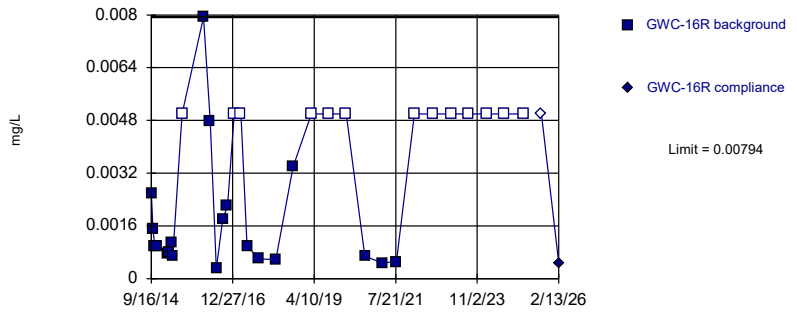

Non-parametric test used in lieu of parametric prediction limit because the Shapiro Wilk normality test showed the data to be non-normal at the 0.01 alpha level. Limit is highest of 33 background values. 39.39% NDs. Well-constituent pair annual alpha = 0.003399. Individual comparison alpha = 0.001701 (1 of 2).

Constituent: Cobalt Analysis Run 5/1/2026 4:25 PM View: Appendix I Intrawell
Plant Bowen Client: Southern Company Data: Bowen LF 3-8

Sanitas™ v.10.1.06e Software licensed to Groundwater Stats Consulting. UG
Hollow symbols indicate censored values.

Within Limit

Prediction Limit

Intrawell Non-parametric

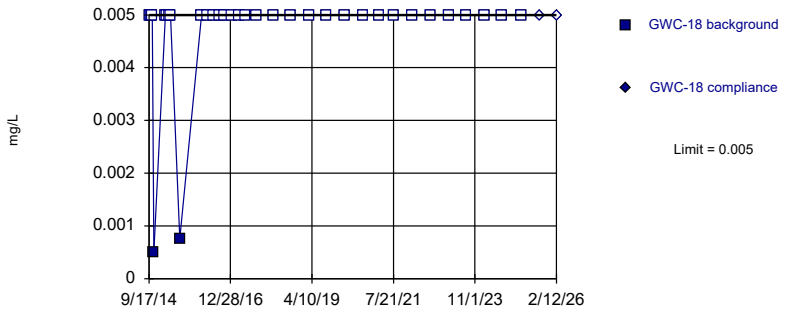

Non-parametric test used in lieu of parametric prediction limit because censored data exceeded 50%. Limit is highest of 33 background values. 93.94% NDs. Well-constituent pair annual alpha = 0.003399. Individual comparison alpha = 0.001701 (1 of 2).

Constituent: Cobalt Analysis Run 5/1/2026 4:25 PM View: Appendix I Intrawell
Plant Bowen Client: Southern Company Data: Bowen LF 3-8

Sanitas™ v.10.1.06e Software licensed to Groundwater Stats Consulting. UG
Hollow symbols indicate censored values.

Within Limit

Prediction Limit

Intrawell Non-parametric

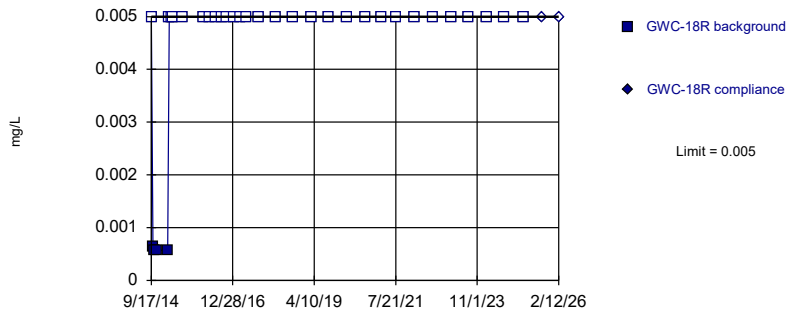

Non-parametric test used in lieu of parametric prediction limit because censored data exceeded 50%. Limit is highest of 33 background values. 87.88% NDs. Well-constituent pair annual alpha = 0.003399. Individual comparison alpha = 0.001701 (1 of 2).

Constituent: Cobalt Analysis Run 5/1/2026 4:25 PM View: Appendix I Intrawell
Plant Bowen Client: Southern Company Data: Bowen LF 3-8

Sanitas™ v.10.1.06e Software licensed to Groundwater Stats Consulting. UG
Hollow symbols indicate censored values.

Within Limit

Prediction Limit

Intrawell Non-parametric

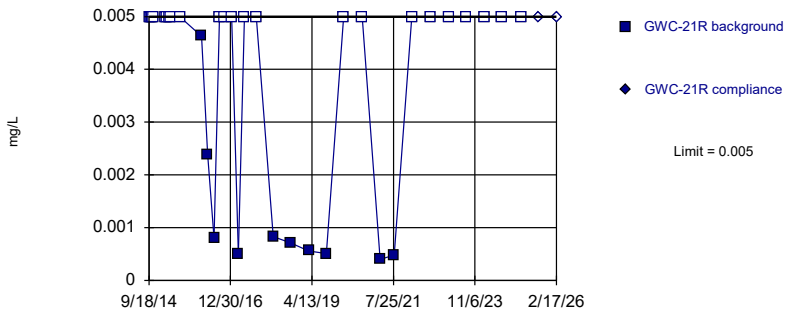

Non-parametric test used in lieu of parametric prediction limit because censored data exceeded 50%. Limit is highest of 33 background values. 69.7% NDs. Well-constituent pair annual alpha = 0.003399. Individual comparison alpha = 0.001701 (1 of 2).

Constituent: Cobalt Analysis Run 5/1/2026 4:25 PM View: Appendix I Intrawell
Plant Bowen Client: Southern Company Data: Bowen LF 3-8

Sanitas™ v.10.1.06e Software licensed to Groundwater Stats Consulting. UG
Hollow symbols indicate censored values.

Within Limit

Prediction Limit

Intrawell Non-parametric

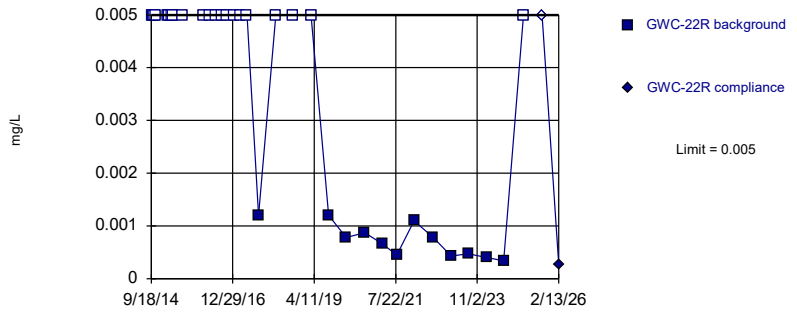

Non-parametric test used in lieu of parametric prediction limit because censored data exceeded 50%. Limit is highest of 33 background values. 63.64% NDs. Well-constituent pair annual alpha = 0.003399. Individual comparison alpha = 0.001701 (1 of 2).

Constituent: Cobalt Analysis Run 5/1/2026 4:25 PM View: Appendix I Intrawell
Plant Bowen Client: Southern Company Data: Bowen LF 3-8

Sanitas™ v.10.1.06e Software licensed to Groundwater Stats Consulting. UG
Hollow symbols indicate censored values.

Within Limit

Prediction Limit

Intrawell Non-parametric

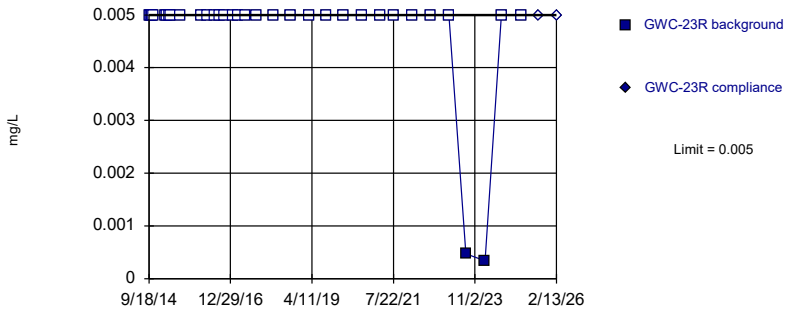

Non-parametric test used in lieu of parametric prediction limit because censored data exceeded 50%. Limit is highest of 33 background values. 93.94% NDs. Well-constituent pair annual alpha = 0.003399. Individual comparison alpha = 0.001701 (1 of 2).

Constituent: Cobalt Analysis Run 5/1/2026 4:25 PM View: Appendix I Intrawell
Plant Bowen Client: Southern Company Data: Bowen LF 3-8

Sanitas™ v.10.1.06e Software licensed to Groundwater Stats Consulting. UG
Hollow symbols indicate censored values.

Within Limit

Prediction Limit

Intrawell Non-parametric

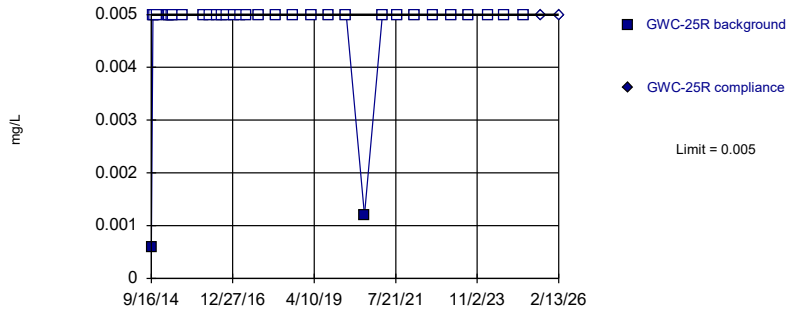

Non-parametric test used in lieu of parametric prediction limit because censored data exceeded 50%. Limit is highest of 33 background values. 93.94% NDs. Well-constituent pair annual alpha = 0.003399. Individual comparison alpha = 0.001701 (1 of 2).

Constituent: Cobalt Analysis Run 5/1/2026 4:25 PM View: Appendix I Intrawell
Plant Bowen Client: Southern Company Data: Bowen LF 3-8

Sanitas™ v.10.1.06e Software licensed to Groundwater Stats Consulting. UG
Hollow symbols indicate censored values.

Within Limit

Prediction Limit

Intrawell Non-parametric

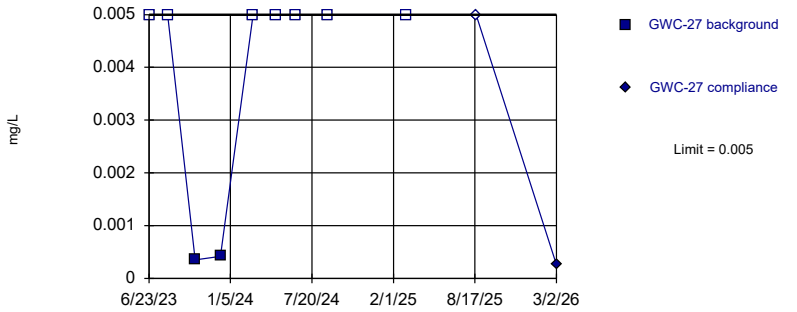

Non-parametric test used in lieu of parametric prediction limit because censored data exceeded 50%. Limit is highest of 9 background values. 77.78% NDs. Well-constituent pair annual alpha = 0.03586. Individual comparison alpha = 0.01809 (1 of 2).

Constituent: Cobalt Analysis Run 5/1/2026 4:25 PM View: Appendix I Intrawell
Plant Bowen Client: Southern Company Data: Bowen LF 3-8

Sanitas™ v.10.1.06e Software licensed to Groundwater Stats Consulting. UG
Hollow symbols indicate censored values.

Within Limit

Prediction Limit

Intrawell Non-parametric

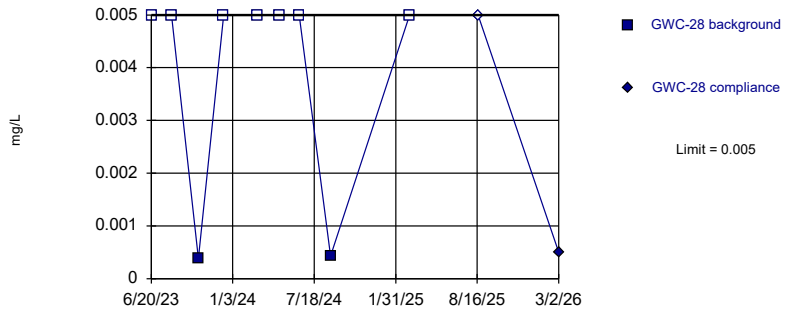

Non-parametric test used in lieu of parametric prediction limit because censored data exceeded 50%. Limit is highest of 9 background values. 77.78% NDs. Well-constituent pair annual alpha = 0.03586. Individual comparison alpha = 0.01809 (1 of 2).

Constituent: Cobalt Analysis Run 5/1/2026 4:25 PM View: Appendix I Intrawell
Plant Bowen Client: Southern Company Data: Bowen LF 3-8

Sanitas™ v.10.1.06e Software licensed to Groundwater Stats Consulting. UG
Hollow symbols indicate censored values.

Within Limit

Prediction Limit

Intrawell Non-parametric

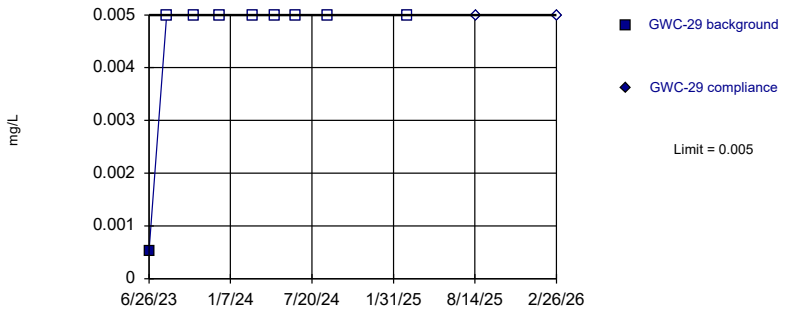

Non-parametric test used in lieu of parametric prediction limit because censored data exceeded 50%. Limit is highest of 9 background values. 88.89% NDs. Well-constituent pair annual alpha = 0.03586. Individual comparison alpha = 0.01809 (1 of 2).

Constituent: Cobalt Analysis Run 5/1/2026 4:25 PM View: Appendix I Intrawell
Plant Bowen Client: Southern Company Data: Bowen LF 3-8

Sanitas™ v.10.1.06e Software licensed to Groundwater Stats Consulting. UG
Hollow symbols indicate censored values.

Within Limit

Prediction Limit

Intrawell Non-parametric

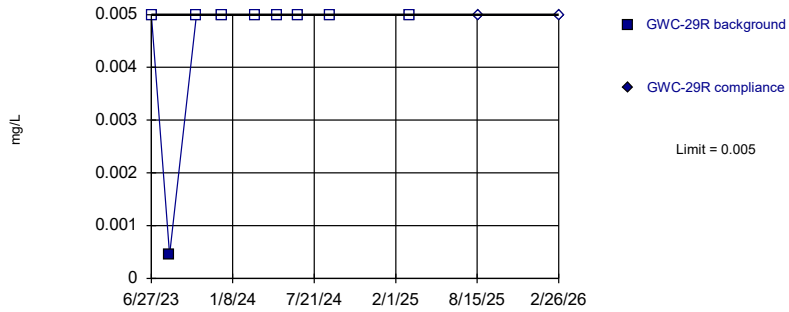

Non-parametric test used in lieu of parametric prediction limit because censored data exceeded 50%. Limit is highest of 9 background values. 88.89% NDs. Well-constituent pair annual alpha = 0.03586. Individual comparison alpha = 0.01809 (1 of 2).

Constituent: Cobalt Analysis Run 5/1/2026 4:25 PM View: Appendix I Intrawell
Plant Bowen Client: Southern Company Data: Bowen LF 3-8

Sanitas™ v.10.1.06e Software licensed to Groundwater Stats Consulting. UG
Hollow symbols indicate censored values.

Within Limit

Prediction Limit

Intrawell Non-parametric

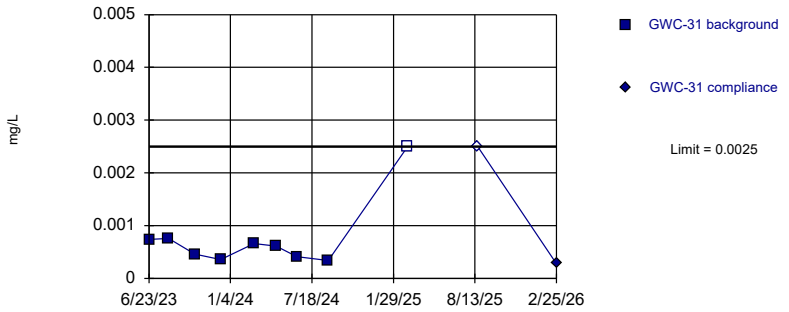

Non-parametric test used in lieu of parametric prediction limit because the Shapiro Wilk normality test showed the data to be non-normal at the 0.1 alpha level. Limit is highest of 9 background values. 11.11% NDs. Well-constituent pair annual alpha = 0.03586. Individual comparison alpha = 0.01809 (1 of 2).

Constituent: Cobalt Analysis Run 5/1/2026 4:25 PM View: Appendix I Intrawell
Plant Bowen Client: Southern Company Data: Bowen LF 3-8

Sanitas™ v.10.1.06e Software licensed to Groundwater Stats Consulting. UG
Hollow symbols indicate censored values.

Within Limit

Prediction Limit

Intrawell Non-parametric

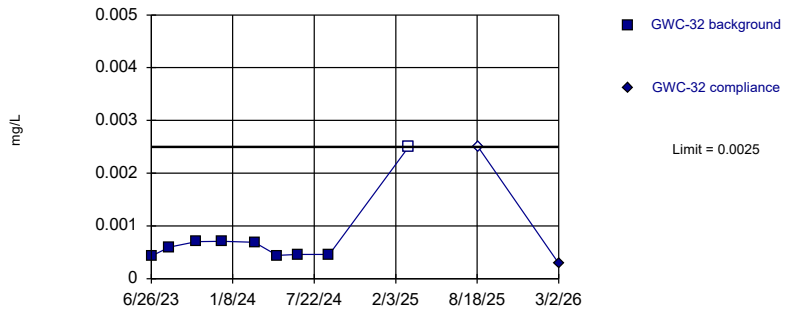

Non-parametric test used in lieu of parametric prediction limit because the Shapiro Wilk normality test showed the data to be non-normal at the 0.1 alpha level. Limit is highest of 9 background values. 11.11% NDs. Well-constituent pair annual alpha = 0.03586. Individual comparison alpha = 0.01809 (1 of 2).

Constituent: Cobalt Analysis Run 5/1/2026 4:25 PM View: Appendix I Intrawell

Plant Bowen Client: Southern Company Data: Bowen LF 3-8

Sanitas™ v.10.1.06e Software licensed to Groundwater Stats Consulting. UG
Hollow symbols indicate censored values.

Within Limit

Prediction Limit

Intrawell Non-parametric

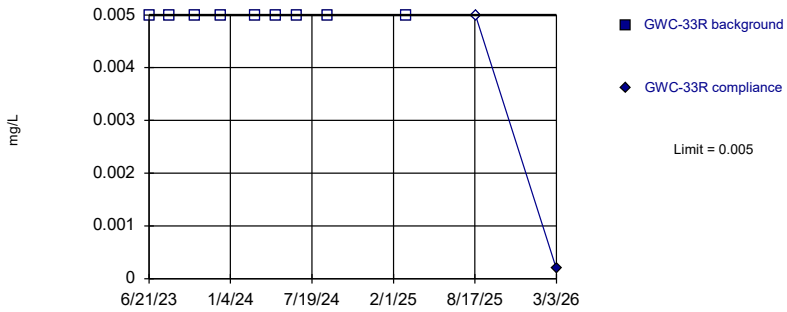

Non-parametric test used in lieu of parametric prediction limit because censored data exceeded 50%. All background values (n = 9) were censored; limit is most recent reporting limit. Well-constituent pair annual alpha = 0.03586. Individual comparison alpha = 0.01809 (1 of 2).

Constituent: Cobalt Analysis Run 5/1/2026 4:25 PM View: Appendix I Intrawell

Plant Bowen Client: Southern Company Data: Bowen LF 3-8

Sanitas™ v.10.1.06e Software licensed to Groundwater Stats Consulting. UG

Exceeds Limit

Prediction Limit

Intrawell Non-parametric

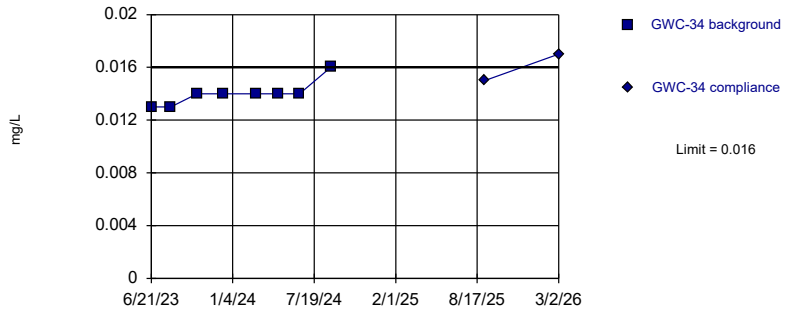

Non-parametric test used in lieu of parametric prediction limit because the Shapiro Wilk normality test showed the data to be non-normal at the 0.1 alpha level. Limit is highest of 8 background values. Well-constituent pair annual alpha = 0.04242. Individual comparison alpha = 0.02144 (1 of 2).

Constituent: Cobalt Analysis Run 5/1/2026 4:25 PM View: Appendix I Intrawell

Plant Bowen Client: Southern Company Data: Bowen LF 3-8

Sanitas™ v.10.1.06e Software licensed to Groundwater Stats Consulting. UG

Within Limit

Prediction Limit

Intrawell Parametric

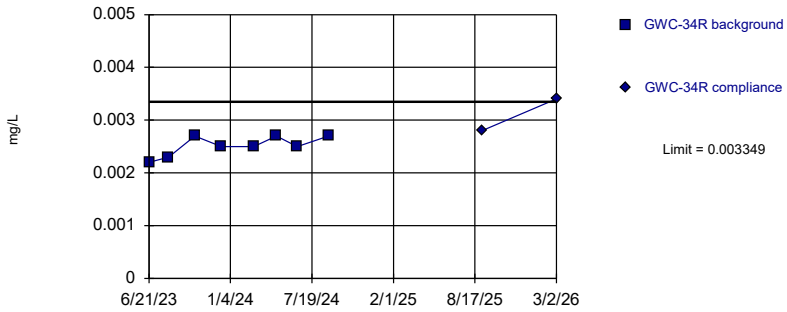

Background Data Summary: Mean=0.002513, Std. Dev.=0.0001885, n=8. Normality test: Shapiro Wilk @alpha = 0.1, calculated = 0.8656, critical = 0.851. Kappa = 4.436 (c=16, w=30, 1 of 2, event alpha = 0.05132). Report alpha = 0.0001097.

Constituent: Cobalt Analysis Run 5/1/2026 4:25 PM View: Appendix I Intrawell

Plant Bowen Client: Southern Company Data: Bowen LF 3-8

Sanitas™ v.10.1.06e Software licensed to Groundwater Stats Consulting. UG
Hollow symbols indicate censored values.
Within Limit

Prediction Limit

Intrawell Non-parametric

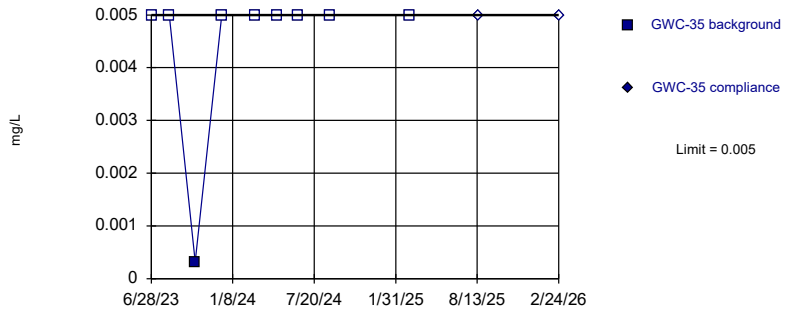

Non-parametric test used in lieu of parametric prediction limit because censored data exceeded 50%. Limit is highest of 9 background values. 88.89% NDs. Well-constituent pair annual alpha = 0.03586. Individual comparison alpha = 0.01809 (1 of 2).

Constituent: Cobalt Analysis Run 5/1/2026 4:25 PM View: Appendix I Intrawell
Plant Bowen Client: Southern Company Data: Bowen LF 3-8

Sanitas™ v.10.1.06e Software licensed to Groundwater Stats Consulting. UG
Hollow symbols indicate censored values.
Within Limit

Prediction Limit

Intrawell Non-parametric

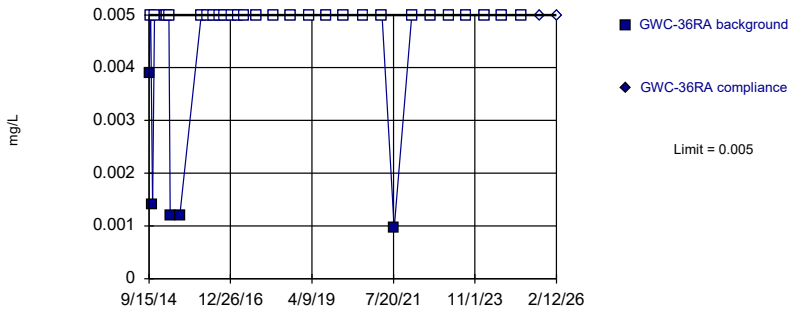

Non-parametric test used in lieu of parametric prediction limit because censored data exceeded 50%. Limit is highest of 33 background values. 84.85% NDs. Well-constituent pair annual alpha = 0.003399. Individual comparison alpha = 0.001701 (1 of 2).

Constituent: Cobalt Analysis Run 5/1/2026 4:25 PM View: Appendix I Intrawell
Plant Bowen Client: Southern Company Data: Bowen LF 3-8

Sanitas™ v.10.1.06e Software licensed to Groundwater Stats Consulting. UG
Hollow symbols indicate censored values.
Within Limit

Prediction Limit

Intrawell Non-parametric

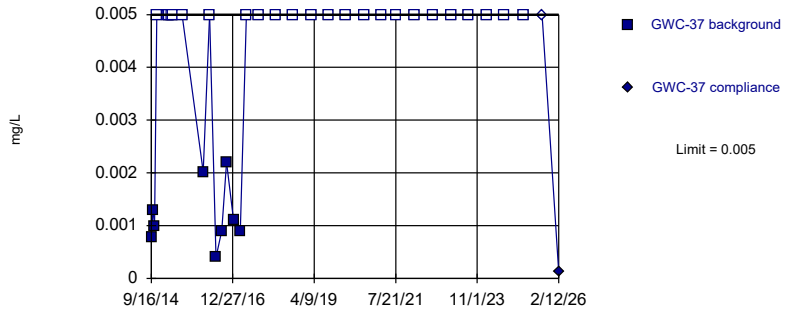

Non-parametric test used in lieu of parametric prediction limit because censored data exceeded 50%. Limit is highest of 33 background values. 72.73% NDs. Well-constituent pair annual alpha = 0.003399. Individual comparison alpha = 0.001701 (1 of 2).

Constituent: Cobalt Analysis Run 5/1/2026 4:25 PM View: Appendix I Intrawell
Plant Bowen Client: Southern Company Data: Bowen LF 3-8

Sanitas™ v.10.1.06e Software licensed to Groundwater Stats Consulting. UG
Hollow symbols indicate censored values.
Within Limit

Prediction Limit

Intrawell Parametric

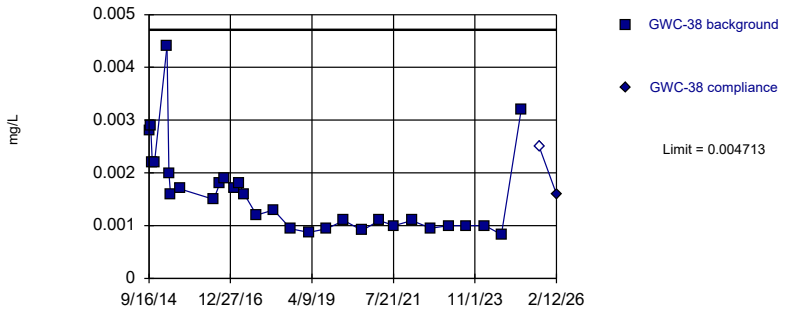

Background Data Summary (based on natural log transformation): Mean=-6.529, Std. Dev.=0.4407, n=30. Normality test: Shapiro Wilk @alpha = 0.01, calculated = 0.919, critical = 0.9. Kappa = 2.658 (c=16, w=30, 1 of 2, event alpha = 0.05132). Report alpha = 0.0001097.

Constituent: Cobalt Analysis Run 5/1/2026 4:25 PM View: Appendix I Intrawell
Plant Bowen Client: Southern Company Data: Bowen LF 3-8

Sanitas™ v.10.1.06e Software licensed to Groundwater Stats Consulting. UG
Hollow symbols indicate censored values.

Within Limit

Prediction Limit

Intrawell Parametric

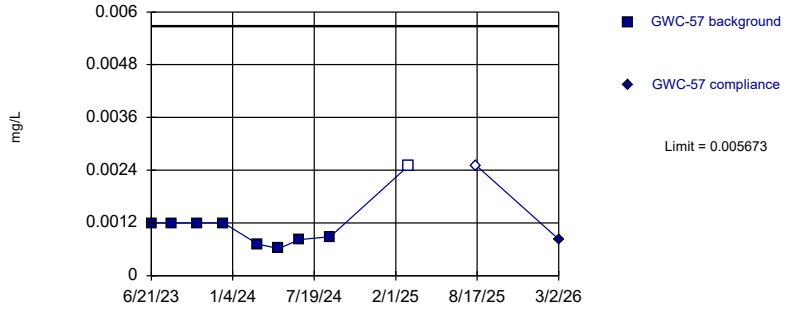

Background Data Summary (based on natural log transformation): Mean=-6.85, Std. Dev.=0.408, n=9, 11.11% NDs. Normality test: Shapiro Wilk @alpha = 0.1, calculated = 0.8927, critical = 0.859. Kappa = 4.112 (c=16, w=30, 1 of 2, event alpha = 0.05132). Report alpha = 0.0001097.

Constituent: Cobalt Analysis Run 5/1/2026 4:25 PM View: Appendix I Intrawell
Plant Bowen Client: Southern Company Data: Bowen LF 3-8

Sanitas™ v.10.1.06e Software licensed to Groundwater Stats Consulting. UG
Hollow symbols indicate censored values.

Within Limit

Prediction Limit

Intrawell Non-parametric

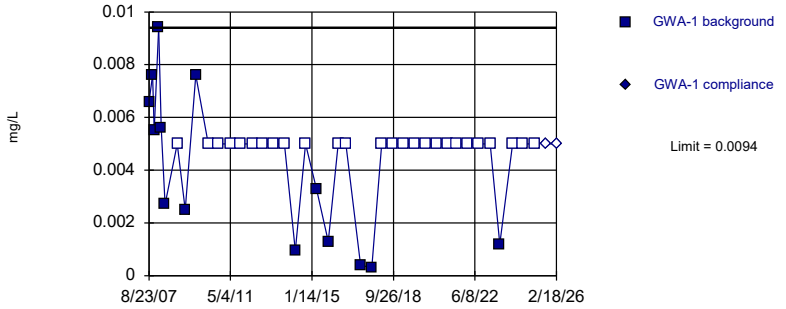

Non-parametric test used in lieu of parametric prediction limit because censored data exceeded 50%. Limit is highest of 40 background values. 65% NDs. Well-constituent pair annual alpha = 0.002316. Individual comparison alpha = 0.001159 (1 of 2).

Constituent: Copper Analysis Run 5/1/2026 4:25 PM View: Appendix I Intrawell
Plant Bowen Client: Southern Company Data: Bowen LF 3-8

Sanitas™ v.10.1.06e Software licensed to Groundwater Stats Consulting. UG
Hollow symbols indicate censored values.

Within Limit

Prediction Limit

Intrawell Non-parametric

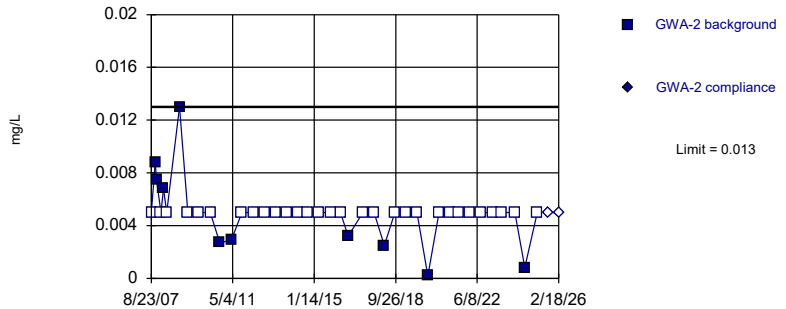

Non-parametric test used in lieu of parametric prediction limit because censored data exceeded 50%. Limit is highest of 40 background values. 75% NDs. Well-constituent pair annual alpha = 0.002316. Individual comparison alpha = 0.001159 (1 of 2).

Constituent: Copper Analysis Run 5/1/2026 4:25 PM View: Appendix I Intrawell
Plant Bowen Client: Southern Company Data: Bowen LF 3-8

Sanitas™ v.10.1.06e Software licensed to Groundwater Stats Consulting. UG
Hollow symbols indicate censored values.

Within Limit

Prediction Limit

Intrawell Non-parametric

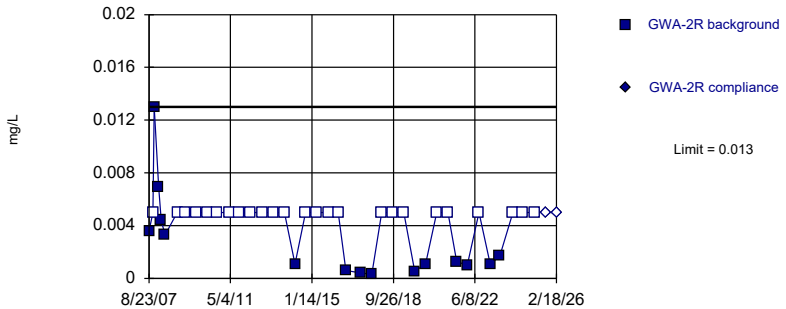

Non-parametric test used in lieu of parametric prediction limit because censored data exceeded 50%. Limit is highest of 40 background values. 62.5% NDs. Well-constituent pair annual alpha = 0.002316. Individual comparison alpha = 0.001159 (1 of 2).

Constituent: Copper Analysis Run 5/1/2026 4:25 PM View: Appendix I Intrawell
Plant Bowen Client: Southern Company Data: Bowen LF 3-8

Sanitas™ v.10.1.06e Software licensed to Groundwater Stats Consulting. UG
Hollow symbols indicate censored values.
Within Limit

Prediction Limit

Intrawell Non-parametric

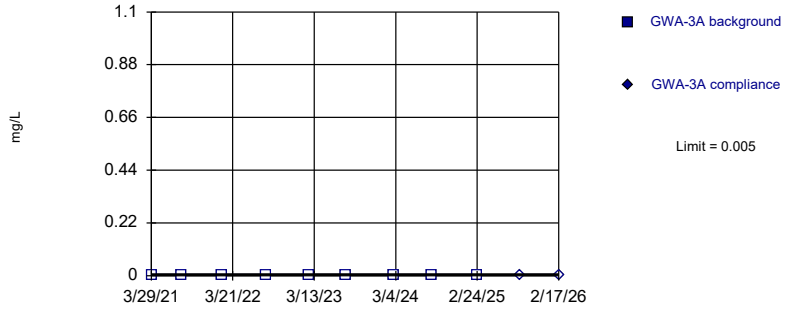

Non-parametric test used in lieu of parametric prediction limit because censored data exceeded 50%. All background values (n = 9) were censored; limit is most recent reporting limit. Well-constituent pair annual alpha = 0.03586. Individual comparison alpha = 0.01809 (1 of 2).

Constituent: Copper Analysis Run 5/1/2026 4:25 PM View: Appendix I Intrawell
Plant Bowen Client: Southern Company Data: Bowen LF 3-8

Sanitas™ v.10.1.06e Software licensed to Groundwater Stats Consulting. UG
Hollow symbols indicate censored values.
Within Limit

Prediction Limit

Intrawell Non-parametric

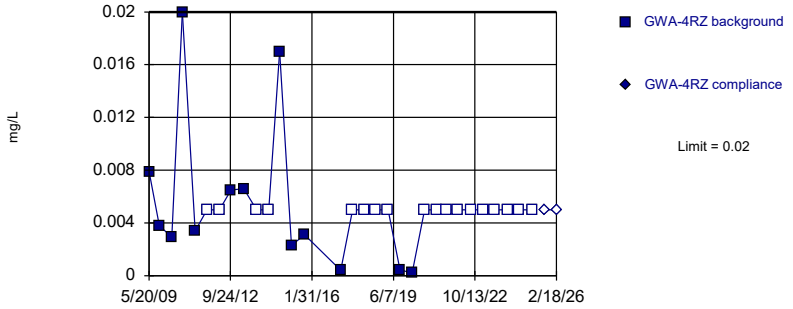

Non-parametric test used in lieu of parametric prediction limit because censored data exceeded 50%. Limit is highest of 31 background values. 58.06% NDs. Well-constituent pair annual alpha = 0.003807. Individual comparison alpha = 0.001905 (1 of 2).

Constituent: Copper Analysis Run 5/1/2026 4:25 PM View: Appendix I Intrawell
Plant Bowen Client: Southern Company Data: Bowen LF 3-8

Sanitas™ v.10.1.06e Software licensed to Groundwater Stats Consulting. UG
Hollow symbols indicate censored values.
Within Limit

Prediction Limit

Intrawell Non-parametric

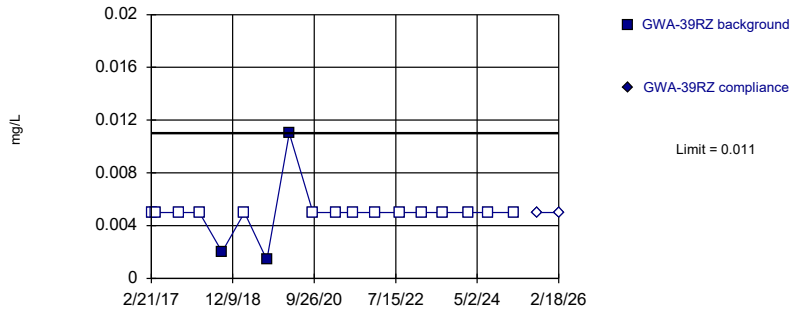

Non-parametric test used in lieu of parametric prediction limit because censored data exceeded 50%. Limit is highest of 18 background values. 83.33% NDs. Well-constituent pair annual alpha = 0.01072. Individual comparison alpha = 0.005373 (1 of 2).

Constituent: Copper Analysis Run 5/1/2026 4:25 PM View: Appendix I Intrawell
Plant Bowen Client: Southern Company Data: Bowen LF 3-8

Sanitas™ v.10.1.06e Software licensed to Groundwater Stats Consulting. UG
Hollow symbols indicate censored values.
Within Limit

Prediction Limit

Intrawell Non-parametric

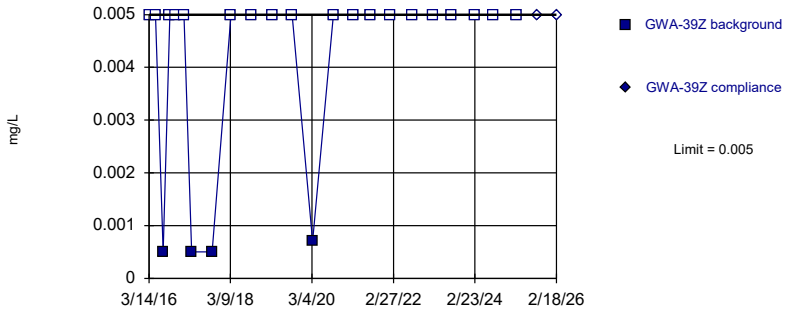

Non-parametric test used in lieu of parametric prediction limit because censored data exceeded 50%. Limit is highest of 23 background values. 82.61% NDs. Well-constituent pair annual alpha = 0.006819. Individual comparison alpha = 0.003415 (1 of 2).

Constituent: Copper Analysis Run 5/1/2026 4:25 PM View: Appendix I Intrawell
Plant Bowen Client: Southern Company Data: Bowen LF 3-8

Sanitas™ v.10.1.06e Software licensed to Groundwater Stats Consulting. UG
Hollow symbols indicate censored values.

Within Limit

Prediction Limit

Intrawell Non-parametric

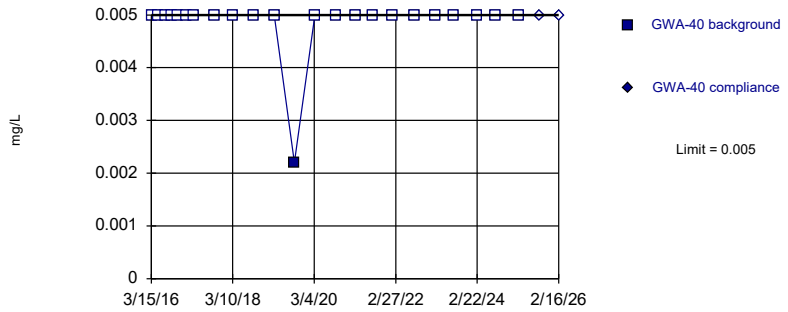

Non-parametric test used in lieu of parametric prediction limit because censored data exceeded 50%. Limit is highest of 23 background values. 95.65% NDs. Well-constituent pair annual alpha = 0.006819. Individual comparison alpha = 0.003415 (1 of 2).

Constituent: Copper Analysis Run 5/1/2026 4:25 PM View: Appendix I Intrawell
Plant Bowen Client: Southern Company Data: Bowen LF 3-8

Sanitas™ v.10.1.06e Software licensed to Groundwater Stats Consulting. UG
Hollow symbols indicate censored values.

Within Limit

Prediction Limit

Intrawell Non-parametric

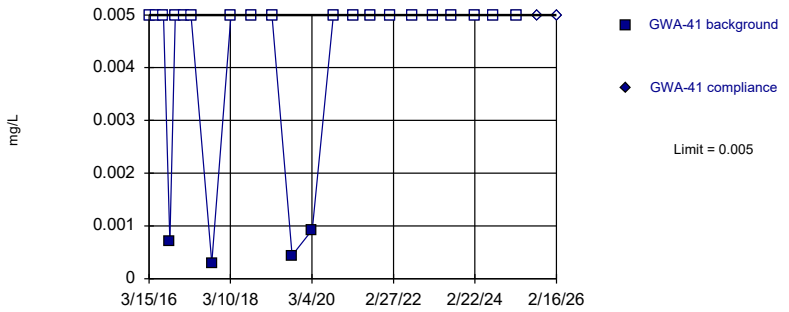

Non-parametric test used in lieu of parametric prediction limit because censored data exceeded 50%. Limit is highest of 23 background values. 82.61% NDs. Well-constituent pair annual alpha = 0.006819. Individual comparison alpha = 0.003415 (1 of 2).

Constituent: Copper Analysis Run 5/1/2026 4:25 PM View: Appendix I Intrawell
Plant Bowen Client: Southern Company Data: Bowen LF 3-8

Sanitas™ v.10.1.06e Software licensed to Groundwater Stats Consulting. UG
Hollow symbols indicate censored values.

Within Limit

Prediction Limit

Intrawell Non-parametric

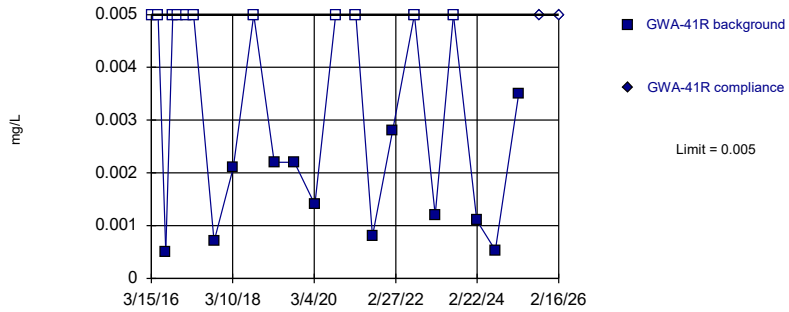

Non-parametric test used in lieu of parametric prediction limit because the Shapiro Wilk normality test showed the data to be non-normal at the 0.01 alpha level. Limit is highest of 23 background values. 47.83% NDs. Well-constituent pair annual alpha = 0.006819. Individual comparison alpha = 0.003415 (1 of 2).

Constituent: Copper Analysis Run 5/1/2026 4:25 PM View: Appendix I Intrawell
Plant Bowen Client: Southern Company Data: Bowen LF 3-8

Sanitas™ v.10.1.06e Software licensed to Groundwater Stats Consulting. UG
Hollow symbols indicate censored values.

Within Limit

Prediction Limit

Intrawell Non-parametric

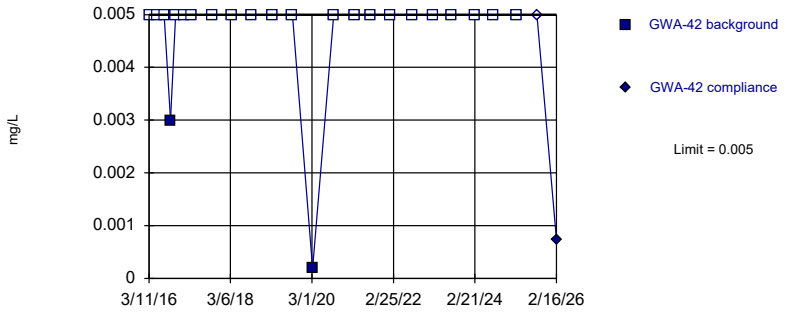

Non-parametric test used in lieu of parametric prediction limit because censored data exceeded 50%. Limit is highest of 23 background values. 91.3% NDs. Well-constituent pair annual alpha = 0.006819. Individual comparison alpha = 0.003415 (1 of 2).

Constituent: Copper Analysis Run 5/1/2026 4:25 PM View: Appendix I Intrawell
Plant Bowen Client: Southern Company Data: Bowen LF 3-8

Sanitas™ v.10.1.06e Software licensed to Groundwater Stats Consulting. UG
Hollow symbols indicate censored values.

Within Limit

Prediction Limit

Intrawell Non-parametric

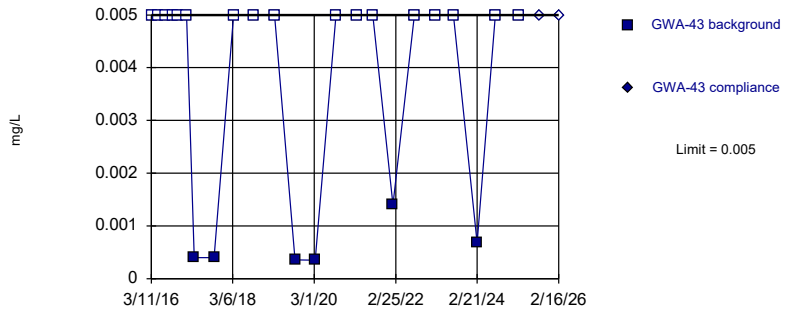

Non-parametric test used in lieu of parametric prediction limit because censored data exceeded 50%. Limit is highest of 23 background values. 73.91% NDs. Well-constituent pair annual alpha = 0.006819. Individual comparison alpha = 0.003415 (1 of 2).

Constituent: Copper Analysis Run 5/1/2026 4:25 PM View: Appendix I Intrawell
Plant Bowen Client: Southern Company Data: Bowen LF 3-8

Sanitas™ v.10.1.06e Software licensed to Groundwater Stats Consulting. UG
Hollow symbols indicate censored values.

Within Limit

Prediction Limit

Intrawell Non-parametric

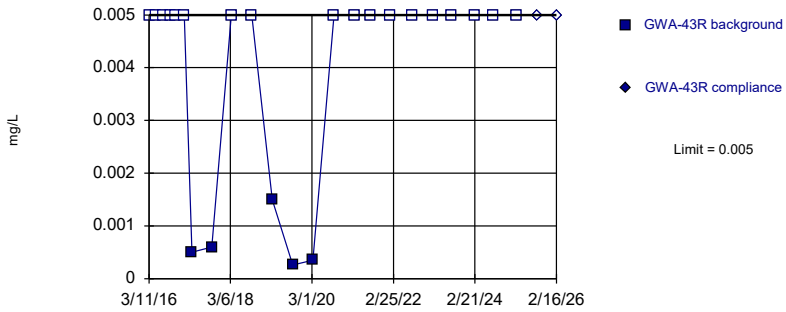

Non-parametric test used in lieu of parametric prediction limit because censored data exceeded 50%. Limit is highest of 23 background values. 78.26% NDs. Well-constituent pair annual alpha = 0.006819. Individual comparison alpha = 0.003415 (1 of 2).

Constituent: Copper Analysis Run 5/1/2026 4:25 PM View: Appendix I Intrawell
Plant Bowen Client: Southern Company Data: Bowen LF 3-8

Sanitas™ v.10.1.06e Software licensed to Groundwater Stats Consulting. UG
Hollow symbols indicate censored values.

Within Limit

Prediction Limit

Intrawell Non-parametric

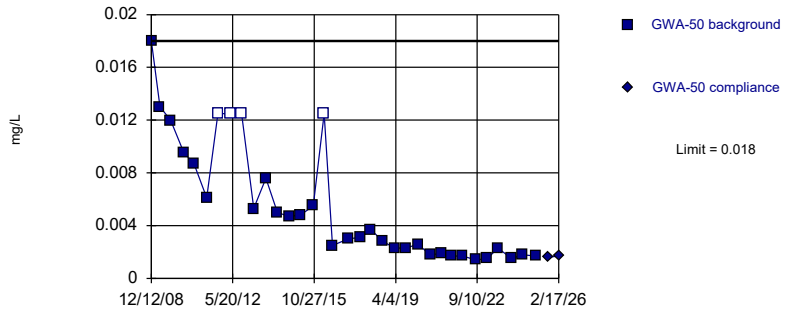

Non-parametric test used in lieu of parametric prediction limit because the Shapiro Wilk normality test showed the data to be non-normal at the 0.01 alpha level. Limit is highest of 34 background values. 11.76% NDs. Well-constituent pair annual alpha = 0.003195. Individual comparison alpha = 0.001599 (1 of 2).

Constituent: Copper Analysis Run 5/1/2026 4:25 PM View: Appendix I Intrawell
Plant Bowen Client: Southern Company Data: Bowen LF 3-8

Sanitas™ v.10.1.06e Software licensed to Groundwater Stats Consulting. UG

Within Limit

Prediction Limit

Intrawell Non-parametric

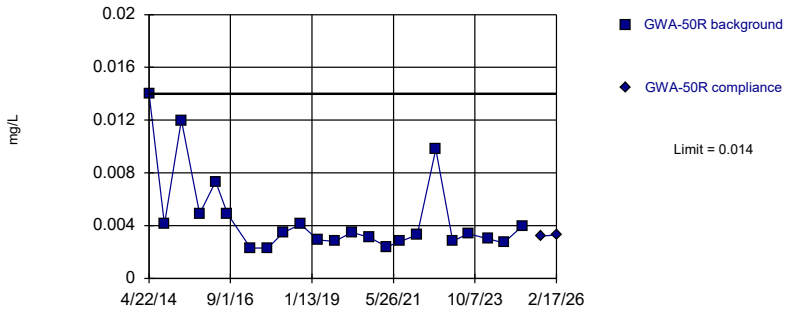

Non-parametric test used in lieu of parametric prediction limit because the Shapiro Wilk normality test showed the data to be non-normal at the 0.01 alpha level. Limit is highest of 23 background values. Well-constituent pair annual alpha = 0.006819. Individual comparison alpha = 0.003415 (1 of 2).

Constituent: Copper Analysis Run 5/1/2026 4:25 PM View: Appendix I Intrawell
Plant Bowen Client: Southern Company Data: Bowen LF 3-8

Sanitas™ v.10.1.06e Software licensed to Groundwater Stats Consulting. UG
Hollow symbols indicate censored values.

Within Limit

Prediction Limit

Intrawell Parametric

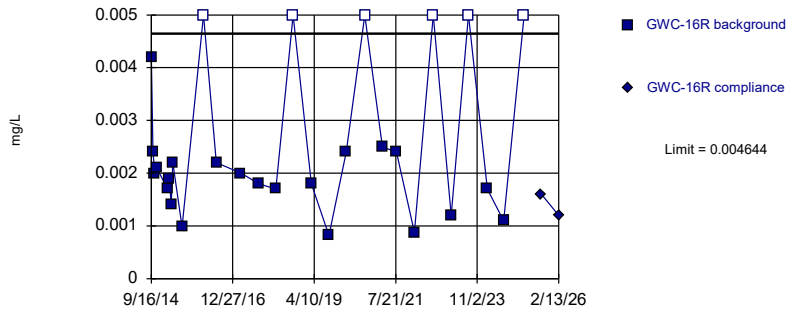

Background Data Summary (based on natural log transformation) (after Kaplan-Meier Adjustment): Mean=-6.513, Std. Dev.=0.4238, n=28, 21.43% NDs. Normality test: Shapiro Wilk @alpha = 0.01, calculated = 0.9109, critical = 0.896. Kappa = 2.692 (c=16, w=30, 1 of 2, event alpha = 0.05132). Report alpha = 0.0001097.

Constituent: Copper Analysis Run 5/1/2026 4:25 PM View: Appendix I Intrawell

Plant Bowen Client: Southern Company Data: Bowen LF 3-8

Sanitas™ v.10.1.06e Software licensed to Groundwater Stats Consulting. UG
Hollow symbols indicate censored values.

Within Limit

Prediction Limit

Intrawell Non-parametric

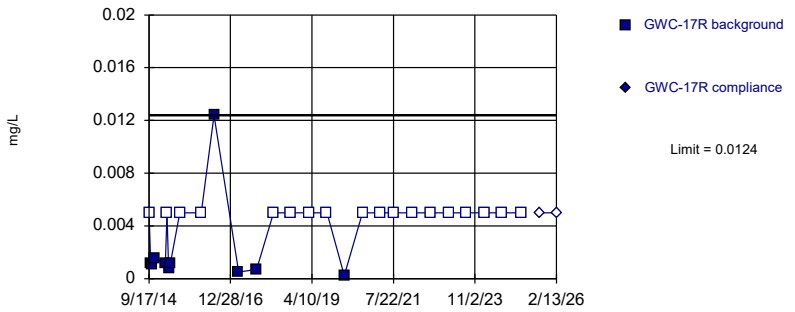

Non-parametric test used in lieu of parametric prediction limit because censored data exceeded 50%. Limit is highest of 28 background values. 64.29% NDs. Well-constituent pair annual alpha = 0.004669. Individual comparison alpha = 0.002337 (1 of 2).

Constituent: Copper Analysis Run 5/1/2026 4:25 PM View: Appendix I Intrawell

Plant Bowen Client: Southern Company Data: Bowen LF 3-8

Sanitas™ v.10.1.06e Software licensed to Groundwater Stats Consulting. UG
Hollow symbols indicate censored values.

Within Limit

Prediction Limit

Intrawell Non-parametric

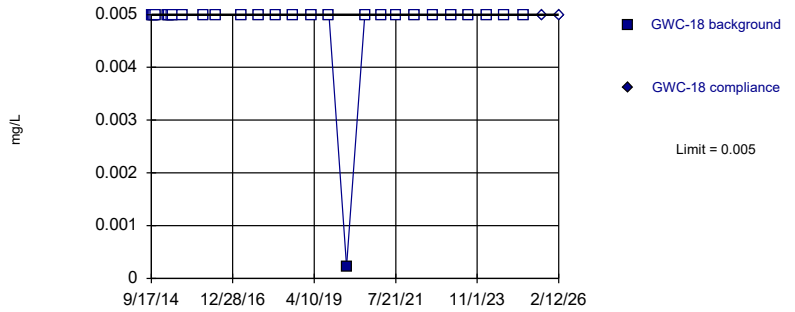

Non-parametric test used in lieu of parametric prediction limit because censored data exceeded 50%. Limit is highest of 28 background values. 96.43% NDs. Well-constituent pair annual alpha = 0.004669. Individual comparison alpha = 0.002337 (1 of 2).

Constituent: Copper Analysis Run 5/1/2026 4:25 PM View: Appendix I Intrawell

Plant Bowen Client: Southern Company Data: Bowen LF 3-8

Sanitas™ v.10.1.06e Software licensed to Groundwater Stats Consulting. UG
Hollow symbols indicate censored values.

Within Limit

Prediction Limit

Intrawell Non-parametric

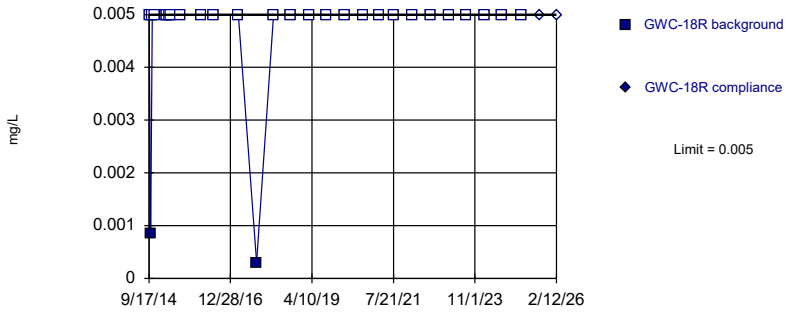

Non-parametric test used in lieu of parametric prediction limit because censored data exceeded 50%. Limit is highest of 28 background values. 92.86% NDs. Well-constituent pair annual alpha = 0.004669. Individual comparison alpha = 0.002337 (1 of 2).

Constituent: Copper Analysis Run 5/1/2026 4:25 PM View: Appendix I Intrawell

Plant Bowen Client: Southern Company Data: Bowen LF 3-8

Sanitas™ v.10.1.06e Software licensed to Groundwater Stats Consulting. UG
Hollow symbols indicate censored values.

Within Limit

Prediction Limit

Intrawell Non-parametric

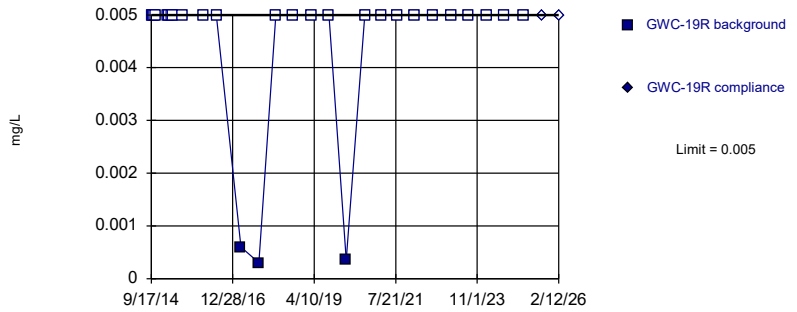

Non-parametric test used in lieu of parametric prediction limit because censored data exceeded 50%. Limit is highest of 28 background values. 89.29% NDs. Well-constituent pair annual alpha = 0.004669. Individual comparison alpha = 0.002337 (1 of 2).

Constituent: Copper Analysis Run 5/1/2026 4:25 PM View: Appendix I Intrawell
Plant Bowen Client: Southern Company Data: Bowen LF 3-8

Sanitas™ v.10.1.06e Software licensed to Groundwater Stats Consulting. UG
Hollow symbols indicate censored values.

Within Limit

Prediction Limit

Intrawell Non-parametric

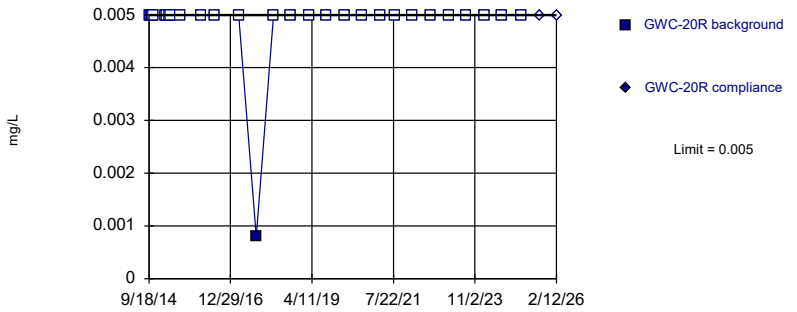

Non-parametric test used in lieu of parametric prediction limit because censored data exceeded 50%. Limit is highest of 28 background values. 96.43% NDs. Well-constituent pair annual alpha = 0.004669. Individual comparison alpha = 0.002337 (1 of 2).

Constituent: Copper Analysis Run 5/1/2026 4:25 PM View: Appendix I Intrawell
Plant Bowen Client: Southern Company Data: Bowen LF 3-8

Sanitas™ v.10.1.06e Software licensed to Groundwater Stats Consulting. UG
Hollow symbols indicate censored values.

Within Limit

Prediction Limit

Intrawell Non-parametric

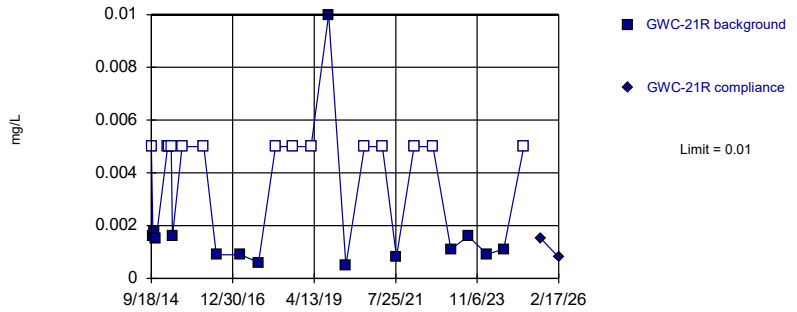

Non-parametric test used in lieu of parametric prediction limit because the Shapiro Wilk normality test showed the data to be non-normal at the 0.01 alpha level. Limit is highest of 28 background values. 50% NDs. Well-constituent pair annual alpha = 0.004669. Individual comparison alpha = 0.002337 (1 of 2).

Constituent: Copper Analysis Run 5/1/2026 4:25 PM View: Appendix I Intrawell
Plant Bowen Client: Southern Company Data: Bowen LF 3-8

Sanitas™ v.10.1.06e Software licensed to Groundwater Stats Consulting. UG
Hollow symbols indicate censored values.

Within Limit

Prediction Limit

Intrawell Non-parametric

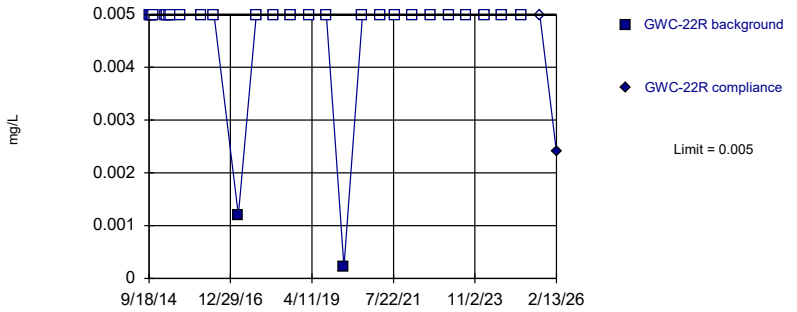

Non-parametric test used in lieu of parametric prediction limit because censored data exceeded 50%. Limit is highest of 28 background values. 92.86% NDs. Well-constituent pair annual alpha = 0.004669. Individual comparison alpha = 0.002337 (1 of 2).

Constituent: Copper Analysis Run 5/1/2026 4:25 PM View: Appendix I Intrawell
Plant Bowen Client: Southern Company Data: Bowen LF 3-8

Sanitas™ v.10.1.06e Software licensed to Groundwater Stats Consulting. UG
Hollow symbols indicate censored values.

Within Limit

Prediction Limit

Intrawell Non-parametric

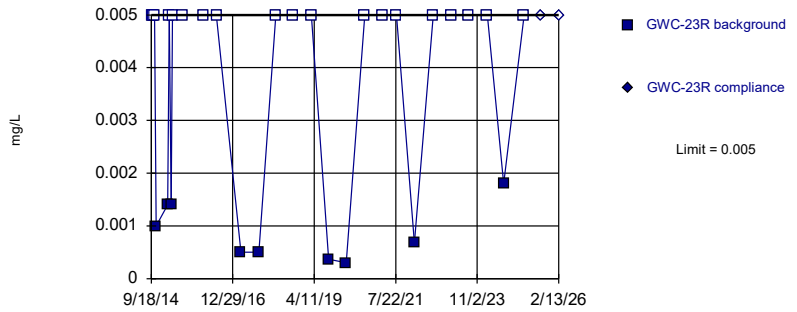

Non-parametric test used in lieu of parametric prediction limit because censored data exceeded 50%. Limit is highest of 28 background values. 67.86% NDs. Well-constituent pair annual alpha = 0.004669. Individual comparison alpha = 0.002337 (1 of 2).

Constituent: Copper Analysis Run 5/1/2026 4:26 PM View: Appendix I Intrawell
Plant Bowen Client: Southern Company Data: Bowen LF 3-8

Sanitas™ v.10.1.06e Software licensed to Groundwater Stats Consulting. UG
Hollow symbols indicate censored values.

Within Limit

Prediction Limit

Intrawell Non-parametric

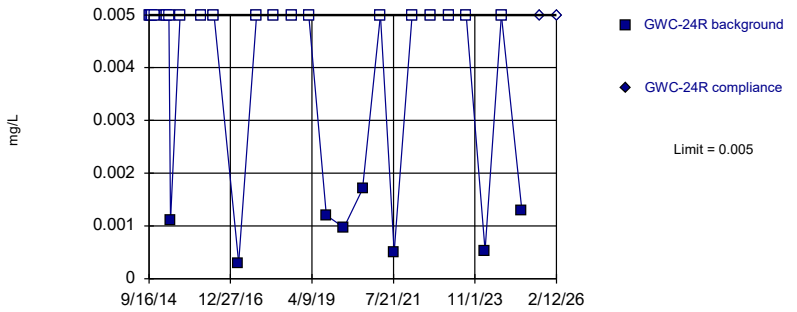

Non-parametric test used in lieu of parametric prediction limit because censored data exceeded 50%. Limit is highest of 28 background values. 71.43% NDs. Well-constituent pair annual alpha = 0.004669. Individual comparison alpha = 0.002337 (1 of 2).

Constituent: Copper Analysis Run 5/1/2026 4:26 PM View: Appendix I Intrawell
Plant Bowen Client: Southern Company Data: Bowen LF 3-8

Sanitas™ v.10.1.06e Software licensed to Groundwater Stats Consulting. UG
Hollow symbols indicate censored values.

Within Limit

Prediction Limit

Intrawell Non-parametric

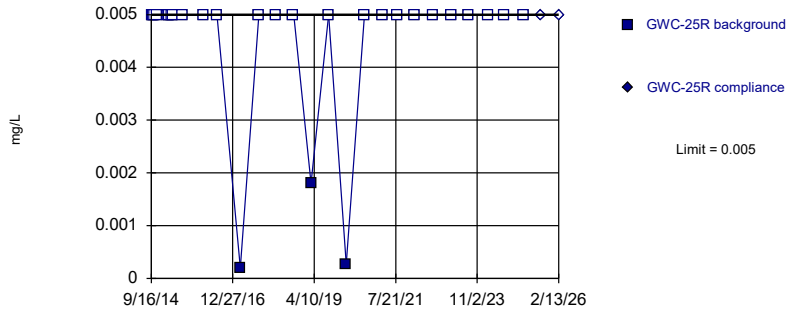

Non-parametric test used in lieu of parametric prediction limit because censored data exceeded 50%. Limit is highest of 28 background values. 89.29% NDs. Well-constituent pair annual alpha = 0.004669. Individual comparison alpha = 0.002337 (1 of 2).

Constituent: Copper Analysis Run 5/1/2026 4:26 PM View: Appendix I Intrawell
Plant Bowen Client: Southern Company Data: Bowen LF 3-8

Sanitas™ v.10.1.06e Software licensed to Groundwater Stats Consulting. UG
Hollow symbols indicate censored values.

Within Limit

Prediction Limit

Intrawell Non-parametric

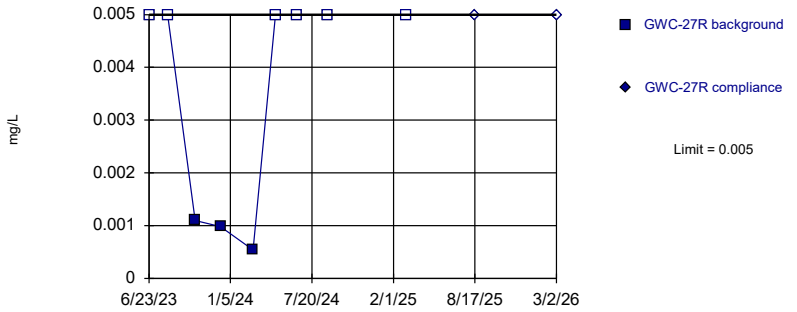

Non-parametric test used in lieu of parametric prediction limit because censored data exceeded 50%. Limit is highest of 9 background values. 66.67% NDs. Well-constituent pair annual alpha = 0.03586. Individual comparison alpha = 0.01809 (1 of 2).

Constituent: Copper Analysis Run 5/1/2026 4:26 PM View: Appendix I Intrawell
Plant Bowen Client: Southern Company Data: Bowen LF 3-8

Sanitas™ v.10.1.06e Software licensed to Groundwater Stats Consulting. UG
Hollow symbols indicate censored values.

Within Limit

Prediction Limit

Intrawell Non-parametric

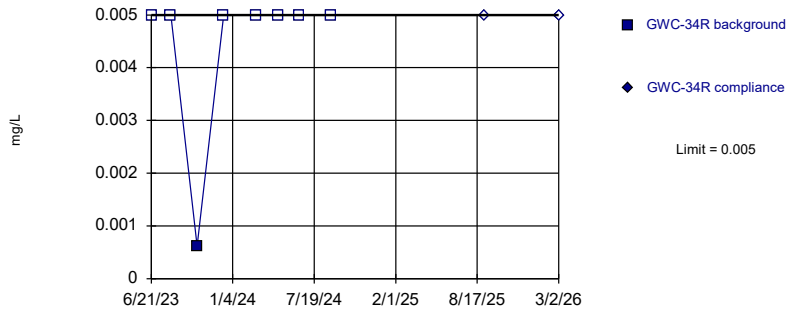

Non-parametric test used in lieu of parametric prediction limit because censored data exceeded 50%. Limit is highest of 8 background values. 87.5% NDs. Well-constituent pair annual alpha = 0.04242. Individual comparison alpha = 0.02144 (1 of 2).

Constituent: Copper Analysis Run 5/1/2026 4:26 PM View: Appendix I Intrawell
Plant Bowen Client: Southern Company Data: Bowen LF 3-8

Sanitas™ v.10.1.06e Software licensed to Groundwater Stats Consulting. UG
Hollow symbols indicate censored values.

Within Limit

Prediction Limit

Intrawell Non-parametric

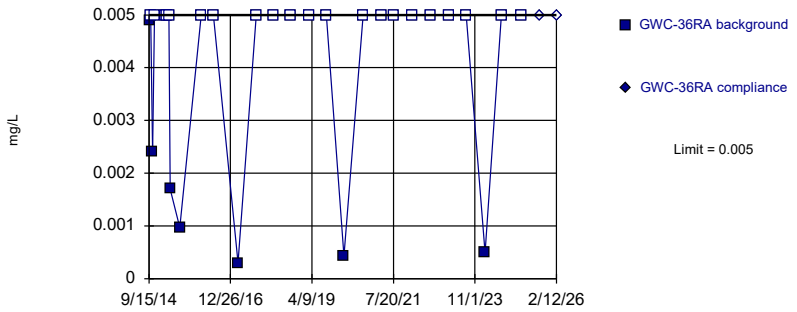

Non-parametric test used in lieu of parametric prediction limit because censored data exceeded 50%. Limit is highest of 28 background values. 75% NDs. Well-constituent pair annual alpha = 0.004669. Individual comparison alpha = 0.002337 (1 of 2).

Constituent: Copper Analysis Run 5/1/2026 4:26 PM View: Appendix I Intrawell
Plant Bowen Client: Southern Company Data: Bowen LF 3-8

Sanitas™ v.10.1.06e Software licensed to Groundwater Stats Consulting. UG
Hollow symbols indicate censored values.

Within Limit

Prediction Limit

Intrawell Parametric

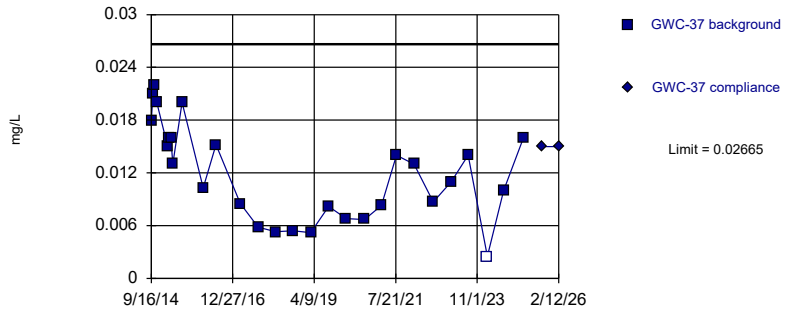

Background Data Summary: Mean=0.012, Std. Dev.=0.005443, n=28, 3.571% NDs. Normality test: Shapiro Wilk @alpha = 0.01, calculated = 0.9567, critical = 0.896. Kappa = 2.692 (c=16, w=30, 1 of 2, event alpha = 0.05132). Report alpha = 0.0001097.

Constituent: Copper Analysis Run 5/1/2026 4:26 PM View: Appendix I Intrawell
Plant Bowen Client: Southern Company Data: Bowen LF 3-8

Sanitas™ v.10.1.06e Software licensed to Groundwater Stats Consulting. UG
Hollow symbols indicate censored values.

Within Limit

Prediction Limit

Intrawell Non-parametric

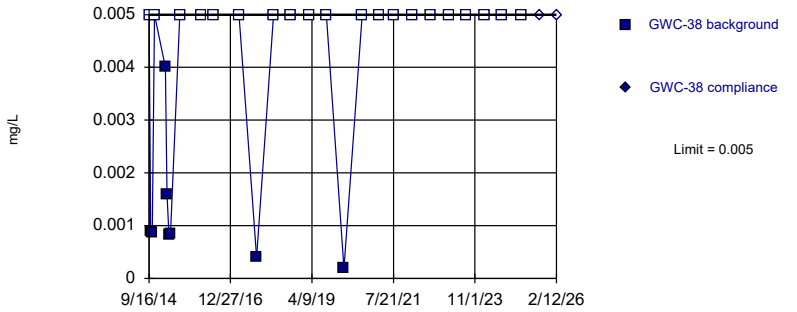

Non-parametric test used in lieu of parametric prediction limit because censored data exceeded 50%. Limit is highest of 28 background values. 71.43% NDs. Well-constituent pair annual alpha = 0.004669. Individual comparison alpha = 0.002337 (1 of 2).

Constituent: Copper Analysis Run 5/1/2026 4:26 PM View: Appendix I Intrawell
Plant Bowen Client: Southern Company Data: Bowen LF 3-8

Sanitas™ v.10.1.06e Software licensed to Groundwater Stats Consulting. UG
Hollow symbols indicate censored values.

Within Limit

Prediction Limit

Intrawell Non-parametric

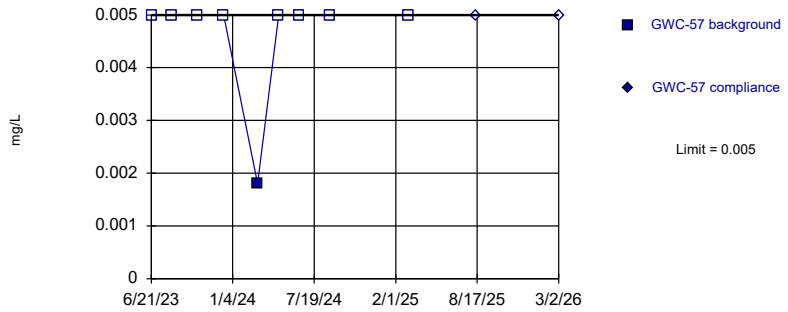

Non-parametric test used in lieu of parametric prediction limit because censored data exceeded 50%. Limit is highest of 9 background values. 88.89% NDs. Well-constituent pair annual alpha = 0.03586. Individual comparison alpha = 0.01809 (1 of 2).

Constituent: Copper Analysis Run 5/1/2026 4:26 PM View: Appendix I Intrawell
Plant Bowen Client: Southern Company Data: Bowen LF 3-8

Sanitas™ v.10.1.06e Software licensed to Groundwater Stats Consulting. UG
Hollow symbols indicate censored values.

Within Limit

Prediction Limit

Intrawell Non-parametric

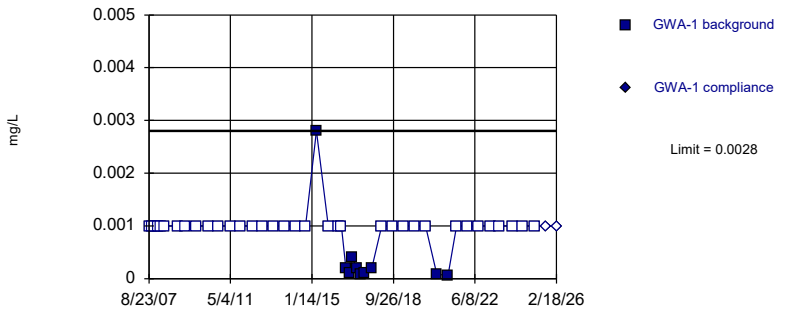

Non-parametric test used in lieu of parametric prediction limit because censored data exceeded 50%. Limit is highest of 45 background values. 77.78% NDs. Well-constituent pair annual alpha = 0.001911. Individual comparison alpha = 0.0009557 (1 of 2).

Constituent: Lead Analysis Run 5/1/2026 4:26 PM View: Appendix I Intrawell
Plant Bowen Client: Southern Company Data: Bowen LF 3-8

Sanitas™ v.10.1.06e Software licensed to Groundwater Stats Consulting. UG
Hollow symbols indicate censored values.

Within Limit

Prediction Limit

Intrawell Non-parametric

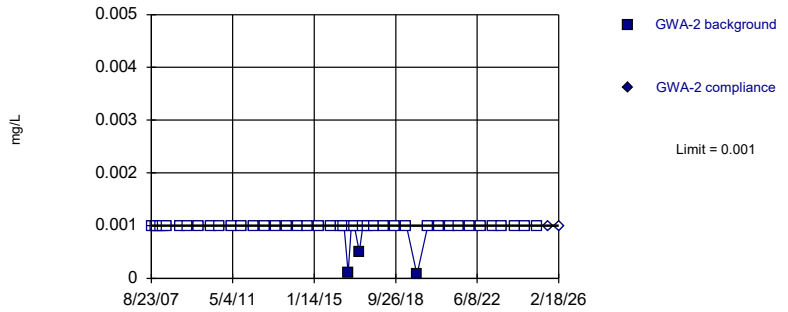

Non-parametric test used in lieu of parametric prediction limit because censored data exceeded 50%. Limit is highest of 45 background values. 93.33% NDs. Well-constituent pair annual alpha = 0.001911. Individual comparison alpha = 0.0009557 (1 of 2).

Constituent: Lead Analysis Run 5/1/2026 4:26 PM View: Appendix I Intrawell
Plant Bowen Client: Southern Company Data: Bowen LF 3-8

Sanitas™ v.10.1.06e Software licensed to Groundwater Stats Consulting. UG
Hollow symbols indicate censored values.

Within Limit

Prediction Limit

Intrawell Non-parametric

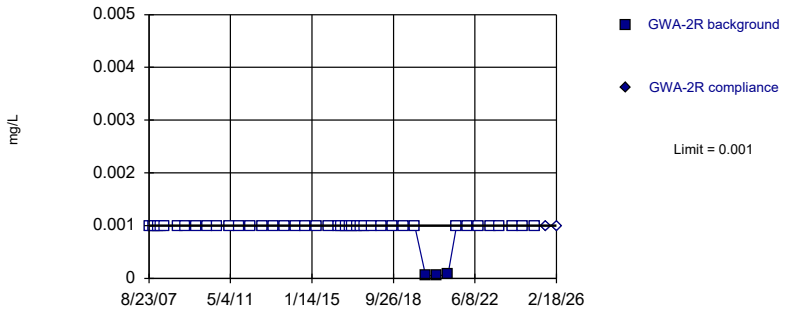

Non-parametric test used in lieu of parametric prediction limit because censored data exceeded 50%. Limit is highest of 45 background values. 93.33% NDs. Well-constituent pair annual alpha = 0.001911. Individual comparison alpha = 0.0009557 (1 of 2).

Constituent: Lead Analysis Run 5/1/2026 4:26 PM View: Appendix I Intrawell
Plant Bowen Client: Southern Company Data: Bowen LF 3-8

Sanitas™ v.10.1.06e Software licensed to Groundwater Stats Consulting. UG
Hollow symbols indicate censored values.

Within Limit

Prediction Limit

Intrawell Non-parametric

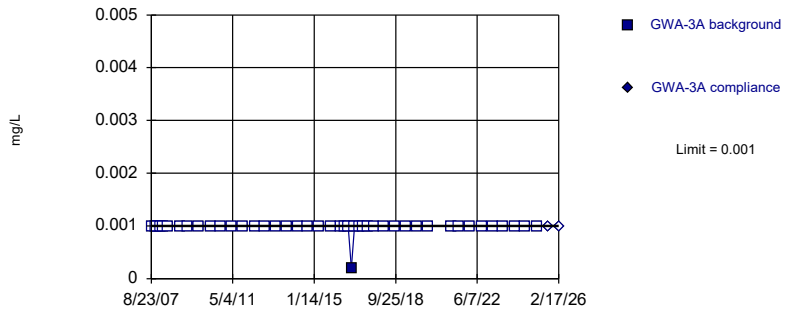

Non-parametric test used in lieu of parametric prediction limit because censored data exceeded 50%. Limit is highest of 44 background values. 97.73% NDs. Well-constituent pair annual alpha = 0.001992. Individual comparison alpha = 0.0009963 (1 of 2).

Constituent: Lead Analysis Run 5/1/2026 4:26 PM View: Appendix I Intrawell
Plant Bowen Client: Southern Company Data: Bowen LF 3-8

Sanitas™ v.10.1.06e Software licensed to Groundwater Stats Consulting. UG
Hollow symbols indicate censored values.

Within Limit

Prediction Limit

Intrawell Non-parametric

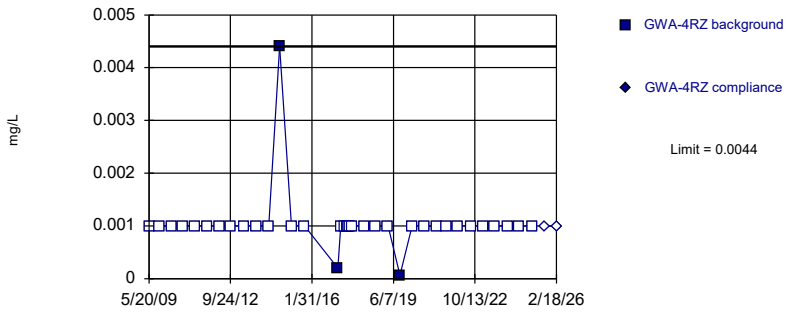

Non-parametric test used in lieu of parametric prediction limit because censored data exceeded 50%. Limit is highest of 38 background values. 92.11% NDs. Well-constituent pair annual alpha = 0.002586. Individual comparison alpha = 0.001294 (1 of 2).

Constituent: Lead Analysis Run 5/1/2026 4:26 PM View: Appendix I Intrawell
Plant Bowen Client: Southern Company Data: Bowen LF 3-8

Sanitas™ v.10.1.06e Software licensed to Groundwater Stats Consulting. UG
Hollow symbols indicate censored values.

Within Limit

Prediction Limit

Intrawell Non-parametric

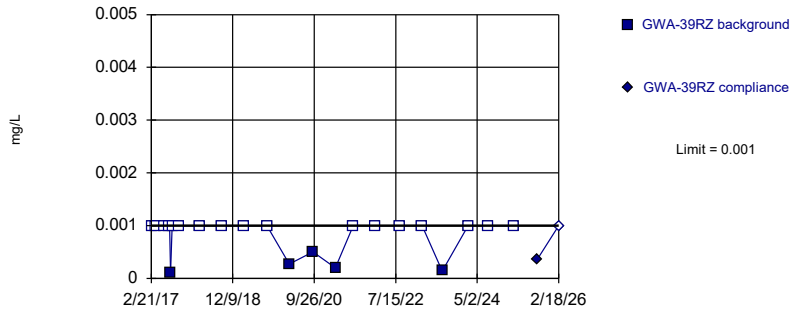

Non-parametric test used in lieu of parametric prediction limit because censored data exceeded 50%. Limit is highest of 22 background values. 77.27% NDs. Well-constituent pair annual alpha = 0.007401. Individual comparison alpha = 0.003707 (1 of 2).

Constituent: Lead Analysis Run 5/1/2026 4:26 PM View: Appendix I Intrawell
Plant Bowen Client: Southern Company Data: Bowen LF 3-8

Sanitas™ v.10.1.06e Software licensed to Groundwater Stats Consulting. UG
Hollow symbols indicate censored values.

Within Limit

Prediction Limit

Intrawell Non-parametric

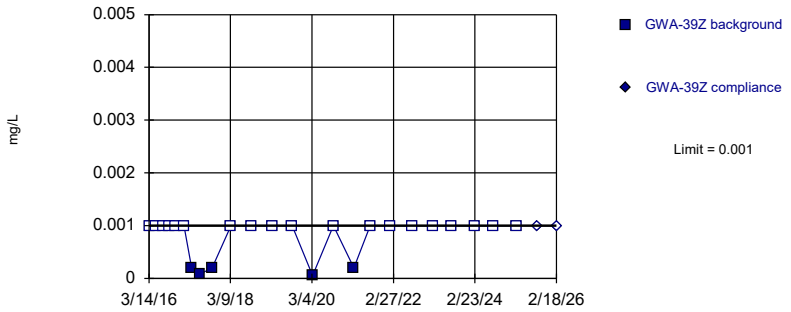

Non-parametric test used in lieu of parametric prediction limit because censored data exceeded 50%. Limit is highest of 24 background values. 79.17% NDs. Well-constituent pair annual alpha = 0.006238. Individual comparison alpha = 0.003124 (1 of 2).

Constituent: Lead Analysis Run 5/1/2026 4:26 PM View: Appendix I Intrawell
Plant Bowen Client: Southern Company Data: Bowen LF 3-8

Sanitas™ v.10.1.06e Software licensed to Groundwater Stats Consulting. UG
Hollow symbols indicate censored values.

Within Limit

Prediction Limit

Intrawell Non-parametric

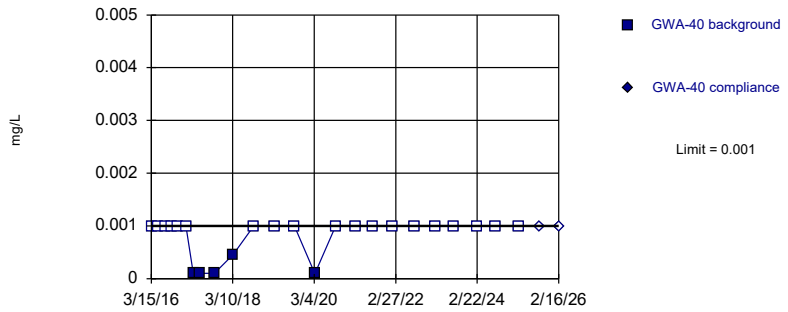

Non-parametric test used in lieu of parametric prediction limit because censored data exceeded 50%. Limit is highest of 24 background values. 79.17% NDs. Well-constituent pair annual alpha = 0.006238. Individual comparison alpha = 0.003124 (1 of 2).

Constituent: Lead Analysis Run 5/1/2026 4:26 PM View: Appendix I Intrawell
Plant Bowen Client: Southern Company Data: Bowen LF 3-8

Sanitas™ v.10.1.06e Software licensed to Groundwater Stats Consulting. UG
Hollow symbols indicate censored values.

Within Limit

Prediction Limit

Intrawell Non-parametric

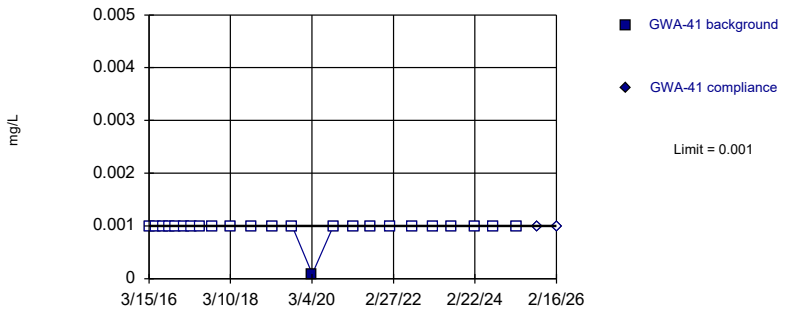

Non-parametric test used in lieu of parametric prediction limit because censored data exceeded 50%. Limit is highest of 24 background values. 95.83% NDs. Well-constituent pair annual alpha = 0.006238. Individual comparison alpha = 0.003124 (1 of 2).

Constituent: Lead Analysis Run 5/1/2026 4:26 PM View: Appendix I Intrawell
Plant Bowen Client: Southern Company Data: Bowen LF 3-8

Sanitas™ v.10.1.06e Software licensed to Groundwater Stats Consulting. UG
Hollow symbols indicate censored values.

Within Limit

Prediction Limit

Intrawell Non-parametric

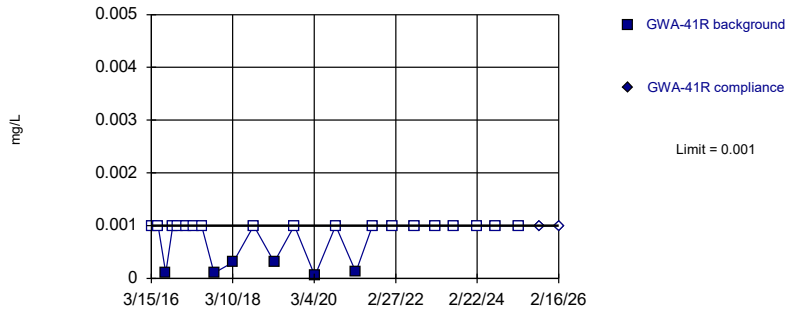

Non-parametric test used in lieu of parametric prediction limit because censored data exceeded 50%. Limit is highest of 24 background values. 75% NDs. Well-constituent pair annual alpha = 0.006238. Individual comparison alpha = 0.003124 (1 of 2).

Constituent: Lead Analysis Run 5/1/2026 4:26 PM View: Appendix I Intrawell
Plant Bowen Client: Southern Company Data: Bowen LF 3-8

Sanitas™ v.10.1.06e Software licensed to Groundwater Stats Consulting. UG
Hollow symbols indicate censored values.

Within Limit

Prediction Limit

Intrawell Non-parametric

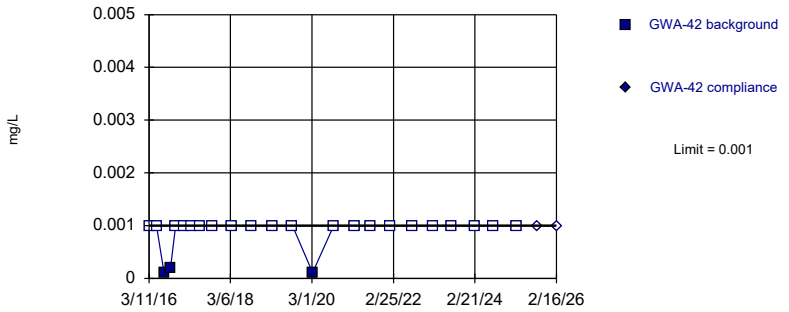

Non-parametric test used in lieu of parametric prediction limit because censored data exceeded 50%. Limit is highest of 24 background values. 87.5% NDs. Well-constituent pair annual alpha = 0.006238. Individual comparison alpha = 0.003124 (1 of 2).

Constituent: Lead Analysis Run 5/1/2026 4:26 PM View: Appendix I Intrawell
Plant Bowen Client: Southern Company Data: Bowen LF 3-8

Sanitas™ v.10.1.06e Software licensed to Groundwater Stats Consulting. UG
Hollow symbols indicate censored values.

Within Limit

Prediction Limit

Intrawell Non-parametric

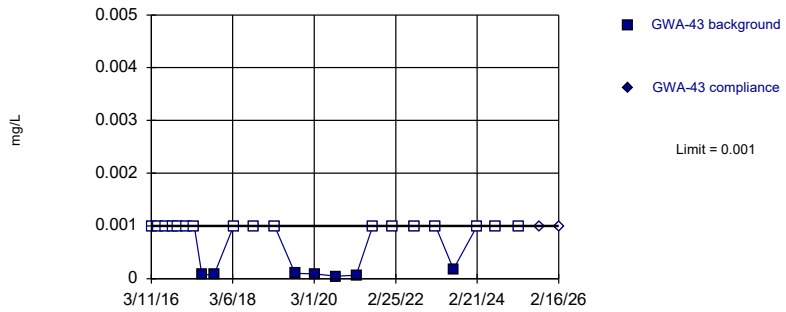

Non-parametric test used in lieu of parametric prediction limit because censored data exceeded 50%. Limit is highest of 24 background values. 70.83% NDs. Well-constituent pair annual alpha = 0.006238. Individual comparison alpha = 0.003124 (1 of 2).

Constituent: Lead Analysis Run 5/1/2026 4:26 PM View: Appendix I Intrawell
Plant Bowen Client: Southern Company Data: Bowen LF 3-8

Sanitas™ v.10.1.06e Software licensed to Groundwater Stats Consulting. UG
Hollow symbols indicate censored values.

Within Limit

Prediction Limit

Intrawell Non-parametric

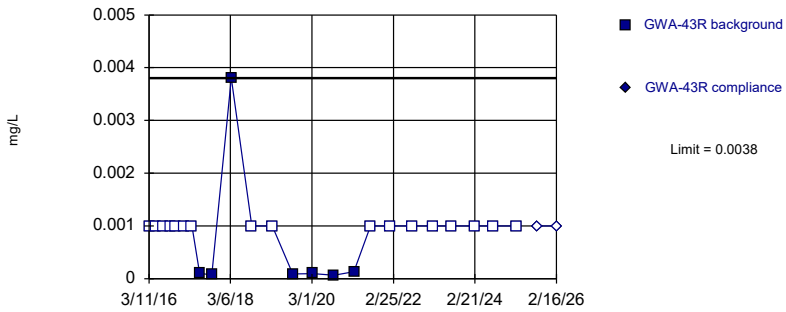

Non-parametric test used in lieu of parametric prediction limit because censored data exceeded 50%. Limit is highest of 24 background values. 70.83% NDs. Well-constituent pair annual alpha = 0.006238. Individual comparison alpha = 0.003124 (1 of 2).

Constituent: Lead Analysis Run 5/1/2026 4:26 PM View: Appendix I Intrawell
Plant Bowen Client: Southern Company Data: Bowen LF 3-8

Sanitas™ v.10.1.06e Software licensed to Groundwater Stats Consulting. UG
Hollow symbols indicate censored values.

Within Limit

Prediction Limit

Intrawell Non-parametric

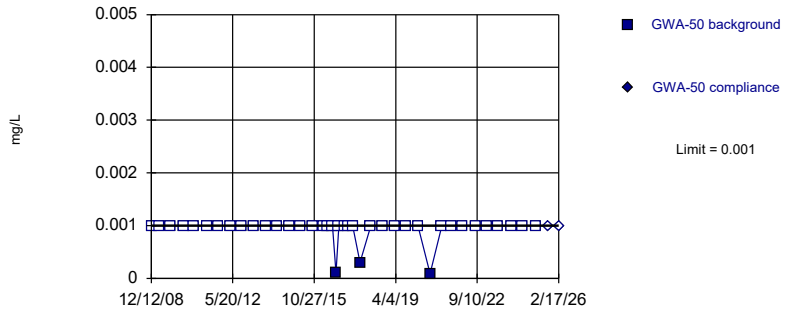

Non-parametric test used in lieu of parametric prediction limit because censored data exceeded 50%. Limit is highest of 39 background values. 92.31% NDs. Well-constituent pair annual alpha = 0.002451. Individual comparison alpha = 0.001226 (1 of 2).

Constituent: Lead Analysis Run 5/1/2026 4:26 PM View: Appendix I Intrawell
Plant Bowen Client: Southern Company Data: Bowen LF 3-8

Sanitas™ v.10.1.06e Software licensed to Groundwater Stats Consulting. UG
Hollow symbols indicate censored values.

Within Limit

Prediction Limit

Intrawell Non-parametric

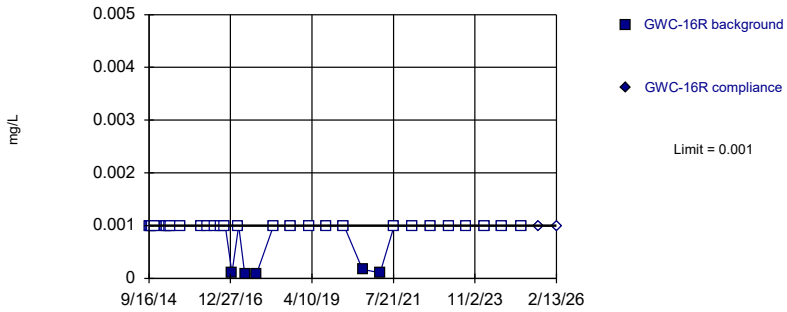

Non-parametric test used in lieu of parametric prediction limit because censored data exceeded 50%. Limit is highest of 33 background values. 84.85% NDs. Well-constituent pair annual alpha = 0.003399. Individual comparison alpha = 0.001701 (1 of 2).

Constituent: Lead Analysis Run 5/1/2026 4:26 PM View: Appendix I Intrawell
Plant Bowen Client: Southern Company Data: Bowen LF 3-8

Sanitas™ v.10.1.06e Software licensed to Groundwater Stats Consulting. UG
Hollow symbols indicate censored values.

Within Limit

Prediction Limit

Intrawell Non-parametric

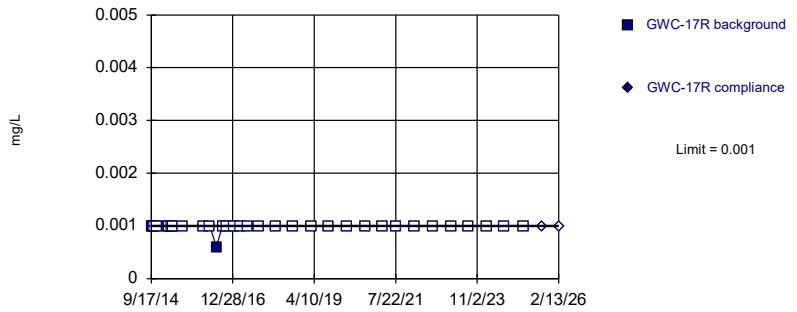

Non-parametric test used in lieu of parametric prediction limit because censored data exceeded 50%. Limit is highest of 33 background values. 96.97% NDs. Well-constituent pair annual alpha = 0.003399. Individual comparison alpha = 0.001701 (1 of 2).

Constituent: Lead Analysis Run 5/1/2026 4:26 PM View: Appendix I Intrawell
Plant Bowen Client: Southern Company Data: Bowen LF 3-8

Sanitas™ v.10.1.06e Software licensed to Groundwater Stats Consulting. UG
Hollow symbols indicate censored values.

Within Limit

Prediction Limit

Intrawell Non-parametric

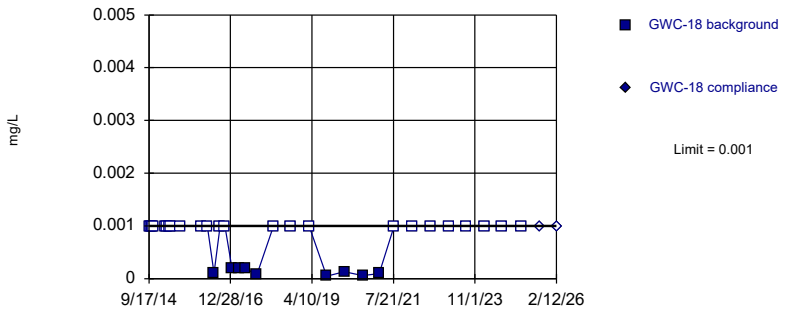

Non-parametric test used in lieu of parametric prediction limit because censored data exceeded 50%. Limit is highest of 33 background values. 72.73% NDs. Well-constituent pair annual alpha = 0.003399. Individual comparison alpha = 0.001701 (1 of 2).

Constituent: Lead Analysis Run 5/1/2026 4:26 PM View: Appendix I Intrawell
Plant Bowen Client: Southern Company Data: Bowen LF 3-8

Sanitas™ v.10.1.06e Software licensed to Groundwater Stats Consulting. UG
Hollow symbols indicate censored values.

Within Limit

Prediction Limit

Intrawell Non-parametric

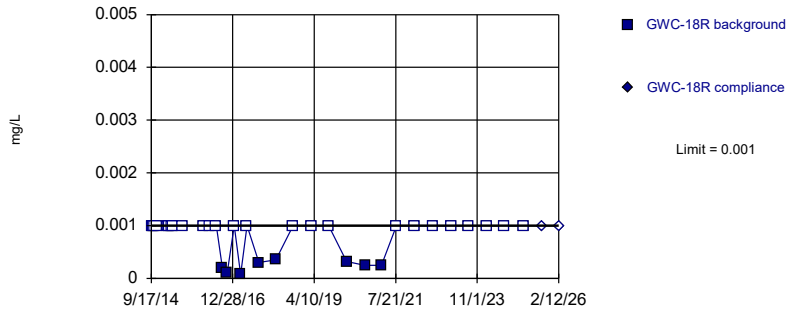

Non-parametric test used in lieu of parametric prediction limit because censored data exceeded 50%. Limit is highest of 33 background values. 75.76% NDs. Well-constituent pair annual alpha = 0.003399. Individual comparison alpha = 0.001701 (1 of 2).

Constituent: Lead Analysis Run 5/1/2026 4:26 PM View: Appendix I Intrawell
Plant Bowen Client: Southern Company Data: Bowen LF 3-8

Sanitas™ v.10.1.06e Software licensed to Groundwater Stats Consulting. UG
Hollow symbols indicate censored values.

Within Limit

Prediction Limit

Intrawell Non-parametric

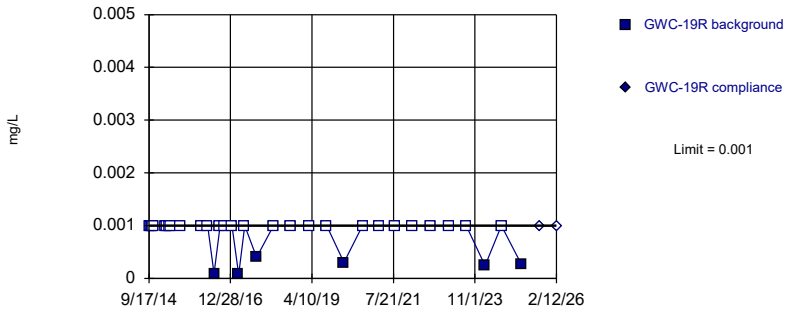

Non-parametric test used in lieu of parametric prediction limit because censored data exceeded 50%. Limit is highest of 33 background values. 81.82% NDs. Well-constituent pair annual alpha = 0.003399. Individual comparison alpha = 0.001701 (1 of 2).

Constituent: Lead Analysis Run 5/1/2026 4:26 PM View: Appendix I Intrawell
Plant Bowen Client: Southern Company Data: Bowen LF 3-8

Sanitas™ v.10.1.06e Software licensed to Groundwater Stats Consulting. UG
Hollow symbols indicate censored values.

Within Limit

Prediction Limit

Intrawell Non-parametric

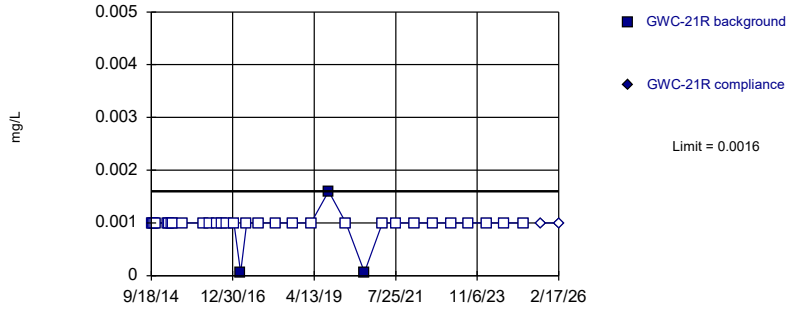

Non-parametric test used in lieu of parametric prediction limit because censored data exceeded 50%. Limit is highest of 33 background values. 90.91% NDs. Well-constituent pair annual alpha = 0.003399. Individual comparison alpha = 0.001701 (1 of 2).

Constituent: Lead Analysis Run 5/1/2026 4:26 PM View: Appendix I Intrawell
Plant Bowen Client: Southern Company Data: Bowen LF 3-8

Sanitas™ v.10.1.06e Software licensed to Groundwater Stats Consulting. UG
Hollow symbols indicate censored values.

Within Limit

Prediction Limit

Intrawell Non-parametric

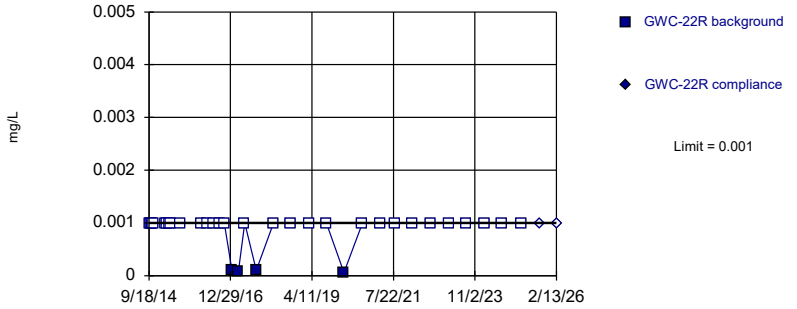

Non-parametric test used in lieu of parametric prediction limit because censored data exceeded 50%. Limit is highest of 33 background values. 87.88% NDs. Well-constituent pair annual alpha = 0.003399. Individual comparison alpha = 0.001701 (1 of 2).

Constituent: Lead Analysis Run 5/1/2026 4:26 PM View: Appendix I Intrawell
Plant Bowen Client: Southern Company Data: Bowen LF 3-8

Sanitas™ v.10.1.06e Software licensed to Groundwater Stats Consulting. UG
Hollow symbols indicate censored values.

Within Limit

Prediction Limit

Intrawell Non-parametric

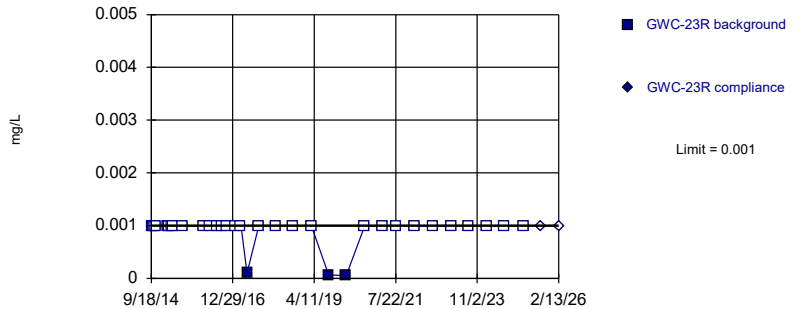

Non-parametric test used in lieu of parametric prediction limit because censored data exceeded 50%. Limit is highest of 33 background values. 90.91% NDs. Well-constituent pair annual alpha = 0.003399. Individual comparison alpha = 0.001701 (1 of 2).

Constituent: Lead Analysis Run 5/1/2026 4:26 PM View: Appendix I Intrawell
Plant Bowen Client: Southern Company Data: Bowen LF 3-8

Sanitas™ v.10.1.06e Software licensed to Groundwater Stats Consulting. UG
Hollow symbols indicate censored values.

Within Limit

Prediction Limit

Intrawell Non-parametric

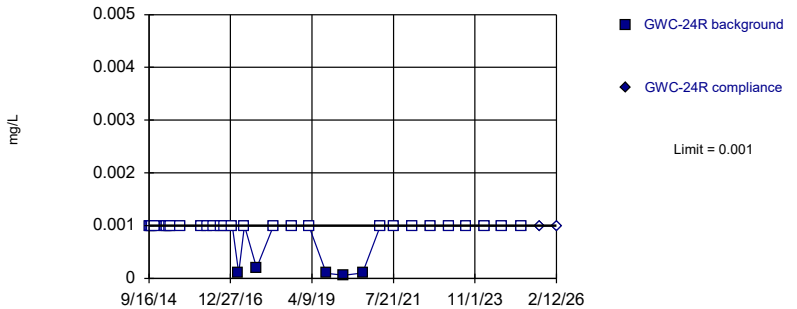

Non-parametric test used in lieu of parametric prediction limit because censored data exceeded 50%. Limit is highest of 33 background values. 84.85% NDs. Well-constituent pair annual alpha = 0.003399. Individual comparison alpha = 0.001701 (1 of 2).

Constituent: Lead Analysis Run 5/1/2026 4:26 PM View: Appendix I Intrawell
Plant Bowen Client: Southern Company Data: Bowen LF 3-8

Sanitas™ v.10.1.06e Software licensed to Groundwater Stats Consulting. UG
Hollow symbols indicate censored values.

Within Limit

Prediction Limit

Intrawell Non-parametric

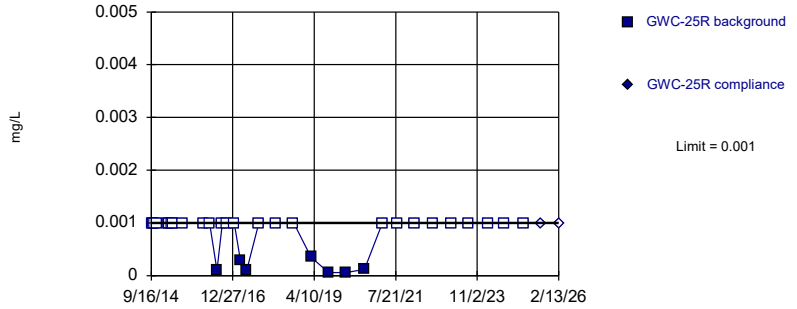

Non-parametric test used in lieu of parametric prediction limit because censored data exceeded 50%. Limit is highest of 33 background values. 78.79% NDs. Well-constituent pair annual alpha = 0.003399. Individual comparison alpha = 0.001701 (1 of 2).

Constituent: Lead Analysis Run 5/1/2026 4:26 PM View: Appendix I Intrawell
Plant Bowen Client: Southern Company Data: Bowen LF 3-8

Sanitas™ v.10.1.06e Software licensed to Groundwater Stats Consulting. UG
Hollow symbols indicate censored values.

Within Limit

Prediction Limit

Intrawell Non-parametric

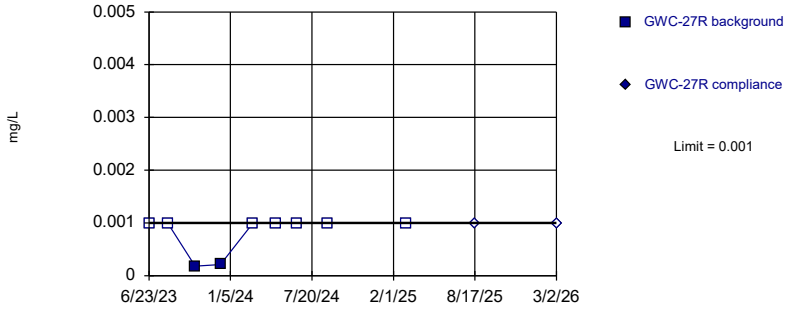

Non-parametric test used in lieu of parametric prediction limit because censored data exceeded 50%. Limit is highest of 9 background values. 77.78% NDs. Well-constituent pair annual alpha = 0.03586. Individual comparison alpha = 0.01809 (1 of 2).

Constituent: Lead Analysis Run 5/1/2026 4:26 PM View: Appendix I Intrawell
Plant Bowen Client: Southern Company Data: Bowen LF 3-8

Sanitas™ v.10.1.06e Software licensed to Groundwater Stats Consulting. UG
Hollow symbols indicate censored values.

Within Limit

Prediction Limit

Intrawell Non-parametric

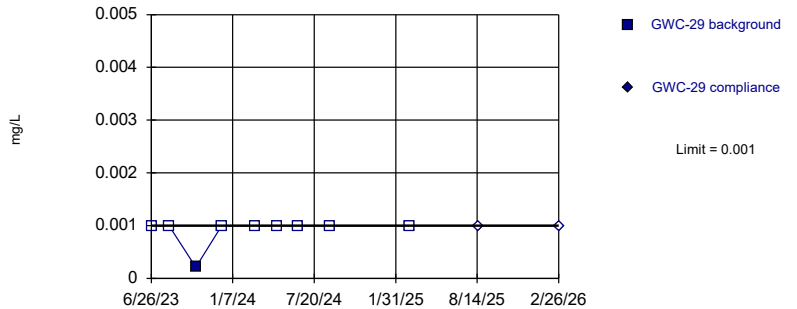

Non-parametric test used in lieu of parametric prediction limit because censored data exceeded 50%. Limit is highest of 9 background values. 88.89% NDs. Well-constituent pair annual alpha = 0.03586. Individual comparison alpha = 0.01809 (1 of 2).

Constituent: Lead Analysis Run 5/1/2026 4:26 PM View: Appendix I Intrawell
Plant Bowen Client: Southern Company Data: Bowen LF 3-8

Sanitas™ v.10.1.06e Software licensed to Groundwater Stats Consulting. UG
Hollow symbols indicate censored values.

Within Limit

Prediction Limit

Intrawell Non-parametric

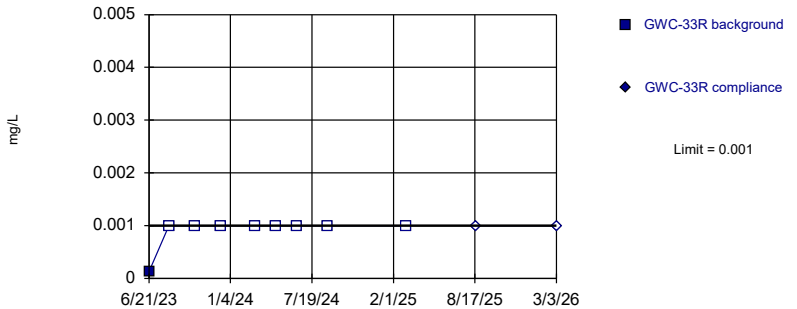

Non-parametric test used in lieu of parametric prediction limit because censored data exceeded 50%. Limit is highest of 9 background values. 88.89% NDs. Well-constituent pair annual alpha = 0.03586. Individual comparison alpha = 0.01809 (1 of 2).

Constituent: Lead Analysis Run 5/1/2026 4:26 PM View: Appendix I Intrawell
Plant Bowen Client: Southern Company Data: Bowen LF 3-8

Sanitas™ v.10.1.06e Software licensed to Groundwater Stats Consulting. UG
Hollow symbols indicate censored values.
Within Limit

Prediction Limit

Intrawell Non-parametric

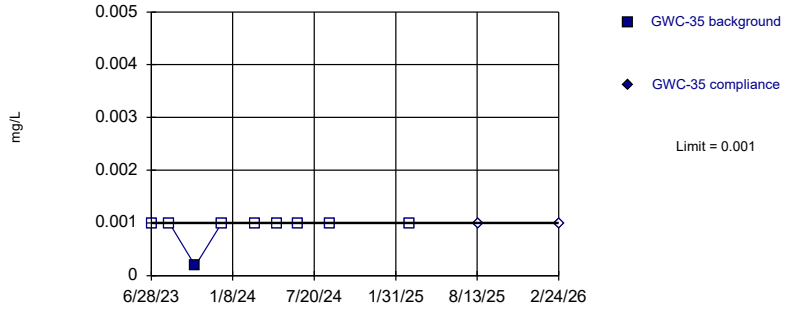

Non-parametric test used in lieu of parametric prediction limit because censored data exceeded 50%. Limit is highest of 9 background values. 88.89% NDs. Well-constituent pair annual alpha = 0.03586. Individual comparison alpha = 0.01809 (1 of 2).

Constituent: Lead Analysis Run 5/1/2026 4:26 PM View: Appendix I Intrawell
Plant Bowen Client: Southern Company Data: Bowen LF 3-8

Sanitas™ v.10.1.06e Software licensed to Groundwater Stats Consulting. UG
Hollow symbols indicate censored values.
Within Limit

Prediction Limit

Intrawell Non-parametric

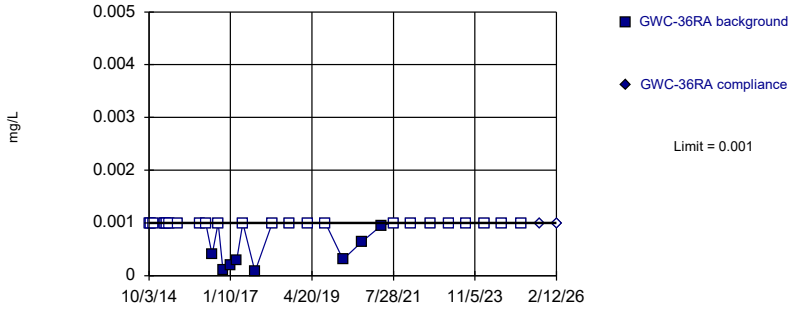

Non-parametric test used in lieu of parametric prediction limit because censored data exceeded 50%. Limit is highest of 32 background values. 75% NDs. Well-constituent pair annual alpha = 0.003603. Individual comparison alpha = 0.001803 (1 of 2).

Constituent: Lead Analysis Run 5/1/2026 4:26 PM View: Appendix I Intrawell
Plant Bowen Client: Southern Company Data: Bowen LF 3-8

Sanitas™ v.10.1.06e Software licensed to Groundwater Stats Consulting. UG
Hollow symbols indicate censored values.
Within Limit

Prediction Limit

Intrawell Non-parametric

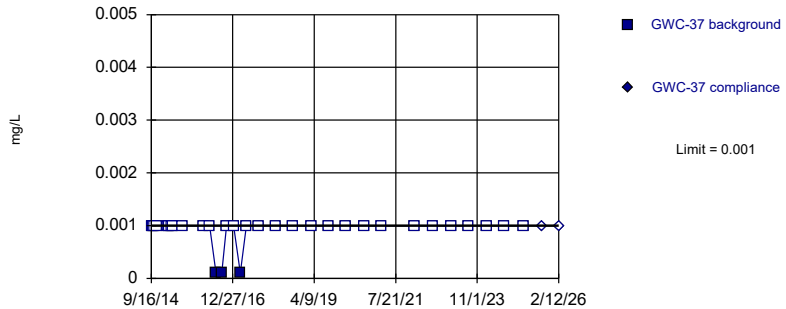

Non-parametric test used in lieu of parametric prediction limit because censored data exceeded 50%. Limit is highest of 32 background values. 90.63% NDs. Well-constituent pair annual alpha = 0.003603. Individual comparison alpha = 0.001803 (1 of 2).

Constituent: Lead Analysis Run 5/1/2026 4:26 PM View: Appendix I Intrawell
Plant Bowen Client: Southern Company Data: Bowen LF 3-8

Sanitas™ v.10.1.06e Software licensed to Groundwater Stats Consulting. UG
Hollow symbols indicate censored values.
Within Limit

Prediction Limit

Intrawell Non-parametric

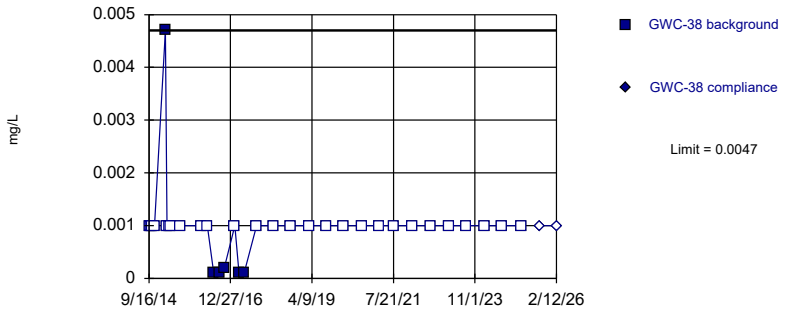

Non-parametric test used in lieu of parametric prediction limit because censored data exceeded 50%. Limit is highest of 33 background values. 81.82% NDs. Well-constituent pair annual alpha = 0.003399. Individual comparison alpha = 0.001701 (1 of 2).

Constituent: Lead Analysis Run 5/1/2026 4:26 PM View: Appendix I Intrawell
Plant Bowen Client: Southern Company Data: Bowen LF 3-8

Sanitas™ v.10.1.06e Software licensed to Groundwater Stats Consulting. UG
Hollow symbols indicate censored values.

Within Limit

Prediction Limit

Intrawell Non-parametric

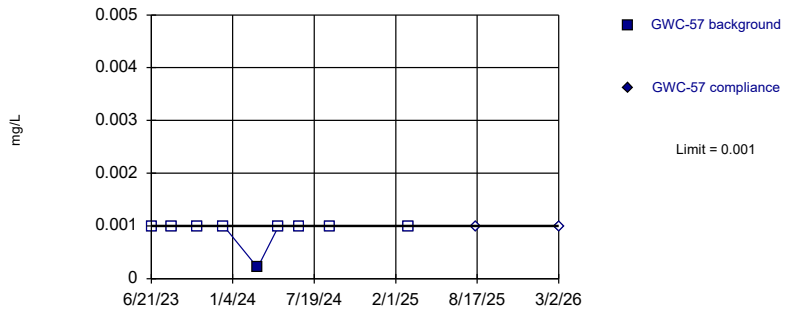

Non-parametric test used in lieu of parametric prediction limit because censored data exceeded 50%. Limit is highest of 9 background values. 88.89% NDs. Well-constituent pair annual alpha = 0.03586. Individual comparison alpha = 0.01809 (1 of 2).

Constituent: Lead Analysis Run 5/1/2026 4:26 PM View: Appendix I Intrawell
Plant Bowen Client: Southern Company Data: Bowen LF 3-8

Sanitas™ v.10.1.06e Software licensed to Groundwater Stats Consulting. UG
Hollow symbols indicate censored values.

Within Limit

Prediction Limit

Intrawell Non-parametric

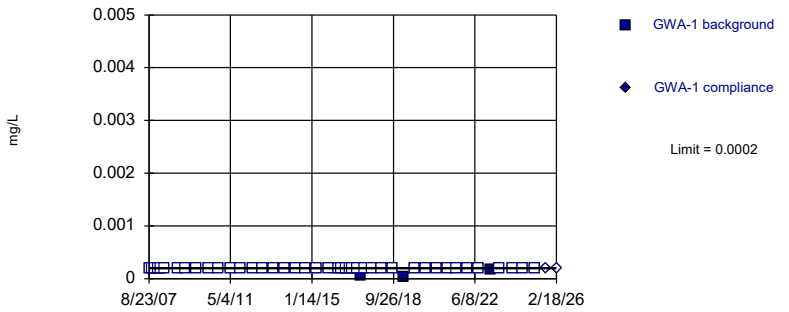

Non-parametric test used in lieu of parametric prediction limit because censored data exceeded 50%. Limit is highest of 45 background values. 93.33% NDs. Well-constituent pair annual alpha = 0.001911. Individual comparison alpha = 0.0009557 (1 of 2).

Constituent: Mercury Analysis Run 5/1/2026 4:26 PM View: Appendix I Intrawell
Plant Bowen Client: Southern Company Data: Bowen LF 3-8

Sanitas™ v.10.1.06e Software licensed to Groundwater Stats Consulting. UG
Hollow symbols indicate censored values.

Within Limit

Prediction Limit

Intrawell Non-parametric

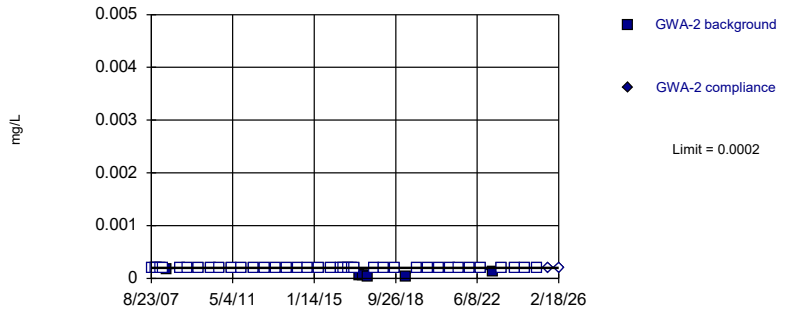

Non-parametric test used in lieu of parametric prediction limit because censored data exceeded 50%. Limit is highest of 45 background values. 86.67% NDs. Well-constituent pair annual alpha = 0.001911. Individual comparison alpha = 0.0009557 (1 of 2).

Constituent: Mercury Analysis Run 5/1/2026 4:26 PM View: Appendix I Intrawell
Plant Bowen Client: Southern Company Data: Bowen LF 3-8

Sanitas™ v.10.1.06e Software licensed to Groundwater Stats Consulting. UG
Hollow symbols indicate censored values.

Within Limit

Prediction Limit

Intrawell Non-parametric

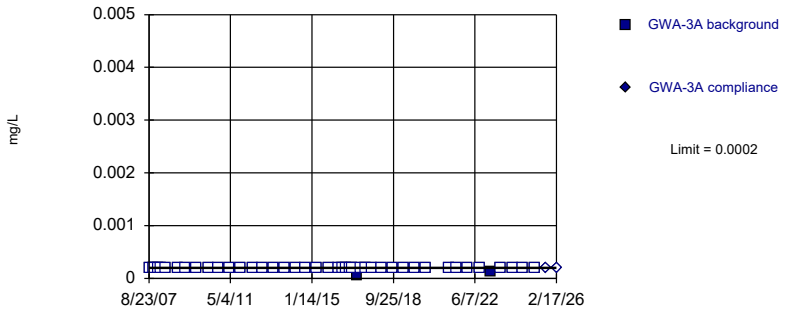

Non-parametric test used in lieu of parametric prediction limit because censored data exceeded 50%. Limit is highest of 44 background values. 95.45% NDs. Well-constituent pair annual alpha = 0.001992. Individual comparison alpha = 0.0009963 (1 of 2).

Constituent: Mercury Analysis Run 5/1/2026 4:27 PM View: Appendix I Intrawell
Plant Bowen Client: Southern Company Data: Bowen LF 3-8

Sanitas™ v.10.1.06e Software licensed to Groundwater Stats Consulting. UG
Hollow symbols indicate censored values.

Within Limit

Prediction Limit

Intrawell Non-parametric

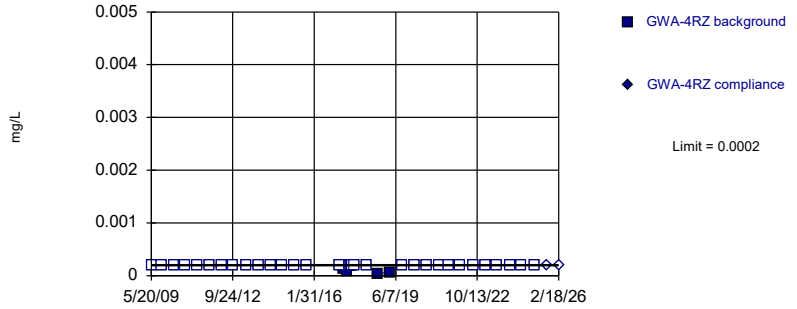

Non-parametric test used in lieu of parametric prediction limit because censored data exceeded 50%. Limit is highest of 38 background values. 89.47% NDs. Well-constituent pair annual alpha = 0.002586. Individual comparison alpha = 0.001294 (1 of 2).

Constituent: Mercury Analysis Run 5/1/2026 4:27 PM View: Appendix I Intrawell
Plant Bowen Client: Southern Company Data: Bowen LF 3-8

Sanitas™ v.10.1.06e Software licensed to Groundwater Stats Consulting. UG
Hollow symbols indicate censored values.

Within Limit

Prediction Limit

Intrawell Non-parametric

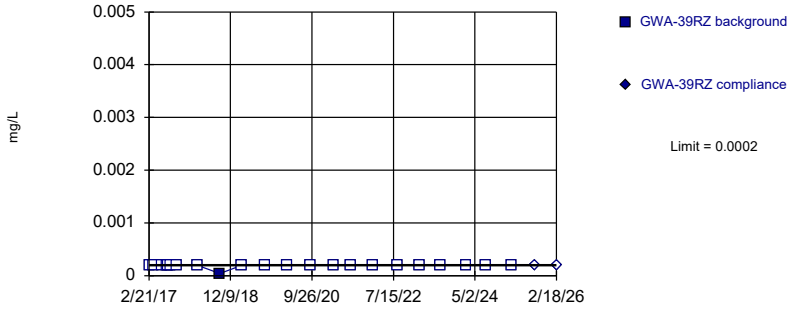

Non-parametric test used in lieu of parametric prediction limit because censored data exceeded 50%. Limit is highest of 22 background values. 95.45% NDs. Well-constituent pair annual alpha = 0.007401. Individual comparison alpha = 0.003707 (1 of 2).

Constituent: Mercury Analysis Run 5/1/2026 4:27 PM View: Appendix I Intrawell
Plant Bowen Client: Southern Company Data: Bowen LF 3-8

Sanitas™ v.10.1.06e Software licensed to Groundwater Stats Consulting. UG
Hollow symbols indicate censored values.

Within Limit

Prediction Limit

Intrawell Non-parametric

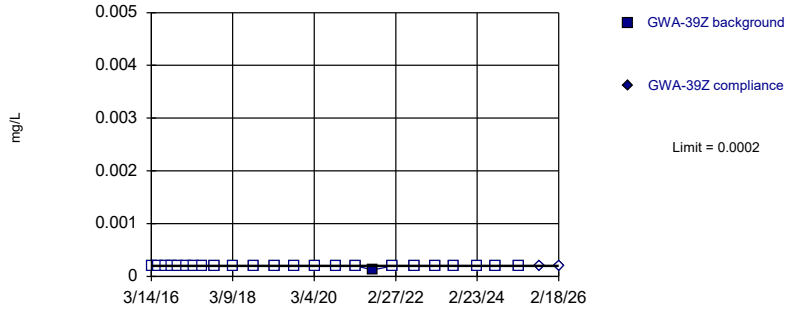

Non-parametric test used in lieu of parametric prediction limit because censored data exceeded 50%. Limit is highest of 24 background values. 95.83% NDs. Well-constituent pair annual alpha = 0.006238. Individual comparison alpha = 0.003124 (1 of 2).

Constituent: Mercury Analysis Run 5/1/2026 4:27 PM View: Appendix I Intrawell
Plant Bowen Client: Southern Company Data: Bowen LF 3-8

Sanitas™ v.10.1.06e Software licensed to Groundwater Stats Consulting. UG
Hollow symbols indicate censored values.

Within Limit

Prediction Limit

Intrawell Non-parametric

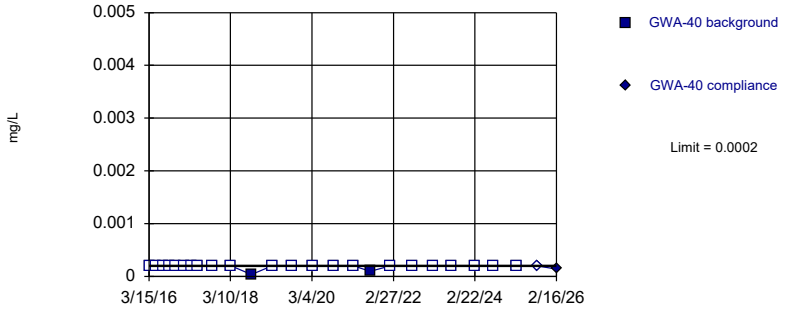

Non-parametric test used in lieu of parametric prediction limit because censored data exceeded 50%. Limit is highest of 24 background values. 91.67% NDs. Well-constituent pair annual alpha = 0.006238. Individual comparison alpha = 0.003124 (1 of 2).

Constituent: Mercury Analysis Run 5/1/2026 4:27 PM View: Appendix I Intrawell
Plant Bowen Client: Southern Company Data: Bowen LF 3-8

Sanitas™ v.10.1.06e Software licensed to Groundwater Stats Consulting. UG
Hollow symbols indicate censored values.

Within Limit

Prediction Limit

Intrawell Non-parametric

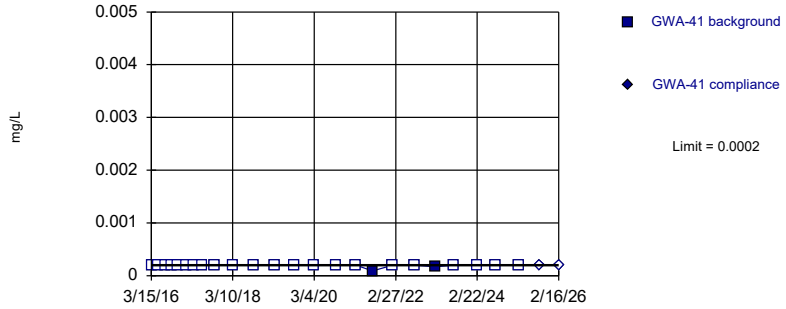

Non-parametric test used in lieu of parametric prediction limit because censored data exceeded 50%. Limit is highest of 24 background values. 91.67% NDs. Well-constituent pair annual alpha = 0.006238. Individual comparison alpha = 0.003124 (1 of 2).

Constituent: Mercury Analysis Run 5/1/2026 4:27 PM View: Appendix I Intrawell
Plant Bowen Client: Southern Company Data: Bowen LF 3-8

Sanitas™ v.10.1.06e Software licensed to Groundwater Stats Consulting. UG
Hollow symbols indicate censored values.

Within Limit

Prediction Limit

Intrawell Non-parametric

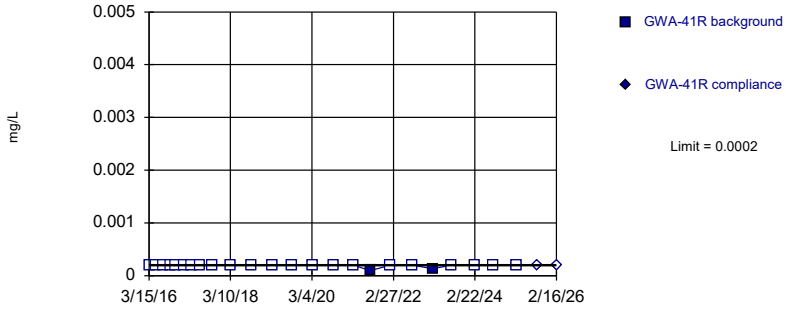

Non-parametric test used in lieu of parametric prediction limit because censored data exceeded 50%. Limit is highest of 24 background values. 91.67% NDs. Well-constituent pair annual alpha = 0.006238. Individual comparison alpha = 0.003124 (1 of 2).

Constituent: Mercury Analysis Run 5/1/2026 4:27 PM View: Appendix I Intrawell
Plant Bowen Client: Southern Company Data: Bowen LF 3-8

Sanitas™ v.10.1.06e Software licensed to Groundwater Stats Consulting. UG
Hollow symbols indicate censored values.

Within Limit

Prediction Limit

Intrawell Non-parametric

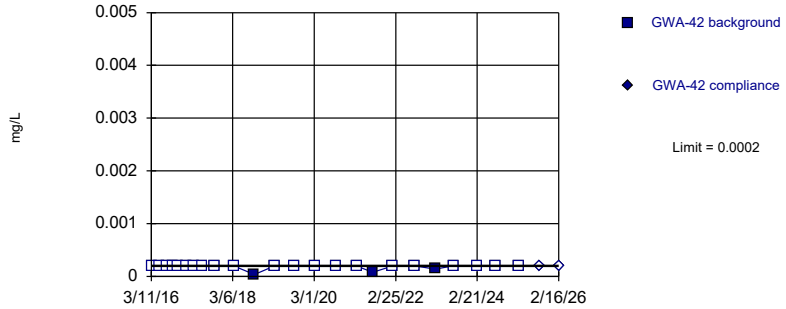

Non-parametric test used in lieu of parametric prediction limit because censored data exceeded 50%. Limit is highest of 24 background values. 87.5% NDs. Well-constituent pair annual alpha = 0.006238. Individual comparison alpha = 0.003124 (1 of 2).

Constituent: Mercury Analysis Run 5/1/2026 4:27 PM View: Appendix I Intrawell
Plant Bowen Client: Southern Company Data: Bowen LF 3-8

Sanitas™ v.10.1.06e Software licensed to Groundwater Stats Consulting. UG
Hollow symbols indicate censored values.

Within Limit

Prediction Limit

Intrawell Non-parametric

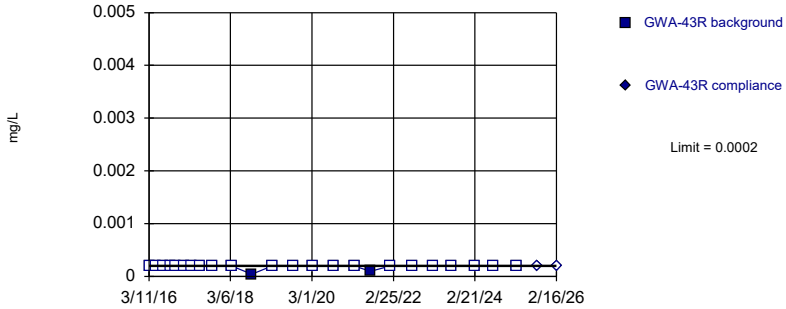

Non-parametric test used in lieu of parametric prediction limit because censored data exceeded 50%. Limit is highest of 24 background values. 91.67% NDs. Well-constituent pair annual alpha = 0.006238. Individual comparison alpha = 0.003124 (1 of 2).

Constituent: Mercury Analysis Run 5/1/2026 4:27 PM View: Appendix I Intrawell
Plant Bowen Client: Southern Company Data: Bowen LF 3-8

Sanitas™ v.10.1.06e Software licensed to Groundwater Stats Consulting. UG
Hollow symbols indicate censored values.

Within Limit

Prediction Limit

Intrawell Non-parametric

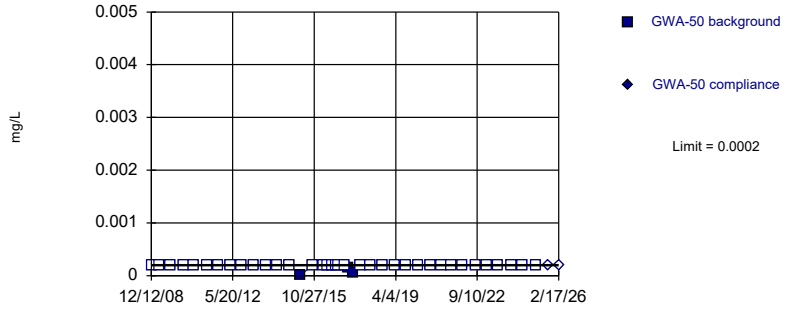

Non-parametric test used in lieu of parametric prediction limit because censored data exceeded 50%. Limit is highest of 39 background values. 92.31% NDs. Well-constituent pair annual alpha = 0.002451. Individual comparison alpha = 0.001226 (1 of 2).

Constituent: Mercury Analysis Run 5/1/2026 4:27 PM View: Appendix I Intrawell
Plant Bowen Client: Southern Company Data: Bowen LF 3-8

Sanitas™ v.10.1.06e Software licensed to Groundwater Stats Consulting. UG
Hollow symbols indicate censored values.

Within Limit

Prediction Limit

Intrawell Non-parametric

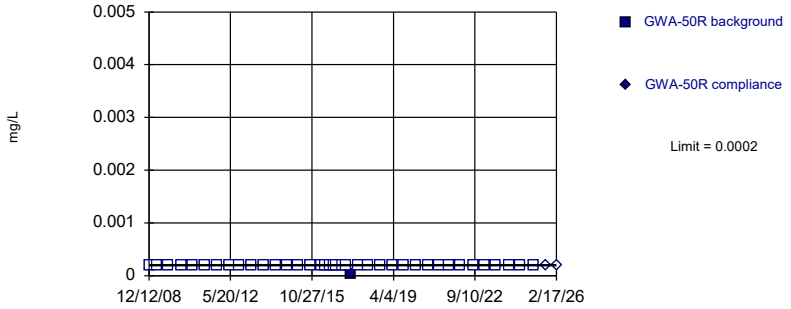

Non-parametric test used in lieu of parametric prediction limit because censored data exceeded 50%. Limit is highest of 39 background values. 97.44% NDs. Well-constituent pair annual alpha = 0.002451. Individual comparison alpha = 0.001226 (1 of 2).

Constituent: Mercury Analysis Run 5/1/2026 4:27 PM View: Appendix I Intrawell
Plant Bowen Client: Southern Company Data: Bowen LF 3-8

Sanitas™ v.10.1.06e Software licensed to Groundwater Stats Consulting. UG
Hollow symbols indicate censored values.

Within Limit

Prediction Limit

Intrawell Non-parametric

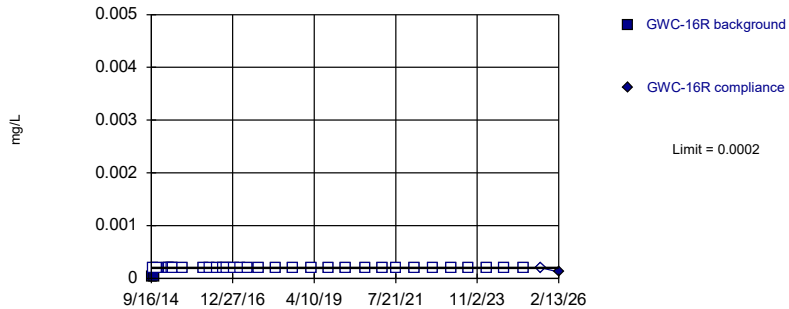

Non-parametric test used in lieu of parametric prediction limit because censored data exceeded 50%. Limit is highest of 33 background values. 93.94% NDs. Well-constituent pair annual alpha = 0.003399. Individual comparison alpha = 0.001701 (1 of 2).

Constituent: Mercury Analysis Run 5/1/2026 4:27 PM View: Appendix I Intrawell
Plant Bowen Client: Southern Company Data: Bowen LF 3-8

Sanitas™ v.10.1.06e Software licensed to Groundwater Stats Consulting. UG
Hollow symbols indicate censored values.

Within Limit

Prediction Limit

Intrawell Non-parametric

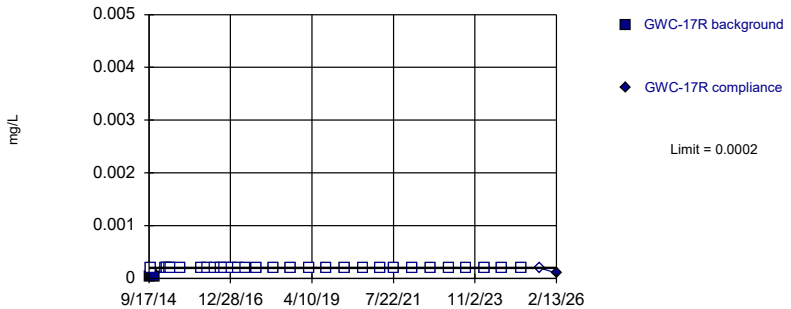

Non-parametric test used in lieu of parametric prediction limit because censored data exceeded 50%. Limit is highest of 33 background values. 90.91% NDs. Well-constituent pair annual alpha = 0.003399. Individual comparison alpha = 0.001701 (1 of 2).

Constituent: Mercury Analysis Run 5/1/2026 4:27 PM View: Appendix I Intrawell
Plant Bowen Client: Southern Company Data: Bowen LF 3-8

Sanitas™ v.10.1.06e Software licensed to Groundwater Stats Consulting. UG
Hollow symbols indicate censored values.

Within Limit

Prediction Limit

Intrawell Non-parametric

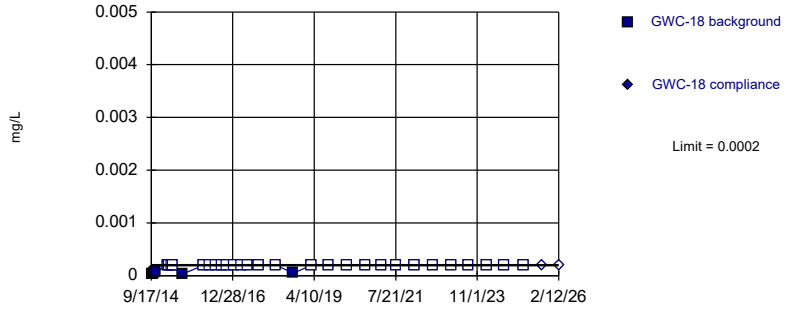

Non-parametric test used in lieu of parametric prediction limit because censored data exceeded 50%. Limit is highest of 33 background values. 81.82% NDs. Well-constituent pair annual alpha = 0.003399. Individual comparison alpha = 0.001701 (1 of 2).

Constituent: Mercury Analysis Run 5/1/2026 4:27 PM View: Appendix I Intrawell
Plant Bowen Client: Southern Company Data: Bowen LF 3-8

Sanitas™ v.10.1.06e Software licensed to Groundwater Stats Consulting. UG
Hollow symbols indicate censored values.

Within Limit

Prediction Limit

Intrawell Non-parametric

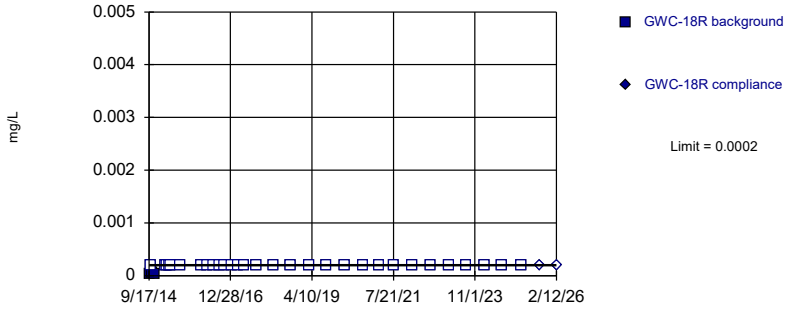

Non-parametric test used in lieu of parametric prediction limit because censored data exceeded 50%. Limit is highest of 33 background values. 90.91% NDs. Well-constituent pair annual alpha = 0.003399. Individual comparison alpha = 0.001701 (1 of 2).

Constituent: Mercury Analysis Run 5/1/2026 4:27 PM View: Appendix I Intrawell
Plant Bowen Client: Southern Company Data: Bowen LF 3-8

Sanitas™ v.10.1.06e Software licensed to Groundwater Stats Consulting. UG
Hollow symbols indicate censored values.

Within Limit

Prediction Limit

Intrawell Non-parametric

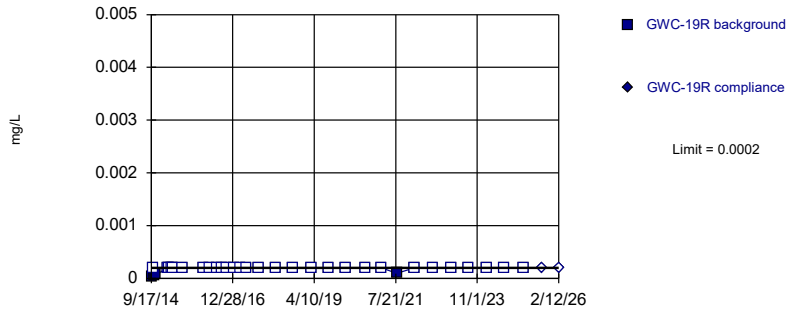

Non-parametric test used in lieu of parametric prediction limit because censored data exceeded 50%. Limit is highest of 33 background values. 87.88% NDs. Well-constituent pair annual alpha = 0.003399. Individual comparison alpha = 0.001701 (1 of 2).

Constituent: Mercury Analysis Run 5/1/2026 4:27 PM View: Appendix I Intrawell
Plant Bowen Client: Southern Company Data: Bowen LF 3-8

Sanitas™ v.10.1.06e Software licensed to Groundwater Stats Consulting. UG
Hollow symbols indicate censored values.

Within Limit

Prediction Limit

Intrawell Non-parametric

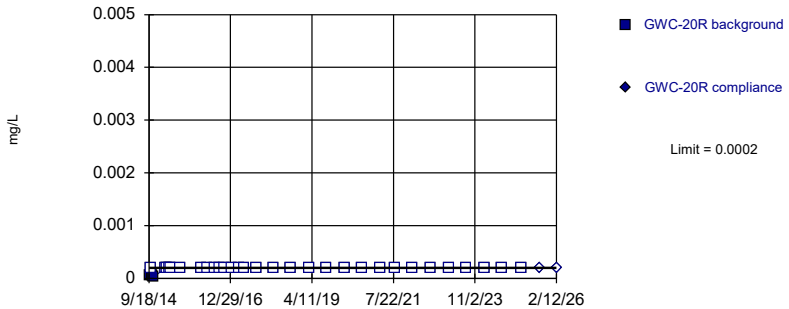

Non-parametric test used in lieu of parametric prediction limit because censored data exceeded 50%. Limit is highest of 33 background values. 90.91% NDs. Well-constituent pair annual alpha = 0.003399. Individual comparison alpha = 0.001701 (1 of 2).

Constituent: Mercury Analysis Run 5/1/2026 4:27 PM View: Appendix I Intrawell
Plant Bowen Client: Southern Company Data: Bowen LF 3-8

Sanitas™ v.10.1.06e Software licensed to Groundwater Stats Consulting. UG
Hollow symbols indicate censored values.

Within Limit

Prediction Limit

Intrawell Non-parametric

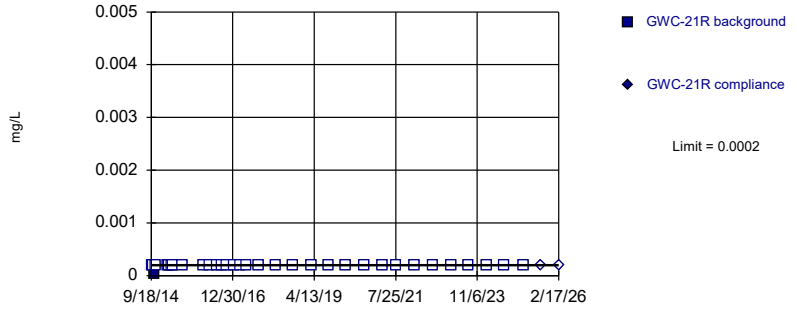

Non-parametric test used in lieu of parametric prediction limit because censored data exceeded 50%. Limit is highest of 33 background values. 96.97% NDs. Well-constituent pair annual alpha = 0.003399. Individual comparison alpha = 0.001701 (1 of 2).

Constituent: Mercury Analysis Run 5/1/2026 4:27 PM View: Appendix I Intrawell
Plant Bowen Client: Southern Company Data: Bowen LF 3-8

Sanitas™ v.10.1.06e Software licensed to Groundwater Stats Consulting. UG
Hollow symbols indicate censored values.

Within Limit

Prediction Limit

Intrawell Non-parametric

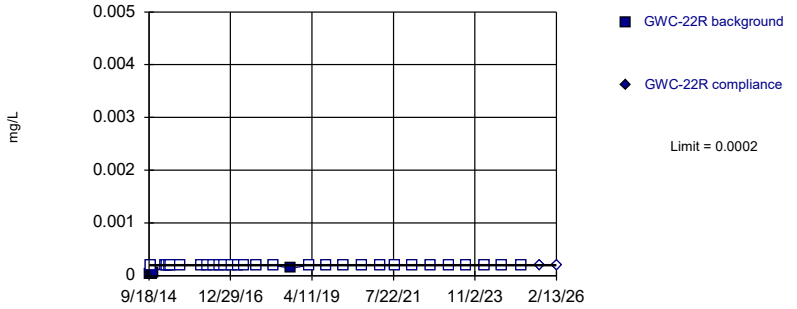

Non-parametric test used in lieu of parametric prediction limit because censored data exceeded 50%. Limit is highest of 33 background values. 87.88% NDs. Well-constituent pair annual alpha = 0.003399. Individual comparison alpha = 0.001701 (1 of 2).

Constituent: Mercury Analysis Run 5/1/2026 4:27 PM View: Appendix I Intrawell
Plant Bowen Client: Southern Company Data: Bowen LF 3-8

Sanitas™ v.10.1.06e Software licensed to Groundwater Stats Consulting. UG
Hollow symbols indicate censored values.

Within Limit

Prediction Limit

Intrawell Non-parametric



Non-parametric test used in lieu of parametric prediction limit because censored data exceeded 50%. Limit is highest of 33 background values. 93.94% NDs. Well-constituent pair annual alpha = 0.003399. Individual comparison alpha = 0.001701 (1 of 2).

Constituent: Mercury Analysis Run 5/1/2026 4:27 PM View: Appendix I Intrawell
Plant Bowen Client: Southern Company Data: Bowen LF 3-8

Sanitas™ v.10.1.06e Software licensed to Groundwater Stats Consulting. UG
Hollow symbols indicate censored values.

Within Limit

Prediction Limit

Intrawell Non-parametric

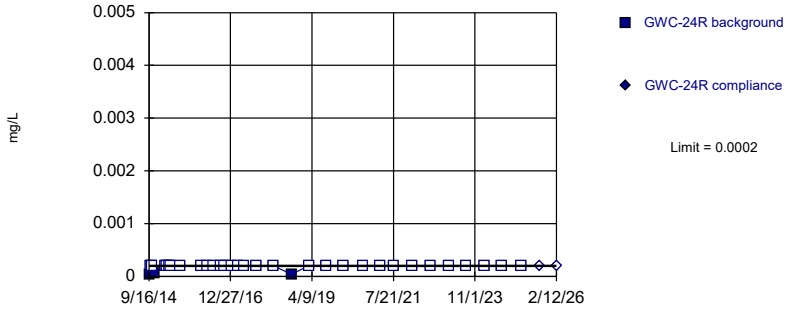

Non-parametric test used in lieu of parametric prediction limit because censored data exceeded 50%. Limit is highest of 33 background values. 90.91% NDs. Well-constituent pair annual alpha = 0.003399. Individual comparison alpha = 0.001701 (1 of 2).

Constituent: Mercury Analysis Run 5/1/2026 4:27 PM View: Appendix I Intrawell
Plant Bowen Client: Southern Company Data: Bowen LF 3-8

Sanitas™ v.10.1.06e Software licensed to Groundwater Stats Consulting. UG
Hollow symbols indicate censored values.

Within Limit

Prediction Limit

Intrawell Non-parametric

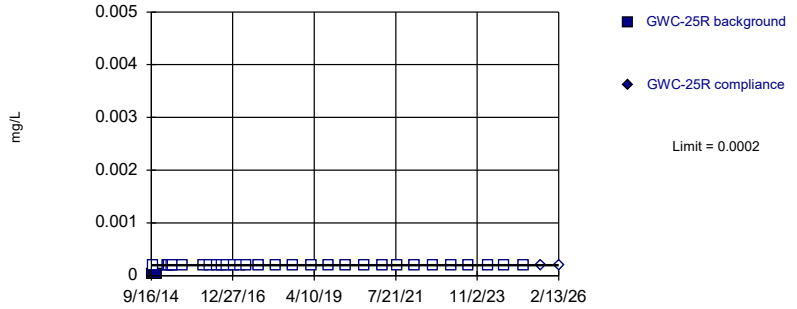

Non-parametric test used in lieu of parametric prediction limit because censored data exceeded 50%. Limit is highest of 33 background values. 90.91% NDs. Well-constituent pair annual alpha = 0.003399. Individual comparison alpha = 0.001701 (1 of 2).

Constituent: Mercury Analysis Run 5/1/2026 4:27 PM View: Appendix I Intrawell
Plant Bowen Client: Southern Company Data: Bowen LF 3-8

Sanitas™ v.10.1.06e Software licensed to Groundwater Stats Consulting. UG
Hollow symbols indicate censored values.

Within Limit

Prediction Limit

Intrawell Non-parametric

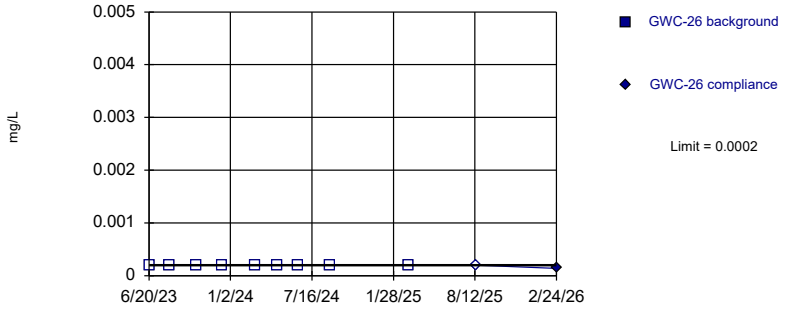

Non-parametric test used in lieu of parametric prediction limit because censored data exceeded 50%. All background values (n = 9) were censored; limit is most recent reporting limit. Well-constituent pair annual alpha = 0.03586. Individual comparison alpha = 0.01809 (1 of 2).

Constituent: Mercury Analysis Run 5/1/2026 4:27 PM View: Appendix I Intrawell
Plant Bowen Client: Southern Company Data: Bowen LF 3-8

Sanitas™ v.10.1.06e Software licensed to Groundwater Stats Consulting. UG
Hollow symbols indicate censored values.

Within Limit

Prediction Limit

Intrawell Non-parametric

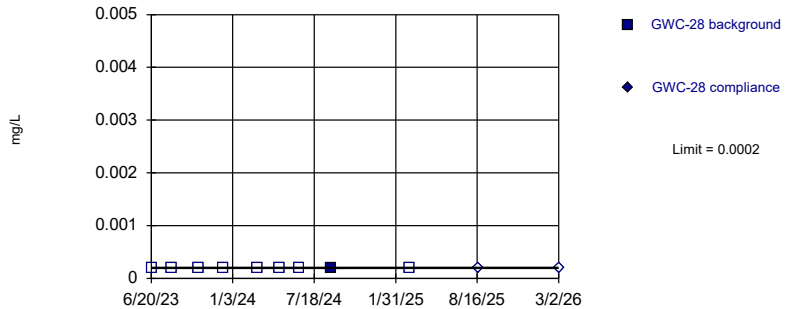

Non-parametric test used in lieu of parametric prediction limit because censored data exceeded 50%. Limit is highest of 9 background values. 88.89% NDs. Well-constituent pair annual alpha = 0.03586. Individual comparison alpha = 0.01809 (1 of 2).

Constituent: Mercury Analysis Run 5/1/2026 4:27 PM View: Appendix I Intrawell
Plant Bowen Client: Southern Company Data: Bowen LF 3-8

Sanitas™ v.10.1.06e Software licensed to Groundwater Stats Consulting. UG
Hollow symbols indicate censored values.

Within Limit

Prediction Limit

Intrawell Non-parametric

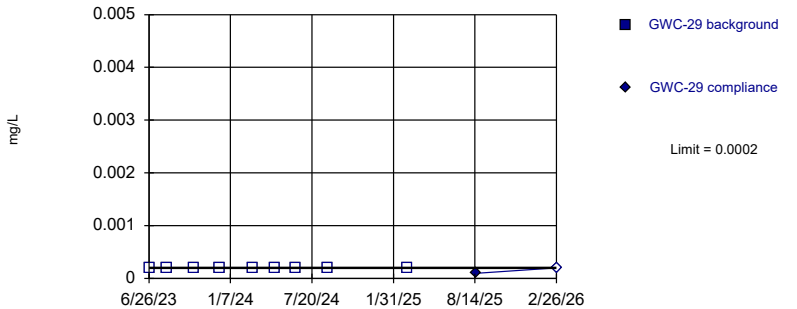

Non-parametric test used in lieu of parametric prediction limit because censored data exceeded 50%. All background values (n = 9) were censored; limit is most recent reporting limit. Well-constituent pair annual alpha = 0.03586. Individual comparison alpha = 0.01809 (1 of 2).

Constituent: Mercury Analysis Run 5/1/2026 4:27 PM View: Appendix I Intrawell
Plant Bowen Client: Southern Company Data: Bowen LF 3-8

Sanitas™ v.10.1.06e Software licensed to Groundwater Stats Consulting. UG
Hollow symbols indicate censored values.

Within Limit

Prediction Limit

Intrawell Non-parametric

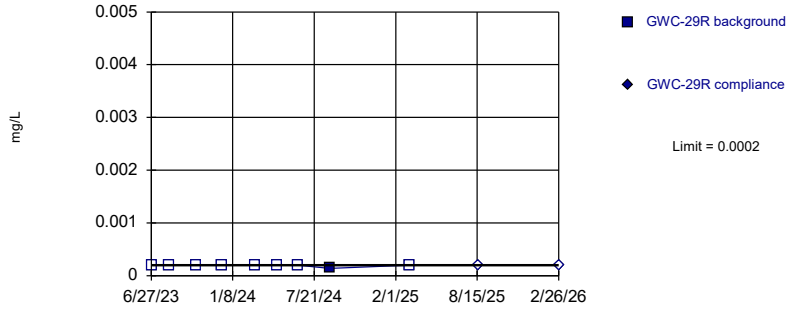

Non-parametric test used in lieu of parametric prediction limit because censored data exceeded 50%. Limit is highest of 9 background values. 88.89% NDs. Well-constituent pair annual alpha = 0.03586. Individual comparison alpha = 0.01809 (1 of 2).

Constituent: Mercury Analysis Run 5/1/2026 4:27 PM View: Appendix I Intrawell
Plant Bowen Client: Southern Company Data: Bowen LF 3-8

Sanitas™ v.10.1.06e Software licensed to Groundwater Stats Consulting. UG
Hollow symbols indicate censored values.

Within Limit

Prediction Limit

Intrawell Non-parametric

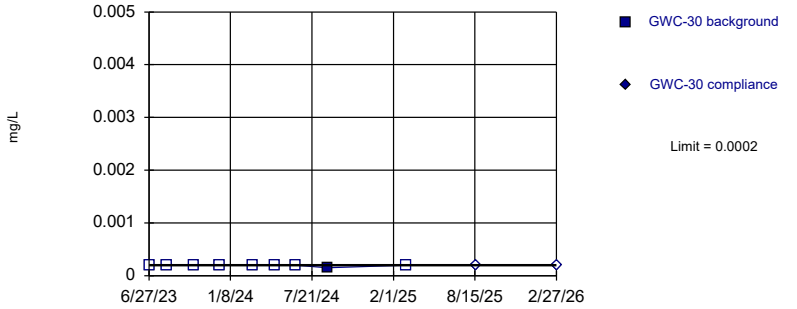

Non-parametric test used in lieu of parametric prediction limit because censored data exceeded 50%. Limit is highest of 9 background values. 88.89% NDs. Well-constituent pair annual alpha = 0.03586. Individual comparison alpha = 0.01809 (1 of 2).

Constituent: Mercury Analysis Run 5/1/2026 4:27 PM View: Appendix I Intrawell
Plant Bowen Client: Southern Company Data: Bowen LF 3-8

Sanitas™ v.10.1.06e Software licensed to Groundwater Stats Consulting. UG
Hollow symbols indicate censored values.

Within Limit

Prediction Limit

Intrawell Non-parametric

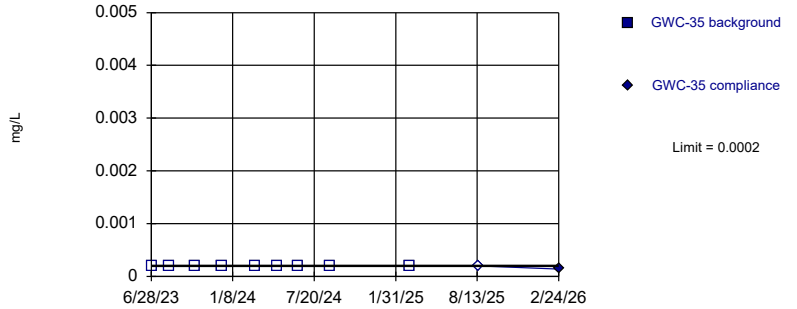

Non-parametric test used in lieu of parametric prediction limit because censored data exceeded 50%. All background values (n = 9) were censored; limit is most recent reporting limit. Well-constituent pair annual alpha = 0.03586. Individual comparison alpha = 0.01809 (1 of 2).

Constituent: Mercury Analysis Run 5/1/2026 4:27 PM View: Appendix I Intrawell
Plant Bowen Client: Southern Company Data: Bowen LF 3-8

Sanitas™ v.10.1.06e Software licensed to Groundwater Stats Consulting. UG
Hollow symbols indicate censored values.

Within Limit

Prediction Limit

Intrawell Non-parametric

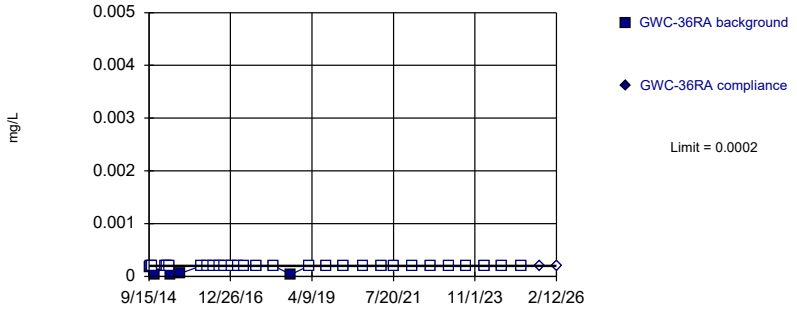

Non-parametric test used in lieu of parametric prediction limit because censored data exceeded 50%. Limit is highest of 33 background values. 84.85% NDs. Well-constituent pair annual alpha = 0.003399. Individual comparison alpha = 0.001701 (1 of 2).

Constituent: Mercury Analysis Run 5/1/2026 4:27 PM View: Appendix I Intrawell
Plant Bowen Client: Southern Company Data: Bowen LF 3-8

Sanitas™ v.10.1.06e Software licensed to Groundwater Stats Consulting. UG
Hollow symbols indicate censored values.

Within Limit

Prediction Limit

Intrawell Non-parametric

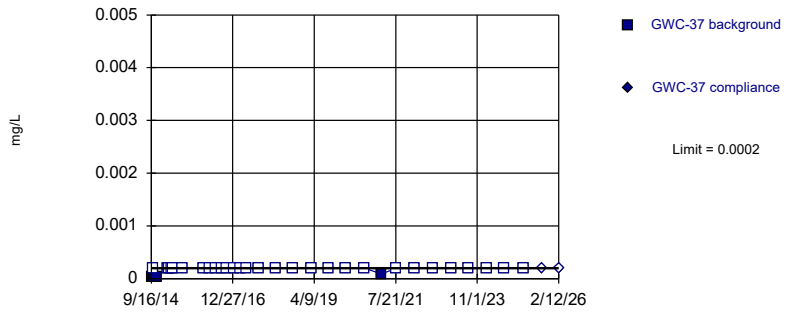

Non-parametric test used in lieu of parametric prediction limit because censored data exceeded 50%. Limit is highest of 33 background values. 87.88% NDs. Well-constituent pair annual alpha = 0.003399. Individual comparison alpha = 0.001701 (1 of 2).

Constituent: Mercury Analysis Run 5/1/2026 4:27 PM View: Appendix I Intrawell

Plant Bowen Client: Southern Company Data: Bowen LF 3-8

Sanitas™ v.10.1.06e Software licensed to Groundwater Stats Consulting. UG
Hollow symbols indicate censored values.

Within Limit

Prediction Limit

Intrawell Non-parametric

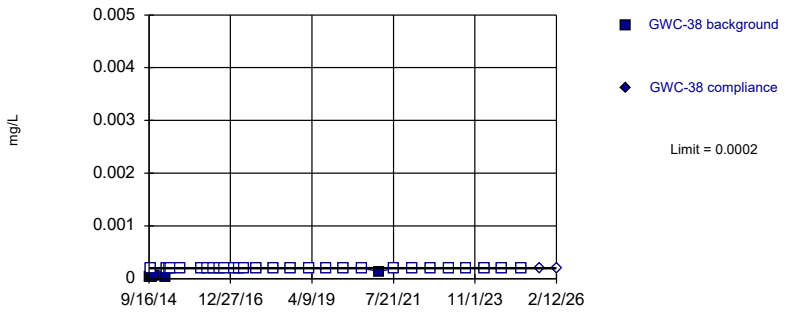

Non-parametric test used in lieu of parametric prediction limit because censored data exceeded 50%. Limit is highest of 33 background values. 84.85% NDs. Well-constituent pair annual alpha = 0.003399. Individual comparison alpha = 0.001701 (1 of 2).

Constituent: Mercury Analysis Run 5/1/2026 4:27 PM View: Appendix I Intrawell

Plant Bowen Client: Southern Company Data: Bowen LF 3-8

Sanitas™ v.10.1.06e Software licensed to Groundwater Stats Consulting. UG
Hollow symbols indicate censored values.

Within Limit

Prediction Limit

Intrawell Non-parametric

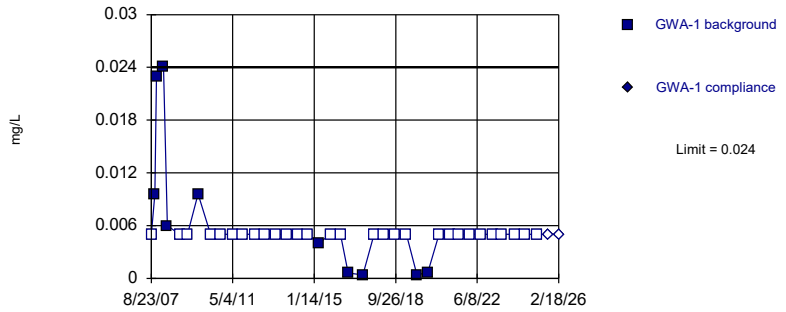

Non-parametric test used in lieu of parametric prediction limit because censored data exceeded 50%. Limit is highest of 39 background values. 74.36% NDs. Well-constituent pair annual alpha = 0.002451. Individual comparison alpha = 0.001226 (1 of 2).

Constituent: Nickel Analysis Run 5/1/2026 4:27 PM View: Appendix I Intrawell

Plant Bowen Client: Southern Company Data: Bowen LF 3-8

Sanitas™ v.10.1.06e Software licensed to Groundwater Stats Consulting. UG
Hollow symbols indicate censored values.

Within Limit

Prediction Limit

Intrawell Non-parametric

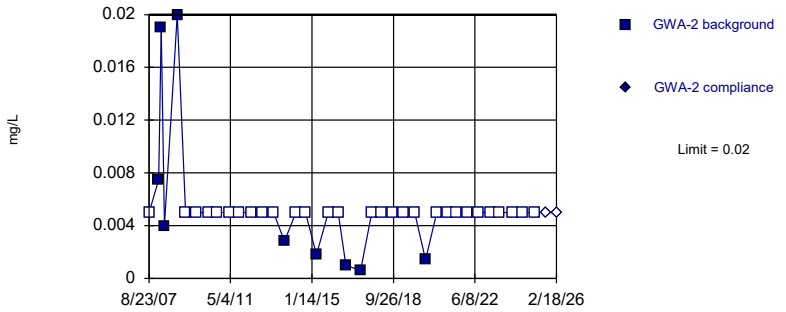

Non-parametric test used in lieu of parametric prediction limit because censored data exceeded 50%. Limit is highest of 38 background values. 76.32% NDs. Well-constituent pair annual alpha = 0.002586. Individual comparison alpha = 0.001294 (1 of 2).

Constituent: Nickel Analysis Run 5/1/2026 4:27 PM View: Appendix I Intrawell

Plant Bowen Client: Southern Company Data: Bowen LF 3-8

Sanitas™ v.10.1.06e Software licensed to Groundwater Stats Consulting. UG
Hollow symbols indicate censored values.

Within Limit

Prediction Limit

Intrawell Non-parametric

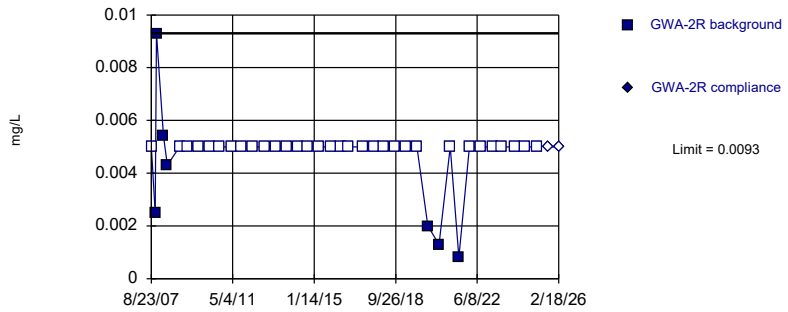

Non-parametric test used in lieu of parametric prediction limit because censored data exceeded 50%. Limit is highest of 39 background values. 82.05% NDs. Well-constituent pair annual alpha = 0.002451. Individual comparison alpha = 0.001226 (1 of 2).

Constituent: Nickel Analysis Run 5/1/2026 4:27 PM View: Appendix I Intrawell
Plant Bowen Client: Southern Company Data: Bowen LF 3-8

Sanitas™ v.10.1.06e Software licensed to Groundwater Stats Consulting. UG
Hollow symbols indicate censored values.

Within Limit

Prediction Limit

Intrawell Non-parametric

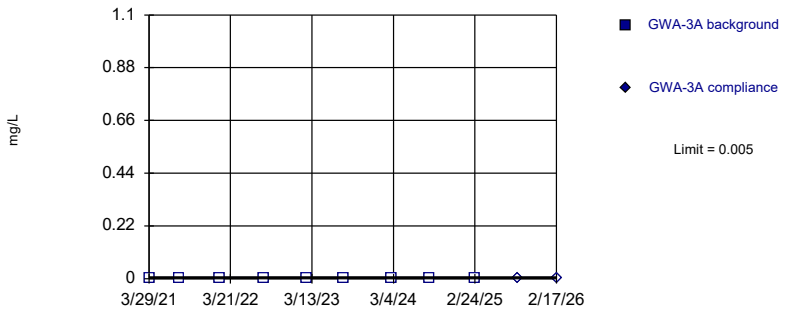

Non-parametric test used in lieu of parametric prediction limit because censored data exceeded 50%. All background values (n = 9) were censored; limit is most recent reporting limit. Well-constituent pair annual alpha = 0.03586. Individual comparison alpha = 0.01809 (1 of 2).

Constituent: Nickel Analysis Run 5/1/2026 4:27 PM View: Appendix I Intrawell
Plant Bowen Client: Southern Company Data: Bowen LF 3-8

Sanitas™ v.10.1.06e Software licensed to Groundwater Stats Consulting. UG
Hollow symbols indicate censored values.

Within Limit

Prediction Limit

Intrawell Non-parametric

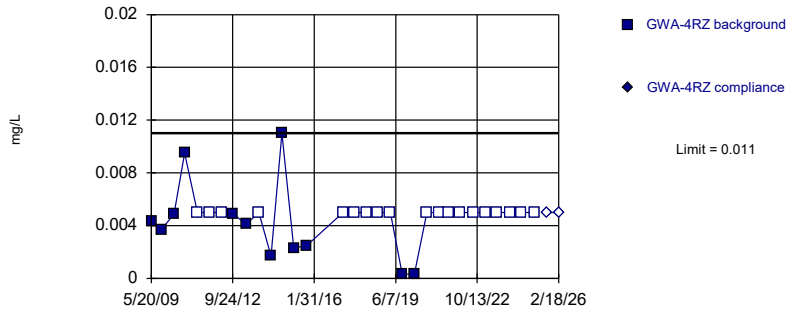

Non-parametric test used in lieu of parametric prediction limit because censored data exceeded 50%. Limit is highest of 31 background values. 61.29% NDs. Well-constituent pair annual alpha = 0.003807. Individual comparison alpha = 0.001905 (1 of 2).

Constituent: Nickel Analysis Run 5/1/2026 4:27 PM View: Appendix I Intrawell
Plant Bowen Client: Southern Company Data: Bowen LF 3-8

Sanitas™ v.10.1.06e Software licensed to Groundwater Stats Consulting. UG
Hollow symbols indicate censored values.

Within Limit

Prediction Limit

Intrawell Non-parametric

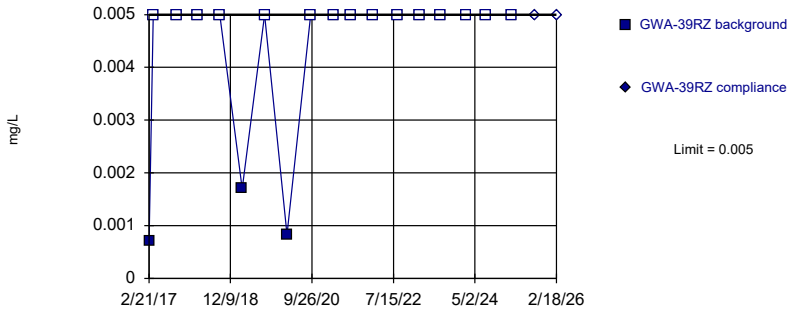

Non-parametric test used in lieu of parametric prediction limit because censored data exceeded 50%. Limit is highest of 18 background values. 83.33% NDs. Well-constituent pair annual alpha = 0.01072. Individual comparison alpha = 0.005373 (1 of 2).

Constituent: Nickel Analysis Run 5/1/2026 4:27 PM View: Appendix I Intrawell
Plant Bowen Client: Southern Company Data: Bowen LF 3-8

Sanitas™ v.10.1.06e Software licensed to Groundwater Stats Consulting. UG
Hollow symbols indicate censored values.

Within Limit

Prediction Limit

Intrawell Non-parametric

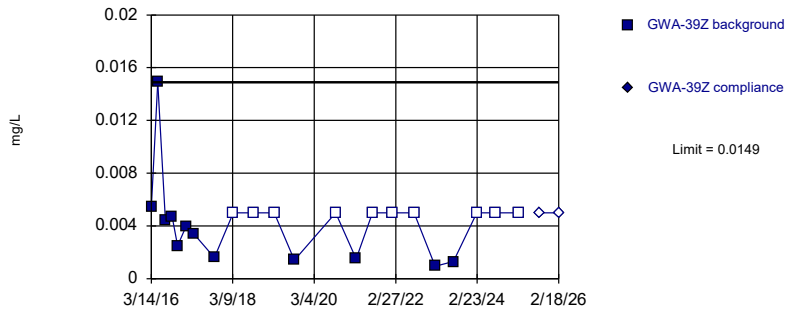

Non-parametric test used in lieu of parametric prediction limit because the Shapiro Wilk normality test showed the data to be non-normal at the 0.01 alpha level. Limit is highest of 22 background values. 45.45% NDs. Well-constituent pair annual alpha = 0.007401. Individual comparison alpha = 0.003707 (1 of 2).

Constituent: Nickel Analysis Run 5/1/2026 4:27 PM View: Appendix I Intrawell
Plant Bowen Client: Southern Company Data: Bowen LF 3-8

Sanitas™ v.10.1.06e Software licensed to Groundwater Stats Consulting. UG
Hollow symbols indicate censored values.

Within Limit

Prediction Limit

Intrawell Non-parametric

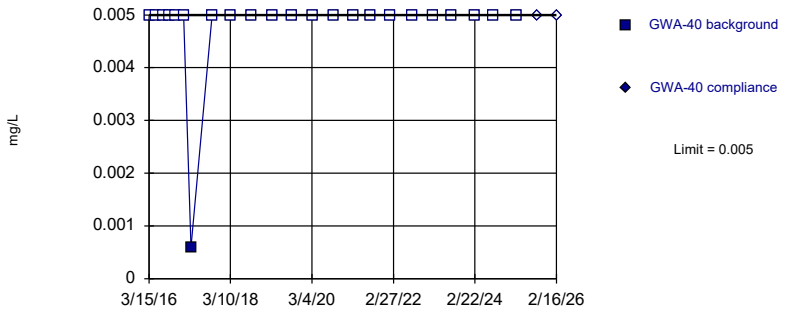

Non-parametric test used in lieu of parametric prediction limit because censored data exceeded 50%. Limit is highest of 23 background values. 95.65% NDs. Well-constituent pair annual alpha = 0.006819. Individual comparison alpha = 0.003415 (1 of 2).

Constituent: Nickel Analysis Run 5/1/2026 4:27 PM View: Appendix I Intrawell
Plant Bowen Client: Southern Company Data: Bowen LF 3-8

Sanitas™ v.10.1.06e Software licensed to Groundwater Stats Consulting. UG
Hollow symbols indicate censored values.

Within Limit

Prediction Limit

Intrawell Non-parametric

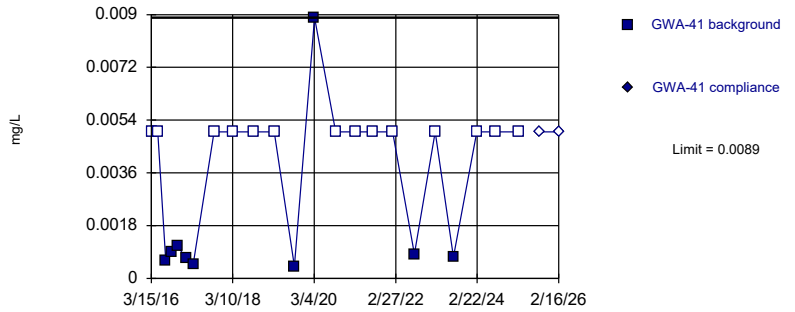

Non-parametric test used in lieu of parametric prediction limit because censored data exceeded 50%. Limit is highest of 23 background values. 60.87% NDs. Well-constituent pair annual alpha = 0.006819. Individual comparison alpha = 0.003415 (1 of 2).

Constituent: Nickel Analysis Run 5/1/2026 4:27 PM View: Appendix I Intrawell
Plant Bowen Client: Southern Company Data: Bowen LF 3-8

Sanitas™ v.10.1.06e Software licensed to Groundwater Stats Consulting. UG
Hollow symbols indicate censored values.

Within Limit

Prediction Limit

Intrawell Non-parametric

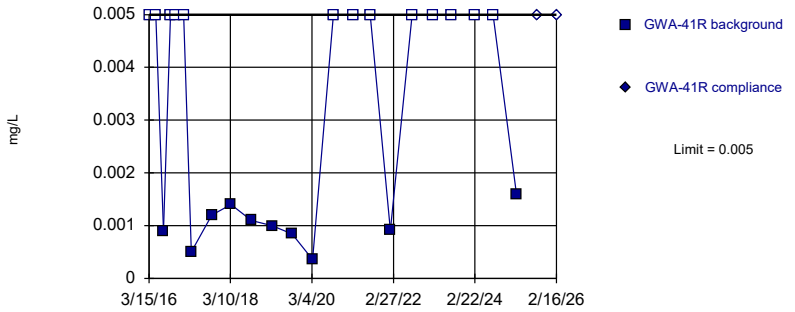

Non-parametric test used in lieu of parametric prediction limit because censored data exceeded 50%. Limit is highest of 23 background values. 56.52% NDs. Well-constituent pair annual alpha = 0.006819. Individual comparison alpha = 0.003415 (1 of 2).

Constituent: Nickel Analysis Run 5/1/2026 4:28 PM View: Appendix I Intrawell
Plant Bowen Client: Southern Company Data: Bowen LF 3-8

Sanitas™ v.10.1.06e Software licensed to Groundwater Stats Consulting. UG
Hollow symbols indicate censored values.

Within Limit

Prediction Limit

Intrawell Non-parametric

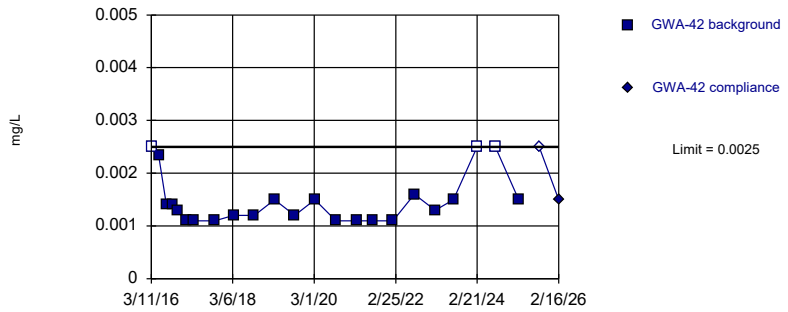

Non-parametric test used in lieu of parametric prediction limit because the Shapiro Wilk normality test showed the data to be non-normal at the 0.01 alpha level. Limit is highest of 23 background values. 13.04% NDs. Well-constituent pair annual alpha = 0.006819. Individual comparison alpha = 0.003415 (1 of 2).

Constituent: Nickel Analysis Run 5/1/2026 4:28 PM View: Appendix I Intrawell
Plant Bowen Client: Southern Company Data: Bowen LF 3-8

Sanitas™ v.10.1.06e Software licensed to Groundwater Stats Consulting. UG
Hollow symbols indicate censored values.

Within Limit

Prediction Limit

Intrawell Non-parametric

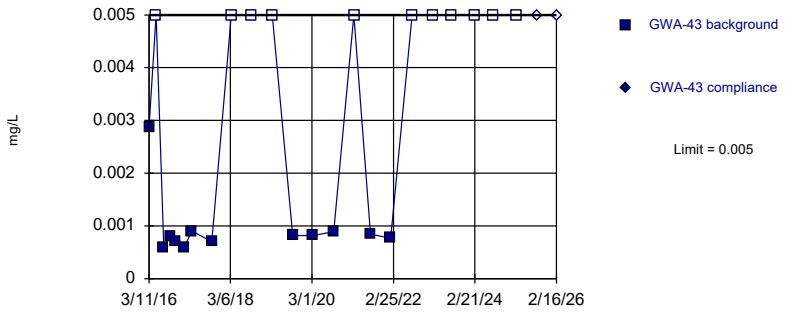

Non-parametric test used in lieu of parametric prediction limit because the Shapiro Wilk normality test showed the data to be non-normal at the 0.01 alpha level. Limit is highest of 23 background values. 47.83% NDs. Well-constituent pair annual alpha = 0.006819. Individual comparison alpha = 0.003415 (1 of 2).

Constituent: Nickel Analysis Run 5/1/2026 4:28 PM View: Appendix I Intrawell
Plant Bowen Client: Southern Company Data: Bowen LF 3-8

Sanitas™ v.10.1.06e Software licensed to Groundwater Stats Consulting. UG
Hollow symbols indicate censored values.

Within Limit

Prediction Limit

Intrawell Non-parametric

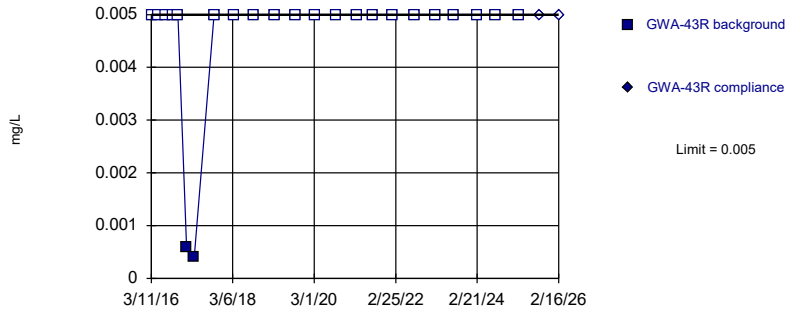

Non-parametric test used in lieu of parametric prediction limit because censored data exceeded 50%. Limit is highest of 23 background values. 91.3% NDs. Well-constituent pair annual alpha = 0.006819. Individual comparison alpha = 0.003415 (1 of 2).

Constituent: Nickel Analysis Run 5/1/2026 4:28 PM View: Appendix I Intrawell
Plant Bowen Client: Southern Company Data: Bowen LF 3-8

Sanitas™ v.10.1.06e Software licensed to Groundwater Stats Consulting. UG
Hollow symbols indicate censored values.

Within Limit

Prediction Limit

Intrawell Non-parametric

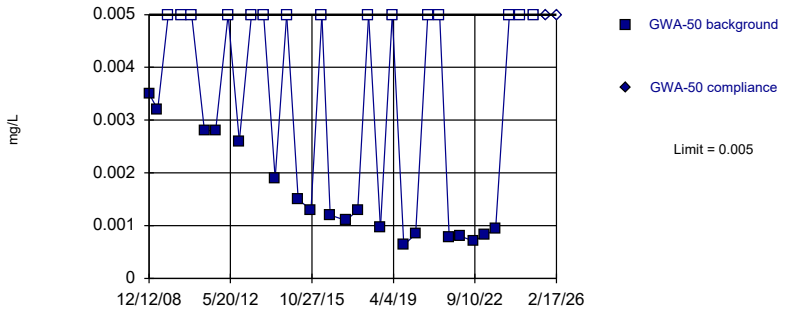

Non-parametric test used in lieu of parametric prediction limit because the Shapiro Wilk normality test showed the data to be non-normal at the 0.01 alpha level. Limit is highest of 34 background values. 44.12% NDs. Well-constituent pair annual alpha = 0.003195. Individual comparison alpha = 0.001599 (1 of 2).

Constituent: Nickel Analysis Run 5/1/2026 4:28 PM View: Appendix I Intrawell
Plant Bowen Client: Southern Company Data: Bowen LF 3-8

Sanitas™ v.10.1.06e Software licensed to Groundwater Stats Consulting. UG
Hollow symbols indicate censored values.

Within Limit

Prediction Limit

Intrawell Parametric

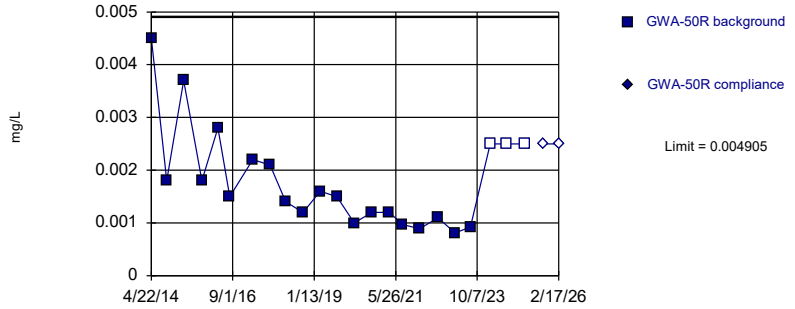

Background Data Summary (based on square root transformation): Mean=0.04138, Std. Dev.=0.01024, n=23, 13.04% NDs. Normality test: Shapiro Wilk @alpha = 0.01, calculated = 0.9242, critical = 0.881. Kappa = 2.799 (c=16, w=30, 1 of 2, event alpha = 0.05132). Report alpha = 0.0001097.

Constituent: Nickel Analysis Run 5/1/2026 4:28 PM View: Appendix I Intrawell

Plant Bowen Client: Southern Company Data: Bowen LF 3-8

Sanitas™ v.10.1.06e Software licensed to Groundwater Stats Consulting. UG

Within Limit

Prediction Limit

Intrawell Parametric

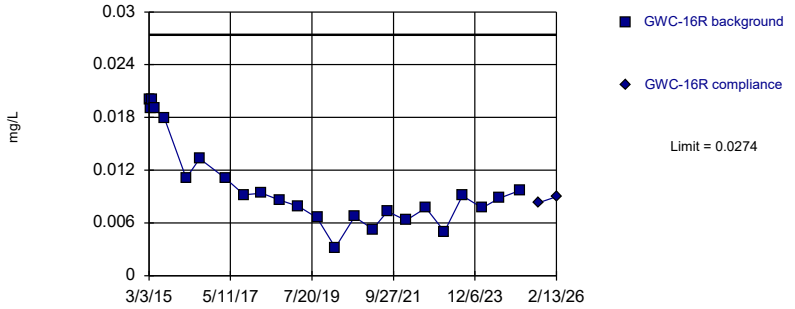

Background Data Summary (based on square root transformation): Mean=0.09935, Std. Dev.=0.02388, n=24. Normality test: Shapiro Wilk @alpha = 0.01, calculated = 0.9131, critical = 0.884. Kappa = 2.772 (c=16, w=30, 1 of 2, event alpha = 0.05132). Report alpha = 0.0001097.

Constituent: Nickel Analysis Run 5/1/2026 4:28 PM View: Appendix I Intrawell

Plant Bowen Client: Southern Company Data: Bowen LF 3-8

Sanitas™ v.10.1.06e Software licensed to Groundwater Stats Consulting. UG
Hollow symbols indicate censored values.

Within Limit

Prediction Limit

Intrawell Non-parametric

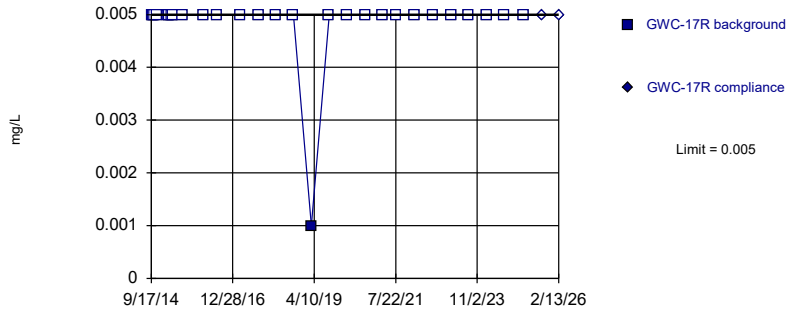

Non-parametric test used in lieu of parametric prediction limit because censored data exceeded 50%. Limit is highest of 28 background values. 96.43% NDs. Well-constituent pair annual alpha = 0.004669. Individual comparison alpha = 0.002337 (1 of 2).

Constituent: Nickel Analysis Run 5/1/2026 4:28 PM View: Appendix I Intrawell

Plant Bowen Client: Southern Company Data: Bowen LF 3-8

Sanitas™ v.10.1.06e Software licensed to Groundwater Stats Consulting. UG
Hollow symbols indicate censored values.

Within Limit

Prediction Limit

Intrawell Non-parametric

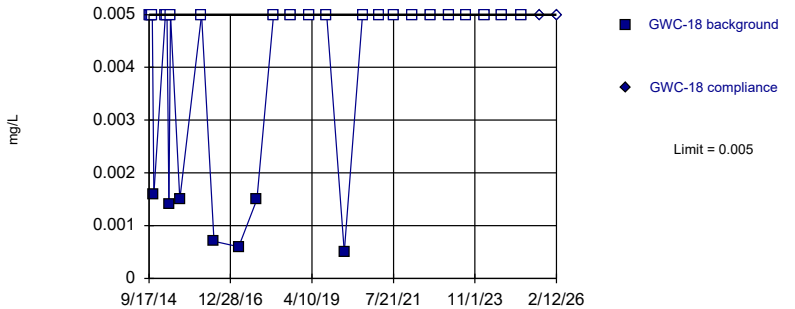

Non-parametric test used in lieu of parametric prediction limit because censored data exceeded 50%. Limit is highest of 28 background values. 75% NDs. Well-constituent pair annual alpha = 0.004669. Individual comparison alpha = 0.002337 (1 of 2).

Constituent: Nickel Analysis Run 5/1/2026 4:28 PM View: Appendix I Intrawell

Plant Bowen Client: Southern Company Data: Bowen LF 3-8

Sanitas™ v.10.1.06e Software licensed to Groundwater Stats Consulting. UG
Hollow symbols indicate censored values.

Within Limit

Prediction Limit

Intrawell Non-parametric

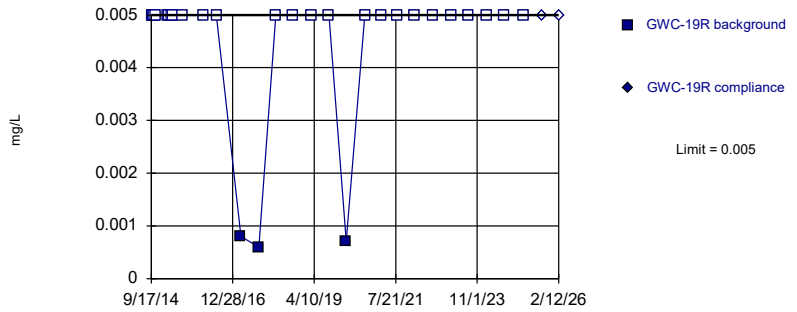

Non-parametric test used in lieu of parametric prediction limit because censored data exceeded 50%. Limit is highest of 28 background values. 89.29% NDs. Well-constituent pair annual alpha = 0.004669. Individual comparison alpha = 0.002337 (1 of 2).

Constituent: Nickel Analysis Run 5/1/2026 4:28 PM View: Appendix I Intrawell

Plant Bowen Client: Southern Company Data: Bowen LF 3-8

Sanitas™ v.10.1.06e Software licensed to Groundwater Stats Consulting. UG
Hollow symbols indicate censored values.

Within Limit

Prediction Limit

Intrawell Non-parametric

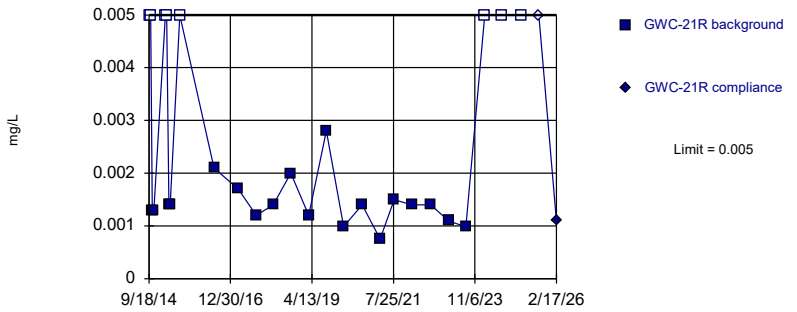

Non-parametric test used in lieu of parametric prediction limit because the Shapiro Wilk normality test showed the data to be non-normal at the 0.01 alpha level. Limit is highest of 27 background values. 29.63% NDs. Well-constituent pair annual alpha = 0.004998. Individual comparison alpha = 0.002502 (1 of 2).

Constituent: Nickel Analysis Run 5/1/2026 4:28 PM View: Appendix I Intrawell

Plant Bowen Client: Southern Company Data: Bowen LF 3-8

Sanitas™ v.10.1.06e Software licensed to Groundwater Stats Consulting. UG
Hollow symbols indicate censored values.

Within Limit

Prediction Limit

Intrawell Non-parametric

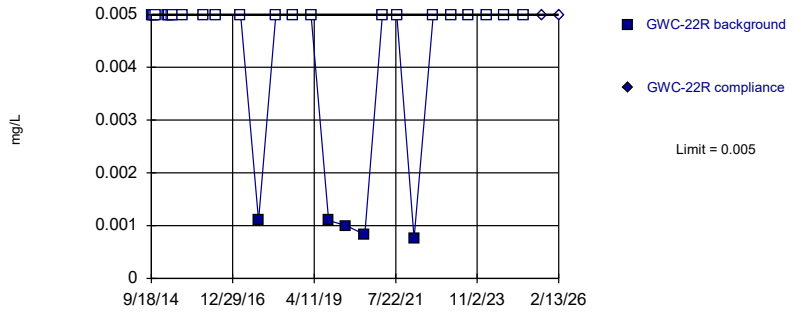

Non-parametric test used in lieu of parametric prediction limit because censored data exceeded 50%. Limit is highest of 28 background values. 82.14% NDs. Well-constituent pair annual alpha = 0.004669. Individual comparison alpha = 0.002337 (1 of 2).

Constituent: Nickel Analysis Run 5/1/2026 4:28 PM View: Appendix I Intrawell

Plant Bowen Client: Southern Company Data: Bowen LF 3-8

Sanitas™ v.10.1.06e Software licensed to Groundwater Stats Consulting. UG
Hollow symbols indicate censored values.

Within Limit

Prediction Limit

Intrawell Non-parametric

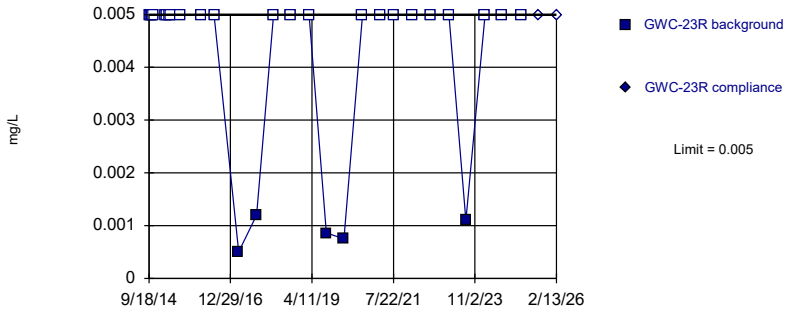

Non-parametric test used in lieu of parametric prediction limit because censored data exceeded 50%. Limit is highest of 28 background values. 82.14% NDs. Well-constituent pair annual alpha = 0.004669. Individual comparison alpha = 0.002337 (1 of 2).

Constituent: Nickel Analysis Run 5/1/2026 4:28 PM View: Appendix I Intrawell

Plant Bowen Client: Southern Company Data: Bowen LF 3-8

Sanitas™ v.10.1.06e Software licensed to Groundwater Stats Consulting. UG
Hollow symbols indicate censored values.
Within Limit

Prediction Limit

Intrawell Non-parametric

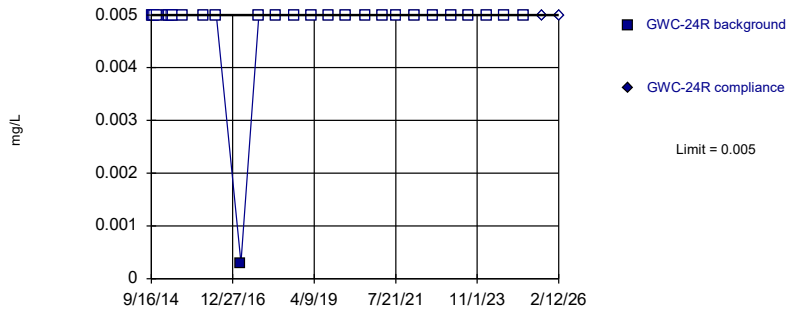

Non-parametric test used in lieu of parametric prediction limit because censored data exceeded 50%. Limit is highest of 28 background values. 96.43% NDs. Well-constituent pair annual alpha = 0.004669. Individual comparison alpha = 0.002337 (1 of 2).

Constituent: Nickel Analysis Run 5/1/2026 4:28 PM View: Appendix I Intrawell
Plant Bowen Client: Southern Company Data: Bowen LF 3-8

Sanitas™ v.10.1.06e Software licensed to Groundwater Stats Consulting. UG
Hollow symbols indicate censored values.
Within Limit

Prediction Limit

Intrawell Non-parametric

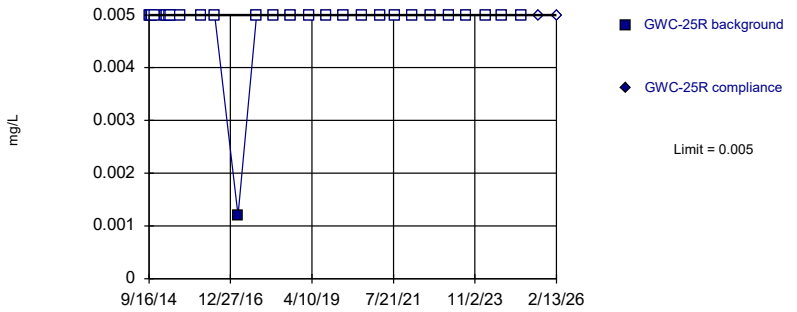

Non-parametric test used in lieu of parametric prediction limit because censored data exceeded 50%. Limit is highest of 28 background values. 96.43% NDs. Well-constituent pair annual alpha = 0.004669. Individual comparison alpha = 0.002337 (1 of 2).

Constituent: Nickel Analysis Run 5/1/2026 4:28 PM View: Appendix I Intrawell
Plant Bowen Client: Southern Company Data: Bowen LF 3-8

Sanitas™ v.10.1.06e Software licensed to Groundwater Stats Consulting. UG
Within Limit

Prediction Limit

Intrawell Parametric

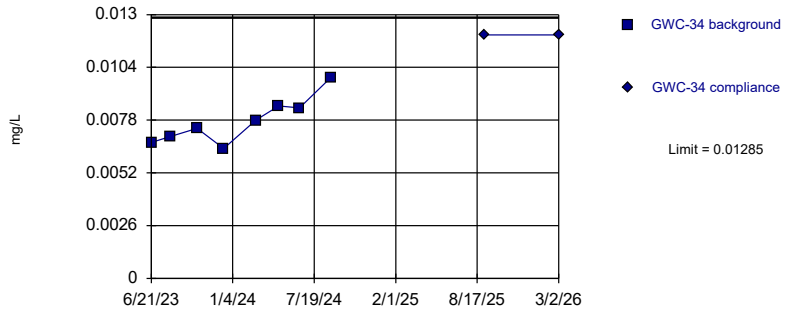

Background Data Summary: Mean=0.007763, Std. Dev.=0.001148, n=8. Normality test: Shapiro Wilk @alpha = 0.1, calculated = 0.9467, critical = 0.851. Kappa = 4.436 (c=16, w=30, 1 of 2, event alpha = 0.05132). Report alpha = 0.0001097.

Constituent: Nickel Analysis Run 5/1/2026 4:28 PM View: Appendix I Intrawell
Plant Bowen Client: Southern Company Data: Bowen LF 3-8

Sanitas™ v.10.1.06e Software licensed to Groundwater Stats Consulting. UG
Hollow symbols indicate censored values.
Within Limit

Prediction Limit

Intrawell Non-parametric

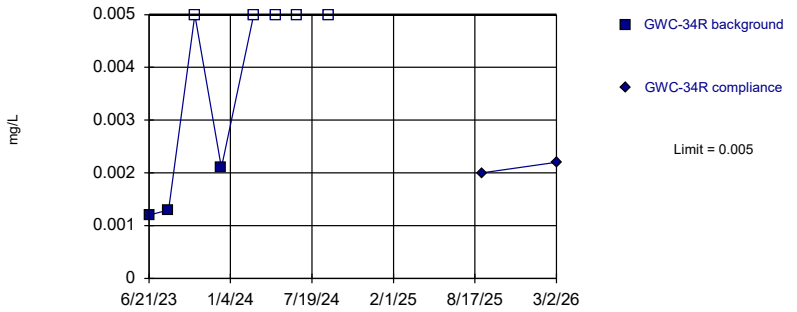

Non-parametric test used in lieu of parametric prediction limit because censored data exceeded 50%. Limit is highest of 8 background values. 62.5% NDs. Well-constituent pair annual alpha = 0.04242. Individual comparison alpha = 0.02144 (1 of 2).

Constituent: Nickel Analysis Run 5/1/2026 4:28 PM View: Appendix I Intrawell
Plant Bowen Client: Southern Company Data: Bowen LF 3-8

Sanitas™ v.10.1.06e Software licensed to Groundwater Stats Consulting. UG
Hollow symbols indicate censored values.

Within Limit

Prediction Limit

Intrawell Non-parametric

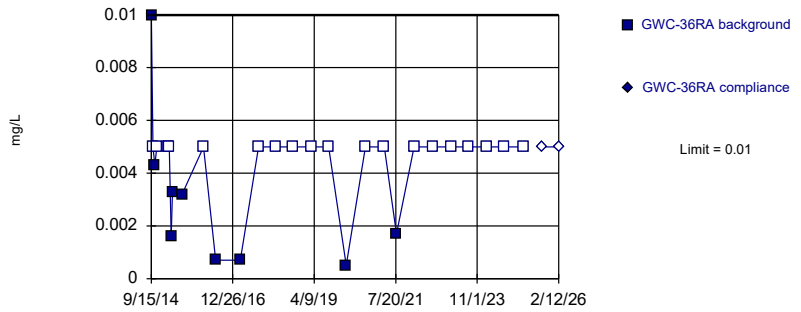

Non-parametric test used in lieu of parametric prediction limit because censored data exceeded 50%. Limit is highest of 28 background values. 67.86% NDs. Well-constituent pair annual alpha = 0.004669. Individual comparison alpha = 0.002337 (1 of 2).

Constituent: Nickel Analysis Run 5/1/2026 4:28 PM View: Appendix I Intrawell
Plant Bowen Client: Southern Company Data: Bowen LF 3-8

Sanitas™ v.10.1.06e Software licensed to Groundwater Stats Consulting. UG
Hollow symbols indicate censored values.

Within Limit

Prediction Limit

Intrawell Parametric

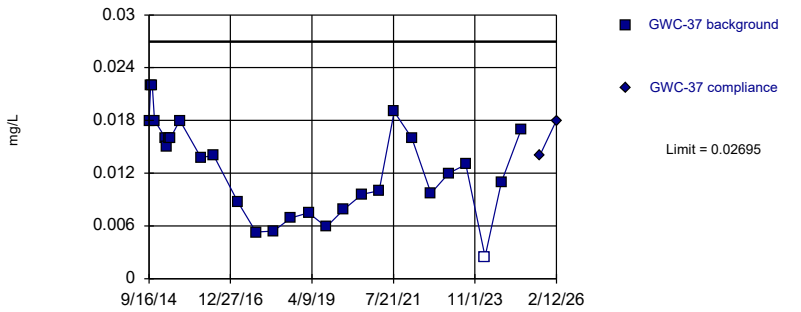

Background Data Summary: Mean=0.01272, Std. Dev.=0.005287, n=28, 3.571% NDs. Normality test: Shapiro Wilk @alpha = 0.01, calculated = 0.965, critical = 0.896. Kappa = 2.692 (c=16, w=30, 1 of 2, event alpha = 0.05132). Report alpha = 0.0001097.

Constituent: Nickel Analysis Run 5/1/2026 4:28 PM View: Appendix I Intrawell
Plant Bowen Client: Southern Company Data: Bowen LF 3-8

Sanitas™ v.10.1.06e Software licensed to Groundwater Stats Consulting. UG
Hollow symbols indicate censored values.

Within Limit

Prediction Limit

Intrawell Non-parametric

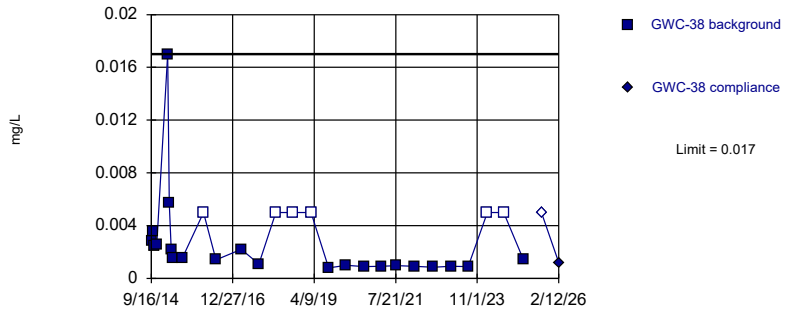

Non-parametric test used in lieu of parametric prediction limit because the Shapiro Wilk normality test showed the data to be non-normal at the 0.01 alpha level. Limit is highest of 28 background values. 21.43% NDs. Well-constituent pair annual alpha = 0.004669. Individual comparison alpha = 0.002337 (1 of 2).

Constituent: Nickel Analysis Run 5/1/2026 4:28 PM View: Appendix I Intrawell
Plant Bowen Client: Southern Company Data: Bowen LF 3-8

Sanitas™ v.10.1.06e Software licensed to Groundwater Stats Consulting. UG
Hollow symbols indicate censored values.

Within Limit

Prediction Limit

Intrawell Non-parametric

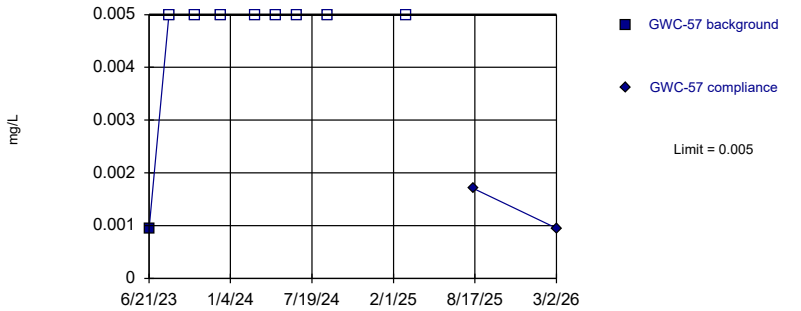

Non-parametric test used in lieu of parametric prediction limit because censored data exceeded 50%. Limit is highest of 9 background values. 88.89% NDs. Well-constituent pair annual alpha = 0.03586. Individual comparison alpha = 0.01809 (1 of 2).

Constituent: Nickel Analysis Run 5/1/2026 4:28 PM View: Appendix I Intrawell
Plant Bowen Client: Southern Company Data: Bowen LF 3-8

Sanitas™ v.10.1.06e Software licensed to Groundwater Stats Consulting. UG
Hollow symbols indicate censored values.

Within Limit

Prediction Limit

Intrawell Non-parametric

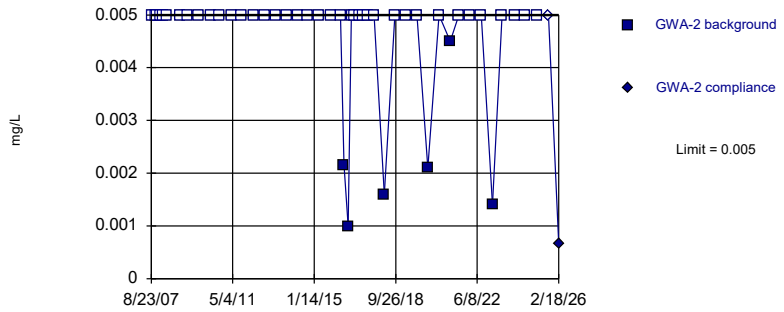

Non-parametric test used in lieu of parametric prediction limit because censored data exceeded 50%. Limit is highest of 45 background values. 86.67% NDs. Well-constituent pair annual alpha = 0.001911. Individual comparison alpha = 0.0009557 (1 of 2).

Constituent: Selenium Analysis Run 5/1/2026 4:28 PM View: Appendix I Intrawell

Plant Bowen Client: Southern Company Data: Bowen LF 3-8

Sanitas™ v.10.1.06e Software licensed to Groundwater Stats Consulting. UG
Hollow symbols indicate censored values.

Within Limit

Prediction Limit

Intrawell Non-parametric

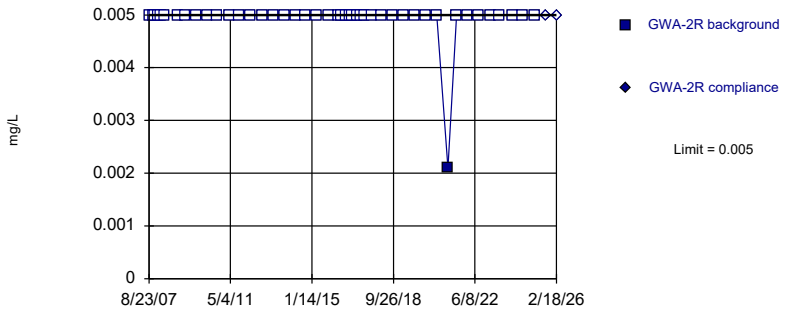

Non-parametric test used in lieu of parametric prediction limit because censored data exceeded 50%. Limit is highest of 45 background values. 97.78% NDs. Well-constituent pair annual alpha = 0.001911. Individual comparison alpha = 0.0009557 (1 of 2).

Constituent: Selenium Analysis Run 5/1/2026 4:28 PM View: Appendix I Intrawell

Plant Bowen Client: Southern Company Data: Bowen LF 3-8

Sanitas™ v.10.1.06e Software licensed to Groundwater Stats Consulting. UG
Hollow symbols indicate censored values.

Within Limit

Prediction Limit

Intrawell Non-parametric

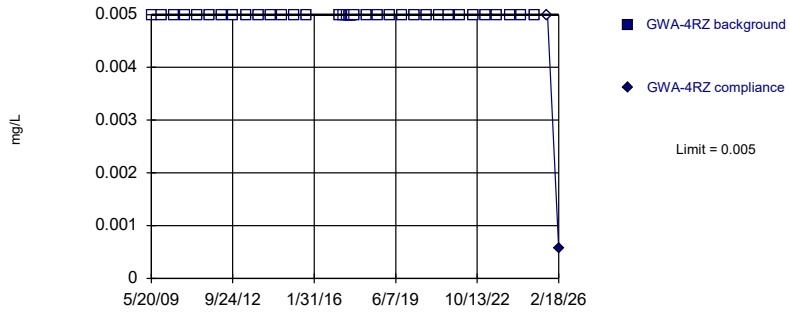

Non-parametric test used in lieu of parametric prediction limit because censored data exceeded 50%. All background values (n = 38) were censored; limit is most recent reporting limit. Well-constituent pair annual alpha = 0.002586. Individual comparison alpha = 0.001294 (1 of 2).

Constituent: Selenium Analysis Run 5/1/2026 4:28 PM View: Appendix I Intrawell

Plant Bowen Client: Southern Company Data: Bowen LF 3-8

Sanitas™ v.10.1.06e Software licensed to Groundwater Stats Consulting. UG
Hollow symbols indicate censored values.

Within Limit

Prediction Limit

Intrawell Non-parametric

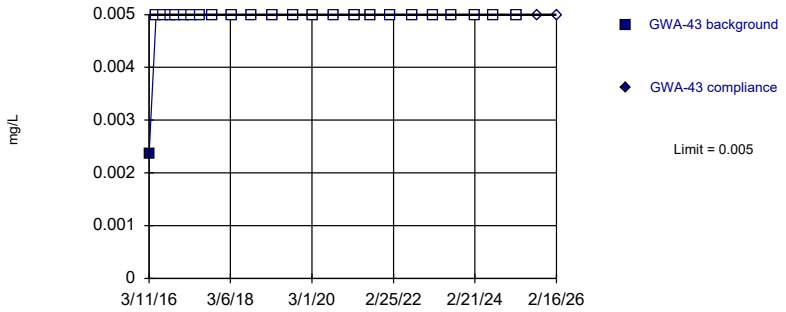

Non-parametric test used in lieu of parametric prediction limit because censored data exceeded 50%. Limit is highest of 24 background values. 95.83% NDs. Well-constituent pair annual alpha = 0.006238. Individual comparison alpha = 0.003124 (1 of 2).

Constituent: Selenium Analysis Run 5/1/2026 4:28 PM View: Appendix I Intrawell

Plant Bowen Client: Southern Company Data: Bowen LF 3-8

Sanitas™ v.10.1.06e Software licensed to Groundwater Stats Consulting. UG
Hollow symbols indicate censored values.

Within Limit

Prediction Limit

Intrawell Non-parametric

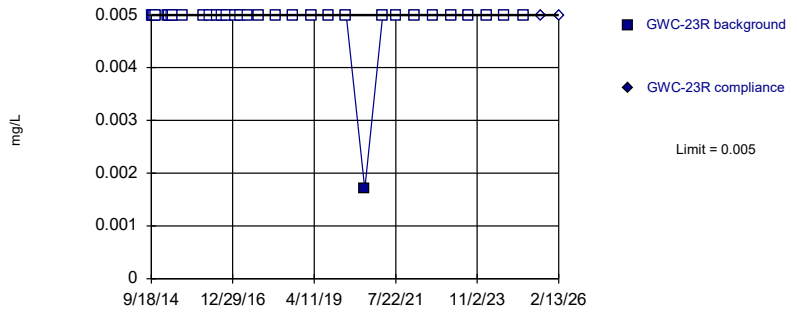

Non-parametric test used in lieu of parametric prediction limit because censored data exceeded 50%. Limit is highest of 33 background values. 96.97% NDs. Well-constituent pair annual alpha = 0.003399. Individual comparison alpha = 0.001701 (1 of 2).

Constituent: Selenium Analysis Run 5/1/2026 4:28 PM View: Appendix I Intrawell
Plant Bowen Client: Southern Company Data: Bowen LF 3-8

Sanitas™ v.10.1.06e Software licensed to Groundwater Stats Consulting. UG
Hollow symbols indicate censored values.

Within Limit

Prediction Limit

Intrawell Non-parametric

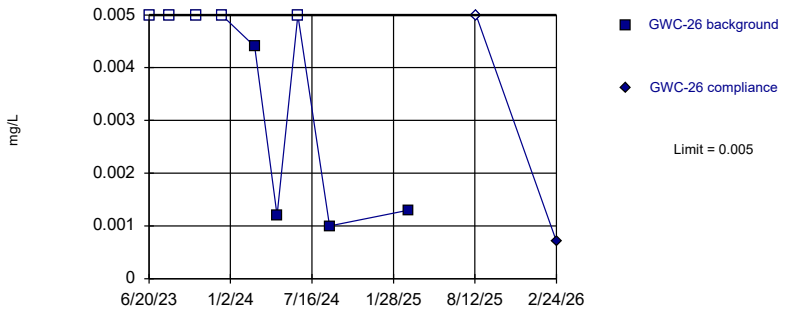

Non-parametric test used in lieu of parametric prediction limit because censored data exceeded 50%. Limit is highest of 9 background values. 55.56% NDs. Well-constituent pair annual alpha = 0.03586. Individual comparison alpha = 0.01809 (1 of 2).

Constituent: Selenium Analysis Run 5/1/2026 4:28 PM View: Appendix I Intrawell
Plant Bowen Client: Southern Company Data: Bowen LF 3-8

Sanitas™ v.10.1.06e Software licensed to Groundwater Stats Consulting. UG
Hollow symbols indicate censored values.

Within Limit

Prediction Limit

Intrawell Non-parametric

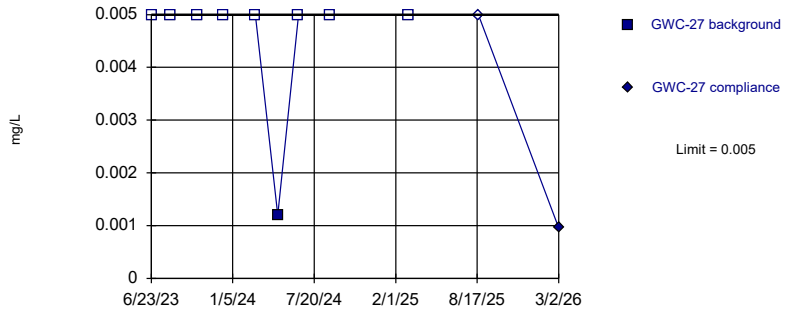

Non-parametric test used in lieu of parametric prediction limit because censored data exceeded 50%. Limit is highest of 9 background values. 88.89% NDs. Well-constituent pair annual alpha = 0.03586. Individual comparison alpha = 0.01809 (1 of 2).

Constituent: Selenium Analysis Run 5/1/2026 4:28 PM View: Appendix I Intrawell
Plant Bowen Client: Southern Company Data: Bowen LF 3-8

Sanitas™ v.10.1.06e Software licensed to Groundwater Stats Consulting. UG
Hollow symbols indicate censored values.

Within Limit

Prediction Limit

Intrawell Non-parametric

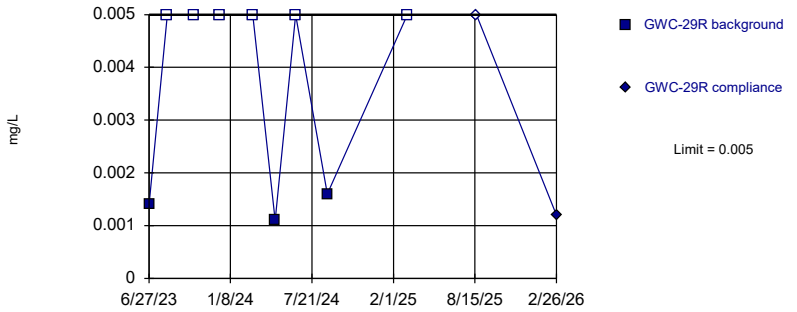

Non-parametric test used in lieu of parametric prediction limit because censored data exceeded 50%. Limit is highest of 9 background values. 66.67% NDs. Well-constituent pair annual alpha = 0.03586. Individual comparison alpha = 0.01809 (1 of 2).

Constituent: Selenium Analysis Run 5/1/2026 4:28 PM View: Appendix I Intrawell
Plant Bowen Client: Southern Company Data: Bowen LF 3-8

Sanitas™ v.10.1.06e Software licensed to Groundwater Stats Consulting. UG
Hollow symbols indicate censored values.

Within Limit

Prediction Limit

Intrawell Non-parametric

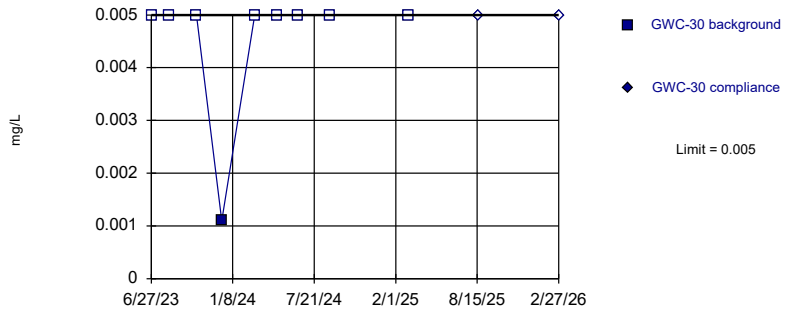

Non-parametric test used in lieu of parametric prediction limit because censored data exceeded 50%. Limit is highest of 9 background values. 88.89% NDs. Well-constituent pair annual alpha = 0.03586. Individual comparison alpha = 0.01809 (1 of 2).

Constituent: Selenium Analysis Run 5/1/2026 4:28 PM View: Appendix I Intrawell
Plant Bowen Client: Southern Company Data: Bowen LF 3-8

Sanitas™ v.10.1.06e Software licensed to Groundwater Stats Consulting. UG
Hollow symbols indicate censored values.

Within Limit

Prediction Limit

Intrawell Non-parametric

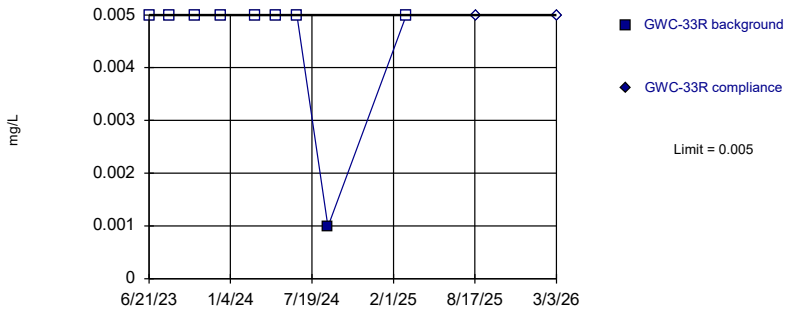

Non-parametric test used in lieu of parametric prediction limit because censored data exceeded 50%. Limit is highest of 9 background values. 88.89% NDs. Well-constituent pair annual alpha = 0.03586. Individual comparison alpha = 0.01809 (1 of 2).

Constituent: Selenium Analysis Run 5/1/2026 4:28 PM View: Appendix I Intrawell
Plant Bowen Client: Southern Company Data: Bowen LF 3-8

Sanitas™ v.10.1.06e Software licensed to Groundwater Stats Consulting. UG
Hollow symbols indicate censored values.

Within Limit

Prediction Limit

Intrawell Non-parametric

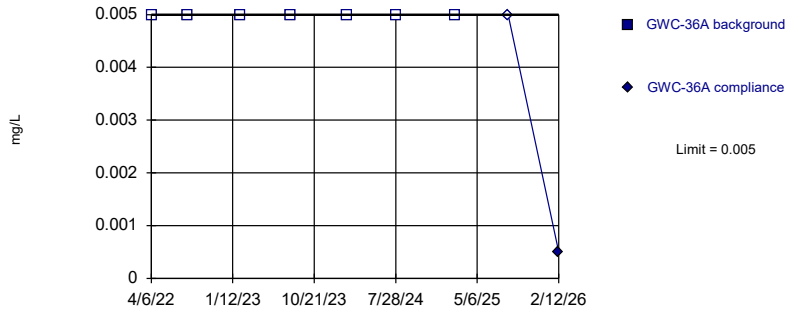

Non-parametric test used in lieu of parametric prediction limit because censored data exceeded 50%. All background values (n = 7) were censored; limit is most recent reporting limit. Well-constituent pair annual alpha = 0.05455. Individual comparison alpha = 0.02765 (1 of 2).

Constituent: Selenium Analysis Run 5/1/2026 4:28 PM View: Appendix I Intrawell
Plant Bowen Client: Southern Company Data: Bowen LF 3-8

Sanitas™ v.10.1.06e Software licensed to Groundwater Stats Consulting. UG
Hollow symbols indicate censored values.

Within Limit

Prediction Limit

Intrawell Non-parametric

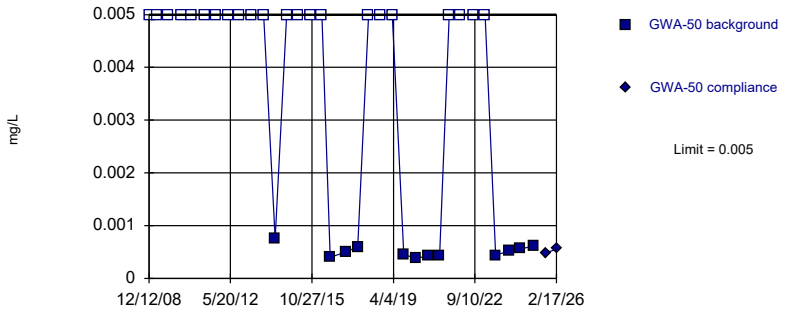

Non-parametric test used in lieu of parametric prediction limit because censored data exceeded 50%. Limit is highest of 34 background values. 64.71% NDs. Well-constituent pair annual alpha = 0.003195. Individual comparison alpha = 0.001599 (1 of 2).

Constituent: Silver Analysis Run 5/1/2026 4:28 PM View: Appendix I Intrawell
Plant Bowen Client: Southern Company Data: Bowen LF 3-8

Sanitas™ v.10.1.06e Software licensed to Groundwater Stats Consulting. UG
Hollow symbols indicate censored values.

Within Limit

Prediction Limit

Intrawell Parametric

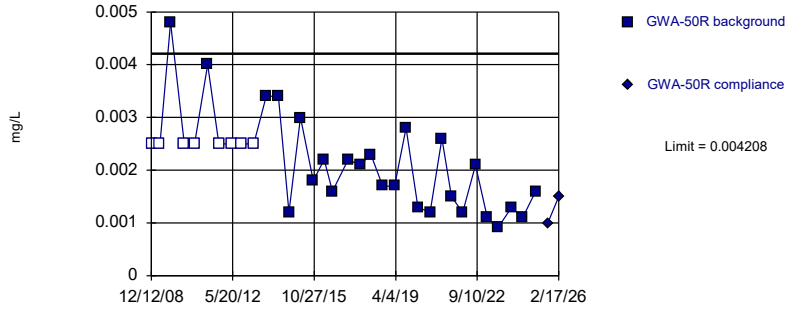

Background Data Summary (after Kaplan-Meier Adjustment): Mean=0.001751, Std. Dev.=0.0009401, n=34, 23.53% NDs. Normality test: Shapiro Wilk @alpha = 0.01, calculated = 0.9259, critical = 0.908. Kappa = 2.613 (c=16, w=30, 1 of 2, event alpha = 0.05132). Report alpha = 0.0001097.

Constituent: Silver Analysis Run 5/1/2026 4:28 PM View: Appendix I Intrawell
Plant Bowen Client: Southern Company Data: Bowen LF 3-8

Sanitas™ v.10.1.06e Software licensed to Groundwater Stats Consulting. UG
Hollow symbols indicate censored values.

Within Limit

Prediction Limit

Intrawell Non-parametric

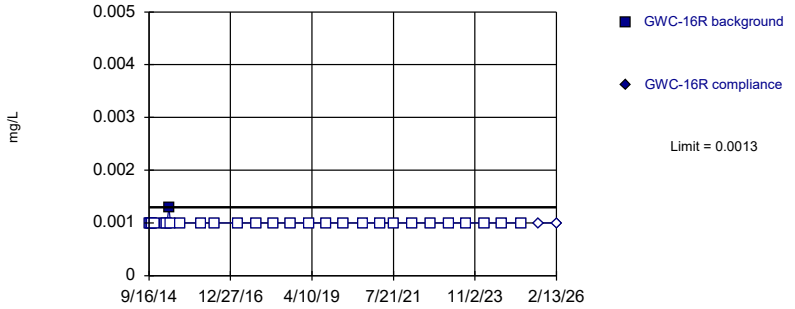

Non-parametric test used in lieu of parametric prediction limit because censored data exceeded 50%. Limit is highest of 28 background values. 96.43% NDs. Well-constituent pair annual alpha = 0.004669. Individual comparison alpha = 0.002337 (1 of 2).

Constituent: Silver Analysis Run 5/1/2026 4:28 PM View: Appendix I Intrawell
Plant Bowen Client: Southern Company Data: Bowen LF 3-8

Sanitas™ v.10.1.06e Software licensed to Groundwater Stats Consulting. UG
Hollow symbols indicate censored values.

Within Limit

Prediction Limit

Intrawell Non-parametric

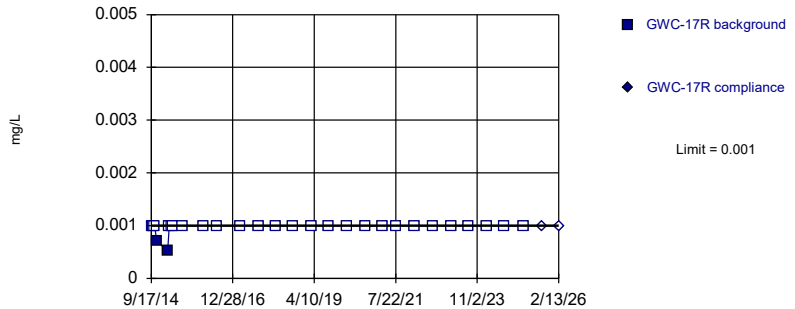

Non-parametric test used in lieu of parametric prediction limit because censored data exceeded 50%. Limit is highest of 28 background values. 92.86% NDs. Well-constituent pair annual alpha = 0.004669. Individual comparison alpha = 0.002337 (1 of 2).

Constituent: Silver Analysis Run 5/1/2026 4:28 PM View: Appendix I Intrawell
Plant Bowen Client: Southern Company Data: Bowen LF 3-8

Sanitas™ v.10.1.06e Software licensed to Groundwater Stats Consulting. UG
Hollow symbols indicate censored values.

Within Limit

Prediction Limit

Intrawell Non-parametric

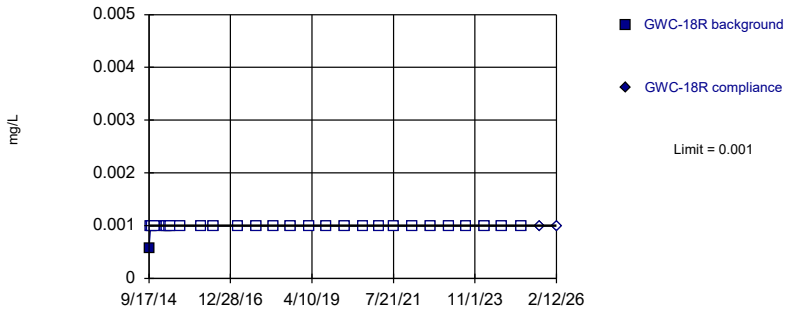

Non-parametric test used in lieu of parametric prediction limit because censored data exceeded 50%. Limit is highest of 28 background values. 96.43% NDs. Well-constituent pair annual alpha = 0.004669. Individual comparison alpha = 0.002337 (1 of 2).

Constituent: Silver Analysis Run 5/1/2026 4:28 PM View: Appendix I Intrawell
Plant Bowen Client: Southern Company Data: Bowen LF 3-8

Sanitas™ v.10.1.06e Software licensed to Groundwater Stats Consulting. UG
Hollow symbols indicate censored values.

Within Limit

Prediction Limit

Intrawell Non-parametric

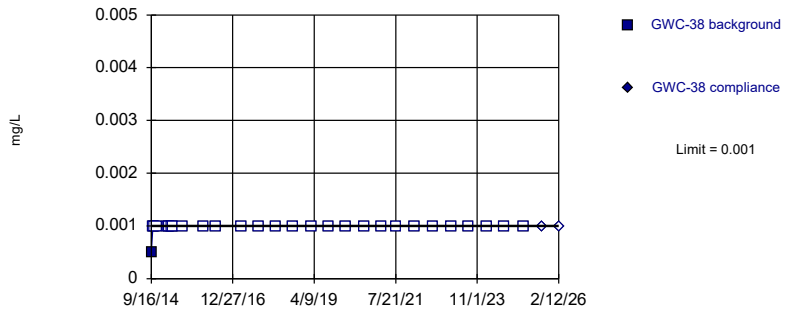

Non-parametric test used in lieu of parametric prediction limit because censored data exceeded 50%. Limit is highest of 28 background values. 96.43% NDs. Well-constituent pair annual alpha = 0.004669. Individual comparison alpha = 0.002337 (1 of 2).

Constituent: Silver Analysis Run 5/1/2026 4:28 PM View: Appendix I Intrawell

Plant Bowen Client: Southern Company Data: Bowen LF 3-8

Sanitas™ v.10.1.06e Software licensed to Groundwater Stats Consulting. UG
Hollow symbols indicate censored values.

Within Limit

Prediction Limit

Intrawell Non-parametric

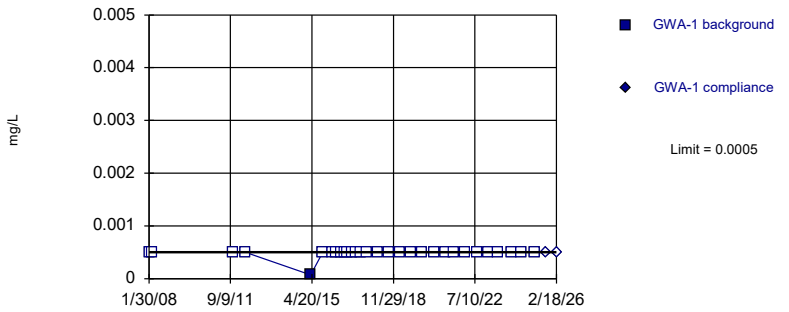

Non-parametric test used in lieu of parametric prediction limit because censored data exceeded 50%. Limit is highest of 30 background values. 96.67% NDs. Well-constituent pair annual alpha = 0.004011. Individual comparison alpha = 0.002008 (1 of 2).

Constituent: Thallium Analysis Run 5/1/2026 4:28 PM View: Appendix I Intrawell

Plant Bowen Client: Southern Company Data: Bowen LF 3-8

Sanitas™ v.10.1.06e Software licensed to Groundwater Stats Consulting. UG
Hollow symbols indicate censored values.

Within Limit

Prediction Limit

Intrawell Non-parametric

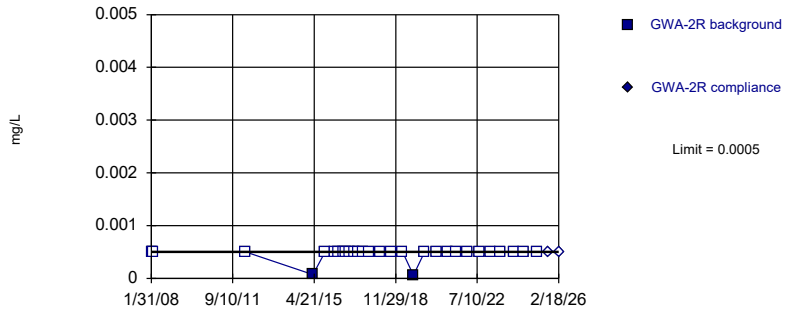

Non-parametric test used in lieu of parametric prediction limit because censored data exceeded 50%. Limit is highest of 29 background values. 93.1% NDs. Well-constituent pair annual alpha = 0.00434. Individual comparison alpha = 0.002172 (1 of 2).

Constituent: Thallium Analysis Run 5/1/2026 4:28 PM View: Appendix I Intrawell

Plant Bowen Client: Southern Company Data: Bowen LF 3-8

Sanitas™ v.10.1.06e Software licensed to Groundwater Stats Consulting. UG
Hollow symbols indicate censored values.

Within Limit

Prediction Limit

Intrawell Non-parametric

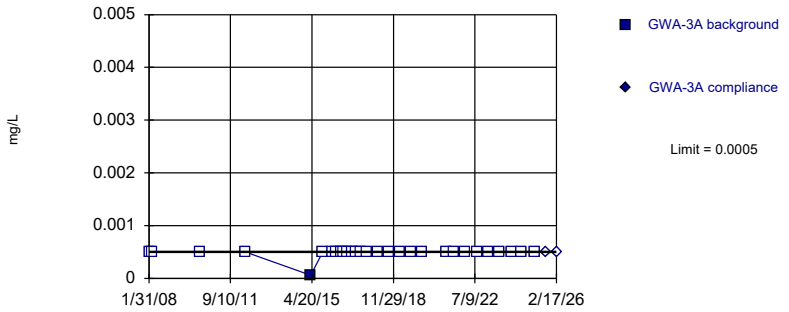

Non-parametric test used in lieu of parametric prediction limit because censored data exceeded 50%. Limit is highest of 29 background values. 96.55% NDs. Well-constituent pair annual alpha = 0.00434. Individual comparison alpha = 0.002172 (1 of 2).

Constituent: Thallium Analysis Run 5/1/2026 4:28 PM View: Appendix I Intrawell

Plant Bowen Client: Southern Company Data: Bowen LF 3-8

Sanitas™ v.10.1.06e Software licensed to Groundwater Stats Consulting. UG
Hollow symbols indicate censored values.

Within Limit

Prediction Limit

Intrawell Non-parametric

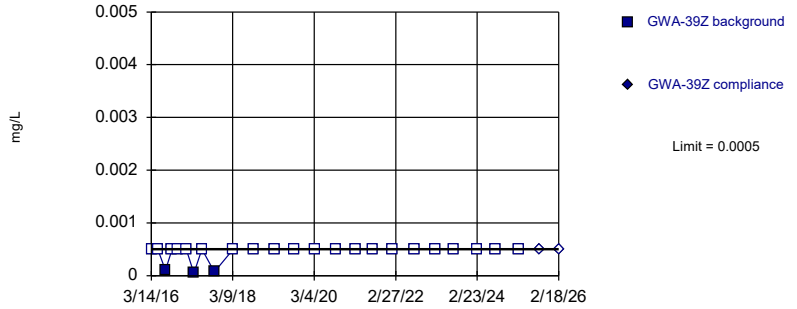

Non-parametric test used in lieu of parametric prediction limit because censored data exceeded 50%. Limit is highest of 24 background values. 87.5% NDs. Well-constituent pair annual alpha = 0.006238. Individual comparison alpha = 0.003124 (1 of 2).

Constituent: Thallium Analysis Run 5/1/2026 4:28 PM View: Appendix I Intrawell
Plant Bowen Client: Southern Company Data: Bowen LF 3-8

Sanitas™ v.10.1.06e Software licensed to Groundwater Stats Consulting. UG
Hollow symbols indicate censored values.

Within Limit

Prediction Limit

Intrawell Non-parametric

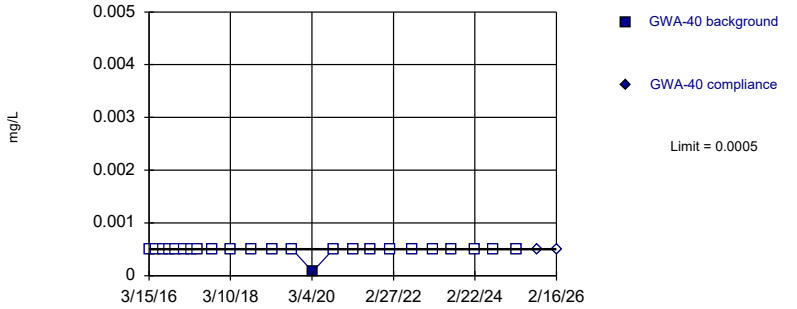

Non-parametric test used in lieu of parametric prediction limit because censored data exceeded 50%. Limit is highest of 24 background values. 95.83% NDs. Well-constituent pair annual alpha = 0.006238. Individual comparison alpha = 0.003124 (1 of 2).

Constituent: Thallium Analysis Run 5/1/2026 4:29 PM View: Appendix I Intrawell
Plant Bowen Client: Southern Company Data: Bowen LF 3-8

Sanitas™ v.10.1.06e Software licensed to Groundwater Stats Consulting. UG
Hollow symbols indicate censored values.

Within Limit

Prediction Limit

Intrawell Non-parametric

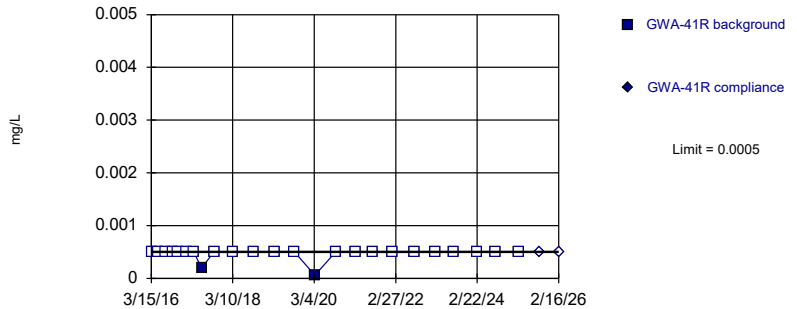

Non-parametric test used in lieu of parametric prediction limit because censored data exceeded 50%. Limit is highest of 24 background values. 91.67% NDs. Well-constituent pair annual alpha = 0.006238. Individual comparison alpha = 0.003124 (1 of 2).

Constituent: Thallium Analysis Run 5/1/2026 4:29 PM View: Appendix I Intrawell
Plant Bowen Client: Southern Company Data: Bowen LF 3-8

Sanitas™ v.10.1.06e Software licensed to Groundwater Stats Consulting. UG
Hollow symbols indicate censored values.

Within Limit

Prediction Limit

Intrawell Non-parametric

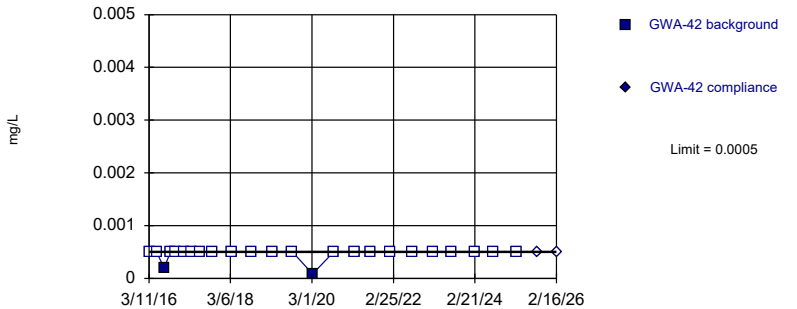

Non-parametric test used in lieu of parametric prediction limit because censored data exceeded 50%. Limit is highest of 24 background values. 91.67% NDs. Well-constituent pair annual alpha = 0.006238. Individual comparison alpha = 0.003124 (1 of 2).

Constituent: Thallium Analysis Run 5/1/2026 4:29 PM View: Appendix I Intrawell
Plant Bowen Client: Southern Company Data: Bowen LF 3-8

Sanitas™ v.10.1.06e Software licensed to Groundwater Stats Consulting. UG
Hollow symbols indicate censored values.

Within Limit

Prediction Limit

Intrawell Non-parametric

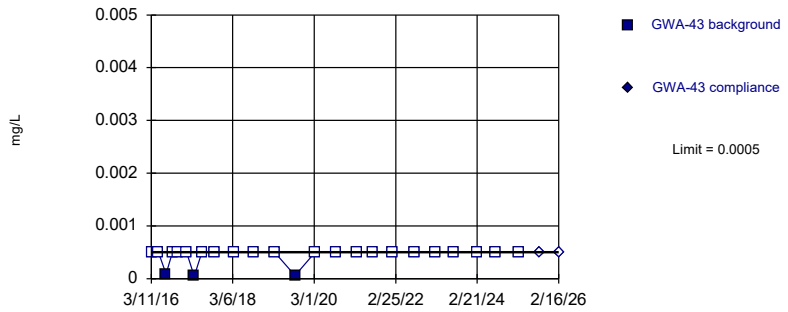

Non-parametric test used in lieu of parametric prediction limit because censored data exceeded 50%. Limit is highest of 24 background values. 87.5% NDs. Well-constituent pair annual alpha = 0.006238. Individual comparison alpha = 0.003124 (1 of 2).

Constituent: Thallium Analysis Run 5/1/2026 4:29 PM View: Appendix I Intrawell

Plant Bowen Client: Southern Company Data: Bowen LF 3-8

Sanitas™ v.10.1.06e Software licensed to Groundwater Stats Consulting. UG
Hollow symbols indicate censored values.

Within Limit

Prediction Limit

Intrawell Non-parametric

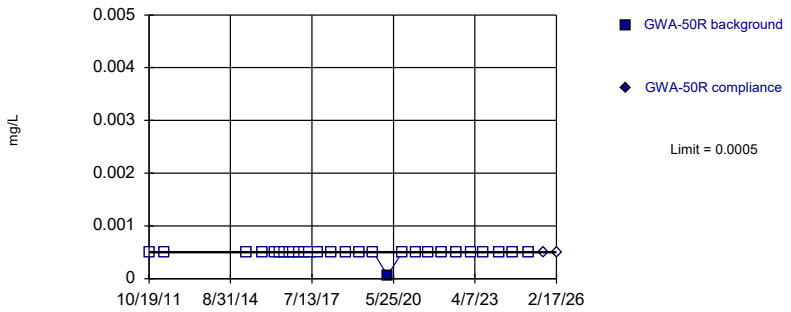

Non-parametric test used in lieu of parametric prediction limit because censored data exceeded 50%. Limit is highest of 28 background values. 96.43% NDs. Well-constituent pair annual alpha = 0.004669. Individual comparison alpha = 0.002337 (1 of 2).

Constituent: Thallium Analysis Run 5/1/2026 4:29 PM View: Appendix I Intrawell

Plant Bowen Client: Southern Company Data: Bowen LF 3-8

Sanitas™ v.10.1.06e Software licensed to Groundwater Stats Consulting. UG
Hollow symbols indicate censored values.

Within Limit

Prediction Limit

Intrawell Non-parametric

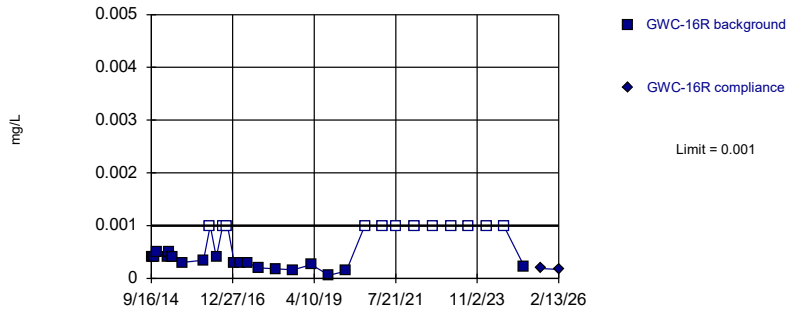

Non-parametric test used in lieu of parametric prediction limit because the Shapiro Wilk normality test showed the data to be non-normal at the 0.01 alpha level. Limit is highest of 33 background values. 36.36% NDs. Well-constituent pair annual alpha = 0.003399. Individual comparison alpha = 0.001701 (1 of 2).

Constituent: Thallium Analysis Run 5/1/2026 4:29 PM View: Appendix I Intrawell

Plant Bowen Client: Southern Company Data: Bowen LF 3-8

Sanitas™ v.10.1.06e Software licensed to Groundwater Stats Consulting. UG
Hollow symbols indicate censored values.

Within Limit

Prediction Limit

Intrawell Non-parametric

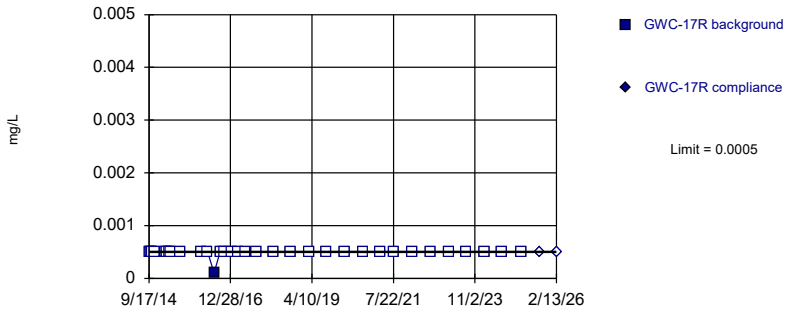

Non-parametric test used in lieu of parametric prediction limit because censored data exceeded 50%. Limit is highest of 33 background values. 96.97% NDs. Well-constituent pair annual alpha = 0.003399. Individual comparison alpha = 0.001701 (1 of 2).

Constituent: Thallium Analysis Run 5/1/2026 4:29 PM View: Appendix I Intrawell

Plant Bowen Client: Southern Company Data: Bowen LF 3-8

Sanitas™ v.10.1.06e Software licensed to Groundwater Stats Consulting. UG
Hollow symbols indicate censored values.

Within Limit

Prediction Limit

Intrawell Non-parametric

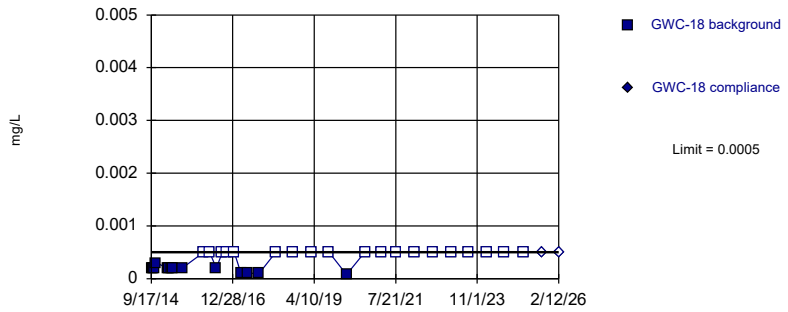

Non-parametric test used in lieu of parametric prediction limit because censored data exceeded 50%. Limit is highest of 33 background values. 57.58% NDs. Well-constituent pair annual alpha = 0.003399. Individual comparison alpha = 0.001701 (1 of 2).

Constituent: Thallium Analysis Run 5/1/2026 4:29 PM View: Appendix I Intrawell
Plant Bowen Client: Southern Company Data: Bowen LF 3-8

Sanitas™ v.10.1.06e Software licensed to Groundwater Stats Consulting. UG
Hollow symbols indicate censored values.

Within Limit

Prediction Limit

Intrawell Non-parametric

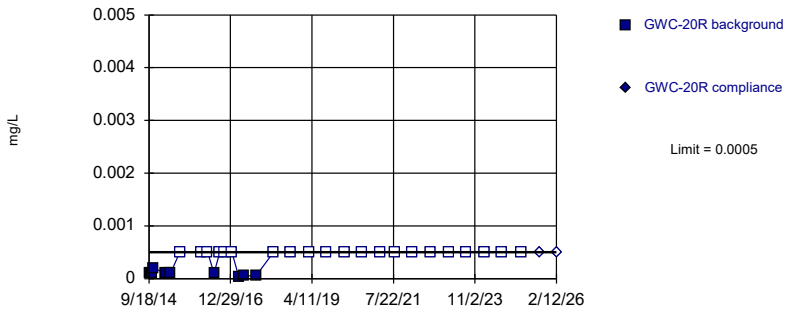

Non-parametric test used in lieu of parametric prediction limit because censored data exceeded 50%. Limit is highest of 33 background values. 63.64% NDs. Well-constituent pair annual alpha = 0.003399. Individual comparison alpha = 0.001701 (1 of 2).

Constituent: Thallium Analysis Run 5/1/2026 4:29 PM View: Appendix I Intrawell
Plant Bowen Client: Southern Company Data: Bowen LF 3-8

Sanitas™ v.10.1.06e Software licensed to Groundwater Stats Consulting. UG
Hollow symbols indicate censored values.

Within Limit

Prediction Limit

Intrawell Non-parametric

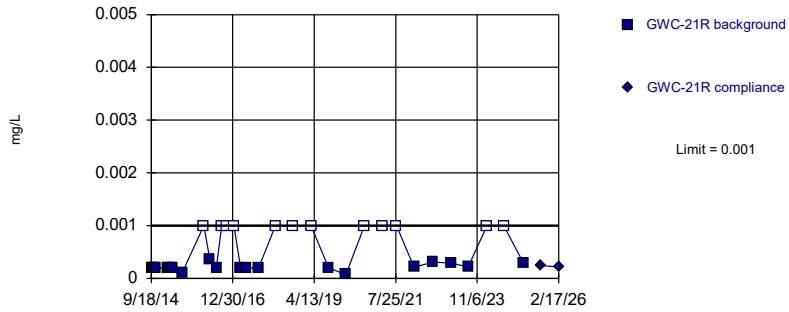

Non-parametric test used in lieu of parametric prediction limit because the Shapiro Wilk normality test showed the data to be non-normal at the 0.01 alpha level. Limit is highest of 33 background values. 36.36% NDs. Well-constituent pair annual alpha = 0.003399. Individual comparison alpha = 0.001701 (1 of 2).

Constituent: Thallium Analysis Run 5/1/2026 4:29 PM View: Appendix I Intrawell
Plant Bowen Client: Southern Company Data: Bowen LF 3-8

Sanitas™ v.10.1.06e Software licensed to Groundwater Stats Consulting. UG
Hollow symbols indicate censored values.

Within Limit

Prediction Limit

Intrawell Non-parametric

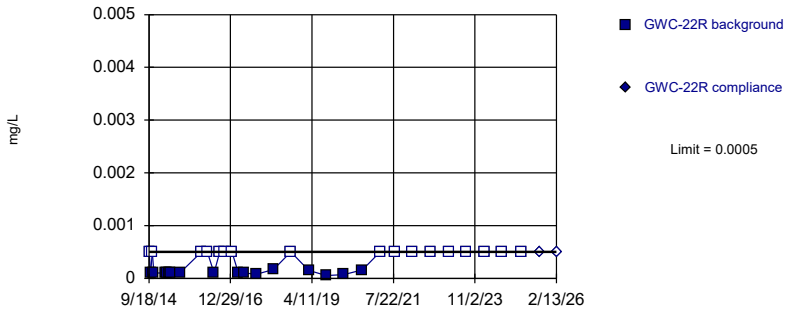

Non-parametric test used in lieu of parametric prediction limit because censored data exceeded 50%. Limit is highest of 33 background values. 51.52% NDs. Well-constituent pair annual alpha = 0.003399. Individual comparison alpha = 0.001701 (1 of 2).

Constituent: Thallium Analysis Run 5/1/2026 4:29 PM View: Appendix I Intrawell
Plant Bowen Client: Southern Company Data: Bowen LF 3-8

Sanitas™ v.10.1.06e Software licensed to Groundwater Stats Consulting. UG
Hollow symbols indicate censored values.

Within Limit

Prediction Limit

Intrawell Non-parametric

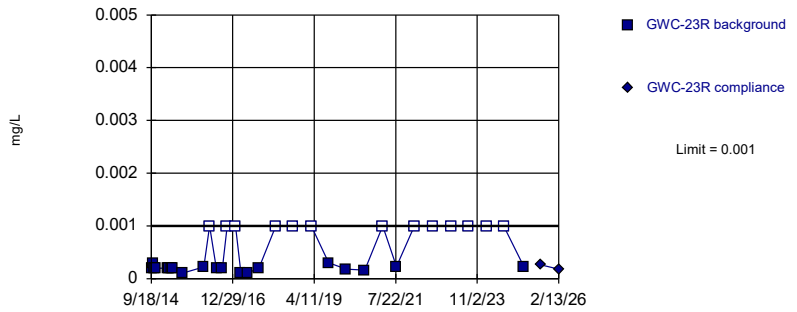

Non-parametric test used in lieu of parametric prediction limit because the Shapiro Wilk normality test showed the data to be non-normal at the 0.01 alpha level. Limit is highest of 33 background values. 39.39% NDs. Well-constituent pair annual alpha = 0.003399. Individual comparison alpha = 0.001701 (1 of 2).

Constituent: Thallium Analysis Run 5/1/2026 4:29 PM View: Appendix I Intrawell
Plant Bowen Client: Southern Company Data: Bowen LF 3-8

Sanitas™ v.10.1.06e Software licensed to Groundwater Stats Consulting. UG
Hollow symbols indicate censored values.

Within Limit

Prediction Limit

Intrawell Non-parametric

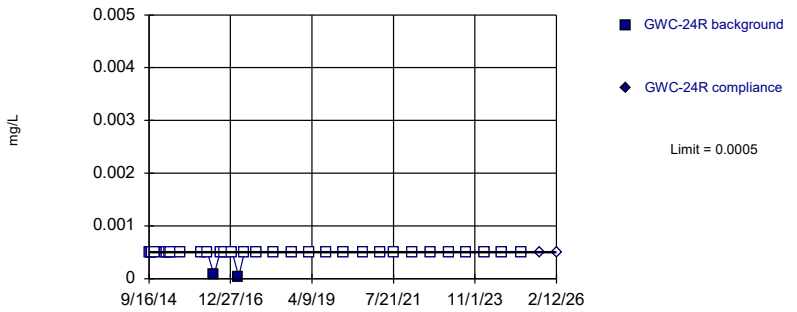

Non-parametric test used in lieu of parametric prediction limit because censored data exceeded 50%. Limit is highest of 33 background values. 93.94% NDs. Well-constituent pair annual alpha = 0.003399. Individual comparison alpha = 0.001701 (1 of 2).

Constituent: Thallium Analysis Run 5/1/2026 4:29 PM View: Appendix I Intrawell
Plant Bowen Client: Southern Company Data: Bowen LF 3-8

Sanitas™ v.10.1.06e Software licensed to Groundwater Stats Consulting. UG
Hollow symbols indicate censored values.

Within Limit

Prediction Limit

Intrawell Non-parametric

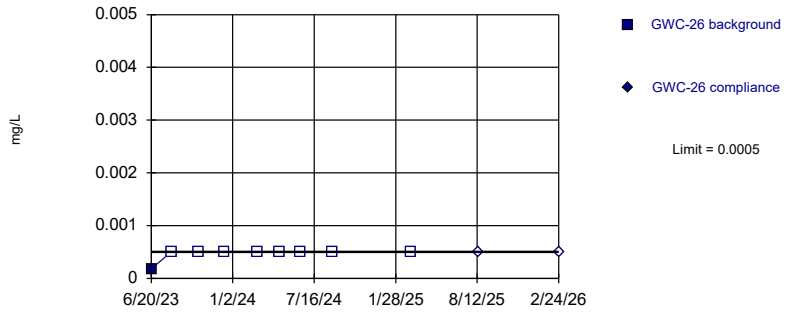

Non-parametric test used in lieu of parametric prediction limit because censored data exceeded 50%. Limit is highest of 9 background values. 88.89% NDs. Well-constituent pair annual alpha = 0.03586. Individual comparison alpha = 0.01809 (1 of 2).

Constituent: Thallium Analysis Run 5/1/2026 4:29 PM View: Appendix I Intrawell
Plant Bowen Client: Southern Company Data: Bowen LF 3-8

Sanitas™ v.10.1.06e Software licensed to Groundwater Stats Consulting. UG
Hollow symbols indicate censored values.

Within Limit

Prediction Limit

Intrawell Non-parametric

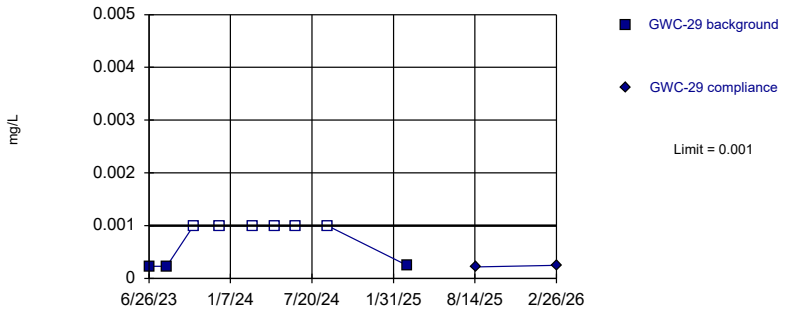

Non-parametric test used in lieu of parametric prediction limit because censored data exceeded 50%. Limit is highest of 9 background values. 66.67% NDs. Well-constituent pair annual alpha = 0.03586. Individual comparison alpha = 0.01809 (1 of 2).

Constituent: Thallium Analysis Run 5/1/2026 4:29 PM View: Appendix I Intrawell
Plant Bowen Client: Southern Company Data: Bowen LF 3-8

Sanitas™ v.10.1.06e Software licensed to Groundwater Stats Consulting. UG
Hollow symbols indicate censored values.

Within Limit

Prediction Limit

Intrawell Non-parametric

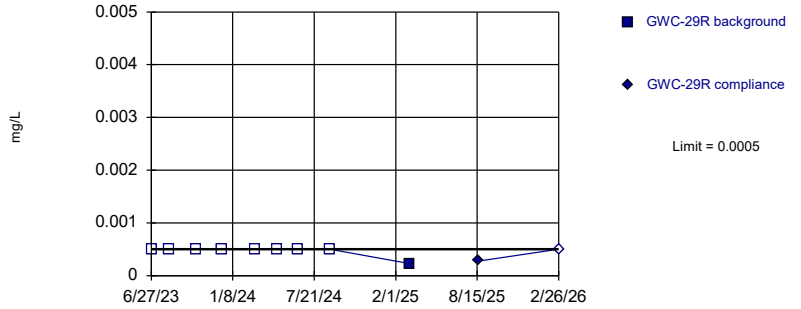

Non-parametric test used in lieu of parametric prediction limit because censored data exceeded 50%. Limit is highest of 9 background values. 88.89% NDs. Well-constituent pair annual alpha = 0.03586. Individual comparison alpha = 0.01809 (1 of 2).

Constituent: Thallium Analysis Run 5/1/2026 4:29 PM View: Appendix I Intrawell
Plant Bowen Client: Southern Company Data: Bowen LF 3-8

Sanitas™ v.10.1.06e Software licensed to Groundwater Stats Consulting. UG
Hollow symbols indicate censored values.

Within Limit

Prediction Limit

Intrawell Non-parametric

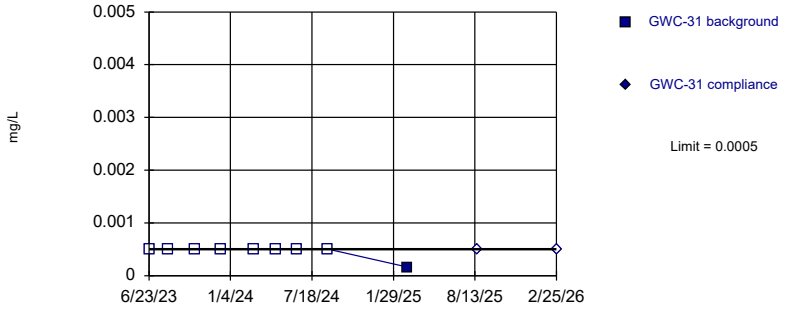

Non-parametric test used in lieu of parametric prediction limit because censored data exceeded 50%. Limit is highest of 9 background values. 88.89% NDs. Well-constituent pair annual alpha = 0.03586. Individual comparison alpha = 0.01809 (1 of 2).

Constituent: Thallium Analysis Run 5/1/2026 4:29 PM View: Appendix I Intrawell
Plant Bowen Client: Southern Company Data: Bowen LF 3-8

Sanitas™ v.10.1.06e Software licensed to Groundwater Stats Consulting. UG
Hollow symbols indicate censored values.

Within Limit

Prediction Limit

Intrawell Non-parametric

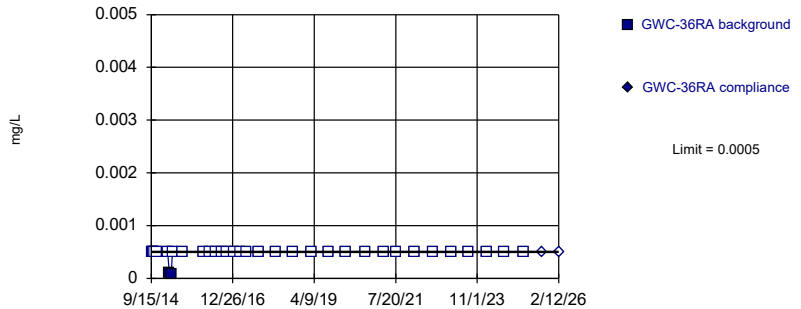

Non-parametric test used in lieu of parametric prediction limit because censored data exceeded 50%. Limit is highest of 33 background values. 93.94% NDs. Well-constituent pair annual alpha = 0.003399. Individual comparison alpha = 0.001701 (1 of 2).

Constituent: Thallium Analysis Run 5/1/2026 4:29 PM View: Appendix I Intrawell
Plant Bowen Client: Southern Company Data: Bowen LF 3-8

Sanitas™ v.10.1.06e Software licensed to Groundwater Stats Consulting. UG
Hollow symbols indicate censored values.

Within Limit

Prediction Limit

Intrawell Non-parametric

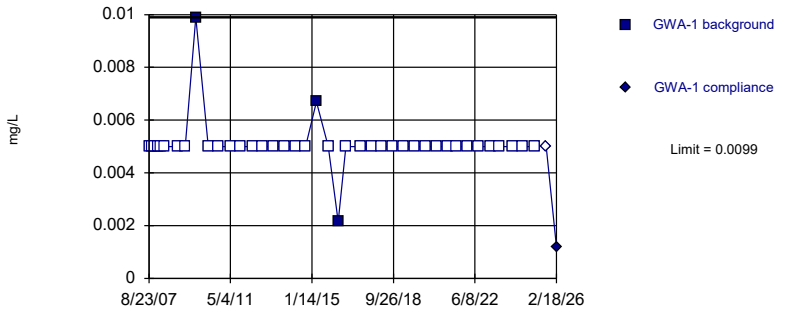

Non-parametric test used in lieu of parametric prediction limit because censored data exceeded 50%. Limit is highest of 40 background values. 92.5% NDs. Well-constituent pair annual alpha = 0.002316. Individual comparison alpha = 0.001159 (1 of 2).

Constituent: Vanadium Analysis Run 5/1/2026 4:29 PM View: Appendix I Intrawell
Plant Bowen Client: Southern Company Data: Bowen LF 3-8

Sanitas™ v.10.1.06e Software licensed to Groundwater Stats Consulting. UG
Hollow symbols indicate censored values.

Within Limit

Prediction Limit

Intrawell Non-parametric

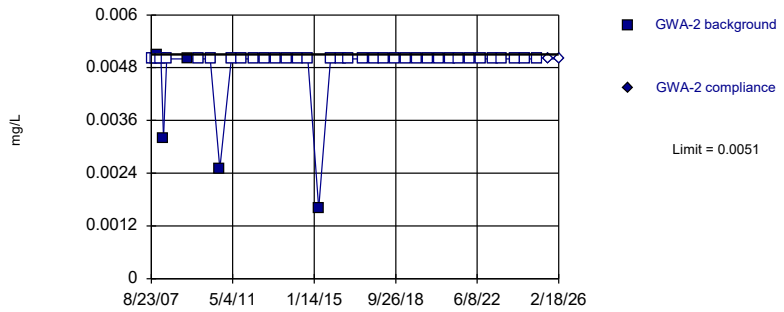

Non-parametric test used in lieu of parametric prediction limit because censored data exceeded 50%. Limit is highest of 39 background values. 87.18% NDs. Well-constituent pair annual alpha = 0.002451. Individual comparison alpha = 0.001226 (1 of 2).

Constituent: Vanadium Analysis Run 5/1/2026 4:29 PM View: Appendix I Intrawell
Plant Bowen Client: Southern Company Data: Bowen LF 3-8

Sanitas™ v.10.1.06e Software licensed to Groundwater Stats Consulting. UG
Hollow symbols indicate censored values.

Within Limit

Prediction Limit

Intrawell Non-parametric

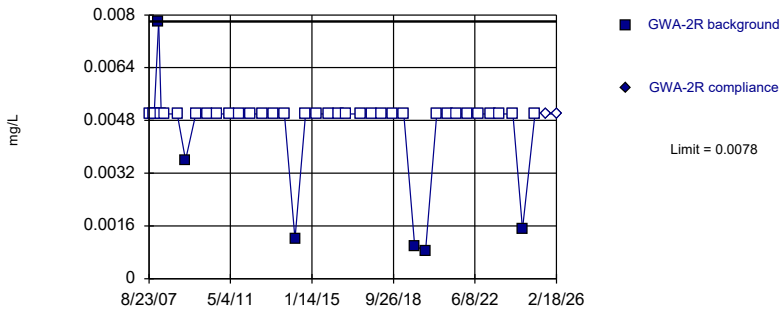

Non-parametric test used in lieu of parametric prediction limit because censored data exceeded 50%. Limit is highest of 40 background values. 85% NDs. Well-constituent pair annual alpha = 0.002316. Individual comparison alpha = 0.001159 (1 of 2).

Constituent: Vanadium Analysis Run 5/1/2026 4:29 PM View: Appendix I Intrawell
Plant Bowen Client: Southern Company Data: Bowen LF 3-8

Sanitas™ v.10.1.06e Software licensed to Groundwater Stats Consulting. UG
Hollow symbols indicate censored values.

Within Limit

Prediction Limit

Intrawell Non-parametric

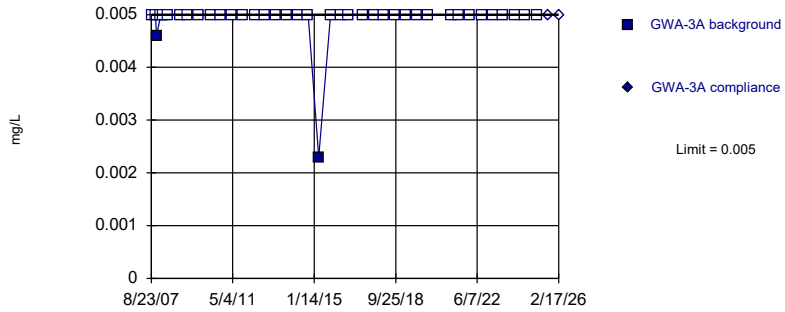

Non-parametric test used in lieu of parametric prediction limit because censored data exceeded 50%. Limit is highest of 39 background values. 94.87% NDs. Well-constituent pair annual alpha = 0.002451. Individual comparison alpha = 0.001226 (1 of 2).

Constituent: Vanadium Analysis Run 5/1/2026 4:29 PM View: Appendix I Intrawell
Plant Bowen Client: Southern Company Data: Bowen LF 3-8

Sanitas™ v.10.1.06e Software licensed to Groundwater Stats Consulting. UG
Hollow symbols indicate censored values.

Within Limit

Prediction Limit

Intrawell Non-parametric

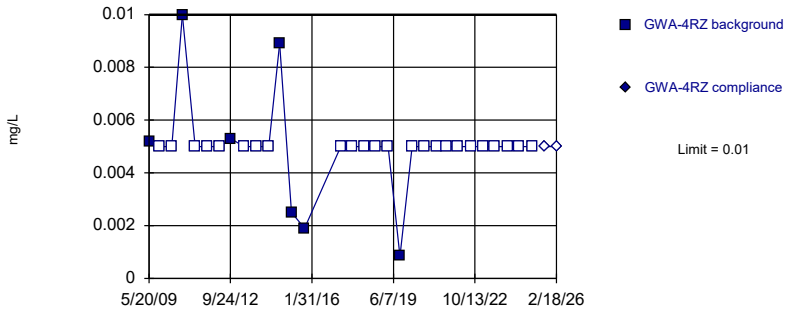

Non-parametric test used in lieu of parametric prediction limit because censored data exceeded 50%. Limit is highest of 31 background values. 77.42% NDs. Well-constituent pair annual alpha = 0.003807. Individual comparison alpha = 0.001905 (1 of 2).

Constituent: Vanadium Analysis Run 5/1/2026 4:29 PM View: Appendix I Intrawell
Plant Bowen Client: Southern Company Data: Bowen LF 3-8

Sanitas™ v.10.1.06e Software licensed to Groundwater Stats Consulting. UG
Hollow symbols indicate censored values.

Within Limit

Prediction Limit

Intrawell Non-parametric

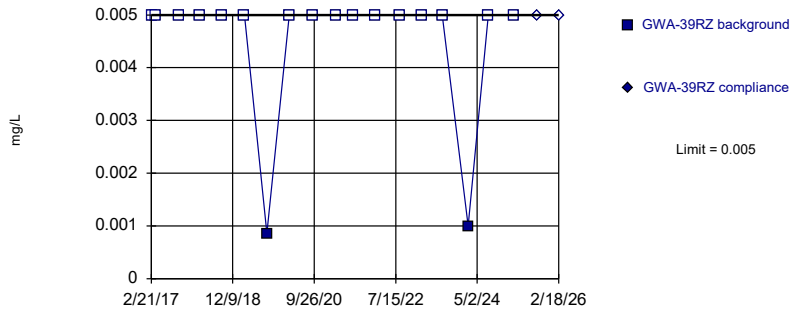

Non-parametric test used in lieu of parametric prediction limit because censored data exceeded 50%. Limit is highest of 18 background values. 88.89% NDs. Well-constituent pair annual alpha = 0.01072. Individual comparison alpha = 0.005373 (1 of 2).

Constituent: Vanadium Analysis Run 5/1/2026 4:29 PM View: Appendix I Intrawell
Plant Bowen Client: Southern Company Data: Bowen LF 3-8

Sanitas™ v.10.1.06e Software licensed to Groundwater Stats Consulting. UG
Hollow symbols indicate censored values.

Within Limit

Prediction Limit

Intrawell Non-parametric

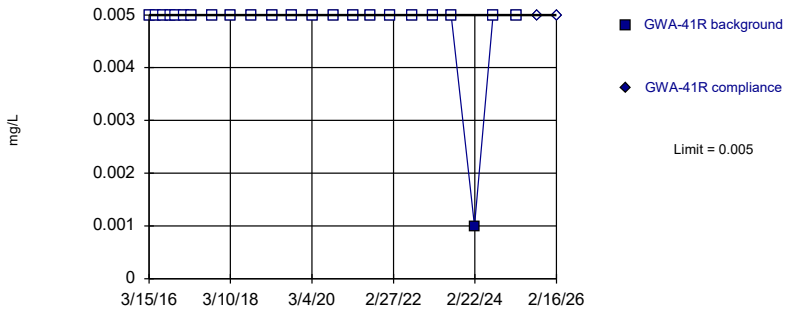

Non-parametric test used in lieu of parametric prediction limit because censored data exceeded 50%. Limit is highest of 23 background values. 95.65% NDs. Well-constituent pair annual alpha = 0.006819. Individual comparison alpha = 0.003415 (1 of 2).

Constituent: Vanadium Analysis Run 5/1/2026 4:29 PM View: Appendix I Intrawell
Plant Bowen Client: Southern Company Data: Bowen LF 3-8

Sanitas™ v.10.1.06e Software licensed to Groundwater Stats Consulting. UG
Hollow symbols indicate censored values.

Within Limit

Prediction Limit

Intrawell Non-parametric

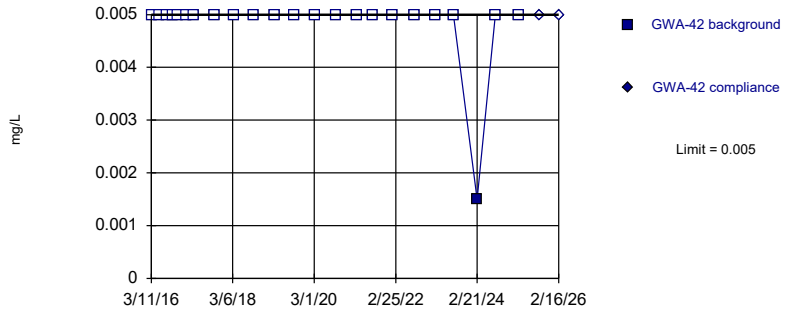

Non-parametric test used in lieu of parametric prediction limit because censored data exceeded 50%. Limit is highest of 23 background values. 95.65% NDs. Well-constituent pair annual alpha = 0.006819. Individual comparison alpha = 0.003415 (1 of 2).

Constituent: Vanadium Analysis Run 5/1/2026 4:29 PM View: Appendix I Intrawell
Plant Bowen Client: Southern Company Data: Bowen LF 3-8

Sanitas™ v.10.1.06e Software licensed to Groundwater Stats Consulting. UG
Hollow symbols indicate censored values.

Within Limit

Prediction Limit

Intrawell Non-parametric

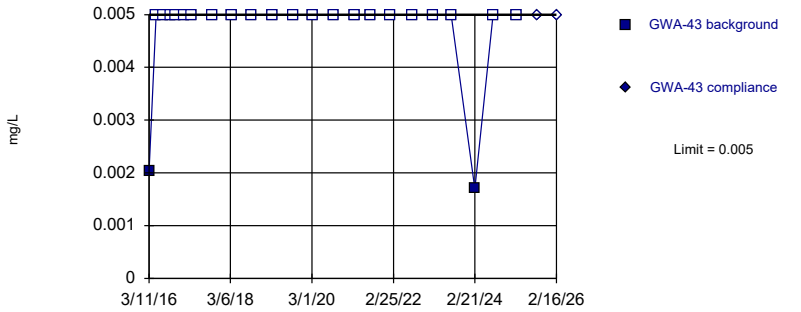

Non-parametric test used in lieu of parametric prediction limit because censored data exceeded 50%. Limit is highest of 23 background values. 91.3% NDs. Well-constituent pair annual alpha = 0.006819. Individual comparison alpha = 0.003415 (1 of 2).

Constituent: Vanadium Analysis Run 5/1/2026 4:29 PM View: Appendix I Intrawell
Plant Bowen Client: Southern Company Data: Bowen LF 3-8

Sanitas™ v.10.1.06e Software licensed to Groundwater Stats Consulting. UG
Hollow symbols indicate censored values.

Within Limit

Prediction Limit

Intrawell Non-parametric

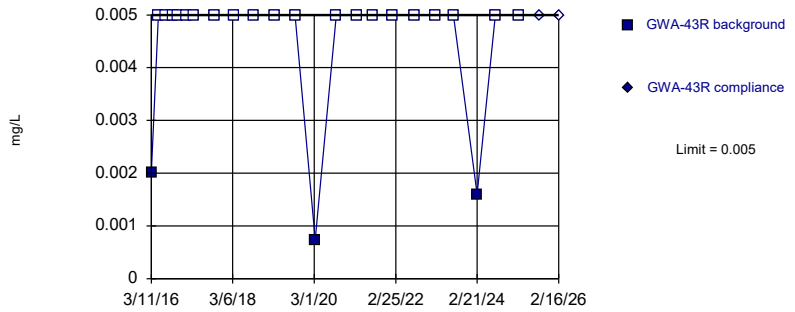

Non-parametric test used in lieu of parametric prediction limit because censored data exceeded 50%. Limit is highest of 23 background values. 86.96% NDs. Well-constituent pair annual alpha = 0.006819. Individual comparison alpha = 0.003415 (1 of 2).

Constituent: Vanadium Analysis Run 5/1/2026 4:29 PM View: Appendix I Intrawell
Plant Bowen Client: Southern Company Data: Bowen LF 3-8

Sanitas™ v.10.1.06e Software licensed to Groundwater Stats Consulting. UG
Hollow symbols indicate censored values.

Within Limit

Prediction Limit

Intrawell Non-parametric

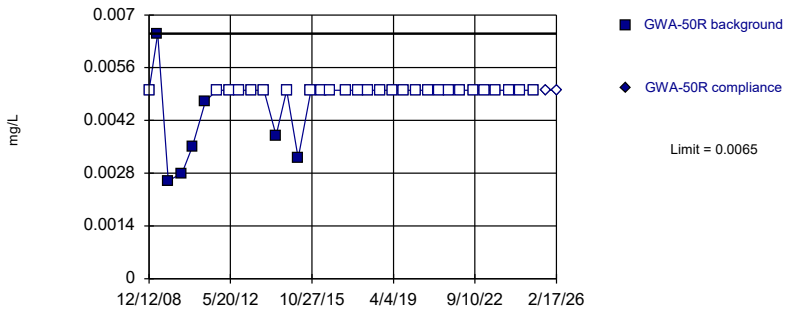

Non-parametric test used in lieu of parametric prediction limit because censored data exceeded 50%. Limit is highest of 34 background values. 79.41% NDs. Well-constituent pair annual alpha = 0.003195. Individual comparison alpha = 0.001599 (1 of 2).

Constituent: Vanadium Analysis Run 5/1/2026 4:29 PM View: Appendix I Intrawell
Plant Bowen Client: Southern Company Data: Bowen LF 3-8

Sanitas™ v.10.1.06e Software licensed to Groundwater Stats Consulting. UG
Hollow symbols indicate censored values.

Within Limit

Prediction Limit

Intrawell Non-parametric

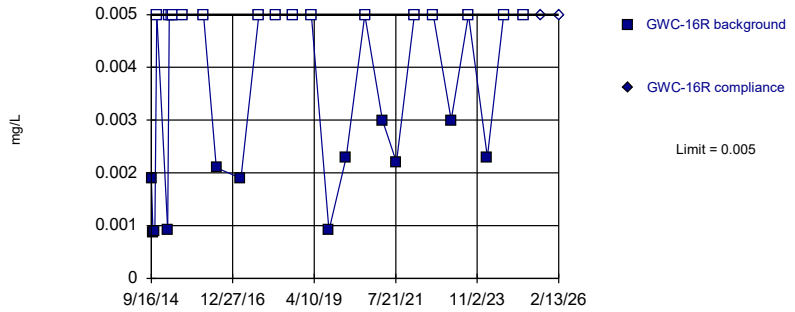

Non-parametric test used in lieu of parametric prediction limit because censored data exceeded 50%. Limit is highest of 28 background values. 57.14% NDs. Well-constituent pair annual alpha = 0.004669. Individual comparison alpha = 0.002337 (1 of 2).

Constituent: Vanadium Analysis Run 5/1/2026 4:29 PM View: Appendix I Intrawell
Plant Bowen Client: Southern Company Data: Bowen LF 3-8

Sanitas™ v.10.1.06e Software licensed to Groundwater Stats Consulting. UG
Hollow symbols indicate censored values.

Within Limit

Prediction Limit

Intrawell Non-parametric

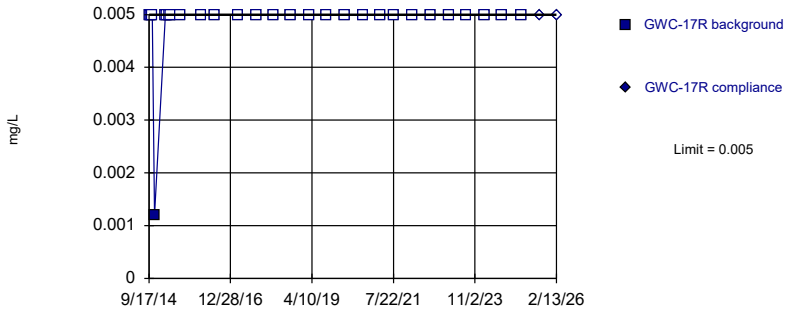

Non-parametric test used in lieu of parametric prediction limit because censored data exceeded 50%. Limit is highest of 28 background values. 96.43% NDs. Well-constituent pair annual alpha = 0.004669. Individual comparison alpha = 0.002337 (1 of 2).

Constituent: Vanadium Analysis Run 5/1/2026 4:29 PM View: Appendix I Intrawell
Plant Bowen Client: Southern Company Data: Bowen LF 3-8

Sanitas™ v.10.1.06e Software licensed to Groundwater Stats Consulting. UG
Hollow symbols indicate censored values.

Within Limit

Prediction Limit

Intrawell Non-parametric

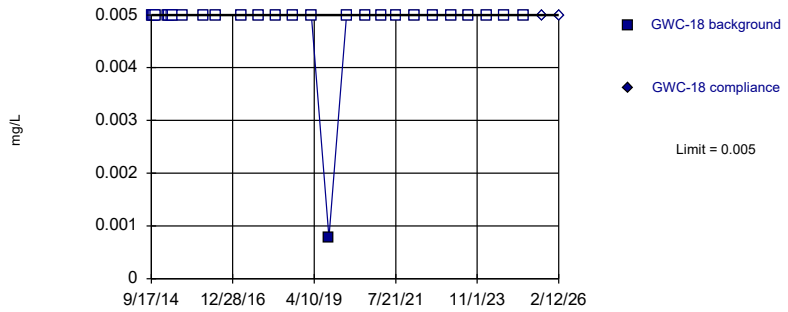

Non-parametric test used in lieu of parametric prediction limit because censored data exceeded 50%. Limit is highest of 28 background values. 96.43% NDs. Well-constituent pair annual alpha = 0.004669. Individual comparison alpha = 0.002337 (1 of 2).

Constituent: Vanadium Analysis Run 5/1/2026 4:29 PM View: Appendix I Intrawell
Plant Bowen Client: Southern Company Data: Bowen LF 3-8

Sanitas™ v.10.1.06e Software licensed to Groundwater Stats Consulting. UG
Hollow symbols indicate censored values.

Within Limit

Prediction Limit

Intrawell Non-parametric

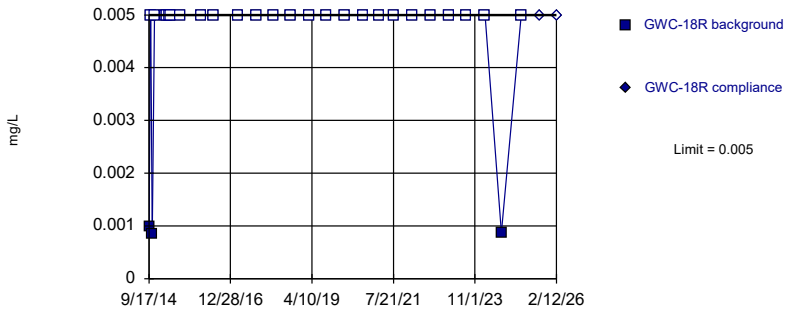

Non-parametric test used in lieu of parametric prediction limit because censored data exceeded 50%. Limit is highest of 28 background values. 89.29% NDs. Well-constituent pair annual alpha = 0.004669. Individual comparison alpha = 0.002337 (1 of 2).

Constituent: Vanadium Analysis Run 5/1/2026 4:29 PM View: Appendix I Intrawell
Plant Bowen Client: Southern Company Data: Bowen LF 3-8

Sanitas™ v.10.1.06e Software licensed to Groundwater Stats Consulting. UG
Hollow symbols indicate censored values.

Within Limit

Prediction Limit

Intrawell Non-parametric

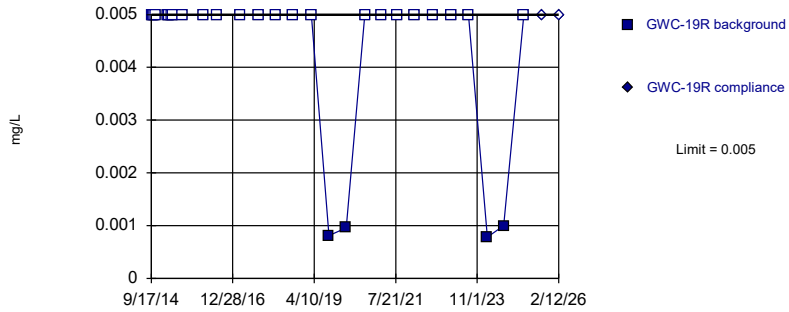

Non-parametric test used in lieu of parametric prediction limit because censored data exceeded 50%. Limit is highest of 28 background values. 85.71% NDs. Well-constituent pair annual alpha = 0.004669. Individual comparison alpha = 0.002337 (1 of 2).

Constituent: Vanadium Analysis Run 5/1/2026 4:29 PM View: Appendix I Intrawell
Plant Bowen Client: Southern Company Data: Bowen LF 3-8

Sanitas™ v.10.1.06e Software licensed to Groundwater Stats Consulting. UG
Hollow symbols indicate censored values.

Within Limit

Prediction Limit

Intrawell Non-parametric

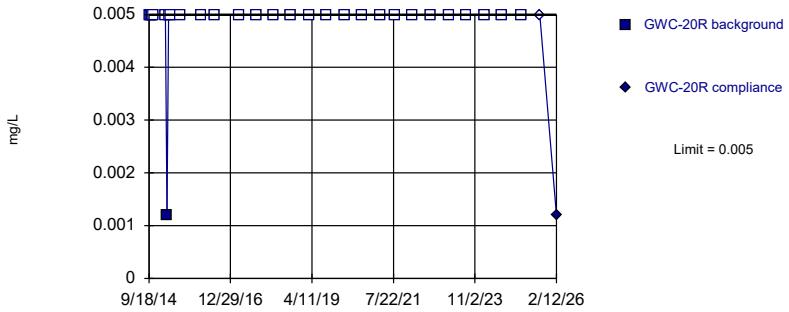

Non-parametric test used in lieu of parametric prediction limit because censored data exceeded 50%. Limit is highest of 28 background values. 96.43% NDs. Well-constituent pair annual alpha = 0.004669. Individual comparison alpha = 0.002337 (1 of 2).

Constituent: Vanadium Analysis Run 5/1/2026 4:29 PM View: Appendix I Intrawell
Plant Bowen Client: Southern Company Data: Bowen LF 3-8

Sanitas™ v.10.1.06e Software licensed to Groundwater Stats Consulting. UG
Hollow symbols indicate censored values.

Within Limit

Prediction Limit

Intrawell Non-parametric

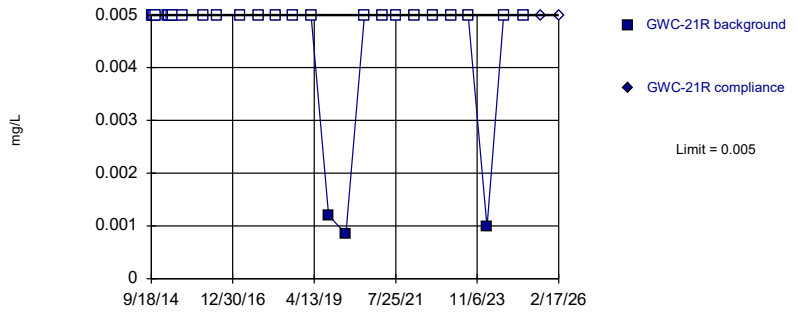

Non-parametric test used in lieu of parametric prediction limit because censored data exceeded 50%. Limit is highest of 28 background values. 89.29% NDs. Well-constituent pair annual alpha = 0.004669. Individual comparison alpha = 0.002337 (1 of 2).

Constituent: Vanadium Analysis Run 5/1/2026 4:29 PM View: Appendix I Intrawell
Plant Bowen Client: Southern Company Data: Bowen LF 3-8

Sanitas™ v.10.1.06e Software licensed to Groundwater Stats Consulting. UG
Hollow symbols indicate censored values.

Within Limit

Prediction Limit

Intrawell Non-parametric

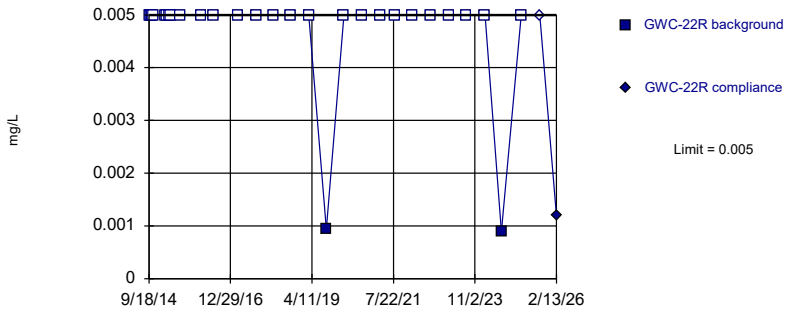

Non-parametric test used in lieu of parametric prediction limit because censored data exceeded 50%. Limit is highest of 28 background values. 92.86% NDs. Well-constituent pair annual alpha = 0.004669. Individual comparison alpha = 0.002337 (1 of 2).

Constituent: Vanadium Analysis Run 5/1/2026 4:29 PM View: Appendix I Intrawell
Plant Bowen Client: Southern Company Data: Bowen LF 3-8

Sanitas™ v.10.1.06e Software licensed to Groundwater Stats Consulting. UG
Hollow symbols indicate censored values.

Within Limit

Prediction Limit

Intrawell Non-parametric

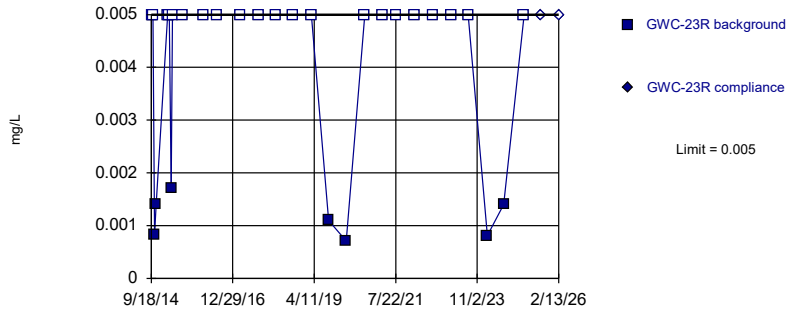

Non-parametric test used in lieu of parametric prediction limit because censored data exceeded 50%. Limit is highest of 28 background values. 75% NDs. Well-constituent pair annual alpha = 0.004669. Individual comparison alpha = 0.002337 (1 of 2).

Constituent: Vanadium Analysis Run 5/1/2026 4:29 PM View: Appendix I Intrawell
Plant Bowen Client: Southern Company Data: Bowen LF 3-8

Sanitas™ v.10.1.06e Software licensed to Groundwater Stats Consulting. UG
Hollow symbols indicate censored values.

Within Limit

Prediction Limit

Intrawell Non-parametric

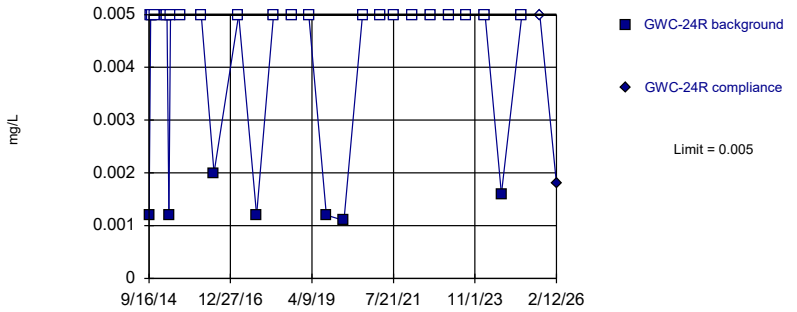

Non-parametric test used in lieu of parametric prediction limit because censored data exceeded 50%. Limit is highest of 28 background values. 75% NDs. Well-constituent pair annual alpha = 0.004669. Individual comparison alpha = 0.002337 (1 of 2).

Constituent: Vanadium Analysis Run 5/1/2026 4:29 PM View: Appendix I Intrawell
Plant Bowen Client: Southern Company Data: Bowen LF 3-8

Sanitas™ v.10.1.06e Software licensed to Groundwater Stats Consulting. UG
Hollow symbols indicate censored values.

Within Limit

Prediction Limit

Intrawell Non-parametric

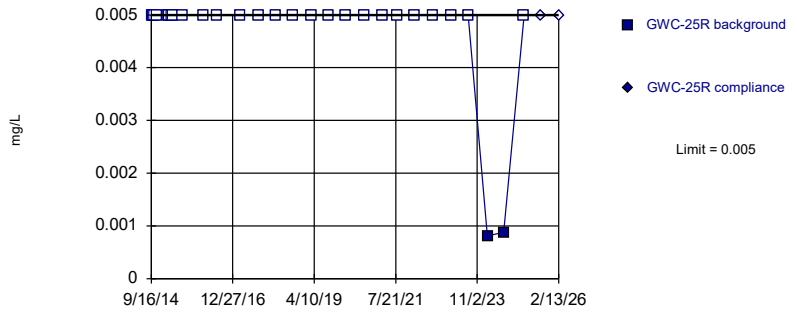

Non-parametric test used in lieu of parametric prediction limit because censored data exceeded 50%. Limit is highest of 28 background values. 92.86% NDs. Well-constituent pair annual alpha = 0.004669. Individual comparison alpha = 0.002337 (1 of 2).

Constituent: Vanadium Analysis Run 5/1/2026 4:29 PM View: Appendix I Intrawell
Plant Bowen Client: Southern Company Data: Bowen LF 3-8

Sanitas™ v.10.1.06e Software licensed to Groundwater Stats Consulting. UG
Hollow symbols indicate censored values.

Within Limit

Prediction Limit

Intrawell Non-parametric

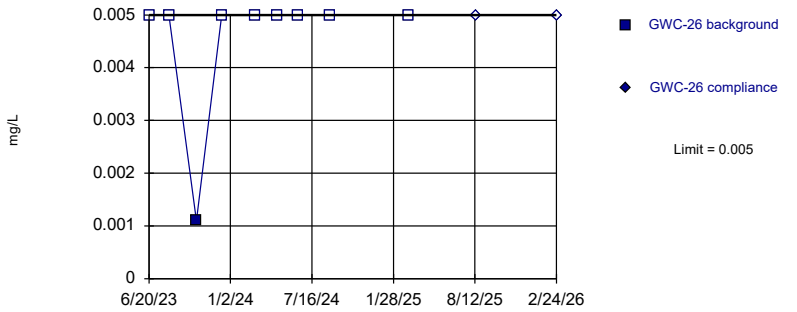

Non-parametric test used in lieu of parametric prediction limit because censored data exceeded 50%. Limit is highest of 9 background values. 88.89% NDs. Well-constituent pair annual alpha = 0.03586. Individual comparison alpha = 0.01809 (1 of 2).

Constituent: Vanadium Analysis Run 5/1/2026 4:29 PM View: Appendix I Intrawell
Plant Bowen Client: Southern Company Data: Bowen LF 3-8

Sanitas™ v.10.1.06e Software licensed to Groundwater Stats Consulting. UG
Hollow symbols indicate censored values.

Within Limit

Prediction Limit

Intrawell Non-parametric

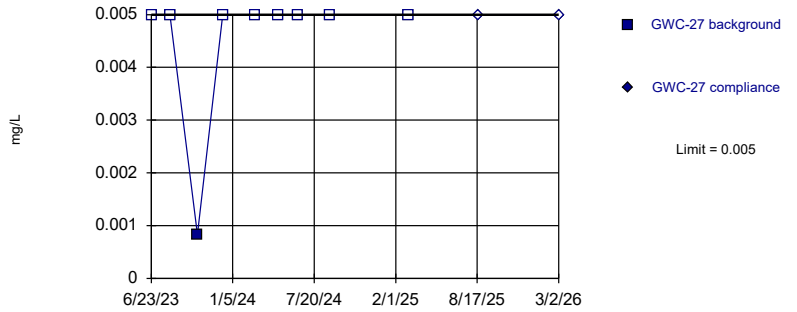

Non-parametric test used in lieu of parametric prediction limit because censored data exceeded 50%. Limit is highest of 9 background values. 88.89% NDs. Well-constituent pair annual alpha = 0.03586. Individual comparison alpha = 0.01809 (1 of 2).

Constituent: Vanadium Analysis Run 5/1/2026 4:29 PM View: Appendix I Intrawell
Plant Bowen Client: Southern Company Data: Bowen LF 3-8

Sanitas™ v.10.1.06e Software licensed to Groundwater Stats Consulting. UG
Hollow symbols indicate censored values.

Within Limit

Prediction Limit

Intrawell Non-parametric

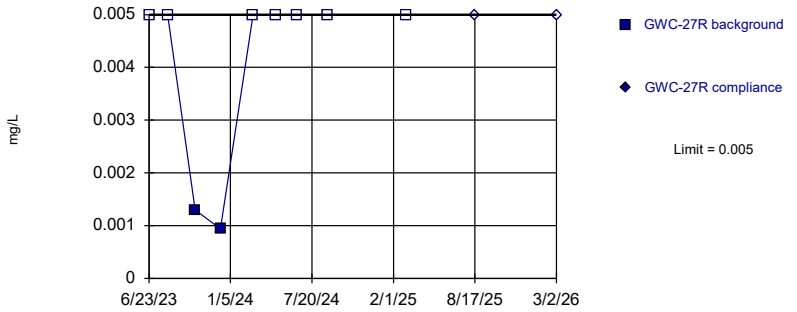

Non-parametric test used in lieu of parametric prediction limit because censored data exceeded 50%. Limit is highest of 9 background values. 77.78% NDs. Well-constituent pair annual alpha = 0.03586. Individual comparison alpha = 0.01809 (1 of 2).

Constituent: Vanadium Analysis Run 5/1/2026 4:29 PM View: Appendix I Intrawell
Plant Bowen Client: Southern Company Data: Bowen LF 3-8

Sanitas™ v.10.1.06e Software licensed to Groundwater Stats Consulting. UG
Hollow symbols indicate censored values.

Within Limit

Prediction Limit

Intrawell Non-parametric

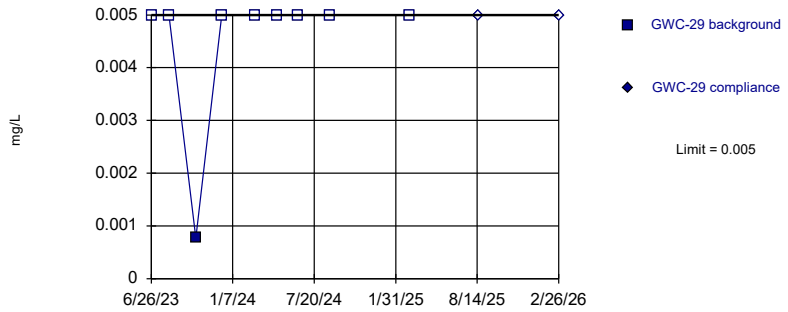

Non-parametric test used in lieu of parametric prediction limit because censored data exceeded 50%. Limit is highest of 9 background values. 88.89% NDs. Well-constituent pair annual alpha = 0.03586. Individual comparison alpha = 0.01809 (1 of 2).

Constituent: Vanadium Analysis Run 5/1/2026 4:29 PM View: Appendix I Intrawell
Plant Bowen Client: Southern Company Data: Bowen LF 3-8

Sanitas™ v.10.1.06e Software licensed to Groundwater Stats Consulting. UG
Hollow symbols indicate censored values.

Within Limit

Prediction Limit

Intrawell Non-parametric

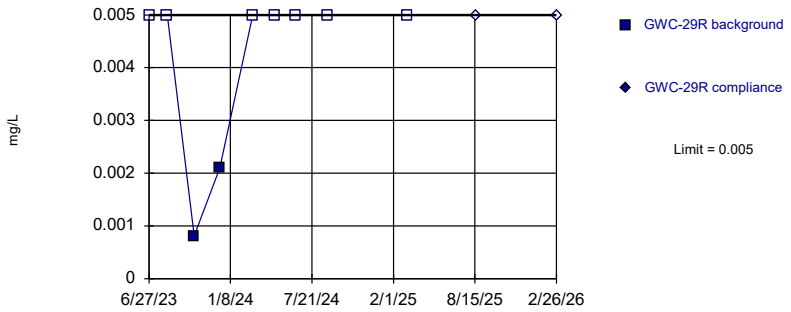

Non-parametric test used in lieu of parametric prediction limit because censored data exceeded 50%. Limit is highest of 9 background values. 77.78% NDs. Well-constituent pair annual alpha = 0.03586. Individual comparison alpha = 0.01809 (1 of 2).

Constituent: Vanadium Analysis Run 5/1/2026 4:30 PM View: Appendix I Intrawell
Plant Bowen Client: Southern Company Data: Bowen LF 3-8

Sanitas™ v.10.1.06e Software licensed to Groundwater Stats Consulting. UG
Hollow symbols indicate censored values.

Within Limit

Prediction Limit

Intrawell Non-parametric

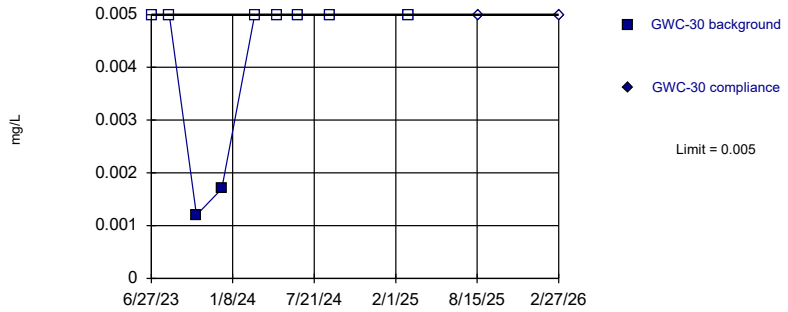

Non-parametric test used in lieu of parametric prediction limit because censored data exceeded 50%. Limit is highest of 9 background values. 77.78% NDs. Well-constituent pair annual alpha = 0.03586. Individual comparison alpha = 0.01809 (1 of 2).

Constituent: Vanadium Analysis Run 5/1/2026 4:30 PM View: Appendix I Intrawell
Plant Bowen Client: Southern Company Data: Bowen LF 3-8

Sanitas™ v.10.1.06e Software licensed to Groundwater Stats Consulting. UG
Hollow symbols indicate censored values.

Within Limit

Prediction Limit

Intrawell Non-parametric

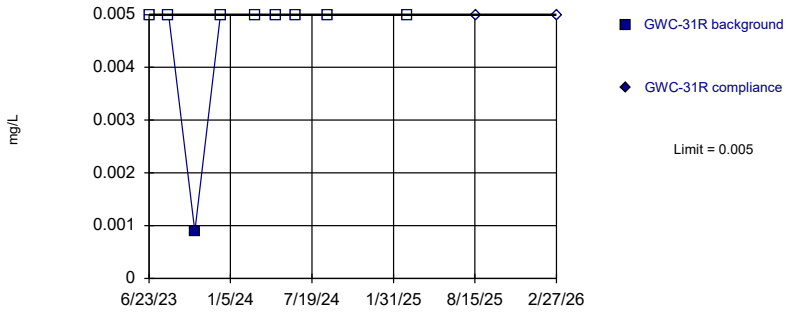

Non-parametric test used in lieu of parametric prediction limit because censored data exceeded 50%. Limit is highest of 9 background values. 88.89% NDs. Well-constituent pair annual alpha = 0.03586. Individual comparison alpha = 0.01809 (1 of 2).

Constituent: Vanadium Analysis Run 5/1/2026 4:30 PM View: Appendix I Intrawell
Plant Bowen Client: Southern Company Data: Bowen LF 3-8

Sanitas™ v.10.1.06e Software licensed to Groundwater Stats Consulting. UG
Hollow symbols indicate censored values.

Within Limit

Prediction Limit

Intrawell Non-parametric

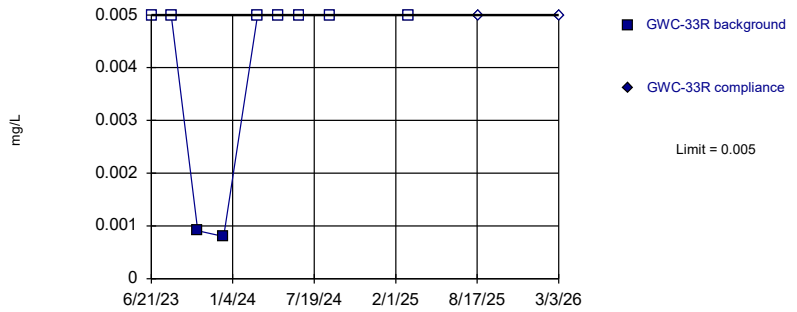

Non-parametric test used in lieu of parametric prediction limit because censored data exceeded 50%. Limit is highest of 9 background values. 77.78% NDs. Well-constituent pair annual alpha = 0.03586. Individual comparison alpha = 0.01809 (1 of 2).

Constituent: Vanadium Analysis Run 5/1/2026 4:30 PM View: Appendix I Intrawell
Plant Bowen Client: Southern Company Data: Bowen LF 3-8

Sanitas™ v.10.1.06e Software licensed to Groundwater Stats Consulting. UG
Hollow symbols indicate censored values.

Within Limit

Prediction Limit

Intrawell Non-parametric

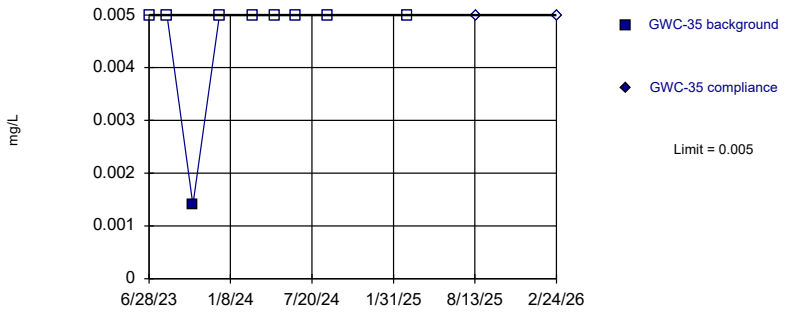

Non-parametric test used in lieu of parametric prediction limit because censored data exceeded 50%. Limit is highest of 9 background values. 88.89% NDs. Well-constituent pair annual alpha = 0.03586. Individual comparison alpha = 0.01809 (1 of 2).

Constituent: Vanadium Analysis Run 5/1/2026 4:30 PM View: Appendix I Intrawell
Plant Bowen Client: Southern Company Data: Bowen LF 3-8

Sanitas™ v.10.1.06e Software licensed to Groundwater Stats Consulting. UG
Hollow symbols indicate censored values.

Within Limit

Prediction Limit

Intrawell Non-parametric

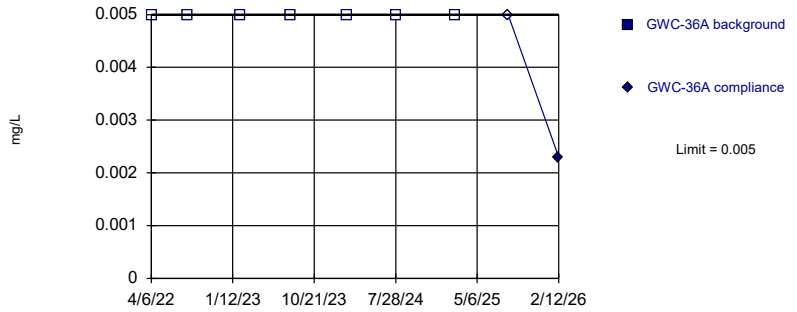

Non-parametric test used in lieu of parametric prediction limit because censored data exceeded 50%. All background values (n = 7) were censored; limit is most recent reporting limit. Well-constituent pair annual alpha = 0.05455. Individual comparison alpha = 0.02765 (1 of 2).

Constituent: Vanadium Analysis Run 5/1/2026 4:30 PM View: Appendix I Intrawell
Plant Bowen Client: Southern Company Data: Bowen LF 3-8

Sanitas™ v.10.1.06e Software licensed to Groundwater Stats Consulting. UG
Hollow symbols indicate censored values.

Within Limit

Prediction Limit

Intrawell Non-parametric

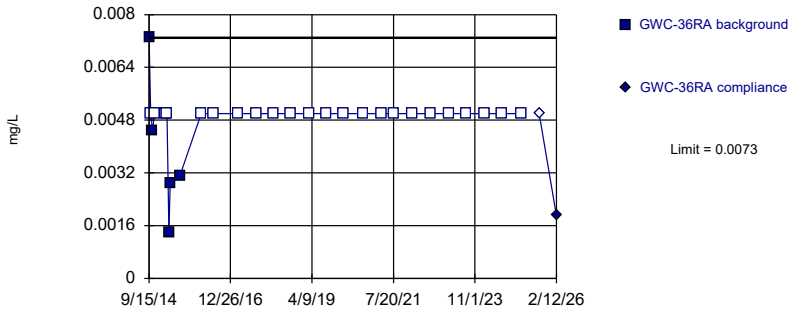

Non-parametric test used in lieu of parametric prediction limit because censored data exceeded 50%. Limit is highest of 28 background values. 82.14% NDs. Well-constituent pair annual alpha = 0.004669. Individual comparison alpha = 0.002337 (1 of 2).

Constituent: Vanadium Analysis Run 5/1/2026 4:30 PM View: Appendix I Intrawell
Plant Bowen Client: Southern Company Data: Bowen LF 3-8

Sanitas™ v.10.1.06e Software licensed to Groundwater Stats Consulting. UG
Hollow symbols indicate censored values.

Within Limit

Prediction Limit

Intrawell Non-parametric

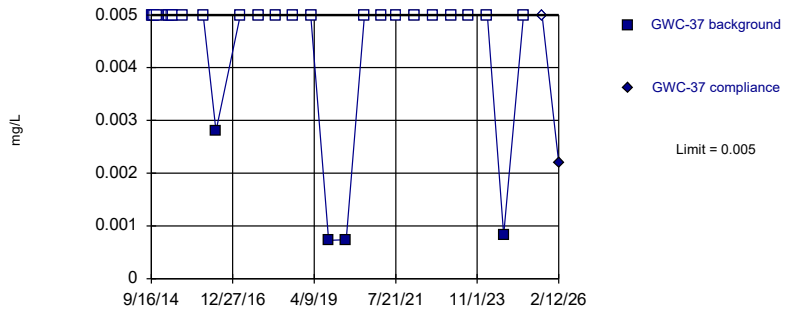

Non-parametric test used in lieu of parametric prediction limit because censored data exceeded 50%. Limit is highest of 28 background values. 85.71% NDs. Well-constituent pair annual alpha = 0.004669. Individual comparison alpha = 0.002337 (1 of 2).

Constituent: Vanadium Analysis Run 5/1/2026 4:30 PM View: Appendix I Intrawell
Plant Bowen Client: Southern Company Data: Bowen LF 3-8

Sanitas™ v.10.1.06e Software licensed to Groundwater Stats Consulting. UG
Hollow symbols indicate censored values.

Within Limit

Prediction Limit

Intrawell Non-parametric

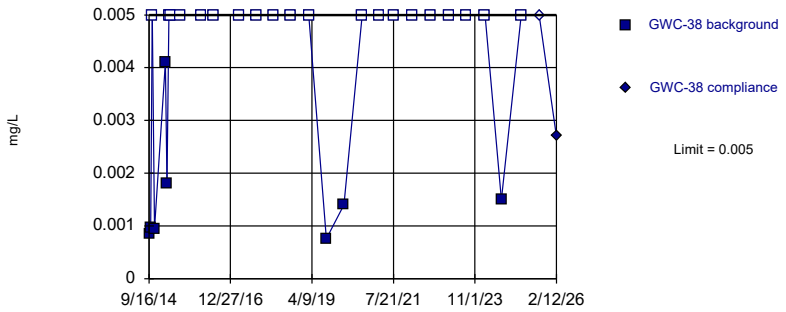

Non-parametric test used in lieu of parametric prediction limit because censored data exceeded 50%. Limit is highest of 28 background values. 71.43% NDs. Well-constituent pair annual alpha = 0.004669. Individual comparison alpha = 0.002337 (1 of 2).

Constituent: Vanadium Analysis Run 5/1/2026 4:30 PM View: Appendix I Intrawell
Plant Bowen Client: Southern Company Data: Bowen LF 3-8

Sanitas™ v.10.1.06e Software licensed to Groundwater Stats Consulting. UG
Hollow symbols indicate censored values.

Within Limit

Prediction Limit

Intrawell Non-parametric

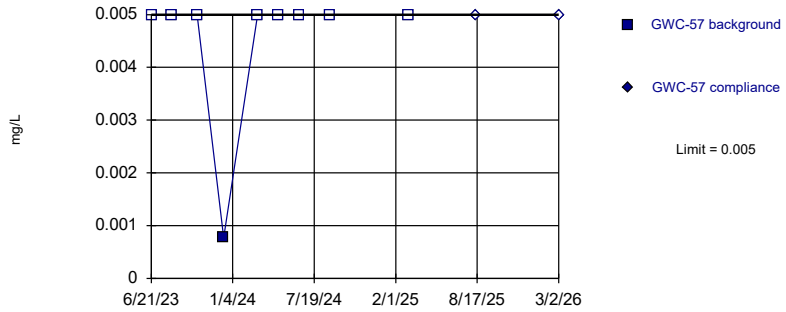

Non-parametric test used in lieu of parametric prediction limit because censored data exceeded 50%. Limit is highest of 9 background values. 88.89% NDs. Well-constituent pair annual alpha = 0.03586. Individual comparison alpha = 0.01809 (1 of 2).

Constituent: Vanadium Analysis Run 5/1/2026 4:30 PM View: Appendix I Intrawell
Plant Bowen Client: Southern Company Data: Bowen LF 3-8

Sanitas™ v.10.1.06e Software licensed to Groundwater Stats Consulting. UG
Hollow symbols indicate censored values.

Within Limit

Prediction Limit

Intrawell Non-parametric

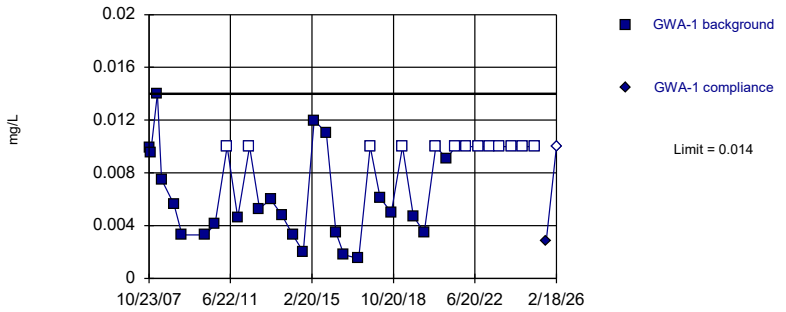

Non-parametric test used in lieu of parametric prediction limit because the Shapiro Wilk normality test showed the data to be non-normal at the 0.01 alpha level. Limit is highest of 37 background values. 35.14% NDs. Well-constituent pair annual alpha = 0.002721. Individual comparison alpha = 0.001361 (1 of 2).

Constituent: Zinc Analysis Run 5/1/2026 4:30 PM View: Appendix I Intrawell
Plant Bowen Client: Southern Company Data: Bowen LF 3-8

Sanitas™ v.10.1.06e Software licensed to Groundwater Stats Consulting. UG
Hollow symbols indicate censored values.

Within Limit

Prediction Limit

Intrawell Non-parametric

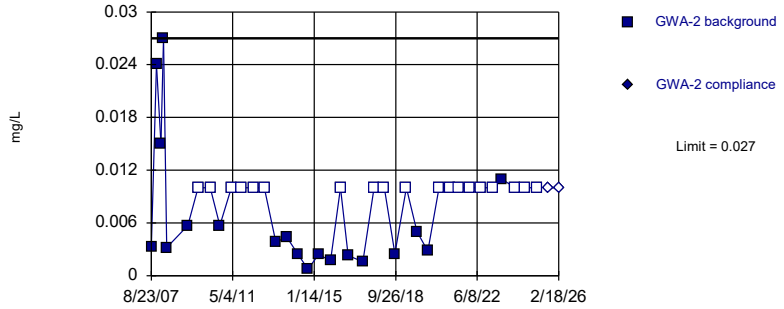

Non-parametric test used in lieu of parametric prediction limit because the Shapiro Wilk normality test showed the data to be non-normal at the 0.01 alpha level. Limit is highest of 38 background values. 50% NDs. Well-constituent pair annual alpha = 0.002586. Individual comparison alpha = 0.001294 (1 of 2).

Constituent: Zinc Analysis Run 5/1/2026 4:30 PM View: Appendix I Intrawell
Plant Bowen Client: Southern Company Data: Bowen LF 3-8

Sanitas™ v.10.1.06e Software licensed to Groundwater Stats Consulting. UG
Hollow symbols indicate censored values.

Within Limit

Prediction Limit

Intrawell Non-parametric

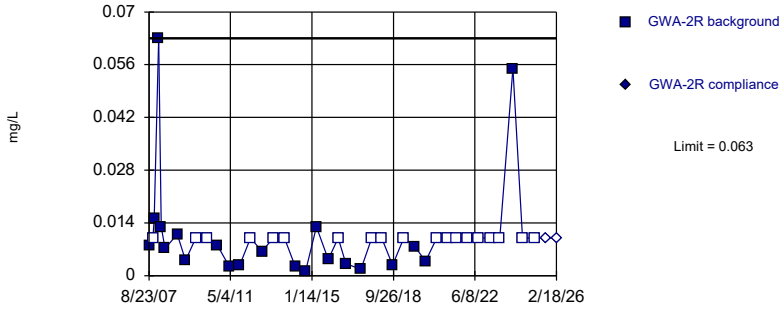

Non-parametric test used in lieu of parametric prediction limit because the Shapiro Wilk normality test showed the data to be non-normal at the 0.01 alpha level. Limit is highest of 40 background values. 47.5% NDs. Well-constituent pair annual alpha = 0.002316. Individual comparison alpha = 0.001159 (1 of 2).

Constituent: Zinc Analysis Run 5/1/2026 4:30 PM View: Appendix I Intrawell
Plant Bowen Client: Southern Company Data: Bowen LF 3-8

Sanitas™ v.10.1.06e Software licensed to Groundwater Stats Consulting. UG
Hollow symbols indicate censored values.

Within Limit

Prediction Limit

Intrawell Non-parametric

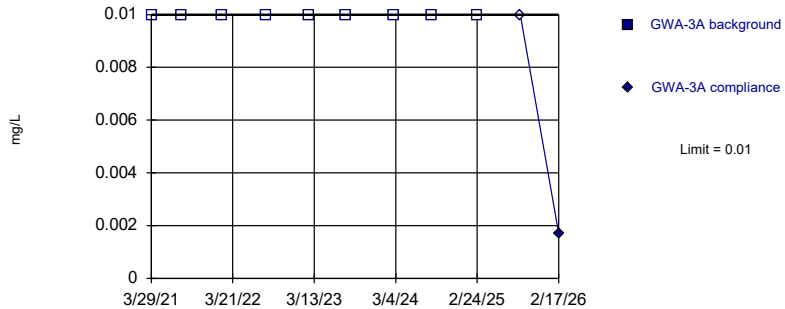

Non-parametric test used in lieu of parametric prediction limit because censored data exceeded 50%. All background values (n = 9) were censored; limit is most recent reporting limit. Well-constituent pair annual alpha = 0.03586. Individual comparison alpha = 0.01809 (1 of 2).

Constituent: Zinc Analysis Run 5/1/2026 4:30 PM View: Appendix I Intrawell
Plant Bowen Client: Southern Company Data: Bowen LF 3-8

Sanitas™ v.10.1.06e Software licensed to Groundwater Stats Consulting. UG
Hollow symbols indicate censored values.

Within Limit

Prediction Limit

Intrawell Parametric

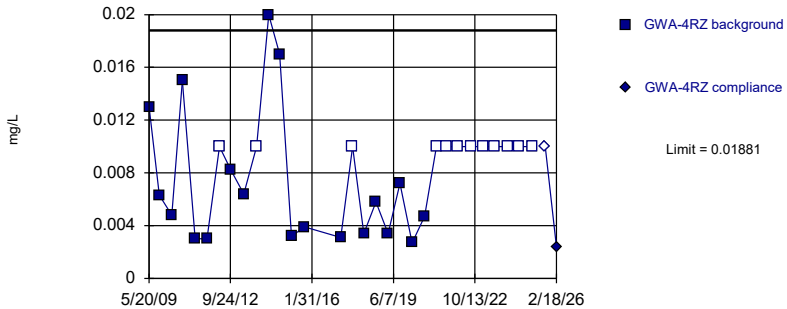

Background Data Summary (based on square root transformation) (after Kaplan-Meier Adjustment): Mean=0.07415, Std. Dev.=0.0238, n=31, 38.71% NDs. Normality test: Shapiro Wilk @alpha = 0.01, calculated = 0.9115, critical = 0.902. Kappa = 2.647 (c=16, w=30, 1 of 2, event alpha = 0.05132). Report alpha = 0.0001097.

Constituent: Zinc Analysis Run 5/1/2026 4:30 PM View: Appendix I Intrawell
Plant Bowen Client: Southern Company Data: Bowen LF 3-8

Sanitas™ v.10.1.06e Software licensed to Groundwater Stats Consulting. UG
Hollow symbols indicate censored values.

Within Limit

Prediction Limit

Intrawell Non-parametric

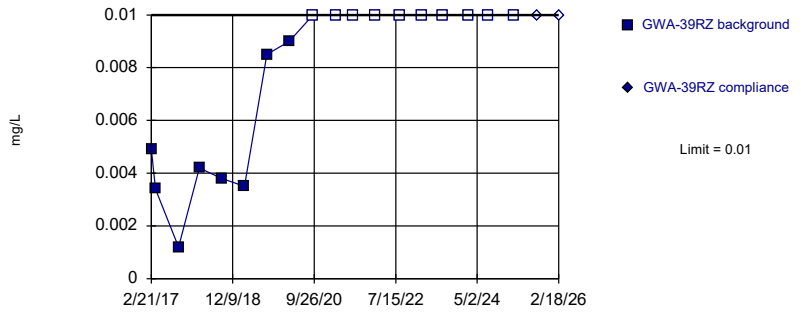

Non-parametric test used in lieu of parametric prediction limit because censored data exceeded 50%. Limit is highest of 18 background values. 55.56% NDs. Well-constituent pair annual alpha = 0.01072. Individual comparison alpha = 0.005373 (1 of 2).

Constituent: Zinc Analysis Run 5/1/2026 4:30 PM View: Appendix I Intrawell
Plant Bowen Client: Southern Company Data: Bowen LF 3-8

Sanitas™ v.10.1.06e Software licensed to Groundwater Stats Consulting. UG
Hollow symbols indicate censored values.

Within Limit

Prediction Limit

Intrawell Non-parametric

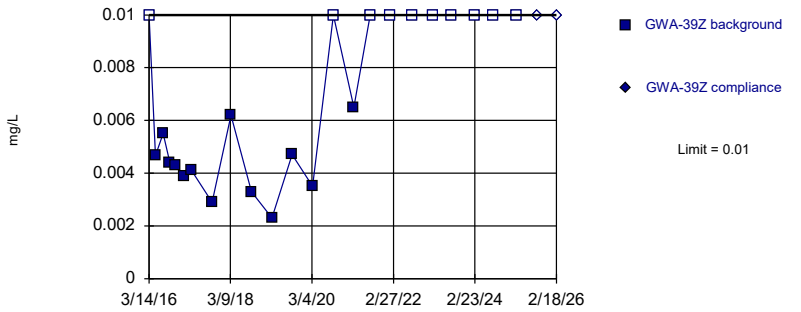

Non-parametric test used in lieu of parametric prediction limit because the Shapiro Wilk normality test showed the data to be non-normal at the 0.01 alpha level. Limit is highest of 23 background values. 43.48% NDs. Well-constituent pair annual alpha = 0.006819. Individual comparison alpha = 0.003415 (1 of 2).

Constituent: Zinc Analysis Run 5/1/2026 4:30 PM View: Appendix I Intrawell
Plant Bowen Client: Southern Company Data: Bowen LF 3-8

Sanitas™ v.10.1.06e Software licensed to Groundwater Stats Consulting. UG
Hollow symbols indicate censored values.

Within Limit

Prediction Limit

Intrawell Non-parametric

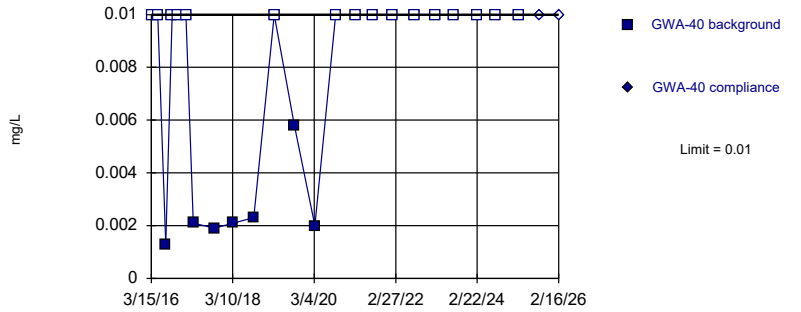

Non-parametric test used in lieu of parametric prediction limit because censored data exceeded 50%. Limit is highest of 23 background values. 69.57% NDs. Well-constituent pair annual alpha = 0.006819. Individual comparison alpha = 0.003415 (1 of 2).

Constituent: Zinc Analysis Run 5/1/2026 4:30 PM View: Appendix I Intrawell
Plant Bowen Client: Southern Company Data: Bowen LF 3-8

Sanitas™ v.10.1.06e Software licensed to Groundwater Stats Consulting. UG
Hollow symbols indicate censored values.

Within Limit

Prediction Limit

Intrawell Non-parametric

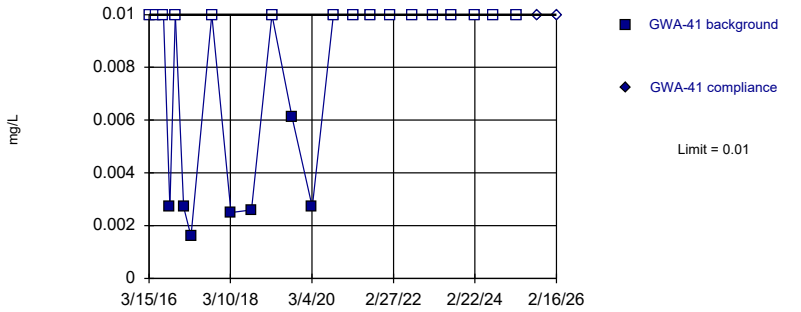

Non-parametric test used in lieu of parametric prediction limit because censored data exceeded 50%. Limit is highest of 23 background values. 69.57% NDs. Well-constituent pair annual alpha = 0.006819. Individual comparison alpha = 0.003415 (1 of 2).

Constituent: Zinc Analysis Run 5/1/2026 4:30 PM View: Appendix I Intrawell
Plant Bowen Client: Southern Company Data: Bowen LF 3-8

Sanitas™ v.10.1.06e Software licensed to Groundwater Stats Consulting. UG
Hollow symbols indicate censored values.

Within Limit

Prediction Limit

Intrawell Non-parametric

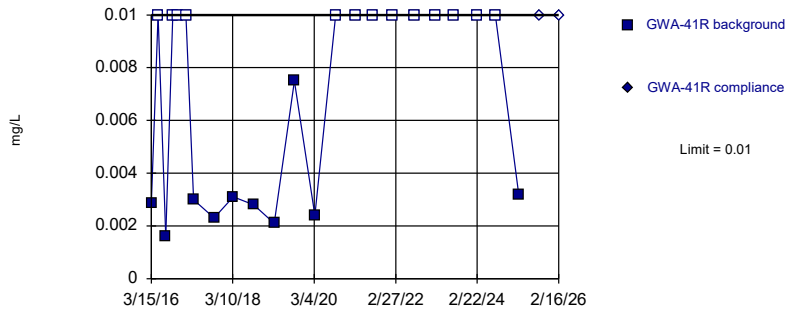

Non-parametric test used in lieu of parametric prediction limit because censored data exceeded 50%. Limit is highest of 23 background values. 56.52% NDs. Well-constituent pair annual alpha = 0.006819. Individual comparison alpha = 0.003415 (1 of 2).

Constituent: Zinc Analysis Run 5/1/2026 4:30 PM View: Appendix I Intrawell
Plant Bowen Client: Southern Company Data: Bowen LF 3-8

Sanitas™ v.10.1.06e Software licensed to Groundwater Stats Consulting. UG
Hollow symbols indicate censored values.

Within Limit

Prediction Limit

Intrawell Parametric

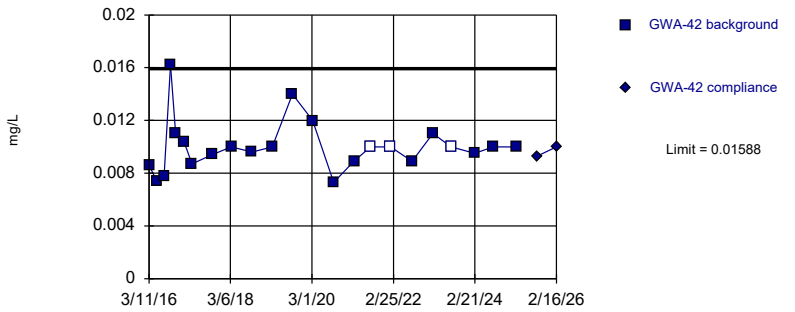

Background Data Summary (based on square root transformation): Mean=0.09974, Std. Dev.=0.009387, n=23, 13.04% NDs. Normality test: Shapiro Wilk @alpha = 0.01, calculated = 0.8876, critical = 0.881. Kappa = 2.799 (c=16, w=30, 1 of 2, event alpha = 0.05132). Report alpha = 0.0001097.

Constituent: Zinc Analysis Run 5/1/2026 4:30 PM View: Appendix I Intrawell
Plant Bowen Client: Southern Company Data: Bowen LF 3-8

Sanitas™ v.10.1.06e Software licensed to Groundwater Stats Consulting. UG
Hollow symbols indicate censored values.

Within Limit

Prediction Limit

Intrawell Non-parametric

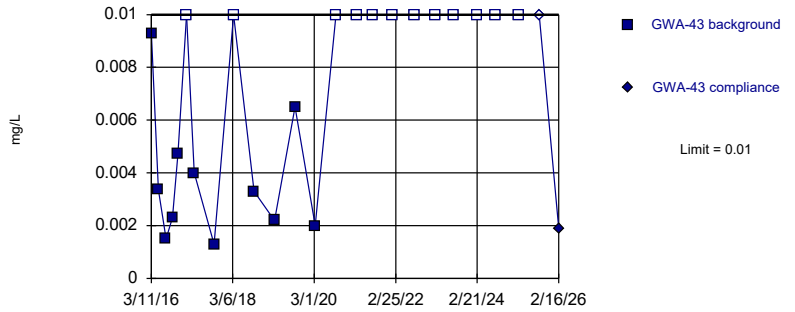

Non-parametric test used in lieu of parametric prediction limit because censored data exceeded 50%. Limit is highest of 23 background values. 52.17% NDs. Well-constituent pair annual alpha = 0.006819. Individual comparison alpha = 0.003415 (1 of 2).

Constituent: Zinc Analysis Run 5/1/2026 4:30 PM View: Appendix I Intrawell
Plant Bowen Client: Southern Company Data: Bowen LF 3-8

Sanitas™ v.10.1.06e Software licensed to Groundwater Stats Consulting. UG
Hollow symbols indicate censored values.

Within Limit

Prediction Limit

Intrawell Non-parametric

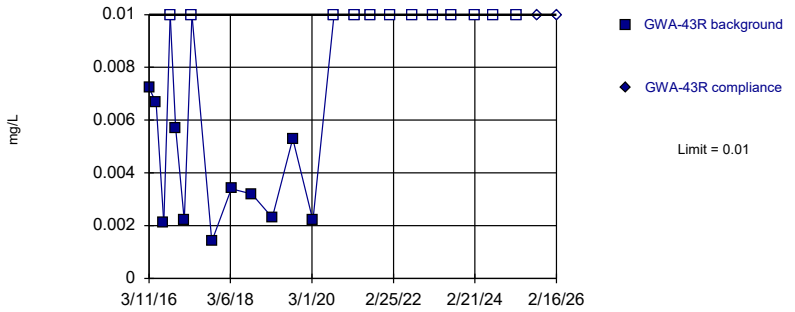

Non-parametric test used in lieu of parametric prediction limit because censored data exceeded 50%. Limit is highest of 23 background values. 52.17% NDs. Well-constituent pair annual alpha = 0.006819. Individual comparison alpha = 0.003415 (1 of 2).

Constituent: Zinc Analysis Run 5/1/2026 4:30 PM View: Appendix I Intrawell
Plant Bowen Client: Southern Company Data: Bowen LF 3-8

Sanitas™ v.10.1.06e Software licensed to Groundwater Stats Consulting. UG
Hollow symbols indicate censored values.

Within Limit

Prediction Limit

Intrawell Non-parametric

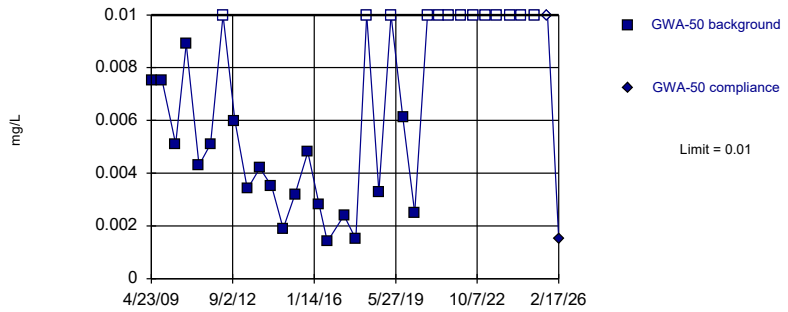

Non-parametric test used in lieu of parametric prediction limit because the Shapiro Wilk normality test showed the data to be non-normal at the 0.01 alpha level. Limit is highest of 33 background values. 39.39% NDs. Well-constituent pair annual alpha = 0.003399. Individual comparison alpha = 0.001701 (1 of 2).

Constituent: Zinc Analysis Run 5/1/2026 4:30 PM View: Appendix I Intrawell

Plant Bowen Client: Southern Company Data: Bowen LF 3-8

Sanitas™ v.10.1.06e Software licensed to Groundwater Stats Consulting. UG
Hollow symbols indicate censored values.

Within Limit

Prediction Limit

Intrawell Parametric

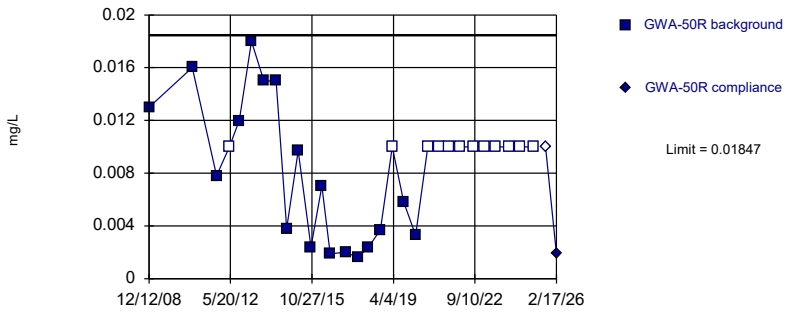

Background Data Summary (after Kaplan-Meier Adjustment): Mean=0.00602, Std. Dev.=0.004684, n=30, 40% NDs. Normality test: Shapiro Wilk @alpha = 0.01, calculated = 0.9087, critical = 0.9. Kappa = 2.658 (c=16, w=30, 1 of 2, event alpha = 0.05132). Report alpha = 0.0001097.

Constituent: Zinc Analysis Run 5/1/2026 4:30 PM View: Appendix I Intrawell

Plant Bowen Client: Southern Company Data: Bowen LF 3-8

Sanitas™ v.10.1.06e Software licensed to Groundwater Stats Consulting. UG

Within Limit

Prediction Limit

Intrawell Parametric

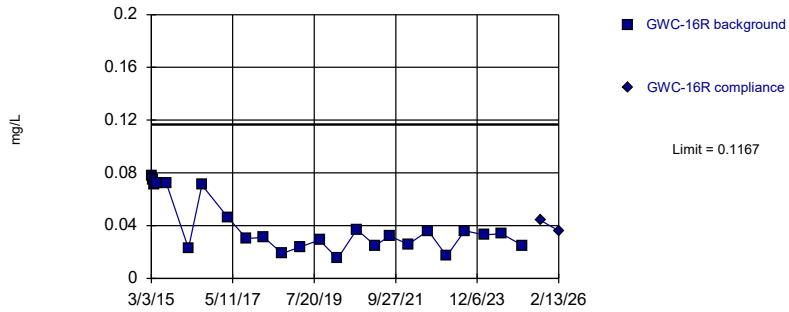

Background Data Summary (based on cube root transformation): Mean=0.3325, Std. Dev.=0.05636, n=24. Normality test: Shapiro Wilk @alpha = 0.01, calculated = 0.8902, critical = 0.884. Kappa = 2.772 (c=16, w=30, 1 of 2, event alpha = 0.05132). Report alpha = 0.0001097.

Constituent: Zinc Analysis Run 5/1/2026 4:30 PM View: Appendix I Intrawell

Plant Bowen Client: Southern Company Data: Bowen LF 3-8

Sanitas™ v.10.1.06e Software licensed to Groundwater Stats Consulting. UG
Hollow symbols indicate censored values.

Within Limit

Prediction Limit

Intrawell Non-parametric

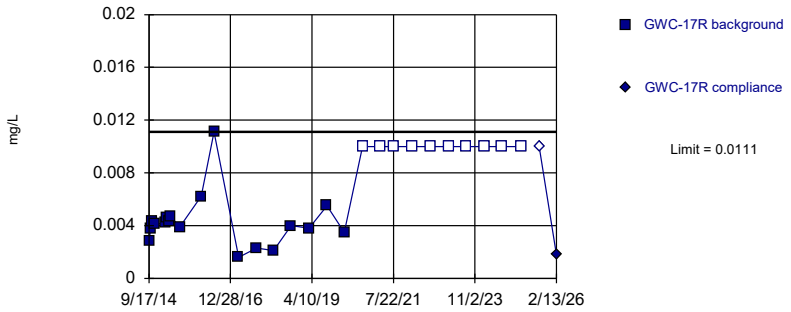

Non-parametric test used in lieu of parametric prediction limit because the Shapiro Wilk normality test showed the data to be non-normal at the 0.01 alpha level. Limit is highest of 28 background values. 35.71% NDs. Well-constituent pair annual alpha = 0.004669. Individual comparison alpha = 0.002337 (1 of 2).

Constituent: Zinc Analysis Run 5/1/2026 4:30 PM View: Appendix I Intrawell

Plant Bowen Client: Southern Company Data: Bowen LF 3-8

Sanitas™ v.10.1.06e Software licensed to Groundwater Stats Consulting. UG
Hollow symbols indicate censored values.

Within Limit

Prediction Limit

Intrawell Non-parametric

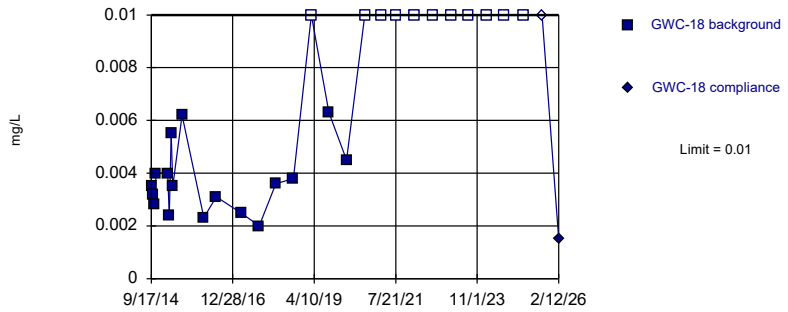

Non-parametric test used in lieu of parametric prediction limit because the Shapiro Wilk normality test showed the data to be non-normal at the 0.01 alpha level. Limit is highest of 28 background values. 39.29% NDs. Well-constituent pair annual alpha = 0.004669. Individual comparison alpha = 0.002337 (1 of 2).

Constituent: Zinc Analysis Run 5/1/2026 4:30 PM View: Appendix I Intrawell
Plant Bowen Client: Southern Company Data: Bowen LF 3-8

Sanitas™ v.10.1.06e Software licensed to Groundwater Stats Consulting. UG
Hollow symbols indicate censored values.

Within Limit

Prediction Limit

Intrawell Non-parametric

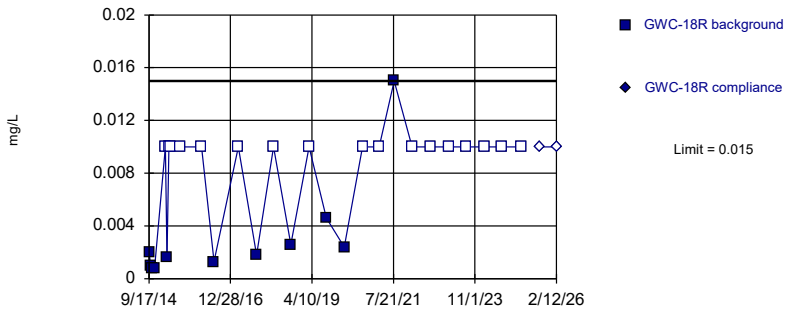

Non-parametric test used in lieu of parametric prediction limit because censored data exceeded 50%. Limit is highest of 28 background values. 60.71% NDs. Well-constituent pair annual alpha = 0.004669. Individual comparison alpha = 0.002337 (1 of 2).

Constituent: Zinc Analysis Run 5/1/2026 4:30 PM View: Appendix I Intrawell
Plant Bowen Client: Southern Company Data: Bowen LF 3-8

Sanitas™ v.10.1.06e Software licensed to Groundwater Stats Consulting. UG
Hollow symbols indicate censored values.

Within Limit

Prediction Limit

Intrawell Non-parametric

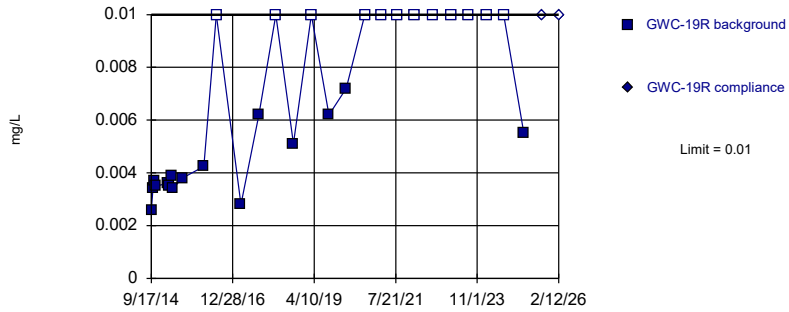

Non-parametric test used in lieu of parametric prediction limit because the Shapiro Wilk normality test showed the data to be non-normal at the 0.01 alpha level. Limit is highest of 28 background values. 42.86% NDs. Well-constituent pair annual alpha = 0.004669. Individual comparison alpha = 0.002337 (1 of 2).

Constituent: Zinc Analysis Run 5/1/2026 4:30 PM View: Appendix I Intrawell
Plant Bowen Client: Southern Company Data: Bowen LF 3-8

Sanitas™ v.10.1.06e Software licensed to Groundwater Stats Consulting. UG
Hollow symbols indicate censored values.

Within Limit

Prediction Limit

Intrawell Non-parametric

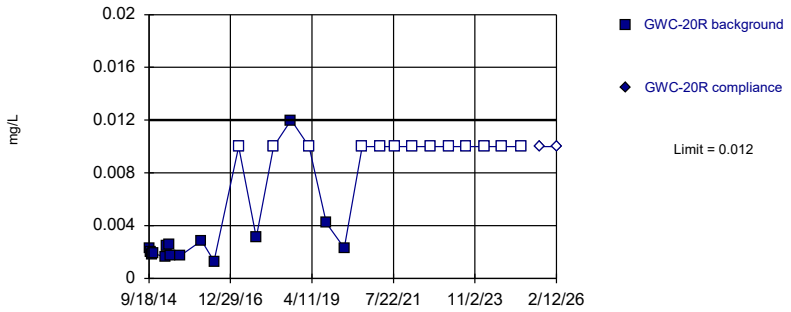

Non-parametric test used in lieu of parametric prediction limit because the Shapiro Wilk normality test showed the data to be non-normal at the 0.01 alpha level. Limit is highest of 28 background values. 46.43% NDs. Well-constituent pair annual alpha = 0.004669. Individual comparison alpha = 0.002337 (1 of 2).

Constituent: Zinc Analysis Run 5/1/2026 4:30 PM View: Appendix I Intrawell
Plant Bowen Client: Southern Company Data: Bowen LF 3-8

Sanitas™ v.10.1.06e Software licensed to Groundwater Stats Consulting. UG
Hollow symbols indicate censored values.

Within Limit

Prediction Limit

Intrawell Non-parametric

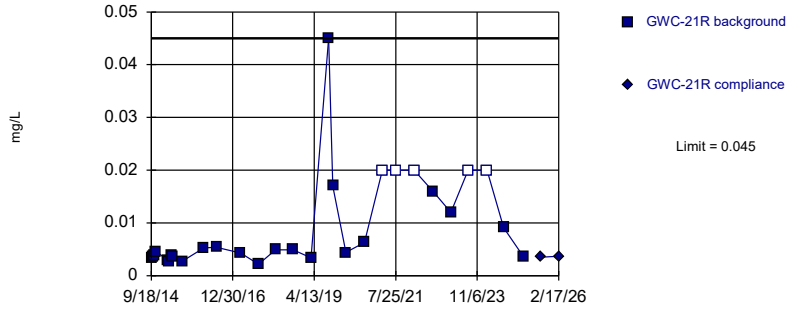

Non-parametric test used in lieu of parametric prediction limit because the Shapiro Wilk normality test showed the data to be non-normal at the 0.01 alpha level. Limit is highest of 29 background values. 17.24% NDs. Well-constituent pair annual alpha = 0.00434. Individual comparison alpha = 0.002172 (1 of 2).

Constituent: Zinc Analysis Run 5/1/2026 4:30 PM View: Appendix I Intrawell
Plant Bowen Client: Southern Company Data: Bowen LF 3-8

Sanitas™ v.10.1.06e Software licensed to Groundwater Stats Consulting. UG
Hollow symbols indicate censored values.

Exceeds Limit

Prediction Limit

Intrawell Non-parametric

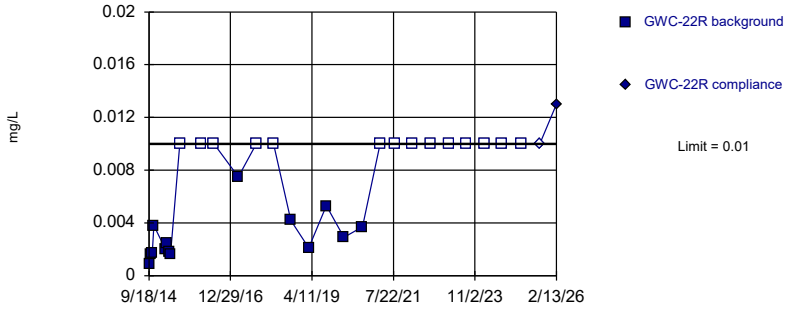

Non-parametric test used in lieu of parametric prediction limit because the Shapiro Wilk normality test showed the data to be non-normal at the 0.01 alpha level. Limit is highest of 28 background values. 50% NDs. Well-constituent pair annual alpha = 0.004669. Individual comparison alpha = 0.002337 (1 of 2).

Constituent: Zinc Analysis Run 5/1/2026 4:30 PM View: Appendix I Intrawell
Plant Bowen Client: Southern Company Data: Bowen LF 3-8

Sanitas™ v.10.1.06e Software licensed to Groundwater Stats Consulting. UG
Hollow symbols indicate censored values.

Within Limit

Prediction Limit

Intrawell Non-parametric

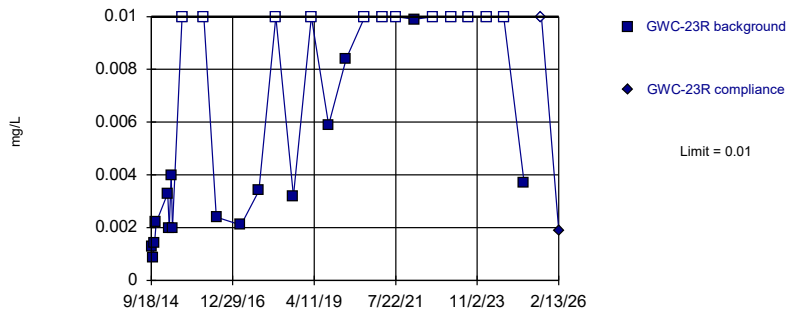

Non-parametric test used in lieu of parametric prediction limit because the Shapiro Wilk normality test showed the data to be non-normal at the 0.01 alpha level. Limit is highest of 28 background values. 42.86% NDs. Well-constituent pair annual alpha = 0.004669. Individual comparison alpha = 0.002337 (1 of 2).

Constituent: Zinc Analysis Run 5/1/2026 4:30 PM View: Appendix I Intrawell
Plant Bowen Client: Southern Company Data: Bowen LF 3-8

Sanitas™ v.10.1.06e Software licensed to Groundwater Stats Consulting. UG
Hollow symbols indicate censored values.

Within Limit

Prediction Limit

Intrawell Non-parametric

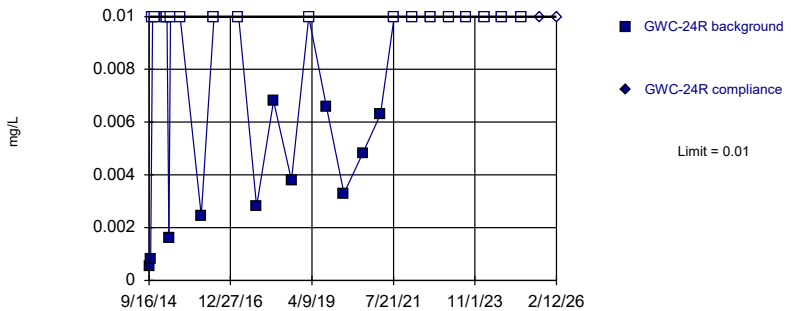

Non-parametric test used in lieu of parametric prediction limit because censored data exceeded 50%. Limit is highest of 28 background values. 60.71% NDs. Well-constituent pair annual alpha = 0.004669. Individual comparison alpha = 0.002337 (1 of 2).

Constituent: Zinc Analysis Run 5/1/2026 4:30 PM View: Appendix I Intrawell
Plant Bowen Client: Southern Company Data: Bowen LF 3-8

Sanitas™ v.10.1.06e Software licensed to Groundwater Stats Consulting. UG
Hollow symbols indicate censored values.

Within Limit

Prediction Limit

Intrawell Non-parametric

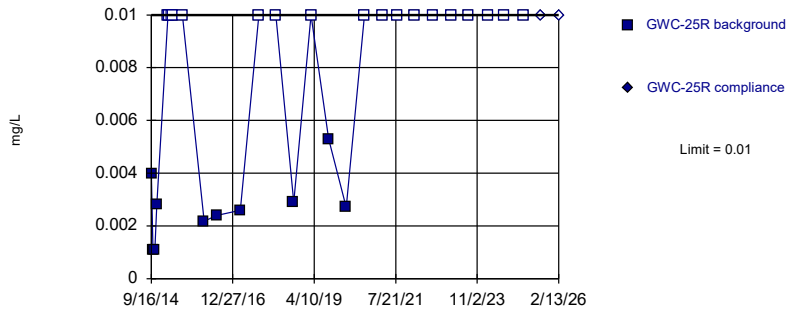

Non-parametric test used in lieu of parametric prediction limit because censored data exceeded 50%. Limit is highest of 28 background values. 64.29% NDs. Well-constituent pair annual alpha = 0.004669. Individual comparison alpha = 0.002337 (1 of 2).

Constituent: Zinc Analysis Run 5/1/2026 4:30 PM View: Appendix I Intrawell
Plant Bowen Client: Southern Company Data: Bowen LF 3-8

Sanitas™ v.10.1.06e Software licensed to Groundwater Stats Consulting. UG
Hollow symbols indicate censored values.

Within Limit

Prediction Limit

Intrawell Non-parametric

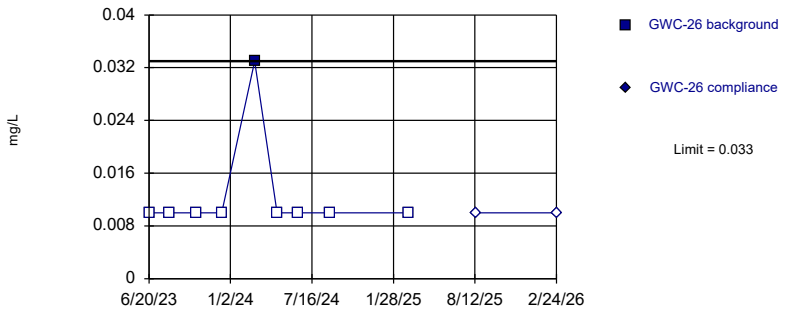

Non-parametric test used in lieu of parametric prediction limit because censored data exceeded 50%. Limit is highest of 9 background values. 88.89% NDs. Well-constituent pair annual alpha = 0.03586. Individual comparison alpha = 0.01809 (1 of 2).

Constituent: Zinc Analysis Run 5/1/2026 4:30 PM View: Appendix I Intrawell
Plant Bowen Client: Southern Company Data: Bowen LF 3-8

Sanitas™ v.10.1.06e Software licensed to Groundwater Stats Consulting. UG
Hollow symbols indicate censored values.

Within Limit

Prediction Limit

Intrawell Non-parametric

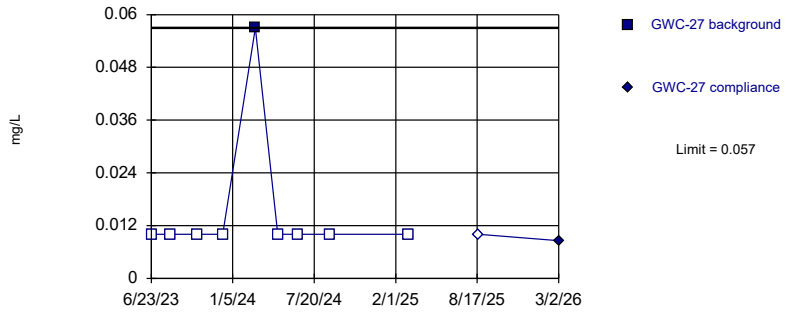

Non-parametric test used in lieu of parametric prediction limit because censored data exceeded 50%. Limit is highest of 9 background values. 88.89% NDs. Well-constituent pair annual alpha = 0.03586. Individual comparison alpha = 0.01809 (1 of 2).

Constituent: Zinc Analysis Run 5/1/2026 4:30 PM View: Appendix I Intrawell
Plant Bowen Client: Southern Company Data: Bowen LF 3-8

Sanitas™ v.10.1.06e Software licensed to Groundwater Stats Consulting. UG
Hollow symbols indicate censored values.

Within Limit

Prediction Limit

Intrawell Non-parametric

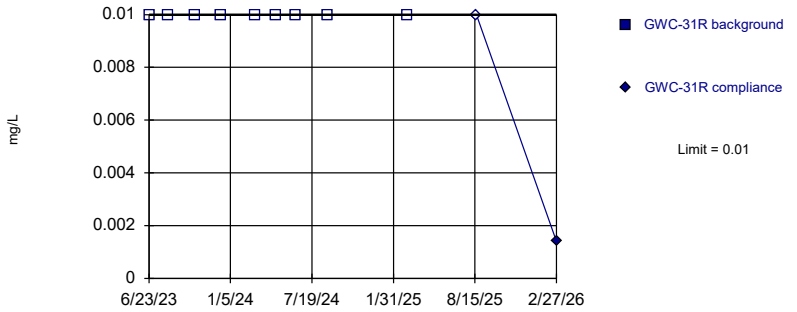

Non-parametric test used in lieu of parametric prediction limit because censored data exceeded 50%. All background values (n = 9) were censored; limit is most recent reporting limit. Well-constituent pair annual alpha = 0.03586. Individual comparison alpha = 0.01809 (1 of 2).

Constituent: Zinc Analysis Run 5/1/2026 4:30 PM View: Appendix I Intrawell
Plant Bowen Client: Southern Company Data: Bowen LF 3-8

Sanitas™ v.10.1.06e Software licensed to Groundwater Stats Consulting. UG
Hollow symbols indicate censored values.

Within Limit

Prediction Limit

Intrawell Non-parametric

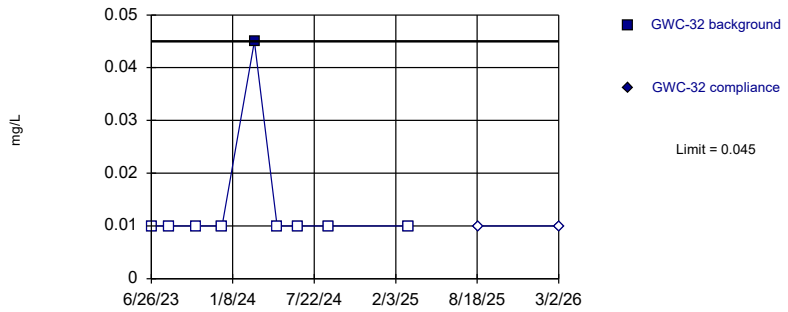

Non-parametric test used in lieu of parametric prediction limit because censored data exceeded 50%. Limit is highest of 9 background values. 88.89% NDs. Well-constituent pair annual alpha = 0.03586. Individual comparison alpha = 0.01809 (1 of 2).

Constituent: Zinc Analysis Run 5/1/2026 4:30 PM View: Appendix I Intrawell
Plant Bowen Client: Southern Company Data: Bowen LF 3-8

Sanitas™ v.10.1.06e Software licensed to Groundwater Stats Consulting. UG
Hollow symbols indicate censored values.

Within Limit

Prediction Limit

Intrawell Non-parametric

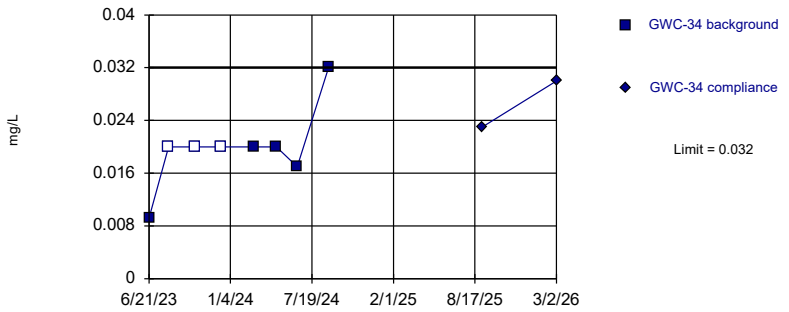

Non-parametric test used in lieu of parametric prediction limit because the Shapiro Wilk normality test showed the data to be non-normal at the 0.1 alpha level. Limit is highest of 8 background values. 37.5% NDs. Well-constituent pair annual alpha = 0.04242. Individual comparison alpha = 0.02144 (1 of 2).

Constituent: Zinc Analysis Run 5/1/2026 4:30 PM View: Appendix I Intrawell
Plant Bowen Client: Southern Company Data: Bowen LF 3-8

Sanitas™ v.10.1.06e Software licensed to Groundwater Stats Consulting. UG
Hollow symbols indicate censored values.

Within Limit

Prediction Limit

Intrawell Non-parametric

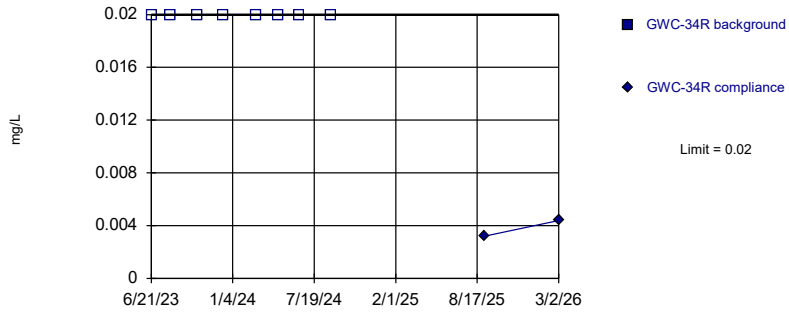

Non-parametric test used in lieu of parametric prediction limit because censored data exceeded 50%. All background values (n = 8) were censored; limit is most recent reporting limit. Well-constituent pair annual alpha = 0.04242. Individual comparison alpha = 0.02144 (1 of 2).

Constituent: Zinc Analysis Run 5/1/2026 4:30 PM View: Appendix I Intrawell
Plant Bowen Client: Southern Company Data: Bowen LF 3-8

Sanitas™ v.10.1.06e Software licensed to Groundwater Stats Consulting. UG
Hollow symbols indicate censored values.

Within Limit

Prediction Limit

Intrawell Parametric

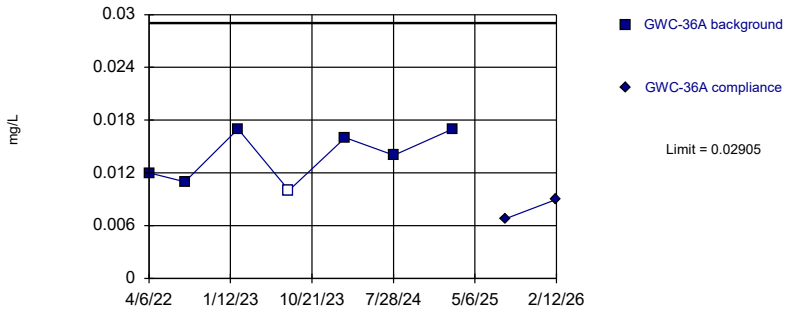

Background Data Summary: Mean=0.01386, Std. Dev.=0.002911, n=7, 14.29% NDs. Normality test: Shapiro Wilk @alpha = 0.1, calculated = 0.8938, critical = 0.838. Kappa = 5.217 (c=16, w=30, 1 of 2, event alpha = 0.05132). Report alpha = 0.0001097.

Constituent: Zinc Analysis Run 5/1/2026 4:31 PM View: Appendix I Intrawell
Plant Bowen Client: Southern Company Data: Bowen LF 3-8

Sanitas™ v.10.1.06e Software licensed to Groundwater Stats Consulting. UG
Hollow symbols indicate censored values.

Within Limit

Prediction Limit

Intrawell Parametric

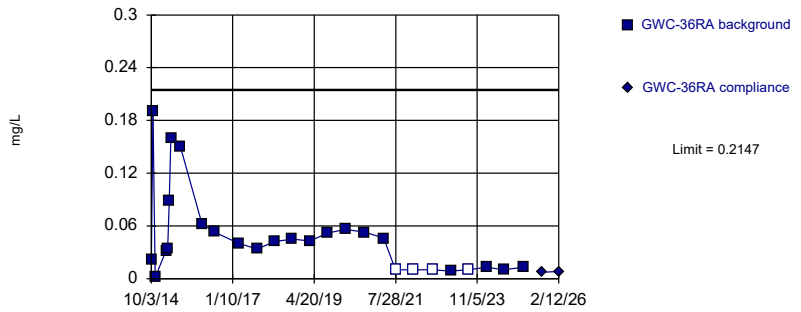

Background Data Summary (based on square root transformation): Mean=0.1958, Std. Dev.=0.09876, n=27, 14.81% NDs. Normality test: Shapiro Wilk @alpha = 0.01, calculated = 0.9107, critical = 0.894. Kappa = 2.71 (c=16, w=30, 1 of 2, event alpha = 0.05132). Report alpha = 0.0001097.

Constituent: Zinc Analysis Run 5/1/2026 4:31 PM View: Appendix I Intrawell
Plant Bowen Client: Southern Company Data: Bowen LF 3-8

Sanitas™ v.10.1.06e Software licensed to Groundwater Stats Consulting. UG
Hollow symbols indicate censored values.

Within Limit

Prediction Limit

Intrawell Parametric

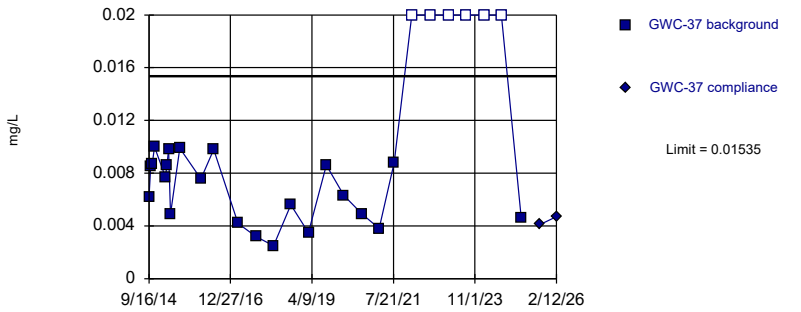

Background Data Summary (based on cube root transformation) (after Kaplan-Meier Adjustment): Mean=0.1815, Std. Dev.=0.02488, n=28, 21.43% NDs. Normality test: Shapiro Wilk @alpha = 0.01, calculated = 0.8984, critical = 0.896. Kappa = 2.692 (c=16, w=30, 1 of 2, event alpha = 0.05132). Report alpha = 0.0001097.

Constituent: Zinc Analysis Run 5/1/2026 4:31 PM View: Appendix I Intrawell
Plant Bowen Client: Southern Company Data: Bowen LF 3-8

Sanitas™ v.10.1.06e Software licensed to Groundwater Stats Consulting. UG
Hollow symbols indicate censored values.

Within Limit

Prediction Limit

Intrawell Non-parametric

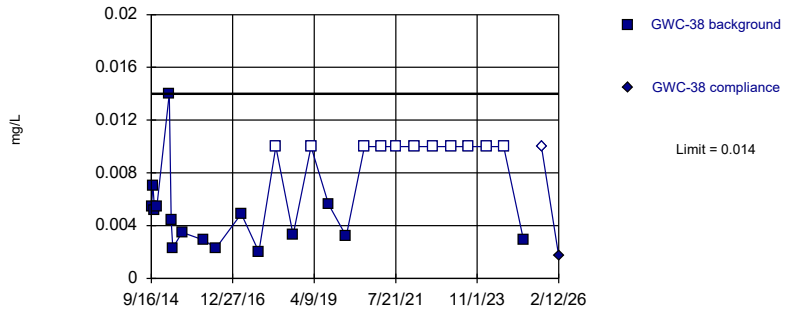

Non-parametric test used in lieu of parametric prediction limit because the Shapiro Wilk normality test showed the data to be non-normal at the 0.01 alpha level. Limit is highest of 27 background values. 40.74% NDs. Well-constituent pair annual alpha = 0.004998. Individual comparison alpha = 0.002502 (1 of 2).

Constituent: Zinc Analysis Run 5/1/2026 4:31 PM View: Appendix I Intrawell
Plant Bowen Client: Southern Company Data: Bowen LF 3-8

Prediction Limit

Constituent: Antimony (mg/L) Analysis Run 5/1/2026 4:32 PM View: Appendix I Intrawell

Plant Bowen Client: Southern Company Data: Bowen LF 3-8

	GWA-1	GWA-1
8/23/2007	<0.003	
10/23/2007	<0.003	
11/18/2007	<0.003	
1/30/2008	<0.003	
3/10/2008	<0.003	
5/13/2008	<0.003	
12/5/2008	<0.003	
4/15/2009	<0.003	
10/7/2009	<0.003	
5/3/2010	<0.003	
10/12/2010	<0.003	
4/27/2011	<0.003	
10/17/2011	0.0054	
5/2/2012	<0.003	
10/8/2012	<0.003	
4/12/2013	0.0058	
10/16/2013	0.01	
4/11/2014	0.0035 (J)	
9/30/2014	0.0068	
3/30/2015	0.0074	
10/13/2015	0.017	
3/22/2016	0.00567	
5/19/2016	0.00319	
7/29/2016	0.0025 (J)	
9/23/2016	0.0051	
11/9/2016	0.0097	
1/30/2017	0.0032	
3/30/2017	0.0028 (J)	
6/9/2017	0.0018 (J)	
10/2/2017	0.0014 (J)	
3/16/2018	0.0014 (J)	
9/17/2018	0.001 (J)	
3/20/2019	<0.003	
9/12/2019	0.0037	
3/11/2020	0.00079 (J)	
9/15/2020	0.0061	
3/16/2021	0.0014 (J)	
8/9/2021	0.0027 (J)	
2/1/2022	0.0028 (J)	
8/16/2022	0.0084	
2/16/2023	0.016	
7/27/2023	0.011	
2/22/2024	0.0014 (J)	
8/7/2024	0.0028 (J)	
2/27/2025	0.00062 (J)	
9/2/2025		0.0016 (J)
2/18/2026		0.0026

ND substitution: RL or RL/2 if <15% NDs.

Prediction Limit

Constituent: Antimony (mg/L) Analysis Run 5/1/2026 4:32 PM View: Appendix I Intrawell

Plant Bowen Client: Southern Company Data: Bowen LF 3-8

	GWA-2	GWA-2
8/23/2007	<0.002	
10/24/2007	<0.002	
11/18/2007	<0.002	
1/31/2008	<0.002	
3/11/2008	<0.002	
5/6/2008	<0.002	
12/4/2008	<0.002	
4/21/2009	<0.002	
10/7/2009	<0.002	
4/26/2010	<0.002	
10/4/2010	<0.002	
4/13/2011	<0.002	
10/5/2011	<0.002	
4/11/2012	<0.002	
10/9/2012	<0.002	
4/15/2013	<0.002	
10/15/2013	<0.002	
4/22/2014	<0.002	
9/30/2014	<0.002	
3/30/2015	<0.002	
10/13/2015	<0.002	
3/23/2016	<0.002	
5/20/2016	<0.002	
7/29/2016	<0.002	
9/23/2016	<0.002	
11/9/2016	0.001 (J)	
1/31/2017	<0.002	
3/30/2017	<0.002	
6/12/2017	0.0006 (J)	
10/2/2017	<0.002	
3/19/2018	<0.002	
9/14/2018	<0.002	
3/20/2019	<0.002	
9/12/2019	<0.002	
3/11/2020	<0.002	
9/15/2020	<0.002	
3/17/2021	<0.002	
8/9/2021	<0.002	
2/1/2022	<0.002	
8/16/2022	<0.002	
2/16/2023	<0.002	
7/27/2023	<0.002	
2/22/2024	<0.002	
8/7/2024	<0.002	
2/27/2025	<0.002	
9/2/2025		<0.002
2/18/2026		<0.002

ND substitution: RL or RL/2 if <15% NDs.

Prediction Limit

Constituent: Antimony (mg/L) Analysis Run 5/1/2026 4:32 PM View: Appendix I Intrawell

Plant Bowen Client: Southern Company Data: Bowen LF 3-8

	GWA-2R	GWA-2R
8/23/2007	<0.005	
10/24/2007	<0.005	
11/18/2007	<0.005	
1/31/2008	<0.005	
3/10/2008	<0.005	
5/13/2008	<0.005	
12/4/2008	<0.005	
4/21/2009	<0.005	
10/8/2009	<0.005	
4/21/2010	<0.005	
9/28/2010	<0.005	
4/12/2011	<0.005	
10/4/2011	<0.005	
4/3/2012	0.0053	
10/9/2012	<0.005	
4/11/2013	0.0075	
10/16/2013	<0.005	
4/10/2014	0.0081	
9/30/2014	0.0022 (J)	
3/30/2015	0.011	
10/13/2015	0.0045 (J)	
3/23/2016	0.00281 (J)	
5/19/2016	0.00264 (J)	
7/29/2016	0.0069	
9/22/2016	0.0066	
11/10/2016	0.0024 (J)	
1/31/2017	0.0064	
4/3/2017	0.0049	
6/9/2017	0.0024 (J)	
10/2/2017	0.0045	
3/16/2018	0.021 (O)	
9/14/2018	0.0054	
3/19/2019	0.0019 (J)	
9/13/2019	0.0044	
3/11/2020	0.002 (J)	
9/15/2020	0.0037	
3/16/2021	0.005	
8/9/2021	0.0033	
2/1/2022	0.0029 (J)	
8/16/2022	0.002 (J)	
2/16/2023	0.0048	
7/27/2023	0.0095	
2/26/2024	0.0019 (J)	
8/6/2024	0.0021 (J)	
2/27/2025	0.0042	
9/2/2025		0.0024
2/18/2026		0.0017 (J)

ND substitution: RL or RL/2 if <15% NDs.

Prediction Limit

Constituent: Antimony (mg/L) Analysis Run 5/1/2026 4:32 PM View: Appendix I Intrawell

Plant Bowen Client: Southern Company Data: Bowen LF 3-8

	GWA-3A	GWA-3A
8/23/2007	<0.002	
11/2/2007	<0.002	
11/18/2007	<0.002	
1/31/2008	<0.002	
3/11/2008	<0.002	
5/14/2008	<0.002	
12/5/2008	<0.002	
4/15/2009	<0.002	
10/8/2009	<0.002	
4/28/2010	<0.002	
10/6/2010	<0.002	
4/21/2011	<0.002	
10/13/2011	<0.002	
5/1/2012	<0.002	
10/9/2012	<0.002	
4/11/2013	<0.002	
10/16/2013	<0.002	
4/23/2014	<0.002	
10/4/2014	0.0031 (J)	
3/31/2015	0.0068	
10/12/2015	<0.002	
3/23/2016	0.0035	
5/23/2016	<0.002	
7/29/2016	0.0029 (J)	
9/22/2016	0.0041	
11/10/2016	0.0048	
1/31/2017	<0.002	
3/30/2017	0.001 (J)	
6/12/2017	0.0016 (J)	
10/4/2017	0.0009 (J)	
3/19/2018	0.0019 (J)	
9/17/2018	0.0011 (J)	
3/20/2019	0.0019 (J)	
9/13/2019	0.0013 (J)	
3/11/2020	0.0045	
3/29/2021	<0.002	
8/9/2021	<0.002	
2/2/2022	<0.002	
8/16/2022	<0.002	
2/17/2023	<0.002	
8/1/2023	<0.002	
2/22/2024	<0.002	
8/8/2024	<0.002	
2/26/2025	<0.002	
9/2/2025		<0.002
2/17/2026		<0.002

ND substitution: RL or RL/2 if <15% NDs.

Prediction Limit

Constituent: Antimony (mg/L) Analysis Run 5/1/2026 4:32 PM View: Appendix I Intrawell

Plant Bowen Client: Southern Company Data: Bowen LF 3-8

	GWA-4RZ	GWA-4RZ
5/20/2009	<0.002	
10/19/2009	<0.002	
4/27/2010	<0.002	
10/4/2010	<0.002	
4/14/2011	<0.002	
10/5/2011	<0.002	
4/11/2012	<0.002	
10/2/2012	<0.002	
4/11/2013	<0.002	
10/21/2013	<0.002	
4/23/2014	<0.002	
10/4/2014	<0.002	
3/31/2015	<0.002	
10/11/2015	<0.002	
2/22/2017	0.0018 (J)	
4/7/2017	0.0008 (J)	
6/14/2017	0.0011 (J)	
7/12/2017	0.0015 (J)	
7/20/2017	<0.002	
7/28/2017	<0.002	
8/9/2017	<0.002	
8/24/2017	0.0007 (J)	
10/3/2017	<0.002	
3/21/2018	<0.002	
9/18/2018	<0.002	
3/21/2019	<0.002	
9/13/2019	0.00052 (J)	
3/12/2020	0.0017 (J)	
9/17/2020	0.00087 (J)	
3/16/2021	0.00082 (J)	
8/10/2021	0.0013 (J)	
2/3/2022	<0.002	
8/17/2022	<0.002	
2/17/2023	<0.002	
7/28/2023	<0.002	
2/27/2024	<0.002	
8/8/2024	<0.002	
2/28/2025	<0.002	
9/3/2025		<0.002
2/18/2026		<0.002

ND substitution: RL or RL/2 if <15% NDs.

Prediction Limit

Constituent: Antimony (mg/L) Analysis Run 5/1/2026 4:32 PM View: Appendix I Intrawell

Plant Bowen Client: Southern Company Data: Bowen LF 3-8

	GWA-39RZ	GWA-39RZ
2/21/2017	0.0057	
3/27/2017	0.0013 (J)	
6/8/2017	0.0035	
7/17/2017	0.005	
7/27/2017	0.0033	
8/9/2017	0.0012 (J)	
9/29/2017	0.0013 (J)	
3/16/2018	0.0078	
9/14/2018	0.0056	
3/14/2019	0.014 (O)	
9/11/2019	0.0098	
3/9/2020	0.0013 (J)	
9/16/2020	0.0028 (J)	
3/16/2021	0.00041 (J)	
8/6/2021	<0.003	
2/2/2022	<0.003	
8/16/2022	0.001 (J)	
2/14/2023	0.0019 (J)	
7/25/2023	<0.003	
2/19/2024	0.0016 (J)	
8/1/2024	0.00097 (J)	
2/26/2025	0.0022 (J)	
8/28/2025		0.0011 (J)
2/18/2026		0.0015 (J)

ND substitution: RL or RL/2 if <15% NDs.

Prediction Limit

Constituent: Antimony (mg/L) Analysis Run 5/1/2026 4:32 PM View: Appendix I Intrawell

Plant Bowen Client: Southern Company Data: Bowen LF 3-8

	GWA-39Z	GWA-39Z
3/14/2016	<0.002	
5/11/2016	0.000839 (J)	
7/19/2016	0.0024 (J)	
9/15/2016	0.0009 (J)	
11/2/2016	0.001 (J)	
1/18/2017	0.0017 (J)	
3/28/2017	0.0006 (J)	
6/7/2017	0.0003 (J)	
9/26/2017	<0.002	
3/14/2018	<0.002	
9/12/2018	<0.002	
3/15/2019	<0.002	
9/9/2019	0.00079 (J)	
3/9/2020	0.0011 (J)	
9/10/2020	0.0003 (J)	
3/12/2021	0.0039	
8/4/2021	0.00083 (J)	
1/31/2022	<0.002	
8/10/2022	<0.002	
2/13/2023	0.00087 (J)	
7/26/2023	0.0028 (J)	
2/19/2024	0.00081 (J)	
8/1/2024	<0.002	
2/25/2025	<0.002	
8/28/2025		<0.002
2/18/2026		<0.002

ND substitution: RL or RL/2 if <15% NDs.

Prediction Limit

Constituent: Antimony (mg/L) Analysis Run 5/1/2026 4:32 PM View: Appendix I Intrawell

Plant Bowen Client: Southern Company Data: Bowen LF 3-8

	GWA-40	GWA-40
3/15/2016	<0.002	
5/11/2016	<0.002	
7/21/2016	<0.002	
9/15/2016	<0.002	
11/3/2016	0.0021 (J)	
1/17/2017	<0.002	
3/24/2017	<0.002	
5/24/2017	<0.002	
9/26/2017	<0.002	
3/14/2018	<0.002	
9/12/2018	<0.002	
3/13/2019	<0.002	
9/9/2019	<0.002	
3/9/2020	<0.002	
9/11/2020	<0.002	
3/10/2021	<0.002	
8/4/2021	<0.002	
1/31/2022	0.0014 (J)	
8/12/2022	<0.002	
2/13/2023	<0.002	
7/26/2023	<0.002	
2/19/2024	<0.002	
8/1/2024	<0.002	
2/25/2025	<0.002	
8/27/2025		<0.002
2/16/2026		<0.002

ND substitution: RL or RL/2 if <15% NDs.

Prediction Limit

Constituent: Antimony (mg/L) Analysis Run 5/1/2026 4:32 PM View: Appendix I Intrawell

Plant Bowen Client: Southern Company Data: Bowen LF 3-8

	GWA-41	GWA-41
3/15/2016	<0.002	
5/12/2016	<0.002	
7/20/2016	<0.002	
9/15/2016	<0.002	
11/3/2016	<0.002	
1/18/2017	<0.002	
3/24/2017	<0.002	
6/6/2017	<0.002	
9/25/2017	<0.002	
3/14/2018	<0.002	
9/12/2018	<0.002	
3/14/2019	<0.002	
9/10/2019	<0.002	
3/6/2020	<0.002	
9/10/2020	<0.002	
3/11/2021	0.00038 (J)	
8/4/2021	<0.002	
1/31/2022	<0.002	
8/11/2022	<0.002	
2/13/2023	<0.002	
7/25/2023	0.0029 (J)	
2/19/2024	<0.002	
8/1/2024	<0.002	
2/25/2025	<0.002	
8/28/2025		<0.002
2/16/2026		<0.002

ND substitution: RL or RL/2 if <15% NDs.

Prediction Limit

Constituent: Antimony (mg/L) Analysis Run 5/1/2026 4:32 PM View: Appendix I Intrawell

Plant Bowen Client: Southern Company Data: Bowen LF 3-8

	GWA-41R	GWA-41R
3/15/2016	<0.002	
5/13/2016	<0.002	
7/21/2016	0.0007 (J)	
9/21/2016	<0.002	
11/3/2016	<0.002	
1/17/2017	<0.002	
3/27/2017	0.0008 (J)	
6/6/2017	<0.002	
9/25/2017	0.0035	
3/14/2018	<0.002	
9/12/2018	0.003 (J)	
3/14/2019	<0.002	
9/10/2019	0.0029 (J)	
3/9/2020	0.0037	
9/10/2020	0.0019 (J)	
3/10/2021	0.00037 (J)	
8/4/2021	<0.002	
1/31/2022	0.0011 (J)	
8/11/2022	<0.002	
2/13/2023	0.0045	
7/25/2023	0.0021 (J)	
2/19/2024	<0.002	
8/1/2024	0.00085 (J)	
2/25/2025	0.0089 (o)	
8/27/2025		0.0027
2/16/2026		<0.002

ND substitution: RL or RL/2 if <15% NDs.

Prediction Limit

Constituent: Antimony (mg/L) Analysis Run 5/1/2026 4:32 PM View: Appendix I Intrawell

Plant Bowen Client: Southern Company Data: Bowen LF 3-8

	GWA-42	GWA-42
3/11/2016	<0.002	
5/16/2016	<0.002	
7/22/2016	0.002 (J)	
9/19/2016	<0.002	
11/3/2016	<0.002	
1/17/2017	<0.002	
3/27/2017	<0.002	
6/7/2017	<0.002	
9/26/2017	<0.002	
3/14/2018	<0.002	
9/14/2018	<0.002	
3/14/2019	<0.002	
9/10/2019	<0.002	
3/6/2020	<0.002	
9/10/2020	<0.002	
3/11/2021	<0.002	
8/4/2021	<0.002	
1/31/2022	<0.002	
8/10/2022	<0.002	
2/13/2023	<0.002	
7/26/2023	<0.002	
2/20/2024	<0.002	
8/1/2024	<0.002	
2/25/2025	<0.002	
8/28/2025		<0.002
2/16/2026		<0.002

ND substitution: RL or RL/2 if <15% NDs.

Prediction Limit

Constituent: Antimony (mg/L) Analysis Run 5/1/2026 4:32 PM View: Appendix I Intrawell

Plant Bowen Client: Southern Company Data: Bowen LF 3-8

	GWA-43	GWA-43
3/11/2016	<0.002	
5/13/2016	<0.002	
7/19/2016	0.0004 (J)	
9/16/2016	<0.002	
11/2/2016	<0.002	
1/18/2017	<0.002	
3/28/2017	<0.002	
6/6/2017	<0.002	
9/22/2017	<0.002	
3/14/2018	<0.002	
9/12/2018	<0.002	
3/13/2019	<0.002	
9/11/2019	<0.002	
3/9/2020	0.00062 (J)	
9/11/2020	<0.002	
3/11/2021	<0.002	
8/6/2021	<0.002	
1/31/2022	<0.002	
8/11/2022	<0.002	
2/14/2023	<0.002	
7/25/2023	<0.002	
2/20/2024	<0.002	
8/2/2024	<0.002	
2/25/2025	<0.002	
8/28/2025		<0.002
2/16/2026		<0.002

ND substitution: RL or RL/2 if <15% NDs.

Prediction Limit

Constituent: Antimony (mg/L) Analysis Run 5/1/2026 4:32 PM View: Appendix I Intrawell

Plant Bowen Client: Southern Company Data: Bowen LF 3-8

	GWA-43R	GWA-43R
3/11/2016	<0.002	
5/13/2016	<0.002	
7/19/2016	<0.002	
9/16/2016	<0.002	
11/2/2016	<0.002	
1/18/2017	0.0013 (J)	
3/28/2017	<0.002	
6/6/2017	0.0007 (J)	
9/22/2017	0.0012 (J)	
3/15/2018	<0.002	
9/12/2018	<0.002	
3/13/2019	<0.002	
9/11/2019	0.00029 (J)	
3/9/2020	0.00037 (J)	
9/14/2020	<0.002	
3/11/2021	0.00074 (J)	
8/5/2021	<0.002	
1/31/2022	<0.002	
8/10/2022	<0.002	
2/13/2023	<0.002	
7/25/2023	<0.002	
2/20/2024	0.0015 (J)	
8/2/2024	0.00086 (J)	
2/25/2025	<0.002	
8/28/2025		<0.002
2/16/2026		<0.002

ND substitution: RL or RL/2 if <15% NDs.

Prediction Limit

Constituent: Antimony (mg/L) Analysis Run 5/1/2026 4:32 PM View: Appendix I Intrawell

Plant Bowen Client: Southern Company Data: Bowen LF 3-8

	GWA-50	GWA-50
12/12/2008	<0.002	
4/23/2009	<0.002	
10/6/2009	<0.002	
4/27/2010	<0.002	
9/30/2010	<0.002	
4/14/2011	<0.002	
10/5/2011	<0.002	
4/11/2012	<0.002	
10/2/2012	<0.002	
4/9/2013	<0.002	
10/15/2013	<0.002	
4/10/2014	<0.002	
10/1/2014	<0.002	
3/30/2015	<0.002	
10/11/2015	<0.002	
3/28/2016	0.00139 (J)	
5/23/2016	0.000677 (J)	
8/1/2016	0.001 (J)	
9/26/2016	<0.002	
11/10/2016	0.0022 (J)	
1/30/2017	<0.002	
4/7/2017	<0.002	
6/12/2017	0.001 (J)	
10/2/2017	<0.002	
3/16/2018	<0.002	
9/17/2018	<0.002	
3/19/2019	<0.002	
9/13/2019	<0.002	
3/11/2020	0.0005 (J)	
9/16/2020	<0.002	
3/17/2021	<0.002	
8/9/2021	<0.002	
2/1/2022	0.0015 (J)	
8/16/2022	<0.002	
2/16/2023	<0.002	
7/28/2023	<0.002	
2/22/2024	<0.002	
8/8/2024	<0.002	
2/27/2025	<0.002	
9/2/2025		<0.002
2/17/2026		<0.002

ND substitution: RL or RL/2 if <15% NDs.

Prediction Limit

Constituent: Antimony (mg/L) Analysis Run 5/1/2026 4:32 PM View: Appendix I Intrawell

Plant Bowen Client: Southern Company Data: Bowen LF 3-8

	GWA-50R	GWA-50R
12/12/2008	<0.002	
4/23/2009	<0.002	
10/6/2009	<0.002	
5/3/2010	<0.002	
10/11/2010	<0.002	
4/27/2011	<0.002	
10/19/2011	<0.002	
5/1/2012	<0.002	
10/2/2012	<0.002	
4/10/2013	<0.002	
10/16/2013	<0.002	
4/22/2014	<0.002	
10/1/2014	<0.002	
3/30/2015	<0.002	
10/11/2015	<0.002	
3/28/2016	<0.002	
5/25/2016	<0.002	
8/1/2016	0.0009 (J)	
9/26/2016	<0.002	
11/11/2016	<0.002	
1/30/2017	<0.002	
4/3/2017	<0.002	
6/12/2017	<0.002	
10/2/2017	<0.002	
3/16/2018	<0.002	
9/18/2018	<0.002	
3/19/2019	<0.002	
9/12/2019	<0.002	
3/11/2020	<0.002	
9/15/2020	0.00048 (J)	
3/17/2021	<0.002	
8/9/2021	<0.002	
2/2/2022	<0.002	
8/17/2022	<0.002	
2/16/2023	<0.002	
7/28/2023	<0.002	
2/22/2024	<0.002	
8/8/2024	<0.002	
2/28/2025	<0.002	
9/2/2025		<0.002
2/17/2026		<0.002

ND substitution: RL or RL/2 if <15% NDs.

Prediction Limit

Constituent: Antimony (mg/L) Analysis Run 5/1/2026 4:32 PM View: Appendix I Intrawell

Plant Bowen Client: Southern Company Data: Bowen LF 3-8

	GWC-16R	GWC-16R
9/16/2014	<0.005	
10/4/2014	<0.005	
10/21/2014	<0.005	
11/11/2014	<0.005	
3/3/2015	<0.005	
3/18/2015	<0.005	
4/6/2015	<0.005	
4/23/2015	<0.005	
7/29/2015	<0.005	
3/3/2016	0.00472	
5/10/2016	0.0047	
7/13/2016	0.0083	
9/15/2016	0.0013 (J)	
11/2/2016	0.0021 (J)	
1/11/2017	0.0086	
3/20/2017	0.0187	
5/23/2017	0.0097	
9/21/2017	0.0078	
3/14/2018	0.015	
9/7/2018	0.0026 (J)	
3/11/2019	0.02	
9/9/2019	0.011	
3/4/2020	0.019	
9/9/2020	0.015	
3/9/2021	0.018	
7/30/2021	0.019	
1/28/2022	0.027	
8/11/2022	0.0099	
2/10/2023	0.02	
8/4/2023	0.012	
2/15/2024	0.022	
7/31/2024	0.0053	
2/25/2025	0.013	
8/21/2025		0.018
2/13/2026		0.0092

ND substitution: RL or RL/2 if <15% NDs.

Prediction Limit

Constituent: Antimony (mg/L) Analysis Run 5/1/2026 4:32 PM View: Appendix I Intrawell

Plant Bowen Client: Southern Company Data: Bowen LF 3-8

	GWC-17R	GWC-17R
9/17/2014	<0.002	
10/4/2014	<0.002	
10/21/2014	<0.002	
11/11/2014	<0.002	
3/3/2015	<0.002	
3/18/2015	<0.002	
4/6/2015	<0.002	
4/23/2015	<0.002	
7/29/2015	<0.002	
3/4/2016	0.00118 (J)	
5/10/2016	0.000641 (J)	
7/14/2016	0.0022 (J)	
9/14/2016	0.0012 (J)	
11/1/2016	<0.002	
1/11/2017	<0.002	
3/21/2017	<0.002	
5/23/2017	<0.002	
9/22/2017	<0.002	
3/14/2018	<0.002	
9/11/2018	<0.002	
3/12/2019	<0.002	
9/10/2019	<0.002	
3/5/2020	<0.002	
9/9/2020	<0.002	
3/10/2021	<0.002	
7/30/2021	<0.002	
1/28/2022	<0.002	
8/11/2022	<0.002	
2/10/2023	<0.002	
8/3/2023	0.0033	
2/15/2024	0.00063 (J)	
7/31/2024	<0.002	
2/25/2025	<0.002	
8/22/2025		<0.002
2/13/2026		<0.002

ND substitution: RL or RL/2 if <15% NDs.

Prediction Limit

Constituent: Antimony (mg/L) Analysis Run 5/1/2026 4:32 PM View: Appendix I Intrawell

Plant Bowen Client: Southern Company Data: Bowen LF 3-8

	GWC-18	GWC-18
9/17/2014	<0.002	
10/4/2014	<0.002	
10/21/2014	<0.002	
11/5/2014	<0.002	
3/3/2015	<0.002	
3/18/2015	<0.002	
4/7/2015	<0.002	
4/23/2015	<0.002	
7/29/2015	<0.002	
3/7/2016	<0.002	
5/5/2016	<0.002	
7/13/2016	0.0003 (J)	
9/13/2016	<0.002	
10/31/2016	<0.002	
1/12/2017	<0.002	
3/23/2017	<0.002	
5/23/2017	<0.002	
9/25/2017	<0.002	
3/14/2018	<0.002	
9/11/2018	<0.002	
3/12/2019	<0.002	
9/9/2019	<0.002	
3/6/2020	0.00049 (J)	
9/9/2020	<0.002	
2/26/2021	<0.002	
7/29/2021	<0.002	
1/28/2022	<0.002	
8/10/2022	<0.002	
2/9/2023	<0.002	
8/3/2023	<0.002	
2/14/2024	<0.002	
7/31/2024	<0.002	
2/20/2025	<0.002	
8/26/2025		<0.002
2/12/2026		<0.002

ND substitution: RL or RL/2 if <15% NDs.

Prediction Limit

Constituent: Antimony (mg/L) Analysis Run 5/1/2026 4:32 PM View: Appendix I Intrawell

Plant Bowen Client: Southern Company Data: Bowen LF 3-8

	GWC-18R	GWC-18R
9/17/2014	<0.002	
10/4/2014	<0.002	
10/21/2014	<0.002	
11/11/2014	<0.002	
3/3/2015	<0.002	
3/18/2015	<0.002	
4/7/2015	<0.002	
4/23/2015	<0.002	
7/29/2015	<0.002	
3/7/2016	<0.002	
5/5/2016	0.000672 (J)	
7/13/2016	0.0008 (J)	
9/12/2016	<0.002	
11/1/2016	<0.002	
1/11/2017	<0.002	
3/20/2017	0.0005 (J)	
5/22/2017	<0.002	
9/21/2017	0.0008 (J)	
3/14/2018	<0.002	
9/7/2018	<0.002	
3/12/2019	0.00091 (J)	
9/6/2019	0.00028 (J)	
3/5/2020	0.00068 (J)	
9/9/2020	<0.002	
2/26/2021	0.00059 (J)	
7/29/2021	0.0024 (J)	
1/27/2022	<0.002	
8/10/2022	<0.002	
2/9/2023	<0.002	
8/4/2023	<0.002	
2/14/2024	<0.002	
7/31/2024	<0.002	
2/19/2025	<0.002	
8/22/2025		<0.002
2/12/2026		<0.002

ND substitution: RL or RL/2 if <15% NDs.

Prediction Limit

Constituent: Antimony (mg/L) Analysis Run 5/1/2026 4:32 PM View: Appendix I Intrawell

Plant Bowen Client: Southern Company Data: Bowen LF 3-8

	GWC-19R	GWC-19R
9/17/2014	<0.002	
10/4/2014	<0.002	
10/21/2014	<0.002	
11/5/2014	<0.002	
3/3/2015	<0.002	
3/19/2015	<0.002	
4/7/2015	<0.002	
4/24/2015	<0.002	
7/29/2015	<0.002	
3/7/2016	<0.002	
5/9/2016	<0.002	
7/14/2016	0.0006 (J)	
9/12/2016	<0.002	
10/31/2016	<0.002	
1/11/2017	<0.002	
3/21/2017	<0.002	
5/22/2017	<0.002	
9/20/2017	<0.002	
3/14/2018	<0.002	
9/10/2018	<0.002	
3/12/2019	<0.002	
9/9/2019	<0.002	
3/4/2020	<0.002	
9/9/2020	<0.002	
2/26/2021	<0.002	
8/3/2021	<0.002	
1/27/2022	<0.002	
8/9/2022	<0.002	
2/9/2023	<0.002	
8/4/2023	<0.002	
2/14/2024	<0.002	
7/31/2024	0.00091 (J)	
2/20/2025	<0.002	
8/27/2025		<0.002
2/12/2026		<0.002

ND substitution: RL or RL/2 if <15% NDs.

Prediction Limit

Constituent: Antimony (mg/L) Analysis Run 5/1/2026 4:32 PM View: Appendix I Intrawell

Plant Bowen Client: Southern Company Data: Bowen LF 3-8

	GWC-20R	GWC-20R
9/18/2014	<0.002	
10/5/2014	<0.002	
10/22/2014	<0.002	
11/5/2014	<0.002	
3/4/2015	<0.002	
3/19/2015	<0.002	
4/7/2015	<0.002	
4/24/2015	<0.002	
7/30/2015	<0.002	
3/8/2016	<0.002	
5/9/2016	<0.002	
7/14/2016	0.0004 (J)	
9/12/2016	<0.002	
10/31/2016	<0.002	
1/12/2017	<0.002	
3/22/2017	<0.002	
5/22/2017	<0.002	
9/19/2017	<0.002	
3/14/2018	<0.002	
9/10/2018	<0.002	
3/12/2019	<0.002	
9/6/2019	<0.002	
3/5/2020	<0.002	
9/4/2020	<0.002	
3/9/2021	<0.002	
8/2/2021	<0.002	
1/27/2022	<0.002	
8/9/2022	<0.002	
2/10/2023	<0.002	
8/3/2023	<0.002	
2/15/2024	<0.002	
8/1/2024	<0.002	
2/20/2025	<0.002	
8/26/2025		<0.002
2/12/2026		<0.002

ND substitution: RL or RL/2 if <15% NDs.

Prediction Limit

Constituent: Antimony (mg/L) Analysis Run 5/1/2026 4:32 PM View: Appendix I Intrawell

Plant Bowen Client: Southern Company Data: Bowen LF 3-8

	GWC-21R	GWC-21R
9/18/2014	<0.002	
10/5/2014	<0.002	
10/22/2014	<0.002	
11/5/2014	<0.002	
3/4/2015	<0.002	
3/19/2015	<0.002	
4/8/2015	<0.002	
4/24/2015	<0.002	
7/30/2015	<0.002	
3/8/2016	0.00318	
5/9/2016	0.00454	
7/15/2016	0.0056	
9/9/2016	0.0033	
10/27/2016	0.0046	
1/12/2017	0.0064	
3/21/2017	0.0058	
5/23/2017	0.0023 (J)	
9/19/2017	0.0018 (J)	
3/14/2018	0.0063	
9/10/2018	0.0033	
3/11/2019	0.0029 (J)	
9/6/2019	0.01	
10/21/2019	0.002 (J)	
3/3/2020	0.0019 (J)	
9/8/2020	0.0041	
3/9/2021	0.0024 (J)	
8/2/2021	0.0048	
1/28/2022	0.0061	
8/10/2022	0.0081	
2/9/2023	0.0064	
8/4/2023	0.003	
2/15/2024	0.0017 (J)	
8/2/2024	0.005	
2/25/2025	0.00093 (J)	
8/22/2025		<0.002
2/17/2026		0.00045 (J)

ND substitution: RL or RL/2 if <15% NDs.

Prediction Limit

Constituent: Antimony (mg/L) Analysis Run 5/1/2026 4:32 PM View: Appendix I Intrawell

Plant Bowen Client: Southern Company Data: Bowen LF 3-8

	GWC-22R	GWC-22R
9/18/2014	<0.003	
10/5/2014	<0.003	
10/22/2014	<0.003	
11/5/2014	<0.003	
3/4/2015	<0.003	
3/19/2015	<0.003	
4/8/2015	<0.003	
4/24/2015	<0.003	
7/30/2015	<0.003	
3/7/2016	<0.003	
5/5/2016	<0.003	
7/14/2016	<0.003	
9/12/2016	<0.003	
10/27/2016	<0.003	
1/13/2017	<0.003	
3/20/2017	<0.003	
5/23/2017	<0.003	
9/19/2017	<0.003	
3/13/2018	<0.003	
9/7/2018	<0.003	
3/11/2019	<0.003	
9/5/2019	<0.003	
3/3/2020	<0.003	
9/8/2020	<0.003	
3/9/2021	<0.003	
8/2/2021	<0.003	
1/27/2022	<0.003	
8/10/2022	<0.003	
2/9/2023	<0.003	
8/3/2023	<0.003	
2/15/2024	<0.003	
7/31/2024	<0.003	
2/20/2025	0.001 (J)	
8/26/2025		0.0012 (J)
2/13/2026		0.0027

ND substitution: RL or RL/2 if <15% NDs.

Prediction Limit

Constituent: Antimony (mg/L) Analysis Run 5/1/2026 4:32 PM View: Appendix I Intrawell

Plant Bowen Client: Southern Company Data: Bowen LF 3-8

	GWC-23R	GWC-23R
9/18/2014	<0.002	
10/5/2014	<0.002	
10/22/2014	<0.002	
11/5/2014	<0.002	
3/4/2015	<0.002	
3/20/2015	<0.002	
4/8/2015	<0.002	
4/23/2015	<0.002	
7/30/2015	<0.002	
3/9/2016	<0.002	
5/6/2016	0.000666 (J)	
7/15/2016	0.0004 (J)	
9/14/2016	0.0022 (J)	
11/1/2016	<0.002	
1/25/2017	<0.002	
3/22/2017	0.0006 (J)	
5/24/2017	<0.002	
9/21/2017	<0.002	
3/14/2018	<0.002	
9/11/2018	<0.002	
3/12/2019	<0.002	
9/6/2019	0.00029 (J)	
3/5/2020	<0.002	
9/9/2020	<0.002	
3/10/2021	<0.002	
7/30/2021	<0.002	
1/28/2022	<0.002	
8/11/2022	<0.002	
2/10/2023	<0.002	
8/3/2023	<0.002	
2/16/2024	0.00083 (J)	
7/31/2024	<0.002	
2/25/2025	<0.002	
8/21/2025		<0.002
2/13/2026		<0.002

ND substitution: RL or RL/2 if <15% NDs.

Prediction Limit

Constituent: Antimony (mg/L) Analysis Run 5/1/2026 4:32 PM View: Appendix I Intrawell

Plant Bowen Client: Southern Company Data: Bowen LF 3-8

	GWC-24R	GWC-24R
9/16/2014	<0.002	
10/4/2014	<0.002	
10/23/2014	<0.002	
11/10/2014	<0.002	
3/4/2015	<0.002	
3/20/2015	<0.002	
4/8/2015	<0.002	
4/23/2015	<0.002	
7/30/2015	<0.002	
3/4/2016	0.0015 (J)	
5/5/2016	0.000761 (J)	
7/12/2016	0.0094 (O)	
9/13/2016	0.0072 (O)	
10/27/2016	0.005	
1/13/2017	0.0012 (J)	
3/20/2017	0.0014 (J)	
5/19/2017	0.0006 (J)	
9/19/2017	<0.002	
3/13/2018	0.0016 (J)	
9/11/2018	<0.002	
3/8/2019	<0.002	
9/5/2019	0.00033 (J)	
3/3/2020	<0.002	
9/9/2020	0.00094 (J)	
3/9/2021	0.00035 (J)	
7/29/2021	0.0011 (J)	
1/28/2022	<0.002	
8/9/2022	<0.002	
2/9/2023	<0.002	
8/3/2023	<0.002	
2/15/2024	<0.002	
7/31/2024	<0.002	
2/24/2025	0.0013 (J)	
8/26/2025		<0.002
2/12/2026		<0.002

ND substitution: RL or RL/2 if <15% NDs.

Prediction Limit

Constituent: Antimony (mg/L) Analysis Run 5/1/2026 4:32 PM View: Appendix I Intrawell

Plant Bowen Client: Southern Company Data: Bowen LF 3-8

	GWC-25R	GWC-25R
9/16/2014	<0.002	
10/4/2014	<0.002	
10/23/2014	<0.002	
11/10/2014	<0.002	
3/4/2015	<0.002	
3/20/2015	<0.002	
4/9/2015	<0.002	
4/23/2015	<0.002	
7/30/2015	<0.002	
3/8/2016	0.00198 (J)	
5/4/2016	0.00107 (J)	
7/18/2016	0.0004 (J)	
9/13/2016	0.0028 (J)	
10/27/2016	0.0011 (J)	
1/13/2017	<0.002	
3/16/2017	0.0009 (J)	
5/19/2017	<0.002	
9/19/2017	<0.002	
3/13/2018	0.00093 (J)	
9/11/2018	<0.002	
3/8/2019	<0.002	
9/5/2019	<0.002	
3/3/2020	<0.002	
9/4/2020	0.0013 (J)	
3/9/2021	<0.002	
8/2/2021	<0.002	
1/27/2022	<0.002	
8/9/2022	<0.002	
2/9/2023	<0.002	
8/3/2023	<0.002	
2/16/2024	0.00087 (J)	
7/31/2024	0.00072 (J)	
2/25/2025	<0.002	
8/18/2025		<0.002
2/13/2026		<0.002

ND substitution: RL or RL/2 if <15% NDs.

Prediction Limit

Constituent: Antimony (mg/L) Analysis Run 5/1/2026 4:32 PM View: Appendix I Intrawell

Plant Bowen Client: Southern Company Data: Bowen LF 3-8

	GWC-27	GWC-27
6/23/2023	<0.002	
8/7/2023	<0.002	
10/12/2023	<0.002	
12/12/2023	<0.002	
2/29/2024	<0.002	
4/23/2024	0.0009 (J)	
6/12/2024	<0.002	
8/26/2024	<0.002	
3/4/2025	<0.002	
8/20/2025		<0.002
3/2/2026		<0.002

ND substitution: RL or RL/2 if <15% NDs.

Prediction Limit

Constituent: Antimony (mg/L) Analysis Run 5/1/2026 4:32 PM View: Appendix I Intrawell

Plant Bowen Client: Southern Company Data: Bowen LF 3-8

	GWC-27R	GWC-27R
6/23/2023	0.0029 (J)	
8/7/2023	0.002 (J)	
10/12/2023	0.00075 (J)	
12/12/2023	<0.003	
2/29/2024	0.0013 (J)	
4/23/2024	<0.003	
6/13/2024	<0.003	
8/26/2024	<0.003	
3/4/2025	0.00058 (J)	
8/18/2025		0.0013 (J)
3/2/2026		0.0012 (J)

ND substitution: RL or RL/2 if <15% NDs.

Prediction Limit

Constituent: Antimony (mg/L) Analysis Run 5/1/2026 4:32 PM View: Appendix I Intrawell

Plant Bowen Client: Southern Company Data: Bowen LF 3-8

	GWC-28	GWC-28
6/20/2023	0.0023 (J)	
8/8/2023	<0.002	
10/12/2023	<0.002	
12/12/2023	<0.002	
3/4/2024	<0.002	
4/24/2024	<0.002	
6/12/2024	<0.002	
8/27/2024	<0.002	
3/6/2025	<0.002	
8/19/2025		<0.002
3/2/2026		<0.002

ND substitution: RL or RL/2 if <15% NDs.

Prediction Limit

Constituent: Antimony (mg/L) Analysis Run 5/1/2026 4:32 PM View: Appendix I Intrawell

Plant Bowen Client: Southern Company Data: Bowen LF 3-8

	GWC-29	GWC-29
6/26/2023	<0.002	
8/7/2023	0.0015 (J)	
10/11/2023	0.0012 (J)	
12/12/2023	<0.002	
2/29/2024	<0.002	
4/23/2024	<0.002	
6/11/2024	0.00088 (J)	
8/26/2024	<0.002	
3/5/2025	<0.002	
8/18/2025		<0.002
2/26/2026		<0.002

ND substitution: RL or RL/2 if <15% NDs.

Prediction Limit

Constituent: Antimony (mg/L) Analysis Run 5/1/2026 4:32 PM View: Appendix I Intrawell

Plant Bowen Client: Southern Company Data: Bowen LF 3-8

	GWC-29R	GWC-29R
6/27/2023	0.0016 (J)	
8/10/2023	<0.002	
10/13/2023	0.00079 (J)	
12/13/2023	<0.002	
3/1/2024	<0.002	
4/24/2024	<0.002	
6/12/2024	<0.002	
8/27/2024	<0.002	
3/6/2025	0.0011 (J)	
8/19/2025		0.00058 (J)
2/26/2026		<0.002

ND substitution: RL or RL/2 if <15% NDs.

Prediction Limit

Constituent: Antimony (mg/L) Analysis Run 5/1/2026 4:32 PM View: Appendix I Intrawell

Plant Bowen Client: Southern Company Data: Bowen LF 3-8

	GWC-30	GWC-30
6/27/2023	<0.002	
8/9/2023	<0.002	
10/13/2023	<0.002	
12/13/2023	<0.002	
3/1/2024	<0.002	
4/24/2024	<0.002	
6/12/2024	<0.002	
8/27/2024	0.002 (J)	
3/5/2025	0.00073 (J)	
8/19/2025		<0.002
2/27/2026		<0.002

ND substitution: RL or RL/2 if <15% NDs.

Prediction Limit

Constituent: Antimony (mg/L) Analysis Run 5/1/2026 4:32 PM View: Appendix I Intrawell

Plant Bowen Client: Southern Company Data: Bowen LF 3-8

	GWC-31	GWC-31
6/23/2023	<0.002	
8/9/2023	<0.002	
10/11/2023	0.001 (J)	
12/12/2023	<0.002	
3/1/2024	<0.002	
4/23/2024	<0.002	
6/12/2024	<0.002	
8/26/2024	<0.002	
3/5/2025	0.00086 (J)	
8/20/2025		<0.002
2/25/2026		<0.002

ND substitution: RL or RL/2 if <15% NDs.

Prediction Limit

Constituent: Antimony (mg/L) Analysis Run 5/1/2026 4:32 PM View: Appendix I Intrawell

Plant Bowen Client: Southern Company Data: Bowen LF 3-8

	GWC-31R	GWC-31R
6/23/2023	<0.002	
8/9/2023	<0.002	
10/11/2023	<0.002	
12/12/2023	<0.002	
3/4/2024	<0.002	
4/23/2024	<0.002	
6/11/2024	<0.002	
8/26/2024	0.00056 (J)	
3/5/2025	<0.002	
8/19/2025		0.00091 (J)
2/27/2026		<0.002

ND substitution: RL or RL/2 if <15% NDs.

Prediction Limit

Constituent: Antimony (mg/L) Analysis Run 5/1/2026 4:32 PM View: Appendix I Intrawell

Plant Bowen Client: Southern Company Data: Bowen LF 3-8

	GWC-33R	GWC-33R
6/21/2023	0.0013 (J)	
8/8/2023	<0.002	
10/11/2023	<0.002	
12/13/2023	<0.002	
3/4/2024	<0.002	
4/23/2024	0.00082 (J)	
6/13/2024	<0.002	
8/27/2024	<0.002	
3/5/2025	0.0017 (J)	
8/19/2025		<0.002
3/3/2026		<0.002

ND substitution: RL or RL/2 if <15% NDs.

Prediction Limit

Constituent: Antimony (mg/L) Analysis Run 5/1/2026 4:32 PM View: Appendix I Intrawell

Plant Bowen Client: Southern Company Data: Bowen LF 3-8

	GWC-34	GWC-34
6/21/2023	<0.002	
8/7/2023	<0.002	
10/10/2023	<0.002	
12/13/2023	<0.002	
2/29/2024	<0.002	
4/24/2024	<0.002	
6/13/2024	<0.002	
8/28/2024	0.00073 (J)	
9/4/2025		<0.002
3/2/2026		0.00051 (J)

ND substitution: RL or RL/2 if <15% NDs.

Prediction Limit

Constituent: Antimony (mg/L) Analysis Run 5/1/2026 4:32 PM View: Appendix I Intrawell

Plant Bowen Client: Southern Company Data: Bowen LF 3-8

	GWC-36RA	GWC-36RA
9/15/2014	<0.002	
10/3/2014	<0.002	
10/20/2014	<0.002	
11/10/2014	<0.002	
3/2/2015	<0.002	
3/17/2015	<0.002	
4/5/2015	<0.002	
4/21/2015	<0.002	
7/28/2015	<0.002	
3/1/2016	<0.002	
5/2/2016	<0.002	
7/6/2016	0.0002 (J)	
9/7/2016	<0.002	
10/25/2016	<0.002	
1/5/2017	<0.002	
3/14/2017	<0.002	
5/16/2017	<0.002	
9/15/2017	<0.002	
3/12/2018	<0.002	
9/6/2018	<0.002	
3/7/2019	<0.002	
9/4/2019	<0.002	
3/2/2020	<0.002	
9/14/2020	<0.002	
3/26/2021	0.00092 (J)	
7/27/2021	<0.002	
1/26/2022	<0.002	
8/8/2022	0.0015 (J)	
2/8/2023	<0.002	
8/3/2023	<0.002	
2/13/2024	<0.002	
7/30/2024	<0.002	
2/19/2025	<0.002	
8/21/2025		<0.002
2/12/2026		<0.002

ND substitution: RL or RL/2 if <15% NDs.

Prediction Limit

Constituent: Antimony (mg/L) Analysis Run 5/1/2026 4:32 PM View: Appendix I Intrawell

Plant Bowen Client: Southern Company Data: Bowen LF 3-8

	GWC-37	GWC-37
9/16/2014	<0.002	
10/3/2014	<0.002	
10/20/2014	<0.002	
11/10/2014	<0.002	
3/2/2015	<0.002	
3/17/2015	<0.002	
4/5/2015	<0.002	
4/22/2015	<0.002	
7/28/2015	<0.002	
3/1/2016	0.00214 (J)	
5/3/2016	0.00178 (J)	
7/8/2016	0.0023 (J)	
9/7/2016	0.0039	
10/25/2016	0.0035	
1/6/2017	0.0052	
3/14/2017	0.003	
5/16/2017	0.0026 (J)	
9/15/2017	0.0016 (J)	
3/12/2018	0.0023 (J)	
9/6/2018	0.0024 (J)	
3/6/2019	0.0019 (J)	
9/4/2019	0.0029 (J)	
3/2/2020	0.0018 (J)	
9/3/2020	0.0012 (J)	
2/24/2021	0.0012 (J)	
7/28/2021	0.0016 (J)	
1/26/2022	<0.002	
8/8/2022	0.0018 (J)	
2/8/2023	0.0013 (J)	
8/2/2023	0.0018 (J)	
2/13/2024	<0.002	
7/30/2024	<0.002	
2/19/2025	<0.002	
8/27/2025		<0.002
2/12/2026		<0.002

ND substitution: RL or RL/2 if <15% NDs.

Prediction Limit

Constituent: Antimony (mg/L) Analysis Run 5/1/2026 4:32 PM View: Appendix I Intrawell

Plant Bowen Client: Southern Company Data: Bowen LF 3-8

	GWC-57	GWC-57
6/21/2023	<0.002	
8/8/2023	<0.002	
10/10/2023	<0.002	
12/13/2023	<0.002	
3/4/2024	<0.002	
4/24/2024	<0.002	
6/13/2024	<0.002	
8/27/2024	0.0019 (J)	
3/4/2025	<0.002	
8/15/2025		<0.002
3/2/2026		<0.002

ND substitution: RL or RL/2 if <15% NDs.

Prediction Limit

Constituent: Arsenic (mg/L) Analysis Run 5/1/2026 4:32 PM View: Appendix I Intrawell

Plant Bowen Client: Southern Company Data: Bowen LF 3-8

	GWA-1	GWA-1
8/23/2007	<0.002	
10/23/2007	<0.002	
11/18/2007	<0.002	
1/30/2008	<0.002	
3/10/2008	<0.002	
5/13/2008	<0.002	
12/5/2008	<0.002	
4/15/2009	<0.002	
10/7/2009	<0.002	
5/3/2010	<0.002	
10/12/2010	<0.002	
4/27/2011	<0.002	
10/17/2011	<0.002	
5/2/2012	<0.002	
10/8/2012	<0.002	
4/12/2013	<0.002	
10/16/2013	<0.002	
4/11/2014	<0.002	
9/30/2014	<0.002	
3/30/2015	<0.002	
10/13/2015	<0.002	
3/22/2016	<0.002	
5/19/2016	<0.002	
7/29/2016	<0.002	
9/23/2016	<0.002	
11/9/2016	<0.002	
1/30/2017	<0.002	
3/30/2017	<0.002	
6/9/2017	0.0005 (J)	
10/2/2017	<0.002	
3/16/2018	0.00085 (J)	
9/17/2018	<0.002	
3/20/2019	<0.002	
9/12/2019	0.0004 (J)	
3/11/2020	0.00088 (J)	
9/15/2020	<0.002	
3/16/2021	<0.002	
8/9/2021	<0.002	
2/1/2022	<0.002	
8/16/2022	<0.002	
2/16/2023	<0.002	
7/27/2023	<0.002	
2/22/2024	<0.002	
8/7/2024	<0.002	
2/27/2025	<0.002	
9/2/2025		<0.002
2/18/2026		0.00042 (J)

ND substitution: RL or RL/2 if <15% NDs.

Prediction Limit

Constituent: Arsenic (mg/L) Analysis Run 5/1/2026 4:32 PM View: Appendix I Intrawell

Plant Bowen Client: Southern Company Data: Bowen LF 3-8

	GWA-2	GWA-2
8/23/2007	<0.002	
10/24/2007	<0.002	
11/18/2007	<0.002	
1/31/2008	<0.002	
3/11/2008	<0.002	
5/6/2008	<0.002	
12/4/2008	0.012 (O)	
4/21/2009	<0.002	
10/7/2009	<0.002	
4/26/2010	<0.002	
10/4/2010	<0.002	
4/13/2011	<0.002	
10/5/2011	<0.002	
4/11/2012	<0.002	
10/9/2012	<0.002	
4/15/2013	<0.002	
10/15/2013	<0.002	
4/22/2014	<0.002	
9/30/2014	<0.002	
3/30/2015	<0.002	
10/13/2015	<0.002	
3/23/2016	<0.002	
5/20/2016	<0.002	
7/29/2016	<0.002	
9/23/2016	<0.002	
11/9/2016	<0.002	
1/31/2017	<0.002	
3/30/2017	<0.002	
6/12/2017	<0.002	
10/2/2017	<0.002	
3/19/2018	<0.002	
9/14/2018	<0.002	
3/20/2019	<0.002	
9/12/2019	<0.002	
3/11/2020	<0.002	
9/15/2020	<0.002	
3/17/2021	<0.002	
8/9/2021	<0.002	
2/1/2022	0.0019 (J)	
8/16/2022	<0.002	
2/16/2023	<0.002	
7/27/2023	<0.002	
2/22/2024	<0.002	
8/7/2024	<0.002	
2/27/2025	<0.002	
9/2/2025		<0.002
2/18/2026		<0.002

ND substitution: RL or RL/2 if <15% NDs.

Prediction Limit

Constituent: Arsenic (mg/L) Analysis Run 5/1/2026 4:32 PM View: Appendix I Intrawell

Plant Bowen Client: Southern Company Data: Bowen LF 3-8

	GWA-2R	GWA-2R
8/23/2007	<0.002	
10/24/2007	<0.002	
11/18/2007	<0.002	
1/31/2008	0.005	
3/10/2008	<0.002	
5/13/2008	<0.002	
12/4/2008	<0.002	
4/21/2009	<0.002	
10/8/2009	<0.002	
4/21/2010	<0.002	
9/28/2010	<0.002	
4/12/2011	<0.002	
10/4/2011	<0.002	
4/3/2012	<0.002	
10/9/2012	<0.002	
4/11/2013	<0.002	
10/16/2013	0.0056	
4/10/2014	<0.002	
9/30/2014	<0.002	
3/30/2015	<0.002	
10/13/2015	<0.002	
3/23/2016	<0.002	
5/19/2016	<0.002	
7/29/2016	0.0008 (J)	
9/22/2016	<0.002	
11/10/2016	<0.002	
1/31/2017	<0.002	
4/3/2017	0.0007 (J)	
6/9/2017	0.0006 (J)	
10/2/2017	0.0005 (J)	
3/16/2018	0.001 (J)	
9/14/2018	<0.002	
3/19/2019	<0.002	
9/13/2019	0.00051 (J)	
3/11/2020	0.00044 (J)	
9/15/2020	0.00081 (J)	
3/16/2021	<0.002	
8/9/2021	0.0031 (J)	
2/1/2022	0.0053	
8/16/2022	0.0033 (J)	
2/16/2023	<0.002	
7/27/2023	<0.002	
2/26/2024	<0.002	
8/6/2024	<0.002	
2/27/2025	<0.002	
9/2/2025		<0.002
2/18/2026		0.00049 (J)

ND substitution: RL or RL/2 if <15% NDs.

Prediction Limit

Constituent: Arsenic (mg/L) Analysis Run 5/1/2026 4:32 PM View: Appendix I Intrawell

Plant Bowen Client: Southern Company Data: Bowen LF 3-8

	GWA-3A	GWA-3A
8/23/2007	<0.002	
11/2/2007	<0.002	
11/18/2007	<0.002	
1/31/2008	<0.002	
3/11/2008	<0.002	
5/14/2008	<0.002	
12/5/2008	<0.002	
4/15/2009	<0.002	
10/8/2009	<0.002	
4/28/2010	<0.002	
10/6/2010	<0.002	
4/21/2011	<0.002	
10/13/2011	<0.002	
5/1/2012	<0.002	
10/9/2012	<0.002	
4/11/2013	<0.002	
10/16/2013	<0.002	
4/23/2014	<0.002	
10/4/2014	<0.002	
3/31/2015	<0.002	
10/12/2015	<0.002	
3/23/2016	<0.002	
5/23/2016	<0.002	
7/29/2016	<0.002	
9/22/2016	<0.002	
11/10/2016	<0.002	
1/31/2017	<0.002	
3/30/2017	<0.002	
6/12/2017	<0.002	
10/4/2017	<0.002	
3/19/2018	<0.002	
9/17/2018	<0.002	
3/20/2019	<0.002	
9/13/2019	<0.002	
3/11/2020	<0.002	
3/29/2021	0.001 (J)	
8/9/2021	<0.002	
2/2/2022	<0.002	
8/16/2022	<0.002	
2/17/2023	<0.002	
8/1/2023	<0.002	
2/22/2024	<0.002	
8/8/2024	<0.002	
2/26/2025	<0.002	
9/2/2025		<0.002
2/17/2026		<0.002

ND substitution: RL or RL/2 if <15% NDs.

Prediction Limit

Constituent: Arsenic (mg/L) Analysis Run 5/1/2026 4:32 PM View: Appendix I Intrawell

Plant Bowen Client: Southern Company Data: Bowen LF 3-8

	GWA-4RZ	GWA-4RZ
5/20/2009	<0.002	
10/19/2009	<0.002	
4/27/2010	<0.002	
10/4/2010	<0.002	
4/14/2011	<0.002	
10/5/2011	<0.002	
4/11/2012	<0.002	
10/2/2012	<0.002	
4/11/2013	<0.002	
10/21/2013	<0.002	
4/23/2014	<0.002	
10/4/2014	0.0051	
3/31/2015	<0.002	
10/11/2015	0.0022 (J)	
2/22/2017	0.0019 (J)	
4/7/2017	0.0008 (J)	
6/14/2017	0.0006 (J)	
7/12/2017	<0.002	
7/20/2017	0.0009 (J)	
7/28/2017	<0.002	
8/9/2017	0.0011 (J)	
8/24/2017	0.0007 (J)	
10/3/2017	0.0005 (J)	
3/21/2018	0.0012 (J)	
9/18/2018	0.0011 (J)	
3/21/2019	<0.002	
9/13/2019	0.0006 (J)	
3/12/2020	0.0033 (J)	
9/17/2020	0.0011 (J)	
3/16/2021	0.00098 (J)	
8/10/2021	0.0025 (J)	
2/3/2022	0.0034 (J)	
8/17/2022	<0.002	
2/17/2023	<0.002	
7/28/2023	<0.002	
2/27/2024	<0.002	
8/8/2024	0.0016 (J)	
2/28/2025	<0.002	
9/3/2025		<0.002
2/18/2026		0.00061 (J)

ND substitution: RL or RL/2 if <15% NDs.

Prediction Limit

Constituent: Arsenic (mg/L) Analysis Run 5/1/2026 4:32 PM View: Appendix I Intrawell

Plant Bowen Client: Southern Company Data: Bowen LF 3-8

	GWA-39RZ	GWA-39RZ
2/21/2017	<0.002	
3/27/2017	0.0007 (J)	
6/8/2017	0.0007 (J)	
7/17/2017	0.0005 (J)	
7/27/2017	<0.002	
8/9/2017	0.0008 (J)	
9/29/2017	<0.002	
3/16/2018	0.00066 (J)	
9/14/2018	<0.002	
3/14/2019	<0.002	
9/11/2019	0.00062 (J)	
3/9/2020	0.00083 (J)	
9/16/2020	<0.002	
3/16/2021	<0.002	
8/6/2021	<0.002	
2/2/2022	<0.002	
8/16/2022	<0.002	
2/14/2023	<0.002	
7/25/2023	<0.002	
2/19/2024	<0.002	
8/1/2024	0.0018 (J)	
2/26/2025	<0.002	
8/28/2025		<0.002
2/18/2026		0.00099 (J)

ND substitution: RL or RL/2 if <15% NDs.

Prediction Limit

Constituent: Arsenic (mg/L) Analysis Run 5/1/2026 4:32 PM View: Appendix I Intrawell

Plant Bowen Client: Southern Company Data: Bowen LF 3-8

	GWA-39Z	GWA-39Z
3/14/2016	<0.002	
5/11/2016	<0.002	
7/19/2016	<0.002	
9/15/2016	<0.002	
11/2/2016	<0.002	
1/18/2017	<0.002	
3/28/2017	0.0007 (J)	
6/7/2017	<0.002	
9/26/2017	<0.002	
3/14/2018	<0.002	
9/12/2018	<0.002	
3/15/2019	<0.002	
9/9/2019	0.00043 (J)	
3/9/2020	<0.002	
9/10/2020	<0.002	
3/12/2021	<0.002	
8/4/2021	<0.002	
1/31/2022	0.0021 (J)	
8/10/2022	<0.002	
2/13/2023	<0.002	
7/26/2023	<0.002	
2/19/2024	<0.002	
8/1/2024	0.0011 (J)	
2/25/2025	<0.002	
8/28/2025		<0.002
2/18/2026		<0.002

ND substitution: RL or RL/2 if <15% NDs.

Prediction Limit

Constituent: Arsenic (mg/L) Analysis Run 5/1/2026 4:32 PM View: Appendix I Intrawell

Plant Bowen Client: Southern Company Data: Bowen LF 3-8

	GWA-40	GWA-40
3/15/2016	<0.002	
5/11/2016	<0.002	
7/21/2016	<0.002	
9/15/2016	<0.002	
11/3/2016	<0.002	
1/17/2017	<0.002	
3/24/2017	<0.002	
5/24/2017	<0.002	
9/26/2017	0.0005 (J)	
3/14/2018	0.00075 (J)	
9/12/2018	<0.002	
3/13/2019	<0.002	
9/9/2019	0.00068 (J)	
3/9/2020	<0.002	
9/11/2020	<0.002	
3/10/2021	<0.002	
8/4/2021	<0.002	
1/31/2022	<0.002	
8/12/2022	<0.002	
2/13/2023	<0.002	
7/26/2023	<0.002	
2/19/2024	<0.002	
8/1/2024	0.0011 (J)	
2/25/2025	<0.002	
8/27/2025		<0.002
2/16/2026		<0.002

ND substitution: RL or RL/2 if <15% NDs.

Prediction Limit

Constituent: Arsenic (mg/L) Analysis Run 5/1/2026 4:32 PM View: Appendix I Intrawell

Plant Bowen Client: Southern Company Data: Bowen LF 3-8

	GWA-41	GWA-41
3/15/2016	<0.002	
5/12/2016	<0.002	
7/20/2016	<0.002	
9/15/2016	<0.002	
11/3/2016	<0.002	
1/18/2017	<0.002	
3/24/2017	<0.002	
6/6/2017	0.0005 (J)	
9/25/2017	<0.002	
3/14/2018	0.00096 (J)	
9/12/2018	<0.002	
3/14/2019	<0.002	
9/10/2019	<0.002	
3/6/2020	<0.002	
9/10/2020	<0.002	
3/11/2021	<0.002	
8/4/2021	<0.002	
1/31/2022	<0.002	
8/11/2022	<0.002	
2/13/2023	<0.002	
7/25/2023	<0.002	
2/19/2024	<0.002	
8/1/2024	0.00092 (J)	
2/25/2025	<0.002	
8/28/2025		<0.002
2/16/2026		<0.002

ND substitution: RL or RL/2 if <15% NDs.

Prediction Limit

Constituent: Arsenic (mg/L) Analysis Run 5/1/2026 4:32 PM View: Appendix I Intrawell

Plant Bowen Client: Southern Company Data: Bowen LF 3-8

	GWA-41R	GWA-41R
3/15/2016	<0.002	
5/13/2016	<0.002	
7/21/2016	0.0012 (J)	
9/21/2016	<0.002	
11/3/2016	<0.002	
1/17/2017	<0.002	
3/27/2017	0.0008 (J)	
6/6/2017	0.0011 (J)	
9/25/2017	0.001 (J)	
3/14/2018	0.00093 (J)	
9/12/2018	<0.002	
3/14/2019	<0.002	
9/10/2019	<0.002	
3/9/2020	<0.002	
9/10/2020	<0.002	
3/10/2021	<0.002	
8/4/2021	<0.002	
1/31/2022	<0.002	
8/11/2022	<0.002	
2/13/2023	<0.002	
7/25/2023	<0.002	
2/19/2024	<0.002	
8/1/2024	0.0015 (J)	
2/25/2025	<0.002	
8/27/2025		<0.002
2/16/2026		0.00053 (J)

ND substitution: RL or RL/2 if <15% NDs.

Prediction Limit

Constituent: Arsenic (mg/L) Analysis Run 5/1/2026 4:32 PM View: Appendix I Intrawell

Plant Bowen Client: Southern Company Data: Bowen LF 3-8

	GWA-42	GWA-42
3/11/2016	<0.002	
5/16/2016	<0.002	
7/22/2016	<0.002	
9/19/2016	<0.002	
11/3/2016	<0.002	
1/17/2017	<0.002	
3/27/2017	<0.002	
6/7/2017	0.0007 (J)	
9/26/2017	<0.002	
3/14/2018	0.00079 (J)	
9/14/2018	<0.002	
3/14/2019	<0.002	
9/10/2019	<0.002	
3/6/2020	<0.002	
9/10/2020	<0.002	
3/11/2021	<0.002	
8/4/2021	<0.002	
1/31/2022	<0.002	
8/10/2022	<0.002	
2/13/2023	<0.002	
7/26/2023	<0.002	
2/20/2024	0.001 (J)	
8/1/2024	<0.002	
2/25/2025	<0.002	
8/28/2025		<0.002
2/16/2026		<0.002

ND substitution: RL or RL/2 if <15% NDs.

Prediction Limit

Constituent: Arsenic (mg/L) Analysis Run 5/1/2026 4:32 PM View: Appendix I Intrawell

Plant Bowen Client: Southern Company Data: Bowen LF 3-8

	GWA-43	GWA-43
3/11/2016	<0.002	
5/13/2016	<0.002	
7/19/2016	<0.002	
9/16/2016	<0.002	
11/2/2016	<0.002	
1/18/2017	<0.002	
3/28/2017	<0.002	
6/6/2017	0.0006 (J)	
9/22/2017	<0.002	
3/14/2018	<0.002	
9/12/2018	<0.002	
3/13/2019	<0.002	
9/11/2019	<0.002	
3/9/2020	<0.002	
9/11/2020	<0.002	
3/11/2021	<0.002	
8/6/2021	<0.002	
1/31/2022	0.0013 (J)	
8/11/2022	<0.002	
2/14/2023	<0.002	
7/25/2023	<0.002	
2/20/2024	<0.002	
8/2/2024	<0.002	
2/25/2025	<0.002	
8/28/2025		<0.002
2/16/2026		<0.002

ND substitution: RL or RL/2 if <15% NDs.

Prediction Limit

Constituent: Arsenic (mg/L) Analysis Run 5/1/2026 4:32 PM View: Appendix I Intrawell

Plant Bowen Client: Southern Company Data: Bowen LF 3-8

	GWA-43R	GWA-43R
3/11/2016	<0.002	
5/13/2016	<0.002	
7/19/2016	<0.002	
9/16/2016	<0.002	
11/2/2016	<0.002	
1/18/2017	<0.002	
3/28/2017	0.0005 (J)	
6/6/2017	0.0013 (J)	
9/22/2017	<0.002	
3/15/2018	0.00065 (J)	
9/12/2018	<0.002	
3/13/2019	<0.002	
9/11/2019	<0.002	
3/9/2020	<0.002	
9/14/2020	<0.002	
3/11/2021	<0.002	
8/5/2021	<0.002	
1/31/2022	<0.002	
8/10/2022	<0.002	
2/13/2023	<0.002	
7/25/2023	<0.002	
2/20/2024	<0.002	
8/2/2024	<0.002	
2/25/2025	<0.002	
8/28/2025		<0.002
2/16/2026		<0.002

ND substitution: RL or RL/2 if <15% NDs.

Prediction Limit

Constituent: Arsenic (mg/L) Analysis Run 5/1/2026 4:32 PM View: Appendix I Intrawell

Plant Bowen Client: Southern Company Data: Bowen LF 3-8

	GWA-50R	GWA-50R
12/12/2008	<0.002	
4/23/2009	<0.002	
10/6/2009	<0.002	
5/3/2010	0.012 (O)	
10/11/2010	<0.002	
4/27/2011	<0.002	
10/19/2011	<0.002	
5/1/2012	<0.002	
10/2/2012	<0.002	
4/10/2013	<0.002	
10/16/2013	<0.002	
4/22/2014	<0.002	
10/1/2014	<0.002	
3/30/2015	<0.002	
10/11/2015	<0.002	
3/28/2016	<0.002	
5/25/2016	<0.002	
8/1/2016	<0.002	
9/26/2016	<0.002	
11/11/2016	<0.002	
1/30/2017	<0.002	
4/3/2017	<0.002	
6/12/2017	<0.002	
10/2/2017	<0.002	
3/16/2018	<0.002	
9/18/2018	0.00058 (J)	
3/19/2019	<0.002	
9/12/2019	<0.002	
3/11/2020	<0.002	
9/15/2020	<0.002	
3/17/2021	<0.002	
8/9/2021	<0.002	
2/2/2022	<0.002	
8/17/2022	<0.002	
2/16/2023	<0.002	
7/28/2023	<0.002	
2/22/2024	<0.002	
8/8/2024	<0.002	
2/28/2025	<0.002	
9/2/2025		<0.002
2/17/2026		<0.002

ND substitution: RL or RL/2 if <15% NDs.

Prediction Limit

Constituent: Arsenic (mg/L) Analysis Run 5/1/2026 4:32 PM View: Appendix I Intrawell

Plant Bowen Client: Southern Company Data: Bowen LF 3-8

	GWC-16R	GWC-16R
9/16/2014	<0.002	
10/4/2014	<0.002	
10/21/2014	<0.002	
11/11/2014	<0.002	
3/3/2015	<0.002	
3/18/2015	<0.002	
4/6/2015	<0.002	
4/23/2015	<0.002	
7/29/2015	<0.002	
3/3/2016	0.00108 (J)	
5/10/2016	0.00128 (J)	
7/13/2016	0.001 (J)	
9/15/2016	0.0017 (J)	
11/2/2016	<0.002	
1/11/2017	<0.002	
3/20/2017	0.0012 (J)	
5/23/2017	<0.002	
9/21/2017	0.001 (J)	
3/14/2018	0.0013 (J)	
9/7/2018	0.0012 (J)	
3/11/2019	<0.002	
9/9/2019	0.00094 (J)	
3/4/2020	0.00088 (J)	
9/9/2020	0.0011 (J)	
3/9/2021	0.00094 (J)	
7/30/2021	0.0025 (J)	
1/28/2022	<0.002	
8/11/2022	<0.002	
2/10/2023	<0.002	
8/4/2023	<0.002	
2/15/2024	0.00097 (J)	
7/31/2024	0.0018 (J)	
2/25/2025	<0.002	
8/21/2025		<0.002
2/13/2026		<0.002

ND substitution: RL or RL/2 if <15% NDs.

Prediction Limit

Constituent: Arsenic (mg/L) Analysis Run 5/1/2026 4:32 PM View: Appendix I Intrawell

Plant Bowen Client: Southern Company Data: Bowen LF 3-8

	GWC-17R	GWC-17R
9/17/2014	<0.002	
10/4/2014	<0.002	
10/21/2014	<0.002	
11/11/2014	<0.002	
3/3/2015	<0.002	
3/18/2015	<0.002	
4/6/2015	<0.002	
4/23/2015	<0.002	
7/29/2015	<0.002	
3/4/2016	<0.002	
5/10/2016	<0.002	
7/14/2016	<0.002	
9/14/2016	<0.002	
11/1/2016	<0.002	
1/11/2017	<0.002	
3/21/2017	0.0009 (J)	
5/23/2017	0.0005 (J)	
9/22/2017	0.0008 (J)	
3/14/2018	0.00092 (J)	
9/11/2018	<0.002	
3/12/2019	<0.002	
9/10/2019	<0.002	
3/5/2020	<0.002	
9/9/2020	<0.002	
3/10/2021	<0.002	
7/30/2021	0.0053	
1/28/2022	<0.002	
8/11/2022	<0.002	
2/10/2023	<0.002	
8/3/2023	<0.002	
2/15/2024	<0.002	
7/31/2024	0.002 (J)	
2/25/2025	<0.002	
8/22/2025		<0.002
2/13/2026		<0.002

ND substitution: RL or RL/2 if <15% NDs.

Prediction Limit

Constituent: Arsenic (mg/L) Analysis Run 5/1/2026 4:32 PM View: Appendix I Intrawell

Plant Bowen Client: Southern Company Data: Bowen LF 3-8

	GWC-18	GWC-18
9/17/2014	<0.002	
10/4/2014	<0.002	
10/21/2014	<0.002	
11/5/2014	<0.002	
3/3/2015	<0.002	
3/18/2015	<0.002	
4/7/2015	<0.002	
4/23/2015	<0.002	
7/29/2015	<0.002	
3/7/2016	<0.002	
5/5/2016	<0.002	
7/13/2016	<0.002	
9/13/2016	<0.002	
10/31/2016	<0.002	
1/12/2017	<0.002	
3/23/2017	<0.002	
5/23/2017	<0.002	
9/25/2017	<0.002	
3/14/2018	0.00091 (J)	
9/11/2018	<0.002	
3/12/2019	<0.002	
9/9/2019	0.00099 (J)	
3/6/2020	<0.002	
9/9/2020	<0.002	
2/26/2021	<0.002	
7/29/2021	0.0015 (J)	
1/28/2022	<0.002	
8/10/2022	<0.002	
2/9/2023	<0.002	
8/3/2023	<0.002	
2/14/2024	<0.002	
7/31/2024	0.001 (J)	
2/20/2025	<0.002	
8/26/2025		<0.002
2/12/2026		<0.002

ND substitution: RL or RL/2 if <15% NDs.

Prediction Limit

Constituent: Arsenic (mg/L) Analysis Run 5/1/2026 4:32 PM View: Appendix I Intrawell

Plant Bowen Client: Southern Company Data: Bowen LF 3-8

	GWC-18R	GWC-18R
9/17/2014	<0.002	
10/4/2014	<0.002	
10/21/2014	<0.002	
11/11/2014	<0.002	
3/3/2015	<0.002	
3/18/2015	<0.002	
4/7/2015	<0.002	
4/23/2015	<0.002	
7/29/2015	<0.002	
3/7/2016	<0.002	
5/5/2016	<0.002	
7/13/2016	<0.002	
9/12/2016	<0.002	
11/1/2016	<0.002	
1/11/2017	<0.002	
3/20/2017	0.0006 (J)	
5/22/2017	0.0011 (J)	
9/21/2017	<0.002	
3/14/2018	0.00057 (J)	
9/7/2018	0.00082 (J)	
3/12/2019	<0.002	
9/6/2019	<0.002	
3/5/2020	0.00042 (J)	
9/9/2020	<0.002	
2/26/2021	<0.002	
7/29/2021	0.002 (J)	
1/27/2022	<0.002	
8/10/2022	<0.002	
2/9/2023	<0.002	
8/4/2023	<0.002	
2/14/2024	<0.002	
7/31/2024	0.0013 (J)	
2/19/2025	<0.002	
8/22/2025		<0.002
2/12/2026		<0.002

ND substitution: RL or RL/2 if <15% NDs.

Prediction Limit

Constituent: Arsenic (mg/L) Analysis Run 5/1/2026 4:32 PM View: Appendix I Intrawell

Plant Bowen Client: Southern Company Data: Bowen LF 3-8

	GWC-19R	GWC-19R
9/17/2014	<0.002	
10/4/2014	<0.002	
10/21/2014	<0.002	
11/5/2014	<0.002	
3/3/2015	<0.002	
3/19/2015	<0.002	
4/7/2015	<0.002	
4/24/2015	<0.002	
7/29/2015	<0.002	
3/7/2016	<0.002	
5/9/2016	<0.002	
7/14/2016	<0.002	
9/12/2016	<0.002	
10/31/2016	<0.002	
1/11/2017	<0.002	
3/21/2017	0.0007 (J)	
5/22/2017	0.0012 (J)	
9/20/2017	<0.002	
3/14/2018	0.00076 (J)	
9/10/2018	0.0006 (J)	
3/12/2019	<0.002	
9/9/2019	0.00082 (J)	
3/4/2020	0.00072 (J)	
9/9/2020	<0.002	
2/26/2021	<0.002	
8/3/2021	<0.002	
1/27/2022	<0.002	
8/9/2022	<0.002	
2/9/2023	<0.002	
8/4/2023	<0.002	
2/14/2024	<0.002	
7/31/2024	0.0012 (J)	
2/20/2025	<0.002	
8/27/2025		<0.002
2/12/2026		<0.002

ND substitution: RL or RL/2 if <15% NDs.

Prediction Limit

Constituent: Arsenic (mg/L) Analysis Run 5/1/2026 4:32 PM View: Appendix I Intrawell

Plant Bowen Client: Southern Company Data: Bowen LF 3-8

	GWC-20R	GWC-20R
9/18/2014	<0.002	
10/5/2014	<0.002	
10/22/2014	<0.002	
11/5/2014	<0.002	
3/4/2015	<0.002	
3/19/2015	<0.002	
4/7/2015	<0.002	
4/24/2015	<0.002	
7/30/2015	<0.002	
3/8/2016	<0.002	
5/9/2016	<0.002	
7/14/2016	0.0008 (J)	
9/12/2016	<0.002	
10/31/2016	<0.002	
1/12/2017	<0.002	
3/22/2017	<0.002	
5/22/2017	0.0013 (J)	
9/19/2017	0.0006 (J)	
3/14/2018	0.0011 (J)	
9/10/2018	0.00061 (J)	
3/12/2019	<0.002	
9/6/2019	0.00044 (J)	
3/5/2020	<0.002	
9/4/2020	<0.002	
3/9/2021	<0.002	
8/2/2021	0.0028 (J)	
1/27/2022	<0.002	
8/9/2022	<0.002	
2/10/2023	<0.002	
8/3/2023	<0.002	
2/15/2024	<0.002	
8/1/2024	0.0018 (J)	
2/20/2025	<0.002	
8/26/2025		<0.002
2/12/2026		<0.002

ND substitution: RL or RL/2 if <15% NDs.

Prediction Limit

Constituent: Arsenic (mg/L) Analysis Run 5/1/2026 4:32 PM View: Appendix I Intrawell

Plant Bowen Client: Southern Company Data: Bowen LF 3-8

	GWC-21R	GWC-21R
9/18/2014	<0.002	
10/5/2014	<0.002	
10/22/2014	<0.002	
11/5/2014	<0.002	
3/4/2015	<0.002	
3/19/2015	<0.002	
4/8/2015	<0.002	
4/24/2015	<0.002	
7/30/2015	<0.002	
3/8/2016	0.0148 (O)	
5/9/2016	0.00347 (J)	
7/15/2016	0.0017 (J)	
9/9/2016	<0.002	
10/27/2016	<0.002	
1/12/2017	0.002 (J)	
3/21/2017	0.0021 (J)	
5/23/2017	0.001 (J)	
9/19/2017	0.0013 (J)	
3/14/2018	0.0033 (J)	
9/10/2018	0.003 (J)	
3/11/2019	0.0038 (J)	
9/6/2019	0.0024 (J)	
3/3/2020	0.0015 (J)	
9/8/2020	0.0023 (J)	
3/9/2021	0.0045 (J)	
8/2/2021	0.0071	
1/28/2022	0.0031 (J)	
8/10/2022	0.0025 (J)	
2/9/2023	0.0025 (J)	
8/4/2023	<0.002	
2/15/2024	0.001 (J)	
8/2/2024	<0.002	
2/25/2025	<0.002	
8/22/2025		<0.002
2/17/2026		0.00088 (J)

ND substitution: RL or RL/2 if <15% NDs.

Prediction Limit

Constituent: Arsenic (mg/L) Analysis Run 5/1/2026 4:32 PM View: Appendix I Intrawell

Plant Bowen Client: Southern Company Data: Bowen LF 3-8

	GWC-22R	GWC-22R
9/18/2014	<0.005	
10/5/2014	<0.005	
10/22/2014	<0.005	
11/5/2014	<0.005	
3/4/2015	<0.005	
3/19/2015	<0.005	
4/8/2015	<0.005	
4/24/2015	<0.005	
7/30/2015	<0.005	
3/7/2016	<0.005	
5/5/2016	<0.005	
7/14/2016	0.001 (J)	
9/12/2016	<0.005	
10/27/2016	<0.005	
1/13/2017	<0.005	
3/20/2017	0.0012 (J)	
5/23/2017	<0.005	
9/19/2017	0.0021 (J)	
3/13/2018	0.00087 (J)	
9/7/2018	0.0018 (J)	
3/11/2019	0.00099 (J)	
9/5/2019	0.0024 (J)	
3/3/2020	0.0014 (J)	
9/8/2020	0.0025 (J)	
3/9/2021	0.0018 (J)	
8/2/2021	0.0041 (J)	
1/27/2022	0.0045 (J)	
8/10/2022	0.0035 (J)	
2/9/2023	0.003 (J)	
8/3/2023	<0.005	
2/15/2024	0.002 (J)	
7/31/2024	0.0027 (J)	
2/20/2025	0.0016 (J)	
8/26/2025		0.0015 (J)
2/13/2026		0.0017 (J)

ND substitution: RL or RL/2 if <15% NDs.

Prediction Limit

Constituent: Arsenic (mg/L) Analysis Run 5/1/2026 4:32 PM View: Appendix I Intrawell

Plant Bowen Client: Southern Company Data: Bowen LF 3-8

	GWC-23R	GWC-23R
9/18/2014	<0.002	
10/5/2014	<0.002	
10/22/2014	<0.002	
11/5/2014	<0.002	
3/4/2015	<0.002	
3/20/2015	<0.002	
4/8/2015	<0.002	
4/23/2015	<0.002	
7/30/2015	<0.002	
3/9/2016	<0.002	
5/6/2016	<0.002	
7/15/2016	<0.002	
9/14/2016	<0.002	
11/1/2016	<0.002	
1/25/2017	<0.002	
3/22/2017	<0.002	
5/24/2017	0.0006 (J)	
9/21/2017	<0.002	
3/14/2018	0.0014 (J)	
9/11/2018	<0.002	
3/12/2019	<0.002	
9/6/2019	0.00054 (J)	
3/5/2020	<0.002	
9/9/2020	<0.002	
3/10/2021	<0.002	
7/30/2021	0.006	
1/28/2022	0.0026 (J)	
8/11/2022	<0.002	
2/10/2023	0.0032 (J)	
8/3/2023	0.0049 (J)	
2/16/2024	0.0011 (J)	
7/31/2024	0.0023 (J)	
2/25/2025	<0.002	
8/21/2025		<0.002
2/13/2026		<0.002

ND substitution: RL or RL/2 if <15% NDs.

Prediction Limit

Constituent: Arsenic (mg/L) Analysis Run 5/1/2026 4:32 PM View: Appendix I Intrawell

Plant Bowen Client: Southern Company Data: Bowen LF 3-8

	GWC-24R	GWC-24R
9/16/2014	<0.002	
10/4/2014	<0.002	
10/23/2014	<0.002	
11/10/2014	<0.002	
3/4/2015	<0.002	
3/20/2015	<0.002	
4/8/2015	<0.002	
4/23/2015	<0.002	
7/30/2015	<0.002	
3/4/2016	0.00374 (J)	
5/5/2016	<0.002	
7/12/2016	0.0009 (J)	
9/13/2016	<0.002	
10/27/2016	<0.002	
1/13/2017	<0.002	
3/20/2017	0.0013 (J)	
5/19/2017	0.001 (J)	
9/19/2017	<0.002	
3/13/2018	0.0015 (J)	
9/11/2018	<0.002	
3/8/2019	<0.002	
9/5/2019	0.00053 (J)	
3/3/2020	<0.002	
9/9/2020	<0.002	
3/9/2021	<0.002	
7/29/2021	0.0031 (J)	
1/28/2022	0.0021 (J)	
8/9/2022	<0.002	
2/9/2023	<0.002	
8/3/2023	<0.002	
2/15/2024	<0.002	
7/31/2024	0.0017 (J)	
2/24/2025	<0.002	
8/26/2025		<0.002
2/12/2026		<0.002

ND substitution: RL or RL/2 if <15% NDs.

Prediction Limit

Constituent: Arsenic (mg/L) Analysis Run 5/1/2026 4:32 PM View: Appendix I Intrawell

Plant Bowen Client: Southern Company Data: Bowen LF 3-8

	GWC-25R	GWC-25R
9/16/2014	<0.002	
10/4/2014	<0.002	
10/23/2014	<0.002	
11/10/2014	<0.002	
3/4/2015	<0.002	
3/20/2015	<0.002	
4/9/2015	<0.002	
4/23/2015	<0.002	
7/30/2015	<0.002	
3/8/2016	<0.002	
5/4/2016	<0.002	
7/18/2016	<0.002	
9/13/2016	<0.002	
10/27/2016	<0.002	
1/13/2017	<0.002	
3/16/2017	0.0004 (J)	
5/19/2017	0.0005 (J)	
9/19/2017	<0.002	
3/13/2018	0.00073 (J)	
9/11/2018	<0.002	
3/8/2019	<0.002	
9/5/2019	<0.002	
3/3/2020	<0.002	
9/4/2020	<0.002	
3/9/2021	<0.002	
8/2/2021	0.0036 (J)	
1/27/2022	<0.002	
8/9/2022	<0.002	
2/9/2023	<0.002	
8/3/2023	<0.002	
2/16/2024	<0.002	
7/31/2024	0.0013 (J)	
2/25/2025	<0.002	
8/18/2025		<0.002
2/13/2026		<0.002

ND substitution: RL or RL/2 if <15% NDs.

Prediction Limit

Constituent: Arsenic (mg/L) Analysis Run 5/1/2026 4:32 PM View: Appendix I Intrawell

Plant Bowen Client: Southern Company Data: Bowen LF 3-8

	GWC-26	GWC-26
6/20/2023	<0.002	
8/7/2023	<0.002	
10/12/2023	<0.002	
12/12/2023	<0.002	
2/29/2024	<0.002	
4/23/2024	<0.002	
6/12/2024	<0.002	
8/27/2024	0.0025 (J)	
3/4/2025	<0.002	
8/15/2025		<0.002
2/24/2026		<0.002

ND substitution: RL or RL/2 if <15% NDs.

Prediction Limit

Constituent: Arsenic (mg/L) Analysis Run 5/1/2026 4:32 PM View: Appendix I Intrawell

Plant Bowen Client: Southern Company Data: Bowen LF 3-8

	GWC-27	GWC-27
6/23/2023	<0.002	
8/7/2023	<0.002	
10/12/2023	0.001 (J)	
12/12/2023	0.0011 (J)	
2/29/2024	0.00097 (J)	
4/23/2024	<0.002	
6/12/2024	<0.002	
8/26/2024	<0.002	
3/4/2025	<0.002	
8/20/2025		<0.002
3/2/2026		<0.002

ND substitution: RL or RL/2 if <15% NDs.

Prediction Limit

Constituent: Arsenic (mg/L) Analysis Run 5/1/2026 4:32 PM View: Appendix I Intrawell

Plant Bowen Client: Southern Company Data: Bowen LF 3-8

	GWC-27R	GWC-27R
6/23/2023	<0.002	
8/7/2023	<0.002	
10/12/2023	0.0015 (J)	
12/12/2023	0.0014 (J)	
2/29/2024	0.001 (J)	
4/23/2024	<0.002	
6/13/2024	<0.002	
8/26/2024	<0.002	
3/4/2025	<0.002	
8/18/2025		<0.002
3/2/2026		<0.002

ND substitution: RL or RL/2 if <15% NDs.

Prediction Limit

Constituent: Arsenic (mg/L) Analysis Run 5/1/2026 4:33 PM View: Appendix I Intrawell

Plant Bowen Client: Southern Company Data: Bowen LF 3-8

	GWC-28	GWC-28
6/20/2023	<0.005	
8/8/2023	<0.005	
10/12/2023	0.0012 (J)	
12/12/2023	0.0014 (J)	
3/4/2024	<0.005	
4/24/2024	<0.005	
6/12/2024	<0.005	
8/27/2024	0.0034 (J)	
3/6/2025	0.0029 (J)	
8/19/2025		0.0018 (J)
3/2/2026		0.001 (J)

ND substitution: RL or RL/2 if <15% NDs.

Prediction Limit

Constituent: Arsenic (mg/L) Analysis Run 5/1/2026 4:33 PM View: Appendix I Intrawell

Plant Bowen Client: Southern Company Data: Bowen LF 3-8

	GWC-29	GWC-29
6/26/2023	<0.002	
8/7/2023	<0.002	
10/11/2023	0.00092 (J)	
12/12/2023	0.0013 (J)	
2/29/2024	<0.002	
4/23/2024	<0.002	
6/11/2024	<0.002	
8/26/2024	<0.002	
3/5/2025	<0.002	
8/18/2025		<0.002
2/26/2026		<0.002

ND substitution: RL or RL/2 if <15% NDs.

Prediction Limit

Constituent: Arsenic (mg/L) Analysis Run 5/1/2026 4:33 PM View: Appendix I Intrawell

Plant Bowen Client: Southern Company Data: Bowen LF 3-8

	GWC-29R	GWC-29R
6/27/2023	<0.002	
8/10/2023	<0.002	
10/13/2023	0.0013 (J)	
12/13/2023	0.0017 (J)	
3/1/2024	<0.002	
4/24/2024	<0.002	
6/12/2024	0.0011 (J)	
8/27/2024	0.0035 (J)	
3/6/2025	<0.002	
8/19/2025		<0.002
2/26/2026		0.00078 (J)

ND substitution: RL or RL/2 if <15% NDs.

Prediction Limit

Constituent: Arsenic (mg/L) Analysis Run 5/1/2026 4:33 PM View: Appendix I Intrawell

Plant Bowen Client: Southern Company Data: Bowen LF 3-8

	GWC-30	GWC-30
6/27/2023	<0.002	
8/9/2023	<0.002	
10/13/2023	0.00093 (J)	
12/13/2023	0.0013 (J)	
3/1/2024	<0.002	
4/24/2024	<0.002	
6/12/2024	<0.002	
8/27/2024	0.003 (J)	
3/5/2025	<0.002	
8/19/2025		<0.002
2/27/2026		<0.002

ND substitution: RL or RL/2 if <15% NDs.

Prediction Limit

Constituent: Arsenic (mg/L) Analysis Run 5/1/2026 4:33 PM View: Appendix I Intrawell

Plant Bowen Client: Southern Company Data: Bowen LF 3-8

	GWC-31	GWC-31
6/23/2023	0.0047 (J)	
8/9/2023	0.0078	
10/11/2023	0.0061	
12/12/2023	0.0051	
3/1/2024	<0.002	
4/23/2024	0.0023 (J)	
6/12/2024	0.0021 (J)	
8/26/2024	0.002 (J)	
3/5/2025	<0.002	
8/20/2025		<0.002
2/25/2026		0.00096 (J)

ND substitution: RL or RL/2 if <15% NDs.

Prediction Limit

Constituent: Arsenic (mg/L) Analysis Run 5/1/2026 4:33 PM View: Appendix I Intrawell

Plant Bowen Client: Southern Company Data: Bowen LF 3-8

	GWC-31R	GWC-31R
6/23/2023	<0.002	
8/9/2023	<0.002	
10/11/2023	0.001 (J)	
12/12/2023	0.00099 (J)	
3/4/2024	<0.002	
4/23/2024	<0.002	
6/11/2024	<0.002	
8/26/2024	<0.002	
3/5/2025	<0.002	
8/19/2025		<0.002
2/27/2026		<0.002

ND substitution: RL or RL/2 if <15% NDs.

Prediction Limit

Constituent: Arsenic (mg/L) Analysis Run 5/1/2026 4:33 PM View: Appendix I Intrawell

Plant Bowen Client: Southern Company Data: Bowen LF 3-8

	GWC-32	GWC-32
6/26/2023	<0.005	
8/9/2023	<0.005	
10/13/2023	0.0042 (J)	
12/13/2023	0.0069	
2/29/2024	0.004 (J)	
4/24/2024	0.0047 (J)	
6/12/2024	0.0038 (J)	
8/27/2024	0.0051	
3/6/2025	0.0054	
8/20/2025		0.0041
3/2/2026		0.0054

ND substitution: RL or RL/2 if <15% NDs.

Prediction Limit

Constituent: Arsenic (mg/L) Analysis Run 5/1/2026 4:33 PM View: Appendix I Intrawell

Plant Bowen Client: Southern Company Data: Bowen LF 3-8

	GWC-33R	GWC-33R
6/21/2023	<0.002	
8/8/2023	<0.002	
10/11/2023	0.001 (J)	
12/13/2023	0.001 (J)	
3/4/2024	<0.002	
4/23/2024	<0.002	
6/13/2024	<0.002	
8/27/2024	0.0027 (J)	
3/5/2025	<0.002	
8/19/2025		<0.002
3/3/2026		<0.002

ND substitution: RL or RL/2 if <15% NDs.

Prediction Limit

Constituent: Arsenic (mg/L) Analysis Run 5/1/2026 4:33 PM View: Appendix I Intrawell

Plant Bowen Client: Southern Company Data: Bowen LF 3-8

	GWC-34	GWC-34
6/21/2023	<0.005	
8/7/2023	<0.005	
10/10/2023	0.0012 (J)	
12/13/2023	0.0017 (J)	
2/29/2024	<0.005	
4/24/2024	<0.005	
6/13/2024	<0.005	
8/28/2024	0.0019 (J)	
9/4/2025		0.0015 (J)
3/2/2026		0.0013 (J)

ND substitution: RL or RL/2 if <15% NDs.

Prediction Limit

Constituent: Arsenic (mg/L) Analysis Run 5/1/2026 4:33 PM View: Appendix I Intrawell

Plant Bowen Client: Southern Company Data: Bowen LF 3-8

	GWC-34R	GWC-34R
6/21/2023	<0.002	
8/7/2023	<0.002	
10/10/2023	0.00087 (J)	
12/13/2023	0.00094 (J)	
2/29/2024	<0.002	
4/24/2024	<0.002	
6/13/2024	<0.002	
8/28/2024	0.0017 (J)	
9/4/2025		<0.002
3/2/2026		0.00086 (J)

ND substitution: RL or RL/2 if <15% NDs.

Prediction Limit

Constituent: Arsenic (mg/L) Analysis Run 5/1/2026 4:33 PM View: Appendix I Intrawell

Plant Bowen Client: Southern Company Data: Bowen LF 3-8

	GWC-35	GWC-35
6/28/2023	<0.002	
8/10/2023	<0.002	
10/11/2023	0.00095 (J)	
12/13/2023	0.001 (J)	
2/29/2024	<0.002	
4/24/2024	<0.002	
6/13/2024	<0.002	
8/27/2024	0.0031 (J)	
3/5/2025	<0.002	
8/15/2025		<0.002
2/24/2026		<0.002

ND substitution: RL or RL/2 if <15% NDs.

Prediction Limit

Constituent: Arsenic (mg/L) Analysis Run 5/1/2026 4:33 PM View: Appendix I Intrawell

Plant Bowen Client: Southern Company Data: Bowen LF 3-8

	GWC-36A	GWC-36A
4/6/2022	0.0018 (J)	
8/8/2022	<0.002	
2/8/2023	<0.002	
8/2/2023	<0.002	
2/13/2024	<0.002	
7/30/2024	0.0016 (J)	
2/19/2025	<0.002	
8/21/2025		<0.002
2/12/2026		<0.002

ND substitution: RL or RL/2 if <15% NDs.

Prediction Limit

Constituent: Arsenic (mg/L) Analysis Run 5/1/2026 4:33 PM View: Appendix I Intrawell

Plant Bowen Client: Southern Company Data: Bowen LF 3-8

	GWC-36RA	GWC-36RA
9/15/2014	0.0036 (J)	
10/3/2014	<0.002	
10/20/2014	0.0022 (J)	
11/10/2014	<0.002	
3/2/2015	<0.002	
3/17/2015	<0.002	
4/5/2015	<0.002	
4/21/2015	<0.002	
7/28/2015	<0.002	
3/1/2016	<0.002	
5/2/2016	<0.002	
7/6/2016	0.0008 (J)	
9/7/2016	<0.002	
10/25/2016	<0.002	
1/5/2017	<0.002	
3/14/2017	<0.002	
5/16/2017	<0.002	
9/15/2017	0.0007 (J)	
3/12/2018	<0.002	
9/6/2018	<0.002	
3/7/2019	<0.002	
9/4/2019	<0.002	
3/2/2020	<0.002	
9/14/2020	<0.002	
3/26/2021	<0.002	
7/27/2021	<0.002	
1/26/2022	<0.002	
8/8/2022	<0.002	
2/8/2023	<0.002	
8/3/2023	<0.002	
2/13/2024	<0.002	
7/30/2024	0.0016 (J)	
2/19/2025	<0.002	
8/21/2025		<0.002
2/12/2026		<0.002

ND substitution: RL or RL/2 if <15% NDs.

Prediction Limit

Constituent: Arsenic (mg/L) Analysis Run 5/1/2026 4:33 PM View: Appendix I Intrawell

Plant Bowen Client: Southern Company Data: Bowen LF 3-8

	GWC-37	GWC-37
9/16/2014	<0.002	
10/3/2014	<0.002	
10/20/2014	<0.002	
11/10/2014	<0.002	
3/2/2015	<0.002	
3/17/2015	<0.002	
4/5/2015	<0.002	
4/22/2015	<0.002	
7/28/2015	<0.002	
3/1/2016	<0.002	
5/3/2016	<0.002	
7/8/2016	<0.002	
9/7/2016	<0.002	
10/25/2016	<0.002	
1/6/2017	<0.002	
3/14/2017	0.0005 (J)	
5/16/2017	<0.002	
9/15/2017	<0.002	
3/12/2018	<0.002	
9/6/2018	<0.002	
3/6/2019	<0.002	
9/4/2019	<0.002	
3/2/2020	0.00053 (J)	
9/3/2020	<0.002	
2/24/2021	<0.002	
7/28/2021	<0.002	
1/26/2022	0.0019 (J)	
8/8/2022	<0.002	
2/8/2023	<0.002	
8/2/2023	<0.002	
2/13/2024	<0.002	
7/30/2024	0.0014 (J)	
2/19/2025	<0.002	
8/27/2025		<0.002
2/12/2026		<0.002

ND substitution: RL or RL/2 if <15% NDs.

Prediction Limit

Constituent: Arsenic (mg/L) Analysis Run 5/1/2026 4:33 PM View: Appendix I Intrawell

Plant Bowen Client: Southern Company Data: Bowen LF 3-8

	GWC-38	GWC-38
9/16/2014	<0.002	
10/3/2014	<0.002	
10/20/2014	<0.002	
11/10/2014	<0.002	
3/2/2015	0.0062	
3/17/2015	<0.002	
4/6/2015	<0.002	
4/22/2015	<0.002	
7/28/2015	<0.002	
3/2/2016	<0.002	
5/3/2016	<0.002	
7/7/2016	<0.002	
9/8/2016	<0.002	
10/25/2016	<0.002	
2/9/2017	<0.002	
3/23/2017	<0.002	
5/17/2017	<0.002	
9/19/2017	<0.002	
3/13/2018	0.00061 (J)	
9/6/2018	0.00071 (J)	
3/7/2019	<0.002	
9/4/2019	<0.002	
3/2/2020	0.00059 (J)	
9/3/2020	<0.002	
2/24/2021	<0.002	
7/28/2021	<0.002	
1/25/2022	<0.002	
8/5/2022	<0.002	
2/8/2023	<0.002	
8/2/2023	<0.002	
2/13/2024	<0.002	
7/30/2024	0.0017 (J)	
2/19/2025	<0.002	
8/21/2025		<0.002
2/12/2026		<0.002

ND substitution: RL or RL/2 if <15% NDs.

Prediction Limit

Constituent: Arsenic (mg/L) Analysis Run 5/1/2026 4:33 PM View: Appendix I Intrawell

Plant Bowen Client: Southern Company Data: Bowen LF 3-8

	GWC-57	GWC-57
6/21/2023	<0.002	
8/8/2023	<0.002	
10/10/2023	0.0012 (J)	
12/13/2023	0.0019 (J)	
3/4/2024	<0.002	
4/24/2024	<0.002	
6/13/2024	<0.002	
8/27/2024	0.0024 (J)	
3/4/2025	<0.002	
8/15/2025		<0.002
3/2/2026		<0.002

ND substitution: RL or RL/2 if <15% NDs.

Prediction Limit

Constituent: Barium (mg/L) Analysis Run 5/1/2026 4:33 PM View: Appendix I Intrawell

Plant Bowen Client: Southern Company Data: Bowen LF 3-8

	GWA-1	GWA-1
8/23/2007	0.02	
10/23/2007	0.039	
11/18/2007	0.04	
1/30/2008	0.04	
3/10/2008	0.033	
5/13/2008	0.03	
12/5/2008	0.0087	
4/15/2009	0.023	
10/7/2009	0.15 (O)	
5/3/2010	0.025	
10/12/2010	0.029	
4/27/2011	0.026	
10/17/2011	0.021	
5/2/2012	0.0212	
10/8/2012	0.019	
4/12/2013	0.022	
10/16/2013	0.02	
4/11/2014	0.018	
9/30/2014	0.013	
3/30/2015	0.021	
10/13/2015	0.012	
3/22/2016	0.0182	
5/19/2016	0.0193	
7/29/2016	0.0174	
9/23/2016	0.0168	
11/9/2016	0.0171	
1/30/2017	0.019	
3/30/2017	0.0184	
6/9/2017	0.0174	
10/2/2017	0.0167	
3/16/2018	0.016	
9/17/2018	0.015	
3/20/2019	0.019	
9/12/2019	0.018	
3/11/2020	0.016	
9/15/2020	0.019	
3/16/2021	0.018	
8/9/2021	0.019	
2/1/2022	0.015	
8/16/2022	0.017	
2/16/2023	0.018	
7/27/2023	0.018	
2/22/2024	0.018	
8/7/2024	0.015	
2/27/2025	0.017	
9/2/2025		0.017
2/18/2026		0.017

Prediction Limit

Constituent: Barium (mg/L) Analysis Run 5/1/2026 4:33 PM View: Appendix I Intrawell

Plant Bowen Client: Southern Company Data: Bowen LF 3-8

	GWA-2	GWA-2
8/23/2007	0.0073	
10/24/2007	0.027	
11/18/2007	0.13 (O)	
1/31/2008	0.0077	
3/11/2008	0.015	
5/6/2008	0.017	
12/4/2008	0.14 (O)	
4/21/2009	0.018	
10/7/2009	0.014	
4/26/2010	0.017	
10/4/2010	0.011	
4/13/2011	0.026	
10/5/2011	0.021	
4/11/2012	0.0311	
10/9/2012	0.018	
4/15/2013	0.056	
10/15/2013	0.018	
4/22/2014	0.035	
9/30/2014	0.0041	
3/30/2015	0.036	
10/13/2015	0.0048	
3/23/2016	0.0271	
5/20/2016	0.0206	
7/29/2016	0.0275	
9/23/2016	0.0384	
11/9/2016	0.0266	
1/31/2017	0.0094 (J)	
3/30/2017	0.0262	
6/12/2017	0.0288	
10/2/2017	0.0048 (J)	
3/19/2018	0.037	
9/14/2018	0.0059 (J)	
3/20/2019	0.0072 (J)	
9/12/2019	0.0056 (J)	
3/11/2020	0.035	
9/15/2020	0.019	
3/17/2021	0.025	
8/9/2021	0.024	
2/1/2022	0.026	
8/16/2022	0.021	
2/16/2023	0.029	
7/27/2023	0.02	
2/22/2024	0.021	
8/7/2024	0.017	
2/27/2025	0.024	
9/2/2025		0.022
2/18/2026		0.023

Prediction Limit

Constituent: Barium (mg/L) Analysis Run 5/1/2026 4:33 PM View: Appendix I Intrawell

Plant Bowen Client: Southern Company Data: Bowen LF 3-8

	GWA-2R	GWA-2R
8/23/2007	0.0098	
10/24/2007	0.015	
11/18/2007	0.011	
1/31/2008	0.13 (O)	
3/10/2008	0.0078	
5/13/2008	0.0077	
12/4/2008	0.0089	
4/21/2009	0.013	
10/8/2009	0.008	
4/21/2010	0.01	
9/28/2010	0.0036	
4/12/2011	0.0084	
10/4/2011	0.0066	
4/3/2012	0.0625 (O)	
10/9/2012	0.01	
4/11/2013	0.021	
10/16/2013	0.033	
4/10/2014	0.021	
9/30/2014	0.0062	
3/30/2015	0.011	
10/13/2015	0.0065	
3/23/2016	0.0206	
5/19/2016	0.0109	
7/29/2016	0.007 (J)	
9/22/2016	0.0071 (J)	
11/10/2016	0.0052 (J)	
1/31/2017	0.0076 (J)	
4/3/2017	0.007 (J)	
6/9/2017	0.0074 (J)	
10/2/2017	0.0085 (J)	
3/16/2018	0.015	
9/14/2018	0.0095 (J)	
3/19/2019	0.024	
9/13/2019	0.012	
3/11/2020	0.027	
9/15/2020	0.013	
3/16/2021	0.013	
8/9/2021	0.029	
2/1/2022	0.024	
8/16/2022	0.027	
2/16/2023	0.028	
7/27/2023	0.024	
2/26/2024	0.021	
8/6/2024	0.015	
2/27/2025	0.028	
9/2/2025		0.014
2/18/2026		0.012

Prediction Limit

Constituent: Barium (mg/L) Analysis Run 5/1/2026 4:33 PM View: Appendix I Intrawell

Plant Bowen Client: Southern Company Data: Bowen LF 3-8

	GWA-3A	GWA-3A
8/23/2007	0.015 (O)	
11/2/2007	0.017 (O)	
11/18/2007	0.019 (O)	
1/31/2008	0.011 (O)	
3/11/2008	0.016 (O)	
5/14/2008	0.013 (O)	
12/5/2008	0.021 (O)	
4/15/2009	0.012 (O)	
10/8/2009	0.011 (O)	
4/28/2010	0.0081	
10/6/2010	0.0083	
4/21/2011	0.0053	
10/13/2011	0.0071	
5/1/2012	0.0067	
10/9/2012	0.0055	
4/11/2013	0.0061	
10/16/2013	0.0062	
4/23/2014	0.0047	
10/4/2014	0.0055	
3/31/2015	0.0076	
10/12/2015	0.0049	
3/23/2016	0.00742 (J)	
5/23/2016	0.00532 (J)	
7/29/2016	0.0053 (J)	
9/22/2016	0.0058 (J)	
11/10/2016	0.0051 (J)	
1/31/2017	0.0054 (J)	
3/30/2017	0.0049 (J)	
6/12/2017	0.005 (J)	
10/4/2017	0.0047 (J)	
3/19/2018	0.0047 (J)	
9/17/2018	0.0041 (J)	
3/20/2019	0.0042 (J)	
9/13/2019	0.0042 (J)	
3/11/2020	0.0041 (J)	
3/29/2021	0.0073	
8/9/2021	0.0073	
2/2/2022	0.0064	
8/16/2022	0.0067	
2/17/2023	0.0065	
8/1/2023	0.0074	
2/22/2024	0.0074	
8/8/2024	0.0068	
2/26/2025	0.0075	
9/2/2025		0.0078
2/17/2026		0.0079

Prediction Limit

Constituent: Barium (mg/L) Analysis Run 5/1/2026 4:33 PM View: Appendix I Intrawell

Plant Bowen Client: Southern Company Data: Bowen LF 3-8

	GWA-4RZ	GWA-4RZ
5/20/2009	0.025	
10/19/2009	0.019	
4/27/2010	0.015	
10/4/2010	0.022	
4/14/2011	0.01	
10/5/2011	0.012	
4/11/2012	0.0113	
10/2/2012	0.017	
4/11/2013	0.019	
10/21/2013	0.011	
4/23/2014	0.0098	
10/4/2014	0.021	
3/31/2015	0.012	
10/11/2015	0.012	
2/22/2017	0.0273	
4/7/2017	0.024	
6/14/2017	0.027	
7/12/2017	0.027	
7/20/2017	0.0304	
7/28/2017	0.0269	
8/9/2017	0.0254	
8/24/2017	0.0285	
10/3/2017	0.0294	
3/21/2018	0.03	
9/18/2018	0.032	
3/21/2019	0.04	
9/13/2019	0.034	
3/12/2020	0.053	
9/17/2020	0.036	
3/16/2021	0.042	
8/10/2021	0.045	
2/3/2022	0.063	
8/17/2022	0.034	
2/17/2023	0.043	
7/28/2023	0.043	
2/27/2024	0.046	
8/8/2024	0.053	
2/28/2025	0.043	
9/3/2025		0.038
2/18/2026		0.045

Prediction Limit

Constituent: Barium (mg/L) Analysis Run 5/1/2026 4:33 PM View: Appendix I Intrawell

Plant Bowen Client: Southern Company Data: Bowen LF 3-8

	GWA-39RZ	GWA-39RZ
2/21/2017	0.0178	
3/27/2017	0.0162	
6/8/2017	0.0156	
7/17/2017	0.016	
7/27/2017	0.0184	
8/9/2017	0.0162	
9/29/2017	0.0159	
3/16/2018	0.016	
9/14/2018	0.015	
3/14/2019	0.018	
9/11/2019	0.02	
3/9/2020	0.017	
9/16/2020	0.027	
3/16/2021	0.014	
8/6/2021	0.014	
2/2/2022	0.013	
8/16/2022	0.013	
2/14/2023	0.014	
7/25/2023	0.014	
2/19/2024	0.015	
8/1/2024	0.014	
2/26/2025	0.016	
8/28/2025		0.015
2/18/2026		0.019

Prediction Limit

Constituent: Barium (mg/L) Analysis Run 5/1/2026 4:33 PM View: Appendix I Intrawell

Plant Bowen Client: Southern Company Data: Bowen LF 3-8

	GWA-39Z	GWA-39Z
3/14/2016	0.0234	
5/11/2016	0.00793 (J)	
7/19/2016	0.0045 (J)	
9/15/2016	0.0057 (J)	
11/2/2016	0.0043 (J)	
1/18/2017	0.0085 (J)	
3/28/2017	0.0188	
6/7/2017	0.0273	
9/26/2017	0.0236	
3/14/2018	0.027	
9/12/2018	0.022	
3/15/2019	0.019	
9/9/2019	0.015	
3/9/2020	0.0072 (J)	
9/10/2020	0.0042 (J)	
3/12/2021	0.014	
8/4/2021	0.011	
1/31/2022	0.013	
8/10/2022	0.01	
2/13/2023	0.018	
7/26/2023	0.016	
2/19/2024	0.013	
8/1/2024	0.011	
2/25/2025	0.019	
8/28/2025		0.013
2/18/2026		0.016

Prediction Limit

Constituent: Barium (mg/L) Analysis Run 5/1/2026 4:33 PM View: Appendix I Intrawell

Plant Bowen Client: Southern Company Data: Bowen LF 3-8

	GWA-40	GWA-40
3/15/2016	0.0101	
5/11/2016	0.00992 (J)	
7/21/2016	0.009 (J)	
9/15/2016	0.0109	
11/3/2016	0.0115	
1/17/2017	0.0101	
3/24/2017	0.0086 (J)	
5/24/2017	0.0087 (J)	
9/26/2017	0.0075 (J)	
3/14/2018	0.0064 (J)	
9/12/2018	0.0075 (J)	
3/13/2019	0.0076 (J)	
9/9/2019	0.0078 (J)	
3/9/2020	0.0088 (J)	
9/11/2020	0.0079 (J)	
3/10/2021	0.0083	
8/4/2021	0.008	
1/31/2022	0.0081	
8/12/2022	0.0076	
2/13/2023	0.0075	
7/26/2023	0.0081	
2/19/2024	0.0083	
8/1/2024	0.0073	
2/25/2025	0.0083	
8/27/2025		0.0073
2/16/2026		0.0078

Prediction Limit

Constituent: Barium (mg/L) Analysis Run 5/1/2026 4:33 PM View: Appendix I Intrawell

Plant Bowen Client: Southern Company Data: Bowen LF 3-8

	GWA-41	GWA-41
3/15/2016	0.0291	
5/12/2016	0.0322	
7/20/2016	0.0313	
9/15/2016	0.0217	
11/3/2016	0.0272	
1/18/2017	0.0286	
3/24/2017	0.0307	
6/6/2017	0.0242	
9/25/2017	0.0252	
3/14/2018	0.021	
9/12/2018	0.025	
3/14/2019	0.028	
9/10/2019	0.018	
3/6/2020	0.022	
9/10/2020	0.024	
3/11/2021	0.024	
8/4/2021	0.021	
1/31/2022	0.022	
8/11/2022	0.022	
2/13/2023	0.029	
7/25/2023	0.018	
2/19/2024	0.017	
8/1/2024	0.014	
2/25/2025	0.019	
8/28/2025		0.015
2/16/2026		0.015

Prediction Limit

Constituent: Barium (mg/L) Analysis Run 5/1/2026 4:33 PM View: Appendix I Intrawell

Plant Bowen Client: Southern Company Data: Bowen LF 3-8

	GWA-41R	GWA-41R
3/15/2016	0.0462	
5/13/2016	0.0265	
7/21/2016	0.0243	
9/21/2016	0.0145	
11/3/2016	0.0082 (J)	
1/17/2017	0.007 (J)	
3/27/2017	0.016	
6/6/2017	0.0301	
9/25/2017	0.0169	
3/14/2018	0.036	
9/12/2018	0.021	
3/14/2019	0.04	
9/10/2019	0.031	
3/9/2020	0.031	
9/10/2020	0.031	
3/10/2021	0.023	
8/4/2021	0.021	
1/31/2022	0.031	
8/11/2022	0.019	
2/13/2023	0.028	
7/25/2023	0.023	
2/19/2024	0.027	
8/1/2024	0.044	
2/25/2025	0.037	
8/27/2025		0.025
2/16/2026		0.023

Prediction Limit

Constituent: Barium (mg/L) Analysis Run 5/1/2026 4:33 PM View: Appendix I Intrawell

Plant Bowen Client: Southern Company Data: Bowen LF 3-8

	GWA-42	GWA-42
3/11/2016	0.00639 (J)	
5/16/2016	0.00622 (J)	
7/22/2016	0.0062 (J)	
9/19/2016	0.0064 (J)	
11/3/2016	0.0058 (J)	
1/17/2017	0.0061 (J)	
3/27/2017	0.0063 (J)	
6/7/2017	0.0064 (J)	
9/26/2017	0.006 (J)	
3/14/2018	0.0065 (J)	
9/14/2018	0.0065 (J)	
3/14/2019	0.0066 (J)	
9/10/2019	0.0068 (J)	
3/6/2020	0.0066 (J)	
9/10/2020	0.0059 (J)	
3/11/2021	0.0061	
8/4/2021	0.0061	
1/31/2022	0.0063	
8/10/2022	0.0063	
2/13/2023	0.0061	
7/26/2023	0.0064	
2/20/2024	0.007	
8/1/2024	0.0063	
2/25/2025	0.0071	
8/28/2025		0.0065
2/16/2026		0.0071

Prediction Limit

Constituent: Barium (mg/L) Analysis Run 5/1/2026 4:33 PM View: Appendix I Intrawell

Plant Bowen Client: Southern Company Data: Bowen LF 3-8

	GWA-43	GWA-43
3/11/2016	0.0116	
5/13/2016	0.0361	
7/19/2016	0.036	
9/16/2016	0.0259	
11/2/2016	0.037	
1/18/2017	0.0248	
3/28/2017	0.0222	
6/6/2017	0.02	
9/22/2017	0.0179	
3/14/2018	0.016	
9/12/2018	0.017	
3/13/2019	0.014	
9/11/2019	0.015	
3/9/2020	0.012	
9/11/2020	0.024	
3/11/2021	0.0096	
8/6/2021	0.015	
1/31/2022	0.014	
8/11/2022	0.016	
2/14/2023	0.011	
7/25/2023	0.012	
2/20/2024	0.011	
8/2/2024	0.0099	
2/25/2025	0.01	
8/28/2025		0.012
2/16/2026		0.013

Prediction Limit

Constituent: Barium (mg/L) Analysis Run 5/1/2026 4:33 PM View: Appendix I Intrawell

Plant Bowen Client: Southern Company Data: Bowen LF 3-8

	GWA-43R	GWA-43R
3/11/2016	0.00819 (J)	
5/13/2016	0.00756 (J)	
7/19/2016	0.0079 (J)	
9/16/2016	0.0078 (J)	
11/2/2016	0.0082 (J)	
1/18/2017	0.0085 (J)	
3/28/2017	0.0084 (J)	
6/6/2017	0.0078 (J)	
9/22/2017	0.0076 (J)	
3/15/2018	0.0092 (J)	
9/12/2018	0.008 (J)	
3/13/2019	0.0077 (J)	
9/11/2019	0.0079 (J)	
3/9/2020	0.0069 (J)	
9/14/2020	0.0075 (J)	
3/11/2021	0.0069	
8/5/2021	0.0069	
1/31/2022	0.0076	
8/10/2022	0.0066	
2/13/2023	0.0064	
7/25/2023	0.0073	
2/20/2024	0.0074	
8/2/2024	0.0072	
2/25/2025	0.0074	
8/28/2025		0.0072
2/16/2026		0.0075

Prediction Limit

Constituent: Barium (mg/L) Analysis Run 5/1/2026 4:33 PM View: Appendix I Intrawell

Plant Bowen Client: Southern Company Data: Bowen LF 3-8

	GWA-50	GWA-50
12/12/2008	0.098 (O)	
4/23/2009	0.013	
10/6/2009	0.011	
4/27/2010	0.016	
9/30/2010	0.013	
4/14/2011	0.011	
10/5/2011	0.015	
4/11/2012	0.0102	
10/2/2012	0.0091	
4/9/2013	0.01	
10/15/2013	0.0098	
4/10/2014	0.011	
10/1/2014	0.0033	
3/30/2015	0.0043	
10/11/2015	0.0038	
3/28/2016	0.0133	
5/23/2016	0.0109	
8/1/2016	0.0058 (J)	
9/26/2016	0.0092 (J)	
11/10/2016	0.0083 (J)	
1/30/2017	0.0117	
4/7/2017	0.0109	
6/12/2017	0.0094 (J)	
10/2/2017	0.0122	
3/16/2018	0.0084 (J)	
9/17/2018	0.01	
3/19/2019	0.012	
9/13/2019	0.0088 (J)	
3/11/2020	0.0077 (J)	
9/16/2020	0.0081 (J)	
3/17/2021	0.0074	
8/9/2021	0.0071	
2/1/2022	0.0065	
8/16/2022	0.0072	
2/16/2023	0.0067	
7/28/2023	0.0075	
2/22/2024	0.0073	
8/8/2024	0.0073	
2/27/2025	0.0074	
9/2/2025		0.0075
2/17/2026		0.0071

Prediction Limit

Constituent: Barium (mg/L) Analysis Run 5/1/2026 4:33 PM View: Appendix I Intrawell

Plant Bowen Client: Southern Company Data: Bowen LF 3-8

	GWA-50R	GWA-50R
12/12/2008	0.016	
4/23/2009	0.14 (O)	
10/6/2009	0.12 (O)	
5/3/2010	0.12 (O)	
10/11/2010	0.019	
4/27/2011	0.02	
10/19/2011	0.014	
5/1/2012	0.013	
10/2/2012	0.015	
4/10/2013	0.016	
10/16/2013	0.017	
4/22/2014	0.017	
10/1/2014	0.013	
3/30/2015	0.014	
10/11/2015	0.0093	
3/28/2016	0.0155	
5/25/2016	0.0143	
8/1/2016	0.0129	
9/26/2016	0.0177	
11/11/2016	0.0117	
1/30/2017	0.0113	
4/3/2017	0.0166	
6/12/2017	0.017	
10/2/2017	0.0157	
3/16/2018	0.012	
9/18/2018	0.0099 (J)	
3/19/2019	0.013	
9/12/2019	0.011	
3/11/2020	0.0095 (J)	
9/15/2020	0.0089 (J)	
3/17/2021	0.012	
8/9/2021	0.0089	
2/2/2022	0.009	
8/17/2022	0.0091	
2/16/2023	0.0081	
7/28/2023	0.0079	
2/22/2024	0.008	
8/8/2024	0.0079	
2/28/2025	0.0081	
9/2/2025		0.008
2/17/2026		0.0081

Prediction Limit

Constituent: Barium (mg/L) Analysis Run 5/1/2026 4:33 PM View: Appendix I Intrawell

Plant Bowen Client: Southern Company Data: Bowen LF 3-8

	GWC-16R	GWC-16R
9/16/2014	0.069	
10/4/2014	0.057	
10/21/2014	0.056	
11/11/2014	0.05	
3/3/2015	0.045	
3/18/2015	0.044	
4/6/2015	0.045	
4/23/2015	0.041	
7/29/2015	0.043	
3/3/2016	0.0806	
5/10/2016	0.0495	
7/13/2016	0.0374	
9/15/2016	0.0542	
11/2/2016	0.0561	
1/11/2017	0.0401	
3/20/2017	0.0383	
5/23/2017	0.0376	
9/21/2017	0.0418	
3/14/2018	0.036	
9/7/2018	0.047	
3/11/2019	0.044	
9/9/2019	0.03	
3/4/2020	0.045	
9/9/2020	0.051	
3/9/2021	0.058	
7/30/2021	0.045	
1/28/2022	0.049	
8/11/2022	0.034	
2/10/2023	0.053	
8/4/2023	0.034	
2/15/2024	0.041	
7/31/2024	0.035	
2/25/2025	0.039	
8/21/2025		0.028
2/13/2026		0.035

Prediction Limit

Constituent: Barium (mg/L) Analysis Run 5/1/2026 4:33 PM View: Appendix I Intrawell

Plant Bowen Client: Southern Company Data: Bowen LF 3-8

	GWC-17R	GWC-17R
9/17/2014	0.019	
10/4/2014	0.02	
10/21/2014	0.02	
11/11/2014	0.021	
3/3/2015	0.02	
3/18/2015	0.019	
4/6/2015	0.02	
4/23/2015	0.019	
7/29/2015	0.02	
3/4/2016	0.0219	
5/10/2016	0.0204	
7/14/2016	0.0198	
9/14/2016	0.0183	
11/1/2016	0.0209	
1/11/2017	0.0194	
3/21/2017	0.0201	
5/23/2017	0.0199	
9/22/2017	0.0195	
3/14/2018	0.02	
9/11/2018	0.019	
3/12/2019	0.021	
9/10/2019	0.019	
3/5/2020	0.018	
9/9/2020	0.018	
3/10/2021	0.019	
7/30/2021	0.019	
1/28/2022	0.018	
8/11/2022	0.017	
2/10/2023	0.018	
8/3/2023	0.019	
2/15/2024	0.018	
7/31/2024	0.018	
2/25/2025	0.019	
8/22/2025		0.019
2/13/2026		0.018

Prediction Limit

Constituent: Barium (mg/L) Analysis Run 5/1/2026 4:33 PM View: Appendix I Intrawell

Plant Bowen Client: Southern Company Data: Bowen LF 3-8

	GWC-18	GWC-18
9/17/2014	0.035	
10/4/2014	0.038	
10/21/2014	0.034	
11/5/2014	0.04	
3/3/2015	0.033	
3/18/2015	0.031	
4/7/2015	0.038	
4/23/2015	0.031	
7/29/2015	0.045	
3/7/2016	0.021	
5/5/2016	0.0278	
7/13/2016	0.0255	
9/13/2016	0.0251	
10/31/2016	0.0277	
1/12/2017	0.0258	
3/23/2017	0.0254	
5/23/2017	0.0247	
9/25/2017	0.0228	
3/14/2018	0.025	
9/11/2018	0.019	
3/12/2019	0.014	
9/9/2019	0.028	
3/6/2020	0.015	
9/9/2020	0.016	
2/26/2021	0.017	
7/29/2021	0.016	
1/28/2022	0.044	
8/10/2022	0.013	
2/9/2023	0.016	
8/3/2023	0.012	
2/14/2024	0.014	
7/31/2024	0.013	
2/20/2025	0.014	
8/26/2025		0.014
2/12/2026		0.014

Prediction Limit

Constituent: Barium (mg/L) Analysis Run 5/1/2026 4:33 PM View: Appendix I Intrawell

Plant Bowen Client: Southern Company Data: Bowen LF 3-8

	GWC-18R	GWC-18R
9/17/2014	0.015	
10/4/2014	0.028	
10/21/2014	0.027 (O)	
11/11/2014	0.028 (O)	
3/3/2015	0.034 (O)	
3/18/2015	0.014	
4/7/2015	0.017	
4/23/2015	0.013	
7/29/2015	0.013	
3/7/2016	0.0129	
5/5/2016	0.0149	
7/13/2016	0.0132	
9/12/2016	0.0142	
11/1/2016	0.0127	
1/11/2017	0.0146	
3/20/2017	0.0147	
5/22/2017	0.0146	
9/21/2017	0.0152	
3/14/2018	0.014	
9/7/2018	0.015	
3/12/2019	0.014	
9/6/2019	0.014	
3/5/2020	0.015	
9/9/2020	0.014	
2/26/2021	0.015	
7/29/2021	0.015	
1/27/2022	0.014	
8/10/2022	0.014	
2/9/2023	0.015	
8/4/2023	0.013	
2/14/2024	0.014	
7/31/2024	0.013	
2/19/2025	0.014	
8/22/2025		0.014
2/12/2026		0.015

Prediction Limit

Constituent: Barium (mg/L) Analysis Run 5/1/2026 4:33 PM View: Appendix I Intrawell

Plant Bowen Client: Southern Company Data: Bowen LF 3-8

	GWC-19R	GWC-19R
9/17/2014	0.018	
10/4/2014	0.017	
10/21/2014	0.017	
11/5/2014	0.017	
3/3/2015	0.016	
3/19/2015	0.015	
4/7/2015	0.017	
4/24/2015	0.015	
7/29/2015	0.016	
3/7/2016	0.0161	
5/9/2016	0.0162	
7/14/2016	0.0142	
9/12/2016	0.0154	
10/31/2016	0.015	
1/11/2017	0.0148	
3/21/2017	0.0159	
5/22/2017	0.0155	
9/20/2017	0.0164	
3/14/2018	0.016	
9/10/2018	0.016	
3/12/2019	0.016	
9/9/2019	0.015	
3/4/2020	0.017	
9/9/2020	0.014	
2/26/2021	0.016	
8/3/2021	0.017	
1/27/2022	0.016	
8/9/2022	0.014	
2/9/2023	0.015	
8/4/2023	0.014	
2/14/2024	0.015	
7/31/2024	0.014	
2/20/2025	0.016	
8/27/2025		0.015
2/12/2026		0.016

Prediction Limit

Constituent: Barium (mg/L) Analysis Run 5/1/2026 4:33 PM View: Appendix I Intrawell

Plant Bowen Client: Southern Company Data: Bowen LF 3-8

	GWC-20R	GWC-20R
9/18/2014	0.031	
10/5/2014	0.032	
10/22/2014	0.03	
11/5/2014	0.031	
3/4/2015	0.026	
3/19/2015	0.028	
4/7/2015	0.031	
4/24/2015	0.027	
7/30/2015	0.032	
3/8/2016	0.0298	
5/9/2016	0.0304	
7/14/2016	0.0307	
9/12/2016	0.0331	
10/31/2016	0.0321	
1/12/2017	0.0291	
3/22/2017	0.025	
5/22/2017	0.0276	
9/19/2017	0.034	
3/14/2018	0.03	
9/10/2018	0.028	
3/12/2019	0.03	
9/6/2019	0.027	
3/5/2020	0.028	
9/4/2020	0.033	
3/9/2021	0.027	
8/2/2021	0.03	
1/27/2022	0.028	
8/9/2022	0.029	
2/10/2023	0.031	
8/3/2023	0.035	
2/15/2024	0.031	
8/1/2024	0.038	
2/20/2025	0.033	
8/26/2025		0.039
2/12/2026		0.041

Prediction Limit

Constituent: Barium (mg/L) Analysis Run 5/1/2026 4:33 PM View: Appendix I Intrawell

Plant Bowen Client: Southern Company Data: Bowen LF 3-8

	GWC-21R	GWC-21R
9/18/2014	0.023	
10/5/2014	0.025	
10/22/2014	0.025	
11/5/2014	0.025	
3/4/2015	0.024	
3/19/2015	0.024	
4/8/2015	0.027	
4/24/2015	0.025	
7/30/2015	0.025	
3/8/2016	0.0377	
5/9/2016	0.0347	
7/15/2016	0.0259	
9/9/2016	0.0242	
10/27/2016	0.0227	
1/12/2017	0.0253	
3/21/2017	0.0292	
5/23/2017	0.0282	
9/19/2017	0.0276	
3/14/2018	0.024	
9/10/2018	0.016	
3/11/2019	0.015	
9/6/2019	0.041	
3/3/2020	0.022	
9/8/2020	0.015	
3/9/2021	0.014	
8/2/2021	0.024	
1/28/2022	0.037	
8/10/2022	0.03	
2/9/2023	0.031	
8/4/2023	0.025	
2/15/2024	0.024	
8/2/2024	0.023	
2/25/2025	0.024	
8/22/2025		0.024
2/17/2026		0.024

Prediction Limit

Constituent: Barium (mg/L) Analysis Run 5/1/2026 4:33 PM View: Appendix I Intrawell

Plant Bowen Client: Southern Company Data: Bowen LF 3-8

	GWC-22R	GWC-22R
9/18/2014	0.057	
10/5/2014	0.052	
10/22/2014	0.052	
11/5/2014	0.052	
3/4/2015	0.046	
3/19/2015	0.045	
4/8/2015	0.045	
4/24/2015	0.039	
7/30/2015	0.039	
3/7/2016	0.026	
5/5/2016	0.0374	
7/14/2016	0.0271	
9/12/2016	0.045	
10/27/2016	0.0359	
1/13/2017	0.0338	
3/20/2017	0.033	
5/23/2017	0.0287	
9/19/2017	0.0389	
3/13/2018	0.028	
9/7/2018	0.055	
3/11/2019	0.048	
9/5/2019	0.045	
3/3/2020	0.044	
9/8/2020	0.054	
3/9/2021	0.045	
8/2/2021	0.034	
1/27/2022	0.06	
8/10/2022	0.042	
2/9/2023	0.04	
8/3/2023	0.033	
2/15/2024	0.036	
7/31/2024	0.032	
2/20/2025	0.042	
8/26/2025		0.036
2/13/2026		0.031

Prediction Limit

Constituent: Barium (mg/L) Analysis Run 5/1/2026 4:33 PM View: Appendix I Intrawell

Plant Bowen Client: Southern Company Data: Bowen LF 3-8

	GWC-23R	GWC-23R
9/18/2014	0.042	
10/5/2014	0.038	
10/22/2014	0.029	
11/5/2014	0.031	
3/4/2015	0.03	
3/20/2015	0.027	
4/8/2015	0.032	
4/23/2015	0.026	
7/30/2015	0.029	
3/9/2016	0.0255	
5/6/2016	0.0233	
7/15/2016	0.0208	
9/14/2016	0.0198	
11/1/2016	0.0207	
1/25/2017	0.0195	
3/22/2017	0.0211	
5/24/2017	0.0217	
9/21/2017	0.0226	
3/14/2018	0.024	
9/11/2018	0.023	
3/12/2019	0.022	
9/6/2019	0.021	
3/5/2020	0.022	
9/9/2020	0.036	
3/10/2021	0.026	
7/30/2021	0.028	
1/28/2022	0.036	
8/11/2022	0.034	
2/10/2023	0.038	
8/3/2023	0.042	
2/16/2024	0.14 (o)	
4/3/2024	0.018	
7/31/2024	0.038	
2/25/2025	0.023	
8/21/2025		0.02
2/13/2026		0.022

Prediction Limit

Constituent: Barium (mg/L) Analysis Run 5/1/2026 4:33 PM View: Appendix I Intrawell

Plant Bowen Client: Southern Company Data: Bowen LF 3-8

	GWC-24R	GWC-24R
9/16/2014	0.019	
10/4/2014	0.019	
10/23/2014	0.019	
11/10/2014	0.019	
3/4/2015	0.021	
3/20/2015	0.02	
4/8/2015	0.023	
4/23/2015	0.02	
7/30/2015	0.021	
3/4/2016	0.0422 (O)	
5/5/2016	0.0249	
7/12/2016	0.0246	
9/13/2016	0.0236	
10/27/2016	0.0229	
1/13/2017	0.0292	
3/20/2017	0.029	
5/19/2017	0.0295	
9/19/2017	0.0248	
3/13/2018	0.031	
9/11/2018	0.024	
3/8/2019	0.02	
9/5/2019	0.022	
3/3/2020	0.02	
9/9/2020	0.024	
3/9/2021	0.021	
7/29/2021	0.014	
1/28/2022	0.025	
8/9/2022	0.015	
2/9/2023	0.018	
8/3/2023	0.017	
2/15/2024	0.018	
7/31/2024	0.017	
2/24/2025	0.016	
8/26/2025		0.017
2/12/2026		0.019

Prediction Limit

Constituent: Barium (mg/L) Analysis Run 5/1/2026 4:33 PM View: Appendix I Intrawell

Plant Bowen Client: Southern Company Data: Bowen LF 3-8

	GWC-25R	GWC-25R
9/16/2014	0.015	
10/4/2014	0.015	
10/23/2014	0.015	
11/10/2014	0.015	
3/4/2015	0.016	
3/20/2015	0.015	
4/9/2015	0.016	
4/23/2015	0.015	
7/30/2015	0.015	
3/8/2016	0.0161	
5/4/2016	0.0167	
7/18/2016	0.0162	
9/13/2016	0.0161	
10/27/2016	0.016	
1/13/2017	0.015	
3/16/2017	0.0163	
5/19/2017	0.0164	
9/19/2017	0.0147	
3/13/2018	0.015	
9/11/2018	0.015	
3/8/2019	0.017	
9/5/2019	0.016	
3/3/2020	0.015	
9/4/2020	0.016	
3/9/2021	0.016	
8/2/2021	0.018	
1/27/2022	0.017	
8/9/2022	0.015	
2/9/2023	0.016	
8/3/2023	0.014	
2/16/2024	0.015	
7/31/2024	0.014	
2/25/2025	0.015	
8/18/2025		0.014
2/13/2026		0.015

Prediction Limit

Constituent: Barium (mg/L) Analysis Run 5/1/2026 4:33 PM View: Appendix I Intrawell

Plant Bowen Client: Southern Company Data: Bowen LF 3-8

	GWC-26	GWC-26
6/20/2023	0.019	
8/7/2023	0.018	
10/12/2023	0.017	
12/12/2023	0.017	
2/29/2024	0.031	
4/23/2024	0.017	
6/12/2024	0.017	
8/27/2024	0.021	
3/4/2025	0.025	
8/15/2025		0.016
2/24/2026		0.036

Prediction Limit

Constituent: Barium (mg/L) Analysis Run 5/1/2026 4:33 PM View: Appendix I Intrawell

Plant Bowen Client: Southern Company Data: Bowen LF 3-8

	GWC-27	GWC-27
6/23/2023	0.015	
8/7/2023	0.016	
10/12/2023	0.017	
12/12/2023	0.017	
2/29/2024	0.017	
4/23/2024	0.016	
6/12/2024	0.016	
8/26/2024	0.016	
3/4/2025	0.017	
8/20/2025		0.016
3/2/2026		0.018

Prediction Limit

Constituent: Barium (mg/L) Analysis Run 5/1/2026 4:33 PM View: Appendix I Intrawell

Plant Bowen Client: Southern Company Data: Bowen LF 3-8

	GWC-27R	GWC-27R
6/23/2023	0.012	
8/7/2023	0.013	
10/12/2023	0.015	
12/12/2023	0.016	
2/29/2024	0.015	
4/23/2024	0.014	
6/13/2024	0.014	
8/26/2024	0.014	
3/4/2025	0.015	
8/18/2025		0.014
3/2/2026		0.015

Prediction Limit

Constituent: Barium (mg/L) Analysis Run 5/1/2026 4:33 PM View: Appendix I Intrawell

Plant Bowen Client: Southern Company Data: Bowen LF 3-8

	GWC-28	GWC-28
6/20/2023	0.013	
8/8/2023	0.013	
10/12/2023	0.011	
12/12/2023	0.012	
3/4/2024	0.012	
4/24/2024	0.012	
6/12/2024	0.012	
8/27/2024	0.015	
3/6/2025	0.017	
8/19/2025		0.023
3/2/2026		0.026

Prediction Limit

Constituent: Barium (mg/L) Analysis Run 5/1/2026 4:33 PM View: Appendix I Intrawell

Plant Bowen Client: Southern Company Data: Bowen LF 3-8

	GWC-29	GWC-29
6/26/2023	0.029	
8/7/2023	0.032	
10/11/2023	0.038	
12/12/2023	0.033	
2/29/2024	0.035	
4/23/2024	0.027	
6/11/2024	0.03	
8/26/2024	0.031	
3/5/2025	0.031	
8/18/2025		0.028
2/26/2026		0.03

Prediction Limit

Constituent: Barium (mg/L) Analysis Run 5/1/2026 4:33 PM View: Appendix I Intrawell

Plant Bowen Client: Southern Company Data: Bowen LF 3-8

	GWC-29R	GWC-29R
6/27/2023	0.012	
8/10/2023	0.012	
10/13/2023	0.013	
12/13/2023	0.013	
3/1/2024	0.014	
4/24/2024	0.014	
6/12/2024	0.013	
8/27/2024	0.013	
3/6/2025	0.015	
8/19/2025		0.014
2/26/2026		0.015

Prediction Limit

Constituent: Barium (mg/L) Analysis Run 5/1/2026 4:33 PM View: Appendix I Intrawell

Plant Bowen Client: Southern Company Data: Bowen LF 3-8

	GWC-30	GWC-30
6/27/2023	0.015	
8/9/2023	0.015	
10/13/2023	0.018	
12/13/2023	0.02	
3/1/2024	0.02	
4/24/2024	0.017	
6/12/2024	0.017	
8/27/2024	0.023	
3/5/2025	0.022	
8/19/2025		0.02
2/27/2026		0.022

Prediction Limit

Constituent: Barium (mg/L) Analysis Run 5/1/2026 4:33 PM View: Appendix I Intrawell

Plant Bowen Client: Southern Company Data: Bowen LF 3-8

	GWC-31	GWC-31
6/23/2023	0.048	
8/9/2023	0.07	
10/11/2023	0.085	
12/12/2023	0.078	
3/1/2024	0.072	
4/23/2024	0.062	
6/12/2024	0.059	
8/26/2024	0.06	
3/5/2025	0.053	
8/20/2025		0.054
2/25/2026		0.05

Prediction Limit

Constituent: Barium (mg/L) Analysis Run 5/1/2026 4:33 PM View: Appendix I Intrawell

Plant Bowen Client: Southern Company Data: Bowen LF 3-8

	GWC-31R	GWC-31R
6/23/2023	0.019	
8/9/2023	0.025	
10/11/2023	0.021	
12/12/2023	0.018	
3/4/2024	0.027	
4/23/2024	0.02	
6/11/2024	0.019	
8/26/2024	0.018	
3/5/2025	0.019	
8/19/2025		0.016
2/27/2026		0.017

Prediction Limit

Constituent: Barium (mg/L) Analysis Run 5/1/2026 4:33 PM View: Appendix I Intrawell

Plant Bowen Client: Southern Company Data: Bowen LF 3-8

	GWC-32	GWC-32
6/26/2023	0.016	
8/9/2023	0.02	
10/13/2023	0.027	
12/13/2023	0.032	
2/29/2024	0.038	
4/24/2024	0.03	
6/12/2024	0.033	
8/27/2024	0.036	
3/6/2025	0.033	
8/20/2025		0.034
3/2/2026		0.033

Prediction Limit

Constituent: Barium (mg/L) Analysis Run 5/1/2026 4:33 PM View: Appendix I Intrawell

Plant Bowen Client: Southern Company Data: Bowen LF 3-8

	GWC-33R	GWC-33R
6/21/2023	0.0019 (J)	
8/8/2023	0.0013 (J)	
10/11/2023	0.0013 (J)	
12/13/2023	0.0014 (J)	
3/4/2024	0.0015 (J)	
4/23/2024	0.0014 (J)	
6/13/2024	0.0014 (J)	
8/27/2024	0.0014 (J)	
3/5/2025	0.0019 (J)	
8/19/2025		0.0016 (J)
3/3/2026		0.0015 (J)

Prediction Limit

Constituent: Barium (mg/L) Analysis Run 5/1/2026 4:33 PM View: Appendix I Intrawell

Plant Bowen Client: Southern Company Data: Bowen LF 3-8

	GWC-34	GWC-34
6/21/2023	0.023	
8/7/2023	0.025	
10/10/2023	0.031	
12/13/2023	0.029	
2/29/2024	0.029	
4/24/2024	0.029	
6/13/2024	0.029	
8/28/2024	0.035	
9/4/2025		0.04
3/2/2026		0.039

Prediction Limit

Constituent: Barium (mg/L) Analysis Run 5/1/2026 4:33 PM View: Appendix I Intrawell

Plant Bowen Client: Southern Company Data: Bowen LF 3-8

	GWC-34R	GWC-34R
6/21/2023	0.016	
8/7/2023	0.016	
10/10/2023	0.019	
12/13/2023	0.018	
2/29/2024	0.018	
4/24/2024	0.017	
6/13/2024	0.017	
8/28/2024	0.019	
9/4/2025		0.019
3/2/2026		0.02

Prediction Limit

Constituent: Barium (mg/L) Analysis Run 5/1/2026 4:33 PM View: Appendix I Intrawell

Plant Bowen Client: Southern Company Data: Bowen LF 3-8

	GWC-35	GWC-35
6/28/2023	0.019	
8/10/2023	0.021	
10/11/2023	0.02	
12/13/2023	0.022	
2/29/2024	0.023	
4/24/2024	0.022	
6/13/2024	0.021	
8/27/2024	0.024	
3/5/2025	0.027	
8/15/2025		0.024
2/24/2026		0.027

Prediction Limit

Constituent: Barium (mg/L) Analysis Run 5/1/2026 4:33 PM View: Appendix I Intrawell

Plant Bowen Client: Southern Company Data: Bowen LF 3-8

	GWC-36A	GWC-36A
4/6/2022	0.041	
8/8/2022	0.037	
2/8/2023	0.041	
8/2/2023	0.026	
2/13/2024	0.039	
7/30/2024	0.037	
2/19/2025	0.039	
8/21/2025		0.022
2/12/2026		0.032

Prediction Limit

Constituent: Barium (mg/L) Analysis Run 5/1/2026 4:33 PM View: Appendix I Intrawell

Plant Bowen Client: Southern Company Data: Bowen LF 3-8

	GWC-36RA	GWC-36RA
9/15/2014	0.031	
10/3/2014	0.024	
10/20/2014	0.024	
11/10/2014	0.014	
3/2/2015	0.013	
3/17/2015	0.013	
4/5/2015	0.022	
4/21/2015	0.018	
7/28/2015	0.022	
3/1/2016	0.021	
5/2/2016	0.0225	
7/6/2016	0.0249	
9/7/2016	0.0251	
10/25/2016	0.0274	
1/5/2017	0.028	
3/14/2017	0.02	
5/16/2017	0.0221	
9/15/2017	0.0231	
3/12/2018	0.023	
9/6/2018	0.024	
3/7/2019	0.018	
9/4/2019	0.026	
3/2/2020	0.024	
9/14/2020	0.03	
3/26/2021	0.02	
7/27/2021	0.043	
1/26/2022	0.035	
8/8/2022	0.038	
2/8/2023	0.038	
8/3/2023	0.033	
2/13/2024	0.036	
7/30/2024	0.036	
2/19/2025	0.036	
8/21/2025		0.026
2/12/2026		0.034

Prediction Limit

Constituent: Barium (mg/L) Analysis Run 5/1/2026 4:33 PM View: Appendix I Intrawell

Plant Bowen Client: Southern Company Data: Bowen LF 3-8

	GWC-37	GWC-37
9/16/2014	0.0071	
10/3/2014	0.0087	
10/20/2014	0.0085	
11/10/2014	0.008	
3/2/2015	0.0063	
3/17/2015	0.0066	
4/5/2015	0.0068	
4/22/2015	0.0094	
7/28/2015	0.0057	
3/1/2016	0.0101	
5/3/2016	0.0104	
7/8/2016	0.0095 (J)	
9/7/2016	0.0095 (J)	
10/25/2016	0.0121	
1/6/2017	0.014	
3/14/2017	0.009 (J)	
5/16/2017	0.0084 (J)	
9/15/2017	0.0078 (J)	
3/12/2018	0.006 (J)	
9/6/2018	0.0058 (J)	
3/6/2019	0.0052 (J)	
9/4/2019	0.005 (J)	
3/2/2020	0.005 (J)	
9/3/2020	0.0045 (J)	
2/24/2021	0.0044 (J)	
7/28/2021	0.0052	
1/26/2022	0.0046 (J)	
8/8/2022	0.0035 (J)	
2/8/2023	0.0039 (J)	
8/2/2023	0.0038 (J)	
2/13/2024	<0.005	
7/30/2024	0.0035 (J)	
2/19/2025	0.0038 (J)	
8/27/2025		0.0035 (J)
2/12/2026		0.0039 (J)

ND substitution: RL or RL/2 if <15% NDs.

Prediction Limit

Constituent: Barium (mg/L) Analysis Run 5/1/2026 4:33 PM View: Appendix I Intrawell

Plant Bowen Client: Southern Company Data: Bowen LF 3-8

	GWC-38	GWC-38
9/16/2014	0.014	
10/3/2014	0.016	
10/20/2014	0.014	
11/10/2014	0.015	
3/2/2015	0.03 (O)	
3/17/2015	0.018	
4/6/2015	0.014	
4/22/2015	0.012	
7/28/2015	0.012	
3/2/2016	0.0123	
5/3/2016	0.0114	
7/7/2016	0.012	
9/8/2016	0.0131	
10/25/2016	0.0122	
2/9/2017	0.0104	
3/23/2017	0.0128	
5/17/2017	0.0113	
9/19/2017	0.0114	
3/13/2018	0.011	
9/6/2018	0.011	
3/7/2019	0.011	
9/4/2019	0.011	
3/2/2020	0.012	
9/3/2020	0.011	
2/24/2021	0.013	
7/28/2021	0.013	
1/25/2022	0.012	
8/5/2022	0.012	
2/8/2023	0.013	
8/2/2023	0.011	
2/13/2024	0.012	
7/30/2024	0.012	
2/19/2025	0.014	
8/21/2025		0.011
2/12/2026		0.015

Prediction Limit

Constituent: Barium (mg/L) Analysis Run 5/1/2026 4:33 PM View: Appendix I Intrawell

Plant Bowen Client: Southern Company Data: Bowen LF 3-8

	GWC-57	GWC-57
6/21/2023	0.014	
8/8/2023	0.017	
10/10/2023	0.014	
12/13/2023	0.014	
3/4/2024	0.0054	
4/24/2024	0.0037 (J)	
6/13/2024	0.0038 (J)	
8/27/2024	0.0048 (J)	
3/4/2025	0.0035 (J)	
8/15/2025		0.0027 (J)
3/2/2026		0.003 (J)

Prediction Limit

Constituent: Beryllium (mg/L) Analysis Run 5/1/2026 4:33 PM View: Appendix I Intrawell

Plant Bowen Client: Southern Company Data: Bowen LF 3-8

	GWA-1	GWA-1
8/23/2007	<0.0004	
10/23/2007	<0.0004	
11/18/2007	<0.0004	
1/30/2008	<0.0004	
3/10/2008	<0.0004	
5/13/2008	<0.0004	
12/5/2008	<0.0004	
4/15/2009	<0.0004	
10/7/2009	<0.0004	
5/3/2010	<0.0004	
10/12/2010	<0.0004	
4/27/2011	<0.0004	
10/17/2011	<0.0004	
5/2/2012	<0.0004	
10/8/2012	<0.0004	
4/12/2013	<0.0004	
10/16/2013	<0.0004	
4/11/2014	<0.0004	
9/30/2014	<0.0004	
3/30/2015	0.00029 (J)	
10/13/2015	<0.0004	
3/22/2016	<0.0004	
5/19/2016	<0.0004	
7/29/2016	<0.0004	
9/23/2016	<0.0004	
11/9/2016	0.0001 (J)	
1/30/2017	<0.0004	
3/30/2017	<0.0004	
6/9/2017	<0.0004	
10/2/2017	<0.0004	
3/16/2018	<0.0004	
9/17/2018	<0.0004	
3/20/2019	<0.0004	
9/12/2019	<0.0004	
3/11/2020	<0.0004	
9/15/2020	<0.0004	
3/16/2021	<0.0004	
8/9/2021	<0.0004	
2/1/2022	<0.0004	
8/16/2022	<0.0004	
2/16/2023	<0.0004	
7/27/2023	<0.0004	
2/22/2024	<0.0004	
8/7/2024	<0.0004	
2/27/2025	<0.0004	
9/2/2025		<0.0004
2/18/2026		<0.0004

ND substitution: RL or RL/2 if <15% NDs.

Prediction Limit

Constituent: Beryllium (mg/L) Analysis Run 5/1/2026 4:33 PM View: Appendix I Intrawell

Plant Bowen Client: Southern Company Data: Bowen LF 3-8

	GWA-4RZ	GWA-4RZ
5/20/2009	<0.0004	
10/19/2009	<0.0004	
4/27/2010	<0.0004	
10/4/2010	<0.0004	
4/14/2011	<0.0004	
10/5/2011	<0.0004	
4/11/2012	<0.0004	
10/2/2012	<0.0004	
4/11/2013	<0.0004	
10/21/2013	<0.0004	
4/23/2014	<0.0004	
10/4/2014	0.00051 (J)	
3/31/2015	<0.0004	
10/11/2015	<0.0004	
2/22/2017	<0.0004	
4/7/2017	<0.0004	
6/14/2017	<0.0004	
7/12/2017	<0.0004	
7/20/2017	<0.0004	
7/28/2017	<0.0004	
8/9/2017	<0.0004	
8/24/2017	<0.0004	
10/3/2017	<0.0004	
3/21/2018	<0.0004	
9/18/2018	<0.0004	
3/21/2019	<0.0004	
9/13/2019	<0.0004	
3/12/2020	<0.0004	
9/17/2020	<0.0004	
3/16/2021	<0.0004	
8/10/2021	<0.0004	
2/3/2022	<0.0004	
8/17/2022	<0.0004	
2/17/2023	<0.0004	
7/28/2023	<0.0004	
2/27/2024	<0.0004	
8/8/2024	<0.0004	
2/28/2025	<0.0004	
9/3/2025		<0.0004
2/18/2026		<0.0004

ND substitution: RL or RL/2 if <15% NDs.

Prediction Limit

Constituent: Beryllium (mg/L) Analysis Run 5/1/2026 4:33 PM View: Appendix I Intrawell

Plant Bowen Client: Southern Company Data: Bowen LF 3-8

	GWA-41R	GWA-41R
3/15/2016	<0.0004	
5/13/2016	<0.0004	
7/21/2016	<0.0004	
9/21/2016	<0.0004	
11/3/2016	<0.0004	
1/17/2017	<0.0004	
3/27/2017	<0.0004	
6/6/2017	<0.0004	
9/25/2017	<0.0004	
3/14/2018	<0.0004	
9/12/2018	<0.0004	
3/14/2019	5.2E-05 (J)	
9/10/2019	<0.0004	
3/9/2020	<0.0004	
9/10/2020	<0.0004	
3/10/2021	<0.0004	
8/4/2021	<0.0004	
1/31/2022	<0.0004	
8/11/2022	<0.0004	
2/13/2023	<0.0004	
7/25/2023	<0.0004	
2/19/2024	<0.0004	
8/1/2024	<0.0004	
2/25/2025	<0.0004	
8/27/2025		<0.0004
2/16/2026		<0.0004

ND substitution: RL or RL/2 if <15% NDs.

Prediction Limit

Constituent: Beryllium (mg/L) Analysis Run 5/1/2026 4:33 PM View: Appendix I Intrawell

Plant Bowen Client: Southern Company Data: Bowen LF 3-8

	GWA-42	GWA-42
3/11/2016	<0.0004	
5/16/2016	<0.0004	
7/22/2016	0.0002 (J)	
9/19/2016	0.0001 (J)	
11/3/2016	0.0002 (J)	
1/17/2017	0.0001 (J)	
3/27/2017	0.0001 (J)	
6/7/2017	0.0001 (J)	
9/26/2017	0.0001 (J)	
3/14/2018	0.00014 (J)	
9/14/2018	0.00012 (J)	
3/14/2019	0.00017 (J)	
9/10/2019	0.00015 (J)	
3/6/2020	0.00017 (J)	
9/10/2020	0.00014 (J)	
3/11/2021	0.00015 (J)	
8/4/2021	0.00012 (J)	
1/31/2022	0.00014 (J)	
8/10/2022	0.00016 (J)	
2/13/2023	0.00015 (J)	
7/26/2023	0.00019 (J)	
2/20/2024	0.00014 (J)	
8/1/2024	0.00014 (J)	
2/25/2025	<0.0004	
8/28/2025		<0.0004
2/16/2026		<0.0004

ND substitution: RL or RL/2 if <15% NDs.

Prediction Limit

Constituent: Beryllium (mg/L) Analysis Run 5/1/2026 4:33 PM View: Appendix I Intrawell

Plant Bowen Client: Southern Company Data: Bowen LF 3-8

	GWA-43	GWA-43
3/11/2016	<0.0004	
5/13/2016	<0.0004	
7/19/2016	<0.0004	
9/16/2016	<0.0004	
11/2/2016	<0.0004	
1/18/2017	<0.0004	
3/28/2017	<0.0004	
6/6/2017	<0.0004	
9/22/2017	<0.0004	
3/14/2018	<0.0004	
9/12/2018	<0.0004	
3/13/2019	<0.0004	
9/11/2019	<0.0004	
3/9/2020	<0.0004	
9/11/2020	6.9E-05 (J)	
3/11/2021	<0.0004	
8/6/2021	<0.0004	
1/31/2022	<0.0004	
8/11/2022	7.6E-05 (J)	
2/14/2023	<0.0004	
7/25/2023	<0.0004	
2/20/2024	<0.0004	
8/2/2024	<0.0004	
2/25/2025	<0.0004	
8/28/2025		<0.0004
2/16/2026		<0.0004

ND substitution: RL or RL/2 if <15% NDs.

Prediction Limit

Constituent: Beryllium (mg/L) Analysis Run 5/1/2026 4:33 PM View: Appendix I Intrawell

Plant Bowen Client: Southern Company Data: Bowen LF 3-8

	GWA-43R	GWA-43R
3/11/2016	<0.0004	
5/13/2016	<0.0004	
7/19/2016	<0.0004	
9/16/2016	<0.0004	
11/2/2016	<0.0004	
1/18/2017	<0.0004	
3/28/2017	<0.0004	
6/6/2017	<0.0004	
9/22/2017	<0.0004	
3/15/2018	5.1E-05 (J)	
9/12/2018	<0.0004	
3/13/2019	<0.0004	
9/11/2019	<0.0004	
3/9/2020	<0.0004	
9/14/2020	<0.0004	
3/11/2021	<0.0004	
8/5/2021	<0.0004	
1/31/2022	<0.0004	
8/10/2022	<0.0004	
2/13/2023	<0.0004	
7/25/2023	<0.0004	
2/20/2024	<0.0004	
8/2/2024	<0.0004	
2/25/2025	<0.0004	
8/28/2025		<0.0004
2/16/2026		<0.0004

ND substitution: RL or RL/2 if <15% NDs.

Prediction Limit

Constituent: Beryllium (mg/L) Analysis Run 5/1/2026 4:33 PM View: Appendix I Intrawell

Plant Bowen Client: Southern Company Data: Bowen LF 3-8

	GWA-50R	GWA-50R
12/12/2008	<0.0004	
4/23/2009	<0.0004	
10/6/2009	<0.0004	
5/3/2010	<0.0004	
10/11/2010	<0.0004	
4/27/2011	<0.0004	
10/19/2011	<0.0004	
5/1/2012	<0.0004	
10/2/2012	<0.0004	
4/10/2013	<0.0004	
10/16/2013	<0.0004	
4/22/2014	0.00033 (J)	
10/1/2014	<0.0004	
3/30/2015	0.0002 (J)	
10/11/2015	<0.0004	
3/28/2016	<0.0004	
5/25/2016	<0.0004	
8/1/2016	<0.0004	
9/26/2016	<0.0004	
11/11/2016	<0.0004	
1/30/2017	<0.0004	
4/3/2017	<0.0004	
6/12/2017	<0.0004	
10/2/2017	<0.0004	
3/16/2018	<0.0004	
9/18/2018	<0.0004	
3/19/2019	<0.0004	
9/12/2019	<0.0004	
3/11/2020	<0.0004	
9/15/2020	8.5E-05 (J)	
3/17/2021	<0.0004	
8/9/2021	<0.0004	
2/2/2022	5.5E-05 (J)	
8/17/2022	<0.0004	
2/16/2023	<0.0004	
7/28/2023	<0.0004	
2/22/2024	<0.0004	
8/8/2024	<0.0004	
2/28/2025	<0.0004	
9/2/2025		<0.0004
2/17/2026		<0.0004

ND substitution: RL or RL/2 if <15% NDs.

Prediction Limit

Constituent: Beryllium (mg/L) Analysis Run 5/1/2026 4:33 PM View: Appendix I Intrawell

Plant Bowen Client: Southern Company Data: Bowen LF 3-8

	GWC-18	GWC-18
9/17/2014	<0.0004	
10/4/2014	<0.0004	
10/21/2014	<0.0004	
11/5/2014	9E-05 (J)	
3/3/2015	<0.0004	
3/18/2015	<0.0004	
4/7/2015	<0.0004	
4/23/2015	7.8E-05 (J)	
7/29/2015	<0.0004	
3/7/2016	<0.0004	
5/5/2016	<0.0004	
7/13/2016	<0.0004	
9/13/2016	<0.0004	
10/31/2016	<0.0004	
1/12/2017	<0.0004	
3/23/2017	<0.0004	
5/23/2017	<0.0004	
9/25/2017	<0.0004	
3/14/2018	<0.0004	
9/11/2018	<0.0004	
3/12/2019	<0.0004	
9/9/2019	<0.0004	
3/6/2020	<0.0004	
9/9/2020	<0.0004	
2/26/2021	<0.0004	
7/29/2021	<0.0004	
1/28/2022	<0.0004	
8/10/2022	<0.0004	
2/9/2023	<0.0004	
8/3/2023	<0.0004	
2/14/2024	<0.0004	
7/31/2024	<0.0004	
2/20/2025	<0.0004	
8/26/2025		<0.0004
2/12/2026		<0.0004

ND substitution: RL or RL/2 if <15% NDs.

Prediction Limit

Constituent: Beryllium (mg/L) Analysis Run 5/1/2026 4:33 PM View: Appendix I Intrawell

Plant Bowen Client: Southern Company Data: Bowen LF 3-8

	GWC-18R	GWC-18R
9/17/2014	7.8E-05 (J)	
10/4/2014	<0.0004	
10/21/2014	<0.0004	
11/11/2014	<0.0004	
3/3/2015	<0.0004	
3/18/2015	<0.0004	
4/7/2015	<0.0004	
4/23/2015	<0.0004	
7/29/2015	<0.0004	
3/7/2016	<0.0004	
5/5/2016	<0.0004	
7/13/2016	<0.0004	
9/12/2016	<0.0004	
11/1/2016	<0.0004	
1/11/2017	<0.0004	
3/20/2017	<0.0004	
5/22/2017	<0.0004	
9/21/2017	<0.0004	
3/14/2018	0.00011 (J)	
9/7/2018	<0.0004	
3/12/2019	<0.0004	
9/6/2019	<0.0004	
3/5/2020	0.00013 (J)	
9/9/2020	0.0002 (J)	
2/26/2021	0.0002 (J)	
7/29/2021	0.00015 (J)	
1/27/2022	5.5E-05 (J)	
8/10/2022	5.6E-05 (J)	
2/9/2023	0.00015 (J)	
8/4/2023	<0.0004	
2/14/2024	0.0001 (J)	
7/31/2024	<0.0004	
2/19/2025	<0.0004	
8/22/2025		<0.0004
2/12/2026		<0.0004

ND substitution: RL or RL/2 if <15% NDs.

Prediction Limit

Constituent: Beryllium (mg/L) Analysis Run 5/1/2026 4:33 PM View: Appendix I Intrawell

Plant Bowen Client: Southern Company Data: Bowen LF 3-8

	GWC-19R	GWC-19R
9/17/2014	<0.0004	
10/4/2014	<0.0004	
10/21/2014	<0.0004	
11/5/2014	<0.0004	
3/3/2015	<0.0004	
3/19/2015	<0.0004	
4/7/2015	<0.0004	
4/24/2015	<0.0004	
7/29/2015	<0.0004	
3/7/2016	<0.0004	
5/9/2016	<0.0004	
7/14/2016	<0.0004	
9/12/2016	<0.0004	
10/31/2016	<0.0004	
1/11/2017	<0.0004	
3/21/2017	<0.0004	
5/22/2017	<0.0004	
9/20/2017	0.0001 (J)	
3/14/2018	6.5E-05 (J)	
9/10/2018	<0.0004	
3/12/2019	<0.0004	
9/9/2019	<0.0004	
3/4/2020	0.00013 (J)	
9/9/2020	<0.0004	
2/26/2021	<0.0004	
8/3/2021	9.9E-05 (J)	
1/27/2022	<0.0004	
8/9/2022	<0.0004	
2/9/2023	<0.0004	
8/4/2023	<0.0004	
2/14/2024	<0.0004	
7/31/2024	<0.0004	
2/20/2025	<0.0004	
8/27/2025		<0.0004
2/12/2026		<0.0004

ND substitution: RL or RL/2 if <15% NDs.

Prediction Limit

Constituent: Beryllium (mg/L) Analysis Run 5/1/2026 4:33 PM View: Appendix I Intrawell

Plant Bowen Client: Southern Company Data: Bowen LF 3-8

	GWC-20R	GWC-20R
9/18/2014	<0.0004	
10/5/2014	<0.0004	
10/22/2014	<0.0004	
11/5/2014	<0.0004	
3/4/2015	<0.0004	
3/19/2015	<0.0004	
4/7/2015	<0.0004	
4/24/2015	8.3E-05 (J)	
7/30/2015	<0.0004	
3/8/2016	<0.0004	
5/9/2016	<0.0004	
7/14/2016	<0.0004	
9/12/2016	<0.0004	
10/31/2016	<0.0004	
1/12/2017	<0.0004	
3/22/2017	<0.0004	
5/22/2017	<0.0004	
9/19/2017	<0.0004	
3/14/2018	<0.0004	
9/10/2018	<0.0004	
3/12/2019	<0.0004	
9/6/2019	<0.0004	
3/5/2020	<0.0004	
9/4/2020	<0.0004	
3/9/2021	<0.0004	
8/2/2021	<0.0004	
1/27/2022	<0.0004	
8/9/2022	<0.0004	
2/10/2023	<0.0004	
8/3/2023	<0.0004	
2/15/2024	<0.0004	
8/1/2024	<0.0004	
2/20/2025	<0.0004	
8/26/2025		<0.0004
2/12/2026		<0.0004

ND substitution: RL or RL/2 if <15% NDs.

Prediction Limit

Constituent: Beryllium (mg/L) Analysis Run 5/1/2026 4:33 PM View: Appendix I Intrawell

Plant Bowen Client: Southern Company Data: Bowen LF 3-8

	GWC-34	GWC-34
6/21/2023	<0.0004	
8/7/2023	5.6E-05 (J)	
10/10/2023	<0.0004	
12/13/2023	<0.0004	
2/29/2024	<0.0004	
4/24/2024	<0.0004	
6/13/2024	<0.0004	
8/28/2024	<0.0004	
9/4/2025		<0.0004
3/2/2026		<0.0004

ND substitution: RL or RL/2 if <15% NDs.

Prediction Limit

Constituent: Beryllium (mg/L) Analysis Run 5/1/2026 4:33 PM View: Appendix I Intrawell

Plant Bowen Client: Southern Company Data: Bowen LF 3-8

	GWC-35	GWC-35
6/28/2023	<0.0004	
8/10/2023	<0.0004	
10/11/2023	0.00023 (J)	
12/13/2023	<0.0004	
2/29/2024	<0.0004	
4/24/2024	<0.0004	
6/13/2024	<0.0004	
8/27/2024	<0.0004	
3/5/2025	<0.0004	
8/15/2025		<0.0004
2/24/2026		<0.0004

ND substitution: RL or RL/2 if <15% NDs.

Prediction Limit

Constituent: Beryllium (mg/L) Analysis Run 5/1/2026 4:33 PM View: Appendix I Intrawell

Plant Bowen Client: Southern Company Data: Bowen LF 3-8

	GWC-36A	GWC-36A
4/6/2022	6.1E-05 (J)	
8/8/2022	<0.0004	
2/8/2023	7.7E-05 (J)	
8/2/2023	<0.0004	
2/13/2024	<0.0004	
7/30/2024	<0.0004	
2/19/2025	<0.0004	
8/21/2025		<0.0004
2/12/2026		0.00024 (J)

ND substitution: RL or RL/2 if <15% NDs.

Prediction Limit

Constituent: Beryllium (mg/L) Analysis Run 5/1/2026 4:33 PM View: Appendix I Intrawell

Plant Bowen Client: Southern Company Data: Bowen LF 3-8

	GWC-36RA	GWC-36RA
9/15/2014	0.0032 (o)	
10/3/2014	<0.0004	
10/20/2014	0.0014	
11/10/2014	<0.0004	
3/2/2015	<0.0004	
3/17/2015	8.3E-05 (J)	
4/5/2015	0.00038 (J)	
4/21/2015	0.0011 (J)	
7/28/2015	0.00092 (J)	
3/1/2016	<0.0004	
5/2/2016	<0.0004	
7/6/2016	0.0002 (J)	
9/7/2016	<0.0004	
10/25/2016	<0.0004	
1/5/2017	0.0001 (J)	
3/14/2017	0.0001 (J)	
5/16/2017	<0.0004	
9/15/2017	<0.0004	
3/12/2018	5.6E-05 (J)	
9/6/2018	<0.0004	
3/7/2019	6.8E-05 (J)	
9/4/2019	<0.0004	
3/2/2020	0.00015 (J)	
9/14/2020	0.00012 (J)	
3/26/2021	0.00019 (J)	
7/27/2021	8.1E-05 (J)	
1/26/2022	<0.0004	
8/8/2022	<0.0004	
2/8/2023	<0.0004	
8/3/2023	<0.0004	
2/13/2024	<0.0004	
7/30/2024	<0.0004	
2/19/2025	<0.0004	
8/21/2025		<0.0004
2/12/2026		<0.0004

ND substitution: RL or RL/2 if <15% NDs.

Prediction Limit

Constituent: Beryllium (mg/L) Analysis Run 5/1/2026 4:33 PM View: Appendix I Intrawell

Plant Bowen Client: Southern Company Data: Bowen LF 3-8

	GWC-37	GWC-37
9/16/2014	<0.0004	
10/3/2014	<0.0004	
10/20/2014	<0.0004	
11/10/2014	<0.0004	
3/2/2015	<0.0004	
3/17/2015	<0.0004	
4/5/2015	<0.0004	
4/22/2015	8.3E-05 (J)	
7/28/2015	<0.0004	
3/1/2016	<0.0004	
5/3/2016	<0.0004	
7/8/2016	<0.0004	
9/7/2016	<0.0004	
10/25/2016	<0.0004	
1/6/2017	<0.0004	
3/14/2017	<0.0004	
5/16/2017	<0.0004	
9/15/2017	<0.0004	
3/12/2018	<0.0004	
9/6/2018	<0.0004	
3/6/2019	<0.0004	
9/4/2019	<0.0004	
3/2/2020	<0.0004	
9/3/2020	<0.0004	
2/24/2021	<0.0004	
7/28/2021	<0.0004	
1/26/2022	<0.0004	
8/8/2022	<0.0004	
2/8/2023	<0.0004	
8/2/2023	<0.0004	
2/13/2024	<0.0004	
7/30/2024	<0.0004	
2/19/2025	<0.0004	
8/27/2025		<0.0004
2/12/2026		<0.0004

ND substitution: RL or RL/2 if <15% NDs.

Prediction Limit

Constituent: Beryllium (mg/L) Analysis Run 5/1/2026 4:33 PM View: Appendix I Intrawell

Plant Bowen Client: Southern Company Data: Bowen LF 3-8

	GWC-38	GWC-38
9/16/2014	<0.0004	
10/3/2014	8.3E-05 (J)	
10/20/2014	7.8E-05 (J)	
11/10/2014	8E-05 (J)	
3/2/2015	0.00034 (J)	
3/17/2015	0.00014 (J)	
4/6/2015	<0.0004	
4/22/2015	7.8E-05 (J)	
7/28/2015	<0.0004	
3/2/2016	<0.0004	
5/3/2016	<0.0004	
7/7/2016	<0.0004	
9/8/2016	<0.0004	
10/25/2016	<0.0004	
2/9/2017	<0.0004	
3/23/2017	<0.0004	
5/17/2017	<0.0004	
9/19/2017	<0.0004	
3/13/2018	<0.0004	
9/6/2018	<0.0004	
3/7/2019	<0.0004	
9/4/2019	<0.0004	
3/2/2020	<0.0004	
9/3/2020	<0.0004	
2/24/2021	<0.0004	
7/28/2021	<0.0004	
1/25/2022	<0.0004	
8/5/2022	<0.0004	
2/8/2023	<0.0004	
8/2/2023	<0.0004	
2/13/2024	<0.0004	
7/30/2024	<0.0004	
2/19/2025	<0.0004	
8/21/2025		<0.0004
2/12/2026		<0.0004

ND substitution: RL or RL/2 if <15% NDs.

Prediction Limit

Constituent: Cadmium (mg/L) Analysis Run 5/1/2026 4:33 PM View: Appendix I Intrawell

Plant Bowen Client: Southern Company Data: Bowen LF 3-8

	GWA-1	GWA-1
8/23/2007	<0.0005	
10/23/2007	<0.0005	
11/18/2007	<0.0005	
1/30/2008	<0.0005	
3/10/2008	<0.0005	
5/13/2008	<0.0005	
12/5/2008	<0.0005	
4/15/2009	<0.0005	
10/7/2009	<0.0005	
5/3/2010	<0.0005	
10/12/2010	<0.0005	
4/27/2011	<0.0005	
10/17/2011	<0.0005	
5/2/2012	<0.0005	
10/8/2012	<0.0005	
4/12/2013	<0.0005	
10/16/2013	<0.0005	
4/11/2014	<0.0005	
9/30/2014	<0.0005	
3/30/2015	<0.0005	
10/13/2015	0.0003 (J)	
3/22/2016	<0.0005	
5/19/2016	<0.0005	
7/29/2016	<0.0005	
9/23/2016	<0.0005	
11/9/2016	<0.0005	
1/30/2017	<0.0005	
3/30/2017	<0.0005	
6/9/2017	<0.0005	
10/2/2017	<0.0005	
3/16/2018	<0.0005	
9/17/2018	<0.0005	
3/20/2019	<0.0005	
9/12/2019	<0.0005	
3/11/2020	<0.0005	
9/15/2020	<0.0005	
3/16/2021	<0.0005	
8/9/2021	<0.0005	
2/1/2022	<0.0005	
8/16/2022	<0.0005	
2/16/2023	<0.0005	
7/27/2023	<0.0005	
2/22/2024	<0.0005	
8/7/2024	<0.0005	
2/27/2025	<0.0005	
9/2/2025		<0.0005
2/18/2026		<0.0005

ND substitution: RL or RL/2 if <15% NDs.

Prediction Limit

Constituent: Cadmium (mg/L) Analysis Run 5/1/2026 4:33 PM View: Appendix I Intrawell

Plant Bowen Client: Southern Company Data: Bowen LF 3-8

	GWA-39Z	GWA-39Z
3/14/2016	0.000188 (J)	
5/11/2016	0.000177 (J)	
7/19/2016	0.0001 (J)	
9/15/2016	8E-05 (J)	
11/2/2016	<0.0005	
1/18/2017	<0.0005	
3/28/2017	<0.0005	
6/7/2017	<0.0005	
9/26/2017	<0.0005	
3/14/2018	<0.0005	
9/12/2018	<0.0005	
3/15/2019	<0.0005	
9/9/2019	<0.0005	
3/9/2020	<0.0005	
9/10/2020	<0.0005	
3/12/2021	<0.0005	
8/4/2021	<0.0005	
1/31/2022	<0.0005	
8/10/2022	<0.0005	
2/13/2023	<0.0005	
7/26/2023	<0.0005	
2/19/2024	<0.0005	
8/1/2024	<0.0005	
2/25/2025	<0.0005	
8/28/2025		<0.0005
2/18/2026		<0.0005

ND substitution: RL or RL/2 if <15% NDs.

Prediction Limit

Constituent: Cadmium (mg/L) Analysis Run 5/1/2026 4:33 PM View: Appendix I Intrawell

Plant Bowen Client: Southern Company Data: Bowen LF 3-8

	GWA-42	GWA-42
3/11/2016	0.000121 (J)	
5/16/2016	0.000145 (J)	
7/22/2016	<0.0005	
9/19/2016	0.0001 (J)	
11/3/2016	8E-05 (J)	
1/17/2017	0.0001 (J)	
3/27/2017	0.0002 (J)	
6/7/2017	0.0001 (J)	
9/26/2017	<0.0005	
3/14/2018	0.00011 (J)	
9/14/2018	0.00013 (J)	
3/14/2019	0.00013 (J)	
9/10/2019	0.00014 (J)	
3/6/2020	0.00014 (J)	
9/10/2020	0.00015 (J)	
3/11/2021	0.00017 (J)	
8/4/2021	0.00014 (J)	
1/31/2022	0.00018 (J)	
8/10/2022	0.00034 (J)	
2/13/2023	<0.0005	
7/26/2023	0.00013 (J)	
2/20/2024	0.00016 (J)	
8/1/2024	0.00016 (J)	
2/25/2025	0.00016 (J)	
8/28/2025		0.00013 (J)
2/16/2026		0.00016 (J)

ND substitution: RL or RL/2 if <15% NDs.

Prediction Limit

Constituent: Cadmium (mg/L) Analysis Run 5/1/2026 4:33 PM View: Appendix I Intrawell

Plant Bowen Client: Southern Company Data: Bowen LF 3-8

	GWA-43	GWA-43
3/11/2016	<0.0005	
5/13/2016	<0.0005	
7/19/2016	<0.0005	
9/16/2016	<0.0005	
11/2/2016	<0.0005	
1/18/2017	<0.0005	
3/28/2017	<0.0005	
6/6/2017	8E-05 (J)	
9/22/2017	<0.0005	
3/14/2018	<0.0005	
9/12/2018	<0.0005	
3/13/2019	<0.0005	
9/11/2019	<0.0005	
3/9/2020	<0.0005	
9/11/2020	<0.0005	
3/11/2021	<0.0005	
8/6/2021	<0.0005	
1/31/2022	<0.0005	
8/11/2022	<0.0005	
2/14/2023	<0.0005	
7/25/2023	<0.0005	
2/20/2024	<0.0005	
8/2/2024	<0.0005	
2/25/2025	<0.0005	
8/28/2025		<0.0005
2/16/2026		<0.0005

ND substitution: RL or RL/2 if <15% NDs.

Prediction Limit

Constituent: Cadmium (mg/L) Analysis Run 5/1/2026 4:33 PM View: Appendix I Intrawell

Plant Bowen Client: Southern Company Data: Bowen LF 3-8

	GWA-50	GWA-50
12/12/2008	<0.0005	
4/23/2009	<0.0005	
10/6/2009	<0.0005	
4/27/2010	<0.0005	
9/30/2010	<0.0005	
4/14/2011	<0.0005	
10/5/2011	<0.0005	
4/11/2012	<0.0005	
10/2/2012	<0.0005	
4/9/2013	<0.0005	
10/15/2013	<0.0005	
4/10/2014	<0.0005	
10/1/2014	<0.0005	
3/30/2015	<0.0005	
10/11/2015	0.00026 (J)	
3/28/2016	<0.0005	
5/23/2016	<0.0005	
8/1/2016	<0.0005	
9/26/2016	<0.0005	
11/10/2016	<0.0005	
1/30/2017	<0.0005	
4/7/2017	<0.0005	
6/12/2017	<0.0005	
10/2/2017	<0.0005	
3/16/2018	<0.0005	
9/17/2018	<0.0005	
3/19/2019	<0.0005	
9/13/2019	<0.0005	
3/11/2020	<0.0005	
9/16/2020	<0.0005	
3/17/2021	0.00012 (J)	
8/9/2021	<0.0005	
2/1/2022	<0.0005	
8/16/2022	<0.0005	
2/16/2023	<0.0005	
7/28/2023	<0.0005	
2/22/2024	<0.0005	
8/8/2024	<0.0005	
2/27/2025	<0.0005	
9/2/2025		<0.0005
2/17/2026		<0.0005

ND substitution: RL or RL/2 if <15% NDs.

Prediction Limit

Constituent: Cadmium (mg/L) Analysis Run 5/1/2026 4:33 PM View: Appendix I Intrawell

Plant Bowen Client: Southern Company Data: Bowen LF 3-8

	GWC-16R	GWC-16R
9/16/2014	<0.0005	
10/4/2014	<0.0005	
10/21/2014	<0.0005	
11/11/2014	<0.0005	
3/3/2015	<0.0005	
3/18/2015	<0.0005	
4/6/2015	<0.0005	
4/23/2015	<0.0005	
7/29/2015	<0.0005	
3/3/2016	<0.0005	
5/10/2016	<0.0005	
7/13/2016	<0.0005	
9/15/2016	<0.0005	
11/2/2016	<0.0005	
1/11/2017	0.0002 (J)	
3/20/2017	<0.0005	
5/23/2017	<0.0005	
9/21/2017	<0.0005	
3/14/2018	<0.0005	
9/7/2018	<0.0005	
3/11/2019	<0.0005	
9/9/2019	<0.0005	
3/4/2020	<0.0005	
9/9/2020	<0.0005	
3/9/2021	<0.0005	
7/30/2021	<0.0005	
1/28/2022	<0.0005	
8/11/2022	<0.0005	
2/10/2023	<0.0005	
8/4/2023	<0.0005	
2/15/2024	<0.0005	
7/31/2024	<0.0005	
2/25/2025	<0.0005	
8/21/2025		<0.0005
2/13/2026		<0.0005

ND substitution: RL or RL/2 if <15% NDs.

Prediction Limit

Constituent: Cadmium (mg/L) Analysis Run 5/1/2026 4:33 PM View: Appendix I Intrawell

Plant Bowen Client: Southern Company Data: Bowen LF 3-8

	GWC-17R	GWC-17R
9/17/2014	<0.0005	
10/4/2014	<0.0005	
10/21/2014	<0.0005	
11/11/2014	<0.0005	
3/3/2015	<0.0005	
3/18/2015	<0.0005	
4/6/2015	<0.0005	
4/23/2015	<0.0005	
7/29/2015	<0.0005	
3/4/2016	<0.0005	
5/10/2016	<0.0005	
7/14/2016	<0.0005	
9/14/2016	<0.0005	
11/1/2016	<0.0005	
1/11/2017	8E-05 (J)	
3/21/2017	<0.0005	
5/23/2017	<0.0005	
9/22/2017	<0.0005	
3/14/2018	<0.0005	
9/11/2018	<0.0005	
3/12/2019	<0.0005	
9/10/2019	<0.0005	
3/5/2020	<0.0005	
9/9/2020	<0.0005	
3/10/2021	<0.0005	
7/30/2021	<0.0005	
1/28/2022	<0.0005	
8/11/2022	<0.0005	
2/10/2023	<0.0005	
8/3/2023	<0.0005	
2/15/2024	<0.0005	
7/31/2024	<0.0005	
2/25/2025	<0.0005	
8/22/2025		<0.0005
2/13/2026		<0.0005

ND substitution: RL or RL/2 if <15% NDs.

Prediction Limit

Constituent: Cadmium (mg/L) Analysis Run 5/1/2026 4:33 PM View: Appendix I Intrawell

Plant Bowen Client: Southern Company Data: Bowen LF 3-8

	GWC-18	GWC-18
9/17/2014	<0.0005	
10/4/2014	<0.0005	
10/21/2014	<0.0005	
11/5/2014	<0.0005	
3/3/2015	<0.0005	
3/18/2015	<0.0005	
4/7/2015	<0.0005	
4/23/2015	<0.0005	
7/29/2015	<0.0005	
3/7/2016	<0.0005	
5/5/2016	<0.0005	
7/13/2016	<0.0005	
9/13/2016	<0.0005	
10/31/2016	8E-05 (J)	
1/12/2017	0.0001 (J)	
3/23/2017	<0.0005	
5/23/2017	<0.0005	
9/25/2017	<0.0005	
3/14/2018	<0.0005	
9/11/2018	<0.0005	
3/12/2019	<0.0005	
9/9/2019	<0.0005	
3/6/2020	<0.0005	
9/9/2020	<0.0005	
2/26/2021	<0.0005	
7/29/2021	<0.0005	
1/28/2022	<0.0005	
8/10/2022	<0.0005	
2/9/2023	<0.0005	
8/3/2023	<0.0005	
2/14/2024	<0.0005	
7/31/2024	<0.0005	
2/20/2025	<0.0005	
8/26/2025		<0.0005
2/12/2026		<0.0005

ND substitution: RL or RL/2 if <15% NDs.

Prediction Limit

Constituent: Cadmium (mg/L) Analysis Run 5/1/2026 4:33 PM View: Appendix I Intrawell

Plant Bowen Client: Southern Company Data: Bowen LF 3-8

	GWC-18R	GWC-18R
9/17/2014	<0.0005	
10/4/2014	<0.0005	
10/21/2014	<0.0005	
11/11/2014	<0.0005	
3/3/2015	<0.0005	
3/18/2015	<0.0005	
4/7/2015	<0.0005	
4/23/2015	<0.0005	
7/29/2015	<0.0005	
3/7/2016	<0.0005	
5/5/2016	<0.0005	
7/13/2016	<0.0005	
9/12/2016	<0.0005	
11/1/2016	<0.0005	
1/11/2017	0.0001 (J)	
3/20/2017	<0.0005	
5/22/2017	<0.0005	
9/21/2017	<0.0005	
3/14/2018	<0.0005	
9/7/2018	<0.0005	
3/12/2019	<0.0005	
9/6/2019	<0.0005	
3/5/2020	<0.0005	
9/9/2020	<0.0005	
2/26/2021	<0.0005	
7/29/2021	<0.0005	
1/27/2022	<0.0005	
8/10/2022	<0.0005	
2/9/2023	<0.0005	
8/4/2023	<0.0005	
2/14/2024	<0.0005	
7/31/2024	<0.0005	
2/19/2025	<0.0005	
8/22/2025		<0.0005
2/12/2026		<0.0005

ND substitution: RL or RL/2 if <15% NDs.

Prediction Limit

Constituent: Cadmium (mg/L) Analysis Run 5/1/2026 4:33 PM View: Appendix I Intrawell

Plant Bowen Client: Southern Company Data: Bowen LF 3-8

	GWC-20R	GWC-20R
9/18/2014	<0.0005	
10/5/2014	<0.0005	
10/22/2014	<0.0005	
11/5/2014	<0.0005	
3/4/2015	<0.0005	
3/19/2015	<0.0005	
4/7/2015	<0.0005	
4/24/2015	<0.0005	
7/30/2015	<0.0005	
3/8/2016	<0.0005	
5/9/2016	<0.0005	
7/14/2016	<0.0005	
9/12/2016	<0.0005	
10/31/2016	<0.0005	
1/12/2017	0.0001 (J)	
3/22/2017	<0.0005	
5/22/2017	<0.0005	
9/19/2017	<0.0005	
3/14/2018	<0.0005	
9/10/2018	<0.0005	
3/12/2019	<0.0005	
9/6/2019	<0.0005	
3/5/2020	<0.0005	
9/4/2020	<0.0005	
3/9/2021	<0.0005	
8/2/2021	<0.0005	
1/27/2022	<0.0005	
8/9/2022	<0.0005	
2/10/2023	<0.0005	
8/3/2023	<0.0005	
2/15/2024	<0.0005	
8/1/2024	<0.0005	
2/20/2025	<0.0005	
8/26/2025		<0.0005
2/12/2026		<0.0005

ND substitution: RL or RL/2 if <15% NDs.

Prediction Limit

Constituent: Cadmium (mg/L) Analysis Run 5/1/2026 4:33 PM View: Appendix I Intrawell

Plant Bowen Client: Southern Company Data: Bowen LF 3-8

	GWC-21R	GWC-21R
9/18/2014	<0.0005	
10/5/2014	<0.0005	
10/22/2014	<0.0005	
11/5/2014	<0.0005	
3/4/2015	<0.0005	
3/19/2015	<0.0005	
4/8/2015	<0.0005	
4/24/2015	<0.0005	
7/30/2015	<0.0005	
3/8/2016	<0.0005	
5/9/2016	<0.0005	
7/15/2016	<0.0005	
9/9/2016	<0.0005	
10/27/2016	<0.0005	
1/12/2017	0.0001 (J)	
3/21/2017	<0.0005	
5/23/2017	<0.0005	
9/19/2017	<0.0005	
3/14/2018	<0.0005	
9/10/2018	0.00021 (J)	
3/11/2019	<0.0005	
9/6/2019	<0.0005	
3/3/2020	<0.0005	
9/8/2020	<0.0005	
3/9/2021	<0.0005	
8/2/2021	<0.0005	
1/28/2022	<0.0005	
8/10/2022	<0.0005	
2/9/2023	<0.0005	
8/4/2023	<0.0005	
2/15/2024	<0.0005	
8/2/2024	<0.0005	
2/25/2025	<0.0005	
8/22/2025		<0.0005
2/17/2026		<0.0005

ND substitution: RL or RL/2 if <15% NDs.

Prediction Limit

Constituent: Cadmium (mg/L) Analysis Run 5/1/2026 4:33 PM View: Appendix I Intrawell

Plant Bowen Client: Southern Company Data: Bowen LF 3-8

	GWC-22R	GWC-22R
9/18/2014	<0.0005	
10/5/2014	<0.0005	
10/22/2014	<0.0005	
11/5/2014	<0.0005	
3/4/2015	<0.0005	
3/19/2015	<0.0005	
4/8/2015	<0.0005	
4/24/2015	<0.0005	
7/30/2015	<0.0005	
3/7/2016	<0.0005	
5/5/2016	<0.0005	
7/14/2016	<0.0005	
9/12/2016	<0.0005	
10/27/2016	<0.0005	
1/13/2017	8E-05 (J)	
3/20/2017	<0.0005	
5/23/2017	<0.0005	
9/19/2017	<0.0005	
3/13/2018	<0.0005	
9/7/2018	<0.0005	
3/11/2019	<0.0005	
9/5/2019	<0.0005	
3/3/2020	<0.0005	
9/8/2020	<0.0005	
3/9/2021	<0.0005	
8/2/2021	<0.0005	
1/27/2022	<0.0005	
8/10/2022	<0.0005	
2/9/2023	<0.0005	
8/3/2023	<0.0005	
2/15/2024	<0.0005	
7/31/2024	<0.0005	
2/20/2025	<0.0005	
8/26/2025		<0.0005
2/13/2026		<0.0005

ND substitution: RL or RL/2 if <15% NDs.

Prediction Limit

Constituent: Cadmium (mg/L) Analysis Run 5/1/2026 4:33 PM View: Appendix I Intrawell

Plant Bowen Client: Southern Company Data: Bowen LF 3-8

	GWC-25R	GWC-25R
9/16/2014	<0.0005	
10/4/2014	<0.0005	
10/23/2014	<0.0005	
11/10/2014	<0.0005	
3/4/2015	<0.0005	
3/20/2015	<0.0005	
4/9/2015	<0.0005	
4/23/2015	<0.0005	
7/30/2015	<0.0005	
3/8/2016	<0.0005	
5/4/2016	<0.0005	
7/18/2016	<0.0005	
9/13/2016	<0.0005	
10/27/2016	<0.0005	
1/13/2017	0.0001 (J)	
3/16/2017	7E-05 (J)	
5/19/2017	<0.0005	
9/19/2017	<0.0005	
3/13/2018	<0.0005	
9/11/2018	<0.0005	
3/8/2019	<0.0005	
9/5/2019	<0.0005	
3/3/2020	<0.0005	
9/4/2020	<0.0005	
3/9/2021	<0.0005	
8/2/2021	<0.0005	
1/27/2022	<0.0005	
8/9/2022	<0.0005	
2/9/2023	<0.0005	
8/3/2023	<0.0005	
2/16/2024	<0.0005	
7/31/2024	<0.0005	
2/25/2025	<0.0005	
8/18/2025		<0.0005
2/13/2026		<0.0005

ND substitution: RL or RL/2 if <15% NDs.

Prediction Limit

Constituent: Cadmium (mg/L) Analysis Run 5/1/2026 4:33 PM View: Appendix I Intrawell

Plant Bowen Client: Southern Company Data: Bowen LF 3-8

	GWC-34	GWC-34
6/21/2023	<0.0005	
8/7/2023	<0.0005	
10/10/2023	<0.0005	
12/13/2023	<0.0005	
2/29/2024	0.00017 (J)	
4/24/2024	0.00037 (J)	
6/13/2024	0.00032 (J)	
8/28/2024	0.0006	
9/4/2025		<0.0005
3/2/2026		0.0005

ND substitution: RL or RL/2 if <15% NDs.

Prediction Limit

Constituent: Cadmium (mg/L) Analysis Run 5/1/2026 4:33 PM View: Appendix I Intrawell

Plant Bowen Client: Southern Company Data: Bowen LF 3-8

	GWC-35	GWC-35
6/28/2023	<0.0005	
8/10/2023	<0.0005	
10/11/2023	0.00021 (J)	
12/13/2023	<0.0005	
2/29/2024	<0.0005	
4/24/2024	<0.0005	
6/13/2024	<0.0005	
8/27/2024	<0.0005	
3/5/2025	<0.0005	
8/15/2025		<0.0005
2/24/2026		<0.0005

ND substitution: RL or RL/2 if <15% NDs.

Prediction Limit

Constituent: Cadmium (mg/L) Analysis Run 5/1/2026 4:33 PM View: Appendix I Intrawell

Plant Bowen Client: Southern Company Data: Bowen LF 3-8

	GWC-36RA	GWC-36RA
9/15/2014	0.001 (J)	
10/3/2014	<0.0005	
10/20/2014	0.00036 (J)	
11/10/2014	<0.0005	
3/2/2015	<0.0005	
3/17/2015	<0.0005	
4/5/2015	<0.0005	
4/21/2015	0.00044 (J)	
7/28/2015	0.00027 (J)	
3/1/2016	0.000207 (J)	
5/2/2016	0.000154 (J)	
7/6/2016	0.0002 (J)	
9/7/2016	0.0002 (J)	
10/25/2016	0.0002 (J)	
1/5/2017	0.0001 (J)	
3/14/2017	0.0001 (J)	
5/16/2017	0.0001 (J)	
9/15/2017	<0.0005	
3/12/2018	0.00013 (J)	
9/6/2018	0.00011 (J)	
3/7/2019	0.00017 (J)	
9/4/2019	0.00016 (J)	
3/2/2020	0.00018 (J)	
9/14/2020	0.00016 (J)	
3/26/2021	0.00015 (J)	
7/27/2021	0.00014 (J)	
1/26/2022	<0.0005	
8/8/2022	0.00016 (J)	
2/8/2023	<0.0005	
8/3/2023	<0.0005	
2/13/2024	<0.0005	
7/30/2024	<0.0005	
2/19/2025	<0.0005	
8/21/2025		<0.0005
2/12/2026		<0.0005

ND substitution: RL or RL/2 if <15% NDs.

Prediction Limit

Constituent: Cadmium (mg/L) Analysis Run 5/1/2026 4:33 PM View: Appendix I Intrawell

Plant Bowen Client: Southern Company Data: Bowen LF 3-8

	GWC-37	GWC-37
9/16/2014	<0.0005	
10/3/2014	<0.0005	
10/20/2014	<0.0005	
11/10/2014	0.00026 (J)	
3/2/2015	<0.0005	
3/17/2015	<0.0005	
4/5/2015	<0.0005	
4/22/2015	<0.0005	
7/28/2015	<0.0005	
3/1/2016	0.000103 (J)	
5/3/2016	<0.0005	
7/8/2016	<0.0005	
9/7/2016	<0.0005	
10/25/2016	<0.0005	
1/6/2017	0.0001 (J)	
3/14/2017	7E-05 (J)	
5/16/2017	<0.0005	
9/15/2017	<0.0005	
3/12/2018	<0.0005	
9/6/2018	<0.0005	
3/6/2019	9.3E-05 (J)	
9/4/2019	<0.0005	
3/2/2020	<0.0005	
9/3/2020	<0.0005	
2/24/2021	<0.0005	
7/28/2021	0.00025 (J)	
1/26/2022	<0.0005	
8/8/2022	0.00032 (J)	
2/8/2023	<0.0005	
8/2/2023	<0.0005	
2/13/2024	<0.0005	
7/30/2024	<0.0005	
2/19/2025	<0.0005	
8/27/2025		<0.0005
2/12/2026		<0.0005

ND substitution: RL or RL/2 if <15% NDs.

Prediction Limit

Constituent: Cadmium (mg/L) Analysis Run 5/1/2026 4:33 PM View: Appendix I Intrawell

Plant Bowen Client: Southern Company Data: Bowen LF 3-8

	GWC-38	GWC-38
9/16/2014	<0.0005	
10/3/2014	<0.0005	
10/20/2014	<0.0005	
11/10/2014	<0.0005	
3/2/2015	0.00035 (J)	
3/17/2015	<0.0005	
4/6/2015	<0.0005	
4/22/2015	<0.0005	
7/28/2015	<0.0005	
3/2/2016	0.000109 (J)	
5/3/2016	<0.0005	
7/7/2016	<0.0005	
9/8/2016	0.0001 (J)	
10/25/2016	<0.0005	
2/9/2017	0.0001 (J)	
3/23/2017	0.0001 (J)	
5/17/2017	0.0001 (J)	
9/19/2017	<0.0005	
3/13/2018	<0.0005	
9/6/2018	<0.0005	
3/7/2019	<0.0005	
9/4/2019	<0.0005	
3/2/2020	<0.0005	
9/3/2020	<0.0005	
2/24/2021	<0.0005	
7/28/2021	<0.0005	
1/25/2022	<0.0005	
8/5/2022	<0.0005	
2/8/2023	<0.0005	
8/2/2023	<0.0005	
2/13/2024	<0.0005	
7/30/2024	<0.0005	
2/19/2025	<0.0005	
8/21/2025		<0.0005
2/12/2026		<0.0005

ND substitution: RL or RL/2 if <15% NDs.

Prediction Limit

Constituent: Cadmium (mg/L) Analysis Run 5/1/2026 4:33 PM View: Appendix I Intrawell

Plant Bowen Client: Southern Company Data: Bowen LF 3-8

	GWC-57	GWC-57
6/21/2023	<0.0005	
8/8/2023	<0.0005	
10/10/2023	<0.0005	
12/13/2023	<0.0005	
3/4/2024	<0.0005	
4/24/2024	<0.0005	
6/13/2024	<0.0005	
8/27/2024	<0.0005	
3/4/2025	<0.0005	
8/15/2025		0.00021 (J)
3/2/2026		<0.0005

ND substitution: RL or RL/2 if <15% NDs.

Prediction Limit

Constituent: Chromium (mg/L) Analysis Run 5/1/2026 4:33 PM View: Appendix I Intrawell

Plant Bowen Client: Southern Company Data: Bowen LF 3-8

	GWA-1	GWA-1
8/23/2007	<0.005	
10/23/2007	0.011	
11/18/2007	0.038 (O)	
1/30/2008	0.11 (O)	
3/10/2008	0.038 (O)	
5/13/2008	0.012	
12/5/2008	<0.005	
4/15/2009	<0.005	
10/7/2009	0.0065	
5/3/2010	<0.005	
10/12/2010	<0.005	
4/27/2011	<0.005	
10/17/2011	<0.005	
5/2/2012	<0.005	
10/8/2012	<0.005	
4/12/2013	0.0019	
10/16/2013	0.0024	
4/11/2014	0.0011 (J)	
9/30/2014	<0.005	
3/30/2015	0.0047	
10/13/2015	<0.005	
3/22/2016	<0.005	
5/19/2016	<0.005	
7/29/2016	<0.005	
9/23/2016	<0.005	
11/9/2016	0.0011 (J)	
1/30/2017	<0.005	
3/30/2017	<0.005	
6/9/2017	<0.005	
10/2/2017	<0.005	
3/16/2018	<0.005	
9/17/2018	<0.005	
3/20/2019	<0.005	
9/12/2019	<0.005	
3/11/2020	0.0012 (J)	
9/15/2020	<0.005	
3/16/2021	<0.005	
8/9/2021	<0.005	
2/1/2022	<0.005	
8/16/2022	<0.005	
2/16/2023	<0.005	
7/27/2023	<0.005	
2/22/2024	<0.005	
8/7/2024	<0.005	
2/27/2025	<0.005	
9/2/2025		<0.005
2/18/2026		0.00047 (J)

ND substitution: RL or RL/2 if <15% NDs.

Prediction Limit

Constituent: Chromium (mg/L) Analysis Run 5/1/2026 4:33 PM View: Appendix I Intrawell

Plant Bowen Client: Southern Company Data: Bowen LF 3-8

	GWA-2	GWA-2
8/23/2007	0.0045	
10/24/2007	0.039 (O)	
11/18/2007	0.059 (O)	
1/31/2008	0.0067	
3/11/2008	0.03 (O)	
5/6/2008	0.0062	
12/4/2008	0.009	
4/21/2009	0.0022	
10/7/2009	<0.005	
4/26/2010	<0.005	
10/4/2010	<0.005	
4/13/2011	<0.005	
10/5/2011	<0.005	
4/11/2012	<0.005	
10/9/2012	<0.005	
4/15/2013	0.0013	
10/15/2013	0.0023	
4/22/2014	<0.005	
9/30/2014	<0.005	
3/30/2015	0.0011 (J)	
10/13/2015	<0.005	
3/23/2016	<0.005	
5/20/2016	<0.005	
7/29/2016	0.0006 (J)	
9/23/2016	<0.005	
11/9/2016	<0.005	
1/31/2017	<0.005	
3/30/2017	0.0005 (J)	
6/12/2017	0.0008 (J)	
10/2/2017	<0.005	
3/19/2018	0.0031 (J)	
9/14/2018	<0.005	
3/20/2019	<0.005	
9/12/2019	<0.005	
3/11/2020	0.0025 (J)	
9/15/2020	0.00086 (J)	
3/17/2021	<0.005	
8/9/2021	<0.005	
2/1/2022	<0.005	
8/16/2022	<0.005	
2/16/2023	<0.005	
7/27/2023	<0.005	
2/22/2024	<0.005	
8/7/2024	<0.005	
2/27/2025	<0.005	
9/2/2025		<0.005
2/18/2026		0.00082 (J)

ND substitution: RL or RL/2 if <15% NDs.

Prediction Limit

Constituent: Chromium (mg/L) Analysis Run 5/1/2026 4:33 PM View: Appendix I Intrawell

Plant Bowen Client: Southern Company Data: Bowen LF 3-8

	GWA-2R	GWA-2R
8/23/2007	<0.005	
10/24/2007	0.0033	
11/18/2007	0.012	
1/31/2008	0.052 (O)	
3/10/2008	0.01	
5/13/2008	0.0068	
12/4/2008	0.0017	
4/21/2009	<0.005	
10/8/2009	<0.005	
4/21/2010	<0.005	
9/28/2010	<0.005	
4/12/2011	<0.005	
10/4/2011	<0.005	
4/3/2012	<0.005	
10/9/2012	<0.005	
4/11/2013	<0.005	
10/16/2013	<0.005	
4/10/2014	<0.005	
9/30/2014	<0.005	
3/30/2015	<0.005	
10/13/2015	<0.005	
3/23/2016	<0.005	
5/19/2016	<0.005	
7/29/2016	0.0005 (J)	
9/22/2016	<0.005	
11/10/2016	<0.005	
1/31/2017	<0.005	
4/3/2017	0.0003 (J)	
6/9/2017	<0.005	
10/2/2017	<0.005	
3/16/2018	<0.005	
9/14/2018	<0.005	
3/19/2019	<0.005	
9/13/2019	<0.005	
3/11/2020	0.0042 (J)	
9/15/2020	<0.005	
3/16/2021	<0.005	
8/9/2021	<0.005	
2/1/2022	<0.005	
8/16/2022	<0.005	
2/16/2023	<0.005	
7/27/2023	<0.005	
2/26/2024	<0.005	
8/6/2024	<0.005	
2/27/2025	<0.005	
9/2/2025		<0.005
2/18/2026		0.0004 (J)

ND substitution: RL or RL/2 if <15% NDs.

Prediction Limit

Constituent: Chromium (mg/L) Analysis Run 5/1/2026 4:33 PM View: Appendix I Intrawell

Plant Bowen Client: Southern Company Data: Bowen LF 3-8

	GWA-3A	GWA-3A
8/23/2007	<0.005	
11/2/2007	0.027 (O)	
11/18/2007	0.17 (O)	
1/31/2008	0.012	
3/11/2008	0.063 (O)	
5/14/2008	0.057 (O)	
12/5/2008	<0.005	
4/15/2009	<0.005	
10/8/2009	<0.005	
4/28/2010	<0.005	
10/6/2010	<0.005	
4/21/2011	<0.005	
10/13/2011	<0.005	
5/1/2012	<0.005	
10/9/2012	<0.005	
4/11/2013	<0.005	
10/16/2013	0.0013	
4/23/2014	<0.005	
10/4/2014	<0.005	
3/31/2015	<0.005	
10/12/2015	<0.005	
3/23/2016	<0.005	
5/23/2016	<0.005	
7/29/2016	<0.005	
9/22/2016	0.0013 (J)	
11/10/2016	<0.005	
1/31/2017	<0.005	
3/30/2017	<0.005	
6/12/2017	<0.005	
10/4/2017	<0.005	
3/19/2018	<0.005	
9/17/2018	<0.005	
3/20/2019	<0.005	
9/13/2019	0.00073 (J)	
3/11/2020	0.00095 (J)	
3/29/2021	0.00062 (J)	
8/9/2021	<0.005	
2/2/2022	0.0069	
8/16/2022	<0.005	
2/17/2023	<0.005	
8/1/2023	<0.005	
2/22/2024	<0.005	
8/8/2024	<0.005	
2/26/2025	<0.005	
9/2/2025		<0.005
2/17/2026		0.0008 (J)

ND substitution: RL or RL/2 if <15% NDs.

Prediction Limit

Constituent: Chromium (mg/L) Analysis Run 5/1/2026 4:33 PM View: Appendix I Intrawell

Plant Bowen Client: Southern Company Data: Bowen LF 3-8

	GWA-4RZ	GWA-4RZ
5/20/2009	0.0054	
10/19/2009	<0.005	
4/27/2010	<0.005	
10/4/2010	0.007	
4/14/2011	<0.005	
10/5/2011	<0.005	
4/11/2012	<0.005	
10/2/2012	0.0067	
4/11/2013	0.0046	
10/21/2013	<0.005	
4/23/2014	<0.005	
10/4/2014	0.012	
3/31/2015	0.0027	
10/11/2015	0.0022	
2/22/2017	<0.005	
4/7/2017	<0.005	
6/14/2017	<0.005	
7/12/2017	<0.005	
7/20/2017	<0.005	
7/28/2017	<0.005	
8/9/2017	<0.005	
8/24/2017	<0.005	
10/3/2017	<0.005	
3/21/2018	<0.005	
9/18/2018	<0.005	
3/21/2019	<0.005	
9/13/2019	<0.005	
3/12/2020	<0.005	
9/17/2020	<0.005	
3/16/2021	<0.005	
8/10/2021	<0.005	
2/3/2022	<0.005	
8/17/2022	<0.005	
2/17/2023	<0.005	
7/28/2023	<0.005	
2/27/2024	<0.005	
8/8/2024	<0.005	
2/28/2025	<0.005	
9/3/2025		<0.005
2/18/2026		<0.005

ND substitution: RL or RL/2 if <15% NDs.

Prediction Limit

Constituent: Chromium (mg/L) Analysis Run 5/1/2026 4:33 PM View: Appendix I Intrawell

Plant Bowen Client: Southern Company Data: Bowen LF 3-8

	GWA-39RZ	GWA-39RZ
2/21/2017	0.001 (J)	
3/27/2017	<0.005	
6/8/2017	<0.005	
7/17/2017	<0.005	
7/27/2017	0.0005 (J)	
8/9/2017	0.0005 (J)	
9/29/2017	0.0006 (J)	
3/16/2018	<0.005	
9/14/2018	<0.005	
3/14/2019	0.004 (J)	
9/11/2019	<0.005	
3/9/2020	0.0016 (J)	
9/16/2020	0.00058 (J)	
3/16/2021	0.0008 (J)	
8/6/2021	<0.005	
2/2/2022	0.0012 (J)	
8/16/2022	<0.005	
2/14/2023	<0.005	
7/25/2023	<0.005	
2/19/2024	<0.005	
8/1/2024	<0.005	
2/26/2025	<0.005	
8/28/2025		<0.005
2/18/2026		<0.005

ND substitution: RL or RL/2 if <15% NDs.

Prediction Limit

Constituent: Chromium (mg/L) Analysis Run 5/1/2026 4:33 PM View: Appendix I Intrawell

Plant Bowen Client: Southern Company Data: Bowen LF 3-8

	GWA-39Z	GWA-39Z
3/14/2016	<0.005	
5/11/2016	<0.005	
7/19/2016	<0.005	
9/15/2016	<0.005	
11/2/2016	<0.005	
1/18/2017	<0.005	
3/28/2017	0.0004 (J)	
6/7/2017	<0.005	
9/26/2017	<0.005	
3/14/2018	<0.005	
9/12/2018	<0.005	
3/15/2019	<0.005	
9/9/2019	<0.005	
3/9/2020	0.069 (O)	
9/10/2020	<0.005	
3/12/2021	0.00064 (J)	
8/4/2021	<0.005	
1/31/2022	<0.005	
8/10/2022	<0.005	
2/13/2023	<0.005	
7/26/2023	<0.005	
2/19/2024	<0.005	
8/1/2024	<0.005	
2/25/2025	<0.005	
8/28/2025		<0.005
2/18/2026		0.0004 (J)

ND substitution: RL or RL/2 if <15% NDs.

Prediction Limit

Constituent: Chromium (mg/L) Analysis Run 5/1/2026 4:33 PM View: Appendix I Intrawell

Plant Bowen Client: Southern Company Data: Bowen LF 3-8

	GWA-40	GWA-40
3/15/2016	<0.005	
5/11/2016	<0.005	
7/21/2016	<0.005	
9/15/2016	<0.005	
11/3/2016	<0.005	
1/17/2017	<0.005	
3/24/2017	0.0013 (J)	
5/24/2017	0.0008 (J)	
9/26/2017	0.0005 (J)	
3/14/2018	<0.005	
9/12/2018	<0.005	
3/13/2019	<0.005	
9/9/2019	<0.005	
3/9/2020	0.0009 (J)	
9/11/2020	<0.005	
3/10/2021	0.00075 (J)	
8/4/2021	<0.005	
1/31/2022	<0.005	
8/12/2022	<0.005	
2/13/2023	<0.005	
7/26/2023	<0.005	
2/19/2024	<0.005	
8/1/2024	<0.005	
2/25/2025	<0.005	
8/27/2025		<0.005
2/16/2026		0.00064 (J)

ND substitution: RL or RL/2 if <15% NDs.

Prediction Limit

Constituent: Chromium (mg/L) Analysis Run 5/1/2026 4:33 PM View: Appendix I Intrawell

Plant Bowen Client: Southern Company Data: Bowen LF 3-8

	GWA-41	GWA-41
3/15/2016	<0.005	
5/12/2016	<0.005	
7/20/2016	<0.005	
9/15/2016	<0.005	
11/3/2016	<0.005	
1/18/2017	<0.005	
3/24/2017	0.0007 (J)	
6/6/2017	<0.005	
9/25/2017	<0.005	
3/14/2018	<0.005	
9/12/2018	<0.005	
3/14/2019	<0.005	
9/10/2019	<0.005	
3/6/2020	0.015	
9/10/2020	<0.005	
3/11/2021	0.0015 (J)	
8/4/2021	<0.005	
1/31/2022	<0.005	
8/11/2022	<0.005	
2/13/2023	<0.005	
7/25/2023	<0.005	
2/19/2024	<0.005	
8/1/2024	<0.005	
2/25/2025	<0.005	
8/28/2025		<0.005
2/16/2026		0.00044 (J)

ND substitution: RL or RL/2 if <15% NDs.

Prediction Limit

Constituent: Chromium (mg/L) Analysis Run 5/1/2026 4:33 PM View: Appendix I Intrawell

Plant Bowen Client: Southern Company Data: Bowen LF 3-8

	GWA-41R	GWA-41R
3/15/2016	<0.005	
5/13/2016	<0.005	
7/21/2016	<0.005	
9/21/2016	<0.005	
11/3/2016	<0.005	
1/17/2017	<0.005	
3/27/2017	<0.005	
6/6/2017	0.0004 (J)	
9/25/2017	<0.005	
3/14/2018	<0.005	
9/12/2018	<0.005	
3/14/2019	<0.005	
9/10/2019	<0.005	
3/9/2020	0.0004 (J)	
9/10/2020	<0.005	
3/10/2021	<0.005	
8/4/2021	<0.005	
1/31/2022	<0.005	
8/11/2022	<0.005	
2/13/2023	<0.005	
7/25/2023	<0.005	
2/19/2024	<0.005	
8/1/2024	<0.005	
2/25/2025	<0.005	
8/27/2025		<0.005
2/16/2026		0.00027 (J)

ND substitution: RL or RL/2 if <15% NDs.

Prediction Limit

Constituent: Chromium (mg/L) Analysis Run 5/1/2026 4:33 PM View: Appendix I Intrawell

Plant Bowen Client: Southern Company Data: Bowen LF 3-8

	GWA-42	GWA-42
3/11/2016	<0.005	
5/16/2016	<0.005	
7/22/2016	<0.005	
9/19/2016	<0.005	
11/3/2016	<0.005	
1/17/2017	<0.005	
3/27/2017	<0.005	
6/7/2017	<0.005	
9/26/2017	<0.005	
3/14/2018	<0.005	
9/14/2018	<0.005	
3/14/2019	<0.005	
9/10/2019	<0.005	
3/6/2020	0.00045 (J)	
9/10/2020	<0.005	
3/11/2021	<0.005	
8/4/2021	<0.005	
1/31/2022	<0.005	
8/10/2022	<0.005	
2/13/2023	<0.005	
7/26/2023	<0.005	
2/20/2024	<0.005	
8/1/2024	<0.005	
2/25/2025	<0.005	
8/28/2025		<0.005
2/16/2026		0.00057 (J)

ND substitution: RL or RL/2 if <15% NDs.

Prediction Limit

Constituent: Chromium (mg/L) Analysis Run 5/1/2026 4:33 PM View: Appendix I Intrawell

Plant Bowen Client: Southern Company Data: Bowen LF 3-8

	GWA-43	GWA-43
3/11/2016	<0.005	
5/13/2016	<0.005	
7/19/2016	<0.005	
9/16/2016	<0.005	
11/2/2016	<0.005	
1/18/2017	<0.005	
3/28/2017	0.0007 (J)	
6/6/2017	0.0004 (J)	
9/22/2017	0.0008 (J)	
3/14/2018	<0.005	
9/12/2018	<0.005	
3/13/2019	<0.005	
9/11/2019	0.00051 (J)	
3/9/2020	0.0033 (J)	
9/11/2020	<0.005	
3/11/2021	<0.005	
8/6/2021	<0.005	
1/31/2022	<0.005	
8/11/2022	<0.005	
2/14/2023	0.0016 (J)	
7/25/2023	<0.005	
2/20/2024	<0.005	
8/2/2024	<0.005	
2/25/2025	<0.005	
8/28/2025		<0.005
2/16/2026		0.00045 (J)

ND substitution: RL or RL/2 if <15% NDs.

Prediction Limit

Constituent: Chromium (mg/L) Analysis Run 5/1/2026 4:33 PM View: Appendix I Intrawell

Plant Bowen Client: Southern Company Data: Bowen LF 3-8

	GWA-43R	GWA-43R
3/11/2016	0.00212 (J)	
5/13/2016	<0.005	
7/19/2016	0.0006 (J)	
9/16/2016	<0.005	
11/2/2016	<0.005	
1/18/2017	0.0014 (J)	
3/28/2017	0.0011 (J)	
6/6/2017	0.0009 (J)	
9/22/2017	0.0006 (J)	
3/15/2018	0.0017 (J)	
9/12/2018	<0.005	
3/13/2019	<0.005	
9/11/2019	0.00066 (J)	
3/9/2020	0.0014 (J)	
9/14/2020	0.0011 (J)	
3/11/2021	0.0011 (J)	
8/5/2021	<0.005	
1/31/2022	0.0011 (J)	
8/10/2022	<0.005	
2/13/2023	<0.005	
7/25/2023	<0.005	
2/20/2024	<0.005	
8/2/2024	<0.005	
2/25/2025	<0.005	
8/28/2025		<0.005
2/16/2026		0.00063 (J)

ND substitution: RL or RL/2 if <15% NDs.

Prediction Limit

Constituent: Chromium (mg/L) Analysis Run 5/1/2026 4:33 PM View: Appendix I Intrawell

Plant Bowen Client: Southern Company Data: Bowen LF 3-8

	GWA-50	GWA-50
12/12/2008	<0.005	
4/23/2009	<0.005	
10/6/2009	<0.005	
4/27/2010	<0.005	
9/30/2010	0.0014	
4/14/2011	0.0014	
10/5/2011	<0.005	
4/11/2012	<0.005	
10/2/2012	<0.005	
4/9/2013	<0.005	
10/15/2013	<0.005	
4/10/2014	0.0012 (J)	
10/1/2014	<0.005	
3/30/2015	<0.005	
10/11/2015	<0.005	
3/28/2016	<0.005	
5/23/2016	<0.005	
8/1/2016	0.0004 (J)	
9/26/2016	<0.005	
11/10/2016	<0.005	
1/30/2017	<0.005	
4/7/2017	<0.005	
6/12/2017	<0.005	
10/2/2017	<0.005	
3/16/2018	<0.005	
9/17/2018	<0.005	
3/19/2019	<0.005	
9/13/2019	<0.005	
3/11/2020	0.0011 (J)	
9/16/2020	<0.005	
3/17/2021	<0.005	
8/9/2021	<0.005	
2/1/2022	<0.005	
8/16/2022	<0.005	
2/16/2023	<0.005	
7/28/2023	<0.005	
2/22/2024	<0.005	
8/8/2024	<0.005	
2/27/2025	<0.005	
9/2/2025		<0.005
2/17/2026		0.00025 (J)

ND substitution: RL or RL/2 if <15% NDs.

Prediction Limit

Constituent: Chromium (mg/L) Analysis Run 5/1/2026 4:33 PM View: Appendix I Intrawell

Plant Bowen Client: Southern Company Data: Bowen LF 3-8

	GWA-50R	GWA-50R
12/12/2008	<0.005	
4/23/2009	0.0031	
10/6/2009	0.0024	
5/3/2010	<0.005	
10/11/2010	0.0028	
4/27/2011	0.0041	
10/19/2011	<0.005	
5/1/2012	<0.005	
10/2/2012	0.0019	
4/10/2013	0.0027	
10/16/2013	0.0029	
4/22/2014	0.0024	
10/1/2014	<0.005	
3/30/2015	0.0022	
10/11/2015	<0.005	
3/28/2016	<0.005	
5/25/2016	<0.005	
8/1/2016	<0.005	
9/26/2016	<0.005	
11/11/2016	0.0053 (J)	
1/30/2017	<0.005	
4/3/2017	0.0005 (J)	
6/12/2017	0.0005 (J)	
10/2/2017	<0.005	
3/16/2018	<0.005	
9/18/2018	<0.005	
3/19/2019	<0.005	
9/12/2019	<0.005	
3/11/2020	<0.005	
9/15/2020	<0.005	
3/17/2021	<0.005	
8/9/2021	<0.005	
2/2/2022	<0.005	
8/17/2022	<0.005	
2/16/2023	<0.005	
7/28/2023	<0.005	
2/22/2024	<0.005	
8/8/2024	<0.005	
2/28/2025	<0.005	
9/2/2025		<0.005
2/17/2026		0.00034 (J)

ND substitution: RL or RL/2 if <15% NDs.

Prediction Limit

Constituent: Chromium (mg/L) Analysis Run 5/1/2026 4:33 PM View: Appendix I Intrawell

Plant Bowen Client: Southern Company Data: Bowen LF 3-8

	GWC-16R	GWC-16R
9/16/2014	0.0033	
10/4/2014	0.0011 (J)	
10/21/2014	<0.005	
11/11/2014	<0.005	
3/3/2015	<0.005	
3/18/2015	<0.005	
4/6/2015	<0.005	
4/23/2015	0.001 (J)	
7/29/2015	<0.005	
3/3/2016	<0.005	
5/10/2016	<0.005	
7/13/2016	0.0008 (J)	
9/15/2016	<0.005	
11/2/2016	<0.005	
1/11/2017	0.0012 (J)	
3/20/2017	0.0013 (J)	
5/23/2017	0.0007 (J)	
9/21/2017	<0.005	
3/14/2018	<0.005	
9/7/2018	<0.005	
3/11/2019	<0.005	
9/9/2019	<0.005	
3/4/2020	0.0014 (J)	
9/9/2020	0.00056 (J)	
3/9/2021	0.0024 (J)	
7/30/2021	0.0017 (J)	
1/28/2022	0.0011 (J)	
8/11/2022	<0.005	
2/10/2023	0.0011 (J)	
8/4/2023	<0.005	
2/15/2024	<0.005	
7/31/2024	<0.005	
2/25/2025	<0.005	
8/21/2025		<0.005
2/13/2026		0.0004 (J)

ND substitution: RL or RL/2 if <15% NDs.

Prediction Limit

Constituent: Chromium (mg/L) Analysis Run 5/1/2026 4:33 PM View: Appendix I Intrawell

Plant Bowen Client: Southern Company Data: Bowen LF 3-8

	GWC-17R	GWC-17R
9/17/2014	<0.005	
10/4/2014	<0.005	
10/21/2014	<0.005	
11/11/2014	0.0014	
3/3/2015	0.001 (J)	
3/18/2015	<0.005	
4/6/2015	<0.005	
4/23/2015	<0.005	
7/29/2015	<0.005	
3/4/2016	<0.005	
5/10/2016	<0.005	
7/14/2016	0.0035 (J)	
9/14/2016	<0.005	
11/1/2016	<0.005	
1/11/2017	<0.005	
3/21/2017	0.0005 (J)	
5/23/2017	0.0021 (J)	
9/22/2017	<0.005	
3/14/2018	<0.005	
9/11/2018	<0.005	
3/12/2019	<0.005	
9/10/2019	<0.005	
3/5/2020	0.00063 (J)	
9/9/2020	<0.005	
3/10/2021	<0.005	
7/30/2021	<0.005	
1/28/2022	<0.005	
8/11/2022	<0.005	
2/10/2023	<0.005	
8/3/2023	<0.005	
2/15/2024	<0.005	
7/31/2024	<0.005	
2/25/2025	<0.005	
8/22/2025		<0.005
2/13/2026		0.00053 (J)

ND substitution: RL or RL/2 if <15% NDs.

Prediction Limit

Constituent: Chromium (mg/L) Analysis Run 5/1/2026 4:33 PM View: Appendix I Intrawell

Plant Bowen Client: Southern Company Data: Bowen LF 3-8

	GWC-18	GWC-18
9/17/2014	0.0032	
10/4/2014	0.0034	
10/21/2014	0.0042	
11/5/2014	0.0042	
3/3/2015	0.0038	
3/18/2015	0.0031	
4/7/2015	0.0037	
4/23/2015	0.0033	
7/29/2015	0.0033	
3/7/2016	0.00318 (J)	
5/5/2016	0.00385 (J)	
7/13/2016	0.0029 (J)	
9/13/2016	0.0029 (J)	
10/31/2016	0.0017 (J)	
1/12/2017	0.0025 (J)	
3/23/2017	0.0026 (J)	
5/23/2017	0.0029 (J)	
9/25/2017	0.0018 (J)	
3/14/2018	0.0021 (J)	
9/11/2018	0.0017 (J)	
3/12/2019	0.002 (J)	
9/9/2019	0.001 (J)	
3/6/2020	0.0019 (J)	
9/9/2020	0.001 (J)	
2/26/2021	0.0014 (J)	
7/29/2021	0.0014 (J)	
1/28/2022	0.0014 (J)	
8/10/2022	0.0014 (J)	
2/9/2023	0.0015 (J)	
8/3/2023	0.0012 (J)	
2/14/2024	<0.005	
7/31/2024	<0.005	
2/20/2025	<0.005	
8/26/2025		0.0017 (J)
2/12/2026		0.0015 (J)

ND substitution: RL or RL/2 if <15% NDs.

Prediction Limit

Constituent: Chromium (mg/L) Analysis Run 5/1/2026 4:33 PM View: Appendix I Intrawell

Plant Bowen Client: Southern Company Data: Bowen LF 3-8

	GWC-18R	GWC-18R
9/17/2014	<0.005	
10/4/2014	0.025 (O)	
10/21/2014	0.024 (O)	
11/11/2014	0.025 (O)	
3/3/2015	0.029 (O)	
3/18/2015	<0.005	
4/7/2015	0.008	
4/23/2015	<0.005	
7/29/2015	<0.005	
3/7/2016	<0.005	
5/5/2016	<0.005	
7/13/2016	0.0006 (J)	
9/12/2016	<0.005	
11/1/2016	<0.005	
1/11/2017	<0.005	
3/20/2017	0.0005 (J)	
5/22/2017	0.0005 (J)	
9/21/2017	0.0008 (J)	
3/14/2018	<0.005	
9/7/2018	<0.005	
3/12/2019	<0.005	
9/6/2019	0.00053 (J)	
3/5/2020	0.0007 (J)	
9/9/2020	<0.005	
2/26/2021	0.00069 (J)	
7/29/2021	<0.005	
1/27/2022	0.0015 (J)	
8/10/2022	<0.005	
2/9/2023	<0.005	
8/4/2023	<0.005	
2/14/2024	<0.005	
7/31/2024	<0.005	
2/19/2025	<0.005	
8/22/2025		<0.005
2/12/2026		0.00071 (J)

ND substitution: RL or RL/2 if <15% NDs.

Prediction Limit

Constituent: Chromium (mg/L) Analysis Run 5/1/2026 4:33 PM View: Appendix I Intrawell

Plant Bowen Client: Southern Company Data: Bowen LF 3-8

	GWC-19R	GWC-19R
9/17/2014	<0.005	
10/4/2014	0.001 (J)	
10/21/2014	0.0011 (J)	
11/5/2014	0.001 (J)	
3/3/2015	<0.005	
3/19/2015	<0.005	
4/7/2015	<0.005	
4/24/2015	<0.005	
7/29/2015	<0.005	
3/7/2016	<0.005	
5/9/2016	<0.005	
7/14/2016	0.0005 (J)	
9/12/2016	<0.005	
10/31/2016	<0.005	
1/11/2017	<0.005	
3/21/2017	0.0009 (J)	
5/22/2017	0.0005 (J)	
9/20/2017	0.0008 (J)	
3/14/2018	<0.005	
9/10/2018	<0.005	
3/12/2019	<0.005	
9/9/2019	0.00056 (J)	
3/4/2020	0.001 (J)	
9/9/2020	<0.005	
2/26/2021	0.00067 (J)	
8/3/2021	<0.005	
1/27/2022	<0.005	
8/9/2022	<0.005	
2/9/2023	<0.005	
8/4/2023	<0.005	
2/14/2024	0.0028 (J)	
7/31/2024	<0.005	
2/20/2025	<0.005	
8/27/2025		<0.005
2/12/2026		0.00069 (J)

ND substitution: RL or RL/2 if <15% NDs.

Prediction Limit

Constituent: Chromium (mg/L) Analysis Run 5/1/2026 4:33 PM View: Appendix I Intrawell

Plant Bowen Client: Southern Company Data: Bowen LF 3-8

	GWC-20R	GWC-20R
9/18/2014	<0.005	
10/5/2014	<0.005	
10/22/2014	<0.005	
11/5/2014	0.001 (J)	
3/4/2015	<0.005	
3/19/2015	<0.005	
4/7/2015	<0.005	
4/24/2015	<0.005	
7/30/2015	0.001 (J)	
3/8/2016	<0.005	
5/9/2016	<0.005	
7/14/2016	0.0008 (J)	
9/12/2016	<0.005	
10/31/2016	<0.005	
1/12/2017	0.0011 (J)	
3/22/2017	0.0007 (J)	
5/22/2017	0.0007 (J)	
9/19/2017	0.0006 (J)	
3/14/2018	<0.005	
9/10/2018	<0.005	
3/12/2019	<0.005	
9/6/2019	0.00076 (J)	
3/5/2020	0.00075 (J)	
9/4/2020	0.00078 (J)	
3/9/2021	0.00094 (J)	
8/2/2021	<0.005	
1/27/2022	<0.005	
8/9/2022	<0.005	
2/10/2023	<0.005	
8/3/2023	<0.005	
2/15/2024	<0.005	
8/1/2024	<0.005	
2/20/2025	<0.005	
8/26/2025		<0.005
2/12/2026		0.00081 (J)

ND substitution: RL or RL/2 if <15% NDs.

Prediction Limit

Constituent: Chromium (mg/L) Analysis Run 5/1/2026 4:33 PM View: Appendix I Intrawell

Plant Bowen Client: Southern Company Data: Bowen LF 3-8

	GWC-21R	GWC-21R
9/18/2014	0.001 (J)	
10/5/2014	0.0013	
10/22/2014	0.0016	
11/5/2014	0.0013	
3/4/2015	<0.005	
3/19/2015	<0.005	
4/8/2015	<0.005	
4/24/2015	0.001 (J)	
7/30/2015	<0.005	
3/8/2016	<0.005	
5/9/2016	<0.005	
7/15/2016	<0.005	
9/9/2016	<0.005	
10/27/2016	<0.005	
1/12/2017	<0.005	
3/21/2017	0.0004 (J)	
5/23/2017	0.0004 (J)	
9/19/2017	0.0006 (J)	
3/14/2018	<0.005	
9/10/2018	<0.005	
3/11/2019	<0.005	
9/6/2019	0.00078 (J)	
3/3/2020	0.00058 (J)	
9/8/2020	0.0013 (J)	
3/9/2021	<0.005	
8/2/2021	<0.005	
1/28/2022	<0.005	
8/10/2022	0.0023 (J)	
2/9/2023	0.0017 (J)	
8/4/2023	0.0067	
2/15/2024	0.0035 (J)	
8/2/2024	<0.005	
2/25/2025	<0.005	
8/22/2025		0.004 (J)
2/17/2026		0.0021 (J)

ND substitution: RL or RL/2 if <15% NDs.

Prediction Limit

Constituent: Chromium (mg/L) Analysis Run 5/1/2026 4:33 PM View: Appendix I Intrawell

Plant Bowen Client: Southern Company Data: Bowen LF 3-8

	GWC-22R	GWC-22R
9/18/2014	<0.005	
10/5/2014	<0.005	
10/22/2014	<0.005	
11/5/2014	<0.005	
3/4/2015	<0.005	
3/19/2015	<0.005	
4/8/2015	<0.005	
4/24/2015	<0.005	
7/30/2015	<0.005	
3/7/2016	<0.005	
5/5/2016	<0.005	
7/14/2016	<0.005	
9/12/2016	<0.005	
10/27/2016	<0.005	
1/13/2017	<0.005	
3/20/2017	0.0004 (J)	
5/23/2017	0.0005 (J)	
9/19/2017	<0.005	
3/13/2018	<0.005	
9/7/2018	<0.005	
3/11/2019	<0.005	
9/5/2019	<0.005	
3/3/2020	0.00057 (J)	
9/8/2020	<0.005	
3/9/2021	<0.005	
8/2/2021	<0.005	
1/27/2022	<0.005	
8/10/2022	<0.005	
2/9/2023	<0.005	
8/3/2023	<0.005	
2/15/2024	<0.005	
7/31/2024	<0.005	
2/20/2025	<0.005	
8/26/2025		<0.005
2/13/2026		0.0003 (J)

ND substitution: RL or RL/2 if <15% NDs.

Prediction Limit

Constituent: Chromium (mg/L) Analysis Run 5/1/2026 4:33 PM View: Appendix I Intrawell

Plant Bowen Client: Southern Company Data: Bowen LF 3-8

	GWC-23R	GWC-23R
9/18/2014	<0.005	
10/5/2014	<0.005	
10/22/2014	<0.005	
11/5/2014	0.0013	
3/4/2015	<0.005	
3/20/2015	<0.005	
4/8/2015	0.0012 (J)	
4/23/2015	<0.005	
7/30/2015	<0.005	
3/9/2016	<0.005	
5/6/2016	<0.005	
7/15/2016	0.0005 (J)	
9/14/2016	<0.005	
11/1/2016	<0.005	
1/25/2017	0.0023 (J)	
3/22/2017	0.0008 (J)	
5/24/2017	0.0011 (J)	
9/21/2017	0.0014 (J)	
3/14/2018	<0.005	
9/11/2018	<0.005	
3/12/2019	<0.005	
9/6/2019	<0.005	
3/5/2020	0.00086 (J)	
9/9/2020	<0.005	
3/10/2021	0.00073 (J)	
7/30/2021	<0.005	
1/28/2022	<0.005	
8/11/2022	<0.005	
2/10/2023	<0.005	
8/3/2023	<0.005	
2/16/2024	<0.005	
7/31/2024	<0.005	
2/25/2025	<0.005	
8/21/2025		<0.005
2/13/2026		0.00046 (J)

ND substitution: RL or RL/2 if <15% NDs.

Prediction Limit

Constituent: Chromium (mg/L) Analysis Run 5/1/2026 4:33 PM View: Appendix I Intrawell

Plant Bowen Client: Southern Company Data: Bowen LF 3-8

	GWC-24R	GWC-24R
9/16/2014	<0.005	
10/4/2014	<0.005	
10/23/2014	<0.005	
11/10/2014	<0.005	
3/4/2015	<0.005	
3/20/2015	<0.005	
4/8/2015	<0.005	
4/23/2015	<0.005	
7/30/2015	<0.005	
3/4/2016	<0.005	
5/5/2016	<0.005	
7/12/2016	<0.005	
9/13/2016	<0.005	
10/27/2016	<0.005	
1/13/2017	<0.005	
3/20/2017	<0.005	
5/19/2017	<0.005	
9/19/2017	<0.005	
3/13/2018	<0.005	
9/11/2018	<0.005	
3/8/2019	<0.005	
9/5/2019	<0.005	
3/3/2020	0.00052 (J)	
9/9/2020	<0.005	
3/9/2021	<0.005	
7/29/2021	<0.005	
1/28/2022	<0.005	
8/9/2022	<0.005	
2/9/2023	<0.005	
8/3/2023	<0.005	
2/15/2024	<0.005	
7/31/2024	<0.005	
2/24/2025	<0.005	
8/26/2025		<0.005
2/12/2026		0.00044 (J)

ND substitution: RL or RL/2 if <15% NDs.

Prediction Limit

Constituent: Chromium (mg/L) Analysis Run 5/1/2026 4:33 PM View: Appendix I Intrawell

Plant Bowen Client: Southern Company Data: Bowen LF 3-8

	GWC-25R	GWC-25R
9/16/2014	<0.005	
10/4/2014	<0.005	
10/23/2014	<0.005	
11/10/2014	<0.005	
3/4/2015	<0.005	
3/20/2015	<0.005	
4/9/2015	<0.005	
4/23/2015	<0.005	
7/30/2015	<0.005	
3/8/2016	<0.005	
5/4/2016	<0.005	
7/18/2016	0.0005 (J)	
9/13/2016	<0.005	
10/27/2016	<0.005	
1/13/2017	<0.005	
3/16/2017	0.0008 (J)	
5/19/2017	0.0006 (J)	
9/19/2017	0.0007 (J)	
3/13/2018	<0.005	
9/11/2018	<0.005	
3/8/2019	<0.005	
9/5/2019	0.00044 (J)	
3/3/2020	0.00078 (J)	
9/4/2020	0.00073 (J)	
3/9/2021	0.00079 (J)	
8/2/2021	<0.005	
1/27/2022	<0.005	
8/9/2022	<0.005	
2/9/2023	<0.005	
8/3/2023	<0.005	
2/16/2024	0.003 (J)	
7/31/2024	<0.005	
2/25/2025	<0.005	
8/18/2025		<0.005
2/13/2026		0.00086 (J)

ND substitution: RL or RL/2 if <15% NDs.

Prediction Limit

Constituent: Chromium (mg/L) Analysis Run 5/1/2026 4:33 PM View: Appendix I Intrawell

Plant Bowen Client: Southern Company Data: Bowen LF 3-8

	GWC-26	GWC-26
6/20/2023	<0.005	
8/7/2023	<0.005	
10/12/2023	<0.005	
12/12/2023	<0.005	
2/29/2024	<0.005	
4/23/2024	<0.005	
6/12/2024	<0.005	
8/27/2024	<0.005	
3/4/2025	<0.005	
8/15/2025		<0.005
2/24/2026		0.00065 (J)

ND substitution: RL or RL/2 if <15% NDs.

Prediction Limit

Constituent: Chromium (mg/L) Analysis Run 5/1/2026 4:33 PM View: Appendix I Intrawell

Plant Bowen Client: Southern Company Data: Bowen LF 3-8

	GWC-27	GWC-27
6/23/2023	<0.005	
8/7/2023	<0.005	
10/12/2023	<0.005	
12/12/2023	<0.005	
2/29/2024	<0.005	
4/23/2024	<0.005	
6/12/2024	<0.005	
8/26/2024	<0.005	
3/4/2025	<0.005	
8/20/2025		<0.005
3/2/2026		0.00098 (J)

ND substitution: RL or RL/2 if <15% NDs.

Prediction Limit

Constituent: Chromium (mg/L) Analysis Run 5/1/2026 4:33 PM View: Appendix I Intrawell

Plant Bowen Client: Southern Company Data: Bowen LF 3-8

	GWC-27R	GWC-27R
6/23/2023	<0.005	
8/7/2023	<0.005	
10/12/2023	<0.005	
12/12/2023	<0.005	
2/29/2024	<0.005	
4/23/2024	<0.005	
6/13/2024	<0.005	
8/26/2024	<0.005	
3/4/2025	<0.005	
8/18/2025		<0.005
3/2/2026		0.0007 (J)

ND substitution: RL or RL/2 if <15% NDs.

Prediction Limit

Constituent: Chromium (mg/L) Analysis Run 5/1/2026 4:33 PM View: Appendix I Intrawell

Plant Bowen Client: Southern Company Data: Bowen LF 3-8

	GWC-29	GWC-29
6/26/2023	<0.005	
8/7/2023	<0.005	
10/11/2023	<0.005	
12/12/2023	<0.005	
2/29/2024	<0.005	
4/23/2024	<0.005	
6/11/2024	<0.005	
8/26/2024	<0.005	
3/5/2025	<0.005	
8/18/2025		<0.005
2/26/2026		0.00077 (J)

ND substitution: RL or RL/2 if <15% NDs.

Prediction Limit

Constituent: Chromium (mg/L) Analysis Run 5/1/2026 4:33 PM View: Appendix I Intrawell

Plant Bowen Client: Southern Company Data: Bowen LF 3-8

	GWC-29R	GWC-29R
6/27/2023	<0.005	
8/10/2023	<0.005	
10/13/2023	<0.005	
12/13/2023	<0.005	
3/1/2024	<0.005	
4/24/2024	<0.005	
6/12/2024	<0.005	
8/27/2024	<0.005	
3/6/2025	<0.005	
8/19/2025		<0.005
2/26/2026		0.00051 (J)

ND substitution: RL or RL/2 if <15% NDs.

Prediction Limit

Constituent: Chromium (mg/L) Analysis Run 5/1/2026 4:33 PM View: Appendix I Intrawell

Plant Bowen Client: Southern Company Data: Bowen LF 3-8

	GWC-30	GWC-30
6/27/2023	<0.005	
8/9/2023	<0.005	
10/13/2023	<0.005	
12/13/2023	<0.005	
3/1/2024	<0.005	
4/24/2024	<0.005	
6/12/2024	<0.005	
8/27/2024	<0.005	
3/5/2025	<0.005	
8/19/2025		<0.005
2/27/2026		0.00065 (J)

ND substitution: RL or RL/2 if <15% NDs.

Prediction Limit

Constituent: Chromium (mg/L) Analysis Run 5/1/2026 4:33 PM View: Appendix I Intrawell

Plant Bowen Client: Southern Company Data: Bowen LF 3-8

	GWC-31	GWC-31
6/23/2023	<0.005	
8/9/2023	<0.005	
10/11/2023	<0.005	
12/12/2023	<0.005	
3/1/2024	<0.005	
4/23/2024	<0.005	
6/12/2024	<0.005	
8/26/2024	<0.005	
3/5/2025	<0.005	
8/20/2025		<0.005
2/25/2026		0.00035 (J)

ND substitution: RL or RL/2 if <15% NDs.

Prediction Limit

Constituent: Chromium (mg/L) Analysis Run 5/1/2026 4:33 PM View: Appendix I Intrawell

Plant Bowen Client: Southern Company Data: Bowen LF 3-8

	GWC-31R	GWC-31R
6/23/2023	<0.005	
8/9/2023	<0.005	
10/11/2023	<0.005	
12/12/2023	<0.005	
3/4/2024	<0.005	
4/23/2024	<0.005	
6/11/2024	<0.005	
8/26/2024	<0.005	
3/5/2025	<0.005	
8/19/2025		<0.005
2/27/2026		0.00072 (J)

ND substitution: RL or RL/2 if <15% NDs.

Prediction Limit

Constituent: Chromium (mg/L) Analysis Run 5/1/2026 4:33 PM View: Appendix I Intrawell

Plant Bowen Client: Southern Company Data: Bowen LF 3-8

	GWC-33R	GWC-33R
6/21/2023	<0.005	
8/8/2023	<0.005	
10/11/2023	<0.005	
12/13/2023	<0.005	
3/4/2024	<0.005	
4/23/2024	<0.005	
6/13/2024	<0.005	
8/27/2024	<0.005	
3/5/2025	<0.005	
8/19/2025		<0.005
3/3/2026		0.00083 (J)

ND substitution: RL or RL/2 if <15% NDs.

Prediction Limit

Constituent: Chromium (mg/L) Analysis Run 5/1/2026 4:33 PM View: Appendix I Intrawell

Plant Bowen Client: Southern Company Data: Bowen LF 3-8

	GWC-34R	GWC-34R
6/21/2023	<0.005	
8/7/2023	<0.005	
10/10/2023	<0.005	
12/13/2023	<0.005	
2/29/2024	<0.005	
4/24/2024	<0.005	
6/13/2024	<0.005	
8/28/2024	<0.005	
9/4/2025		<0.005
3/2/2026		0.00024 (J)

ND substitution: RL or RL/2 if <15% NDs.

Prediction Limit

Constituent: Chromium (mg/L) Analysis Run 5/1/2026 4:33 PM View: Appendix I Intrawell

Plant Bowen Client: Southern Company Data: Bowen LF 3-8

	GWC-35	GWC-35
6/28/2023	<0.005	
8/10/2023	<0.005	
10/11/2023	<0.005	
12/13/2023	<0.005	
2/29/2024	<0.005	
4/24/2024	<0.005	
6/13/2024	<0.005	
8/27/2024	<0.005	
3/5/2025	<0.005	
8/15/2025		<0.005
2/24/2026		0.00027 (J)

ND substitution: RL or RL/2 if <15% NDs.

Prediction Limit

Constituent: Chromium (mg/L) Analysis Run 5/1/2026 4:33 PM View: Appendix I Intrawell

Plant Bowen Client: Southern Company Data: Bowen LF 3-8

	GWC-36A	GWC-36A
4/6/2022	<0.005	
8/8/2022	<0.005	
2/8/2023	<0.005	
8/2/2023	<0.005	
2/13/2024	<0.005	
7/30/2024	<0.005	
2/19/2025	<0.005	
8/21/2025		<0.005
2/12/2026		0.00063 (J)

ND substitution: RL or RL/2 if <15% NDs.

Prediction Limit

Constituent: Chromium (mg/L) Analysis Run 5/1/2026 4:33 PM View: Appendix I Intrawell

Plant Bowen Client: Southern Company Data: Bowen LF 3-8

	GWC-36RA	GWC-36RA
9/15/2014	0.0028	
10/3/2014	<0.005	
10/20/2014	0.0029	
11/10/2014	0.0017	
3/2/2015	<0.005	
3/17/2015	<0.005	
4/5/2015	<0.005	
4/21/2015	0.0018	
7/28/2015	0.0015	
3/1/2016	<0.005	
5/2/2016	<0.005	
7/6/2016	0.0005 (J)	
9/7/2016	<0.005	
10/25/2016	<0.005	
1/5/2017	<0.005	
3/14/2017	0.0008 (J)	
5/16/2017	<0.005	
9/15/2017	<0.005	
3/12/2018	<0.005	
9/6/2018	<0.005	
3/7/2019	<0.005	
9/4/2019	0.0013 (J)	
3/2/2020	0.00047 (J)	
9/14/2020	<0.005	
3/26/2021	0.0006 (J)	
7/27/2021	<0.005	
1/26/2022	<0.005	
8/8/2022	<0.005	
2/8/2023	<0.005	
8/3/2023	<0.005	
2/13/2024	<0.005	
7/30/2024	<0.005	
2/19/2025	<0.005	
8/21/2025		<0.005
2/12/2026		0.00067 (J)

ND substitution: RL or RL/2 if <15% NDs.

Prediction Limit

Constituent: Chromium (mg/L) Analysis Run 5/1/2026 4:33 PM View: Appendix I Intrawell

Plant Bowen Client: Southern Company Data: Bowen LF 3-8

	GWC-37	GWC-37
9/16/2014	0.0015	
10/3/2014	0.0015	
10/20/2014	0.0011 (J)	
11/10/2014	<0.005	
3/2/2015	<0.005	
3/17/2015	<0.005	
4/5/2015	<0.005	
4/22/2015	<0.005	
7/28/2015	<0.005	
3/1/2016	<0.005	
5/3/2016	<0.005	
7/8/2016	<0.005	
9/7/2016	<0.005	
10/25/2016	<0.005	
1/6/2017	<0.005	
3/14/2017	0.0006 (J)	
5/16/2017	<0.005	
9/15/2017	<0.005	
3/12/2018	<0.005	
9/6/2018	<0.005	
3/6/2019	<0.005	
9/4/2019	<0.005	
3/2/2020	<0.005	
9/3/2020	<0.005	
2/24/2021	<0.005	
7/28/2021	0.018 (O)	
1/26/2022	<0.005	
8/8/2022	<0.005	
2/8/2023	<0.005	
8/2/2023	<0.005	
2/13/2024	<0.005	
7/30/2024	<0.005	
2/19/2025	<0.005	
8/27/2025		<0.005
2/12/2026		0.00026 (J)

ND substitution: RL or RL/2 if <15% NDs.

Prediction Limit

Constituent: Chromium (mg/L) Analysis Run 5/1/2026 4:33 PM View: Appendix I Intrawell

Plant Bowen Client: Southern Company Data: Bowen LF 3-8

	GWC-38	GWC-38
9/16/2014	0.0026	
10/3/2014	0.0021	
10/20/2014	0.0023	
11/10/2014	0.0022	
3/2/2015	0.0021	
3/17/2015	0.0022	
4/6/2015	0.0016	
4/22/2015	0.0013	
7/28/2015	0.0014	
3/2/2016	<0.005	
5/3/2016	<0.005	
7/7/2016	0.002 (J)	
9/8/2016	0.001 (J)	
10/25/2016	0.0028 (J)	
2/9/2017	0.0012 (J)	
3/23/2017	0.0016 (J)	
5/17/2017	0.0019 (J)	
9/19/2017	0.0022 (J)	
3/13/2018	0.0017 (J)	
9/6/2018	<0.005	
3/7/2019	<0.005	
9/4/2019	0.0017 (J)	
3/2/2020	0.0014 (J)	
9/3/2020	0.0013 (J)	
2/24/2021	0.0018 (J)	
7/28/2021	0.0015 (J)	
1/25/2022	0.0014 (J)	
8/5/2022	<0.005	
2/8/2023	0.0012 (J)	
8/2/2023	<0.005	
2/13/2024	<0.005	
7/30/2024	<0.005	
2/19/2025	0.0034 (J)	
8/21/2025		0.0019 (J)
2/12/2026		0.00073 (J)

ND substitution: RL or RL/2 if <15% NDs.

Prediction Limit

Constituent: Chromium (mg/L) Analysis Run 5/1/2026 4:33 PM View: Appendix I Intrawell

Plant Bowen Client: Southern Company Data: Bowen LF 3-8

	GWC-57	GWC-57
6/21/2023	<0.005	
8/8/2023	<0.005	
10/10/2023	<0.005	
12/13/2023	<0.005	
3/4/2024	<0.005	
4/24/2024	<0.005	
6/13/2024	<0.005	
8/27/2024	<0.005	
3/4/2025	<0.005	
8/15/2025		0.0018 (J)
3/2/2026		0.0003 (J)

ND substitution: RL or RL/2 if <15% NDs.

Prediction Limit

Constituent: Cobalt (mg/L) Analysis Run 5/1/2026 4:33 PM View: Appendix I Intrawell

Plant Bowen Client: Southern Company Data: Bowen LF 3-8

	GWA-1	GWA-1
8/23/2007	<0.005	
10/23/2007	<0.005	
11/18/2007	<0.005	
1/30/2008	0.0045	
3/10/2008	<0.005	
5/13/2008	<0.005	
12/5/2008	<0.005	
4/15/2009	<0.005	
10/7/2009	0.0041	
5/3/2010	<0.005	
10/12/2010	<0.005	
4/27/2011	<0.005	
10/17/2011	<0.005	
5/2/2012	<0.005	
10/8/2012	<0.005	
4/12/2013	<0.005	
10/16/2013	<0.005	
4/11/2014	<0.005	
9/30/2014	<0.005	
3/30/2015	0.0012 (J)	
10/13/2015	<0.005	
3/22/2016	<0.005	
5/19/2016	<0.005	
7/29/2016	0.0004 (J)	
9/23/2016	<0.005	
11/9/2016	<0.005	
1/30/2017	<0.005	
3/30/2017	<0.005	
6/9/2017	<0.005	
10/2/2017	<0.005	
3/16/2018	<0.005	
9/17/2018	<0.005	
3/20/2019	0.00078 (J)	
9/12/2019	0.00047 (J)	
3/11/2020	0.00037 (J)	
9/15/2020	0.00048 (J)	
3/16/2021	<0.005	
8/9/2021	<0.005	
2/1/2022	<0.005	
8/16/2022	<0.005	
2/16/2023	<0.005	
7/27/2023	<0.005	
2/22/2024	<0.005	
8/7/2024	<0.005	
2/27/2025	<0.005	
9/2/2025		<0.005
2/18/2026		<0.005

ND substitution: RL or RL/2 if <15% NDs.

Prediction Limit

Constituent: Cobalt (mg/L) Analysis Run 5/1/2026 4:33 PM View: Appendix I Intrawell

Plant Bowen Client: Southern Company Data: Bowen LF 3-8

	GWA-2	GWA-2
8/23/2007	<0.005	
10/24/2007	0.013	
11/18/2007	0.0041	
1/31/2008	<0.005	
3/11/2008	<0.005	
5/6/2008	<0.005	
12/4/2008	0.012	
4/21/2009	<0.005	
10/7/2009	<0.005	
4/26/2010	<0.005	
10/4/2010	<0.005	
4/13/2011	<0.005	
10/5/2011	<0.005	
4/11/2012	<0.005	
10/9/2012	<0.005	
4/15/2013	<0.005	
10/15/2013	<0.005	
4/22/2014	<0.005	
9/30/2014	<0.005	
3/30/2015	<0.005	
10/13/2015	<0.005	
3/23/2016	<0.005	
5/20/2016	<0.005	
7/29/2016	<0.005	
9/23/2016	<0.005	
11/9/2016	<0.005	
1/31/2017	<0.005	
3/30/2017	<0.005	
6/12/2017	<0.005	
10/2/2017	<0.005	
3/19/2018	<0.005	
9/14/2018	<0.005	
3/20/2019	<0.005	
9/12/2019	<0.005	
3/11/2020	<0.005	
9/15/2020	<0.005	
3/17/2021	<0.005	
8/9/2021	<0.005	
2/1/2022	<0.005	
8/16/2022	<0.005	
2/16/2023	<0.005	
7/27/2023	<0.005	
2/22/2024	<0.005	
8/7/2024	<0.005	
2/27/2025	<0.005	
9/2/2025		<0.005
2/18/2026		<0.005

ND substitution: RL or RL/2 if <15% NDs.

Prediction Limit

Constituent: Cobalt (mg/L) Analysis Run 5/1/2026 4:33 PM View: Appendix I Intrawell

Plant Bowen Client: Southern Company Data: Bowen LF 3-8

	GWA-2R	GWA-2R
8/23/2007	<0.005	
10/24/2007	<0.005	
11/18/2007	<0.005	
1/31/2008	0.0083 (O)	
3/10/2008	<0.005	
5/13/2008	<0.005	
12/4/2008	<0.005	
4/21/2009	<0.005	
10/8/2009	<0.005	
4/21/2010	<0.005	
9/28/2010	<0.005	
4/12/2011	<0.005	
10/4/2011	<0.005	
4/3/2012	<0.005	
10/9/2012	<0.005	
4/11/2013	<0.005	
10/16/2013	<0.005	
4/10/2014	<0.005	
9/30/2014	<0.005	
3/30/2015	<0.005	
10/13/2015	<0.005	
3/23/2016	<0.005	
5/19/2016	<0.005	
7/29/2016	<0.005	
9/22/2016	<0.005	
11/10/2016	<0.005	
1/31/2017	<0.005	
4/3/2017	<0.005	
6/9/2017	<0.005	
10/2/2017	<0.005	
3/16/2018	<0.005	
9/14/2018	<0.005	
3/19/2019	<0.005	
9/13/2019	<0.005	
3/11/2020	<0.005	
9/15/2020	0.001 (J)	
3/16/2021	<0.005	
8/9/2021	0.0016 (J)	
2/1/2022	0.00093 (J)	
8/16/2022	0.0004 (J)	
2/16/2023	0.00065 (J)	
7/27/2023	<0.005	
2/26/2024	<0.005	
8/6/2024	<0.005	
2/27/2025	<0.005	
9/2/2025		<0.005
2/18/2026		<0.005

ND substitution: RL or RL/2 if <15% NDs.

Prediction Limit

Constituent: Cobalt (mg/L) Analysis Run 5/1/2026 4:33 PM View: Appendix I Intrawell

Plant Bowen Client: Southern Company Data: Bowen LF 3-8

	GWA-3A	GWA-3A
8/23/2007	0.0033	
11/2/2007	0.0046	
11/18/2007	0.0057	
1/31/2008	0.0055	
3/11/2008	0.0033	
5/14/2008	0.0044	
12/5/2008	0.0035	
4/15/2009	<0.005	
10/8/2009	<0.005	
4/28/2010	<0.005	
10/6/2010	<0.005	
4/21/2011	<0.005	
10/13/2011	<0.005	
5/1/2012	<0.005	
10/9/2012	<0.005	
4/11/2013	<0.005	
10/16/2013	<0.005	
4/23/2014	0.00074 (J)	
10/4/2014	0.00081 (J)	
3/31/2015	0.0021	
10/12/2015	0.00078 (J)	
3/23/2016	<0.005	
5/23/2016	<0.005	
7/29/2016	0.0007 (J)	
9/22/2016	0.0007 (J)	
11/10/2016	0.0007 (J)	
1/31/2017	0.0007 (J)	
3/30/2017	0.0007 (J)	
6/12/2017	0.0007 (J)	
10/4/2017	0.0006 (J)	
3/19/2018	0.00059 (J)	
9/17/2018	0.00057 (J)	
3/20/2019	<0.005	
9/13/2019	0.00046 (J)	
3/11/2020	0.00041 (J)	
3/29/2021	<0.005	
8/9/2021	<0.005	
2/2/2022	<0.005	
8/16/2022	<0.005	
2/17/2023	<0.005	
8/1/2023	<0.005	
2/22/2024	<0.005	
8/8/2024	<0.005	
2/26/2025	<0.005	
9/2/2025		<0.005
2/17/2026		<0.005

ND substitution: RL or RL/2 if <15% NDs.

Prediction Limit

Constituent: Cobalt (mg/L) Analysis Run 5/1/2026 4:33 PM View: Appendix I Intrawell

Plant Bowen Client: Southern Company Data: Bowen LF 3-8

	GWA-4RZ	GWA-4RZ
5/20/2009	<0.01	
10/19/2009	<0.01	
4/27/2010	<0.01	
10/4/2010	0.0058	
4/14/2011	<0.01	
10/5/2011	<0.01	
4/11/2012	<0.01	
10/2/2012	0.0022	
4/11/2013	0.002	
10/21/2013	<0.01	
4/23/2014	<0.01	
10/4/2014	0.0052	
3/31/2015	0.0007 (J)	
10/11/2015	0.00073 (J)	
2/22/2017	<0.01	
4/7/2017	0.0018 (J)	
6/14/2017	0.0045 (J)	
7/12/2017	0.0046 (J)	
7/20/2017	0.0109	
7/28/2017	0.0104	
8/9/2017	0.0022 (J)	
8/24/2017	0.0076 (J)	
10/3/2017	0.0028 (J)	
3/21/2018	0.014	
9/18/2018	0.017	
3/21/2019	0.022	
9/13/2019	0.02	
3/12/2020	0.013	
9/17/2020	0.019	
3/16/2021	0.015	
8/10/2021	0.011	
2/3/2022	0.0059	
8/17/2022	0.015	
2/17/2023	0.017	
7/28/2023	0.02	
2/27/2024	0.017	
8/8/2024	0.0056	
2/28/2025	0.019	
9/3/2025		0.015
2/18/2026		0.018

ND substitution: RL or RL/2 if <15% NDs.

Prediction Limit

Constituent: Cobalt (mg/L) Analysis Run 5/1/2026 4:33 PM View: Appendix I Intrawell

Plant Bowen Client: Southern Company Data: Bowen LF 3-8

	GWA-39Z	GWA-39Z
3/14/2016	0.00503 (J)	
5/11/2016	0.0114	
7/19/2016	0.0013 (J)	
9/15/2016	0.002 (J)	
11/2/2016	0.0005 (J)	
1/18/2017	0.0015 (J)	
3/28/2017	0.0025 (J)	
6/7/2017	0.0023 (J)	
9/26/2017	0.0011 (J)	
3/14/2018	0.00058 (J)	
9/12/2018	<0.005	
3/15/2019	<0.005	
9/9/2019	<0.005	
3/9/2020	0.00075 (J)	
9/10/2020	<0.005	
3/12/2021	0.00079 (J)	
8/4/2021	<0.005	
1/31/2022	<0.005	
8/10/2022	<0.005	
2/13/2023	<0.005	
7/26/2023	<0.005	
2/19/2024	<0.005	
8/1/2024	<0.005	
2/25/2025	<0.005	
8/28/2025		<0.005
2/18/2026		<0.005

ND substitution: RL or RL/2 if <15% NDs.

Prediction Limit

Constituent: Cobalt (mg/L) Analysis Run 5/1/2026 4:33 PM View: Appendix I Intrawell

Plant Bowen Client: Southern Company Data: Bowen LF 3-8

	GWA-41R	GWA-41R
3/15/2016	<0.005	
5/13/2016	<0.005	
7/21/2016	0.0006 (J)	
9/21/2016	<0.005	
11/3/2016	<0.005	
1/17/2017	<0.005	
3/27/2017	0.0005 (J)	
6/6/2017	<0.005	
9/25/2017	0.0006 (J)	
3/14/2018	<0.005	
9/12/2018	0.0011 (J)	
3/14/2019	<0.005	
9/10/2019	<0.005	
3/9/2020	<0.005	
9/10/2020	<0.005	
3/10/2021	<0.005	
8/4/2021	<0.005	
1/31/2022	<0.005	
8/11/2022	<0.005	
2/13/2023	<0.005	
7/25/2023	0.00053 (J)	
2/19/2024	<0.005	
8/1/2024	0.0011 (J)	
2/25/2025	<0.005	
8/27/2025		<0.005
2/16/2026		0.00047 (J)

ND substitution: RL or RL/2 if <15% NDs.

Prediction Limit

Constituent: Cobalt (mg/L) Analysis Run 5/1/2026 4:33 PM View: Appendix I Intrawell

Plant Bowen Client: Southern Company Data: Bowen LF 3-8

	GWA-42	GWA-42
3/11/2016	<0.005	
5/16/2016	<0.005	
7/22/2016	0.0004 (J)	
9/19/2016	<0.005	
11/3/2016	<0.005	
1/17/2017	<0.005	
3/27/2017	<0.005	
6/7/2017	<0.005	
9/26/2017	<0.005	
3/14/2018	<0.005	
9/14/2018	<0.005	
3/14/2019	<0.005	
9/10/2019	<0.005	
3/6/2020	0.00039 (J)	
9/10/2020	<0.005	
3/11/2021	<0.005	
8/4/2021	<0.005	
1/31/2022	<0.005	
8/10/2022	<0.005	
2/13/2023	0.00039 (J)	
7/26/2023	<0.005	
2/20/2024	<0.005	
8/1/2024	<0.005	
2/25/2025	<0.005	
8/28/2025		<0.005
2/16/2026		<0.005

ND substitution: RL or RL/2 if <15% NDs.

Prediction Limit

Constituent: Cobalt (mg/L) Analysis Run 5/1/2026 4:33 PM View: Appendix I Intrawell

Plant Bowen Client: Southern Company Data: Bowen LF 3-8

	GWA-43	GWA-43
3/11/2016	<0.005	
5/13/2016	<0.005	
7/19/2016	<0.005	
9/16/2016	<0.005	
11/2/2016	<0.005	
1/18/2017	<0.005	
3/28/2017	<0.005	
6/6/2017	<0.005	
9/22/2017	<0.005	
3/14/2018	<0.005	
9/12/2018	<0.005	
3/13/2019	<0.005	
9/11/2019	<0.005	
3/9/2020	0.00039 (J)	
9/11/2020	<0.005	
3/11/2021	<0.005	
8/6/2021	<0.005	
1/31/2022	<0.005	
8/11/2022	<0.005	
2/14/2023	<0.005	
7/25/2023	<0.005	
2/20/2024	<0.005	
8/2/2024	<0.005	
2/25/2025	<0.005	
8/28/2025		<0.005
2/16/2026		0.00015 (J)

ND substitution: RL or RL/2 if <15% NDs.

Prediction Limit

Constituent: Cobalt (mg/L) Analysis Run 5/1/2026 4:33 PM View: Appendix I Intrawell

Plant Bowen Client: Southern Company Data: Bowen LF 3-8

	GWA-50R	GWA-50R
12/12/2008	<0.005	
4/23/2009	0.0029	
10/6/2009	<0.005	
5/3/2010	<0.005	
10/11/2010	<0.005	
4/27/2011	0.0028	
10/19/2011	<0.005	
5/1/2012	<0.005	
10/2/2012	<0.005	
4/10/2013	0.0014	
10/16/2013	0.0014	
4/22/2014	0.0013	
10/1/2014	<0.005	
3/30/2015	0.00079 (J)	
10/11/2015	<0.005	
3/28/2016	<0.005	
5/25/2016	<0.005	
8/1/2016	<0.005	
9/26/2016	<0.005	
11/11/2016	<0.005	
1/30/2017	<0.005	
4/3/2017	<0.005	
6/12/2017	<0.005	
10/2/2017	<0.005	
3/16/2018	<0.005	
9/18/2018	<0.005	
3/19/2019	<0.005	
9/12/2019	<0.005	
3/11/2020	<0.005	
9/15/2020	<0.005	
3/17/2021	<0.005	
8/9/2021	<0.005	
2/2/2022	<0.005	
8/17/2022	<0.005	
2/16/2023	<0.005	
7/28/2023	<0.005	
2/22/2024	<0.005	
8/8/2024	<0.005	
2/28/2025	<0.005	
9/2/2025		<0.005
2/17/2026		<0.005

ND substitution: RL or RL/2 if <15% NDs.

Prediction Limit

Constituent: Cobalt (mg/L) Analysis Run 5/1/2026 4:33 PM View: Appendix I Intrawell

Plant Bowen Client: Southern Company Data: Bowen LF 3-8

	GWC-16R	GWC-16R
9/16/2014	0.0026	
10/4/2014	0.0015	
10/21/2014	0.00099 (J)	
11/11/2014	0.00097 (J)	
3/3/2015	0.00078 (J)	
3/18/2015	0.00081 (J)	
4/6/2015	0.0011 (J)	
4/23/2015	0.0007 (J)	
7/29/2015	<0.005	
3/3/2016	0.00794 (J)	
5/10/2016	0.00478 (J)	
7/13/2016	0.0003 (J)	
9/15/2016	0.0018 (J)	
11/2/2016	0.0022 (J)	
1/11/2017	<0.005	
3/20/2017	<0.005	
5/23/2017	0.001 (J)	
9/21/2017	0.0006 (J)	
3/14/2018	0.00058 (J)	
9/7/2018	0.0034 (J)	
3/11/2019	<0.005	
9/9/2019	<0.005	
3/4/2020	<0.005	
9/9/2020	0.00069 (J)	
3/9/2021	0.00047 (J)	
7/30/2021	0.00052 (J)	
1/28/2022	<0.005	
8/11/2022	<0.005	
2/10/2023	<0.005	
8/4/2023	<0.005	
2/15/2024	<0.005	
7/31/2024	<0.005	
2/25/2025	<0.005	
8/21/2025		<0.005
2/13/2026		0.00048 (J)

ND substitution: RL or RL/2 if <15% NDs.

Prediction Limit

Constituent: Cobalt (mg/L) Analysis Run 5/1/2026 4:33 PM View: Appendix I Intrawell

Plant Bowen Client: Southern Company Data: Bowen LF 3-8

	GWC-18	GWC-18
9/17/2014	<0.005	
10/4/2014	<0.005	
10/21/2014	<0.005	
11/5/2014	0.0005 (J)	
3/3/2015	<0.005	
3/18/2015	<0.005	
4/7/2015	<0.005	
4/23/2015	<0.005	
7/29/2015	0.00076 (J)	
3/7/2016	<0.005	
5/5/2016	<0.005	
7/13/2016	<0.005	
9/13/2016	<0.005	
10/31/2016	<0.005	
1/12/2017	<0.005	
3/23/2017	<0.005	
5/23/2017	<0.005	
9/25/2017	<0.005	
3/14/2018	<0.005	
9/11/2018	<0.005	
3/12/2019	<0.005	
9/9/2019	<0.005	
3/6/2020	<0.005	
9/9/2020	<0.005	
2/26/2021	<0.005	
7/29/2021	<0.005	
1/28/2022	<0.005	
8/10/2022	<0.005	
2/9/2023	<0.005	
8/3/2023	<0.005	
2/14/2024	<0.005	
7/31/2024	<0.005	
2/20/2025	<0.005	
8/26/2025		<0.005
2/12/2026		<0.005

ND substitution: RL or RL/2 if <15% NDs.

Prediction Limit

Constituent: Cobalt (mg/L) Analysis Run 5/1/2026 4:33 PM View: Appendix I Intrawell

Plant Bowen Client: Southern Company Data: Bowen LF 3-8

	GWC-18R	GWC-18R
9/17/2014	<0.005	
10/4/2014	0.00063 (J)	
10/21/2014	0.00058 (J)	
11/11/2014	0.00058 (J)	
3/3/2015	0.00056 (J)	
3/18/2015	<0.005	
4/7/2015	<0.005	
4/23/2015	<0.005	
7/29/2015	<0.005	
3/7/2016	<0.005	
5/5/2016	<0.005	
7/13/2016	<0.005	
9/12/2016	<0.005	
11/1/2016	<0.005	
1/11/2017	<0.005	
3/20/2017	<0.005	
5/22/2017	<0.005	
9/21/2017	<0.005	
3/14/2018	<0.005	
9/7/2018	<0.005	
3/12/2019	<0.005	
9/6/2019	<0.005	
3/5/2020	<0.005	
9/9/2020	<0.005	
2/26/2021	<0.005	
7/29/2021	<0.005	
1/27/2022	<0.005	
8/10/2022	<0.005	
2/9/2023	<0.005	
8/4/2023	<0.005	
2/14/2024	<0.005	
7/31/2024	<0.005	
2/19/2025	<0.005	
8/22/2025		<0.005
2/12/2026		<0.005

ND substitution: RL or RL/2 if <15% NDs.

Prediction Limit

Constituent: Cobalt (mg/L) Analysis Run 5/1/2026 4:33 PM View: Appendix I Intrawell

Plant Bowen Client: Southern Company Data: Bowen LF 3-8

	GWC-21R	GWC-21R
9/18/2014	<0.005	
10/5/2014	<0.005	
10/22/2014	<0.005	
11/5/2014	<0.005	
3/4/2015	<0.005	
3/19/2015	<0.005	
4/8/2015	<0.005	
4/24/2015	<0.005	
7/30/2015	<0.005	
3/8/2016	0.00463 (J)	
5/9/2016	0.00239 (J)	
7/15/2016	0.0008 (J)	
9/9/2016	<0.005	
10/27/2016	<0.005	
1/12/2017	<0.005	
3/21/2017	0.0005 (J)	
5/23/2017	<0.005	
9/19/2017	<0.005	
3/14/2018	0.00083 (J)	
9/10/2018	0.00071 (J)	
3/11/2019	0.00056 (J)	
9/6/2019	0.00051 (J)	
3/3/2020	<0.005	
9/8/2020	<0.005	
3/9/2021	0.0004 (J)	
8/2/2021	0.00048 (J)	
1/28/2022	<0.005	
8/10/2022	<0.005	
2/9/2023	<0.005	
8/4/2023	<0.005	
2/15/2024	<0.005	
8/2/2024	<0.005	
2/25/2025	<0.005	
8/22/2025		<0.005
2/17/2026		<0.005

ND substitution: RL or RL/2 if <15% NDs.

Prediction Limit

Constituent: Cobalt (mg/L) Analysis Run 5/1/2026 4:33 PM View: Appendix I Intrawell

Plant Bowen Client: Southern Company Data: Bowen LF 3-8

	GWC-22R	GWC-22R
9/18/2014	<0.005	
10/5/2014	<0.005	
10/22/2014	<0.005	
11/5/2014	<0.005	
3/4/2015	<0.005	
3/19/2015	<0.005	
4/8/2015	<0.005	
4/24/2015	<0.005	
7/30/2015	<0.005	
3/7/2016	<0.005	
5/5/2016	<0.005	
7/14/2016	<0.005	
9/12/2016	<0.005	
10/27/2016	<0.005	
1/13/2017	<0.005	
3/20/2017	<0.005	
5/23/2017	<0.005	
9/19/2017	0.0012 (J)	
3/13/2018	<0.005	
9/7/2018	<0.005	
3/11/2019	<0.005	
9/5/2019	0.0012 (J)	
3/3/2020	0.00078 (J)	
9/8/2020	0.00087 (J)	
3/9/2021	0.00066 (J)	
8/2/2021	0.00045 (J)	
1/27/2022	0.0011 (J)	
8/10/2022	0.00078 (J)	
2/9/2023	0.00043 (J)	
8/3/2023	0.00047 (J)	
2/15/2024	0.0004 (J)	
7/31/2024	0.00034 (J)	
2/20/2025	<0.005	
8/26/2025		<0.005
2/13/2026		0.00027 (J)

ND substitution: RL or RL/2 if <15% NDs.

Prediction Limit

Constituent: Cobalt (mg/L) Analysis Run 5/1/2026 4:33 PM View: Appendix I Intrawell

Plant Bowen Client: Southern Company Data: Bowen LF 3-8

	GWC-23R	GWC-23R
9/18/2014	<0.005	
10/5/2014	<0.005	
10/22/2014	<0.005	
11/5/2014	<0.005	
3/4/2015	<0.005	
3/20/2015	<0.005	
4/8/2015	<0.005	
4/23/2015	<0.005	
7/30/2015	<0.005	
3/9/2016	<0.005	
5/6/2016	<0.005	
7/15/2016	<0.005	
9/14/2016	<0.005	
11/1/2016	<0.005	
1/25/2017	<0.005	
3/22/2017	<0.005	
5/24/2017	<0.005	
9/21/2017	<0.005	
3/14/2018	<0.005	
9/11/2018	<0.005	
3/12/2019	<0.005	
9/6/2019	<0.005	
3/5/2020	<0.005	
9/9/2020	<0.005	
3/10/2021	<0.005	
7/30/2021	<0.005	
1/28/2022	<0.005	
8/11/2022	<0.005	
2/10/2023	<0.005	
8/3/2023	0.00047 (J)	
2/16/2024	0.00034 (J)	
7/31/2024	<0.005	
2/25/2025	<0.005	
8/21/2025		<0.005
2/13/2026		<0.005

ND substitution: RL or RL/2 if <15% NDs.

Prediction Limit

Constituent: Cobalt (mg/L) Analysis Run 5/1/2026 4:33 PM View: Appendix I Intrawell

Plant Bowen Client: Southern Company Data: Bowen LF 3-8

	GWC-25R	GWC-25R
9/16/2014	0.0006 (J)	
10/4/2014	<0.005	
10/23/2014	<0.005	
11/10/2014	<0.005	
3/4/2015	<0.005	
3/20/2015	<0.005	
4/9/2015	<0.005	
4/23/2015	<0.005	
7/30/2015	<0.005	
3/8/2016	<0.005	
5/4/2016	<0.005	
7/18/2016	<0.005	
9/13/2016	<0.005	
10/27/2016	<0.005	
1/13/2017	<0.005	
3/16/2017	<0.005	
5/19/2017	<0.005	
9/19/2017	<0.005	
3/13/2018	<0.005	
9/11/2018	<0.005	
3/8/2019	<0.005	
9/5/2019	<0.005	
3/3/2020	<0.005	
9/4/2020	0.0012 (J)	
3/9/2021	<0.005	
8/2/2021	<0.005	
1/27/2022	<0.005	
8/9/2022	<0.005	
2/9/2023	<0.005	
8/3/2023	<0.005	
2/16/2024	<0.005	
7/31/2024	<0.005	
2/25/2025	<0.005	
8/18/2025		<0.005
2/13/2026		<0.005

ND substitution: RL or RL/2 if <15% NDs.

Prediction Limit

Constituent: Cobalt (mg/L) Analysis Run 5/1/2026 4:33 PM View: Appendix I Intrawell

Plant Bowen Client: Southern Company Data: Bowen LF 3-8

	GWC-27	GWC-27
6/23/2023	<0.005	
8/7/2023	<0.005	
10/12/2023	0.00035 (J)	
12/12/2023	0.00042 (J)	
2/29/2024	<0.005	
4/23/2024	<0.005	
6/12/2024	<0.005	
8/26/2024	<0.005	
3/4/2025	<0.005	
8/20/2025		<0.005
3/2/2026		0.00026 (J)

ND substitution: RL or RL/2 if <15% NDs.

Prediction Limit

Constituent: Cobalt (mg/L) Analysis Run 5/1/2026 4:33 PM View: Appendix I Intrawell

Plant Bowen Client: Southern Company Data: Bowen LF 3-8

	GWC-28	GWC-28
6/20/2023	<0.005	
8/8/2023	<0.005	
10/12/2023	0.00038 (J)	
12/12/2023	<0.005	
3/4/2024	<0.005	
4/24/2024	<0.005	
6/12/2024	<0.005	
8/27/2024	0.00043 (J)	
3/6/2025	<0.005	
8/19/2025		<0.005
3/2/2026		0.0005 (J)

ND substitution: RL or RL/2 if <15% NDs.

Prediction Limit

Constituent: Cobalt (mg/L) Analysis Run 5/1/2026 4:33 PM View: Appendix I Intrawell

Plant Bowen Client: Southern Company Data: Bowen LF 3-8

	GWC-29	GWC-29
6/26/2023	0.00053 (J)	
8/7/2023	<0.005	
10/11/2023	<0.005	
12/12/2023	<0.005	
2/29/2024	<0.005	
4/23/2024	<0.005	
6/11/2024	<0.005	
8/26/2024	<0.005	
3/5/2025	<0.005	
8/18/2025		<0.005
2/26/2026		<0.005

ND substitution: RL or RL/2 if <15% NDs.

Prediction Limit

Constituent: Cobalt (mg/L) Analysis Run 5/1/2026 4:33 PM View: Appendix I Intrawell

Plant Bowen Client: Southern Company Data: Bowen LF 3-8

	GWC-29R	GWC-29R
6/27/2023	<0.005	
8/10/2023	0.00045 (J)	
10/13/2023	<0.005	
12/13/2023	<0.005	
3/1/2024	<0.005	
4/24/2024	<0.005	
6/12/2024	<0.005	
8/27/2024	<0.005	
3/6/2025	<0.005	
8/19/2025		<0.005
2/26/2026		<0.005

ND substitution: RL or RL/2 if <15% NDs.

Prediction Limit

Constituent: Cobalt (mg/L) Analysis Run 5/1/2026 4:33 PM View: Appendix I Intrawell

Plant Bowen Client: Southern Company Data: Bowen LF 3-8

	GWC-31	GWC-31
6/23/2023	0.00074 (J)	
8/9/2023	0.00076 (J)	
10/11/2023	0.00046 (J)	
12/12/2023	0.00036 (J)	
3/1/2024	0.00066 (J)	
4/23/2024	0.00061 (J)	
6/12/2024	0.00041 (J)	
8/26/2024	0.00034 (J)	
3/5/2025	<0.005	
8/20/2025		<0.005
2/25/2026		0.00028 (J)

ND substitution: RL or RL/2 if <15% NDs.

Prediction Limit

Constituent: Cobalt (mg/L) Analysis Run 5/1/2026 4:33 PM View: Appendix I Intrawell

Plant Bowen Client: Southern Company Data: Bowen LF 3-8

	GWC-32	GWC-32
6/26/2023	0.00043 (J)	
8/9/2023	0.0006 (J)	
10/13/2023	0.0007 (J)	
12/13/2023	0.00071 (J)	
2/29/2024	0.00069 (J)	
4/24/2024	0.00044 (J)	
6/12/2024	0.00046 (J)	
8/27/2024	0.00046 (J)	
3/6/2025	<0.005	
8/20/2025		<0.005
3/2/2026		0.00029 (J)

ND substitution: RL or RL/2 if <15% NDs.

Prediction Limit

Constituent: Cobalt (mg/L) Analysis Run 5/1/2026 4:33 PM View: Appendix I Intrawell

Plant Bowen Client: Southern Company Data: Bowen LF 3-8

	GWC-33R	GWC-33R
6/21/2023	<0.005	
8/8/2023	<0.005	
10/11/2023	<0.005	
12/13/2023	<0.005	
3/4/2024	<0.005	
4/23/2024	<0.005	
6/13/2024	<0.005	
8/27/2024	<0.005	
3/5/2025	<0.005	
8/19/2025		<0.005
3/3/2026		0.00019 (J)

ND substitution: RL or RL/2 if <15% NDs.

Prediction Limit

Constituent: Cobalt (mg/L) Analysis Run 5/1/2026 4:33 PM View: Appendix I Intrawell

Plant Bowen Client: Southern Company Data: Bowen LF 3-8

	GWC-34	GWC-34
6/21/2023	0.013	
8/7/2023	0.013	
10/10/2023	0.014	
12/13/2023	0.014	
2/29/2024	0.014	
4/24/2024	0.014	
6/13/2024	0.014	
8/28/2024	0.016	
9/4/2025		0.015
3/2/2026		0.017

Prediction Limit

Constituent: Cobalt (mg/L) Analysis Run 5/1/2026 4:33 PM View: Appendix I Intrawell

Plant Bowen Client: Southern Company Data: Bowen LF 3-8

	GWC-34R	GWC-34R
6/21/2023	0.0022 (J)	
8/7/2023	0.0023 (J)	
10/10/2023	0.0027 (J)	
12/13/2023	0.0025 (J)	
2/29/2024	0.0025 (J)	
4/24/2024	0.0027 (J)	
6/13/2024	0.0025 (J)	
8/28/2024	0.0027 (J)	
9/4/2025		0.0028 (J)
3/2/2026		0.0034 (J)

Prediction Limit

Constituent: Cobalt (mg/L) Analysis Run 5/1/2026 4:33 PM View: Appendix I Intrawell

Plant Bowen Client: Southern Company Data: Bowen LF 3-8

	GWC-35	GWC-35
6/28/2023	<0.005	
8/10/2023	<0.005	
10/11/2023	0.00032 (J)	
12/13/2023	<0.005	
2/29/2024	<0.005	
4/24/2024	<0.005	
6/13/2024	<0.005	
8/27/2024	<0.005	
3/5/2025	<0.005	
8/15/2025		<0.005
2/24/2026		<0.005

ND substitution: RL or RL/2 if <15% NDs.

Prediction Limit

Constituent: Cobalt (mg/L) Analysis Run 5/1/2026 4:33 PM View: Appendix I Intrawell

Plant Bowen Client: Southern Company Data: Bowen LF 3-8

	GWC-36RA	GWC-36RA
9/15/2014	0.0039	
10/3/2014	<0.005	
10/20/2014	0.0014	
11/10/2014	<0.005	
3/2/2015	<0.005	
3/17/2015	<0.005	
4/5/2015	<0.005	
4/21/2015	0.0012 (J)	
7/28/2015	0.0012 (J)	
3/1/2016	<0.005	
5/2/2016	<0.005	
7/6/2016	<0.005	
9/7/2016	<0.005	
10/25/2016	<0.005	
1/5/2017	<0.005	
3/14/2017	<0.005	
5/16/2017	<0.005	
9/15/2017	<0.005	
3/12/2018	<0.005	
9/6/2018	<0.005	
3/7/2019	<0.005	
9/4/2019	<0.005	
3/2/2020	<0.005	
9/14/2020	<0.005	
3/26/2021	<0.005	
7/27/2021	0.00096 (J)	
1/26/2022	<0.005	
8/8/2022	<0.005	
2/8/2023	<0.005	
8/3/2023	<0.005	
2/13/2024	<0.005	
7/30/2024	<0.005	
2/19/2025	<0.005	
8/21/2025		<0.005
2/12/2026		<0.005

ND substitution: RL or RL/2 if <15% NDs.

Prediction Limit

Constituent: Cobalt (mg/L) Analysis Run 5/1/2026 4:33 PM View: Appendix I Intrawell

Plant Bowen Client: Southern Company Data: Bowen LF 3-8

	GWC-37	GWC-37
9/16/2014	0.00077 (J)	
10/3/2014	0.0013	
10/20/2014	0.001 (J)	
11/10/2014	<0.005	
3/2/2015	<0.005	
3/17/2015	<0.005	
4/5/2015	<0.005	
4/22/2015	<0.005	
7/28/2015	<0.005	
3/1/2016	0.00202 (J)	
5/3/2016	<0.005	
7/8/2016	0.0004 (J)	
9/7/2016	0.0009 (J)	
10/25/2016	0.0022 (J)	
1/6/2017	0.0011 (J)	
3/14/2017	0.0009 (J)	
5/16/2017	<0.005	
9/15/2017	<0.005	
3/12/2018	<0.005	
9/6/2018	<0.005	
3/6/2019	<0.005	
9/4/2019	<0.005	
3/2/2020	<0.005	
9/3/2020	<0.005	
2/24/2021	<0.005	
7/28/2021	<0.005	
1/26/2022	<0.005	
8/8/2022	<0.005	
2/8/2023	<0.005	
8/2/2023	<0.005	
2/13/2024	<0.005	
7/30/2024	<0.005	
2/19/2025	<0.005	
8/27/2025		<0.005
2/12/2026		0.00012 (J)

ND substitution: RL or RL/2 if <15% NDs.

Prediction Limit

Constituent: Cobalt (mg/L) Analysis Run 5/1/2026 4:33 PM View: Appendix I Intrawell

Plant Bowen Client: Southern Company Data: Bowen LF 3-8

	GWC-38	GWC-38
9/16/2014	0.0028	
10/3/2014	0.0029	
10/20/2014	0.0022	
11/10/2014	0.0022	
3/2/2015	0.012 (O)	
3/17/2015	0.0044	
4/6/2015	0.002	
4/22/2015	0.0016	
7/28/2015	0.0017	
3/2/2016	<0.01 (O)	
5/3/2016	<0.01 (O)	
7/7/2016	0.0015 (J)	
9/8/2016	0.0018 (J)	
10/25/2016	0.0019 (J)	
2/9/2017	0.0017 (J)	
3/23/2017	0.0018 (J)	
5/17/2017	0.0016 (J)	
9/19/2017	0.0012 (J)	
3/13/2018	0.0013 (J)	
9/6/2018	0.00094 (J)	
3/7/2019	0.00087 (J)	
9/4/2019	0.00094 (J)	
3/2/2020	0.0011 (J)	
9/3/2020	0.00091 (J)	
2/24/2021	0.0011 (J)	
7/28/2021	0.001 (J)	
1/25/2022	0.0011 (J)	
8/5/2022	0.00095 (J)	
2/8/2023	0.001 (J)	
8/2/2023	0.001 (J)	
2/13/2024	0.001 (J)	
7/30/2024	0.00083 (J)	
2/19/2025	0.0032 (J)	
8/21/2025		<0.005
2/12/2026		0.0016 (J)

ND substitution: RL or RL/2 if <15% NDs.

Prediction Limit

Constituent: Cobalt (mg/L) Analysis Run 5/1/2026 4:33 PM View: Appendix I Intrawell

Plant Bowen Client: Southern Company Data: Bowen LF 3-8

	GWC-57	GWC-57
6/21/2023	0.0012 (J)	
8/8/2023	0.0012 (J)	
10/10/2023	0.0012 (J)	
12/13/2023	0.0012 (J)	
3/4/2024	0.00072 (J)	
4/24/2024	0.00062 (J)	
6/13/2024	0.00082 (J)	
8/27/2024	0.00089 (J)	
3/4/2025	<0.005	
8/15/2025		<0.005
3/2/2026		0.00083 (J)

ND substitution: RL or RL/2 if <15% NDs.

Prediction Limit

Constituent: Copper (mg/L) Analysis Run 5/1/2026 4:33 PM View: Appendix I Intrawell

Plant Bowen Client: Southern Company Data: Bowen LF 3-8

	GWA-1	GWA-1
8/23/2007	0.0066	
10/23/2007	0.0076	
11/18/2007	0.0055	
1/30/2008	0.0094	
3/10/2008	0.0056	
5/13/2008	0.0027	
12/5/2008	<0.005	
4/15/2009	0.0025	
10/7/2009	0.0076	
5/3/2010	<0.005	
10/12/2010	<0.005	
4/27/2011	<0.005	
10/17/2011	<0.005	
5/2/2012	<0.005	
10/8/2012	<0.005	
4/12/2013	<0.005	
10/16/2013	<0.005	
4/11/2014	0.00094 (J)	
9/30/2014	<0.005	
3/30/2015	0.0033 (J)	
10/13/2015	0.0013 (J)	
3/22/2016	<0.005	
7/29/2016	<0.005	
3/30/2017	0.0004 (J)	
10/2/2017	0.0003 (J)	
3/16/2018	<0.005	
9/17/2018	<0.005	
3/20/2019	<0.005	
9/12/2019	<0.005	
3/11/2020	<0.005	
9/15/2020	<0.005	
3/16/2021	<0.005	
8/9/2021	<0.005	
2/1/2022	<0.005	
8/16/2022	<0.005	
2/16/2023	<0.005	
7/27/2023	0.0012 (J)	
2/22/2024	<0.005	
8/7/2024	<0.005	
2/27/2025	<0.005	
9/2/2025		<0.005
2/18/2026		<0.005

ND substitution: RL or RL/2 if <15% NDs.

Prediction Limit

Constituent: Copper (mg/L) Analysis Run 5/1/2026 4:33 PM View: Appendix I Intrawell

Plant Bowen Client: Southern Company Data: Bowen LF 3-8

	GWA-2	GWA-2
8/23/2007	<0.005	
10/24/2007	0.0088	
11/18/2007	0.0075	
1/31/2008	<0.005	
3/11/2008	0.0068	
5/6/2008	<0.005	
12/4/2008	0.013	
4/21/2009	<0.005	
10/7/2009	<0.005	
4/26/2010	<0.005	
10/4/2010	0.0027	
4/13/2011	0.0029	
10/5/2011	<0.005	
4/11/2012	<0.005	
10/9/2012	<0.005	
4/15/2013	<0.005	
10/15/2013	<0.005	
4/22/2014	<0.005	
9/30/2014	<0.005	
3/30/2015	<0.005	
10/13/2015	<0.005	
3/23/2016	<0.005	
7/29/2016	0.0032 (J)	
3/30/2017	<0.005	
10/2/2017	<0.005	
3/19/2018	0.0025 (J)	
9/14/2018	<0.005	
3/20/2019	<0.005	
9/12/2019	<0.005	
3/11/2020	0.0002 (J)	
9/15/2020	<0.005	
3/17/2021	<0.005	
8/9/2021	<0.005	
2/1/2022	<0.005	
8/16/2022	<0.005	
2/16/2023	<0.005	
7/27/2023	<0.005	
2/22/2024	<0.005	
8/7/2024	0.00082 (J)	
2/27/2025	<0.005	
9/2/2025		<0.005
2/18/2026		<0.005

ND substitution: RL or RL/2 if <15% NDs.

Prediction Limit

Constituent: Copper (mg/L) Analysis Run 5/1/2026 4:33 PM View: Appendix I Intrawell

Plant Bowen Client: Southern Company Data: Bowen LF 3-8

	GWA-2R	GWA-2R
8/23/2007	0.0036	
10/24/2007	<0.005	
11/18/2007	0.013	
1/31/2008	0.0069	
3/10/2008	0.0044	
5/13/2008	0.0033	
12/4/2008	<0.005	
4/21/2009	<0.005	
10/8/2009	<0.005	
4/21/2010	<0.005	
9/28/2010	<0.005	
4/12/2011	<0.005	
10/4/2011	<0.005	
4/3/2012	<0.005	
10/9/2012	<0.005	
4/11/2013	<0.005	
10/16/2013	<0.005	
4/10/2014	0.0011 (J)	
9/30/2014	<0.005	
3/30/2015	<0.005	
10/13/2015	<0.005	
3/23/2016	<0.005	
7/29/2016	0.0006 (J)	
4/3/2017	0.0004 (J)	
10/2/2017	0.0003 (J)	
3/16/2018	<0.005	
9/14/2018	<0.005	
3/19/2019	<0.005	
9/13/2019	0.00055 (J)	
3/11/2020	0.0011 (J)	
9/15/2020	<0.005	
3/16/2021	<0.005	
8/9/2021	0.0013 (J)	
2/1/2022	0.00096 (J)	
8/16/2022	<0.005	
2/16/2023	0.0011 (J)	
7/27/2023	0.0017 (J)	
2/26/2024	<0.005	
8/6/2024	<0.005	
2/27/2025	<0.005	
9/2/2025		<0.005
2/18/2026		<0.005

ND substitution: RL or RL/2 if <15% NDs.

Prediction Limit

Constituent: Copper (mg/L) Analysis Run 5/1/2026 4:33 PM View: Appendix I Intrawell

Plant Bowen Client: Southern Company Data: Bowen LF 3-8

	GWA-3A	GWA-3A
8/23/2007	0.017	
11/2/2007	0.016	
11/18/2007	0.048	
1/31/2008	0.039	
3/11/2008	0.037	
5/14/2008	0.051	
12/5/2008	0.038	
4/15/2009	0.033	
10/8/2009	0.037	
4/28/2010	0.037	
10/6/2010	0.041	
4/21/2011	0.034	
10/13/2011	0.048	
5/1/2012	0.0427	
10/9/2012	0.038	
4/11/2013	0.038	
10/16/2013	0.036	
4/23/2014	0.03	
10/4/2014	0.029	
3/31/2015	0.026	
10/12/2015	0.05	
3/23/2016	0.0297	
7/29/2016	0.0419	
3/30/2017	0.0392	
10/4/2017	0.0343	
3/19/2018	0.033	
9/17/2018	0.033	
3/20/2019	0.026	
9/13/2019	0.026	
3/11/2020	0.027	
3/29/2021	<0.005	
8/9/2021	<0.005	
2/2/2022	<0.005	
8/16/2022	<0.005	
2/17/2023	<0.005	
8/1/2023	<0.005	
2/22/2024	<0.005	
8/8/2024	<0.005	
2/26/2025	<0.005	
9/2/2025		<0.005
2/17/2026		<0.005

ND substitution: RL or RL/2 if <15% NDs.

Prediction Limit

Constituent: Copper (mg/L) Analysis Run 5/1/2026 4:33 PM View: Appendix I Intrawell

Plant Bowen Client: Southern Company Data: Bowen LF 3-8

	GWA-4RZ	GWA-4RZ
5/20/2009	0.0079	
10/19/2009	0.0038	
4/27/2010	0.0029	
10/4/2010	0.02	
4/14/2011	0.0034	
10/5/2011	<0.005	
4/11/2012	<0.005	
10/2/2012	0.0065	
4/11/2013	0.0066	
10/21/2013	<0.005	
4/23/2014	<0.005	
10/4/2014	0.017	
3/31/2015	0.0023 (J)	
10/11/2015	0.0031 (J)	
4/7/2017	0.0004 (J)	
10/3/2017	<0.005	
3/21/2018	<0.005	
9/18/2018	<0.005	
3/21/2019	<0.005	
9/13/2019	0.00045 (J)	
3/12/2020	0.0002 (J)	
9/17/2020	<0.005	
3/16/2021	<0.005	
8/10/2021	<0.005	
2/3/2022	<0.005	
8/17/2022	<0.005	
2/17/2023	<0.005	
7/28/2023	<0.005	
2/27/2024	<0.005	
8/8/2024	<0.005	
2/28/2025	<0.005	
9/3/2025		<0.005
2/18/2026		<0.005

ND substitution: RL or RL/2 if <15% NDs.

Prediction Limit

Constituent: Copper (mg/L) Analysis Run 5/1/2026 4:33 PM View: Appendix I Intrawell

Plant Bowen Client: Southern Company Data: Bowen LF 3-8

	GWA-39RZ	GWA-39RZ
2/21/2017	<0.005	
3/27/2017	<0.005	
9/29/2017	<0.005	
3/16/2018	<0.005	
9/14/2018	0.002 (J)	
3/14/2019	<0.005	
9/11/2019	0.0014 (J)	
3/9/2020	0.011 (J)	
9/16/2020	<0.005	
3/16/2021	<0.005	
8/6/2021	<0.005	
2/2/2022	<0.005	
8/16/2022	<0.005	
2/14/2023	<0.005	
7/25/2023	<0.005	
2/19/2024	<0.005	
8/1/2024	<0.005	
2/26/2025	<0.005	
8/28/2025		<0.005
2/18/2026		<0.005

ND substitution: RL or RL/2 if <15% NDs.

Prediction Limit

Constituent: Copper (mg/L) Analysis Run 5/1/2026 4:33 PM View: Appendix I Intrawell

Plant Bowen Client: Southern Company Data: Bowen LF 3-8

	GWA-39Z	GWA-39Z
3/14/2016	<0.005	
5/11/2016	<0.005	
7/19/2016	0.0005 (J)	
9/15/2016	<0.005	
11/2/2016	<0.005	
1/18/2017	<0.005	
3/28/2017	0.0005 (J)	
9/26/2017	0.0005 (J)	
3/14/2018	<0.005	
9/12/2018	<0.005	
3/15/2019	<0.005	
9/9/2019	<0.005	
3/9/2020	0.0007 (J)	
9/10/2020	<0.005	
3/12/2021	<0.005	
8/4/2021	<0.005	
1/31/2022	<0.005	
8/10/2022	<0.005	
2/13/2023	<0.005	
7/26/2023	<0.005	
2/19/2024	<0.005	
8/1/2024	<0.005	
2/25/2025	<0.005	
8/28/2025		<0.005
2/18/2026		<0.005

ND substitution: RL or RL/2 if <15% NDs.

Prediction Limit

Constituent: Copper (mg/L) Analysis Run 5/1/2026 4:33 PM View: Appendix I Intrawell

Plant Bowen Client: Southern Company Data: Bowen LF 3-8

	GWA-40	GWA-40
3/15/2016	<0.005	
5/11/2016	<0.005	
7/21/2016	<0.005	
9/15/2016	<0.005	
11/3/2016	<0.005	
1/17/2017	<0.005	
3/24/2017	<0.005	
9/26/2017	<0.005	
3/14/2018	<0.005	
9/12/2018	<0.005	
3/13/2019	<0.005	
9/9/2019	0.0022 (J)	
3/9/2020	<0.005	
9/11/2020	<0.005	
3/10/2021	<0.005	
8/4/2021	<0.005	
1/31/2022	<0.005	
8/12/2022	<0.005	
2/13/2023	<0.005	
7/26/2023	<0.005	
2/19/2024	<0.005	
8/1/2024	<0.005	
2/25/2025	<0.005	
8/27/2025		<0.005
2/16/2026		<0.005

ND substitution: RL or RL/2 if <15% NDs.

Prediction Limit

Constituent: Copper (mg/L) Analysis Run 5/1/2026 4:33 PM View: Appendix I Intrawell

Plant Bowen Client: Southern Company Data: Bowen LF 3-8

	GWA-41	GWA-41
3/15/2016	<0.005	
5/12/2016	<0.005	
7/20/2016	<0.005	
9/15/2016	0.0007 (J)	
11/3/2016	<0.005	
1/18/2017	<0.005	
3/24/2017	<0.005	
9/25/2017	0.0003 (J)	
3/14/2018	<0.005	
9/12/2018	<0.005	
3/14/2019	<0.005	
9/10/2019	0.00044 (J)	
3/6/2020	0.00093 (J)	
9/10/2020	<0.005	
3/11/2021	<0.005	
8/4/2021	<0.005	
1/31/2022	<0.005	
8/11/2022	<0.005	
2/13/2023	<0.005	
7/25/2023	<0.005	
2/19/2024	<0.005	
8/1/2024	<0.005	
2/25/2025	<0.005	
8/28/2025		<0.005
2/16/2026		<0.005

ND substitution: RL or RL/2 if <15% NDs.

Prediction Limit

Constituent: Copper (mg/L) Analysis Run 5/1/2026 4:33 PM View: Appendix I Intrawell

Plant Bowen Client: Southern Company Data: Bowen LF 3-8

	GWA-41R	GWA-41R
3/15/2016	<0.005	
5/13/2016	<0.005	
7/21/2016	0.0005 (J)	
9/21/2016	<0.005	
11/3/2016	<0.005	
1/17/2017	<0.005	
3/27/2017	<0.005	
9/25/2017	0.0007 (J)	
3/14/2018	0.0021 (J)	
9/12/2018	<0.005	
3/14/2019	0.0022 (J)	
9/10/2019	0.0022 (J)	
3/9/2020	0.0014 (J)	
9/10/2020	<0.005	
3/10/2021	<0.005	
8/4/2021	0.0008 (J)	
1/31/2022	0.0028 (J)	
8/11/2022	<0.005	
2/13/2023	0.0012 (J)	
7/25/2023	<0.005	
2/19/2024	0.0011 (J)	
8/1/2024	0.00053 (J)	
2/25/2025	0.0035 (J)	
8/27/2025		<0.005
2/16/2026		<0.005

ND substitution: RL or RL/2 if <15% NDs.

Prediction Limit

Constituent: Copper (mg/L) Analysis Run 5/1/2026 4:33 PM View: Appendix I Intrawell

Plant Bowen Client: Southern Company Data: Bowen LF 3-8

	GWA-42	GWA-42
3/11/2016	<0.005	
5/16/2016	<0.005	
7/22/2016	<0.005	
9/19/2016	0.003 (J)	
11/3/2016	<0.005	
1/17/2017	<0.005	
3/27/2017	<0.005	
9/26/2017	<0.005	
3/14/2018	<0.005	
9/14/2018	<0.005	
3/14/2019	<0.005	
9/10/2019	<0.005	
3/6/2020	0.00019 (J)	
9/10/2020	<0.005	
3/11/2021	<0.005	
8/4/2021	<0.005	
1/31/2022	<0.005	
8/10/2022	<0.005	
2/13/2023	<0.005	
7/26/2023	<0.005	
2/20/2024	<0.005	
8/1/2024	<0.005	
2/25/2025	<0.005	
8/28/2025		<0.005
2/16/2026		0.00074 (J)

ND substitution: RL or RL/2 if <15% NDs.

Prediction Limit

Constituent: Copper (mg/L) Analysis Run 5/1/2026 4:33 PM View: Appendix I Intrawell

Plant Bowen Client: Southern Company Data: Bowen LF 3-8

	GWA-43	GWA-43
3/11/2016	<0.005	
5/13/2016	<0.005	
7/19/2016	<0.005	
9/16/2016	<0.005	
11/2/2016	<0.005	
1/18/2017	<0.005	
3/28/2017	0.0004 (J)	
9/22/2017	0.0004 (J)	
3/14/2018	<0.005	
9/12/2018	<0.005	
3/13/2019	<0.005	
9/11/2019	0.00036 (J)	
3/9/2020	0.00035 (J)	
9/11/2020	<0.005	
3/11/2021	<0.005	
8/6/2021	<0.005	
1/31/2022	0.0014 (J)	
8/11/2022	<0.005	
2/14/2023	<0.005	
7/25/2023	<0.005	
2/20/2024	0.00068 (J)	
8/2/2024	<0.005	
2/25/2025	<0.005	
8/28/2025		<0.005
2/16/2026		<0.005

ND substitution: RL or RL/2 if <15% NDs.

Prediction Limit

Constituent: Copper (mg/L) Analysis Run 5/1/2026 4:33 PM View: Appendix I Intrawell

Plant Bowen Client: Southern Company Data: Bowen LF 3-8

	GWA-43R	GWA-43R
3/11/2016	<0.005	
5/13/2016	<0.005	
7/19/2016	<0.005	
9/16/2016	<0.005	
11/2/2016	<0.005	
1/18/2017	<0.005	
3/28/2017	0.0005 (J)	
9/22/2017	0.0006 (J)	
3/15/2018	<0.005	
9/12/2018	<0.005	
3/13/2019	0.0015 (J)	
9/11/2019	0.00026 (J)	
3/9/2020	0.00035 (J)	
9/14/2020	<0.005	
3/11/2021	<0.005	
8/5/2021	<0.005	
1/31/2022	<0.005	
8/10/2022	<0.005	
2/13/2023	<0.005	
7/25/2023	<0.005	
2/20/2024	<0.005	
8/2/2024	<0.005	
2/25/2025	<0.005	
8/28/2025		<0.005
2/16/2026		<0.005

ND substitution: RL or RL/2 if <15% NDs.

Prediction Limit

Constituent: Copper (mg/L) Analysis Run 5/1/2026 4:33 PM View: Appendix I Intrawell

Plant Bowen Client: Southern Company Data: Bowen LF 3-8

	GWA-50	GWA-50
12/12/2008	0.018	
4/23/2009	0.013	
10/6/2009	0.012	
4/27/2010	0.0095	
9/30/2010	0.0087	
4/14/2011	0.0061	
10/5/2011	<0.025	
4/11/2012	<0.025	
10/2/2012	<0.025	
4/9/2013	0.0053	
10/15/2013	0.0076	
4/10/2014	0.005	
10/1/2014	0.0047 (J)	
3/30/2015	0.0048 (J)	
10/11/2015	0.0055	
3/28/2016	<0.025	
8/1/2016	0.0025 (J)	
4/7/2017	0.003 (J)	
10/2/2017	0.0031 (J)	
3/16/2018	0.0037 (J)	
9/17/2018	0.0028 (J)	
3/19/2019	0.0023 (J)	
9/13/2019	0.0023 (J)	
3/11/2020	0.0026 (J)	
9/16/2020	0.0018 (J)	
3/17/2021	0.0019 (J)	
8/9/2021	0.0017 (J)	
2/1/2022	0.0017 (J)	
8/16/2022	0.0014 (J)	
2/16/2023	0.0015 (J)	
7/28/2023	0.0023 (J)	
2/22/2024	0.0015 (J)	
8/8/2024	0.0018 (J)	
2/27/2025	0.0017 (J)	
9/2/2025		0.0016 (J)
2/17/2026		0.0017 (J)

ND substitution: RL or RL/2 if <15% NDs.

Prediction Limit

Constituent: Copper (mg/L) Analysis Run 5/1/2026 4:33 PM View: Appendix I Intrawell

Plant Bowen Client: Southern Company Data: Bowen LF 3-8

	GWA-50R	GWA-50R
12/12/2008	0.064 (O)	
4/23/2009	0.034	
10/6/2009	0.026	
5/3/2010	0.014	
10/11/2010	0.014	
4/27/2011	0.028	
10/19/2011	<0.005	
5/1/2012	<0.005	
10/2/2012	0.011	
4/10/2013	0.018	
10/16/2013	0.016	
4/22/2014	0.014	
10/1/2014	0.0041 (J)	
3/30/2015	0.012	
10/11/2015	0.0049 (J)	
3/28/2016	0.00734 (J)	
8/1/2016	0.0049 (J)	
4/3/2017	0.0023 (J)	
10/2/2017	0.0023 (J)	
3/16/2018	0.0035 (J)	
9/18/2018	0.0041 (J)	
3/19/2019	0.0029 (J)	
9/12/2019	0.0028 (J)	
3/11/2020	0.0035 (J)	
9/15/2020	0.0031 (J)	
3/17/2021	0.0024 (J)	
8/9/2021	0.0028 (J)	
2/2/2022	0.0033 (J)	
8/17/2022	0.0098	
2/16/2023	0.0028 (J)	
7/28/2023	0.0034 (J)	
2/22/2024	0.003 (J)	
8/8/2024	0.0027 (J)	
2/28/2025	0.004 (J)	
9/2/2025		0.0032 (J)
2/17/2026		0.0033 (J)

Prediction Limit

Constituent: Copper (mg/L) Analysis Run 5/1/2026 4:33 PM View: Appendix I Intrawell

Plant Bowen Client: Southern Company Data: Bowen LF 3-8

	GWC-16R	GWC-16R
9/16/2014	0.0042 (J)	
10/4/2014	0.0024 (J)	
10/21/2014	0.002 (J)	
11/11/2014	0.0021 (J)	
3/3/2015	0.0017 (J)	
3/18/2015	0.0019 (J)	
4/6/2015	0.0014 (J)	
4/23/2015	0.0022 (J)	
7/29/2015	0.00098 (J)	
3/3/2016	<0.005	
7/13/2016	0.0022 (J)	
3/20/2017	0.002 (J)	
9/21/2017	0.0018 (J)	
3/14/2018	0.0017 (J)	
9/7/2018	<0.005	
3/11/2019	0.0018 (J)	
9/9/2019	0.00082 (J)	
3/4/2020	0.0024 (J)	
9/9/2020	<0.005	
3/9/2021	0.0025 (J)	
7/30/2021	0.0024 (J)	
1/28/2022	0.00088 (J)	
8/11/2022	<0.005	
2/10/2023	0.0012 (J)	
8/4/2023	<0.005	
2/15/2024	0.0017 (J)	
7/31/2024	0.0011 (J)	
2/25/2025	<0.005	
8/21/2025		0.0016 (J)
2/13/2026		0.0012 (J)

ND substitution: RL or RL/2 if <15% NDs.

Prediction Limit

Constituent: Copper (mg/L) Analysis Run 5/1/2026 4:33 PM View: Appendix I Intrawell

Plant Bowen Client: Southern Company Data: Bowen LF 3-8

	GWC-17R	GWC-17R
9/17/2014	<0.005	
10/4/2014	0.0012 (J)	
10/21/2014	0.0011 (J)	
11/11/2014	0.0015 (J)	
3/3/2015	0.0012 (J)	
3/18/2015	<0.005	
4/6/2015	0.00083 (J)	
4/23/2015	0.0012 (J)	
7/29/2015	<0.005	
3/4/2016	<0.005	
7/14/2016	0.0124 (J)	
3/21/2017	0.0005 (J)	
9/22/2017	0.0007 (J)	
3/14/2018	<0.005	
9/11/2018	<0.005	
3/12/2019	<0.005	
9/10/2019	<0.005	
3/5/2020	0.00023 (J)	
9/9/2020	<0.005	
3/10/2021	<0.005	
7/30/2021	<0.005	
1/28/2022	<0.005	
8/11/2022	<0.005	
2/10/2023	<0.005	
8/3/2023	<0.005	
2/15/2024	<0.005	
7/31/2024	<0.005	
2/25/2025	<0.005	
8/22/2025		<0.005
2/13/2026		<0.005

ND substitution: RL or RL/2 if <15% NDs.

Prediction Limit

Constituent: Copper (mg/L) Analysis Run 5/1/2026 4:33 PM View: Appendix I Intrawell

Plant Bowen Client: Southern Company Data: Bowen LF 3-8

	GWC-18	GWC-18
9/17/2014	<0.005	
10/4/2014	<0.005	
10/21/2014	<0.005	
11/5/2014	<0.005	
3/3/2015	<0.005	
3/18/2015	<0.005	
4/7/2015	<0.005	
4/23/2015	<0.005	
7/29/2015	<0.005	
3/7/2016	<0.005	
7/13/2016	<0.005	
3/23/2017	<0.005	
9/25/2017	<0.005	
3/14/2018	<0.005	
9/11/2018	<0.005	
3/12/2019	<0.005	
9/9/2019	<0.005	
3/6/2020	0.00023 (J)	
9/9/2020	<0.005	
2/26/2021	<0.005	
7/29/2021	<0.005	
1/28/2022	<0.005	
8/10/2022	<0.005	
2/9/2023	<0.005	
8/3/2023	<0.005	
2/14/2024	<0.005	
7/31/2024	<0.005	
2/20/2025	<0.005	
8/26/2025		<0.005
2/12/2026		<0.005

ND substitution: RL or RL/2 if <15% NDs.

Prediction Limit

Constituent: Copper (mg/L) Analysis Run 5/1/2026 4:33 PM View: Appendix I Intrawell

Plant Bowen Client: Southern Company Data: Bowen LF 3-8

	GWC-18R	GWC-18R
9/17/2014	<0.005	
10/4/2014	0.00086 (J)	
10/21/2014	<0.005	
11/11/2014	<0.005	
3/3/2015	<0.005	
3/18/2015	<0.005	
4/7/2015	<0.005	
4/23/2015	<0.005	
7/29/2015	<0.005	
3/7/2016	<0.005	
7/13/2016	<0.005	
3/20/2017	<0.005	
9/21/2017	0.0003 (J)	
3/14/2018	<0.005	
9/7/2018	<0.005	
3/12/2019	<0.005	
9/6/2019	<0.005	
3/5/2020	<0.005	
9/9/2020	<0.005	
2/26/2021	<0.005	
7/29/2021	<0.005	
1/27/2022	<0.005	
8/10/2022	<0.005	
2/9/2023	<0.005	
8/4/2023	<0.005	
2/14/2024	<0.005	
7/31/2024	<0.005	
2/19/2025	<0.005	
8/22/2025		<0.005
2/12/2026		<0.005

ND substitution: RL or RL/2 if <15% NDs.

Prediction Limit

Constituent: Copper (mg/L) Analysis Run 5/1/2026 4:33 PM View: Appendix I Intrawell

Plant Bowen Client: Southern Company Data: Bowen LF 3-8

	GWC-19R	GWC-19R
9/17/2014	<0.005	
10/4/2014	<0.005	
10/21/2014	<0.005	
11/5/2014	<0.005	
3/3/2015	<0.005	
3/19/2015	<0.005	
4/7/2015	<0.005	
4/24/2015	<0.005	
7/29/2015	<0.005	
3/7/2016	<0.005	
7/14/2016	<0.005	
3/21/2017	0.0006 (J)	
9/20/2017	0.0003 (J)	
3/14/2018	<0.005	
9/10/2018	<0.005	
3/12/2019	<0.005	
9/9/2019	<0.005	
3/4/2020	0.00036 (J)	
9/9/2020	<0.005	
2/26/2021	<0.005	
8/3/2021	<0.005	
1/27/2022	<0.005	
8/9/2022	<0.005	
2/9/2023	<0.005	
8/4/2023	<0.005	
2/14/2024	<0.005	
7/31/2024	<0.005	
2/20/2025	<0.005	
8/27/2025		<0.005
2/12/2026		<0.005

ND substitution: RL or RL/2 if <15% NDs.

Prediction Limit

Constituent: Copper (mg/L) Analysis Run 5/1/2026 4:33 PM View: Appendix I Intrawell

Plant Bowen Client: Southern Company Data: Bowen LF 3-8

	GWC-20R	GWC-20R
9/18/2014	<0.005	
10/5/2014	<0.005	
10/22/2014	<0.005	
11/5/2014	<0.005	
3/4/2015	<0.005	
3/19/2015	<0.005	
4/7/2015	<0.005	
4/24/2015	<0.005	
7/30/2015	<0.005	
3/8/2016	<0.005	
7/14/2016	<0.005	
3/22/2017	<0.005	
9/19/2017	0.0008 (J)	
3/14/2018	<0.005	
9/10/2018	<0.005	
3/12/2019	<0.005	
9/6/2019	<0.005	
3/5/2020	<0.005	
9/4/2020	<0.005	
3/9/2021	<0.005	
8/2/2021	<0.005	
1/27/2022	<0.005	
8/9/2022	<0.005	
2/10/2023	<0.005	
8/3/2023	<0.005	
2/15/2024	<0.005	
8/1/2024	<0.005	
2/20/2025	<0.005	
8/26/2025		<0.005
2/12/2026		<0.005

ND substitution: RL or RL/2 if <15% NDs.

Prediction Limit

Constituent: Copper (mg/L) Analysis Run 5/1/2026 4:33 PM View: Appendix I Intrawell

Plant Bowen Client: Southern Company Data: Bowen LF 3-8

	GWC-21R	GWC-21R
9/18/2014	<0.005	
10/5/2014	0.0016 (J)	
10/22/2014	0.0018 (J)	
11/5/2014	0.0015 (J)	
3/4/2015	<0.005	
3/19/2015	<0.005	
4/8/2015	<0.005	
4/24/2015	0.0016 (J)	
7/30/2015	<0.005	
3/8/2016	<0.005	
7/15/2016	0.0009 (J)	
3/21/2017	0.0009 (J)	
9/19/2017	0.0006 (J)	
3/14/2018	<0.005	
9/10/2018	<0.005	
3/11/2019	<0.005	
9/6/2019	0.01 (J)	
3/3/2020	0.00049 (J)	
9/8/2020	<0.005	
3/9/2021	<0.005	
8/2/2021	0.00081 (J)	
1/28/2022	<0.005	
8/10/2022	<0.005	
2/9/2023	0.0011 (J)	
8/4/2023	0.0016 (J)	
2/15/2024	0.00092 (J)	
8/2/2024	0.0011 (J)	
2/25/2025	<0.005	
8/22/2025		0.0015 (J)
2/17/2026		0.0008 (J)

ND substitution: RL or RL/2 if <15% NDs.

Prediction Limit

Constituent: Copper (mg/L) Analysis Run 5/1/2026 4:33 PM View: Appendix I Intrawell

Plant Bowen Client: Southern Company Data: Bowen LF 3-8

	GWC-22R	GWC-22R
9/18/2014	<0.005	
10/5/2014	<0.005	
10/22/2014	<0.005	
11/5/2014	<0.005	
3/4/2015	<0.005	
3/19/2015	<0.005	
4/8/2015	<0.005	
4/24/2015	<0.005	
7/30/2015	<0.005	
3/7/2016	<0.005	
7/14/2016	<0.005	
3/20/2017	0.0012 (J)	
9/19/2017	<0.005	
3/13/2018	<0.005	
9/7/2018	<0.005	
3/11/2019	<0.005	
9/5/2019	<0.005	
3/3/2020	0.00022 (J)	
9/8/2020	<0.005	
3/9/2021	<0.005	
8/2/2021	<0.005	
1/27/2022	<0.005	
8/10/2022	<0.005	
2/9/2023	<0.005	
8/3/2023	<0.005	
2/15/2024	<0.005	
7/31/2024	<0.005	
2/20/2025	<0.005	
8/26/2025		<0.005
2/13/2026		0.0024 (J)

ND substitution: RL or RL/2 if <15% NDs.

Prediction Limit

Constituent: Copper (mg/L) Analysis Run 5/1/2026 4:33 PM View: Appendix I Intrawell

Plant Bowen Client: Southern Company Data: Bowen LF 3-8

	GWC-23R	GWC-23R
9/18/2014	<0.005	
10/5/2014	<0.005	
10/22/2014	<0.005	
11/5/2014	0.001 (J)	
3/4/2015	0.0014 (J)	
3/20/2015	<0.005	
4/8/2015	0.0014 (J)	
4/23/2015	<0.005	
7/30/2015	<0.005	
3/9/2016	<0.005	
7/15/2016	<0.005	
3/22/2017	0.0005 (J)	
9/21/2017	0.0005 (J)	
3/14/2018	<0.005	
9/11/2018	<0.005	
3/12/2019	<0.005	
9/6/2019	0.00037 (J)	
3/5/2020	0.0003 (J)	
9/9/2020	<0.005	
3/10/2021	<0.005	
7/30/2021	<0.005	
1/28/2022	0.00068 (J)	
8/11/2022	<0.005	
2/10/2023	<0.005	
8/3/2023	<0.005	
2/16/2024	<0.005	
7/31/2024	0.0018 (J)	
2/25/2025	<0.005	
8/21/2025		<0.005
2/13/2026		<0.005

ND substitution: RL or RL/2 if <15% NDs.

Prediction Limit

Constituent: Copper (mg/L) Analysis Run 5/1/2026 4:33 PM View: Appendix I Intrawell

Plant Bowen Client: Southern Company Data: Bowen LF 3-8

	GWC-24R	GWC-24R
9/16/2014	<0.005	
10/4/2014	<0.005	
10/23/2014	<0.005	
11/10/2014	<0.005	
3/4/2015	<0.005	
3/20/2015	<0.005	
4/8/2015	<0.005	
4/23/2015	0.0011 (J)	
7/30/2015	<0.005	
3/4/2016	<0.005	
7/12/2016	<0.005	
3/20/2017	0.0003 (J)	
9/19/2017	<0.005	
3/13/2018	<0.005	
9/11/2018	<0.005	
3/8/2019	<0.005	
9/5/2019	0.0012 (J)	
3/3/2020	0.00097 (J)	
9/9/2020	0.0017 (J)	
3/9/2021	<0.005	
7/29/2021	0.00051 (J)	
1/28/2022	<0.005	
8/9/2022	<0.005	
2/9/2023	<0.005	
8/3/2023	<0.005	
2/15/2024	0.00053 (J)	
7/31/2024	<0.005	
2/24/2025	0.0013 (J)	
8/26/2025		<0.005
2/12/2026		<0.005

ND substitution: RL or RL/2 if <15% NDs.

Prediction Limit

Constituent: Copper (mg/L) Analysis Run 5/1/2026 4:33 PM View: Appendix I Intrawell

Plant Bowen Client: Southern Company Data: Bowen LF 3-8

	GWC-25R	GWC-25R
9/16/2014	<0.005	
10/4/2014	<0.005	
10/23/2014	<0.005	
11/10/2014	<0.005	
3/4/2015	<0.005	
3/20/2015	<0.005	
4/9/2015	<0.005	
4/23/2015	<0.005	
7/30/2015	<0.005	
3/8/2016	<0.005	
7/18/2016	<0.005	
3/16/2017	0.0002 (J)	
9/19/2017	<0.005	
3/13/2018	<0.005	
9/11/2018	<0.005	
3/8/2019	0.0018 (J)	
9/5/2019	<0.005	
3/3/2020	0.00027 (J)	
9/4/2020	<0.005	
3/9/2021	<0.005	
8/2/2021	<0.005	
1/27/2022	<0.005	
8/9/2022	<0.005	
2/9/2023	<0.005	
8/3/2023	<0.005	
2/16/2024	<0.005	
7/31/2024	<0.005	
2/25/2025	<0.005	
8/18/2025		<0.005
2/13/2026		<0.005

ND substitution: RL or RL/2 if <15% NDs.

Prediction Limit

Constituent: Copper (mg/L) Analysis Run 5/1/2026 4:33 PM View: Appendix I Intrawell

Plant Bowen Client: Southern Company Data: Bowen LF 3-8

	GWC-27R	GWC-27R
6/23/2023	<0.005	
8/7/2023	<0.005	
10/12/2023	0.0011 (J)	
12/12/2023	0.00098 (J)	
2/29/2024	0.00054 (J)	
4/23/2024	<0.005	
6/13/2024	<0.005	
8/26/2024	<0.005	
3/4/2025	<0.005	
8/18/2025		<0.005
3/2/2026		<0.005

ND substitution: RL or RL/2 if <15% NDs.

Prediction Limit

Constituent: Copper (mg/L) Analysis Run 5/1/2026 4:33 PM View: Appendix I Intrawell

Plant Bowen Client: Southern Company Data: Bowen LF 3-8

	GWC-34R	GWC-34R
6/21/2023	<0.005	
8/7/2023	<0.005	
10/10/2023	0.00062 (J)	
12/13/2023	<0.005	
2/29/2024	<0.005	
4/24/2024	<0.005	
6/13/2024	<0.005	
8/28/2024	<0.005	
9/4/2025		<0.005
3/2/2026		<0.005

ND substitution: RL or RL/2 if <15% NDs.

Prediction Limit

Constituent: Copper (mg/L) Analysis Run 5/1/2026 4:33 PM View: Appendix I Intrawell

Plant Bowen Client: Southern Company Data: Bowen LF 3-8

	GWC-36RA	GWC-36RA
9/15/2014	0.0049 (J)	
10/3/2014	<0.005	
10/20/2014	0.0024 (J)	
11/10/2014	<0.005	
3/2/2015	<0.005	
3/17/2015	<0.005	
4/5/2015	<0.005	
4/21/2015	0.0017 (J)	
7/28/2015	0.00097 (J)	
3/1/2016	<0.005	
7/6/2016	<0.005	
3/14/2017	0.0003 (J)	
9/15/2017	<0.005	
3/12/2018	<0.005	
9/6/2018	<0.005	
3/7/2019	<0.005	
9/4/2019	<0.005	
3/2/2020	0.00043 (J)	
9/14/2020	<0.005	
3/26/2021	<0.005	
7/27/2021	<0.005	
1/26/2022	<0.005	
8/8/2022	<0.005	
2/8/2023	<0.005	
8/3/2023	<0.005	
2/13/2024	0.00049 (J)	
7/30/2024	<0.005	
2/19/2025	<0.005	
8/21/2025		<0.005
2/12/2026		<0.005

ND substitution: RL or RL/2 if <15% NDs.

Prediction Limit

Constituent: Copper (mg/L) Analysis Run 5/1/2026 4:33 PM View: Appendix I Intrawell

Plant Bowen Client: Southern Company Data: Bowen LF 3-8

	GWC-37	GWC-37
9/16/2014	0.018	
10/3/2014	0.021	
10/20/2014	0.022	
11/10/2014	0.02	
3/2/2015	0.015	
3/17/2015	0.016	
4/5/2015	0.016	
4/22/2015	0.013	
7/28/2015	0.02	
3/1/2016	0.0103 (J)	
7/8/2016	0.0152 (J)	
3/14/2017	0.0085 (J)	
9/15/2017	0.0058 (J)	
3/12/2018	0.0053 (J)	
9/6/2018	0.0054 (J)	
3/6/2019	0.0052 (J)	
9/4/2019	0.0082 (J)	
3/2/2020	0.0068 (J)	
9/3/2020	0.0067 (J)	
2/24/2021	0.0083	
7/28/2021	0.014	
1/26/2022	0.013	
8/8/2022	0.0087	
2/8/2023	0.011	
8/2/2023	0.014	
2/13/2024	<0.005	
7/30/2024	0.01	
2/19/2025	0.016	
8/27/2025		0.015
2/12/2026		0.015

ND substitution: RL or RL/2 if <15% NDs.

Prediction Limit

Constituent: Copper (mg/L) Analysis Run 5/1/2026 4:33 PM View: Appendix I Intrawell

Plant Bowen Client: Southern Company Data: Bowen LF 3-8

	GWC-38	GWC-38
9/16/2014	<0.005	
10/3/2014	0.00089 (J)	
10/20/2014	0.00087 (J)	
11/10/2014	<0.005	
3/2/2015	0.004 (J)	
3/17/2015	0.0016 (J)	
4/6/2015	0.00083 (J)	
4/22/2015	0.00085 (J)	
7/28/2015	<0.005	
3/2/2016	<0.005	
7/7/2016	<0.005	
3/23/2017	<0.005	
9/19/2017	0.0004 (J)	
3/13/2018	<0.005	
9/6/2018	<0.005	
3/7/2019	<0.005	
9/4/2019	<0.005	
3/2/2020	0.00019 (J)	
9/3/2020	<0.005	
2/24/2021	<0.005	
7/28/2021	<0.005	
1/25/2022	<0.005	
8/5/2022	<0.005	
2/8/2023	<0.005	
8/2/2023	<0.005	
2/13/2024	<0.005	
7/30/2024	<0.005	
2/19/2025	<0.005	
8/21/2025		<0.005
2/12/2026		<0.005

ND substitution: RL or RL/2 if <15% NDs.

Prediction Limit

Constituent: Copper (mg/L) Analysis Run 5/1/2026 4:33 PM View: Appendix I Intrawell

Plant Bowen Client: Southern Company Data: Bowen LF 3-8

	GWC-57	GWC-57
6/21/2023	<0.005	
8/8/2023	<0.005	
10/10/2023	<0.005	
12/13/2023	<0.005	
3/4/2024	0.0018 (J)	
4/24/2024	<0.005	
6/13/2024	<0.005	
8/27/2024	<0.005	
3/4/2025	<0.005	
8/15/2025		<0.005
3/2/2026		<0.005

ND substitution: RL or RL/2 if <15% NDs.

Prediction Limit

Constituent: Lead (mg/L) Analysis Run 5/1/2026 4:33 PM View: Appendix I Intrawell

Plant Bowen Client: Southern Company Data: Bowen LF 3-8

	GWA-1	GWA-1
8/23/2007	<0.001	
10/23/2007	<0.001	
11/18/2007	<0.001	
1/30/2008	<0.001	
3/10/2008	<0.001	
5/13/2008	<0.001	
12/5/2008	<0.001	
4/15/2009	<0.001	
10/7/2009	<0.001	
5/3/2010	<0.001	
10/12/2010	<0.001	
4/27/2011	<0.001	
10/17/2011	<0.001	
5/2/2012	<0.001	
10/8/2012	<0.001	
4/12/2013	<0.001	
10/16/2013	<0.001	
4/11/2014	<0.001	
9/30/2014	<0.001	
3/30/2015	0.0028 (J)	
10/13/2015	<0.001	
3/22/2016	<0.001	
5/19/2016	<0.001	
7/29/2016	0.0002 (J)	
9/23/2016	0.0001 (J)	
11/9/2016	0.0004 (J)	
1/30/2017	0.0002 (J)	
3/30/2017	8E-05 (J)	
6/9/2017	0.0001 (J)	
10/2/2017	0.0002 (J)	
3/16/2018	<0.001	
9/17/2018	<0.001	
3/20/2019	<0.001	
9/12/2019	<0.001	
3/11/2020	<0.001	
9/15/2020	9.3E-05 (J)	
3/16/2021	5.2E-05 (J)	
8/9/2021	<0.001	
2/1/2022	<0.001	
8/16/2022	<0.001	
2/16/2023	<0.001	
7/27/2023	<0.001	
2/22/2024	<0.001	
8/7/2024	<0.001	
2/27/2025	<0.001	
9/2/2025		<0.001
2/18/2026		<0.001

ND substitution: RL or RL/2 if <15% NDs.

Prediction Limit

Constituent: Lead (mg/L) Analysis Run 5/1/2026 4:33 PM View: Appendix I Intrawell

Plant Bowen Client: Southern Company Data: Bowen LF 3-8

	GWA-2	GWA-2
8/23/2007	<0.001	
10/24/2007	<0.001	
11/18/2007	<0.001	
1/31/2008	<0.001	
3/11/2008	<0.001	
5/6/2008	<0.001	
12/4/2008	<0.001	
4/21/2009	<0.001	
10/7/2009	<0.001	
4/26/2010	<0.001	
10/4/2010	<0.001	
4/13/2011	<0.001	
10/5/2011	<0.001	
4/11/2012	<0.001	
10/9/2012	<0.001	
4/15/2013	<0.001	
10/15/2013	<0.001	
4/22/2014	<0.001	
9/30/2014	<0.001	
3/30/2015	<0.001	
10/13/2015	<0.001	
3/23/2016	<0.001	
5/20/2016	<0.001	
7/29/2016	0.0001 (J)	
9/23/2016	<0.001	
11/9/2016	<0.001	
1/31/2017	0.0005 (J)	
3/30/2017	<0.001	
6/12/2017	<0.001	
10/2/2017	<0.001	
3/19/2018	<0.001	
9/14/2018	<0.001	
3/20/2019	<0.001	
9/12/2019	7.2E-05 (J)	
3/11/2020	<0.001	
9/15/2020	<0.001	
3/17/2021	<0.001	
8/9/2021	<0.001	
2/1/2022	<0.001	
8/16/2022	<0.001	
2/16/2023	<0.001	
7/27/2023	<0.001	
2/22/2024	<0.001	
8/7/2024	<0.001	
2/27/2025	<0.001	
9/2/2025		<0.001
2/18/2026		<0.001

ND substitution: RL or RL/2 if <15% NDs.

Prediction Limit

Constituent: Lead (mg/L) Analysis Run 5/1/2026 4:33 PM View: Appendix I Intrawell

Plant Bowen Client: Southern Company Data: Bowen LF 3-8

	GWA-2R	GWA-2R
8/23/2007	<0.001	
10/24/2007	<0.001	
11/18/2007	<0.001	
1/31/2008	<0.001	
3/10/2008	<0.001	
5/13/2008	<0.001	
12/4/2008	<0.001	
4/21/2009	<0.001	
10/8/2009	<0.001	
4/21/2010	<0.001	
9/28/2010	<0.001	
4/12/2011	<0.001	
10/4/2011	<0.001	
4/3/2012	<0.001	
10/9/2012	<0.001	
4/11/2013	<0.001	
10/16/2013	<0.001	
4/10/2014	<0.001	
9/30/2014	<0.001	
3/30/2015	<0.001	
10/13/2015	<0.001	
3/23/2016	<0.001	
5/19/2016	<0.001	
7/29/2016	<0.001	
9/22/2016	<0.001	
11/10/2016	<0.001	
1/31/2017	<0.001	
4/3/2017	<0.001	
6/9/2017	<0.001	
10/2/2017	<0.001	
3/16/2018	<0.001	
9/14/2018	<0.001	
3/19/2019	<0.001	
9/13/2019	<0.001	
3/11/2020	5.8E-05 (J)	
9/15/2020	5E-05 (J)	
3/16/2021	7E-05 (J)	
8/9/2021	<0.001	
2/1/2022	<0.001	
8/16/2022	<0.001	
2/16/2023	<0.001	
7/27/2023	<0.001	
2/26/2024	<0.001	
8/6/2024	<0.001	
2/27/2025	<0.001	
9/2/2025		<0.001
2/18/2026		<0.001

ND substitution: RL or RL/2 if <15% NDs.

Prediction Limit

Constituent: Lead (mg/L) Analysis Run 5/1/2026 4:33 PM View: Appendix I Intrawell

Plant Bowen Client: Southern Company Data: Bowen LF 3-8

	GWA-3A	GWA-3A
8/23/2007	<0.001	
11/2/2007	<0.001	
11/18/2007	<0.001	
1/31/2008	<0.001	
3/11/2008	<0.001	
5/14/2008	<0.001	
12/5/2008	<0.001	
4/15/2009	<0.001	
10/8/2009	<0.001	
4/28/2010	<0.001	
10/6/2010	<0.001	
4/21/2011	<0.001	
10/13/2011	<0.001	
5/1/2012	<0.001	
10/9/2012	<0.001	
4/11/2013	<0.001	
10/16/2013	<0.001	
4/23/2014	<0.001	
10/4/2014	<0.001	
3/31/2015	<0.001	
10/12/2015	<0.001	
3/23/2016	<0.001	
5/23/2016	<0.001	
7/29/2016	<0.001	
9/22/2016	0.0002 (J)	
11/10/2016	<0.001	
1/31/2017	<0.001	
3/30/2017	<0.001	
6/12/2017	<0.001	
10/4/2017	<0.001	
3/19/2018	<0.001	
9/17/2018	<0.001	
3/20/2019	<0.001	
9/13/2019	<0.001	
3/11/2020	<0.001	
3/29/2021	<0.001	
8/9/2021	<0.001	
2/2/2022	<0.001	
8/16/2022	<0.001	
2/17/2023	<0.001	
8/1/2023	<0.001	
2/22/2024	<0.001	
8/8/2024	<0.001	
2/26/2025	<0.001	
9/2/2025		<0.001
2/17/2026		<0.001

ND substitution: RL or RL/2 if <15% NDs.

Prediction Limit

Constituent: Lead (mg/L) Analysis Run 5/1/2026 4:33 PM View: Appendix I Intrawell

Plant Bowen Client: Southern Company Data: Bowen LF 3-8

	GWA-4RZ	GWA-4RZ
5/20/2009	<0.001	
10/19/2009	<0.001	
4/27/2010	<0.001	
10/4/2010	<0.001	
4/14/2011	<0.001	
10/5/2011	<0.001	
4/11/2012	<0.001	
10/2/2012	<0.001	
4/11/2013	<0.001	
10/21/2013	<0.001	
4/23/2014	<0.001	
10/4/2014	0.0044 (J)	
3/31/2015	<0.001	
10/11/2015	<0.001	
2/22/2017	0.0002 (J)	
4/7/2017	<0.001	
6/14/2017	<0.001	
7/12/2017	<0.001	
7/20/2017	<0.001	
7/28/2017	<0.001	
8/9/2017	<0.001	
8/24/2017	<0.001	
10/3/2017	<0.001	
3/21/2018	<0.001	
9/18/2018	<0.001	
3/21/2019	<0.001	
9/13/2019	6.5E-05 (J)	
3/12/2020	<0.001	
9/17/2020	<0.001	
3/16/2021	<0.001	
8/10/2021	<0.001	
2/3/2022	<0.001	
8/17/2022	<0.001	
2/17/2023	<0.001	
7/28/2023	<0.001	
2/27/2024	<0.001	
8/8/2024	<0.001	
2/28/2025	<0.001	
9/3/2025		<0.001
2/18/2026		<0.001

ND substitution: RL or RL/2 if <15% NDs.

Prediction Limit

Constituent: Lead (mg/L) Analysis Run 5/1/2026 4:33 PM View: Appendix I Intrawell

Plant Bowen Client: Southern Company Data: Bowen LF 3-8

	GWA-39RZ	GWA-39RZ
2/21/2017	<0.001	
3/27/2017	<0.001	
6/8/2017	<0.001	
7/17/2017	<0.001	
7/27/2017	0.0001 (J)	
8/9/2017	<0.001	
9/29/2017	<0.001	
3/16/2018	<0.001	
9/14/2018	<0.001	
3/14/2019	<0.001	
9/11/2019	<0.001	
3/9/2020	0.00027 (J)	
9/16/2020	0.0005 (J)	
3/16/2021	0.0002 (J)	
8/6/2021	<0.001	
2/2/2022	<0.001	
8/16/2022	<0.001	
2/14/2023	<0.001	
7/25/2023	0.00014 (J)	
2/19/2024	<0.001	
8/1/2024	<0.001	
2/26/2025	<0.001	
8/28/2025		0.00035 (J)
2/18/2026		<0.001

ND substitution: RL or RL/2 if <15% NDs.

Prediction Limit

Constituent: Lead (mg/L) Analysis Run 5/1/2026 4:33 PM View: Appendix I Intrawell

Plant Bowen Client: Southern Company Data: Bowen LF 3-8

	GWA-39Z	GWA-39Z
3/14/2016	<0.001	
5/11/2016	<0.001	
7/19/2016	<0.001	
9/15/2016	<0.001	
11/2/2016	<0.001	
1/18/2017	<0.001	
3/28/2017	0.0002 (J)	
6/7/2017	8E-05 (J)	
9/26/2017	0.0002 (J)	
3/14/2018	<0.001	
9/12/2018	<0.001	
3/15/2019	<0.001	
9/9/2019	<0.001	
3/9/2020	5.5E-05 (J)	
9/10/2020	<0.001	
3/12/2021	0.0002 (J)	
8/4/2021	<0.001	
1/31/2022	<0.001	
8/10/2022	<0.001	
2/13/2023	<0.001	
7/26/2023	<0.001	
2/19/2024	<0.001	
8/1/2024	<0.001	
2/25/2025	<0.001	
8/28/2025		<0.001
2/18/2026		<0.001

ND substitution: RL or RL/2 if <15% NDs.

Prediction Limit

Constituent: Lead (mg/L) Analysis Run 5/1/2026 4:33 PM View: Appendix I Intrawell

Plant Bowen Client: Southern Company Data: Bowen LF 3-8

	GWA-40	GWA-40
3/15/2016	<0.001	
5/11/2016	<0.001	
7/21/2016	<0.001	
9/15/2016	<0.001	
11/3/2016	<0.001	
1/17/2017	<0.001	
3/24/2017	0.0001 (J)	
5/24/2017	0.0001 (J)	
9/26/2017	0.0001 (J)	
3/14/2018	0.00046 (J)	
9/12/2018	<0.001	
3/13/2019	<0.001	
9/9/2019	<0.001	
3/9/2020	9.5E-05 (J)	
9/11/2020	<0.001	
3/10/2021	<0.001	
8/4/2021	<0.001	
1/31/2022	<0.001	
8/12/2022	<0.001	
2/13/2023	<0.001	
7/26/2023	<0.001	
2/19/2024	<0.001	
8/1/2024	<0.001	
2/25/2025	<0.001	
8/27/2025		<0.001
2/16/2026		<0.001

ND substitution: RL or RL/2 if <15% NDs.

Prediction Limit

Constituent: Lead (mg/L) Analysis Run 5/1/2026 4:33 PM View: Appendix I Intrawell

Plant Bowen Client: Southern Company Data: Bowen LF 3-8

	GWA-41	GWA-41
3/15/2016	<0.001	
5/12/2016	<0.001	
7/20/2016	<0.001	
9/15/2016	<0.001	
11/3/2016	<0.001	
1/18/2017	<0.001	
3/24/2017	<0.001	
6/6/2017	<0.001	
9/25/2017	<0.001	
3/14/2018	<0.001	
9/12/2018	<0.001	
3/14/2019	<0.001	
9/10/2019	<0.001	
3/6/2020	9.1E-05 (J)	
9/10/2020	<0.001	
3/11/2021	<0.001	
8/4/2021	<0.001	
1/31/2022	<0.001	
8/11/2022	<0.001	
2/13/2023	<0.001	
7/25/2023	<0.001	
2/19/2024	<0.001	
8/1/2024	<0.001	
2/25/2025	<0.001	
8/28/2025		<0.001
2/16/2026		<0.001

ND substitution: RL or RL/2 if <15% NDs.

Prediction Limit

Constituent: Lead (mg/L) Analysis Run 5/1/2026 4:33 PM View: Appendix I Intrawell

Plant Bowen Client: Southern Company Data: Bowen LF 3-8

	GWA-41R	GWA-41R
3/15/2016	<0.001	
5/13/2016	<0.001	
7/21/2016	0.0001 (J)	
9/21/2016	<0.001	
11/3/2016	<0.001	
1/17/2017	<0.001	
3/27/2017	<0.001	
6/6/2017	<0.001	
9/25/2017	0.0001 (J)	
3/14/2018	0.00031 (J)	
9/12/2018	<0.001	
3/14/2019	0.00031 (J)	
9/10/2019	<0.001	
3/9/2020	4.9E-05 (J)	
9/10/2020	<0.001	
3/10/2021	0.00012 (J)	
8/4/2021	<0.001	
1/31/2022	<0.001	
8/11/2022	<0.001	
2/13/2023	<0.001	
7/25/2023	<0.001	
2/19/2024	<0.001	
8/1/2024	<0.001	
2/25/2025	<0.001	
8/27/2025		<0.001
2/16/2026		<0.001

ND substitution: RL or RL/2 if <15% NDs.

Prediction Limit

Constituent: Lead (mg/L) Analysis Run 5/1/2026 4:33 PM View: Appendix I Intrawell

Plant Bowen Client: Southern Company Data: Bowen LF 3-8

	GWA-42	GWA-42
3/11/2016	<0.001	
5/16/2016	<0.001	
7/22/2016	0.0001 (J)	
9/19/2016	0.0002 (J)	
11/3/2016	<0.001	
1/17/2017	<0.001	
3/27/2017	<0.001	
6/7/2017	<0.001	
9/26/2017	<0.001	
3/14/2018	<0.001	
9/14/2018	<0.001	
3/14/2019	<0.001	
9/10/2019	<0.001	
3/6/2020	0.00011 (J)	
9/10/2020	<0.001	
3/11/2021	<0.001	
8/4/2021	<0.001	
1/31/2022	<0.001	
8/10/2022	<0.001	
2/13/2023	<0.001	
7/26/2023	<0.001	
2/20/2024	<0.001	
8/1/2024	<0.001	
2/25/2025	<0.001	
8/28/2025		<0.001
2/16/2026		<0.001

ND substitution: RL or RL/2 if <15% NDs.

Prediction Limit

Constituent: Lead (mg/L) Analysis Run 5/1/2026 4:33 PM View: Appendix I Intrawell

Plant Bowen Client: Southern Company Data: Bowen LF 3-8

	GWA-43	GWA-43
3/11/2016	<0.001	
5/13/2016	<0.001	
7/19/2016	<0.001	
9/16/2016	<0.001	
11/2/2016	<0.001	
1/18/2017	<0.001	
3/28/2017	<0.001	
6/6/2017	7E-05 (J)	
9/22/2017	8E-05 (J)	
3/14/2018	<0.001	
9/12/2018	<0.001	
3/13/2019	<0.001	
9/11/2019	0.0001 (J)	
3/9/2020	9.1E-05 (J)	
9/11/2020	4.6E-05 (J)	
3/11/2021	6.3E-05 (J)	
8/6/2021	<0.001	
1/31/2022	<0.001	
8/11/2022	<0.001	
2/14/2023	<0.001	
7/25/2023	0.00018 (J)	
2/20/2024	<0.001	
8/2/2024	<0.001	
2/25/2025	<0.001	
8/28/2025		<0.001
2/16/2026		<0.001

ND substitution: RL or RL/2 if <15% NDs.

Prediction Limit

Constituent: Lead (mg/L) Analysis Run 5/1/2026 4:33 PM View: Appendix I Intrawell

Plant Bowen Client: Southern Company Data: Bowen LF 3-8

	GWA-43R	GWA-43R
3/11/2016	<0.001	
5/13/2016	<0.001	
7/19/2016	<0.001	
9/16/2016	<0.001	
11/2/2016	<0.001	
1/18/2017	<0.001	
3/28/2017	<0.001	
6/6/2017	0.0001 (J)	
9/22/2017	7E-05 (J)	
3/15/2018	0.0038 (J)	
9/12/2018	<0.001	
3/13/2019	<0.001	
9/11/2019	9.2E-05 (J)	
3/9/2020	9.6E-05 (J)	
9/14/2020	6.6E-05 (J)	
3/11/2021	0.00013 (J)	
8/5/2021	<0.001	
1/31/2022	<0.001	
8/10/2022	<0.001	
2/13/2023	<0.001	
7/25/2023	<0.001	
2/20/2024	<0.001	
8/2/2024	<0.001	
2/25/2025	<0.001	
8/28/2025		<0.001
2/16/2026		<0.001

ND substitution: RL or RL/2 if <15% NDs.

Prediction Limit

Constituent: Lead (mg/L) Analysis Run 5/1/2026 4:33 PM View: Appendix I Intrawell

Plant Bowen Client: Southern Company Data: Bowen LF 3-8

	GWA-50	GWA-50
12/12/2008	<0.001	
4/23/2009	<0.001	
10/6/2009	<0.001	
4/27/2010	<0.001	
9/30/2010	<0.001	
4/14/2011	<0.001	
10/5/2011	<0.001	
4/11/2012	<0.001	
10/2/2012	<0.001	
4/9/2013	<0.001	
10/15/2013	<0.001	
4/10/2014	<0.001	
10/1/2014	<0.001	
3/30/2015	<0.001	
10/11/2015	<0.001	
3/28/2016	<0.001	
5/23/2016	<0.001	
8/1/2016	<0.001	
9/26/2016	0.0001 (J)	
11/10/2016	<0.001	
1/30/2017	<0.001	
4/7/2017	<0.001	
6/12/2017	<0.001	
10/2/2017	0.0003 (J)	
3/16/2018	<0.001	
9/17/2018	<0.001	
3/19/2019	<0.001	
9/13/2019	<0.001	
3/11/2020	<0.001	
9/16/2020	9.3E-05 (J)	
3/17/2021	<0.001	
8/9/2021	<0.001	
2/1/2022	<0.001	
8/16/2022	<0.001	
2/16/2023	<0.001	
7/28/2023	<0.001	
2/22/2024	<0.001	
8/8/2024	<0.001	
2/27/2025	<0.001	
9/2/2025		<0.001
2/17/2026		<0.001

ND substitution: RL or RL/2 if <15% NDs.

Prediction Limit

Constituent: Lead (mg/L) Analysis Run 5/1/2026 4:33 PM View: Appendix I Intrawell

Plant Bowen Client: Southern Company Data: Bowen LF 3-8

	GWC-16R	GWC-16R
9/16/2014	<0.001	
10/4/2014	<0.001	
10/21/2014	<0.001	
11/11/2014	<0.001	
3/3/2015	<0.001	
3/18/2015	<0.001	
4/6/2015	<0.001	
4/23/2015	<0.001	
7/29/2015	<0.001	
3/3/2016	<0.001	
5/10/2016	<0.001	
7/13/2016	<0.001	
9/15/2016	<0.001	
11/2/2016	<0.001	
1/11/2017	0.0001 (J)	
3/20/2017	<0.001	
5/23/2017	8E-05 (J)	
9/21/2017	9E-05 (J)	
3/14/2018	<0.001	
9/7/2018	<0.001	
3/11/2019	<0.001	
9/9/2019	<0.001	
3/4/2020	<0.001	
9/9/2020	0.00017 (J)	
3/9/2021	0.00011 (J)	
7/30/2021	<0.001	
1/28/2022	<0.001	
8/11/2022	<0.001	
2/10/2023	<0.001	
8/4/2023	<0.001	
2/15/2024	<0.001	
7/31/2024	<0.001	
2/25/2025	<0.001	
8/21/2025		<0.001
2/13/2026		<0.001

ND substitution: RL or RL/2 if <15% NDs.

Prediction Limit

Constituent: Lead (mg/L) Analysis Run 5/1/2026 4:33 PM View: Appendix I Intrawell

Plant Bowen Client: Southern Company Data: Bowen LF 3-8

	GWC-17R	GWC-17R
9/17/2014	<0.001	
10/4/2014	<0.001	
10/21/2014	<0.001	
11/11/2014	<0.001	
3/3/2015	<0.001	
3/18/2015	<0.001	
4/6/2015	<0.001	
4/23/2015	<0.001	
7/29/2015	<0.001	
3/4/2016	<0.001	
5/10/2016	<0.001	
7/14/2016	0.0006 (J)	
9/14/2016	<0.001	
11/1/2016	<0.001	
1/11/2017	<0.001	
3/21/2017	<0.001	
5/23/2017	<0.001	
9/22/2017	<0.001	
3/14/2018	<0.001	
9/11/2018	<0.001	
3/12/2019	<0.001	
9/10/2019	<0.001	
3/5/2020	<0.001	
9/9/2020	<0.001	
3/10/2021	<0.001	
7/30/2021	<0.001	
1/28/2022	<0.001	
8/11/2022	<0.001	
2/10/2023	<0.001	
8/3/2023	<0.001	
2/15/2024	<0.001	
7/31/2024	<0.001	
2/25/2025	<0.001	
8/22/2025		<0.001
2/13/2026		<0.001

ND substitution: RL or RL/2 if <15% NDs.

Prediction Limit

Constituent: Lead (mg/L) Analysis Run 5/1/2026 4:33 PM View: Appendix I Intrawell

Plant Bowen Client: Southern Company Data: Bowen LF 3-8

	GWC-18	GWC-18
9/17/2014	<0.001	
10/4/2014	<0.001	
10/21/2014	<0.001	
11/5/2014	<0.001	
3/3/2015	<0.001	
3/18/2015	<0.001	
4/7/2015	<0.001	
4/23/2015	<0.001	
7/29/2015	<0.001	
3/7/2016	<0.001	
5/5/2016	<0.001	
7/13/2016	0.0001 (J)	
9/13/2016	<0.001	
10/31/2016	<0.001	
1/12/2017	0.0002 (J)	
3/23/2017	0.0002 (J)	
5/23/2017	0.0002 (J)	
9/25/2017	8E-05 (J)	
3/14/2018	<0.001	
9/11/2018	<0.001	
3/12/2019	<0.001	
9/9/2019	5E-05 (J)	
3/6/2020	0.00013 (J)	
9/9/2020	6E-05 (J)	
2/26/2021	9.4E-05 (J)	
7/29/2021	<0.001	
1/28/2022	<0.001	
8/10/2022	<0.001	
2/9/2023	<0.001	
8/3/2023	<0.001	
2/14/2024	<0.001	
7/31/2024	<0.001	
2/20/2025	<0.001	
8/26/2025		<0.001
2/12/2026		<0.001

ND substitution: RL or RL/2 if <15% NDs.

Prediction Limit

Constituent: Lead (mg/L) Analysis Run 5/1/2026 4:33 PM View: Appendix I Intrawell

Plant Bowen Client: Southern Company Data: Bowen LF 3-8

	GWC-18R	GWC-18R
9/17/2014	<0.001	
10/4/2014	<0.001	
10/21/2014	<0.001	
11/11/2014	<0.001	
3/3/2015	<0.001	
3/18/2015	<0.001	
4/7/2015	<0.001	
4/23/2015	<0.001	
7/29/2015	<0.001	
3/7/2016	<0.001	
5/5/2016	<0.001	
7/13/2016	<0.001	
9/12/2016	0.0002 (J)	
11/1/2016	0.0001 (J)	
1/11/2017	<0.001	
3/20/2017	7E-05 (J)	
5/22/2017	<0.001	
9/21/2017	0.0003 (J)	
3/14/2018	0.00035 (J)	
9/7/2018	<0.001	
3/12/2019	<0.001	
9/6/2019	<0.001	
3/5/2020	0.00032 (J)	
9/9/2020	0.00025 (J)	
2/26/2021	0.00025 (J)	
7/29/2021	<0.001	
1/27/2022	<0.001	
8/10/2022	<0.001	
2/9/2023	<0.001	
8/4/2023	<0.001	
2/14/2024	<0.001	
7/31/2024	<0.001	
2/19/2025	<0.001	
8/22/2025		<0.001
2/12/2026		<0.001

ND substitution: RL or RL/2 if <15% NDs.

Prediction Limit

Constituent: Lead (mg/L) Analysis Run 5/1/2026 4:33 PM View: Appendix I Intrawell

Plant Bowen Client: Southern Company Data: Bowen LF 3-8

	GWC-19R	GWC-19R
9/17/2014	<0.001	
10/4/2014	<0.001	
10/21/2014	<0.001	
11/5/2014	<0.001	
3/3/2015	<0.001	
3/19/2015	<0.001	
4/7/2015	<0.001	
4/24/2015	<0.001	
7/29/2015	<0.001	
3/7/2016	<0.001	
5/9/2016	<0.001	
7/14/2016	9E-05 (J)	
9/12/2016	<0.001	
10/31/2016	<0.001	
1/11/2017	<0.001	
3/21/2017	7E-05 (J)	
5/22/2017	<0.001	
9/20/2017	0.0004 (J)	
3/14/2018	<0.001	
9/10/2018	<0.001	
3/12/2019	<0.001	
9/9/2019	<0.001	
3/4/2020	0.0003 (J)	
9/9/2020	<0.001	
2/26/2021	<0.001	
8/3/2021	<0.001	
1/27/2022	<0.001	
8/9/2022	<0.001	
2/9/2023	<0.001	
8/4/2023	<0.001	
2/14/2024	0.00024 (J)	
7/31/2024	<0.001	
2/20/2025	0.00026 (J)	
8/27/2025		<0.001
2/12/2026		<0.001

ND substitution: RL or RL/2 if <15% NDs.

Prediction Limit

Constituent: Lead (mg/L) Analysis Run 5/1/2026 4:33 PM View: Appendix I Intrawell

Plant Bowen Client: Southern Company Data: Bowen LF 3-8

	GWC-21R	GWC-21R
9/18/2014	<0.001	
10/5/2014	<0.001	
10/22/2014	<0.001	
11/5/2014	<0.001	
3/4/2015	<0.001	
3/19/2015	<0.001	
4/8/2015	<0.001	
4/24/2015	<0.001	
7/30/2015	<0.001	
3/8/2016	<0.001	
5/9/2016	<0.001	
7/15/2016	<0.001	
9/9/2016	<0.001	
10/27/2016	<0.001	
1/12/2017	<0.001	
3/21/2017	6E-05 (J)	
5/23/2017	<0.001	
9/19/2017	<0.001	
3/14/2018	<0.001	
9/10/2018	<0.001	
3/11/2019	<0.001	
9/6/2019	0.0016 (J)	
3/3/2020	<0.001	
9/8/2020	6.7E-05 (J)	
3/9/2021	<0.001	
8/2/2021	<0.001	
1/28/2022	<0.001	
8/10/2022	<0.001	
2/9/2023	<0.001	
8/4/2023	<0.001	
2/15/2024	<0.001	
8/2/2024	<0.001	
2/25/2025	<0.001	
8/22/2025		<0.001
2/17/2026		<0.001

ND substitution: RL or RL/2 if <15% NDs.

Prediction Limit

Constituent: Lead (mg/L) Analysis Run 5/1/2026 4:33 PM View: Appendix I Intrawell

Plant Bowen Client: Southern Company Data: Bowen LF 3-8

	GWC-22R	GWC-22R
9/18/2014	<0.001	
10/5/2014	<0.001	
10/22/2014	<0.001	
11/5/2014	<0.001	
3/4/2015	<0.001	
3/19/2015	<0.001	
4/8/2015	<0.001	
4/24/2015	<0.001	
7/30/2015	<0.001	
3/7/2016	<0.001	
5/5/2016	<0.001	
7/14/2016	<0.001	
9/12/2016	<0.001	
10/27/2016	<0.001	
1/13/2017	0.0001 (J)	
3/20/2017	7E-05 (J)	
5/23/2017	<0.001	
9/19/2017	0.0001 (J)	
3/13/2018	<0.001	
9/7/2018	<0.001	
3/11/2019	<0.001	
9/5/2019	<0.001	
3/3/2020	5.9E-05 (J)	
9/8/2020	<0.001	
3/9/2021	<0.001	
8/2/2021	<0.001	
1/27/2022	<0.001	
8/10/2022	<0.001	
2/9/2023	<0.001	
8/3/2023	<0.001	
2/15/2024	<0.001	
7/31/2024	<0.001	
2/20/2025	<0.001	
8/26/2025		<0.001
2/13/2026		<0.001

ND substitution: RL or RL/2 if <15% NDs.

Prediction Limit

Constituent: Lead (mg/L) Analysis Run 5/1/2026 4:33 PM View: Appendix I Intrawell

Plant Bowen Client: Southern Company Data: Bowen LF 3-8

	GWC-23R	GWC-23R
9/18/2014	<0.001	
10/5/2014	<0.001	
10/22/2014	<0.001	
11/5/2014	<0.001	
3/4/2015	<0.001	
3/20/2015	<0.001	
4/8/2015	<0.001	
4/23/2015	<0.001	
7/30/2015	<0.001	
3/9/2016	<0.001	
5/6/2016	<0.001	
7/15/2016	<0.001	
9/14/2016	<0.001	
11/1/2016	<0.001	
1/25/2017	<0.001	
3/22/2017	<0.001	
5/24/2017	0.0001 (J)	
9/21/2017	<0.001	
3/14/2018	<0.001	
9/11/2018	<0.001	
3/12/2019	<0.001	
9/6/2019	6.8E-05 (J)	
3/5/2020	5.2E-05 (J)	
9/9/2020	<0.001	
3/10/2021	<0.001	
7/30/2021	<0.001	
1/28/2022	<0.001	
8/11/2022	<0.001	
2/10/2023	<0.001	
8/3/2023	<0.001	
2/16/2024	<0.001	
7/31/2024	<0.001	
2/25/2025	<0.001	
8/21/2025		<0.001
2/13/2026		<0.001

ND substitution: RL or RL/2 if <15% NDs.

Prediction Limit

Constituent: Lead (mg/L) Analysis Run 5/1/2026 4:33 PM View: Appendix I Intrawell

Plant Bowen Client: Southern Company Data: Bowen LF 3-8

	GWC-24R	GWC-24R
9/16/2014	<0.001	
10/4/2014	<0.001	
10/23/2014	<0.001	
11/10/2014	<0.001	
3/4/2015	<0.001	
3/20/2015	<0.001	
4/8/2015	<0.001	
4/23/2015	<0.001	
7/30/2015	<0.001	
3/4/2016	<0.001	
5/5/2016	<0.001	
7/12/2016	<0.001	
9/13/2016	<0.001	
10/27/2016	<0.001	
1/13/2017	<0.001	
3/20/2017	0.0001 (J)	
5/19/2017	<0.001	
9/19/2017	0.0002 (J)	
3/13/2018	<0.001	
9/11/2018	<0.001	
3/8/2019	<0.001	
9/5/2019	9.5E-05 (J)	
3/3/2020	5.7E-05 (J)	
9/9/2020	0.0001 (J)	
3/9/2021	<0.001	
7/29/2021	<0.001	
1/28/2022	<0.001	
8/9/2022	<0.001	
2/9/2023	<0.001	
8/3/2023	<0.001	
2/15/2024	<0.001	
7/31/2024	<0.001	
2/24/2025	<0.001	
8/26/2025		<0.001
2/12/2026		<0.001

ND substitution: RL or RL/2 if <15% NDs.

Prediction Limit

Constituent: Lead (mg/L) Analysis Run 5/1/2026 4:33 PM View: Appendix I Intrawell

Plant Bowen Client: Southern Company Data: Bowen LF 3-8

	GWC-25R	GWC-25R
9/16/2014	<0.001	
10/4/2014	<0.001	
10/23/2014	<0.001	
11/10/2014	<0.001	
3/4/2015	<0.001	
3/20/2015	<0.001	
4/9/2015	<0.001	
4/23/2015	<0.001	
7/30/2015	<0.001	
3/8/2016	<0.001	
5/4/2016	<0.001	
7/18/2016	0.0001 (J)	
9/13/2016	<0.001	
10/27/2016	<0.001	
1/13/2017	<0.001	
3/16/2017	0.0003 (J)	
5/19/2017	0.0001 (J)	
9/19/2017	<0.001	
3/13/2018	<0.001	
9/11/2018	<0.001	
3/8/2019	0.00035 (J)	
9/5/2019	6E-05 (J)	
3/3/2020	5.9E-05 (J)	
9/4/2020	0.00012 (J)	
3/9/2021	<0.001	
8/2/2021	<0.001	
1/27/2022	<0.001	
8/9/2022	<0.001	
2/9/2023	<0.001	
8/3/2023	<0.001	
2/16/2024	<0.001	
7/31/2024	<0.001	
2/25/2025	<0.001	
8/18/2025		<0.001
2/13/2026		<0.001

ND substitution: RL or RL/2 if <15% NDs.

Prediction Limit

Constituent: Lead (mg/L) Analysis Run 5/1/2026 4:33 PM View: Appendix I Intrawell

Plant Bowen Client: Southern Company Data: Bowen LF 3-8

	GWC-27R	GWC-27R
6/23/2023	<0.001	
8/7/2023	<0.001	
10/12/2023	0.00018 (J)	
12/12/2023	0.00021 (J)	
2/29/2024	<0.001	
4/23/2024	<0.001	
6/13/2024	<0.001	
8/26/2024	<0.001	
3/4/2025	<0.001	
8/18/2025		<0.001
3/2/2026		<0.001

ND substitution: RL or RL/2 if <15% NDs.

Prediction Limit

Constituent: Lead (mg/L) Analysis Run 5/1/2026 4:33 PM View: Appendix I Intrawell

Plant Bowen Client: Southern Company Data: Bowen LF 3-8

	GWC-29	GWC-29
6/26/2023	<0.001	
8/7/2023	<0.001	
10/11/2023	0.00021 (J)	
12/12/2023	<0.001	
2/29/2024	<0.001	
4/23/2024	<0.001	
6/11/2024	<0.001	
8/26/2024	<0.001	
3/5/2025	<0.001	
8/18/2025		<0.001
2/26/2026		<0.001

ND substitution: RL or RL/2 if <15% NDs.

Prediction Limit

Constituent: Lead (mg/L) Analysis Run 5/1/2026 4:33 PM View: Appendix I Intrawell

Plant Bowen Client: Southern Company Data: Bowen LF 3-8

	GWC-33R	GWC-33R
6/21/2023	0.00013 (J)	
8/8/2023	<0.001	
10/11/2023	<0.001	
12/13/2023	<0.001	
3/4/2024	<0.001	
4/23/2024	<0.001	
6/13/2024	<0.001	
8/27/2024	<0.001	
3/5/2025	<0.001	
8/19/2025		<0.001
3/3/2026		<0.001

ND substitution: RL or RL/2 if <15% NDs.

Prediction Limit

Constituent: Lead (mg/L) Analysis Run 5/1/2026 4:33 PM View: Appendix I Intrawell

Plant Bowen Client: Southern Company Data: Bowen LF 3-8

	GWC-35	GWC-35
6/28/2023	<0.001	
8/10/2023	<0.001	
10/11/2023	0.00019 (J)	
12/13/2023	<0.001	
2/29/2024	<0.001	
4/24/2024	<0.001	
6/13/2024	<0.001	
8/27/2024	<0.001	
3/5/2025	<0.001	
8/15/2025		<0.001
2/24/2026		<0.001

ND substitution: RL or RL/2 if <15% NDs.

Prediction Limit

Constituent: Lead (mg/L) Analysis Run 5/1/2026 4:33 PM View: Appendix I Intrawell

Plant Bowen Client: Southern Company Data: Bowen LF 3-8

	GWC-36RA	GWC-36RA
9/15/2014	0.0069 (JO)	
10/3/2014	<0.001	
10/20/2014	<0.001	
11/10/2014	<0.001	
3/2/2015	<0.001	
3/17/2015	<0.001	
4/5/2015	<0.001	
4/21/2015	<0.001	
7/28/2015	<0.001	
3/1/2016	<0.001	
5/2/2016	<0.001	
7/6/2016	0.0004 (J)	
9/7/2016	<0.001	
10/25/2016	0.0001 (J)	
1/5/2017	0.0002 (J)	
3/14/2017	0.0003 (J)	
5/16/2017	<0.001	
9/15/2017	8E-05 (J)	
3/12/2018	<0.001	
9/6/2018	<0.001	
3/7/2019	<0.001	
9/4/2019	<0.001	
3/2/2020	0.00031 (J)	
9/14/2020	0.00065 (J)	
3/26/2021	0.00095 (J)	
7/27/2021	<0.001	
1/26/2022	<0.001	
8/8/2022	<0.001	
2/8/2023	<0.001	
8/3/2023	<0.001	
2/13/2024	<0.001	
7/30/2024	<0.001	
2/19/2025	<0.001	
8/21/2025		<0.001
2/12/2026		<0.001

ND substitution: RL or RL/2 if <15% NDs.

Prediction Limit

Constituent: Lead (mg/L) Analysis Run 5/1/2026 4:33 PM View: Appendix I Intrawell

Plant Bowen Client: Southern Company Data: Bowen LF 3-8

	GWC-37	GWC-37
9/16/2014	<0.001	
10/3/2014	<0.001	
10/20/2014	<0.001	
11/10/2014	<0.001	
3/2/2015	<0.001	
3/17/2015	<0.001	
4/5/2015	<0.001	
4/22/2015	<0.001	
7/28/2015	<0.001	
3/1/2016	<0.001	
5/3/2016	<0.001	
7/8/2016	0.0001 (J)	
9/7/2016	0.0001 (J)	
10/25/2016	<0.001	
1/6/2017	<0.001	
3/14/2017	0.0001 (J)	
5/16/2017	<0.001	
9/15/2017	<0.001	
3/12/2018	<0.001	
9/6/2018	<0.001	
3/6/2019	<0.001	
9/4/2019	<0.001	
3/2/2020	<0.001	
9/3/2020	<0.001	
2/24/2021	<0.001	
7/28/2021	0.13 (O)	
1/26/2022	<0.001	
8/8/2022	<0.001	
2/8/2023	<0.001	
8/2/2023	<0.001	
2/13/2024	<0.001	
7/30/2024	<0.001	
2/19/2025	<0.001	
8/27/2025		<0.001
2/12/2026		<0.001

ND substitution: RL or RL/2 if <15% NDs.

Prediction Limit

Constituent: Lead (mg/L) Analysis Run 5/1/2026 4:33 PM View: Appendix I Intrawell

Plant Bowen Client: Southern Company Data: Bowen LF 3-8

	GWC-38	GWC-38
9/16/2014	<0.001	
10/3/2014	<0.001	
10/20/2014	<0.001	
11/10/2014	<0.001	
3/2/2015	0.0047 (J)	
3/17/2015	<0.001	
4/6/2015	<0.001	
4/22/2015	<0.001	
7/28/2015	<0.001	
3/2/2016	<0.001	
5/3/2016	<0.001	
7/7/2016	0.0001 (J)	
9/8/2016	0.0001 (J)	
10/25/2016	0.0002 (J)	
2/9/2017	<0.001	
3/23/2017	0.0001 (J)	
5/17/2017	0.0001 (J)	
9/19/2017	<0.001	
3/13/2018	<0.001	
9/6/2018	<0.001	
3/7/2019	<0.001	
9/4/2019	<0.001	
3/2/2020	<0.001	
9/3/2020	<0.001	
2/24/2021	<0.001	
7/28/2021	<0.001	
1/25/2022	<0.001	
8/5/2022	<0.001	
2/8/2023	<0.001	
8/2/2023	<0.001	
2/13/2024	<0.001	
7/30/2024	<0.001	
2/19/2025	<0.001	
8/21/2025		<0.001
2/12/2026		<0.001

ND substitution: RL or RL/2 if <15% NDs.

Prediction Limit

Constituent: Lead (mg/L) Analysis Run 5/1/2026 4:33 PM View: Appendix I Intrawell

Plant Bowen Client: Southern Company Data: Bowen LF 3-8

	GWC-57	GWC-57
6/21/2023	<0.001	
8/8/2023	<0.001	
10/10/2023	<0.001	
12/13/2023	<0.001	
3/4/2024	0.00021 (J)	
4/24/2024	<0.001	
6/13/2024	<0.001	
8/27/2024	<0.001	
3/4/2025	<0.001	
8/15/2025		<0.001
3/2/2026		<0.001

ND substitution: RL or RL/2 if <15% NDs.

Prediction Limit

Constituent: Mercury (mg/L) Analysis Run 5/1/2026 4:33 PM View: Appendix I Intrawell

Plant Bowen Client: Southern Company Data: Bowen LF 3-8

	GWA-1	GWA-1
8/23/2007	<0.0002	
10/23/2007	<0.0002	
11/18/2007	<0.0002	
1/30/2008	<0.0002	
3/10/2008	<0.0002	
5/13/2008	<0.0002	
12/5/2008	<0.0002	
4/15/2009	<0.0002	
10/7/2009	<0.0002	
5/3/2010	<0.0002	
10/12/2010	<0.0002	
4/27/2011	<0.0002	
10/17/2011	<0.0002	
5/2/2012	<0.0002	
10/8/2012	<0.0002	
4/12/2013	<0.0002	
10/16/2013	<0.0002	
4/11/2014	<0.0002	
9/30/2014	<0.0002	
3/30/2015	<0.0002	
10/13/2015	<0.0002	
3/22/2016	<0.0002	
5/19/2016	<0.0002	
7/29/2016	<0.0002	
9/23/2016	<0.0002	
11/9/2016	<0.0002	
1/30/2017	<0.0002	
3/30/2017	6E-05 (J)	
6/9/2017	<0.0002	
10/2/2017	<0.0002	
3/16/2018	<0.0002	
9/17/2018	<0.0002	
3/20/2019	4E-05 (J)	
9/12/2019	<0.0002	
3/11/2020	<0.0002	
9/15/2020	<0.0002	
3/16/2021	<0.0002	
8/9/2021	<0.0002	
2/1/2022	<0.0002	
8/16/2022	<0.0002	
2/16/2023	0.00017 (J)	
7/27/2023	<0.0002	
2/22/2024	<0.0002	
8/7/2024	<0.0002	
2/27/2025	<0.0002	
9/2/2025		<0.0002
2/18/2026		<0.0002

ND substitution: RL or RL/2 if <15% NDs.

Prediction Limit

Constituent: Mercury (mg/L) Analysis Run 5/1/2026 4:33 PM View: Appendix I Intrawell

Plant Bowen Client: Southern Company Data: Bowen LF 3-8

	GWA-2	GWA-2
8/23/2007	<0.0002	
10/24/2007	<0.0002	
11/18/2007	<0.0002	
1/31/2008	<0.0002	
3/11/2008	<0.0002	
5/6/2008	0.000175	
12/4/2008	<0.0002	
4/21/2009	<0.0002	
10/7/2009	<0.0002	
4/26/2010	<0.0002	
10/4/2010	<0.0002	
4/13/2011	<0.0002	
10/5/2011	<0.0002	
4/11/2012	<0.0002	
10/9/2012	<0.0002	
4/15/2013	<0.0002	
10/15/2013	<0.0002	
4/22/2014	<0.0002	
9/30/2014	<0.0002	
3/30/2015	<0.0002	
10/13/2015	<0.0002	
3/23/2016	<0.0002	
5/20/2016	<0.0002	
7/29/2016	<0.0002	
9/23/2016	<0.0002	
11/9/2016	<0.0002	
1/31/2017	5E-05 (J)	
3/30/2017	6E-05 (J)	
6/12/2017	4E-05 (J)	
10/2/2017	<0.0002	
3/19/2018	<0.0002	
9/14/2018	<0.0002	
3/20/2019	3.9E-05 (J)	
9/12/2019	<0.0002	
3/11/2020	<0.0002	
9/15/2020	<0.0002	
3/17/2021	<0.0002	
8/9/2021	<0.0002	
2/1/2022	<0.0002	
8/16/2022	<0.0002	
2/16/2023	0.00013 (J)	
7/27/2023	<0.0002	
2/22/2024	<0.0002	
8/7/2024	<0.0002	
2/27/2025	<0.0002	
9/2/2025		<0.0002
2/18/2026		<0.0002

ND substitution: RL or RL/2 if <15% NDs.

Prediction Limit

Constituent: Mercury (mg/L) Analysis Run 5/1/2026 4:33 PM View: Appendix I Intrawell

Plant Bowen Client: Southern Company Data: Bowen LF 3-8

	GWA-3A	GWA-3A
8/23/2007	<0.0002	
11/2/2007	<0.0002	
11/18/2007	<0.0002	
1/31/2008	<0.0002	
3/11/2008	<0.0002	
5/14/2008	<0.0002	
12/5/2008	<0.0002	
4/15/2009	<0.0002	
10/8/2009	<0.0002	
4/28/2010	<0.0002	
10/6/2010	<0.0002	
4/21/2011	<0.0002	
10/13/2011	<0.0002	
5/1/2012	<0.0002	
10/9/2012	<0.0002	
4/11/2013	<0.0002	
10/16/2013	<0.0002	
4/23/2014	<0.0002	
10/4/2014	<0.0002	
3/31/2015	<0.0002	
10/12/2015	<0.0002	
3/23/2016	<0.0002	
5/23/2016	<0.0002	
7/29/2016	<0.0002	
9/22/2016	<0.0002	
11/10/2016	<0.0002	
1/31/2017	5E-05 (J)	
3/30/2017	<0.0002	
6/12/2017	<0.0002	
10/4/2017	<0.0002	
3/19/2018	<0.0002	
9/17/2018	<0.0002	
3/20/2019	<0.0002	
9/13/2019	<0.0002	
3/11/2020	<0.0002	
3/29/2021	<0.0002	
8/9/2021	<0.0002	
2/2/2022	<0.0002	
8/16/2022	<0.0002	
2/17/2023	0.00013 (J)	
8/1/2023	<0.0002	
2/22/2024	<0.0002	
8/8/2024	<0.0002	
2/26/2025	<0.0002	
9/2/2025		<0.0002
2/17/2026		<0.0002

ND substitution: RL or RL/2 if <15% NDs.

Prediction Limit

Constituent: Mercury (mg/L) Analysis Run 5/1/2026 4:33 PM View: Appendix I Intrawell

Plant Bowen Client: Southern Company Data: Bowen LF 3-8

	GWA-4RZ	GWA-4RZ
5/20/2009	<0.0002	
10/19/2009	<0.0002	
4/27/2010	<0.0002	
10/4/2010	<0.0002	
4/14/2011	<0.0002	
10/5/2011	<0.0002	
4/11/2012	<0.0002	
10/2/2012	<0.0002	
4/11/2013	<0.0002	
10/21/2013	<0.0002	
4/23/2014	<0.0002	
10/4/2014	<0.0002	
3/31/2015	<0.0002	
10/11/2015	<0.0002	
2/22/2017	<0.0002	
4/7/2017	0.00012 (J)	
6/14/2017	7.2E-05 (J)	
7/12/2017	<0.0002	
7/20/2017	<0.0002	
7/28/2017	<0.0002	
8/9/2017	<0.0002	
8/24/2017	<0.0002	
10/3/2017	<0.0002	
3/21/2018	<0.0002	
9/18/2018	4.1E-05 (J)	
3/21/2019	6.8E-05 (J)	
9/13/2019	<0.0002	
3/12/2020	<0.0002	
9/17/2020	<0.0002	
3/16/2021	<0.0002	
8/10/2021	<0.0002	
2/3/2022	<0.0002	
8/17/2022	<0.0002	
2/17/2023	<0.0002	
7/28/2023	<0.0002	
2/27/2024	<0.0002	
8/8/2024	<0.0002	
2/28/2025	<0.0002	
9/3/2025		<0.0002
2/18/2026		<0.0002

ND substitution: RL or RL/2 if <15% NDs.

Prediction Limit

Constituent: Mercury (mg/L) Analysis Run 5/1/2026 4:33 PM View: Appendix I Intrawell

Plant Bowen Client: Southern Company Data: Bowen LF 3-8

	GWA-39RZ	GWA-39RZ
2/21/2017	<0.0002	
3/27/2017	<0.0002	
6/8/2017	<0.0002	
7/17/2017	<0.0002	
7/27/2017	<0.0002	
8/9/2017	<0.0002	
9/29/2017	<0.0002	
3/16/2018	<0.0002	
9/14/2018	4.1E-05 (J)	
3/14/2019	<0.0002	
9/11/2019	<0.0002	
3/9/2020	<0.0002	
9/16/2020	<0.0002	
3/16/2021	<0.0002	
8/6/2021	<0.0002	
2/2/2022	<0.0002	
8/16/2022	<0.0002	
2/14/2023	<0.0002	
7/25/2023	<0.0002	
2/19/2024	<0.0002	
8/1/2024	<0.0002	
2/26/2025	<0.0002	
8/28/2025		<0.0002
2/18/2026		<0.0002

ND substitution: RL or RL/2 if <15% NDs.

Prediction Limit

Constituent: Mercury (mg/L) Analysis Run 5/1/2026 4:33 PM View: Appendix I Intrawell

Plant Bowen Client: Southern Company Data: Bowen LF 3-8

	GWA-39Z	GWA-39Z
3/14/2016	<0.0002	
5/11/2016	<0.0002	
7/19/2016	<0.0002	
9/15/2016	<0.0002	
11/2/2016	<0.0002	
1/18/2017	<0.0002	
3/28/2017	<0.0002	
6/7/2017	<0.0002	
9/26/2017	<0.0002	
3/14/2018	<0.0002	
9/12/2018	<0.0002	
3/15/2019	<0.0002	
9/9/2019	<0.0002	
3/9/2020	<0.0002	
9/10/2020	<0.0002	
3/12/2021	<0.0002	
8/4/2021	0.00012 (J)	
1/31/2022	<0.0002	
8/10/2022	<0.0002	
2/13/2023	<0.0002	
7/26/2023	<0.0002	
2/19/2024	<0.0002	
8/1/2024	<0.0002	
2/25/2025	<0.0002	
8/28/2025		<0.0002
2/18/2026		<0.0002

ND substitution: RL or RL/2 if <15% NDs.

Prediction Limit

Constituent: Mercury (mg/L) Analysis Run 5/1/2026 4:33 PM View: Appendix I Intrawell

Plant Bowen Client: Southern Company Data: Bowen LF 3-8

	GWA-40	GWA-40
3/15/2016	<0.0002	
5/11/2016	<0.0002	
7/21/2016	<0.0002	
9/15/2016	<0.0002	
11/3/2016	<0.0002	
1/17/2017	<0.0002	
3/24/2017	<0.0002	
5/24/2017	<0.0002	
9/26/2017	<0.0002	
3/14/2018	<0.0002	
9/12/2018	3.8E-05 (J)	
3/13/2019	<0.0002	
9/9/2019	<0.0002	
3/9/2020	<0.0002	
9/11/2020	<0.0002	
3/10/2021	<0.0002	
8/4/2021	9.4E-05 (J)	
1/31/2022	<0.0002	
8/12/2022	<0.0002	
2/13/2023	<0.0002	
7/26/2023	<0.0002	
2/19/2024	<0.0002	
8/1/2024	<0.0002	
2/25/2025	<0.0002	
8/27/2025		<0.0002
2/16/2026		0.00014 (J)

ND substitution: RL or RL/2 if <15% NDs.

Prediction Limit

Constituent: Mercury (mg/L) Analysis Run 5/1/2026 4:33 PM View: Appendix I Intrawell

Plant Bowen Client: Southern Company Data: Bowen LF 3-8

	GWA-41	GWA-41
3/15/2016	<0.0002	
5/12/2016	<0.0002	
7/20/2016	<0.0002	
9/15/2016	<0.0002	
11/3/2016	<0.0002	
1/18/2017	<0.0002	
3/24/2017	<0.0002	
6/6/2017	<0.0002	
9/25/2017	<0.0002	
3/14/2018	<0.0002	
9/12/2018	<0.0002	
3/14/2019	<0.0002	
9/10/2019	<0.0002	
3/6/2020	<0.0002	
9/10/2020	<0.0002	
3/11/2021	<0.0002	
8/4/2021	9E-05 (J)	
1/31/2022	<0.0002	
8/11/2022	<0.0002	
2/13/2023	0.00017 (J)	
7/25/2023	<0.0002	
2/19/2024	<0.0002	
8/1/2024	<0.0002	
2/25/2025	<0.0002	
8/28/2025		<0.0002
2/16/2026		<0.0002

ND substitution: RL or RL/2 if <15% NDs.

Prediction Limit

Constituent: Mercury (mg/L) Analysis Run 5/1/2026 4:33 PM View: Appendix I Intrawell

Plant Bowen Client: Southern Company Data: Bowen LF 3-8

	GWA-41R	GWA-41R
3/15/2016	<0.0002	
5/13/2016	<0.0002	
7/21/2016	<0.0002	
9/21/2016	<0.0002	
11/3/2016	<0.0002	
1/17/2017	<0.0002	
3/27/2017	<0.0002	
6/6/2017	<0.0002	
9/25/2017	<0.0002	
3/14/2018	<0.0002	
9/12/2018	<0.0002	
3/14/2019	<0.0002	
9/10/2019	<0.0002	
3/9/2020	<0.0002	
9/10/2020	<0.0002	
3/10/2021	<0.0002	
8/4/2021	9.4E-05 (J)	
1/31/2022	<0.0002	
8/11/2022	<0.0002	
2/13/2023	0.00013 (J)	
7/25/2023	<0.0002	
2/19/2024	<0.0002	
8/1/2024	<0.0002	
2/25/2025	<0.0002	
8/27/2025		<0.0002
2/16/2026		<0.0002

ND substitution: RL or RL/2 if <15% NDs.

Prediction Limit

Constituent: Mercury (mg/L) Analysis Run 5/1/2026 4:33 PM View: Appendix I Intrawell

Plant Bowen Client: Southern Company Data: Bowen LF 3-8

	GWA-42	GWA-42
3/11/2016	<0.0002	
5/16/2016	<0.0002	
7/22/2016	<0.0002	
9/19/2016	<0.0002	
11/3/2016	<0.0002	
1/17/2017	<0.0002	
3/27/2017	<0.0002	
6/7/2017	<0.0002	
9/26/2017	<0.0002	
3/14/2018	<0.0002	
9/14/2018	3.8E-05 (J)	
3/14/2019	<0.0002	
9/10/2019	<0.0002	
3/6/2020	<0.0002	
9/10/2020	<0.0002	
3/11/2021	<0.0002	
8/4/2021	8E-05 (J)	
1/31/2022	<0.0002	
8/10/2022	<0.0002	
2/13/2023	0.00014 (J)	
7/26/2023	<0.0002	
2/20/2024	<0.0002	
8/1/2024	<0.0002	
2/25/2025	<0.0002	
8/28/2025		<0.0002
2/16/2026		<0.0002

ND substitution: RL or RL/2 if <15% NDs.

Prediction Limit

Constituent: Mercury (mg/L) Analysis Run 5/1/2026 4:33 PM View: Appendix I Intrawell

Plant Bowen Client: Southern Company Data: Bowen LF 3-8

	GWA-43R	GWA-43R
3/11/2016	<0.0002	
5/13/2016	<0.0002	
7/19/2016	<0.0002	
9/16/2016	<0.0002	
11/2/2016	<0.0002	
1/18/2017	<0.0002	
3/28/2017	<0.0002	
6/6/2017	<0.0002	
9/22/2017	<0.0002	
3/15/2018	<0.0002	
9/12/2018	3.9E-05 (J)	
3/13/2019	<0.0002	
9/11/2019	<0.0002	
3/9/2020	<0.0002	
9/14/2020	<0.0002	
3/11/2021	<0.0002	
8/5/2021	9.6E-05 (J)	
1/31/2022	<0.0002	
8/10/2022	<0.0002	
2/13/2023	<0.0002	
7/25/2023	<0.0002	
2/20/2024	<0.0002	
8/2/2024	<0.0002	
2/25/2025	<0.0002	
8/28/2025		<0.0002
2/16/2026		<0.0002

ND substitution: RL or RL/2 if <15% NDs.

Prediction Limit

Constituent: Mercury (mg/L) Analysis Run 5/1/2026 4:33 PM View: Appendix I Intrawell

Plant Bowen Client: Southern Company Data: Bowen LF 3-8

	GWA-50	GWA-50
12/12/2008	<0.0002	
4/23/2009	<0.0002	
10/6/2009	<0.0002	
4/27/2010	<0.0002	
9/30/2010	<0.0002	
4/14/2011	<0.0002	
10/5/2011	<0.0002	
4/11/2012	<0.0002	
10/2/2012	<0.0002	
4/9/2013	<0.0002	
10/15/2013	<0.0002	
4/10/2014	<0.0002	
10/1/2014	<0.0002	
3/30/2015	2.02E-05 (J)	
10/11/2015	<0.0002	
3/28/2016	<0.0002	
5/23/2016	<0.0002	
8/1/2016	<0.0002	
9/26/2016	<0.0002	
11/10/2016	<0.0002	
1/30/2017	<0.0002	
4/7/2017	0.00015 (J)	
6/12/2017	5E-05 (J)	
10/2/2017	<0.0002	
3/16/2018	<0.0002	
9/17/2018	<0.0002	
3/19/2019	<0.0002	
9/13/2019	<0.0002	
3/11/2020	<0.0002	
9/16/2020	<0.0002	
3/17/2021	<0.0002	
8/9/2021	<0.0002	
2/1/2022	<0.0002	
8/16/2022	<0.0002	
2/16/2023	<0.0002	
7/28/2023	<0.0002	
2/22/2024	<0.0002	
8/8/2024	<0.0002	
2/27/2025	<0.0002	
9/2/2025		<0.0002
2/17/2026		<0.0002

ND substitution: RL or RL/2 if <15% NDs.

Prediction Limit

Constituent: Mercury (mg/L) Analysis Run 5/1/2026 4:33 PM View: Appendix I Intrawell

Plant Bowen Client: Southern Company Data: Bowen LF 3-8

	GWA-50R	GWA-50R
12/12/2008	<0.0002	
4/23/2009	<0.0002	
10/6/2009	<0.0002	
5/3/2010	<0.0002	
10/11/2010	<0.0002	
4/27/2011	<0.0002	
10/19/2011	<0.0002	
5/1/2012	<0.0002	
10/2/2012	<0.0002	
4/10/2013	<0.0002	
10/16/2013	<0.0002	
4/22/2014	<0.0002	
10/1/2014	<0.0002	
3/30/2015	<0.0002	
10/11/2015	<0.0002	
3/28/2016	<0.0002	
5/25/2016	<0.0002	
8/1/2016	<0.0002	
9/26/2016	<0.0002	
11/11/2016	<0.0002	
1/30/2017	<0.0002	
4/3/2017	<0.0002	
6/12/2017	4E-05 (J)	
10/2/2017	<0.0002	
3/16/2018	<0.0002	
9/18/2018	<0.0002	
3/19/2019	<0.0002	
9/12/2019	<0.0002	
3/11/2020	<0.0002	
9/15/2020	<0.0002	
3/17/2021	<0.0002	
8/9/2021	<0.0002	
2/2/2022	<0.0002	
8/17/2022	<0.0002	
2/16/2023	<0.0002	
7/28/2023	<0.0002	
2/22/2024	<0.0002	
8/8/2024	<0.0002	
2/28/2025	<0.0002	
9/2/2025		<0.0002
2/17/2026		<0.0002

ND substitution: RL or RL/2 if <15% NDs.

Prediction Limit

Constituent: Mercury (mg/L) Analysis Run 5/1/2026 4:33 PM View: Appendix I Intrawell

Plant Bowen Client: Southern Company Data: Bowen LF 3-8

	GWC-16R	GWC-16R
9/16/2014	2.69E-05 (J)	
10/4/2014	<0.0002	
10/21/2014	3.18E-05 (J)	
11/11/2014	<0.0002	
3/3/2015	<0.0002	
3/18/2015	<0.0002	
4/6/2015	<0.0002	
4/23/2015	<0.0002	
7/29/2015	<0.0002	
3/3/2016	<0.0002	
5/10/2016	<0.0002	
7/13/2016	<0.0002	
9/15/2016	<0.0002	
11/2/2016	<0.0002	
1/11/2017	<0.0002	
3/20/2017	<0.0002	
5/23/2017	<0.0002	
9/21/2017	<0.0002	
3/14/2018	<0.0002	
9/7/2018	<0.0002	
3/11/2019	<0.0002	
9/9/2019	<0.0002	
3/4/2020	<0.0002	
9/9/2020	<0.0002	
3/9/2021	<0.0002	
7/30/2021	<0.0002	
1/28/2022	<0.0002	
8/11/2022	<0.0002	
2/10/2023	<0.0002	
8/4/2023	<0.0002	
2/15/2024	<0.0002	
7/31/2024	<0.0002	
2/25/2025	<0.0002	
8/21/2025		<0.0002
2/13/2026		0.00012 (J)

ND substitution: RL or RL/2 if <15% NDs.

Prediction Limit

Constituent: Mercury (mg/L) Analysis Run 5/1/2026 4:33 PM View: Appendix I Intrawell

Plant Bowen Client: Southern Company Data: Bowen LF 3-8

	GWC-17R	GWC-17R
9/17/2014	2.97E-05 (J)	
10/4/2014	<0.0002	
10/21/2014	5.02E-05 (J)	
11/11/2014	3.66E-05 (J)	
3/3/2015	<0.0002	
3/18/2015	<0.0002	
4/6/2015	<0.0002	
4/23/2015	<0.0002	
7/29/2015	<0.0002	
3/4/2016	<0.0002	
5/10/2016	<0.0002	
7/14/2016	<0.0002	
9/14/2016	<0.0002	
11/1/2016	<0.0002	
1/11/2017	<0.0002	
3/21/2017	<0.0002	
5/23/2017	<0.0002	
9/22/2017	<0.0002	
3/14/2018	<0.0002	
9/11/2018	<0.0002	
3/12/2019	<0.0002	
9/10/2019	<0.0002	
3/5/2020	<0.0002	
9/9/2020	<0.0002	
3/10/2021	<0.0002	
7/30/2021	<0.0002	
1/28/2022	<0.0002	
8/11/2022	<0.0002	
2/10/2023	<0.0002	
8/3/2023	<0.0002	
2/15/2024	<0.0002	
7/31/2024	<0.0002	
2/25/2025	<0.0002	
8/22/2025		<0.0002
2/13/2026		0.0001 (J)

ND substitution: RL or RL/2 if <15% NDs.

Prediction Limit

Constituent: Mercury (mg/L) Analysis Run 5/1/2026 4:33 PM View: Appendix I Intrawell

Plant Bowen Client: Southern Company Data: Bowen LF 3-8

	GWC-18	GWC-18
9/17/2014	4.24E-05 (J)	
10/4/2014	2.5E-05 (J)	
10/21/2014	6.4E-05 (J)	
11/5/2014	7.02E-05 (J)	
3/3/2015	<0.0002	
3/18/2015	<0.0002	
4/7/2015	<0.0002	
4/23/2015	<0.0002	
7/29/2015	3.14E-05 (J)	
3/7/2016	<0.0002	
5/5/2016	<0.0002	
7/13/2016	<0.0002	
9/13/2016	<0.0002	
10/31/2016	<0.0002	
1/12/2017	<0.0002	
3/23/2017	<0.0002	
5/23/2017	<0.0002	
9/25/2017	<0.0002	
3/14/2018	<0.0002	
9/11/2018	4.9E-05 (J)	
3/12/2019	<0.0002	
9/9/2019	<0.0002	
3/6/2020	<0.0002	
9/9/2020	<0.0002	
2/26/2021	<0.0002	
7/29/2021	<0.0002	
1/28/2022	<0.0002	
8/10/2022	<0.0002	
2/9/2023	<0.0002	
8/3/2023	<0.0002	
2/14/2024	<0.0002	
7/31/2024	<0.0002	
2/20/2025	<0.0002	
8/26/2025		<0.0002
2/12/2026		<0.0002

ND substitution: RL or RL/2 if <15% NDs.

Prediction Limit

Constituent: Mercury (mg/L) Analysis Run 5/1/2026 4:33 PM View: Appendix I Intrawell

Plant Bowen Client: Southern Company Data: Bowen LF 3-8

	GWC-18R	GWC-18R
9/17/2014	3.5E-05 (J)	
10/4/2014	<0.0002	
10/21/2014	5.35E-05 (J)	
11/11/2014	4.64E-05 (J)	
3/3/2015	<0.0002	
3/18/2015	<0.0002	
4/7/2015	<0.0002	
4/23/2015	<0.0002	
7/29/2015	<0.0002	
3/7/2016	<0.0002	
5/5/2016	<0.0002	
7/13/2016	<0.0002	
9/12/2016	<0.0002	
11/1/2016	<0.0002	
1/11/2017	<0.0002	
3/20/2017	<0.0002	
5/22/2017	<0.0002	
9/21/2017	<0.0002	
3/14/2018	<0.0002	
9/7/2018	<0.0002	
3/12/2019	<0.0002	
9/6/2019	<0.0002	
3/5/2020	<0.0002	
9/9/2020	<0.0002	
2/26/2021	<0.0002	
7/29/2021	<0.0002	
1/27/2022	<0.0002	
8/10/2022	<0.0002	
2/9/2023	<0.0002	
8/4/2023	<0.0002	
2/14/2024	<0.0002	
7/31/2024	<0.0002	
2/19/2025	<0.0002	
8/22/2025		<0.0002
2/12/2026		<0.0002

ND substitution: RL or RL/2 if <15% NDs.

Prediction Limit

Constituent: Mercury (mg/L) Analysis Run 5/1/2026 4:33 PM View: Appendix I Intrawell

Plant Bowen Client: Southern Company Data: Bowen LF 3-8

	GWC-19R	GWC-19R
9/17/2014	4.15E-05 (J)	
10/4/2014	<0.0002	
10/21/2014	5.89E-05 (J)	
11/5/2014	7.28E-05 (J)	
3/3/2015	<0.0002	
3/19/2015	<0.0002	
4/7/2015	<0.0002	
4/24/2015	<0.0002	
7/29/2015	<0.0002	
3/7/2016	<0.0002	
5/9/2016	<0.0002	
7/14/2016	<0.0002	
9/12/2016	<0.0002	
10/31/2016	<0.0002	
1/11/2017	<0.0002	
3/21/2017	<0.0002	
5/22/2017	<0.0002	
9/20/2017	<0.0002	
3/14/2018	<0.0002	
9/10/2018	<0.0002	
3/12/2019	<0.0002	
9/9/2019	<0.0002	
3/4/2020	<0.0002	
9/9/2020	<0.0002	
2/26/2021	<0.0002	
8/3/2021	9.4E-05 (J)	
1/27/2022	<0.0002	
8/9/2022	<0.0002	
2/9/2023	<0.0002	
8/4/2023	<0.0002	
2/14/2024	<0.0002	
7/31/2024	<0.0002	
2/20/2025	<0.0002	
8/27/2025		<0.0002
2/12/2026		<0.0002

ND substitution: RL or RL/2 if <15% NDs.

Prediction Limit

Constituent: Mercury (mg/L) Analysis Run 5/1/2026 4:33 PM View: Appendix I Intrawell

Plant Bowen Client: Southern Company Data: Bowen LF 3-8

	GWC-20R	GWC-20R
9/18/2014	5.34E-05 (J)	
10/5/2014	<0.0002	
10/22/2014	4.88E-05 (J)	
11/5/2014	2.85E-05 (J)	
3/4/2015	<0.0002	
3/19/2015	<0.0002	
4/7/2015	<0.0002	
4/24/2015	<0.0002	
7/30/2015	<0.0002	
3/8/2016	<0.0002	
5/9/2016	<0.0002	
7/14/2016	<0.0002	
9/12/2016	<0.0002	
10/31/2016	<0.0002	
1/12/2017	<0.0002	
3/22/2017	<0.0002	
5/22/2017	<0.0002	
9/19/2017	<0.0002	
3/14/2018	<0.0002	
9/10/2018	<0.0002	
3/12/2019	<0.0002	
9/6/2019	<0.0002	
3/5/2020	<0.0002	
9/4/2020	<0.0002	
3/9/2021	<0.0002	
8/2/2021	<0.0002	
1/27/2022	<0.0002	
8/9/2022	<0.0002	
2/10/2023	<0.0002	
8/3/2023	<0.0002	
2/15/2024	<0.0002	
8/1/2024	<0.0002	
2/20/2025	<0.0002	
8/26/2025		<0.0002
2/12/2026		<0.0002

ND substitution: RL or RL/2 if <15% NDs.

Prediction Limit

Constituent: Mercury (mg/L) Analysis Run 5/1/2026 4:33 PM View: Appendix I Intrawell

Plant Bowen Client: Southern Company Data: Bowen LF 3-8

	GWC-21R	GWC-21R
9/18/2014	<0.0002	
10/5/2014	<0.0002	
10/22/2014	2.57E-05 (J)	
11/5/2014	<0.0002	
3/4/2015	<0.0002	
3/19/2015	<0.0002	
4/8/2015	<0.0002	
4/24/2015	<0.0002	
7/30/2015	<0.0002	
3/8/2016	<0.0002	
5/9/2016	<0.0002	
7/15/2016	<0.0002	
9/9/2016	<0.0002	
10/27/2016	<0.0002	
1/12/2017	<0.0002	
3/21/2017	<0.0002	
5/23/2017	<0.0002	
9/19/2017	<0.0002	
3/14/2018	<0.0002	
9/10/2018	<0.0002	
3/11/2019	<0.0002	
9/6/2019	<0.0002	
3/3/2020	<0.0002	
9/8/2020	<0.0002	
3/9/2021	<0.0002	
8/2/2021	<0.0002	
1/28/2022	<0.0002	
8/10/2022	<0.0002	
2/9/2023	<0.0002	
8/4/2023	<0.0002	
2/15/2024	<0.0002	
8/2/2024	<0.0002	
2/25/2025	<0.0002	
8/22/2025		<0.0002
2/17/2026		<0.0002

ND substitution: RL or RL/2 if <15% NDs.

Prediction Limit

Constituent: Mercury (mg/L) Analysis Run 5/1/2026 4:33 PM View: Appendix I Intrawell

Plant Bowen Client: Southern Company Data: Bowen LF 3-8

	GWC-22R	GWC-22R
9/18/2014	2.54E-05 (J)	
10/5/2014	<0.0002	
10/22/2014	2.83E-05 (J)	
11/5/2014	6.29E-05 (J)	
3/4/2015	<0.0002	
3/19/2015	<0.0002	
4/8/2015	<0.0002	
4/24/2015	<0.0002	
7/30/2015	<0.0002	
3/7/2016	<0.0002	
5/5/2016	<0.0002	
7/14/2016	<0.0002	
9/12/2016	<0.0002	
10/27/2016	<0.0002	
1/13/2017	<0.0002	
3/20/2017	<0.0002	
5/23/2017	<0.0002	
9/19/2017	<0.0002	
3/13/2018	<0.0002	
9/7/2018	0.00014 (J)	
3/11/2019	<0.0002	
9/5/2019	<0.0002	
3/3/2020	<0.0002	
9/8/2020	<0.0002	
3/9/2021	<0.0002	
8/2/2021	<0.0002	
1/27/2022	<0.0002	
8/10/2022	<0.0002	
2/9/2023	<0.0002	
8/3/2023	<0.0002	
2/15/2024	<0.0002	
7/31/2024	<0.0002	
2/20/2025	<0.0002	
8/26/2025		<0.0002
2/13/2026		<0.0002

ND substitution: RL or RL/2 if <15% NDs.

Prediction Limit

Constituent: Mercury (mg/L) Analysis Run 5/1/2026 4:33 PM View: Appendix I Intrawell

Plant Bowen Client: Southern Company Data: Bowen LF 3-8

	GWC-23R	GWC-23R
9/18/2014	2.82E-05 (J)	
10/5/2014	<0.0002	
10/22/2014	<0.0002	
11/5/2014	4.83E-05 (J)	
3/4/2015	<0.0002	
3/20/2015	<0.0002	
4/8/2015	<0.0002	
4/23/2015	<0.0002	
7/30/2015	<0.0002	
3/9/2016	<0.0002	
5/6/2016	<0.0002	
7/15/2016	<0.0002	
9/14/2016	<0.0002	
11/1/2016	<0.0002	
1/25/2017	<0.0002	
3/22/2017	<0.0002	
5/24/2017	<0.0002	
9/21/2017	<0.0002	
3/14/2018	<0.0002	
9/11/2018	<0.0002	
3/12/2019	<0.0002	
9/6/2019	<0.0002	
3/5/2020	<0.0002	
9/9/2020	<0.0002	
3/10/2021	<0.0002	
7/30/2021	<0.0002	
1/28/2022	<0.0002	
8/11/2022	<0.0002	
2/10/2023	<0.0002	
8/3/2023	<0.0002	
2/16/2024	<0.0002	
7/31/2024	<0.0002	
2/25/2025	<0.0002	
8/21/2025		<0.0002
2/13/2026		0.00018 (J)

ND substitution: RL or RL/2 if <15% NDs.

Prediction Limit

Constituent: Mercury (mg/L) Analysis Run 5/1/2026 4:33 PM View: Appendix I Intrawell

Plant Bowen Client: Southern Company Data: Bowen LF 3-8

	GWC-24R	GWC-24R
9/16/2014	2.81E-05 (J)	
10/4/2014	<0.0002	
10/23/2014	<0.0002	
11/10/2014	5.15E-05 (J)	
3/4/2015	<0.0002	
3/20/2015	<0.0002	
4/8/2015	<0.0002	
4/23/2015	<0.0002	
7/30/2015	<0.0002	
3/4/2016	<0.0002	
5/5/2016	<0.0002	
7/12/2016	<0.0002	
9/13/2016	<0.0002	
10/27/2016	<0.0002	
1/13/2017	<0.0002	
3/20/2017	<0.0002	
5/19/2017	<0.0002	
9/19/2017	<0.0002	
3/13/2018	<0.0002	
9/11/2018	3.9E-05 (J)	
3/8/2019	<0.0002	
9/5/2019	<0.0002	
3/3/2020	<0.0002	
9/9/2020	<0.0002	
3/9/2021	<0.0002	
7/29/2021	<0.0002	
1/28/2022	<0.0002	
8/9/2022	<0.0002	
2/9/2023	<0.0002	
8/3/2023	<0.0002	
2/15/2024	<0.0002	
7/31/2024	<0.0002	
2/24/2025	<0.0002	
8/26/2025		<0.0002
2/12/2026		<0.0002

ND substitution: RL or RL/2 if <15% NDs.

Prediction Limit

Constituent: Mercury (mg/L) Analysis Run 5/1/2026 4:33 PM View: Appendix I Intrawell

Plant Bowen Client: Southern Company Data: Bowen LF 3-8

	GWC-25R	GWC-25R
9/16/2014	3.13E-05 (J)	
10/4/2014	<0.0002	
10/23/2014	4.6E-05 (J)	
11/10/2014	2.5E-05 (J)	
3/4/2015	<0.0002	
3/20/2015	<0.0002	
4/9/2015	<0.0002	
4/23/2015	<0.0002	
7/30/2015	<0.0002	
3/8/2016	<0.0002	
5/4/2016	<0.0002	
7/18/2016	<0.0002	
9/13/2016	<0.0002	
10/27/2016	<0.0002	
1/13/2017	<0.0002	
3/16/2017	<0.0002	
5/19/2017	<0.0002	
9/19/2017	<0.0002	
3/13/2018	<0.0002	
9/11/2018	<0.0002	
3/8/2019	<0.0002	
9/5/2019	<0.0002	
3/3/2020	<0.0002	
9/4/2020	<0.0002	
3/9/2021	<0.0002	
8/2/2021	<0.0002	
1/27/2022	<0.0002	
8/9/2022	<0.0002	
2/9/2023	<0.0002	
8/3/2023	<0.0002	
2/16/2024	<0.0002	
7/31/2024	<0.0002	
2/25/2025	<0.0002	
8/18/2025		<0.0002
2/13/2026		<0.0002

ND substitution: RL or RL/2 if <15% NDs.

Prediction Limit

Constituent: Mercury (mg/L) Analysis Run 5/1/2026 4:33 PM View: Appendix I Intrawell

Plant Bowen Client: Southern Company Data: Bowen LF 3-8

	GWC-26	GWC-26
6/20/2023	<0.0002	
8/7/2023	<0.0002	
10/12/2023	<0.0002	
12/12/2023	<0.0002	
2/29/2024	<0.0002	
4/23/2024	<0.0002	
6/12/2024	<0.0002	
8/27/2024	<0.0002	
3/4/2025	<0.0002	
8/15/2025		<0.0002
2/24/2026		0.00014 (J)

ND substitution: RL or RL/2 if <15% NDs.

Prediction Limit

Constituent: Mercury (mg/L) Analysis Run 5/1/2026 4:33 PM View: Appendix I Intrawell

Plant Bowen Client: Southern Company Data: Bowen LF 3-8

	GWC-28	GWC-28
6/20/2023	<0.0002	
8/8/2023	<0.0002	
10/12/2023	<0.0002	
12/12/2023	<0.0002	
3/4/2024	<0.0002	
4/24/2024	<0.0002	
6/12/2024	<0.0002	
8/27/2024	0.00019 (J)	
3/6/2025	<0.0002	
8/19/2025		<0.0002
3/2/2026		<0.0002

ND substitution: RL or RL/2 if <15% NDs.

Prediction Limit

Constituent: Mercury (mg/L) Analysis Run 5/1/2026 4:33 PM View: Appendix I Intrawell

Plant Bowen Client: Southern Company Data: Bowen LF 3-8

	GWC-29	GWC-29
6/26/2023	<0.0002	
8/7/2023	<0.0002	
10/11/2023	<0.0002	
12/12/2023	<0.0002	
2/29/2024	<0.0002	
4/23/2024	<0.0002	
6/11/2024	<0.0002	
8/26/2024	<0.0002	
3/5/2025	<0.0002	
8/18/2025		9.8E-05 (J)
2/26/2026		<0.0002

ND substitution: RL or RL/2 if <15% NDs.

Prediction Limit

Constituent: Mercury (mg/L) Analysis Run 5/1/2026 4:33 PM View: Appendix I Intrawell

Plant Bowen Client: Southern Company Data: Bowen LF 3-8

	GWC-29R	GWC-29R
6/27/2023	<0.0002	
8/10/2023	<0.0002	
10/13/2023	<0.0002	
12/13/2023	<0.0002	
3/1/2024	<0.0002	
4/24/2024	<0.0002	
6/12/2024	<0.0002	
8/27/2024	0.00014 (J)	
3/6/2025	<0.0002	
8/19/2025		<0.0002
2/26/2026		<0.0002

ND substitution: RL or RL/2 if <15% NDs.

Prediction Limit

Constituent: Mercury (mg/L) Analysis Run 5/1/2026 4:33 PM View: Appendix I Intrawell

Plant Bowen Client: Southern Company Data: Bowen LF 3-8

	GWC-30	GWC-30
6/27/2023	<0.0002	
8/9/2023	<0.0002	
10/13/2023	<0.0002	
12/13/2023	<0.0002	
3/1/2024	<0.0002	
4/24/2024	<0.0002	
6/12/2024	<0.0002	
8/27/2024	0.00015 (J)	
3/5/2025	<0.0002	
8/19/2025		<0.0002
2/27/2026		<0.0002

ND substitution: RL or RL/2 if <15% NDs.

Prediction Limit

Constituent: Mercury (mg/L) Analysis Run 5/1/2026 4:33 PM View: Appendix I Intrawell

Plant Bowen Client: Southern Company Data: Bowen LF 3-8

	GWC-35	GWC-35
6/28/2023	<0.0002	
8/10/2023	<0.0002	
10/11/2023	<0.0002	
12/13/2023	<0.0002	
2/29/2024	<0.0002	
4/24/2024	<0.0002	
6/13/2024	<0.0002	
8/27/2024	<0.0002	
3/5/2025	<0.0002	
8/15/2025		<0.0002
2/24/2026		0.00014 (J)

ND substitution: RL or RL/2 if <15% NDs.

Prediction Limit

Constituent: Mercury (mg/L) Analysis Run 5/1/2026 4:33 PM View: Appendix I Intrawell

Plant Bowen Client: Southern Company Data: Bowen LF 3-8

	GWC-36RA	GWC-36RA
9/15/2014	0.000172 (J)	
10/3/2014	<0.0002	
10/20/2014	<0.0002	
11/10/2014	3.84E-05 (J)	
3/2/2015	<0.0002	
3/17/2015	<0.0002	
4/5/2015	<0.0002	
4/21/2015	2.39E-05 (J)	
7/28/2015	5.2E-05 (J)	
3/1/2016	<0.0002	
5/2/2016	<0.0002	
7/6/2016	<0.0002	
9/7/2016	<0.0002	
10/25/2016	<0.0002	
1/5/2017	<0.0002	
3/14/2017	<0.0002	
5/16/2017	<0.0002	
9/15/2017	<0.0002	
3/12/2018	<0.0002	
9/6/2018	3.6E-05 (J)	
3/7/2019	<0.0002	
9/4/2019	<0.0002	
3/2/2020	<0.0002	
9/14/2020	<0.0002	
3/26/2021	<0.0002	
7/27/2021	<0.0002	
1/26/2022	<0.0002	
8/8/2022	<0.0002	
2/8/2023	<0.0002	
8/3/2023	<0.0002	
2/13/2024	<0.0002	
7/30/2024	<0.0002	
2/19/2025	<0.0002	
8/21/2025		<0.0002
2/12/2026		<0.0002

ND substitution: RL or RL/2 if <15% NDs.

Prediction Limit

Constituent: Mercury (mg/L) Analysis Run 5/1/2026 4:33 PM View: Appendix I Intrawell

Plant Bowen Client: Southern Company Data: Bowen LF 3-8

	GWC-37	GWC-37
9/16/2014	4.23E-05 (J)	
10/3/2014	<0.0002	
10/20/2014	3.87E-05 (J)	
11/10/2014	3.34E-05 (J)	
3/2/2015	<0.0002	
3/17/2015	<0.0002	
4/5/2015	<0.0002	
4/22/2015	<0.0002	
7/28/2015	<0.0002	
3/1/2016	<0.0002	
5/3/2016	<0.0002	
7/8/2016	<0.0002	
9/7/2016	<0.0002	
10/25/2016	<0.0002	
1/6/2017	<0.0002	
3/14/2017	<0.0002	
5/16/2017	<0.0002	
9/15/2017	<0.0002	
3/12/2018	<0.0002	
9/6/2018	<0.0002	
3/6/2019	<0.0002	
9/4/2019	<0.0002	
3/2/2020	<0.0002	
9/3/2020	<0.0002	
2/24/2021	9.1E-05 (J)	
7/28/2021	<0.0002	
1/26/2022	<0.0002	
8/8/2022	<0.0002	
2/8/2023	<0.0002	
8/2/2023	<0.0002	
2/13/2024	<0.0002	
7/30/2024	<0.0002	
2/19/2025	<0.0002	
8/27/2025		<0.0002
2/12/2026		<0.0002

ND substitution: RL or RL/2 if <15% NDs.

Prediction Limit

Constituent: Mercury (mg/L) Analysis Run 5/1/2026 4:33 PM View: Appendix I Intrawell

Plant Bowen Client: Southern Company Data: Bowen LF 3-8

	GWC-38	GWC-38
9/16/2014	2.75E-05 (J)	
10/3/2014	<0.0002	
10/20/2014	4.07E-05 (J)	
11/10/2014	6.86E-05 (J)	
3/2/2015	3.07E-05 (J)	
3/17/2015	<0.0002	
4/6/2015	<0.0002	
4/22/2015	<0.0002	
7/28/2015	<0.0002	
3/2/2016	<0.0002	
5/3/2016	<0.0002	
7/7/2016	<0.0002	
9/8/2016	<0.0002	
10/25/2016	<0.0002	
2/9/2017	<0.0002	
3/23/2017	<0.0002	
5/17/2017	<0.0002	
9/19/2017	<0.0002	
3/13/2018	<0.0002	
9/6/2018	<0.0002	
3/7/2019	<0.0002	
9/4/2019	<0.0002	
3/2/2020	<0.0002	
9/3/2020	<0.0002	
2/24/2021	0.00013 (J)	
7/28/2021	<0.0002	
1/25/2022	<0.0002	
8/5/2022	<0.0002	
2/8/2023	<0.0002	
8/2/2023	<0.0002	
2/13/2024	<0.0002	
7/30/2024	<0.0002	
2/19/2025	<0.0002	
8/21/2025		<0.0002
2/12/2026		<0.0002

ND substitution: RL or RL/2 if <15% NDs.

Prediction Limit

Constituent: Nickel (mg/L) Analysis Run 5/1/2026 4:33 PM View: Appendix I Intrawell

Plant Bowen Client: Southern Company Data: Bowen LF 3-8

	GWA-1	GWA-1
8/23/2007	<0.005	
10/23/2007	0.0096	
11/18/2007	0.023	
1/30/2008	0.11 (O)	
3/10/2008	0.024	
5/13/2008	0.006	
12/5/2008	<0.005	
4/15/2009	<0.005	
10/7/2009	0.0096	
5/3/2010	<0.005	
10/12/2010	<0.005	
4/27/2011	<0.005	
10/17/2011	<0.005	
5/2/2012	<0.005	
10/8/2012	<0.005	
4/12/2013	<0.005	
10/16/2013	<0.005	
4/11/2014	<0.005	
9/30/2014	<0.005	
3/30/2015	0.004	
10/13/2015	<0.005	
3/22/2016	<0.005	
7/29/2016	0.0006 (J)	
3/30/2017	0.0004 (J)	
10/2/2017	<0.005	
3/16/2018	<0.005	
9/17/2018	<0.005	
3/20/2019	<0.005	
9/12/2019	0.00038 (J)	
3/11/2020	0.00068 (J)	
9/15/2020	<0.005	
3/16/2021	<0.005	
8/9/2021	<0.005	
2/1/2022	<0.005	
8/16/2022	<0.005	
2/16/2023	<0.005	
7/27/2023	<0.005	
2/22/2024	<0.005	
8/7/2024	<0.005	
2/27/2025	<0.005	
9/2/2025		<0.005
2/18/2026		<0.005

ND substitution: RL or RL/2 if <15% NDs.

Prediction Limit

Constituent: Nickel (mg/L) Analysis Run 5/1/2026 4:33 PM View: Appendix I Intrawell

Plant Bowen Client: Southern Company Data: Bowen LF 3-8

	GWA-2	GWA-2
8/23/2007	<0.005	
10/24/2007	0.026 (O)	
11/18/2007	0.043 (O)	
1/31/2008	0.0075	
3/11/2008	0.019	
5/6/2008	0.004	
12/4/2008	0.02	
4/21/2009	<0.005	
10/7/2009	<0.005	
4/26/2010	<0.005	
10/4/2010	<0.005	
4/13/2011	<0.005	
10/5/2011	<0.005	
4/11/2012	<0.005	
10/9/2012	<0.005	
4/15/2013	<0.005	
10/15/2013	0.0028	
4/22/2014	<0.005	
9/30/2014	<0.005	
3/30/2015	0.0018 (J)	
10/13/2015	<0.005	
3/23/2016	<0.005	
7/29/2016	0.001 (J)	
3/30/2017	0.0006 (J)	
10/2/2017	<0.005	
3/19/2018	<0.005	
9/14/2018	<0.005	
3/20/2019	<0.005	
9/12/2019	<0.005	
3/11/2020	0.0014 (J)	
9/15/2020	<0.005	
3/17/2021	<0.005	
8/9/2021	<0.005	
2/1/2022	<0.005	
8/16/2022	<0.005	
2/16/2023	<0.005	
7/27/2023	<0.005	
2/22/2024	<0.005	
8/7/2024	<0.005	
2/27/2025	<0.005	
9/2/2025		<0.005
2/18/2026		<0.005

ND substitution: RL or RL/2 if <15% NDs.

Prediction Limit

Constituent: Nickel (mg/L) Analysis Run 5/1/2026 4:33 PM View: Appendix I Intrawell

Plant Bowen Client: Southern Company Data: Bowen LF 3-8

	GWA-2R	GWA-2R
8/23/2007	<0.005	
10/24/2007	0.0025	
11/18/2007	0.0093	
1/31/2008	0.054 (O)	
3/10/2008	0.0054	
5/13/2008	0.0043	
12/4/2008	<0.005	
4/21/2009	<0.005	
10/8/2009	<0.005	
4/21/2010	<0.005	
9/28/2010	<0.005	
4/12/2011	<0.005	
10/4/2011	<0.005	
4/3/2012	<0.005	
10/9/2012	<0.005	
4/11/2013	<0.005	
10/16/2013	<0.005	
4/10/2014	<0.005	
9/30/2014	<0.005	
3/30/2015	<0.005	
10/13/2015	<0.005	
3/23/2016	<0.005	
7/29/2016	<0.005	
4/3/2017	<0.005	
10/2/2017	<0.005	
3/16/2018	<0.005	
9/14/2018	<0.005	
3/19/2019	<0.005	
9/13/2019	<0.005	
3/11/2020	0.002 (J)	
9/15/2020	0.0013 (J)	
3/16/2021	<0.005	
8/9/2021	0.00081 (J)	
2/1/2022	<0.005	
8/16/2022	<0.005	
2/16/2023	<0.005	
7/27/2023	<0.005	
2/26/2024	<0.005	
8/6/2024	<0.005	
2/27/2025	<0.005	
9/2/2025		<0.005
2/18/2026		<0.005

ND substitution: RL or RL/2 if <15% NDs.

Prediction Limit

Constituent: Nickel (mg/L) Analysis Run 5/1/2026 4:33 PM View: Appendix I Intrawell

Plant Bowen Client: Southern Company Data: Bowen LF 3-8

	GWA-3A	GWA-3A
8/23/2007	0.028	
11/2/2007	0.041	
11/18/2007	0.14 (O)	
1/31/2008	0.053	
3/11/2008	0.076 (O)	
5/14/2008	0.074 (O)	
12/5/2008	0.032	
4/15/2009	0.028	
10/8/2009	0.032	
4/28/2010	0.029	
10/6/2010	0.031	
4/21/2011	0.019	
10/13/2011	0.028	
5/1/2012	0.0253	
10/9/2012	0.023	
4/11/2013	0.021	
10/16/2013	0.018	
4/23/2014	0.015	
10/4/2014	0.017	
3/31/2015	0.045	
10/12/2015	0.019	
3/23/2016	0.019	
7/29/2016	0.0161	
3/30/2017	0.018	
10/4/2017	0.0158	
3/19/2018	0.015	
9/17/2018	0.014	
3/20/2019	0.01	
9/13/2019	0.012	
3/11/2020	0.012	
3/29/2021	<0.005	
8/9/2021	<0.005	
2/2/2022	<0.005	
8/16/2022	<0.005	
2/17/2023	<0.005	
8/1/2023	<0.005	
2/22/2024	<0.005	
8/8/2024	<0.005	
2/26/2025	<0.005	
9/2/2025		<0.005
2/17/2026		<0.005

ND substitution: RL or RL/2 if <15% NDs.

Prediction Limit

Constituent: Nickel (mg/L) Analysis Run 5/1/2026 4:33 PM View: Appendix I Intrawell

Plant Bowen Client: Southern Company Data: Bowen LF 3-8

	GWA-4RZ	GWA-4RZ
5/20/2009	0.0043	
10/19/2009	0.0037	
4/27/2010	0.0049	
10/4/2010	0.0095	
4/14/2011	<0.005	
10/5/2011	<0.005	
4/11/2012	<0.005	
10/2/2012	0.0049	
4/11/2013	0.0041	
10/21/2013	<0.005	
4/23/2014	0.0017 (J)	
10/4/2014	0.011	
3/31/2015	0.0023 (J)	
10/11/2015	0.0025	
4/7/2017	<0.005	
10/3/2017	<0.005	
3/21/2018	<0.005	
9/18/2018	<0.005	
3/21/2019	<0.005	
9/13/2019	0.00032 (J)	
3/12/2020	0.00034 (J)	
9/17/2020	<0.005	
3/16/2021	<0.005	
8/10/2021	<0.005	
2/3/2022	<0.005	
8/17/2022	<0.005	
2/17/2023	<0.005	
7/28/2023	<0.005	
2/27/2024	<0.005	
8/8/2024	<0.005	
2/28/2025	<0.005	
9/3/2025		<0.005
2/18/2026		<0.005

ND substitution: RL or RL/2 if <15% NDs.

Prediction Limit

Constituent: Nickel (mg/L) Analysis Run 5/1/2026 4:33 PM View: Appendix I Intrawell

Plant Bowen Client: Southern Company Data: Bowen LF 3-8

	GWA-39RZ	GWA-39RZ
2/21/2017	0.0007 (J)	
3/27/2017	<0.005	
9/29/2017	<0.005	
3/16/2018	<0.005	
9/14/2018	<0.005	
3/14/2019	0.0017 (J)	
9/11/2019	<0.005	
3/9/2020	0.00083 (J)	
9/16/2020	<0.005	
3/16/2021	<0.005	
8/6/2021	<0.005	
2/2/2022	<0.005	
8/16/2022	<0.005	
2/14/2023	<0.005	
7/25/2023	<0.005	
2/19/2024	<0.005	
8/1/2024	<0.005	
2/26/2025	<0.005	
8/28/2025		<0.005
2/18/2026		<0.005

ND substitution: RL or RL/2 if <15% NDs.

Prediction Limit

Constituent: Nickel (mg/L) Analysis Run 5/1/2026 4:33 PM View: Appendix I Intrawell

Plant Bowen Client: Southern Company Data: Bowen LF 3-8

	GWA-39Z	GWA-39Z
3/14/2016	0.00544 (J)	
5/11/2016	0.0149	
7/19/2016	0.0044 (J)	
9/15/2016	0.0047 (J)	
11/2/2016	0.0025 (J)	
1/18/2017	0.004 (J)	
3/28/2017	0.0034 (J)	
9/26/2017	0.0016 (J)	
3/14/2018	<0.005	
9/12/2018	<0.005	
3/15/2019	<0.005	
9/9/2019	0.0014 (J)	
3/9/2020	0.04 (O)	
9/10/2020	<0.005	
3/12/2021	0.0015 (J)	
8/4/2021	<0.005	
1/31/2022	<0.005	
8/10/2022	<0.005	
2/13/2023	0.00095 (J)	
7/26/2023	0.0013 (J)	
2/19/2024	<0.005	
8/1/2024	<0.005	
2/25/2025	<0.005	
8/28/2025		<0.005
2/18/2026		<0.005

ND substitution: RL or RL/2 if <15% NDs.

Prediction Limit

Constituent: Nickel (mg/L) Analysis Run 5/1/2026 4:33 PM View: Appendix I Intrawell

Plant Bowen Client: Southern Company Data: Bowen LF 3-8

	GWA-40	GWA-40
3/15/2016	<0.005	
5/11/2016	<0.005	
7/21/2016	<0.005	
9/15/2016	<0.005	
11/3/2016	<0.005	
1/17/2017	<0.005	
3/24/2017	0.0006 (J)	
9/26/2017	<0.005	
3/14/2018	<0.005	
9/12/2018	<0.005	
3/13/2019	<0.005	
9/9/2019	<0.005	
3/9/2020	<0.005	
9/11/2020	<0.005	
3/10/2021	<0.005	
8/4/2021	<0.005	
1/31/2022	<0.005	
8/12/2022	<0.005	
2/13/2023	<0.005	
7/26/2023	<0.005	
2/19/2024	<0.005	
8/1/2024	<0.005	
2/25/2025	<0.005	
8/27/2025		<0.005
2/16/2026		<0.005

ND substitution: RL or RL/2 if <15% NDs.

Prediction Limit

Constituent: Nickel (mg/L) Analysis Run 5/1/2026 4:33 PM View: Appendix I Intrawell

Plant Bowen Client: Southern Company Data: Bowen LF 3-8

	GWA-41	GWA-41
3/15/2016	<0.005	
5/12/2016	<0.005	
7/20/2016	0.0006 (J)	
9/15/2016	0.0009 (J)	
11/3/2016	0.0011 (J)	
1/18/2017	0.0007 (J)	
3/24/2017	0.0005 (J)	
9/25/2017	<0.005	
3/14/2018	<0.005	
9/12/2018	<0.005	
3/14/2019	<0.005	
9/10/2019	0.00041 (J)	
3/6/2020	0.0089 (J)	
9/10/2020	<0.005	
3/11/2021	<0.005	
8/4/2021	<0.005	
1/31/2022	<0.005	
8/11/2022	0.00083 (J)	
2/13/2023	<0.005	
7/25/2023	0.00073 (J)	
2/19/2024	<0.005	
8/1/2024	<0.005	
2/25/2025	<0.005	
8/28/2025		<0.005
2/16/2026		<0.005

ND substitution: RL or RL/2 if <15% NDs.

Prediction Limit

Constituent: Nickel (mg/L) Analysis Run 5/1/2026 4:33 PM View: Appendix I Intrawell

Plant Bowen Client: Southern Company Data: Bowen LF 3-8

	GWA-41R	GWA-41R
3/15/2016	<0.005	
5/13/2016	<0.005	
7/21/2016	0.0009 (J)	
9/21/2016	<0.005	
11/3/2016	<0.005	
1/17/2017	<0.005	
3/27/2017	0.0005 (J)	
9/25/2017	0.0012 (J)	
3/14/2018	0.0014 (J)	
9/12/2018	0.0011 (J)	
3/14/2019	0.001 (J)	
9/10/2019	0.00084 (J)	
3/9/2020	0.00036 (J)	
9/10/2020	<0.005	
3/10/2021	<0.005	
8/4/2021	<0.005	
1/31/2022	0.00091 (J)	
8/11/2022	<0.005	
2/13/2023	<0.005	
7/25/2023	<0.005	
2/19/2024	<0.005	
8/1/2024	<0.005	
2/25/2025	0.0016 (J)	
8/27/2025		<0.005
2/16/2026		<0.005

ND substitution: RL or RL/2 if <15% NDs.

Prediction Limit

Constituent: Nickel (mg/L) Analysis Run 5/1/2026 4:33 PM View: Appendix I Intrawell

Plant Bowen Client: Southern Company Data: Bowen LF 3-8

	GWA-42	GWA-42
3/11/2016	<0.005	
5/16/2016	0.00233 (J)	
7/22/2016	0.0014 (J)	
9/19/2016	0.0014 (J)	
11/3/2016	0.0013 (J)	
1/17/2017	0.0011 (J)	
3/27/2017	0.0011 (J)	
9/26/2017	0.0011 (J)	
3/14/2018	0.0012 (J)	
9/14/2018	0.0012 (J)	
3/14/2019	0.0015 (J)	
9/10/2019	0.0012 (J)	
3/6/2020	0.0015 (J)	
9/10/2020	0.0011 (J)	
3/11/2021	0.0011 (J)	
8/4/2021	0.0011 (J)	
1/31/2022	0.0011 (J)	
8/10/2022	0.0016 (J)	
2/13/2023	0.0013 (J)	
7/26/2023	0.0015 (J)	
2/20/2024	<0.005	
8/1/2024	<0.005	
2/25/2025	0.0015 (J)	
8/28/2025		<0.005
2/16/2026		0.0015 (J)

ND substitution: RL or RL/2 if <15% NDs.

Prediction Limit

Constituent: Nickel (mg/L) Analysis Run 5/1/2026 4:33 PM View: Appendix I Intrawell

Plant Bowen Client: Southern Company Data: Bowen LF 3-8

	GWA-43	GWA-43
3/11/2016	0.00288 (J)	
5/13/2016	<0.005	
7/19/2016	0.0006 (J)	
9/16/2016	0.0008 (J)	
11/2/2016	0.0007 (J)	
1/18/2017	0.0006 (J)	
3/28/2017	0.0009 (J)	
9/22/2017	0.0007 (J)	
3/14/2018	<0.005	
9/12/2018	<0.005	
3/13/2019	<0.005	
9/11/2019	0.00082 (J)	
3/9/2020	0.00082 (J)	
9/11/2020	0.00089 (J)	
3/11/2021	<0.005	
8/6/2021	0.00084 (J)	
1/31/2022	0.00077 (J)	
8/11/2022	<0.005	
2/14/2023	<0.005	
7/25/2023	<0.005	
2/20/2024	<0.005	
8/2/2024	<0.005	
2/25/2025	<0.005	
8/28/2025		<0.005
2/16/2026		<0.005

ND substitution: RL or RL/2 if <15% NDs.

Prediction Limit

Constituent: Nickel (mg/L) Analysis Run 5/1/2026 4:33 PM View: Appendix I Intrawell

Plant Bowen Client: Southern Company Data: Bowen LF 3-8

	GWA-43R	GWA-43R
3/11/2016	<0.005	
5/13/2016	<0.005	
7/19/2016	<0.005	
9/16/2016	<0.005	
11/2/2016	<0.005	
1/18/2017	0.0006 (J)	
3/28/2017	0.0004 (J)	
9/22/2017	<0.005	
3/15/2018	<0.005	
9/12/2018	<0.005	
3/13/2019	<0.005	
9/11/2019	<0.005	
3/9/2020	<0.005	
9/14/2020	<0.005	
3/11/2021	<0.005	
8/5/2021	<0.005	
1/31/2022	<0.005	
8/10/2022	<0.005	
2/13/2023	<0.005	
7/25/2023	<0.005	
2/20/2024	<0.005	
8/2/2024	<0.005	
2/25/2025	<0.005	
8/28/2025		<0.005
2/16/2026		<0.005

ND substitution: RL or RL/2 if <15% NDs.

Prediction Limit

Constituent: Nickel (mg/L) Analysis Run 5/1/2026 4:33 PM View: Appendix I Intrawell

Plant Bowen Client: Southern Company Data: Bowen LF 3-8

	GWA-50	GWA-50
12/12/2008	0.0035	
4/23/2009	0.0032	
10/6/2009	<0.005	
4/27/2010	<0.005	
9/30/2010	<0.005	
4/14/2011	0.0028	
10/5/2011	0.0028	
4/11/2012	<0.005	
10/2/2012	0.0026	
4/9/2013	<0.005	
10/15/2013	<0.005	
4/10/2014	0.0019 (J)	
10/1/2014	<0.005	
3/30/2015	0.0015 (J)	
10/11/2015	0.0013 (J)	
3/28/2016	<0.005	
8/1/2016	0.0012 (J)	
4/7/2017	0.0011 (J)	
10/2/2017	0.0013 (J)	
3/16/2018	<0.005	
9/17/2018	0.00096 (J)	
3/19/2019	<0.005	
9/13/2019	0.00063 (J)	
3/11/2020	0.00084 (J)	
9/16/2020	<0.005	
3/17/2021	<0.005	
8/9/2021	0.00077 (J)	
2/1/2022	0.0008 (J)	
8/16/2022	0.00071 (J)	
2/16/2023	0.00082 (J)	
7/28/2023	0.00094 (J)	
2/22/2024	<0.005	
8/8/2024	<0.005	
2/27/2025	<0.005	
9/2/2025		<0.005
2/17/2026		<0.005

ND substitution: RL or RL/2 if <15% NDs.

Prediction Limit

Constituent: Nickel (mg/L) Analysis Run 5/1/2026 4:33 PM View: Appendix I Intrawell

Plant Bowen Client: Southern Company Data: Bowen LF 3-8

	GWA-50R	GWA-50R
12/12/2008	0.0096	
4/23/2009	0.015	
10/6/2009	0.008	
5/3/2010	0.0053	
10/11/2010	0.0061	
4/27/2011	0.0087	
10/19/2011	0.0039	
5/1/2012	<0.005	
10/2/2012	0.0044	
4/10/2013	0.0053	
10/16/2013	0.0047	
4/22/2014	0.0045	
10/1/2014	0.0018 (J)	
3/30/2015	0.0037	
10/11/2015	0.0018 (J)	
3/28/2016	0.0028 (J)	
8/1/2016	0.0015 (J)	
4/3/2017	0.0022 (J)	
10/2/2017	0.0021 (J)	
3/16/2018	0.0014 (J)	
9/18/2018	0.0012 (J)	
3/19/2019	0.0016 (J)	
9/12/2019	0.0015 (J)	
3/11/2020	0.001 (J)	
9/15/2020	0.0012 (J)	
3/17/2021	0.0012 (J)	
8/9/2021	0.00097 (J)	
2/2/2022	0.00089 (J)	
8/17/2022	0.0011 (J)	
2/16/2023	0.00081 (J)	
7/28/2023	0.00092 (J)	
2/22/2024	<0.005	
8/8/2024	<0.005	
2/28/2025	<0.005	
9/2/2025		<0.005
2/17/2026		<0.005

ND substitution: RL or RL/2 if <15% NDs.

Prediction Limit

Constituent: Nickel (mg/L) Analysis Run 5/1/2026 4:33 PM View: Appendix I Intrawell

Plant Bowen Client: Southern Company Data: Bowen LF 3-8

	GWC-16R	GWC-16R
9/16/2014	0.03	
10/4/2014	0.029	
10/21/2014	0.026	
11/11/2014	0.023	
3/3/2015	0.02	
3/18/2015	0.019	
4/6/2015	0.02	
4/23/2015	0.019	
7/29/2015	0.018	
3/3/2016	0.0111	
7/13/2016	0.0133	
3/20/2017	0.0111	
9/21/2017	0.0092 (J)	
3/14/2018	0.0094 (J)	
9/7/2018	0.0086 (J)	
3/11/2019	0.0079 (J)	
9/9/2019	0.0066 (J)	
3/4/2020	0.0032 (J)	
9/9/2020	0.0067 (J)	
3/9/2021	0.0053	
7/30/2021	0.0073	
1/28/2022	0.0063	
8/11/2022	0.0077	
2/10/2023	0.005	
8/4/2023	0.0091	
2/15/2024	0.0077	
7/31/2024	0.0088	
2/25/2025	0.0097	
8/21/2025		0.0083
2/13/2026		0.009

Prediction Limit

Constituent: Nickel (mg/L) Analysis Run 5/1/2026 4:33 PM View: Appendix I Intrawell

Plant Bowen Client: Southern Company Data: Bowen LF 3-8

	GWC-17R	GWC-17R
9/17/2014	<0.005	
10/4/2014	<0.005	
10/21/2014	<0.005	
11/11/2014	<0.005	
3/3/2015	<0.005	
3/18/2015	<0.005	
4/6/2015	<0.005	
4/23/2015	<0.005	
7/29/2015	<0.005	
3/4/2016	<0.005	
7/14/2016	<0.005	
3/21/2017	<0.005	
9/22/2017	<0.005	
3/14/2018	<0.005	
9/11/2018	<0.005	
3/12/2019	0.001 (J)	
9/10/2019	<0.005	
3/5/2020	<0.005	
9/9/2020	<0.005	
3/10/2021	<0.005	
7/30/2021	<0.005	
1/28/2022	<0.005	
8/11/2022	<0.005	
2/10/2023	<0.005	
8/3/2023	<0.005	
2/15/2024	<0.005	
7/31/2024	<0.005	
2/25/2025	<0.005	
8/22/2025		<0.005
2/13/2026		<0.005

ND substitution: RL or RL/2 if <15% NDs.

Prediction Limit

Constituent: Nickel (mg/L) Analysis Run 5/1/2026 4:33 PM View: Appendix I Intrawell

Plant Bowen Client: Southern Company Data: Bowen LF 3-8

	GWC-18	GWC-18
9/17/2014	<0.005	
10/4/2014	<0.005	
10/21/2014	<0.005	
11/5/2014	0.0016 (J)	
3/3/2015	<0.005	
3/18/2015	<0.005	
4/7/2015	0.0014 (J)	
4/23/2015	<0.005	
7/29/2015	0.0015 (J)	
3/7/2016	<0.005	
7/13/2016	0.0007 (J)	
3/23/2017	0.0006 (J)	
9/25/2017	0.0015 (J)	
3/14/2018	<0.005	
9/11/2018	<0.005	
3/12/2019	<0.005	
9/9/2019	<0.005	
3/6/2020	0.0005 (J)	
9/9/2020	<0.005	
2/26/2021	<0.005	
7/29/2021	<0.005	
1/28/2022	<0.005	
8/10/2022	<0.005	
2/9/2023	<0.005	
8/3/2023	<0.005	
2/14/2024	<0.005	
7/31/2024	<0.005	
2/20/2025	<0.005	
8/26/2025		<0.005
2/12/2026		<0.005

ND substitution: RL or RL/2 if <15% NDs.

Prediction Limit

Constituent: Nickel (mg/L) Analysis Run 5/1/2026 4:33 PM View: Appendix I Intrawell

Plant Bowen Client: Southern Company Data: Bowen LF 3-8

	GWC-19R	GWC-19R
9/17/2014	<0.005	
10/4/2014	<0.005	
10/21/2014	<0.005	
11/5/2014	<0.005	
3/3/2015	<0.005	
3/19/2015	<0.005	
4/7/2015	<0.005	
4/24/2015	<0.005	
7/29/2015	<0.005	
3/7/2016	<0.005	
7/14/2016	<0.005	
3/21/2017	0.0008 (J)	
9/20/2017	0.0006 (J)	
3/14/2018	<0.005	
9/10/2018	<0.005	
3/12/2019	<0.005	
9/9/2019	<0.005	
3/4/2020	0.00071 (J)	
9/9/2020	<0.005	
2/26/2021	<0.005	
8/3/2021	<0.005	
1/27/2022	<0.005	
8/9/2022	<0.005	
2/9/2023	<0.005	
8/4/2023	<0.005	
2/14/2024	<0.005	
7/31/2024	<0.005	
2/20/2025	<0.005	
8/27/2025		<0.005
2/12/2026		<0.005

ND substitution: RL or RL/2 if <15% NDs.

Prediction Limit

Constituent: Nickel (mg/L) Analysis Run 5/1/2026 4:33 PM View: Appendix I Intrawell

Plant Bowen Client: Southern Company Data: Bowen LF 3-8

	GWC-21R	GWC-21R
9/18/2014	<0.005	
10/5/2014	<0.005	
10/22/2014	0.0013 (J)	
11/5/2014	0.0013 (J)	
3/4/2015	<0.005	
3/19/2015	<0.005	
4/8/2015	0.0014 (J)	
4/24/2015	0.0014 (J)	
7/30/2015	<0.005	
3/8/2016	0.0261 (O)	
7/15/2016	0.0021 (J)	
3/21/2017	0.0017 (J)	
9/19/2017	0.0012 (J)	
3/14/2018	0.0014 (J)	
9/10/2018	0.002 (J)	
3/11/2019	0.0012 (J)	
9/6/2019	0.0028 (J)	
3/3/2020	0.00099 (J)	
9/8/2020	0.0014 (J)	
3/9/2021	0.00075 (J)	
8/2/2021	0.0015 (J)	
1/28/2022	0.0014 (J)	
8/10/2022	0.0014 (J)	
2/9/2023	0.0011 (J)	
8/4/2023	0.00098 (J)	
2/15/2024	<0.005	
8/2/2024	<0.005	
2/25/2025	<0.005	
8/22/2025		<0.005
2/17/2026		0.0011 (J)

ND substitution: RL or RL/2 if <15% NDs.

Prediction Limit

Constituent: Nickel (mg/L) Analysis Run 5/1/2026 4:33 PM View: Appendix I Intrawell

Plant Bowen Client: Southern Company Data: Bowen LF 3-8

	GWC-22R	GWC-22R
9/18/2014	<0.005	
10/5/2014	<0.005	
10/22/2014	<0.005	
11/5/2014	<0.005	
3/4/2015	<0.005	
3/19/2015	<0.005	
4/8/2015	<0.005	
4/24/2015	<0.005	
7/30/2015	<0.005	
3/7/2016	<0.005	
7/14/2016	<0.005	
3/20/2017	<0.005	
9/19/2017	0.0011 (J)	
3/13/2018	<0.005	
9/7/2018	<0.005	
3/11/2019	<0.005	
9/5/2019	0.0011 (J)	
3/3/2020	0.001 (J)	
9/8/2020	0.00083 (J)	
3/9/2021	<0.005	
8/2/2021	<0.005	
1/27/2022	0.00076 (J)	
8/10/2022	<0.005	
2/9/2023	<0.005	
8/3/2023	<0.005	
2/15/2024	<0.005	
7/31/2024	<0.005	
2/20/2025	<0.005	
8/26/2025		<0.005
2/13/2026		<0.005

ND substitution: RL or RL/2 if <15% NDs.

Prediction Limit

Constituent: Nickel (mg/L) Analysis Run 5/1/2026 4:33 PM View: Appendix I Intrawell

Plant Bowen Client: Southern Company Data: Bowen LF 3-8

	GWC-23R	GWC-23R
9/18/2014	<0.005	
10/5/2014	<0.005	
10/22/2014	<0.005	
11/5/2014	<0.005	
3/4/2015	<0.005	
3/20/2015	<0.005	
4/8/2015	<0.005	
4/23/2015	<0.005	
7/30/2015	<0.005	
3/9/2016	<0.005	
7/15/2016	<0.005	
3/22/2017	0.0005 (J)	
9/21/2017	0.0012 (J)	
3/14/2018	<0.005	
9/11/2018	<0.005	
3/12/2019	<0.005	
9/6/2019	0.00086 (J)	
3/5/2020	0.00075 (J)	
9/9/2020	<0.005	
3/10/2021	<0.005	
7/30/2021	<0.005	
1/28/2022	<0.005	
8/11/2022	<0.005	
2/10/2023	<0.005	
8/3/2023	0.0011 (J)	
2/16/2024	<0.005	
7/31/2024	<0.005	
2/25/2025	<0.005	
8/21/2025		<0.005
2/13/2026		<0.005

ND substitution: RL or RL/2 if <15% NDs.

Prediction Limit

Constituent: Nickel (mg/L) Analysis Run 5/1/2026 4:33 PM View: Appendix I Intrawell

Plant Bowen Client: Southern Company Data: Bowen LF 3-8

	GWC-24R	GWC-24R
9/16/2014	<0.005	
10/4/2014	<0.005	
10/23/2014	<0.005	
11/10/2014	<0.005	
3/4/2015	<0.005	
3/20/2015	<0.005	
4/8/2015	<0.005	
4/23/2015	<0.005	
7/30/2015	<0.005	
3/4/2016	<0.005	
7/12/2016	<0.005	
3/20/2017	0.0003 (J)	
9/19/2017	<0.005	
3/13/2018	<0.005	
9/11/2018	<0.005	
3/8/2019	<0.005	
9/5/2019	<0.005	
3/3/2020	<0.005	
9/9/2020	<0.005	
3/9/2021	<0.005	
7/29/2021	<0.005	
1/28/2022	<0.005	
8/9/2022	<0.005	
2/9/2023	<0.005	
8/3/2023	<0.005	
2/15/2024	<0.005	
7/31/2024	<0.005	
2/24/2025	<0.005	
8/26/2025		<0.005
2/12/2026		<0.005

ND substitution: RL or RL/2 if <15% NDs.

Prediction Limit

Constituent: Nickel (mg/L) Analysis Run 5/1/2026 4:33 PM View: Appendix I Intrawell

Plant Bowen Client: Southern Company Data: Bowen LF 3-8

	GWC-25R	GWC-25R
9/16/2014	<0.005	
10/4/2014	<0.005	
10/23/2014	<0.005	
11/10/2014	<0.005	
3/4/2015	<0.005	
3/20/2015	<0.005	
4/9/2015	<0.005	
4/23/2015	<0.005	
7/30/2015	<0.005	
3/8/2016	<0.005	
7/18/2016	<0.005	
3/16/2017	0.0012 (J)	
9/19/2017	<0.005	
3/13/2018	<0.005	
9/11/2018	<0.005	
3/8/2019	<0.005	
9/5/2019	<0.005	
3/3/2020	<0.005	
9/4/2020	<0.005	
3/9/2021	<0.005	
8/2/2021	<0.005	
1/27/2022	<0.005	
8/9/2022	<0.005	
2/9/2023	<0.005	
8/3/2023	<0.005	
2/16/2024	<0.005	
7/31/2024	<0.005	
2/25/2025	<0.005	
8/18/2025		<0.005
2/13/2026		<0.005

ND substitution: RL or RL/2 if <15% NDs.

Prediction Limit

Constituent: Nickel (mg/L) Analysis Run 5/1/2026 4:33 PM View: Appendix I Intrawell

Plant Bowen Client: Southern Company Data: Bowen LF 3-8

	GWC-34	GWC-34
6/21/2023	0.0067	
8/7/2023	0.007	
10/10/2023	0.0074	
12/13/2023	0.0064	
2/29/2024	0.0078	
4/24/2024	0.0085	
6/13/2024	0.0084	
8/28/2024	0.0099	
9/4/2025		0.012
3/2/2026		0.012

Prediction Limit

Constituent: Nickel (mg/L) Analysis Run 5/1/2026 4:33 PM View: Appendix I Intrawell

Plant Bowen Client: Southern Company Data: Bowen LF 3-8

	GWC-34R	GWC-34R
6/21/2023	0.0012 (J)	
8/7/2023	0.0013 (J)	
10/10/2023	<0.005	
12/13/2023	0.0021 (J)	
2/29/2024	<0.005	
4/24/2024	<0.005	
6/13/2024	<0.005	
8/28/2024	<0.005	
9/4/2025		0.002 (J)
3/2/2026		0.0022 (J)

ND substitution: RL or RL/2 if <15% NDs.

Prediction Limit

Constituent: Nickel (mg/L) Analysis Run 5/1/2026 4:33 PM View: Appendix I Intrawell

Plant Bowen Client: Southern Company Data: Bowen LF 3-8

	GWC-36RA	GWC-36RA
9/15/2014	0.01	
10/3/2014	<0.005	
10/20/2014	0.0043	
11/10/2014	<0.005	
3/2/2015	<0.005	
3/17/2015	<0.005	
4/5/2015	0.0016 (J)	
4/21/2015	0.0033	
7/28/2015	0.0032	
3/1/2016	<0.005	
7/6/2016	0.0007 (J)	
3/14/2017	0.0007 (J)	
9/15/2017	<0.005	
3/12/2018	<0.005	
9/6/2018	<0.005	
3/7/2019	<0.005	
9/4/2019	<0.005	
3/2/2020	0.00051 (J)	
9/14/2020	<0.005	
3/26/2021	<0.005	
7/27/2021	0.0017 (J)	
1/26/2022	<0.005	
8/8/2022	<0.005	
2/8/2023	<0.005	
8/3/2023	<0.005	
2/13/2024	<0.005	
7/30/2024	<0.005	
2/19/2025	<0.005	
8/21/2025		<0.005
2/12/2026		<0.005

ND substitution: RL or RL/2 if <15% NDs.

Prediction Limit

Constituent: Nickel (mg/L) Analysis Run 5/1/2026 4:33 PM View: Appendix I Intrawell

Plant Bowen Client: Southern Company Data: Bowen LF 3-8

	GWC-37	GWC-37
9/16/2014	0.018	
10/3/2014	0.022	
10/20/2014	0.022	
11/10/2014	0.018	
3/2/2015	0.016	
3/17/2015	0.015	
4/5/2015	0.016	
4/22/2015	0.016	
7/28/2015	0.018	
3/1/2016	0.0138	
7/8/2016	0.014	
3/14/2017	0.0087 (J)	
9/15/2017	0.0053 (J)	
3/12/2018	0.0054 (J)	
9/6/2018	0.0069 (J)	
3/6/2019	0.0075 (J)	
9/4/2019	0.0059 (J)	
3/2/2020	0.0079 (J)	
9/3/2020	0.0096 (J)	
2/24/2021	0.01	
7/28/2021	0.019	
1/26/2022	0.016	
8/8/2022	0.0097	
2/8/2023	0.012	
8/2/2023	0.013	
2/13/2024	<0.005	
7/30/2024	0.011	
2/19/2025	0.017	
8/27/2025		0.014
2/12/2026		0.018

ND substitution: RL or RL/2 if <15% NDs.

Prediction Limit

Constituent: Nickel (mg/L) Analysis Run 5/1/2026 4:33 PM View: Appendix I Intrawell

Plant Bowen Client: Southern Company Data: Bowen LF 3-8

	GWC-38	GWC-38
9/16/2014	0.0028	
10/3/2014	0.0036	
10/20/2014	0.0025	
11/10/2014	0.0026	
3/2/2015	0.017	
3/17/2015	0.0057	
4/6/2015	0.0022 (J)	
4/22/2015	0.0015 (J)	
7/28/2015	0.0015 (J)	
3/2/2016	<0.005	
7/7/2016	0.0014 (J)	
3/23/2017	0.0022 (J)	
9/19/2017	0.0011 (J)	
3/13/2018	<0.005	
9/6/2018	<0.005	
3/7/2019	<0.005	
9/4/2019	0.0008 (J)	
3/2/2020	0.001 (J)	
9/3/2020	0.00089 (J)	
2/24/2021	0.00091 (J)	
7/28/2021	0.00096 (J)	
1/25/2022	0.00093 (J)	
8/5/2022	0.00085 (J)	
2/8/2023	0.00091 (J)	
8/2/2023	0.0009 (J)	
2/13/2024	<0.005	
7/30/2024	<0.005	
2/19/2025	0.0014 (J)	
8/21/2025		<0.005
2/12/2026		0.0012 (J)

ND substitution: RL or RL/2 if <15% NDs.

Prediction Limit

Constituent: Nickel (mg/L) Analysis Run 5/1/2026 4:33 PM View: Appendix I Intrawell

Plant Bowen Client: Southern Company Data: Bowen LF 3-8

	GWC-57	GWC-57
6/21/2023	0.00094 (J)	
8/8/2023	<0.005	
10/10/2023	<0.005	
12/13/2023	<0.005	
3/4/2024	<0.005	
4/24/2024	<0.005	
6/13/2024	<0.005	
8/27/2024	<0.005	
3/4/2025	<0.005	
8/15/2025		0.0017 (J)
3/2/2026		0.00095 (J)

ND substitution: RL or RL/2 if <15% NDs.

Prediction Limit

Constituent: Selenium (mg/L) Analysis Run 5/1/2026 4:33 PM View: Appendix I Intrawell

Plant Bowen Client: Southern Company Data: Bowen LF 3-8

	GWA-2	GWA-2
8/23/2007	<0.005	
10/24/2007	<0.005	
11/18/2007	<0.005	
1/31/2008	<0.005	
3/11/2008	<0.005	
5/6/2008	<0.005	
12/4/2008	<0.005	
4/21/2009	<0.005	
10/7/2009	<0.005	
4/26/2010	<0.005	
10/4/2010	<0.005	
4/13/2011	<0.005	
10/5/2011	<0.005	
4/11/2012	<0.005	
10/9/2012	<0.005	
4/15/2013	<0.005	
10/15/2013	<0.005	
4/22/2014	<0.005	
9/30/2014	<0.005	
3/30/2015	<0.005	
10/13/2015	<0.005	
3/23/2016	<0.005	
5/20/2016	0.00216 (J)	
7/29/2016	0.001 (J)	
9/23/2016	<0.005	
11/9/2016	<0.005	
1/31/2017	<0.005	
3/30/2017	<0.005	
6/12/2017	<0.005	
10/2/2017	<0.005	
3/19/2018	0.0016 (J)	
9/14/2018	<0.005	
3/20/2019	<0.005	
9/12/2019	<0.005	
3/11/2020	0.0021 (J)	
9/15/2020	<0.005	
3/17/2021	0.0045 (J)	
8/9/2021	<0.005	
2/1/2022	<0.005	
8/16/2022	<0.005	
2/16/2023	0.0014 (J)	
7/27/2023	<0.005	
2/22/2024	<0.005	
8/7/2024	<0.005	
2/27/2025	<0.005	
9/2/2025		<0.005
2/18/2026		0.00066 (J)

ND substitution: RL or RL/2 if <15% NDs.

Prediction Limit

Constituent: Selenium (mg/L) Analysis Run 5/1/2026 4:33 PM View: Appendix I Intrawell

Plant Bowen Client: Southern Company Data: Bowen LF 3-8

	GWA-2R	GWA-2R
8/23/2007	<0.005	
10/24/2007	<0.005	
11/18/2007	<0.005	
1/31/2008	<0.005	
3/10/2008	<0.005	
5/13/2008	<0.005	
12/4/2008	<0.005	
4/21/2009	<0.005	
10/8/2009	<0.005	
4/21/2010	<0.005	
9/28/2010	<0.005	
4/12/2011	<0.005	
10/4/2011	<0.005	
4/3/2012	<0.005	
10/9/2012	<0.005	
4/11/2013	<0.005	
10/16/2013	<0.005	
4/10/2014	<0.005	
9/30/2014	<0.005	
3/30/2015	<0.005	
10/13/2015	<0.005	
3/23/2016	<0.005	
5/19/2016	<0.005	
7/29/2016	<0.005	
9/22/2016	<0.005	
11/10/2016	<0.005	
1/31/2017	<0.005	
4/3/2017	<0.005	
6/9/2017	<0.005	
10/2/2017	<0.005	
3/16/2018	<0.005	
9/14/2018	<0.005	
3/19/2019	<0.005	
9/13/2019	<0.005	
3/11/2020	<0.005	
9/15/2020	<0.005	
3/16/2021	0.0021 (J)	
8/9/2021	<0.005	
2/1/2022	<0.005	
8/16/2022	<0.005	
2/16/2023	<0.005	
7/27/2023	<0.005	
2/26/2024	<0.005	
8/6/2024	<0.005	
2/27/2025	<0.005	
9/2/2025		<0.005
2/18/2026		<0.005

ND substitution: RL or RL/2 if <15% NDs.

Prediction Limit

Constituent: Selenium (mg/L) Analysis Run 5/1/2026 4:33 PM View: Appendix I Intrawell

Plant Bowen Client: Southern Company Data: Bowen LF 3-8

	GWA-4RZ	GWA-4RZ
5/20/2009	<0.005	
10/19/2009	<0.005	
4/27/2010	<0.005	
10/4/2010	<0.005	
4/14/2011	<0.005	
10/5/2011	<0.005	
4/11/2012	<0.005	
10/2/2012	<0.005	
4/11/2013	<0.005	
10/21/2013	<0.005	
4/23/2014	<0.005	
10/4/2014	<0.005	
3/31/2015	<0.005	
10/11/2015	<0.005	
2/22/2017	<0.005	
4/7/2017	<0.005	
6/14/2017	<0.005	
7/12/2017	<0.005	
7/20/2017	<0.005	
7/28/2017	<0.005	
8/9/2017	<0.005	
8/24/2017	<0.005	
10/3/2017	<0.005	
3/21/2018	<0.005	
9/18/2018	<0.005	
3/21/2019	<0.005	
9/13/2019	<0.005	
3/12/2020	<0.005	
9/17/2020	<0.005	
3/16/2021	<0.005	
8/10/2021	<0.005	
2/3/2022	<0.005	
8/17/2022	<0.005	
2/17/2023	<0.005	
7/28/2023	<0.005	
2/27/2024	<0.005	
8/8/2024	<0.005	
2/28/2025	<0.005	
9/3/2025		<0.005
2/18/2026		0.00056 (J)

ND substitution: RL or RL/2 if <15% NDs.

Prediction Limit

Constituent: Selenium (mg/L) Analysis Run 5/1/2026 4:33 PM View: Appendix I Intrawell

Plant Bowen Client: Southern Company Data: Bowen LF 3-8

	GWA-43	GWA-43
3/11/2016	0.00236 (J)	
5/13/2016	<0.005	
7/19/2016	<0.005	
9/16/2016	<0.005	
11/2/2016	<0.005	
1/18/2017	<0.005	
3/28/2017	<0.005	
6/6/2017	<0.005	
9/22/2017	<0.005	
3/14/2018	<0.005	
9/12/2018	<0.005	
3/13/2019	<0.005	
9/11/2019	<0.005	
3/9/2020	<0.005	
9/11/2020	<0.005	
3/11/2021	<0.005	
8/6/2021	<0.005	
1/31/2022	<0.005	
8/11/2022	<0.005	
2/14/2023	<0.005	
7/25/2023	<0.005	
2/20/2024	<0.005	
8/2/2024	<0.005	
2/25/2025	<0.005	
8/28/2025		<0.005
2/16/2026		<0.005

ND substitution: RL or RL/2 if <15% NDs.

Prediction Limit

Constituent: Selenium (mg/L) Analysis Run 5/1/2026 4:33 PM View: Appendix I Intrawell

Plant Bowen Client: Southern Company Data: Bowen LF 3-8

	GWC-23R	GWC-23R
9/18/2014	<0.005	
10/5/2014	<0.005	
10/22/2014	<0.005	
11/5/2014	<0.005	
3/4/2015	<0.005	
3/20/2015	<0.005	
4/8/2015	<0.005	
4/23/2015	<0.005	
7/30/2015	<0.005	
3/9/2016	<0.005	
5/6/2016	<0.005	
7/15/2016	<0.005	
9/14/2016	<0.005	
11/1/2016	<0.005	
1/25/2017	<0.005	
3/22/2017	<0.005	
5/24/2017	<0.005	
9/21/2017	<0.005	
3/14/2018	<0.005	
9/11/2018	<0.005	
3/12/2019	<0.005	
9/6/2019	<0.005	
3/5/2020	<0.005	
9/9/2020	0.0017 (J)	
3/10/2021	<0.005	
7/30/2021	<0.005	
1/28/2022	<0.005	
8/11/2022	<0.005	
2/10/2023	<0.005	
8/3/2023	<0.005	
2/16/2024	<0.005	
7/31/2024	<0.005	
2/25/2025	<0.005	
8/21/2025		<0.005
2/13/2026		<0.005

ND substitution: RL or RL/2 if <15% NDs.

Prediction Limit

Constituent: Selenium (mg/L) Analysis Run 5/1/2026 4:33 PM View: Appendix I Intrawell

Plant Bowen Client: Southern Company Data: Bowen LF 3-8

	GWC-26	GWC-26
6/20/2023	<0.005	
8/7/2023	<0.005	
10/12/2023	<0.005	
12/12/2023	<0.005	
2/29/2024	0.0044 (J)	
4/23/2024	0.0012 (J)	
6/12/2024	<0.005	
8/27/2024	0.001 (J)	
3/4/2025	0.0013 (J)	
8/15/2025		<0.005
2/24/2026		0.00071 (J)

ND substitution: RL or RL/2 if <15% NDs.

Prediction Limit

Constituent: Selenium (mg/L) Analysis Run 5/1/2026 4:33 PM View: Appendix I Intrawell

Plant Bowen Client: Southern Company Data: Bowen LF 3-8

	GWC-27	GWC-27
6/23/2023	<0.005	
8/7/2023	<0.005	
10/12/2023	<0.005	
12/12/2023	<0.005	
2/29/2024	<0.005	
4/23/2024	0.0012 (J)	
6/12/2024	<0.005	
8/26/2024	<0.005	
3/4/2025	<0.005	
8/20/2025		<0.005
3/2/2026		0.00096 (J)

ND substitution: RL or RL/2 if <15% NDs.

Prediction Limit

Constituent: Selenium (mg/L) Analysis Run 5/1/2026 4:33 PM View: Appendix I Intrawell

Plant Bowen Client: Southern Company Data: Bowen LF 3-8

	GWC-29R	GWC-29R
6/27/2023	0.0014 (J)	
8/10/2023	<0.005	
10/13/2023	<0.005	
12/13/2023	<0.005	
3/1/2024	<0.005	
4/24/2024	0.0011 (J)	
6/12/2024	<0.005	
8/27/2024	0.0016 (J)	
3/6/2025	<0.005	
8/19/2025		<0.005
2/26/2026		0.0012 (J)

ND substitution: RL or RL/2 if <15% NDs.

Prediction Limit

Constituent: Selenium (mg/L) Analysis Run 5/1/2026 4:33 PM View: Appendix I Intrawell

Plant Bowen Client: Southern Company Data: Bowen LF 3-8

	GWC-30	GWC-30
6/27/2023	<0.005	
8/9/2023	<0.005	
10/13/2023	<0.005	
12/13/2023	0.0011 (J)	
3/1/2024	<0.005	
4/24/2024	<0.005	
6/12/2024	<0.005	
8/27/2024	<0.005	
3/5/2025	<0.005	
8/19/2025		<0.005
2/27/2026		<0.005

ND substitution: RL or RL/2 if <15% NDs.

Prediction Limit

Constituent: Selenium (mg/L) Analysis Run 5/1/2026 4:33 PM View: Appendix I Intrawell

Plant Bowen Client: Southern Company Data: Bowen LF 3-8

	GWC-33R	GWC-33R
6/21/2023	<0.005	
8/8/2023	<0.005	
10/11/2023	<0.005	
12/13/2023	<0.005	
3/4/2024	<0.005	
4/23/2024	<0.005	
6/13/2024	<0.005	
8/27/2024	0.00099 (J)	
3/5/2025	<0.005	
8/19/2025		<0.005
3/3/2026		<0.005

ND substitution: RL or RL/2 if <15% NDs.

Prediction Limit

Constituent: Selenium (mg/L) Analysis Run 5/1/2026 4:33 PM View: Appendix I Intrawell

Plant Bowen Client: Southern Company Data: Bowen LF 3-8

	GWC-36A	GWC-36A
4/6/2022	<0.005	
8/8/2022	<0.005	
2/8/2023	<0.005	
8/2/2023	<0.005	
2/13/2024	<0.005	
7/30/2024	<0.005	
2/19/2025	<0.005	
8/21/2025		<0.005
2/12/2026		0.0005 (J)

ND substitution: RL or RL/2 if <15% NDs.

Prediction Limit

Constituent: Silver (mg/L) Analysis Run 5/1/2026 4:33 PM View: Appendix I Intrawell

Plant Bowen Client: Southern Company Data: Bowen LF 3-8

	GWA-50	GWA-50
12/12/2008	<0.005	
4/23/2009	<0.005	
10/6/2009	<0.005	
4/27/2010	<0.005	
9/30/2010	<0.005	
4/14/2011	<0.005	
10/5/2011	<0.005	
4/11/2012	<0.005	
10/2/2012	<0.005	
4/9/2013	<0.005	
10/15/2013	<0.005	
4/10/2014	0.00075 (J)	
10/1/2014	<0.005	
3/30/2015	<0.005	
10/11/2015	<0.005	
3/28/2016	<0.005	
8/1/2016	0.0004 (J)	
4/7/2017	0.0005 (J)	
10/2/2017	0.0006 (J)	
3/16/2018	<0.005	
9/17/2018	<0.005	
3/19/2019	<0.005	
9/13/2019	0.00045 (J)	
3/11/2020	0.00039 (J)	
9/16/2020	0.00042 (J)	
3/17/2021	0.00044 (J)	
8/9/2021	<0.005	
2/1/2022	<0.005	
8/16/2022	<0.005	
2/16/2023	<0.005	
7/28/2023	0.00044 (J)	
2/22/2024	0.00052 (J)	
8/8/2024	0.00056 (J)	
2/27/2025	0.00061 (J)	
9/2/2025		0.00048 (J)
2/17/2026		0.00056 (J)

ND substitution: RL or RL/2 if <15% NDs.

Prediction Limit

Constituent: Silver (mg/L) Analysis Run 5/1/2026 4:33 PM View: Appendix I Intrawell

Plant Bowen Client: Southern Company Data: Bowen LF 3-8

	GWA-50R	GWA-50R
12/12/2008	<0.0025	
4/23/2009	<0.0025	
10/6/2009	0.0048	
5/3/2010	<0.0025	
10/11/2010	<0.0025	
4/27/2011	0.004	
10/19/2011	<0.0025	
5/1/2012	<0.0025	
10/2/2012	<0.0025	
4/10/2013	<0.0025	
10/16/2013	0.0034	
4/22/2014	0.0034	
10/1/2014	0.0012 (J)	
3/30/2015	0.003	
10/11/2015	0.0018 (J)	
3/28/2016	0.0022 (J)	
8/1/2016	0.0016 (J)	
4/3/2017	0.0022 (J)	
10/2/2017	0.0021 (J)	
3/16/2018	0.0023 (J)	
9/18/2018	0.0017 (J)	
3/19/2019	0.0017 (J)	
9/12/2019	0.0028 (J)	
3/11/2020	0.0013 (J)	
9/15/2020	0.0012 (J)	
3/17/2021	0.0026 (J)	
8/9/2021	0.0015 (J)	
2/2/2022	0.0012 (J)	
8/17/2022	0.0021 (J)	
2/16/2023	0.0011 (J)	
7/28/2023	0.00091 (J)	
2/22/2024	0.0013 (J)	
8/8/2024	0.0011 (J)	
2/28/2025	0.0016 (J)	
9/2/2025		0.001
2/17/2026		0.0015

ND substitution: RL or RL/2 if <15% NDs.

Prediction Limit

Constituent: Silver (mg/L) Analysis Run 5/1/2026 4:33 PM View: Appendix I Intrawell

Plant Bowen Client: Southern Company Data: Bowen LF 3-8

	GWC-16R	GWC-16R
9/16/2014	<0.001	
10/4/2014	<0.001	
10/21/2014	<0.001	
11/11/2014	<0.001	
3/3/2015	<0.001	
3/18/2015	<0.001	
4/6/2015	0.0013 (J)	
4/23/2015	<0.001	
7/29/2015	<0.001	
3/3/2016	<0.001	
7/13/2016	<0.001	
3/20/2017	<0.001	
9/21/2017	<0.001	
3/14/2018	<0.001	
9/7/2018	<0.001	
3/11/2019	<0.001	
9/9/2019	<0.001	
3/4/2020	<0.001	
9/9/2020	<0.001	
3/9/2021	<0.001	
7/30/2021	<0.001	
1/28/2022	<0.001	
8/11/2022	<0.001	
2/10/2023	<0.001	
8/4/2023	<0.001	
2/15/2024	<0.001	
7/31/2024	<0.001	
2/25/2025	<0.001	
8/21/2025		<0.001
2/13/2026		<0.001

ND substitution: RL or RL/2 if <15% NDs.

Prediction Limit

Constituent: Silver (mg/L) Analysis Run 5/1/2026 4:33 PM View: Appendix I Intrawell

Plant Bowen Client: Southern Company Data: Bowen LF 3-8

	GWC-17R	GWC-17R
9/17/2014	<0.001	
10/4/2014	<0.001	
10/21/2014	<0.001	
11/11/2014	0.0007 (J)	
3/3/2015	0.00052 (J)	
3/18/2015	<0.001	
4/6/2015	<0.001	
4/23/2015	<0.001	
7/29/2015	<0.001	
3/4/2016	<0.001	
7/14/2016	<0.001	
3/21/2017	<0.001	
9/22/2017	<0.001	
3/14/2018	<0.001	
9/11/2018	<0.001	
3/12/2019	<0.001	
9/10/2019	<0.001	
3/5/2020	<0.001	
9/9/2020	<0.001	
3/10/2021	<0.001	
7/30/2021	<0.001	
1/28/2022	<0.001	
8/11/2022	<0.001	
2/10/2023	<0.001	
8/3/2023	<0.001	
2/15/2024	<0.001	
7/31/2024	<0.001	
2/25/2025	<0.001	
8/22/2025		<0.001
2/13/2026		<0.001

ND substitution: RL or RL/2 if <15% NDs.

Prediction Limit

Constituent: Silver (mg/L) Analysis Run 5/1/2026 4:33 PM View: Appendix I Intrawell

Plant Bowen Client: Southern Company Data: Bowen LF 3-8

	GWC-18R	GWC-18R
9/17/2014	0.00058 (J)	
10/4/2014	<0.001	
10/21/2014	<0.001	
11/11/2014	<0.001	
3/3/2015	<0.001	
3/18/2015	<0.001	
4/7/2015	<0.001	
4/23/2015	<0.001	
7/29/2015	<0.001	
3/7/2016	<0.001	
7/13/2016	<0.001	
3/20/2017	<0.001	
9/21/2017	<0.001	
3/14/2018	<0.001	
9/7/2018	<0.001	
3/12/2019	<0.001	
9/6/2019	<0.001	
3/5/2020	<0.001	
9/9/2020	<0.001	
2/26/2021	<0.001	
7/29/2021	<0.001	
1/27/2022	<0.001	
8/10/2022	<0.001	
2/9/2023	<0.001	
8/4/2023	<0.001	
2/14/2024	<0.001	
7/31/2024	<0.001	
2/19/2025	<0.001	
8/22/2025		<0.001
2/12/2026		<0.001

ND substitution: RL or RL/2 if <15% NDs.

Prediction Limit

Constituent: Silver (mg/L) Analysis Run 5/1/2026 4:33 PM View: Appendix I Intrawell

Plant Bowen Client: Southern Company Data: Bowen LF 3-8

	GWC-38	GWC-38
9/16/2014	0.00051 (J)	
10/3/2014	<0.001	
10/20/2014	<0.001	
11/10/2014	<0.001	
3/2/2015	<0.001	
3/17/2015	<0.001	
4/6/2015	<0.001	
4/22/2015	<0.001	
7/28/2015	<0.001	
3/2/2016	<0.001	
7/7/2016	<0.001	
3/23/2017	<0.001	
9/19/2017	<0.001	
3/13/2018	<0.001	
9/6/2018	<0.001	
3/7/2019	<0.001	
9/4/2019	<0.001	
3/2/2020	<0.001	
9/3/2020	<0.001	
2/24/2021	<0.001	
7/28/2021	<0.001	
1/25/2022	<0.001	
8/5/2022	<0.001	
2/8/2023	<0.001	
8/2/2023	<0.001	
2/13/2024	<0.001	
7/30/2024	<0.001	
2/19/2025	<0.001	
8/21/2025		<0.001
2/12/2026		<0.001

ND substitution: RL or RL/2 if <15% NDs.

Prediction Limit

Constituent: Thallium (mg/L) Analysis Run 5/1/2026 4:33 PM View: Appendix I Intrawell

Plant Bowen Client: Southern Company Data: Bowen LF 3-8

	GWA-1	GWA-1
1/30/2008	<0.0005	
3/10/2008	<0.0005	
10/17/2011	<0.0005	
5/2/2012	<0.0005	
3/30/2015	7E-05 (J)	
10/13/2015	<0.0005	
3/22/2016	<0.0005	
5/19/2016	<0.0005	
7/29/2016	<0.0005	
9/23/2016	<0.0005	
11/9/2016	<0.0005	
1/30/2017	<0.0005	
3/30/2017	<0.0005	
6/9/2017	<0.0005	
10/2/2017	<0.0005	
3/16/2018	<0.0005	
9/17/2018	<0.0005	
3/20/2019	<0.0005	
9/12/2019	<0.0005	
3/11/2020	<0.0005	
9/15/2020	<0.0005	
3/16/2021	<0.0005	
8/9/2021	<0.0005	
2/1/2022	<0.0005	
8/16/2022	<0.0005	
2/16/2023	<0.0005	
7/27/2023	<0.0005	
2/22/2024	<0.0005	
8/7/2024	<0.0005	
2/27/2025	<0.0005	
9/2/2025		<0.0005
2/18/2026		<0.0005

ND substitution: RL or RL/2 if <15% NDs.

Prediction Limit

Constituent: Thallium (mg/L) Analysis Run 5/1/2026 4:33 PM View: Appendix I Intrawell

Plant Bowen Client: Southern Company Data: Bowen LF 3-8

	GWA-2R	GWA-2R
1/31/2008	<0.0005	
3/10/2008	<0.0005	
4/3/2012	<0.0005	
3/30/2015	7E-05 (J)	
10/13/2015	<0.0005	
3/23/2016	<0.0005	
5/19/2016	<0.0005	
7/29/2016	<0.0005	
9/22/2016	<0.0005	
11/10/2016	<0.0005	
1/31/2017	<0.0005	
4/3/2017	<0.0005	
6/9/2017	<0.0005	
10/2/2017	<0.0005	
3/16/2018	<0.0005	
9/14/2018	<0.0005	
3/19/2019	<0.0005	
9/13/2019	6.2E-05 (J)	
3/11/2020	<0.0005	
9/15/2020	<0.0005	
3/16/2021	<0.0005	
8/9/2021	<0.0005	
2/1/2022	<0.0005	
8/16/2022	<0.0005	
2/16/2023	<0.0005	
7/27/2023	<0.0005	
2/26/2024	<0.0005	
8/6/2024	<0.0005	
2/27/2025	<0.0005	
9/2/2025		<0.0005
2/18/2026		<0.0005

ND substitution: RL or RL/2 if <15% NDs.

Prediction Limit

Constituent: Thallium (mg/L) Analysis Run 5/1/2026 4:33 PM View: Appendix I Intrawell

Plant Bowen Client: Southern Company Data: Bowen LF 3-8

	GWA-3A	GWA-3A
1/31/2008	<0.0005	
3/11/2008	<0.0005	
4/28/2010	<0.0005	
5/1/2012	<0.0005	
3/31/2015	6E-05 (J)	
10/12/2015	<0.0005	
3/23/2016	<0.0005	
5/23/2016	<0.0005	
7/29/2016	<0.0005	
9/22/2016	<0.0005	
11/10/2016	<0.0005	
1/31/2017	<0.0005	
3/30/2017	<0.0005	
6/12/2017	<0.0005	
10/4/2017	<0.0005	
3/19/2018	<0.0005	
9/17/2018	<0.0005	
3/20/2019	<0.0005	
9/13/2019	<0.0005	
3/11/2020	<0.0005	
3/29/2021	<0.0005	
8/9/2021	<0.0005	
2/2/2022	<0.0005	
8/16/2022	<0.0005	
2/17/2023	<0.0005	
8/1/2023	<0.0005	
2/22/2024	<0.0005	
8/8/2024	<0.0005	
2/26/2025	<0.0005	
9/2/2025		<0.0005
2/17/2026		<0.0005

ND substitution: RL or RL/2 if <15% NDs.

Prediction Limit

Constituent: Thallium (mg/L) Analysis Run 5/1/2026 4:33 PM View: Appendix I Intrawell

Plant Bowen Client: Southern Company Data: Bowen LF 3-8

	GWA-39Z	GWA-39Z
3/14/2016	<0.0005	
5/11/2016	<0.0005	
7/19/2016	0.0001 (J)	
9/15/2016	<0.0005	
11/2/2016	<0.0005	
1/18/2017	<0.0005	
3/28/2017	5E-05 (J)	
6/7/2017	<0.0005	
9/26/2017	7E-05 (J)	
3/14/2018	<0.0005	
9/12/2018	<0.0005	
3/15/2019	<0.0005	
9/9/2019	<0.0005	
3/9/2020	<0.0005	
9/10/2020	<0.0005	
3/12/2021	<0.0005	
8/4/2021	<0.0005	
1/31/2022	<0.0005	
8/10/2022	<0.0005	
2/13/2023	<0.0005	
7/26/2023	<0.0005	
2/19/2024	<0.0005	
8/1/2024	<0.0005	
2/25/2025	<0.0005	
8/28/2025		<0.0005
2/18/2026		<0.0005

ND substitution: RL or RL/2 if <15% NDs.

Prediction Limit

Constituent: Thallium (mg/L) Analysis Run 5/1/2026 4:33 PM View: Appendix I Intrawell

Plant Bowen Client: Southern Company Data: Bowen LF 3-8

	GWA-40	GWA-40
3/15/2016	<0.0005	
5/11/2016	<0.0005	
7/21/2016	<0.0005	
9/15/2016	<0.0005	
11/3/2016	<0.0005	
1/17/2017	<0.0005	
3/24/2017	<0.0005	
5/24/2017	<0.0005	
9/26/2017	<0.0005	
3/14/2018	<0.0005	
9/12/2018	<0.0005	
3/13/2019	<0.0005	
9/9/2019	<0.0005	
3/9/2020	7.8E-05 (J)	
9/11/2020	<0.0005	
3/10/2021	<0.0005	
8/4/2021	<0.0005	
1/31/2022	<0.0005	
8/12/2022	<0.0005	
2/13/2023	<0.0005	
7/26/2023	<0.0005	
2/19/2024	<0.0005	
8/1/2024	<0.0005	
2/25/2025	<0.0005	
8/27/2025		<0.0005
2/16/2026		<0.0005

ND substitution: RL or RL/2 if <15% NDs.

Prediction Limit

Constituent: Thallium (mg/L) Analysis Run 5/1/2026 4:33 PM View: Appendix I Intrawell

Plant Bowen Client: Southern Company Data: Bowen LF 3-8

	GWA-41R	GWA-41R
3/15/2016	<0.0005	
5/13/2016	<0.0005	
7/21/2016	<0.0005	
9/21/2016	<0.0005	
11/3/2016	<0.0005	
1/17/2017	<0.0005	
3/27/2017	<0.0005	
6/6/2017	0.0002 (J)	
9/25/2017	<0.0005	
3/14/2018	<0.0005	
9/12/2018	<0.0005	
3/14/2019	<0.0005	
9/10/2019	<0.0005	
3/9/2020	6.1E-05 (J)	
9/10/2020	<0.0005	
3/10/2021	<0.0005	
8/4/2021	<0.0005	
1/31/2022	<0.0005	
8/11/2022	<0.0005	
2/13/2023	<0.0005	
7/25/2023	<0.0005	
2/19/2024	<0.0005	
8/1/2024	<0.0005	
2/25/2025	<0.0005	
8/27/2025		<0.0005
2/16/2026		<0.0005

ND substitution: RL or RL/2 if <15% NDs.

Prediction Limit

Constituent: Thallium (mg/L) Analysis Run 5/1/2026 4:33 PM View: Appendix I Intrawell

Plant Bowen Client: Southern Company Data: Bowen LF 3-8

	GWA-42	GWA-42
3/11/2016	<0.0005	
5/16/2016	<0.0005	
7/22/2016	0.0002 (J)	
9/19/2016	<0.0005	
11/3/2016	<0.0005	
1/17/2017	<0.0005	
3/27/2017	<0.0005	
6/7/2017	<0.0005	
9/26/2017	<0.0005	
3/14/2018	<0.0005	
9/14/2018	<0.0005	
3/14/2019	<0.0005	
9/10/2019	<0.0005	
3/6/2020	8.6E-05 (J)	
9/10/2020	<0.0005	
3/11/2021	<0.0005	
8/4/2021	<0.0005	
1/31/2022	<0.0005	
8/10/2022	<0.0005	
2/13/2023	<0.0005	
7/26/2023	<0.0005	
2/20/2024	<0.0005	
8/1/2024	<0.0005	
2/25/2025	<0.0005	
8/28/2025		<0.0005
2/16/2026		<0.0005

ND substitution: RL or RL/2 if <15% NDs.

Prediction Limit

Constituent: Thallium (mg/L) Analysis Run 5/1/2026 4:33 PM View: Appendix I Intrawell

Plant Bowen Client: Southern Company Data: Bowen LF 3-8

	GWA-43	GWA-43
3/11/2016	<0.0005	
5/13/2016	<0.0005	
7/19/2016	9E-05 (J)	
9/16/2016	<0.0005	
11/2/2016	<0.0005	
1/18/2017	<0.0005	
3/28/2017	5E-05 (J)	
6/6/2017	<0.0005	
9/22/2017	<0.0005	
3/14/2018	<0.0005	
9/12/2018	<0.0005	
3/13/2019	<0.0005	
9/11/2019	6.2E-05 (J)	
3/9/2020	<0.0005	
9/11/2020	<0.0005	
3/11/2021	<0.0005	
8/6/2021	<0.0005	
1/31/2022	<0.0005	
8/11/2022	<0.0005	
2/14/2023	<0.0005	
7/25/2023	<0.0005	
2/20/2024	<0.0005	
8/2/2024	<0.0005	
2/25/2025	<0.0005	
8/28/2025		<0.0005
2/16/2026		<0.0005

ND substitution: RL or RL/2 if <15% NDs.

Prediction Limit

Constituent: Thallium (mg/L) Analysis Run 5/1/2026 4:33 PM View: Appendix I Intrawell

Plant Bowen Client: Southern Company Data: Bowen LF 3-8

	GWA-50R	GWA-50R
10/19/2011	<0.0005	
5/1/2012	<0.0005	
3/30/2015	<0.0005	
10/11/2015	<0.0005	
3/28/2016	<0.0005	
5/25/2016	<0.0005	
8/1/2016	<0.0005	
9/26/2016	<0.0005	
11/11/2016	<0.0005	
1/30/2017	<0.0005	
4/3/2017	<0.0005	
6/12/2017	<0.0005	
10/2/2017	<0.0005	
3/16/2018	<0.0005	
9/18/2018	<0.0005	
3/19/2019	<0.0005	
9/12/2019	<0.0005	
3/11/2020	5.9E-05 (J)	
9/15/2020	<0.0005	
3/17/2021	<0.0005	
8/9/2021	<0.0005	
2/2/2022	<0.0005	
8/17/2022	<0.0005	
2/16/2023	<0.0005	
7/28/2023	<0.0005	
2/22/2024	<0.0005	
8/8/2024	<0.0005	
2/28/2025	<0.0005	
9/2/2025		<0.0005
2/17/2026		<0.0005

ND substitution: RL or RL/2 if <15% NDs.

Prediction Limit

Constituent: Thallium (mg/L) Analysis Run 5/1/2026 4:33 PM View: Appendix I Intrawell

Plant Bowen Client: Southern Company Data: Bowen LF 3-8

	GWC-16R	GWC-16R
9/16/2014	0.0004 (J)	
10/4/2014	0.0004 (J)	
10/21/2014	0.0004 (J)	
11/11/2014	0.0005 (J)	
3/3/2015	0.0004 (J)	
3/18/2015	0.0005 (J)	
4/6/2015	0.0004 (J)	
4/23/2015	0.0004 (J)	
7/29/2015	0.0003 (J)	
3/3/2016	0.000344 (J)	
5/10/2016	<0.001	
7/13/2016	0.0004 (J)	
9/15/2016	<0.001	
11/2/2016	<0.001	
1/11/2017	0.0003 (J)	
3/20/2017	0.0003 (J)	
5/23/2017	0.0003 (J)	
9/21/2017	0.0002 (J)	
3/14/2018	0.00018 (J)	
9/7/2018	0.00016 (J)	
3/11/2019	0.00026 (J)	
9/9/2019	6E-05 (J)	
3/4/2020	0.00014 (J)	
9/9/2020	<0.001	
3/9/2021	<0.001	
7/30/2021	<0.001	
1/28/2022	<0.001	
8/11/2022	<0.001	
2/10/2023	<0.001	
8/4/2023	<0.001	
2/15/2024	<0.001	
7/31/2024	<0.001	
2/25/2025	0.00023 (J)	
8/21/2025		0.00019 (J)
2/13/2026		0.00017 (J)

ND substitution: RL or RL/2 if <15% NDs.

Prediction Limit

Constituent: Thallium (mg/L) Analysis Run 5/1/2026 4:33 PM View: Appendix I Intrawell

Plant Bowen Client: Southern Company Data: Bowen LF 3-8

	GWC-17R	GWC-17R
9/17/2014	<0.0005	
10/4/2014	<0.0005	
10/21/2014	<0.0005	
11/11/2014	<0.0005	
3/3/2015	<0.0005	
3/18/2015	<0.0005	
4/6/2015	<0.0005	
4/23/2015	<0.0005	
7/29/2015	<0.0005	
3/4/2016	<0.0005	
5/10/2016	<0.0005	
7/14/2016	0.0001 (J)	
9/14/2016	<0.0005	
11/1/2016	<0.0005	
1/11/2017	<0.0005	
3/21/2017	<0.0005	
5/23/2017	<0.0005	
9/22/2017	<0.0005	
3/14/2018	<0.0005	
9/11/2018	<0.0005	
3/12/2019	<0.0005	
9/10/2019	<0.0005	
3/5/2020	<0.0005	
9/9/2020	<0.0005	
3/10/2021	<0.0005	
7/30/2021	<0.0005	
1/28/2022	<0.0005	
8/11/2022	<0.0005	
2/10/2023	<0.0005	
8/3/2023	<0.0005	
2/15/2024	<0.0005	
7/31/2024	<0.0005	
2/25/2025	<0.0005	
8/22/2025		<0.0005
2/13/2026		<0.0005

ND substitution: RL or RL/2 if <15% NDs.

Prediction Limit

Constituent: Thallium (mg/L) Analysis Run 5/1/2026 4:33 PM View: Appendix I Intrawell

Plant Bowen Client: Southern Company Data: Bowen LF 3-8

	GWC-18	GWC-18
9/17/2014	0.0002 (J)	
10/4/2014	0.0002 (J)	
10/21/2014	0.0002 (J)	
11/5/2014	0.0003 (J)	
3/3/2015	0.0002 (J)	
3/18/2015	0.0002 (J)	
4/7/2015	0.0002 (J)	
4/23/2015	0.0002 (J)	
7/29/2015	0.0002 (J)	
3/7/2016	<0.0005	
5/5/2016	<0.0005	
7/13/2016	0.0002 (J)	
9/13/2016	<0.0005	
10/31/2016	<0.0005	
1/12/2017	<0.0005	
3/23/2017	0.0001 (J)	
5/23/2017	0.0001 (J)	
9/25/2017	0.0001 (J)	
3/14/2018	<0.0005	
9/11/2018	<0.0005	
3/12/2019	<0.0005	
9/9/2019	<0.0005	
3/6/2020	7.6E-05 (J)	
9/9/2020	<0.0005	
2/26/2021	<0.0005	
7/29/2021	<0.0005	
1/28/2022	<0.0005	
8/10/2022	<0.0005	
2/9/2023	<0.0005	
8/3/2023	<0.0005	
2/14/2024	<0.0005	
7/31/2024	<0.0005	
2/20/2025	<0.0005	
8/26/2025		<0.0005
2/12/2026		<0.0005

ND substitution: RL or RL/2 if <15% NDs.

Prediction Limit

Constituent: Thallium (mg/L) Analysis Run 5/1/2026 4:33 PM View: Appendix I Intrawell

Plant Bowen Client: Southern Company Data: Bowen LF 3-8

	GWC-20R	GWC-20R
9/18/2014	0.0001 (J)	
10/5/2014	0.0001 (J)	
10/22/2014	0.0001 (J)	
11/5/2014	0.0002 (J)	
3/4/2015	0.0001 (J)	
3/19/2015	0.0001 (J)	
4/7/2015	0.0001 (J)	
4/24/2015	0.0001 (J)	
7/30/2015	<0.0005	
3/8/2016	<0.0005	
5/9/2016	<0.0005	
7/14/2016	0.0001 (J)	
9/12/2016	<0.0005	
10/31/2016	<0.0005	
1/12/2017	<0.0005	
3/22/2017	4E-05 (J)	
5/22/2017	5E-05 (J)	
9/19/2017	6E-05 (J)	
3/14/2018	<0.0005	
9/10/2018	<0.0005	
3/12/2019	<0.0005	
9/6/2019	<0.0005	
3/5/2020	<0.0005	
9/4/2020	<0.0005	
3/9/2021	<0.0005	
8/2/2021	<0.0005	
1/27/2022	<0.0005	
8/9/2022	<0.0005	
2/10/2023	<0.0005	
8/3/2023	<0.0005	
2/15/2024	<0.0005	
8/1/2024	<0.0005	
2/20/2025	<0.0005	
8/26/2025		<0.0005
2/12/2026		<0.0005

ND substitution: RL or RL/2 if <15% NDs.

Prediction Limit

Constituent: Thallium (mg/L) Analysis Run 5/1/2026 4:33 PM View: Appendix I Intrawell

Plant Bowen Client: Southern Company Data: Bowen LF 3-8

	GWC-21R	GWC-21R
9/18/2014	0.0002 (J)	
10/5/2014	0.0002 (J)	
10/22/2014	0.0002 (J)	
11/5/2014	0.0002 (J)	
3/4/2015	0.0002 (J)	
3/19/2015	0.0002 (J)	
4/8/2015	0.0002 (J)	
4/24/2015	0.0002 (J)	
7/30/2015	0.0001 (J)	
3/8/2016	<0.001	
5/9/2016	0.000353 (J)	
7/15/2016	0.0002 (J)	
9/9/2016	<0.001	
10/27/2016	<0.001	
1/12/2017	<0.001	
3/21/2017	0.0002 (J)	
5/23/2017	0.0002 (J)	
9/19/2017	0.0002 (J)	
3/14/2018	<0.001	
9/10/2018	<0.001	
3/11/2019	<0.001	
9/6/2019	0.0002 (J)	
3/3/2020	7.1E-05 (J)	
9/8/2020	<0.001	
3/9/2021	<0.001	
8/2/2021	<0.001	
1/28/2022	0.00021 (J)	
8/10/2022	0.00031 (J)	
2/9/2023	0.00029 (J)	
8/4/2023	0.00022 (J)	
2/15/2024	<0.001	
8/2/2024	<0.001	
2/25/2025	0.00028 (J)	
8/22/2025		0.00024 (J)
2/17/2026		0.00022 (J)

ND substitution: RL or RL/2 if <15% NDs.

Prediction Limit

Constituent: Thallium (mg/L) Analysis Run 5/1/2026 4:33 PM View: Appendix I Intrawell

Plant Bowen Client: Southern Company Data: Bowen LF 3-8

	GWC-22R	GWC-22R
9/18/2014	<0.0005	
10/5/2014	0.0001 (J)	
10/22/2014	<0.0005	
11/5/2014	0.0001 (J)	
3/4/2015	0.0001 (J)	
3/19/2015	0.0001 (J)	
4/8/2015	0.0001 (J)	
4/24/2015	0.0001 (J)	
7/30/2015	0.0001 (J)	
3/7/2016	<0.0005	
5/5/2016	<0.0005	
7/14/2016	0.0001 (J)	
9/12/2016	<0.0005	
10/27/2016	<0.0005	
1/13/2017	<0.0005	
3/20/2017	0.0001 (J)	
5/23/2017	0.0001 (J)	
9/19/2017	8E-05 (J)	
3/13/2018	0.00017 (J)	
9/7/2018	<0.0005	
3/11/2019	0.00015 (J)	
9/5/2019	5.5E-05 (J)	
3/3/2020	7.2E-05 (J)	
9/8/2020	0.00016 (J)	
3/9/2021	<0.0005	
8/2/2021	<0.0005	
1/27/2022	<0.0005	
8/10/2022	<0.0005	
2/9/2023	<0.0005	
8/3/2023	<0.0005	
2/15/2024	<0.0005	
7/31/2024	<0.0005	
2/20/2025	<0.0005	
8/26/2025		<0.0005
2/13/2026		<0.0005

ND substitution: RL or RL/2 if <15% NDs.

Prediction Limit

Constituent: Thallium (mg/L) Analysis Run 5/1/2026 4:33 PM View: Appendix I Intrawell

Plant Bowen Client: Southern Company Data: Bowen LF 3-8

	GWC-23R	GWC-23R
9/18/2014	0.0002 (J)	
10/5/2014	0.0003 (J)	
10/22/2014	0.0002 (J)	
11/5/2014	0.0002 (J)	
3/4/2015	0.0002 (J)	
3/20/2015	0.0002 (J)	
4/8/2015	0.0002 (J)	
4/23/2015	0.0002 (J)	
7/30/2015	0.0001 (J)	
3/9/2016	0.000225 (J)	
5/6/2016	<0.001	
7/15/2016	0.0002 (J)	
9/14/2016	0.0002 (J)	
11/1/2016	<0.001	
1/25/2017	<0.001	
3/22/2017	0.0001 (J)	
5/24/2017	0.0001 (J)	
9/21/2017	0.0002 (J)	
3/14/2018	<0.001	
9/11/2018	<0.001	
3/12/2019	<0.001	
9/6/2019	0.0003 (J)	
3/5/2020	0.00018 (J)	
9/9/2020	0.00016 (J)	
3/10/2021	<0.001	
7/30/2021	0.00023 (J)	
1/28/2022	<0.001	
8/11/2022	<0.001	
2/10/2023	<0.001	
8/3/2023	<0.001	
2/16/2024	<0.001	
7/31/2024	<0.001	
2/25/2025	0.00022 (J)	
8/21/2025		0.00026 (J)
2/13/2026		0.00018 (J)

ND substitution: RL or RL/2 if <15% NDs.

Prediction Limit

Constituent: Thallium (mg/L) Analysis Run 5/1/2026 4:33 PM View: Appendix I Intrawell

Plant Bowen Client: Southern Company Data: Bowen LF 3-8

	GWC-24R	GWC-24R
9/16/2014	<0.0005	
10/4/2014	<0.0005	
10/23/2014	<0.0005	
11/10/2014	<0.0005	
3/4/2015	<0.0005	
3/20/2015	<0.0005	
4/8/2015	<0.0005	
4/23/2015	<0.0005	
7/30/2015	<0.0005	
3/4/2016	<0.0005	
5/5/2016	<0.0005	
7/12/2016	7E-05 (J)	
9/13/2016	<0.0005	
10/27/2016	<0.0005	
1/13/2017	<0.0005	
3/20/2017	4E-05 (J)	
5/19/2017	<0.0005	
9/19/2017	<0.0005	
3/13/2018	<0.0005	
9/11/2018	<0.0005	
3/8/2019	<0.0005	
9/5/2019	<0.0005	
3/3/2020	<0.0005	
9/9/2020	<0.0005	
3/9/2021	<0.0005	
7/29/2021	<0.0005	
1/28/2022	<0.0005	
8/9/2022	<0.0005	
2/9/2023	<0.0005	
8/3/2023	<0.0005	
2/15/2024	<0.0005	
7/31/2024	<0.0005	
2/24/2025	<0.0005	
8/26/2025		<0.0005
2/12/2026		<0.0005

ND substitution: RL or RL/2 if <15% NDs.

Prediction Limit

Constituent: Thallium (mg/L) Analysis Run 5/1/2026 4:33 PM View: Appendix I Intrawell

Plant Bowen Client: Southern Company Data: Bowen LF 3-8

	GWC-26	GWC-26
6/20/2023	0.00018 (J)	
8/7/2023	<0.0005	
10/12/2023	<0.0005	
12/12/2023	<0.0005	
2/29/2024	<0.0005	
4/23/2024	<0.0005	
6/12/2024	<0.0005	
8/27/2024	<0.0005	
3/4/2025	<0.0005	
8/15/2025		<0.0005
2/24/2026		<0.0005

ND substitution: RL or RL/2 if <15% NDs.

Prediction Limit

Constituent: Thallium (mg/L) Analysis Run 5/1/2026 4:33 PM View: Appendix I Intrawell

Plant Bowen Client: Southern Company Data: Bowen LF 3-8

	GWC-29	GWC-29
6/26/2023	0.00023 (J)	
8/7/2023	0.00023 (J)	
10/11/2023	<0.001	
12/12/2023	<0.001	
2/29/2024	<0.001	
4/23/2024	<0.001	
6/11/2024	<0.001	
8/26/2024	<0.001	
3/5/2025	0.00025 (J)	
8/18/2025		0.00022 (J)
2/26/2026		0.00025 (J)

ND substitution: RL or RL/2 if <15% NDs.

Prediction Limit

Constituent: Thallium (mg/L) Analysis Run 5/1/2026 4:33 PM View: Appendix I Intrawell

Plant Bowen Client: Southern Company Data: Bowen LF 3-8

	GWC-29R	GWC-29R
6/27/2023	<0.0005	
8/10/2023	<0.0005	
10/13/2023	<0.0005	
12/13/2023	<0.0005	
3/1/2024	<0.0005	
4/24/2024	<0.0005	
6/12/2024	<0.0005	
8/27/2024	<0.0005	
3/6/2025	0.00023 (J)	
8/19/2025		0.00028 (J)
2/26/2026		<0.0005

ND substitution: RL or RL/2 if <15% NDs.

Prediction Limit

Constituent: Thallium (mg/L) Analysis Run 5/1/2026 4:33 PM View: Appendix I Intrawell

Plant Bowen Client: Southern Company Data: Bowen LF 3-8

	GWC-31	GWC-31
6/23/2023	<0.0005	
8/9/2023	<0.0005	
10/11/2023	<0.0005	
12/12/2023	<0.0005	
3/1/2024	<0.0005	
4/23/2024	<0.0005	
6/12/2024	<0.0005	
8/26/2024	<0.0005	
3/5/2025	0.00016 (J)	
8/20/2025		<0.0005
2/25/2026		<0.0005

ND substitution: RL or RL/2 if <15% NDs.

Prediction Limit

Constituent: Thallium (mg/L) Analysis Run 5/1/2026 4:33 PM View: Appendix I Intrawell

Plant Bowen Client: Southern Company Data: Bowen LF 3-8

	GWC-36RA	GWC-36RA
9/15/2014	<0.0005	
10/3/2014	<0.0005	
10/20/2014	<0.0005	
11/10/2014	<0.0005	
3/2/2015	<0.0005	
3/17/2015	0.0001 (J)	
4/5/2015	7E-05 (J)	
4/21/2015	<0.0005	
7/28/2015	<0.0005	
3/1/2016	<0.0005	
5/2/2016	<0.0005	
7/6/2016	<0.0005	
9/7/2016	<0.0005	
10/25/2016	<0.0005	
1/5/2017	<0.0005	
3/14/2017	<0.0005	
5/16/2017	<0.0005	
9/15/2017	<0.0005	
3/12/2018	<0.0005	
9/6/2018	<0.0005	
3/7/2019	<0.0005	
9/4/2019	<0.0005	
3/2/2020	<0.0005	
9/14/2020	<0.0005	
3/26/2021	<0.0005	
7/27/2021	<0.0005	
1/26/2022	<0.0005	
8/8/2022	<0.0005	
2/8/2023	<0.0005	
8/3/2023	<0.0005	
2/13/2024	<0.0005	
7/30/2024	<0.0005	
2/19/2025	<0.0005	
8/21/2025		<0.0005
2/12/2026		<0.0005

ND substitution: RL or RL/2 if <15% NDs.

Prediction Limit

Constituent: Vanadium (mg/L) Analysis Run 5/1/2026 4:33 PM View: Appendix I Intrawell

Plant Bowen Client: Southern Company Data: Bowen LF 3-8

	GWA-1	GWA-1
8/23/2007	<0.005	
10/23/2007	<0.005	
11/18/2007	<0.005	
1/30/2008	<0.005	
3/10/2008	<0.005	
5/13/2008	<0.005	
12/5/2008	<0.005	
4/15/2009	<0.005	
10/7/2009	0.0099	
5/3/2010	<0.005	
10/12/2010	<0.005	
4/27/2011	<0.005	
10/17/2011	<0.005	
5/2/2012	<0.005	
10/8/2012	<0.005	
4/12/2013	<0.005	
10/16/2013	<0.005	
4/11/2014	<0.005	
9/30/2014	<0.005	
3/30/2015	0.0067	
10/13/2015	<0.005	
3/22/2016	0.00214 (J)	
7/29/2016	<0.005	
3/30/2017	<0.005	
10/2/2017	<0.005	
3/16/2018	<0.005	
9/17/2018	<0.005	
3/20/2019	<0.005	
9/12/2019	<0.005	
3/11/2020	<0.005	
9/15/2020	<0.005	
3/16/2021	<0.005	
8/9/2021	<0.005	
2/1/2022	<0.005	
8/16/2022	<0.005	
2/16/2023	<0.005	
7/27/2023	<0.005	
2/22/2024	<0.005	
8/7/2024	<0.005	
2/27/2025	<0.005	
9/2/2025		<0.005
2/18/2026		0.0012 (J)

ND substitution: RL or RL/2 if <15% NDs.

Prediction Limit

Constituent: Vanadium (mg/L) Analysis Run 5/1/2026 4:33 PM View: Appendix I Intrawell

Plant Bowen Client: Southern Company Data: Bowen LF 3-8

	GWA-2	GWA-2
8/23/2007	<0.005	
10/24/2007	<0.005	
11/18/2007	0.0051	
1/31/2008	<0.005	
3/11/2008	0.0032	
5/6/2008	<0.005	
12/4/2008	0.016 (O)	
4/21/2009	0.005	
10/7/2009	<0.005	
4/26/2010	<0.005	
10/4/2010	0.0025	
4/13/2011	<0.005	
10/5/2011	<0.005	
4/11/2012	<0.005	
10/9/2012	<0.005	
4/15/2013	<0.005	
10/15/2013	<0.005	
4/22/2014	<0.005	
9/30/2014	<0.005	
3/30/2015	0.0016 (J)	
10/13/2015	<0.005	
3/23/2016	<0.005	
7/29/2016	<0.005	
3/30/2017	<0.005	
10/2/2017	<0.005	
3/19/2018	<0.005	
9/14/2018	<0.005	
3/20/2019	<0.005	
9/12/2019	<0.005	
3/11/2020	<0.005	
9/15/2020	<0.005	
3/17/2021	<0.005	
8/9/2021	<0.005	
2/1/2022	<0.005	
8/16/2022	<0.005	
2/16/2023	<0.005	
7/27/2023	<0.005	
2/22/2024	<0.005	
8/7/2024	<0.005	
2/27/2025	<0.005	
9/2/2025		<0.005
2/18/2026		<0.005

ND substitution: RL or RL/2 if <15% NDs.

Prediction Limit

Constituent: Vanadium (mg/L) Analysis Run 5/1/2026 4:33 PM View: Appendix I Intrawell

Plant Bowen Client: Southern Company Data: Bowen LF 3-8

	GWA-2R	GWA-2R
8/23/2007	<0.005	
10/24/2007	<0.005	
11/18/2007	<0.005	
1/31/2008	0.0078	
3/10/2008	<0.005	
5/13/2008	<0.005	
12/4/2008	<0.005	
4/21/2009	0.0036	
10/8/2009	<0.005	
4/21/2010	<0.005	
9/28/2010	<0.005	
4/12/2011	<0.005	
10/4/2011	<0.005	
4/3/2012	<0.005	
10/9/2012	<0.005	
4/11/2013	<0.005	
10/16/2013	<0.005	
4/10/2014	0.0012 (J)	
9/30/2014	<0.005	
3/30/2015	<0.005	
10/13/2015	<0.005	
3/23/2016	<0.005	
7/29/2016	<0.005	
4/3/2017	<0.005	
10/2/2017	<0.005	
3/16/2018	<0.005	
9/14/2018	<0.005	
3/19/2019	<0.005	
9/13/2019	0.001 (J)	
3/11/2020	0.00084 (J)	
9/15/2020	<0.005	
3/16/2021	<0.005	
8/9/2021	<0.005	
2/1/2022	<0.005	
8/16/2022	<0.005	
2/16/2023	<0.005	
7/27/2023	<0.005	
2/26/2024	<0.005	
8/6/2024	0.0015 (J)	
2/27/2025	<0.005	
9/2/2025		<0.005
2/18/2026		<0.005

ND substitution: RL or RL/2 if <15% NDs.

Prediction Limit

Constituent: Vanadium (mg/L) Analysis Run 5/1/2026 4:33 PM View: Appendix I Intrawell

Plant Bowen Client: Southern Company Data: Bowen LF 3-8

	GWA-3A	GWA-3A
8/23/2007	<0.005	
11/2/2007	<0.005	
11/18/2007	0.0046	
1/31/2008	<0.005	
3/11/2008	<0.005	
5/14/2008	<0.005	
12/5/2008	<0.005	
4/15/2009	<0.005	
10/8/2009	<0.005	
4/28/2010	<0.005	
10/6/2010	<0.005	
4/21/2011	<0.005	
10/13/2011	<0.005	
5/1/2012	<0.005	
10/9/2012	<0.005	
4/11/2013	<0.005	
10/16/2013	<0.005	
4/23/2014	<0.005	
10/4/2014	<0.005	
3/31/2015	0.0023 (J)	
10/12/2015	<0.005	
3/23/2016	<0.005	
7/29/2016	<0.005	
3/30/2017	<0.005	
10/4/2017	<0.005	
3/19/2018	<0.005	
9/17/2018	<0.005	
3/20/2019	<0.005	
9/13/2019	<0.005	
3/11/2020	<0.005	
3/29/2021	<0.005	
8/9/2021	<0.005	
2/2/2022	<0.005	
8/16/2022	<0.005	
2/17/2023	<0.005	
8/1/2023	<0.005	
2/22/2024	<0.005	
8/8/2024	<0.005	
2/26/2025	<0.005	
9/2/2025		<0.005
2/17/2026		<0.005

ND substitution: RL or RL/2 if <15% NDs.

Prediction Limit

Constituent: Vanadium (mg/L) Analysis Run 5/1/2026 4:33 PM View: Appendix I Intrawell

Plant Bowen Client: Southern Company Data: Bowen LF 3-8

	GWA-4RZ	GWA-4RZ
5/20/2009	0.0052	
10/19/2009	<0.005	
4/27/2010	<0.005	
10/4/2010	0.01	
4/14/2011	<0.005	
10/5/2011	<0.005	
4/11/2012	<0.005	
10/2/2012	0.0053	
4/11/2013	<0.005	
10/21/2013	<0.005	
4/23/2014	<0.005	
10/4/2014	0.0089	
3/31/2015	0.0025 (J)	
10/11/2015	0.0019 (J)	
4/7/2017	<0.005	
10/3/2017	<0.005	
3/21/2018	<0.005	
9/18/2018	<0.005	
3/21/2019	<0.005	
9/13/2019	0.00084 (J)	
3/12/2020	<0.005	
9/17/2020	<0.005	
3/16/2021	<0.005	
8/10/2021	<0.005	
2/3/2022	<0.005	
8/17/2022	<0.005	
2/17/2023	<0.005	
7/28/2023	<0.005	
2/27/2024	<0.005	
8/8/2024	<0.005	
2/28/2025	<0.005	
9/3/2025		<0.005
2/18/2026		<0.005

ND substitution: RL or RL/2 if <15% NDs.

Prediction Limit

Constituent: Vanadium (mg/L) Analysis Run 5/1/2026 4:33 PM View: Appendix I Intrawell

Plant Bowen Client: Southern Company Data: Bowen LF 3-8

	GWA-39RZ	GWA-39RZ
2/21/2017	<0.005	
3/27/2017	<0.005	
9/29/2017	<0.005	
3/16/2018	<0.005	
9/14/2018	<0.005	
3/14/2019	<0.005	
9/11/2019	0.00086 (J)	
3/9/2020	<0.005	
9/16/2020	<0.005	
3/16/2021	<0.005	
8/6/2021	<0.005	
2/2/2022	<0.005	
8/16/2022	<0.005	
2/14/2023	<0.005	
7/25/2023	<0.005	
2/19/2024	0.001 (J)	
8/1/2024	<0.005	
2/26/2025	<0.005	
8/28/2025		<0.005
2/18/2026		<0.005

ND substitution: RL or RL/2 if <15% NDs.

Prediction Limit

Constituent: Vanadium (mg/L) Analysis Run 5/1/2026 4:33 PM View: Appendix I Intrawell

Plant Bowen Client: Southern Company Data: Bowen LF 3-8

	GWA-41R	GWA-41R
3/15/2016	<0.005	
5/13/2016	<0.005	
7/21/2016	<0.005	
9/21/2016	<0.005	
11/3/2016	<0.005	
1/17/2017	<0.005	
3/27/2017	<0.005	
9/25/2017	<0.005	
3/14/2018	<0.005	
9/12/2018	<0.005	
3/14/2019	<0.005	
9/10/2019	<0.005	
3/9/2020	<0.005	
9/10/2020	<0.005	
3/10/2021	<0.005	
8/4/2021	<0.005	
1/31/2022	<0.005	
8/11/2022	<0.005	
2/13/2023	<0.005	
7/25/2023	<0.005	
2/19/2024	0.001 (J)	
8/1/2024	<0.005	
2/25/2025	<0.005	
8/27/2025		<0.005
2/16/2026		<0.005

ND substitution: RL or RL/2 if <15% NDs.

Prediction Limit

Constituent: Vanadium (mg/L) Analysis Run 5/1/2026 4:33 PM View: Appendix I Intrawell

Plant Bowen Client: Southern Company Data: Bowen LF 3-8

	GWA-42	GWA-42
3/11/2016	<0.005	
5/16/2016	<0.005	
7/22/2016	<0.005	
9/19/2016	<0.005	
11/3/2016	<0.005	
1/17/2017	<0.005	
3/27/2017	<0.005	
9/26/2017	<0.005	
3/14/2018	<0.005	
9/14/2018	<0.005	
3/14/2019	<0.005	
9/10/2019	<0.005	
3/6/2020	<0.005	
9/10/2020	<0.005	
3/11/2021	<0.005	
8/4/2021	<0.005	
1/31/2022	<0.005	
8/10/2022	<0.005	
2/13/2023	<0.005	
7/26/2023	<0.005	
2/20/2024	0.0015 (J)	
8/1/2024	<0.005	
2/25/2025	<0.005	
8/28/2025		<0.005
2/16/2026		<0.005

ND substitution: RL or RL/2 if <15% NDs.

Prediction Limit

Constituent: Vanadium (mg/L) Analysis Run 5/1/2026 4:33 PM View: Appendix I Intrawell

Plant Bowen Client: Southern Company Data: Bowen LF 3-8

	GWA-43	GWA-43
3/11/2016	0.00204 (J)	
5/13/2016	<0.005	
7/19/2016	<0.005	
9/16/2016	<0.005	
11/2/2016	<0.005	
1/18/2017	<0.005	
3/28/2017	<0.005	
9/22/2017	<0.005	
3/14/2018	<0.005	
9/12/2018	<0.005	
3/13/2019	<0.005	
9/11/2019	<0.005	
3/9/2020	<0.005	
9/11/2020	<0.005	
3/11/2021	<0.005	
8/6/2021	<0.005	
1/31/2022	<0.005	
8/11/2022	<0.005	
2/14/2023	<0.005	
7/25/2023	<0.005	
2/20/2024	0.0017 (J)	
8/2/2024	<0.005	
2/25/2025	<0.005	
8/28/2025		<0.005
2/16/2026		<0.005

ND substitution: RL or RL/2 if <15% NDs.

Prediction Limit

Constituent: Vanadium (mg/L) Analysis Run 5/1/2026 4:33 PM View: Appendix I Intrawell

Plant Bowen Client: Southern Company Data: Bowen LF 3-8

	GWA-43R	GWA-43R
3/11/2016	0.00202 (J)	
5/13/2016	<0.005	
7/19/2016	<0.005	
9/16/2016	<0.005	
11/2/2016	<0.005	
1/18/2017	<0.005	
3/28/2017	<0.005	
9/22/2017	<0.005	
3/15/2018	<0.005	
9/12/2018	<0.005	
3/13/2019	<0.005	
9/11/2019	<0.005	
3/9/2020	0.00074 (J)	
9/14/2020	<0.005	
3/11/2021	<0.005	
8/5/2021	<0.005	
1/31/2022	<0.005	
8/10/2022	<0.005	
2/13/2023	<0.005	
7/25/2023	<0.005	
2/20/2024	0.0016 (J)	
8/2/2024	<0.005	
2/25/2025	<0.005	
8/28/2025		<0.005
2/16/2026		<0.005

ND substitution: RL or RL/2 if <15% NDs.

Prediction Limit

Constituent: Vanadium (mg/L) Analysis Run 5/1/2026 4:33 PM View: Appendix I Intrawell

Plant Bowen Client: Southern Company Data: Bowen LF 3-8

	GWA-50R	GWA-50R
12/12/2008	<0.005	
4/23/2009	0.0065	
10/6/2009	0.0026	
5/3/2010	0.0028	
10/11/2010	0.0035	
4/27/2011	0.0047	
10/19/2011	<0.005	
5/1/2012	<0.005	
10/2/2012	<0.005	
4/10/2013	<0.005	
10/16/2013	<0.005	
4/22/2014	0.0038 (J)	
10/1/2014	<0.005	
3/30/2015	0.0032 (J)	
10/11/2015	<0.005	
3/28/2016	<0.005	
8/1/2016	<0.005	
4/3/2017	<0.005	
10/2/2017	<0.005	
3/16/2018	<0.005	
9/18/2018	<0.005	
3/19/2019	<0.005	
9/12/2019	<0.005	
3/11/2020	<0.005	
9/15/2020	<0.005	
3/17/2021	<0.005	
8/9/2021	<0.005	
2/2/2022	<0.005	
8/17/2022	<0.005	
2/16/2023	<0.005	
7/28/2023	<0.005	
2/22/2024	<0.005	
8/8/2024	<0.005	
2/28/2025	<0.005	
9/2/2025		<0.005
2/17/2026		<0.005

ND substitution: RL or RL/2 if <15% NDs.

Prediction Limit

Constituent: Vanadium (mg/L) Analysis Run 5/1/2026 4:33 PM View: Appendix I Intrawell

Plant Bowen Client: Southern Company Data: Bowen LF 3-8

	GWC-16R	GWC-16R
9/16/2014	0.0019 (J)	
10/4/2014	0.00088 (J)	
10/21/2014	0.00089 (J)	
11/11/2014	<0.005	
3/3/2015	0.00093 (J)	
3/18/2015	<0.005	
4/6/2015	<0.005	
4/23/2015	<0.005	
7/29/2015	<0.005	
3/3/2016	<0.005	
7/13/2016	0.0021 (J)	
3/20/2017	0.0019 (J)	
9/21/2017	<0.005	
3/14/2018	<0.005	
9/7/2018	<0.005	
3/11/2019	<0.005	
9/9/2019	0.00091 (J)	
3/4/2020	0.0023 (J)	
9/9/2020	<0.005	
3/9/2021	0.003 (J)	
7/30/2021	0.0022 (J)	
1/28/2022	<0.005	
8/11/2022	<0.005	
2/10/2023	0.003 (J)	
8/4/2023	<0.005	
2/15/2024	0.0023 (J)	
7/31/2024	<0.005	
2/25/2025	<0.005	
8/21/2025		<0.005
2/13/2026		<0.005

ND substitution: RL or RL/2 if <15% NDs.

Prediction Limit

Constituent: Vanadium (mg/L) Analysis Run 5/1/2026 4:33 PM View: Appendix I Intrawell

Plant Bowen Client: Southern Company Data: Bowen LF 3-8

	GWC-17R	GWC-17R
9/17/2014	<0.005	
10/4/2014	<0.005	
10/21/2014	<0.005	
11/11/2014	0.0012 (J)	
3/3/2015	<0.005	
3/18/2015	<0.005	
4/6/2015	<0.005	
4/23/2015	<0.005	
7/29/2015	<0.005	
3/4/2016	<0.005	
7/14/2016	<0.005	
3/21/2017	<0.005	
9/22/2017	<0.005	
3/14/2018	<0.005	
9/11/2018	<0.005	
3/12/2019	<0.005	
9/10/2019	<0.005	
3/5/2020	<0.005	
9/9/2020	<0.005	
3/10/2021	<0.005	
7/30/2021	<0.005	
1/28/2022	<0.005	
8/11/2022	<0.005	
2/10/2023	<0.005	
8/3/2023	<0.005	
2/15/2024	<0.005	
7/31/2024	<0.005	
2/25/2025	<0.005	
8/22/2025		<0.005
2/13/2026		<0.005

ND substitution: RL or RL/2 if <15% NDs.

Prediction Limit

Constituent: Vanadium (mg/L) Analysis Run 5/1/2026 4:33 PM View: Appendix I Intrawell

Plant Bowen Client: Southern Company Data: Bowen LF 3-8

	GWC-18	GWC-18
9/17/2014	<0.005	
10/4/2014	<0.005	
10/21/2014	<0.005	
11/5/2014	<0.005	
3/3/2015	<0.005	
3/18/2015	<0.005	
4/7/2015	<0.005	
4/23/2015	<0.005	
7/29/2015	<0.005	
3/7/2016	<0.005	
7/13/2016	<0.005	
3/23/2017	<0.005	
9/25/2017	<0.005	
3/14/2018	<0.005	
9/11/2018	<0.005	
3/12/2019	<0.005	
9/9/2019	0.00078 (J)	
3/6/2020	<0.005	
9/9/2020	<0.005	
2/26/2021	<0.005	
7/29/2021	<0.005	
1/28/2022	<0.005	
8/10/2022	<0.005	
2/9/2023	<0.005	
8/3/2023	<0.005	
2/14/2024	<0.005	
7/31/2024	<0.005	
2/20/2025	<0.005	
8/26/2025		<0.005
2/12/2026		<0.005

ND substitution: RL or RL/2 if <15% NDs.

Prediction Limit

Constituent: Vanadium (mg/L) Analysis Run 5/1/2026 4:33 PM View: Appendix I Intrawell

Plant Bowen Client: Southern Company Data: Bowen LF 3-8

	GWC-18R	GWC-18R
9/17/2014	0.001 (J)	
10/4/2014	<0.005	
10/21/2014	0.00084 (J)	
11/11/2014	<0.005	
3/3/2015	<0.005	
3/18/2015	<0.005	
4/7/2015	<0.005	
4/23/2015	<0.005	
7/29/2015	<0.005	
3/7/2016	<0.005	
7/13/2016	<0.005	
3/20/2017	<0.005	
9/21/2017	<0.005	
3/14/2018	<0.005	
9/7/2018	<0.005	
3/12/2019	<0.005	
9/6/2019	<0.005	
3/5/2020	<0.005	
9/9/2020	<0.005	
2/26/2021	<0.005	
7/29/2021	<0.005	
1/27/2022	<0.005	
8/10/2022	<0.005	
2/9/2023	<0.005	
8/4/2023	<0.005	
2/14/2024	<0.005	
7/31/2024	0.00087 (J)	
2/19/2025	<0.005	
8/22/2025		<0.005
2/12/2026		<0.005

ND substitution: RL or RL/2 if <15% NDs.

Prediction Limit

Constituent: Vanadium (mg/L) Analysis Run 5/1/2026 4:33 PM View: Appendix I Intrawell

Plant Bowen Client: Southern Company Data: Bowen LF 3-8

	GWC-19R	GWC-19R
9/17/2014	<0.005	
10/4/2014	<0.005	
10/21/2014	<0.005	
11/5/2014	<0.005	
3/3/2015	<0.005	
3/19/2015	<0.005	
4/7/2015	<0.005	
4/24/2015	<0.005	
7/29/2015	<0.005	
3/7/2016	<0.005	
7/14/2016	<0.005	
3/21/2017	<0.005	
9/20/2017	<0.005	
3/14/2018	<0.005	
9/10/2018	<0.005	
3/12/2019	<0.005	
9/9/2019	0.00081 (J)	
3/4/2020	0.00096 (J)	
9/9/2020	<0.005	
2/26/2021	<0.005	
8/3/2021	<0.005	
1/27/2022	<0.005	
8/9/2022	<0.005	
2/9/2023	<0.005	
8/4/2023	<0.005	
2/14/2024	0.00078 (J)	
7/31/2024	0.001 (J)	
2/20/2025	<0.005	
8/27/2025		<0.005
2/12/2026		<0.005

ND substitution: RL or RL/2 if <15% NDs.

Prediction Limit

Constituent: Vanadium (mg/L) Analysis Run 5/1/2026 4:33 PM View: Appendix I Intrawell

Plant Bowen Client: Southern Company Data: Bowen LF 3-8

	GWC-20R	GWC-20R
9/18/2014	<0.005	
10/5/2014	<0.005	
10/22/2014	<0.005	
11/5/2014	<0.005	
3/4/2015	<0.005	
3/19/2015	0.0012 (J)	
4/7/2015	<0.005	
4/24/2015	<0.005	
7/30/2015	<0.005	
3/8/2016	<0.005	
7/14/2016	<0.005	
3/22/2017	<0.005	
9/19/2017	<0.005	
3/14/2018	<0.005	
9/10/2018	<0.005	
3/12/2019	<0.005	
9/6/2019	<0.005	
3/5/2020	<0.005	
9/4/2020	<0.005	
3/9/2021	<0.005	
8/2/2021	<0.005	
1/27/2022	<0.005	
8/9/2022	<0.005	
2/10/2023	<0.005	
8/3/2023	<0.005	
2/15/2024	<0.005	
8/1/2024	<0.005	
2/20/2025	<0.005	
8/26/2025		<0.005
2/12/2026		0.0012 (J)

ND substitution: RL or RL/2 if <15% NDs.

Prediction Limit

Constituent: Vanadium (mg/L) Analysis Run 5/1/2026 4:33 PM View: Appendix I Intrawell

Plant Bowen Client: Southern Company Data: Bowen LF 3-8

	GWC-21R	GWC-21R
9/18/2014	<0.005	
10/5/2014	<0.005	
10/22/2014	<0.005	
11/5/2014	<0.005	
3/4/2015	<0.005	
3/19/2015	<0.005	
4/8/2015	<0.005	
4/24/2015	<0.005	
7/30/2015	<0.005	
3/8/2016	<0.005	
7/15/2016	<0.005	
3/21/2017	<0.005	
9/19/2017	<0.005	
3/14/2018	<0.005	
9/10/2018	<0.005	
3/11/2019	<0.005	
9/6/2019	0.0012 (J)	
3/3/2020	0.00085 (J)	
9/8/2020	<0.005	
3/9/2021	<0.005	
8/2/2021	<0.005	
1/28/2022	<0.005	
8/10/2022	<0.005	
2/9/2023	<0.005	
8/4/2023	<0.005	
2/15/2024	0.00098 (J)	
8/2/2024	<0.005	
2/25/2025	<0.005	
8/22/2025		<0.005
2/17/2026		<0.005

ND substitution: RL or RL/2 if <15% NDs.

Prediction Limit

Constituent: Vanadium (mg/L) Analysis Run 5/1/2026 4:33 PM View: Appendix I Intrawell

Plant Bowen Client: Southern Company Data: Bowen LF 3-8

	GWC-22R	GWC-22R
9/18/2014	<0.005	
10/5/2014	<0.005	
10/22/2014	<0.005	
11/5/2014	<0.005	
3/4/2015	<0.005	
3/19/2015	<0.005	
4/8/2015	<0.005	
4/24/2015	<0.005	
7/30/2015	<0.005	
3/7/2016	<0.005	
7/14/2016	<0.005	
3/20/2017	<0.005	
9/19/2017	<0.005	
3/13/2018	<0.005	
9/7/2018	<0.005	
3/11/2019	<0.005	
9/5/2019	0.00094 (J)	
3/3/2020	<0.005	
9/8/2020	<0.005	
3/9/2021	<0.005	
8/2/2021	<0.005	
1/27/2022	<0.005	
8/10/2022	<0.005	
2/9/2023	<0.005	
8/3/2023	<0.005	
2/15/2024	<0.005	
7/31/2024	0.00089 (J)	
2/20/2025	<0.005	
8/26/2025		<0.005
2/13/2026		0.0012 (J)

ND substitution: RL or RL/2 if <15% NDs.

Prediction Limit

Constituent: Vanadium (mg/L) Analysis Run 5/1/2026 4:33 PM View: Appendix I Intrawell

Plant Bowen Client: Southern Company Data: Bowen LF 3-8

	GWC-23R	GWC-23R
9/18/2014	<0.005	
10/5/2014	<0.005	
10/22/2014	0.00083 (J)	
11/5/2014	0.0014 (J)	
3/4/2015	<0.005	
3/20/2015	<0.005	
4/8/2015	0.0017 (J)	
4/23/2015	<0.005	
7/30/2015	<0.005	
3/9/2016	<0.005	
7/15/2016	<0.005	
3/22/2017	<0.005	
9/21/2017	<0.005	
3/14/2018	<0.005	
9/11/2018	<0.005	
3/12/2019	<0.005	
9/6/2019	0.0011 (J)	
3/5/2020	0.00071 (J)	
9/9/2020	<0.005	
3/10/2021	<0.005	
7/30/2021	<0.005	
1/28/2022	<0.005	
8/11/2022	<0.005	
2/10/2023	<0.005	
8/3/2023	<0.005	
2/16/2024	0.00081 (J)	
7/31/2024	0.0014 (J)	
2/25/2025	<0.005	
8/21/2025		<0.005
2/13/2026		<0.005

ND substitution: RL or RL/2 if <15% NDs.

Prediction Limit

Constituent: Vanadium (mg/L) Analysis Run 5/1/2026 4:33 PM View: Appendix I Intrawell

Plant Bowen Client: Southern Company Data: Bowen LF 3-8

	GWC-24R	GWC-24R
9/16/2014	0.0012 (J)	
10/4/2014	<0.005	
10/23/2014	<0.005	
11/10/2014	<0.005	
3/4/2015	<0.005	
3/20/2015	<0.005	
4/8/2015	0.0012 (J)	
4/23/2015	<0.005	
7/30/2015	<0.005	
3/4/2016	<0.005	
7/12/2016	0.002 (J)	
3/20/2017	<0.005	
9/19/2017	0.0012 (J)	
3/13/2018	<0.005	
9/11/2018	<0.005	
3/8/2019	<0.005	
9/5/2019	0.0012 (J)	
3/3/2020	0.0011 (J)	
9/9/2020	<0.005	
3/9/2021	<0.005	
7/29/2021	<0.005	
1/28/2022	<0.005	
8/9/2022	<0.005	
2/9/2023	<0.005	
8/3/2023	<0.005	
2/15/2024	<0.005	
7/31/2024	0.0016 (J)	
2/24/2025	<0.005	
8/26/2025		<0.005
2/12/2026		0.0018 (J)

ND substitution: RL or RL/2 if <15% NDs.

Prediction Limit

Constituent: Vanadium (mg/L) Analysis Run 5/1/2026 4:33 PM View: Appendix I Intrawell

Plant Bowen Client: Southern Company Data: Bowen LF 3-8

	GWC-25R	GWC-25R
9/16/2014	<0.005	
10/4/2014	<0.005	
10/23/2014	<0.005	
11/10/2014	<0.005	
3/4/2015	<0.005	
3/20/2015	<0.005	
4/9/2015	<0.005	
4/23/2015	<0.005	
7/30/2015	<0.005	
3/8/2016	<0.005	
7/18/2016	<0.005	
3/16/2017	<0.005	
9/19/2017	<0.005	
3/13/2018	<0.005	
9/11/2018	<0.005	
3/8/2019	<0.005	
9/5/2019	<0.005	
3/3/2020	<0.005	
9/4/2020	<0.005	
3/9/2021	<0.005	
8/2/2021	<0.005	
1/27/2022	<0.005	
8/9/2022	<0.005	
2/9/2023	<0.005	
8/3/2023	<0.005	
2/16/2024	0.00081 (J)	
7/31/2024	0.00088 (J)	
2/25/2025	<0.005	
8/18/2025		<0.005
2/13/2026		<0.005

ND substitution: RL or RL/2 if <15% NDs.

Prediction Limit

Constituent: Vanadium (mg/L) Analysis Run 5/1/2026 4:33 PM View: Appendix I Intrawell

Plant Bowen Client: Southern Company Data: Bowen LF 3-8

	GWC-26	GWC-26
6/20/2023	<0.005	
8/7/2023	<0.005	
10/12/2023	0.0011 (J)	
12/12/2023	<0.005	
2/29/2024	<0.005	
4/23/2024	<0.005	
6/12/2024	<0.005	
8/27/2024	<0.005	
3/4/2025	<0.005	
8/15/2025		<0.005
2/24/2026		<0.005

ND substitution: RL or RL/2 if <15% NDs.

Prediction Limit

Constituent: Vanadium (mg/L) Analysis Run 5/1/2026 4:33 PM View: Appendix I Intrawell

Plant Bowen Client: Southern Company Data: Bowen LF 3-8

	GWC-27	GWC-27
6/23/2023	<0.005	
8/7/2023	<0.005	
10/12/2023	0.00083 (J)	
12/12/2023	<0.005	
2/29/2024	<0.005	
4/23/2024	<0.005	
6/12/2024	<0.005	
8/26/2024	<0.005	
3/4/2025	<0.005	
8/20/2025		<0.005
3/2/2026		<0.005

ND substitution: RL or RL/2 if <15% NDs.

Prediction Limit

Constituent: Vanadium (mg/L) Analysis Run 5/1/2026 4:33 PM View: Appendix I Intrawell

Plant Bowen Client: Southern Company Data: Bowen LF 3-8

	GWC-27R	GWC-27R
6/23/2023	<0.005	
8/7/2023	<0.005	
10/12/2023	0.0013 (J)	
12/12/2023	0.00094 (J)	
2/29/2024	<0.005	
4/23/2024	<0.005	
6/13/2024	<0.005	
8/26/2024	<0.005	
3/4/2025	<0.005	
8/18/2025		<0.005
3/2/2026		<0.005

ND substitution: RL or RL/2 if <15% NDs.

Prediction Limit

Constituent: Vanadium (mg/L) Analysis Run 5/1/2026 4:33 PM View: Appendix I Intrawell

Plant Bowen Client: Southern Company Data: Bowen LF 3-8

	GWC-29	GWC-29
6/26/2023	<0.005	
8/7/2023	<0.005	
10/11/2023	0.00077 (J)	
12/12/2023	<0.005	
2/29/2024	<0.005	
4/23/2024	<0.005	
6/11/2024	<0.005	
8/26/2024	<0.005	
3/5/2025	<0.005	
8/18/2025		<0.005
2/26/2026		<0.005

ND substitution: RL or RL/2 if <15% NDs.

Prediction Limit

Constituent: Vanadium (mg/L) Analysis Run 5/1/2026 4:33 PM View: Appendix I Intrawell

Plant Bowen Client: Southern Company Data: Bowen LF 3-8

	GWC-29R	GWC-29R
6/27/2023	<0.005	
8/10/2023	<0.005	
10/13/2023	0.00081 (J)	
12/13/2023	0.0021 (J)	
3/1/2024	<0.005	
4/24/2024	<0.005	
6/12/2024	<0.005	
8/27/2024	<0.005	
3/6/2025	<0.005	
8/19/2025		<0.005
2/26/2026		<0.005

ND substitution: RL or RL/2 if <15% NDs.

Prediction Limit

Constituent: Vanadium (mg/L) Analysis Run 5/1/2026 4:33 PM View: Appendix I Intrawell

Plant Bowen Client: Southern Company Data: Bowen LF 3-8

	GWC-30	GWC-30
6/27/2023	<0.005	
8/9/2023	<0.005	
10/13/2023	0.0012 (J)	
12/13/2023	0.0017 (J)	
3/1/2024	<0.005	
4/24/2024	<0.005	
6/12/2024	<0.005	
8/27/2024	<0.005	
3/5/2025	<0.005	
8/19/2025		<0.005
2/27/2026		<0.005

ND substitution: RL or RL/2 if <15% NDs.

Prediction Limit

Constituent: Vanadium (mg/L) Analysis Run 5/1/2026 4:33 PM View: Appendix I Intrawell

Plant Bowen Client: Southern Company Data: Bowen LF 3-8

	GWC-31R	GWC-31R
6/23/2023	<0.005	
8/9/2023	<0.005	
10/11/2023	0.00089 (J)	
12/12/2023	<0.005	
3/4/2024	<0.005	
4/23/2024	<0.005	
6/11/2024	<0.005	
8/26/2024	<0.005	
3/5/2025	<0.005	
8/19/2025		<0.005
2/27/2026		<0.005

ND substitution: RL or RL/2 if <15% NDs.

Prediction Limit

Constituent: Vanadium (mg/L) Analysis Run 5/1/2026 4:33 PM View: Appendix I Intrawell

Plant Bowen Client: Southern Company Data: Bowen LF 3-8

	GWC-33R	GWC-33R
6/21/2023	<0.005	
8/8/2023	<0.005	
10/11/2023	0.00091 (J)	
12/13/2023	0.0008 (J)	
3/4/2024	<0.005	
4/23/2024	<0.005	
6/13/2024	<0.005	
8/27/2024	<0.005	
3/5/2025	<0.005	
8/19/2025		<0.005
3/3/2026		<0.005

ND substitution: RL or RL/2 if <15% NDs.

Prediction Limit

Constituent: Vanadium (mg/L) Analysis Run 5/1/2026 4:33 PM View: Appendix I Intrawell

Plant Bowen Client: Southern Company Data: Bowen LF 3-8

	GWC-35	GWC-35
6/28/2023	<0.005	
8/10/2023	<0.005	
10/11/2023	0.0014 (J)	
12/13/2023	<0.005	
2/29/2024	<0.005	
4/24/2024	<0.005	
6/13/2024	<0.005	
8/27/2024	<0.005	
3/5/2025	<0.005	
8/15/2025		<0.005
2/24/2026		<0.005

ND substitution: RL or RL/2 if <15% NDs.

Prediction Limit

Constituent: Vanadium (mg/L) Analysis Run 5/1/2026 4:33 PM View: Appendix I Intrawell

Plant Bowen Client: Southern Company Data: Bowen LF 3-8

	GWC-36A	GWC-36A
4/6/2022	<0.005	
8/8/2022	<0.005	
2/8/2023	<0.005	
8/2/2023	<0.005	
2/13/2024	<0.005	
7/30/2024	<0.005	
2/19/2025	<0.005	
8/21/2025		<0.005
2/12/2026		0.0023 (J)

ND substitution: RL or RL/2 if <15% NDs.

Prediction Limit

Constituent: Vanadium (mg/L) Analysis Run 5/1/2026 4:33 PM View: Appendix I Intrawell

Plant Bowen Client: Southern Company Data: Bowen LF 3-8

	GWC-36RA	GWC-36RA
9/15/2014	0.0073	
10/3/2014	<0.005	
10/20/2014	0.0045 (J)	
11/10/2014	<0.005	
3/2/2015	<0.005	
3/17/2015	<0.005	
4/5/2015	0.0014 (J)	
4/21/2015	0.0029 (J)	
7/28/2015	0.0031 (J)	
3/1/2016	<0.005	
7/6/2016	<0.005	
3/14/2017	<0.005	
9/15/2017	<0.005	
3/12/2018	<0.005	
9/6/2018	<0.005	
3/7/2019	<0.005	
9/4/2019	<0.005	
3/2/2020	<0.005	
9/14/2020	<0.005	
3/26/2021	<0.005	
7/27/2021	<0.005	
1/26/2022	<0.005	
8/8/2022	<0.005	
2/8/2023	<0.005	
8/3/2023	<0.005	
2/13/2024	<0.005	
7/30/2024	<0.005	
2/19/2025	<0.005	
8/21/2025		<0.005
2/12/2026		0.0019 (J)

ND substitution: RL or RL/2 if <15% NDs.

Prediction Limit

Constituent: Vanadium (mg/L) Analysis Run 5/1/2026 4:33 PM View: Appendix I Intrawell

Plant Bowen Client: Southern Company Data: Bowen LF 3-8

	GWC-37	GWC-37
9/16/2014	<0.005	
10/3/2014	<0.005	
10/20/2014	<0.005	
11/10/2014	<0.005	
3/2/2015	<0.005	
3/17/2015	<0.005	
4/5/2015	<0.005	
4/22/2015	<0.005	
7/28/2015	<0.005	
3/1/2016	<0.005	
7/8/2016	0.0028 (J)	
3/14/2017	<0.005	
9/15/2017	<0.005	
3/12/2018	<0.005	
9/6/2018	<0.005	
3/6/2019	<0.005	
9/4/2019	0.00073 (J)	
3/2/2020	0.00074 (J)	
9/3/2020	<0.005	
2/24/2021	<0.005	
7/28/2021	<0.005	
1/26/2022	<0.005	
8/8/2022	<0.005	
2/8/2023	<0.005	
8/2/2023	<0.005	
2/13/2024	<0.005	
7/30/2024	0.00083 (J)	
2/19/2025	<0.005	
8/27/2025		<0.005
2/12/2026		0.0022 (J)

ND substitution: RL or RL/2 if <15% NDs.

Prediction Limit

Constituent: Vanadium (mg/L) Analysis Run 5/1/2026 4:33 PM View: Appendix I Intrawell

Plant Bowen Client: Southern Company Data: Bowen LF 3-8

	GWC-38	GWC-38
9/16/2014	0.00085 (J)	
10/3/2014	0.00096 (J)	
10/20/2014	<0.005	
11/10/2014	0.00095 (J)	
3/2/2015	0.0041 (J)	
3/17/2015	0.0018 (J)	
4/6/2015	<0.005	
4/22/2015	<0.005	
7/28/2015	<0.005	
3/2/2016	<0.005	
7/7/2016	<0.005	
3/23/2017	<0.005	
9/19/2017	<0.005	
3/13/2018	<0.005	
9/6/2018	<0.005	
3/7/2019	<0.005	
9/4/2019	0.00076 (J)	
3/2/2020	0.0014 (J)	
9/3/2020	<0.005	
2/24/2021	<0.005	
7/28/2021	<0.005	
1/25/2022	<0.005	
8/5/2022	<0.005	
2/8/2023	<0.005	
8/2/2023	<0.005	
2/13/2024	<0.005	
7/30/2024	0.0015 (J)	
2/19/2025	<0.005	
8/21/2025		<0.005
2/12/2026		0.0027 (J)

ND substitution: RL or RL/2 if <15% NDs.

Prediction Limit

Constituent: Vanadium (mg/L) Analysis Run 5/1/2026 4:33 PM View: Appendix I Intrawell

Plant Bowen Client: Southern Company Data: Bowen LF 3-8

	GWC-57	GWC-57
6/21/2023	<0.005	
8/8/2023	<0.005	
10/10/2023	<0.005	
12/13/2023	0.00077 (J)	
3/4/2024	<0.005	
4/24/2024	<0.005	
6/13/2024	<0.005	
8/27/2024	<0.005	
3/4/2025	<0.005	
8/15/2025		<0.005
3/2/2026		<0.005

ND substitution: RL or RL/2 if <15% NDs.

Prediction Limit

Constituent: Zinc (mg/L) Analysis Run 5/1/2026 4:33 PM View: Appendix I Intrawell

Plant Bowen Client: Southern Company Data: Bowen LF 3-8

	GWA-1	GWA-1
8/23/2007	0.032 (O)	
10/23/2007	0.0099	
11/18/2007	0.0095	
1/30/2008	0.022 (O)	
3/10/2008	0.014	
5/13/2008	0.0075	
12/5/2008	0.0056	
4/15/2009	0.0033	
10/7/2009	0.061 (O)	
5/3/2010	0.0033	
10/12/2010	0.0041	
4/27/2011	<0.01	
10/17/2011	0.0046	
5/2/2012	<0.01	
10/8/2012	0.0053	
4/12/2013	0.006	
10/16/2013	0.0048	
4/11/2014	0.0033	
9/30/2014	0.002 (J)	
3/30/2015	0.012	
10/13/2015	0.011	
3/22/2016	0.00346 (J)	
7/29/2016	0.0018 (J)	
3/30/2017	0.0015 (J)	
10/2/2017	<0.01	
3/16/2018	0.0061 (J)	
9/17/2018	0.005 (J)	
3/20/2019	<0.01	
9/12/2019	0.0047 (J)	
3/11/2020	0.0035 (J)	
9/15/2020	<0.01	
3/16/2021	0.0091 (J)	
8/9/2021	<0.01	
2/1/2022	<0.01	
8/16/2022	<0.01	
2/16/2023	<0.01	
7/27/2023	<0.01	
2/22/2024	<0.01	
8/7/2024	<0.01	
2/27/2025	<0.01	
9/2/2025		0.0028 (J)
2/18/2026		<0.01

ND substitution: RL or RL/2 if <15% NDs.

Prediction Limit

Constituent: Zinc (mg/L) Analysis Run 5/1/2026 4:33 PM View: Appendix I Intrawell

Plant Bowen Client: Southern Company Data: Bowen LF 3-8

	GWA-2	GWA-2
8/23/2007	0.0033	
10/24/2007	0.043 (O)	
11/18/2007	0.024	
1/31/2008	0.015	
3/11/2008	0.027	
5/6/2008	0.0032	
12/4/2008	0.081 (O)	
4/21/2009	0.0057	
10/7/2009	<0.01	
4/26/2010	<0.01	
10/4/2010	0.0057	
4/13/2011	<0.01	
10/5/2011	<0.01	
4/11/2012	<0.01	
10/9/2012	<0.01	
4/15/2013	0.0038	
10/15/2013	0.0044	
4/22/2014	0.0024 (J)	
9/30/2014	0.00076 (J)	
3/30/2015	0.0024 (J)	
10/13/2015	0.0017 (J)	
3/23/2016	<0.01	
7/29/2016	0.0023 (J)	
3/30/2017	0.0016 (J)	
10/2/2017	<0.01	
3/19/2018	<0.01	
9/14/2018	0.0025 (J)	
3/20/2019	<0.01	
9/12/2019	0.005 (J)	
3/11/2020	0.0028 (J)	
9/15/2020	<0.01	
3/17/2021	<0.01	
8/9/2021	<0.01	
2/1/2022	<0.01	
8/16/2022	<0.01	
2/16/2023	<0.01	
7/27/2023	0.011 (J)	
2/22/2024	<0.01	
8/7/2024	<0.01	
2/27/2025	<0.01	
9/2/2025		<0.01
2/18/2026		<0.01

ND substitution: RL or RL/2 if <15% NDs.

Prediction Limit

Constituent: Zinc (mg/L) Analysis Run 5/1/2026 4:33 PM View: Appendix I Intrawell

Plant Bowen Client: Southern Company Data: Bowen LF 3-8

	GWA-2R	GWA-2R
8/23/2007	0.0079	
10/24/2007	<0.01	
11/18/2007	0.015	
1/31/2008	0.063	
3/10/2008	0.013	
5/13/2008	0.0072	
12/4/2008	0.011	
4/21/2009	0.0041	
10/8/2009	<0.01	
4/21/2010	<0.01	
9/28/2010	0.0081	
4/12/2011	0.0025	
10/4/2011	0.0027	
4/3/2012	<0.01	
10/9/2012	0.0064	
4/11/2013	<0.01	
10/16/2013	<0.01	
4/10/2014	0.0026	
9/30/2014	0.0012 (J)	
3/30/2015	0.013	
10/13/2015	0.0043	
3/23/2016	<0.01	
7/29/2016	0.0032 (J)	
4/3/2017	0.0017 (J)	
10/2/2017	<0.01	
3/16/2018	<0.01	
9/14/2018	0.0028 (J)	
3/19/2019	<0.01	
9/13/2019	0.0078 (J)	
3/11/2020	0.0038 (J)	
9/15/2020	<0.01	
3/16/2021	<0.01	
8/9/2021	<0.01	
2/1/2022	<0.01	
8/16/2022	<0.01	
2/16/2023	<0.01	
7/27/2023	<0.01	
2/26/2024	0.055	
8/6/2024	<0.01	
2/27/2025	<0.01	
9/2/2025		<0.01
2/18/2026		<0.01

ND substitution: RL or RL/2 if <15% NDs.

Prediction Limit

Constituent: Zinc (mg/L) Analysis Run 5/1/2026 4:33 PM View: Appendix I Intrawell

Plant Bowen Client: Southern Company Data: Bowen LF 3-8

	GWA-3A	GWA-3A
8/23/2007	0.066	
11/2/2007	0.055	
11/18/2007	0.13	
1/31/2008	0.13	
3/11/2008	0.07	
5/14/2008	0.12	
12/5/2008	0.088	
4/15/2009	0.068	
10/8/2009	0.075	
4/28/2010	0.071	
10/6/2010	0.074	
4/21/2011	0.047	
10/13/2011	0.073	
5/1/2012	0.0652	
10/9/2012	0.061	
4/11/2013	0.053	
10/16/2013	0.047	
4/23/2014	0.041	
10/4/2014	0.044	
3/31/2015	0.12	
10/12/2015	0.053	
3/23/2016	0.0532	
7/29/2016	0.0446	
3/30/2017	0.0479	
10/4/2017	0.0429	
3/19/2018	0.04	
9/17/2018	0.04	
3/20/2019	0.028	
9/13/2019	0.036	
3/11/2020	0.031	
3/29/2021	<0.01	
8/9/2021	<0.01	
2/2/2022	<0.01	
8/16/2022	<0.01	
2/17/2023	<0.01	
8/1/2023	<0.01	
2/22/2024	<0.01	
8/8/2024	<0.01	
2/26/2025	<0.01	
9/2/2025		<0.01
2/17/2026		0.0017 (J)

ND substitution: RL or RL/2 if <15% NDs.

Prediction Limit

Constituent: Zinc (mg/L) Analysis Run 5/1/2026 4:33 PM View: Appendix I Intrawell

Plant Bowen Client: Southern Company Data: Bowen LF 3-8

	GWA-4RZ	GWA-4RZ
5/20/2009	0.013	
10/19/2009	0.0063	
4/27/2010	0.0048	
10/4/2010	0.015	
4/14/2011	0.003	
10/5/2011	0.003	
4/11/2012	<0.01	
10/2/2012	0.0082	
4/11/2013	0.0064	
10/21/2013	<0.01	
4/23/2014	0.02	
10/4/2014	0.017	
3/31/2015	0.0032	
10/11/2015	0.0039	
4/7/2017	0.0031 (J)	
10/3/2017	<0.01	
3/21/2018	0.0034 (J)	
9/18/2018	0.0058 (J)	
3/21/2019	0.0034 (J)	
9/13/2019	0.0072 (J)	
3/12/2020	0.0027 (J)	
9/17/2020	0.0047 (J)	
3/16/2021	<0.01	
8/10/2021	<0.01	
2/3/2022	<0.01	
8/17/2022	<0.01	
2/17/2023	<0.01	
7/28/2023	<0.01	
2/27/2024	<0.01	
8/8/2024	<0.01	
2/28/2025	<0.01	
9/3/2025		<0.01
2/18/2026		0.0024 (J)

ND substitution: RL or RL/2 if <15% NDs.

Prediction Limit

Constituent: Zinc (mg/L) Analysis Run 5/1/2026 4:33 PM View: Appendix I Intrawell

Plant Bowen Client: Southern Company Data: Bowen LF 3-8

	GWA-39RZ	GWA-39RZ
2/21/2017	0.0049 (J)	
3/27/2017	0.0034 (J)	
9/29/2017	0.0012 (J)	
3/16/2018	0.0042 (J)	
9/14/2018	0.0038 (J)	
3/14/2019	0.0035 (J)	
9/11/2019	0.0085 (J)	
3/9/2020	0.009 (J)	
9/16/2020	<0.01	
3/16/2021	<0.01	
8/6/2021	<0.01	
2/2/2022	<0.01	
8/16/2022	<0.01	
2/14/2023	<0.01	
7/25/2023	<0.01	
2/19/2024	<0.01	
8/1/2024	<0.01	
2/26/2025	<0.01	
8/28/2025		<0.01
2/18/2026		<0.01

ND substitution: RL or RL/2 if <15% NDs.

Prediction Limit

Constituent: Zinc (mg/L) Analysis Run 5/1/2026 4:33 PM View: Appendix I Intrawell

Plant Bowen Client: Southern Company Data: Bowen LF 3-8

	GWA-39Z	GWA-39Z
3/14/2016	<0.01	
5/11/2016	0.00467 (J)	
7/19/2016	0.0055 (J)	
9/15/2016	0.0044 (J)	
11/2/2016	0.0043 (J)	
1/18/2017	0.0039 (J)	
3/28/2017	0.0041 (J)	
9/26/2017	0.0029 (J)	
3/14/2018	0.0062 (J)	
9/12/2018	0.0033 (J)	
3/15/2019	0.0023 (J)	
9/9/2019	0.0047 (J)	
3/9/2020	0.0035 (J)	
9/10/2020	<0.01	
3/12/2021	0.0065 (J)	
8/4/2021	<0.01	
1/31/2022	<0.01	
8/10/2022	<0.01	
2/13/2023	<0.01	
7/26/2023	<0.01	
2/19/2024	<0.01	
8/1/2024	<0.01	
2/25/2025	<0.01	
8/28/2025		<0.01
2/18/2026		<0.01

ND substitution: RL or RL/2 if <15% NDs.

Prediction Limit

Constituent: Zinc (mg/L) Analysis Run 5/1/2026 4:33 PM View: Appendix I Intrawell

Plant Bowen Client: Southern Company Data: Bowen LF 3-8

	GWA-40	GWA-40
3/15/2016	<0.01	
5/11/2016	<0.01	
7/21/2016	0.0013 (J)	
9/15/2016	<0.01	
11/3/2016	<0.01	
1/17/2017	<0.01	
3/24/2017	0.0021 (J)	
9/26/2017	0.0019 (J)	
3/14/2018	0.0021 (J)	
9/12/2018	0.0023 (J)	
3/13/2019	<0.01	
9/9/2019	0.0058 (J)	
3/9/2020	0.002 (J)	
9/11/2020	<0.01	
3/10/2021	<0.01	
8/4/2021	<0.01	
1/31/2022	<0.01	
8/12/2022	<0.01	
2/13/2023	<0.01	
7/26/2023	<0.01	
2/19/2024	<0.01	
8/1/2024	<0.01	
2/25/2025	<0.01	
8/27/2025		<0.01
2/16/2026		<0.01

ND substitution: RL or RL/2 if <15% NDs.

Prediction Limit

Constituent: Zinc (mg/L) Analysis Run 5/1/2026 4:33 PM View: Appendix I Intrawell

Plant Bowen Client: Southern Company Data: Bowen LF 3-8

	GWA-41	GWA-41
3/15/2016	<0.01	
5/12/2016	<0.01	
7/20/2016	<0.01	
9/15/2016	0.0027 (J)	
11/3/2016	<0.01	
1/18/2017	0.0027 (J)	
3/24/2017	0.0016 (J)	
9/25/2017	<0.01	
3/14/2018	0.0025 (J)	
9/12/2018	0.0026 (J)	
3/14/2019	<0.01	
9/10/2019	0.0061 (J)	
3/6/2020	0.0027 (J)	
9/10/2020	<0.01	
3/11/2021	<0.01	
8/4/2021	<0.01	
1/31/2022	<0.01	
8/11/2022	<0.01	
2/13/2023	<0.01	
7/25/2023	<0.01	
2/19/2024	<0.01	
8/1/2024	<0.01	
2/25/2025	<0.01	
8/28/2025		<0.01
2/16/2026		<0.01

ND substitution: RL or RL/2 if <15% NDs.

Prediction Limit

Constituent: Zinc (mg/L) Analysis Run 5/1/2026 4:33 PM View: Appendix I Intrawell

Plant Bowen Client: Southern Company Data: Bowen LF 3-8

	GWA-41R	GWA-41R
3/15/2016	0.00286 (J)	
5/13/2016	<0.01	
7/21/2016	0.0016 (J)	
9/21/2016	<0.01	
11/3/2016	<0.01	
1/17/2017	<0.01	
3/27/2017	0.003 (J)	
9/25/2017	0.0023 (J)	
3/14/2018	0.0031 (J)	
9/12/2018	0.0028 (J)	
3/14/2019	0.0021 (J)	
9/10/2019	0.0075 (J)	
3/9/2020	0.0024 (J)	
9/10/2020	<0.01	
3/10/2021	<0.01	
8/4/2021	<0.01	
1/31/2022	<0.01	
8/11/2022	<0.01	
2/13/2023	<0.01	
7/25/2023	<0.01	
2/19/2024	<0.01	
8/1/2024	<0.01	
2/25/2025	0.0032 (J)	
8/27/2025		<0.01
2/16/2026		<0.01

ND substitution: RL or RL/2 if <15% NDs.

Prediction Limit

Constituent: Zinc (mg/L) Analysis Run 5/1/2026 4:33 PM View: Appendix I Intrawell

Plant Bowen Client: Southern Company Data: Bowen LF 3-8

	GWA-42	GWA-42
3/11/2016	0.00862 (J)	
5/16/2016	0.00744 (J)	
7/22/2016	0.0078 (J)	
9/19/2016	0.0162	
11/3/2016	0.011	
1/17/2017	0.0104	
3/27/2017	0.0087 (J)	
9/26/2017	0.0094 (J)	
3/14/2018	0.01	
9/14/2018	0.0096 (J)	
3/14/2019	0.01	
9/10/2019	0.014	
3/6/2020	0.012	
9/10/2020	0.0073 (J)	
3/11/2021	0.0089 (J)	
8/4/2021	<0.02	
1/31/2022	<0.02	
8/10/2022	0.0089 (J)	
2/13/2023	0.011 (J)	
7/26/2023	<0.02	
2/20/2024	0.0095 (J)	
8/1/2024	0.01 (J)	
2/25/2025	0.01 (J)	
8/28/2025		0.0093 (J)
2/16/2026		0.01

ND substitution: RL or RL/2 if <15% NDs.

Prediction Limit

Constituent: Zinc (mg/L) Analysis Run 5/1/2026 4:33 PM View: Appendix I Intrawell

Plant Bowen Client: Southern Company Data: Bowen LF 3-8

	GWA-43	GWA-43
3/11/2016	0.0093 (J)	
5/13/2016	0.00336 (J)	
7/19/2016	0.0015 (J)	
9/16/2016	0.0023 (J)	
11/2/2016	0.0047 (J)	
1/18/2017	<0.01	
3/28/2017	0.004 (J)	
9/22/2017	0.0013 (J)	
3/14/2018	<0.01	
9/12/2018	0.0033 (J)	
3/13/2019	0.0022 (J)	
9/11/2019	0.0065 (J)	
3/9/2020	0.002 (J)	
9/11/2020	<0.01	
3/11/2021	<0.01	
8/6/2021	<0.01	
1/31/2022	<0.01	
8/11/2022	<0.01	
2/14/2023	<0.01	
7/25/2023	<0.01	
2/20/2024	<0.01	
8/2/2024	<0.01	
2/25/2025	<0.01	
8/28/2025		<0.01
2/16/2026		0.0019 (J)

ND substitution: RL or RL/2 if <15% NDs.

Prediction Limit

Constituent: Zinc (mg/L) Analysis Run 5/1/2026 4:33 PM View: Appendix I Intrawell

Plant Bowen Client: Southern Company Data: Bowen LF 3-8

	GWA-43R	GWA-43R
3/11/2016	0.00722 (J)	
5/13/2016	0.00666 (J)	
7/19/2016	0.0021 (J)	
9/16/2016	<0.01	
11/2/2016	0.0057 (J)	
1/18/2017	0.0022 (J)	
3/28/2017	<0.01	
9/22/2017	0.0014 (J)	
3/15/2018	0.0034 (J)	
9/12/2018	0.0032 (J)	
3/13/2019	0.0023 (J)	
9/11/2019	0.0053 (J)	
3/9/2020	0.0022 (J)	
9/14/2020	<0.01	
3/11/2021	<0.01	
8/5/2021	<0.01	
1/31/2022	<0.01	
8/10/2022	<0.01	
2/13/2023	<0.01	
7/25/2023	<0.01	
2/20/2024	<0.01	
8/2/2024	<0.01	
2/25/2025	<0.01	
8/28/2025		<0.01
2/16/2026		<0.01

ND substitution: RL or RL/2 if <15% NDs.

Prediction Limit

Constituent: Zinc (mg/L) Analysis Run 5/1/2026 4:33 PM View: Appendix I Intrawell

Plant Bowen Client: Southern Company Data: Bowen LF 3-8

	GWA-50	GWA-50
12/12/2008	0.048 (O)	
4/23/2009	0.0075	
10/6/2009	0.0075	
4/27/2010	0.0051	
9/30/2010	0.0089	
4/14/2011	0.0043	
10/5/2011	0.0051	
4/11/2012	<0.01	
10/2/2012	0.006	
4/9/2013	0.0034	
10/15/2013	0.0042	
4/10/2014	0.0035	
10/1/2014	0.0019 (J)	
3/30/2015	0.0032	
10/11/2015	0.0048	
3/28/2016	0.00282 (J)	
8/1/2016	0.0014 (J)	
4/7/2017	0.0024 (J)	
10/2/2017	0.0015 (J)	
3/16/2018	<0.01	
9/17/2018	0.0033 (J)	
3/19/2019	<0.01	
9/13/2019	0.0061 (J)	
3/11/2020	0.0025 (J)	
9/16/2020	<0.01	
3/17/2021	<0.01	
8/9/2021	<0.01	
2/1/2022	<0.01	
8/16/2022	<0.01	
2/16/2023	<0.01	
7/28/2023	<0.01	
2/22/2024	<0.01	
8/8/2024	<0.01	
2/27/2025	<0.01	
9/2/2025		<0.01
2/17/2026		0.0015 (J)

ND substitution: RL or RL/2 if <15% NDs.

Prediction Limit

Constituent: Zinc (mg/L) Analysis Run 5/1/2026 4:33 PM View: Appendix I Intrawell

Plant Bowen Client: Southern Company Data: Bowen LF 3-8

	GWA-50R	GWA-50R
12/12/2008	0.013	
4/23/2009	0.075 (O)	
10/6/2009	0.056 (O)	
5/3/2010	0.051 (O)	
10/11/2010	0.016	
4/27/2011	0.025 (O)	
10/19/2011	0.0078	
5/1/2012	<0.01	
10/2/2012	0.012	
4/10/2013	0.018	
10/16/2013	0.015	
4/22/2014	0.015	
10/1/2014	0.0038	
3/30/2015	0.0097	
10/11/2015	0.0024 (J)	
3/28/2016	0.00703 (J)	
8/1/2016	0.0019 (J)	
4/3/2017	0.002 (J)	
10/2/2017	0.0016 (J)	
3/16/2018	0.0024 (J)	
9/18/2018	0.0037 (J)	
3/19/2019	<0.01	
9/12/2019	0.0058 (J)	
3/11/2020	0.0033 (J)	
9/15/2020	<0.01	
3/17/2021	<0.01	
8/9/2021	<0.01	
2/2/2022	<0.01	
8/17/2022	<0.01	
2/16/2023	<0.01	
7/28/2023	<0.01	
2/22/2024	<0.01	
8/8/2024	<0.01	
2/28/2025	<0.01	
9/2/2025		<0.01
2/17/2026		0.0019 (J)

ND substitution: RL or RL/2 if <15% NDs.

Prediction Limit

Constituent: Zinc (mg/L) Analysis Run 5/1/2026 4:33 PM View: Appendix I Intrawell

Plant Bowen Client: Southern Company Data: Bowen LF 3-8

	GWC-16R	GWC-16R
9/16/2014	0.072	
10/4/2014	0.078	
10/21/2014	0.083	
11/11/2014	0.082	
3/3/2015	0.078	
3/18/2015	0.075	
4/6/2015	0.071	
4/23/2015	0.072	
7/29/2015	0.072	
3/3/2016	0.0227	
7/13/2016	0.0709	
3/20/2017	0.0465	
9/21/2017	0.0302	
3/14/2018	0.031	
9/7/2018	0.019	
3/11/2019	0.024	
9/9/2019	0.029	
3/4/2020	0.015	
9/9/2020	0.037	
3/9/2021	0.025	
7/30/2021	0.032	
1/28/2022	0.026	
8/11/2022	0.036	
2/10/2023	0.017 (J)	
8/4/2023	0.036	
2/15/2024	0.033	
7/31/2024	0.034	
2/25/2025	0.025	
8/21/2025		0.044
2/13/2026		0.036

Prediction Limit

Constituent: Zinc (mg/L) Analysis Run 5/1/2026 4:33 PM View: Appendix I Intrawell

Plant Bowen Client: Southern Company Data: Bowen LF 3-8

	GWC-17R	GWC-17R
9/17/2014	0.0028	
10/4/2014	0.0038	
10/21/2014	0.0043	
11/11/2014	0.0041	
3/3/2015	0.0042	
3/18/2015	0.0046	
4/6/2015	0.0043	
4/23/2015	0.0047	
7/29/2015	0.0039	
3/4/2016	0.00623 (J)	
7/14/2016	0.0111	
3/21/2017	0.0016 (J)	
9/22/2017	0.0023 (J)	
3/14/2018	0.0021 (J)	
9/11/2018	0.004 (J)	
3/12/2019	0.0038 (J)	
9/10/2019	0.0055 (J)	
3/5/2020	0.0035 (J)	
9/9/2020	<0.01	
3/10/2021	<0.01	
7/30/2021	<0.01	
1/28/2022	<0.01	
8/11/2022	<0.01	
2/10/2023	<0.01	
8/3/2023	<0.01	
2/15/2024	<0.01	
7/31/2024	<0.01	
2/25/2025	<0.01	
8/22/2025		<0.01
2/13/2026		0.0018 (J)

ND substitution: RL or RL/2 if <15% NDs.

Prediction Limit

Constituent: Zinc (mg/L) Analysis Run 5/1/2026 4:33 PM View: Appendix I Intrawell

Plant Bowen Client: Southern Company Data: Bowen LF 3-8

	GWC-18	GWC-18
9/17/2014	0.0035	
10/4/2014	0.0032	
10/21/2014	0.0028	
11/5/2014	0.004	
3/3/2015	0.004	
3/18/2015	0.0024 (J)	
4/7/2015	0.0055	
4/23/2015	0.0035	
7/29/2015	0.0062	
3/7/2016	0.00232 (J)	
7/13/2016	0.0031 (J)	
3/23/2017	0.0025 (J)	
9/25/2017	0.002 (J)	
3/14/2018	0.0036 (J)	
9/11/2018	0.0038 (J)	
3/12/2019	<0.01	
9/9/2019	0.0063 (J)	
3/6/2020	0.0045 (J)	
9/9/2020	<0.01	
2/26/2021	<0.01	
7/29/2021	<0.01	
1/28/2022	<0.01	
8/10/2022	<0.01	
2/9/2023	<0.01	
8/3/2023	<0.01	
2/14/2024	<0.01	
7/31/2024	<0.01	
2/20/2025	<0.01	
8/26/2025		<0.01
2/12/2026		0.0015 (J)

ND substitution: RL or RL/2 if <15% NDs.

Prediction Limit

Constituent: Zinc (mg/L) Analysis Run 5/1/2026 4:33 PM View: Appendix I Intrawell

Plant Bowen Client: Southern Company Data: Bowen LF 3-8

	GWC-18R	GWC-18R
9/17/2014	0.002 (J)	
10/4/2014	0.001 (J)	
10/21/2014	0.00082 (J)	
11/11/2014	0.00076 (J)	
3/3/2015	<0.01	
3/18/2015	0.0016 (J)	
4/7/2015	<0.01	
4/23/2015	<0.01	
7/29/2015	<0.01	
3/7/2016	<0.01	
7/13/2016	0.0013 (J)	
3/20/2017	<0.01	
9/21/2017	0.0018 (J)	
3/14/2018	<0.01	
9/7/2018	0.0026 (J)	
3/12/2019	<0.01	
9/6/2019	0.0046 (J)	
3/5/2020	0.0024 (J)	
9/9/2020	<0.01	
2/26/2021	<0.01	
7/29/2021	0.015 (J)	
1/27/2022	<0.01	
8/10/2022	<0.01	
2/9/2023	<0.01	
8/4/2023	<0.01	
2/14/2024	<0.01	
7/31/2024	<0.01	
2/19/2025	<0.01	
8/22/2025		<0.01
2/12/2026		<0.01

ND substitution: RL or RL/2 if <15% NDs.

Prediction Limit

Constituent: Zinc (mg/L) Analysis Run 5/1/2026 4:33 PM View: Appendix I Intrawell

Plant Bowen Client: Southern Company Data: Bowen LF 3-8

	GWC-19R	GWC-19R
9/17/2014	0.0026	
10/4/2014	0.0034	
10/21/2014	0.0037	
11/5/2014	0.0035	
3/3/2015	0.0036	
3/19/2015	0.0035	
4/7/2015	0.0039	
4/24/2015	0.0034	
7/29/2015	0.0038	
3/7/2016	0.00425 (J)	
7/14/2016	<0.01	
3/21/2017	0.0028 (J)	
9/20/2017	0.0062 (J)	
3/14/2018	<0.01	
9/10/2018	0.0051 (J)	
3/12/2019	<0.01	
9/9/2019	0.0062 (J)	
3/4/2020	0.0072 (J)	
9/9/2020	<0.01	
2/26/2021	<0.01	
8/3/2021	<0.01	
1/27/2022	<0.01	
8/9/2022	<0.01	
2/9/2023	<0.01	
8/4/2023	<0.01	
2/14/2024	<0.01	
7/31/2024	<0.01	
2/20/2025	0.0055 (J)	
8/27/2025		<0.01
2/12/2026		<0.01

ND substitution: RL or RL/2 if <15% NDs.

Prediction Limit

Constituent: Zinc (mg/L) Analysis Run 5/1/2026 4:33 PM View: Appendix I Intrawell

Plant Bowen Client: Southern Company Data: Bowen LF 3-8

	GWC-20R	GWC-20R
9/18/2014	0.0023 (J)	
10/5/2014	0.002 (J)	
10/22/2014	0.0018 (J)	
11/5/2014	0.0019 (J)	
3/4/2015	0.0016 (J)	
3/19/2015	0.0025	
4/7/2015	0.0026	
4/24/2015	0.0017 (J)	
7/30/2015	0.0017 (J)	
3/8/2016	0.00287 (J)	
7/14/2016	0.0013 (J)	
3/22/2017	<0.01	
9/19/2017	0.0031 (J)	
3/14/2018	<0.01	
9/10/2018	0.012	
3/12/2019	<0.01	
9/6/2019	0.0042 (J)	
3/5/2020	0.0023 (J)	
9/4/2020	<0.01	
3/9/2021	<0.01	
8/2/2021	<0.01	
1/27/2022	<0.01	
8/9/2022	<0.01	
2/10/2023	<0.01	
8/3/2023	<0.01	
2/15/2024	<0.01	
8/1/2024	<0.01	
2/20/2025	<0.01	
8/26/2025		<0.01
2/12/2026		<0.01

ND substitution: RL or RL/2 if <15% NDs.

Prediction Limit

Constituent: Zinc (mg/L) Analysis Run 5/1/2026 4:33 PM View: Appendix I Intrawell

Plant Bowen Client: Southern Company Data: Bowen LF 3-8

	GWC-21R	GWC-21R
9/18/2014	0.0033	
10/5/2014	0.0036	
10/22/2014	0.0038	
11/5/2014	0.0046	
3/4/2015	0.0029	
3/19/2015	0.0027	
4/8/2015	0.0039	
4/24/2015	0.0035	
7/30/2015	0.0027	
3/8/2016	0.00526 (J)	
7/15/2016	0.0054 (J)	
3/21/2017	0.0043 (J)	
9/19/2017	0.0022 (J)	
3/14/2018	0.0049 (J)	
9/10/2018	0.0049 (J)	
3/11/2019	0.0034 (J)	
9/6/2019	0.045	
10/21/2019	0.017	
3/3/2020	0.0044 (J)	
9/8/2020	0.0063 (J)	
3/9/2021	<0.02	
8/2/2021	<0.02	
1/28/2022	<0.02	
8/10/2022	0.016 (J)	
2/9/2023	0.012 (J)	
8/4/2023	<0.02	
2/15/2024	<0.02	
8/2/2024	0.0091 (J)	
2/25/2025	0.0035 (J)	
8/22/2025		0.0035 (J)
2/17/2026		0.0037 (J)

ND substitution: RL or RL/2 if <15% NDs.

Prediction Limit

Constituent: Zinc (mg/L) Analysis Run 5/1/2026 4:33 PM View: Appendix I Intrawell

Plant Bowen Client: Southern Company Data: Bowen LF 3-8

	GWC-22R	GWC-22R
9/18/2014	0.00089 (J)	
10/5/2014	0.0016 (J)	
10/22/2014	0.0017 (J)	
11/5/2014	0.0038	
3/4/2015	0.002 (J)	
3/19/2015	0.0025	
4/8/2015	0.0018 (J)	
4/24/2015	0.0016 (J)	
7/30/2015	<0.01	
3/7/2016	<0.01	
7/14/2016	<0.01	
3/20/2017	0.0075 (J)	
9/19/2017	<0.01	
3/13/2018	<0.01	
9/7/2018	0.0042 (J)	
3/11/2019	0.0021 (J)	
9/5/2019	0.0053 (J)	
3/3/2020	0.0029 (J)	
9/8/2020	0.0037 (J)	
3/9/2021	<0.01	
8/2/2021	<0.01	
1/27/2022	<0.01	
8/10/2022	<0.01	
2/9/2023	<0.01	
8/3/2023	<0.01	
2/15/2024	<0.01	
7/31/2024	<0.01	
2/20/2025	<0.01	
8/26/2025		<0.01
2/13/2026		0.013

ND substitution: RL or RL/2 if <15% NDs.

Prediction Limit

Constituent: Zinc (mg/L) Analysis Run 5/1/2026 4:33 PM View: Appendix I Intrawell

Plant Bowen Client: Southern Company Data: Bowen LF 3-8

	GWC-23R	GWC-23R
9/18/2014	0.0013 (J)	
10/5/2014	0.00085 (J)	
10/22/2014	0.0014 (J)	
11/5/2014	0.0022 (J)	
3/4/2015	0.0033	
3/20/2015	0.002 (J)	
4/8/2015	0.004	
4/23/2015	0.002 (J)	
7/30/2015	<0.01	
3/9/2016	<0.01	
7/15/2016	0.0024 (J)	
3/22/2017	0.0021 (J)	
9/21/2017	0.0034 (J)	
3/14/2018	<0.01	
9/11/2018	0.0032 (J)	
3/12/2019	<0.01	
9/6/2019	0.0059 (J)	
3/5/2020	0.0084 (J)	
9/9/2020	<0.01	
3/10/2021	<0.01	
7/30/2021	<0.01	
1/28/2022	0.0099 (J)	
8/11/2022	<0.01	
2/10/2023	<0.01	
8/3/2023	<0.01	
2/16/2024	<0.01	
7/31/2024	<0.01	
2/25/2025	0.0037 (J)	
8/21/2025		<0.01
2/13/2026		0.0019 (J)

ND substitution: RL or RL/2 if <15% NDs.

Prediction Limit

Constituent: Zinc (mg/L) Analysis Run 5/1/2026 4:33 PM View: Appendix I Intrawell

Plant Bowen Client: Southern Company Data: Bowen LF 3-8

	GWC-24R	GWC-24R
9/16/2014	0.00054 (J)	
10/4/2014	0.0008 (J)	
10/23/2014	<0.01	
11/10/2014	<0.01	
3/4/2015	<0.01	
3/20/2015	<0.01	
4/8/2015	0.0016 (J)	
4/23/2015	<0.01	
7/30/2015	<0.01	
3/4/2016	0.00246 (J)	
7/12/2016	<0.01	
3/20/2017	<0.01	
9/19/2017	0.0028 (J)	
3/13/2018	0.0068 (J)	
9/11/2018	0.0038 (J)	
3/8/2019	<0.01	
9/5/2019	0.0066 (J)	
3/3/2020	0.0033 (J)	
9/9/2020	0.0048 (J)	
3/9/2021	0.0063 (J)	
7/29/2021	<0.01	
1/28/2022	<0.01	
8/9/2022	<0.01	
2/9/2023	<0.01	
8/3/2023	<0.01	
2/15/2024	<0.01	
7/31/2024	<0.01	
2/24/2025	<0.01	
8/26/2025		<0.01
2/12/2026		<0.01

ND substitution: RL or RL/2 if <15% NDs.

Prediction Limit

Constituent: Zinc (mg/L) Analysis Run 5/1/2026 4:33 PM View: Appendix I Intrawell

Plant Bowen Client: Southern Company Data: Bowen LF 3-8

	GWC-25R	GWC-25R
9/16/2014	0.004	
10/4/2014	0.0011 (J)	
10/23/2014	0.0011 (J)	
11/10/2014	0.0028	
3/4/2015	<0.01	
3/20/2015	<0.01	
4/9/2015	<0.01	
4/23/2015	<0.01	
7/30/2015	<0.01	
3/8/2016	0.00218 (J)	
7/18/2016	0.0024 (J)	
3/16/2017	0.0026 (J)	
9/19/2017	<0.01	
3/13/2018	<0.01	
9/11/2018	0.0029 (J)	
3/8/2019	<0.01	
9/5/2019	0.0053 (J)	
3/3/2020	0.0027 (J)	
9/4/2020	<0.01	
3/9/2021	<0.01	
8/2/2021	<0.01	
1/27/2022	<0.01	
8/9/2022	<0.01	
2/9/2023	<0.01	
8/3/2023	<0.01	
2/16/2024	<0.01	
7/31/2024	<0.01	
2/25/2025	<0.01	
8/18/2025		<0.01
2/13/2026		<0.01

ND substitution: RL or RL/2 if <15% NDs.

Prediction Limit

Constituent: Zinc (mg/L) Analysis Run 5/1/2026 4:33 PM View: Appendix I Intrawell

Plant Bowen Client: Southern Company Data: Bowen LF 3-8

	GWC-26	GWC-26
6/20/2023	<0.01	
8/7/2023	<0.01	
10/12/2023	<0.01	
12/12/2023	<0.01	
2/29/2024	0.033	
4/23/2024	<0.01	
6/12/2024	<0.01	
8/27/2024	<0.01	
3/4/2025	<0.01	
8/15/2025		<0.01
2/24/2026		<0.01

ND substitution: RL or RL/2 if <15% NDs.

Prediction Limit

Constituent: Zinc (mg/L) Analysis Run 5/1/2026 4:33 PM View: Appendix I Intrawell

Plant Bowen Client: Southern Company Data: Bowen LF 3-8

	GWC-27	GWC-27
6/23/2023	<0.01	
8/7/2023	<0.01	
10/12/2023	<0.01	
12/12/2023	<0.01	
2/29/2024	0.057	
4/23/2024	<0.01	
6/12/2024	<0.01	
8/26/2024	<0.01	
3/4/2025	<0.01	
8/20/2025		<0.01
3/2/2026		0.0086 (J)

ND substitution: RL or RL/2 if <15% NDs.

Prediction Limit

Constituent: Zinc (mg/L) Analysis Run 5/1/2026 4:33 PM View: Appendix I Intrawell

Plant Bowen Client: Southern Company Data: Bowen LF 3-8

	GWC-31R	GWC-31R
6/23/2023	<0.01	
8/9/2023	<0.01	
10/11/2023	<0.01	
12/12/2023	<0.01	
3/4/2024	<0.01	
4/23/2024	<0.01	
6/11/2024	<0.01	
8/26/2024	<0.01	
3/5/2025	<0.01	
8/19/2025		<0.01
2/27/2026		0.0014 (J)

ND substitution: RL or RL/2 if <15% NDs.

Prediction Limit

Constituent: Zinc (mg/L) Analysis Run 5/1/2026 4:33 PM View: Appendix I Intrawell

Plant Bowen Client: Southern Company Data: Bowen LF 3-8

	GWC-32	GWC-32
6/26/2023	<0.01	
8/9/2023	<0.01	
10/13/2023	<0.01	
12/13/2023	<0.01	
2/29/2024	0.045	
4/24/2024	<0.01	
6/12/2024	<0.01	
8/27/2024	<0.01	
3/6/2025	<0.01	
8/20/2025		<0.01
3/2/2026		<0.01

ND substitution: RL or RL/2 if <15% NDs.

Prediction Limit

Constituent: Zinc (mg/L) Analysis Run 5/1/2026 4:34 PM View: Appendix I Intrawell

Plant Bowen Client: Southern Company Data: Bowen LF 3-8

	GWC-34	GWC-34
6/21/2023	0.0092 (J)	
8/7/2023	<0.02	
10/10/2023	<0.02	
12/13/2023	<0.02	
2/29/2024	0.02	
4/24/2024	0.02	
6/13/2024	0.017 (J)	
8/28/2024	0.032	
9/4/2025		0.023
3/2/2026		0.03

ND substitution: RL or RL/2 if <15% NDs.

Prediction Limit

Constituent: Zinc (mg/L) Analysis Run 5/1/2026 4:34 PM View: Appendix I Intrawell

Plant Bowen Client: Southern Company Data: Bowen LF 3-8

	GWC-34R	GWC-34R
6/21/2023	<0.02	
8/7/2023	<0.02	
10/10/2023	<0.02	
12/13/2023	<0.02	
2/29/2024	<0.02	
4/24/2024	<0.02	
6/13/2024	<0.02	
8/28/2024	<0.02	
9/4/2025		0.0032 (J)
3/2/2026		0.0044 (J)

ND substitution: RL or RL/2 if <15% NDs.

Prediction Limit

Constituent: Zinc (mg/L) Analysis Run 5/1/2026 4:34 PM View: Appendix I Intrawell

Plant Bowen Client: Southern Company Data: Bowen LF 3-8

	GWC-36A	GWC-36A
4/6/2022	0.012 (J)	
8/8/2022	0.011 (J)	
2/8/2023	0.017 (J)	
8/2/2023	<0.02	
2/13/2024	0.016 (J)	
7/30/2024	0.014 (J)	
2/19/2025	0.017 (J)	
8/21/2025		0.0068 (J)
2/12/2026		0.009 (J)

ND substitution: RL or RL/2 if <15% NDs.

Prediction Limit

Constituent: Zinc (mg/L) Analysis Run 5/1/2026 4:34 PM View: Appendix I Intrawell

Plant Bowen Client: Southern Company Data: Bowen LF 3-8

	GWC-36RA	GWC-36RA
9/15/2014	0.44 (O)	
10/3/2014	0.021	
10/20/2014	0.19	
11/10/2014	0.0014 (J)	
3/2/2015	0.032	
3/17/2015	0.034	
4/5/2015	0.089	
4/21/2015	0.16	
7/28/2015	0.15	
3/1/2016	0.0627	
7/6/2016	0.0532	
3/14/2017	0.0401	
9/15/2017	0.0338	
3/12/2018	0.042	
9/6/2018	0.045	
3/7/2019	0.043	
9/4/2019	0.052	
3/2/2020	0.056	
9/14/2020	0.053	
3/26/2021	0.046	
7/27/2021	<0.02	
1/26/2022	<0.02	
8/8/2022	<0.02	
2/8/2023	0.0086 (J)	
8/3/2023	<0.02	
2/13/2024	0.013 (J)	
7/30/2024	0.01 (J)	
2/19/2025	0.013 (J)	
8/21/2025		0.0071 (J)
2/12/2026		0.0082 (J)

ND substitution: RL or RL/2 if <15% NDs.

Prediction Limit

Constituent: Zinc (mg/L) Analysis Run 5/1/2026 4:34 PM View: Appendix I Intrawell

Plant Bowen Client: Southern Company Data: Bowen LF 3-8

	GWC-37	GWC-37
9/16/2014	0.0062	
10/3/2014	0.0085	
10/20/2014	0.0087	
11/10/2014	0.01	
3/2/2015	0.0077	
3/17/2015	0.0086	
4/5/2015	0.0098	
4/22/2015	0.0049	
7/28/2015	0.0099	
3/1/2016	0.00756 (J)	
7/8/2016	0.0098 (J)	
3/14/2017	0.0042 (J)	
9/15/2017	0.0032 (J)	
3/12/2018	0.0025 (J)	
9/6/2018	0.0056 (J)	
3/6/2019	0.0035 (J)	
9/4/2019	0.0086 (J)	
3/2/2020	0.0063 (J)	
9/3/2020	0.0049 (J)	
2/24/2021	0.0038 (J)	
7/28/2021	0.0088 (J)	
1/26/2022	<0.02	
8/8/2022	<0.02	
2/8/2023	<0.02	
8/2/2023	<0.02	
2/13/2024	<0.02	
7/30/2024	<0.02	
2/19/2025	0.0046 (J)	
8/27/2025		0.0041 (J)
2/12/2026		0.0047 (J)

ND substitution: RL or RL/2 if <15% NDs.

Prediction Limit

Constituent: Zinc (mg/L) Analysis Run 5/1/2026 4:34 PM View: Appendix I Intrawell

Plant Bowen Client: Southern Company Data: Bowen LF 3-8

	GWC-38	GWC-38
9/16/2014	0.0054	
10/3/2014	0.007	
10/20/2014	0.0052	
11/10/2014	0.0054	
3/2/2015	0.041 (O)	
3/17/2015	0.014	
4/6/2015	0.0044	
4/22/2015	0.0023 (J)	
7/28/2015	0.0035	
3/2/2016	0.0029 (J)	
7/7/2016	0.0023 (J)	
3/23/2017	0.0049 (J)	
9/19/2017	0.002 (J)	
3/13/2018	<0.01	
9/6/2018	0.0033 (J)	
3/7/2019	<0.01	
9/4/2019	0.0056 (J)	
3/2/2020	0.0032 (J)	
9/3/2020	<0.01	
2/24/2021	<0.01	
7/28/2021	<0.01	
1/25/2022	<0.01	
8/5/2022	<0.01	
2/8/2023	<0.01	
8/2/2023	<0.01	
2/13/2024	<0.01	
7/30/2024	<0.01	
2/19/2025	0.0029 (J)	
8/21/2025		<0.01
2/12/2026		0.0017 (J)

ND substitution: RL or RL/2 if <15% NDs.

FIGURE E.

Appendix I Interwell Prediction Limits - Two-Step - All Results (No Significant)

Plant Bowen Client: Southern Company Data: Bowen LF 3-8 Printed 5/1/2026, 4:54 PM

Constituent	Well	Upper Lim.	Lower Lim.	Date	Observ.	Sig.	Bg N	%NDs	ND Adj.	Transform	Alpha	Method
Barium (mg/L)	GWC-20R	0.071	n/a	2/12/2026	0.041	No	725	0.4138	n/a	n/a	0.00004892	NP Inter (normality) 1 of 2
Barium (mg/L)	GWC-26	0.071	n/a	2/24/2026	0.036	No	725	0.4138	n/a	n/a	0.00004892	NP Inter (normality) 1 of 2
Barium (mg/L)	GWC-27	0.071	n/a	3/2/2026	0.018	No	725	0.4138	n/a	n/a	0.00004892	NP Inter (normality) 1 of 2
Barium (mg/L)	GWC-28	0.071	n/a	3/2/2026	0.026	No	725	0.4138	n/a	n/a	0.00004892	NP Inter (normality) 1 of 2
Cobalt (mg/L)	GWC-34	0.022	n/a	3/2/2026	0.017	No	739	82.68	n/a	n/a	0.00004892	NP Inter (NDs) 1 of 2
Cobalt (mg/L)	GWC-34R	0.022	n/a	3/2/2026	0.0034J	No	739	82.68	n/a	n/a	0.00004892	NP Inter (NDs) 1 of 2
Zinc (mg/L)	GWC-22R	0.063	n/a	2/13/2026	0.013	No	610	50.49	n/a	n/a	0.00004892	NP Inter (NDs) 1 of 2

Sanitas™ v.10.1.06e Software licensed to Groundwater Stats Consulting. UG

Within Limit

Prediction Limit

Interwell Non-parametric

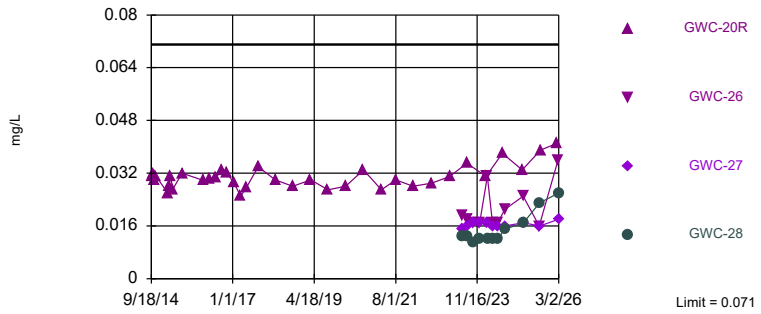

Non-parametric test used in lieu of parametric prediction limit because the Chi Squared normality test showed the data to be non-normal at the 0.01 alpha level. Limit is highest of 725 background values. 0.4138% NDs. Annual per-constituent alpha = 0.002931. Individual comparison alpha = 0.00004892 (1 of 2). Comparing 4 points to limit. Assumes 26 future values.

Constituent: Barium Analysis Run 5/1/2026 4:45 PM View: Appendix I Interwell Two-Step

Plant Bowen Client: Southern Company Data: Bowen LF 3-8

Sanitas™ v.10.1.06e Software licensed to Groundwater Stats Consulting. UG

Within Limit

Prediction Limit

Interwell Non-parametric

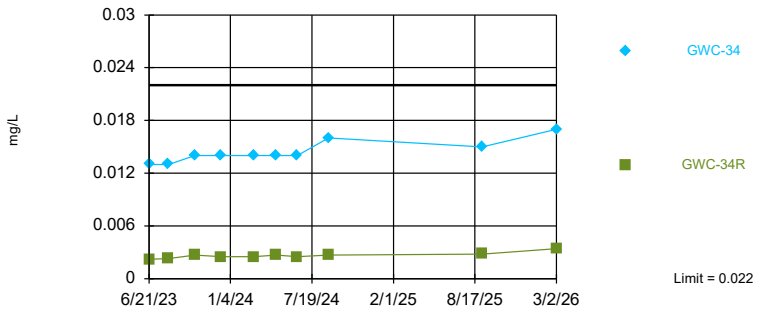

Non-parametric test used in lieu of parametric prediction limit because censored data exceeded 50%. Limit is highest of 739 background values. 82.68% NDs. Annual per-constituent alpha = 0.002931. Individual comparison alpha = 0.00004892 (1 of 2). Comparing 2 points to limit. Assumes 28 future values.

Constituent: Cobalt Analysis Run 5/1/2026 4:45 PM View: Appendix I Interwell Two-Step

Plant Bowen Client: Southern Company Data: Bowen LF 3-8

Sanitas™ v.10.1.06e Software licensed to Groundwater Stats Consulting. UG

Hollow symbols indicate censored values.

Within Limit

Prediction Limit

Interwell Non-parametric

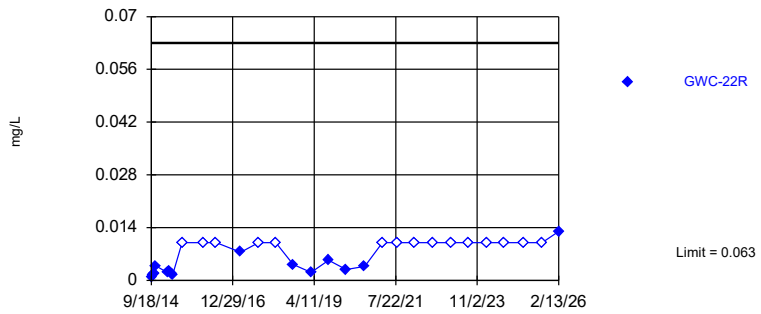

Non-parametric test used in lieu of parametric prediction limit because censored data exceeded 50%. Limit is highest of 610 background values. 50.49% NDs. Annual per-constituent alpha = 0.002931. Individual comparison alpha = 0.00004892 (1 of 2). Assumes 29 future values.

Constituent: Zinc Analysis Run 5/1/2026 4:45 PM View: Appendix I Interwell Two-Step

Plant Bowen Client: Southern Company Data: Bowen LF 3-8

Prediction Limit

Constituent: Barium (mg/L) Analysis Run 5/1/2026 4:54 PM View: Appendix I Interwell Two-Step

Plant Bowen Client: Southern Company Data: Bowen LF 3-8

	GWA-1 (bg)	GWA-2R (bg)	GWA-2 (bg)	GWA-50R (bg)	GWA-50 (bg)	GWA-4RZ (bg)	GWA-3A (bg)	GWC-20R	GWA-51RZ (bg)
8/23/2007	0.02	0.0098	0.0073				0.015 (O)		
10/23/2007	0.039								
10/24/2007		0.015	0.027						
11/2/2007							0.017 (O)		
11/18/2007	0.04	0.011	0.13 (O)				0.019 (O)		
1/30/2008	0.04								
1/31/2008		0.13 (O)	0.0077				0.011 (O)		
3/10/2008	0.033	0.0078							
3/11/2008			0.015				0.016 (O)		
5/6/2008			0.017						
5/13/2008	0.03	0.0077							
5/14/2008							0.013 (O)		
12/4/2008		0.0089	0.14 (O)						
12/5/2008	0.0087						0.021 (O)		
12/12/2008				0.016	0.098 (O)				
4/15/2009	0.023						0.012 (O)		
4/21/2009		0.013	0.018						
4/23/2009				0.14 (O)	0.013				
5/20/2009						0.025			
10/6/2009				0.12 (O)	0.011				
10/7/2009	0.15 (O)		0.014						
10/8/2009		0.008					0.011 (O)		
10/19/2009						0.019			
4/21/2010		0.01							
4/26/2010			0.017						
4/27/2010					0.016	0.015			
4/28/2010							0.0081		
5/3/2010	0.025			0.12 (O)					
9/28/2010		0.0036							
9/30/2010					0.013				
10/4/2010			0.011			0.022			
10/6/2010							0.0083		
10/11/2010				0.019					
10/12/2010	0.029								
4/12/2011		0.0084							
4/13/2011			0.026						
4/14/2011					0.011	0.01			
4/21/2011							0.0053		
4/27/2011	0.026			0.02					
10/4/2011		0.0066							
10/5/2011			0.021		0.015	0.012			
10/13/2011							0.0071		
10/17/2011	0.021								
10/19/2011				0.014					
4/3/2012		0.0625 (O)							
4/11/2012			0.0311		0.0102	0.0113			
5/1/2012				0.013			0.0067		
5/2/2012	0.0212								
10/2/2012				0.015	0.0091	0.017			
10/8/2012	0.019								
10/9/2012		0.01	0.018				0.0055		
4/9/2013					0.01				

Prediction Limit

Constituent: Barium (mg/L) Analysis Run 5/1/2026 4:54 PM View: Appendix I Interwell Two-Step

Plant Bowen Client: Southern Company Data: Bowen LF 3-8

	GWA-1 (bg)	GWA-2R (bg)	GWA-2 (bg)	GWA-50R (bg)	GWA-50 (bg)	GWA-4RZ (bg)	GWA-3A (bg)	GWC-20R	GWA-51RZ (bg)
4/10/2013				0.016					
4/11/2013		0.021				0.019	0.0061		
4/12/2013	0.022								
4/15/2013			0.056						
10/15/2013			0.018		0.0098				
10/16/2013	0.02	0.033		0.017			0.0062		
10/21/2013						0.011			
4/10/2014		0.021			0.011				
4/11/2014	0.018								
4/22/2014			0.035	0.017					
4/23/2014						0.0098	0.0047		
9/18/2014								0.031	
9/30/2014	0.013	0.0062	0.0041						
10/1/2014				0.013	0.0033				
10/4/2014						0.021	0.0055		
10/5/2014								0.032	
10/22/2014								0.03	
11/5/2014								0.031	
3/4/2015								0.026	
3/19/2015								0.028	
3/30/2015	0.021	0.011	0.036	0.014	0.0043				
3/31/2015						0.012	0.0076		
4/7/2015								0.031	
4/24/2015								0.027	
5/8/2015									0.0094
5/9/2015									
5/17/2015									0.014
5/18/2015									
5/19/2015									
5/25/2015									0.012
5/26/2015									
6/8/2015									0.0094
6/9/2015									
6/17/2015									
6/18/2015									0.0075
6/24/2015									0.0056
6/25/2015									
6/30/2015									0.0047
7/1/2015									
7/6/2015									0.0047
7/7/2015									
7/30/2015								0.032	
8/12/2015									0.00383 (J)
8/13/2015									
10/11/2015				0.0093	0.0038	0.012			
10/12/2015							0.0049		
10/13/2015	0.012	0.0065	0.0048						
12/8/2015									0.0049
2/29/2016									
3/2/2016									
3/3/2016									
3/8/2016								0.0298	

Prediction Limit

Constituent: Barium (mg/L) Analysis Run 5/1/2026 4:54 PM View: Appendix I Interwell Two-Step

Plant Bowen Client: Southern Company Data: Bowen LF 3-8

	GWA-1 (bg)	GWA-2R (bg)	GWA-2 (bg)	GWA-50R (bg)	GWA-50 (bg)	GWA-4RZ (bg)	GWA-3A (bg)	GWC-20R	GWA-51RZ (bg)
3/11/2016									
3/14/2016									
3/15/2016									
3/22/2016	0.0182								
3/23/2016		0.0206	0.0271				0.00742 (J)		
3/28/2016				0.0155	0.0133				
5/3/2016									
5/4/2016									0.0207
5/9/2016								0.0304	
5/11/2016									
5/12/2016									
5/13/2016									
5/16/2016									
5/19/2016	0.0193	0.0109							
5/20/2016			0.0206						
5/23/2016					0.0109		0.00532 (J)		
5/25/2016				0.0143					
7/7/2016									0.0207
7/8/2016									
7/11/2016									
7/14/2016								0.0307	
7/19/2016									
7/20/2016									
7/21/2016									
7/22/2016									
7/29/2016	0.0174	0.007 (J)	0.0275				0.0053 (J)		
8/1/2016				0.0129	0.0058 (J)				
9/7/2016									
9/8/2016									0.0278
9/9/2016									
9/12/2016								0.0331	
9/15/2016									
9/16/2016									
9/19/2016									
9/21/2016									
9/22/2016		0.0071 (J)					0.0058 (J)		
9/23/2016	0.0168		0.0384						
9/26/2016				0.0177	0.0092 (J)				
10/26/2016									0.0204
10/27/2016									
10/31/2016								0.0321	
11/2/2016									
11/3/2016									
11/9/2016	0.0171		0.0266						
11/10/2016		0.0052 (J)			0.0083 (J)		0.0051 (J)		
11/11/2016				0.0117					
1/6/2017									0.0221
1/9/2017									
1/12/2017								0.0291	
1/17/2017									
1/18/2017									
1/30/2017	0.019			0.0113	0.0117				

Prediction Limit

Constituent: Barium (mg/L) Analysis Run 5/1/2026 4:54 PM View: Appendix I Interwell Two-Step

Plant Bowen Client: Southern Company Data: Bowen LF 3-8

	GWA-1 (bg)	GWA-2R (bg)	GWA-2 (bg)	GWA-50R (bg)	GWA-50 (bg)	GWA-4RZ (bg)	GWA-3A (bg)	GWC-20R	GWA-51RZ (bg)
1/31/2017		0.0076 (J)	0.0094 (J)				0.0054 (J)		
2/21/2017									
2/22/2017						0.0273			
3/15/2017									0.0172
3/16/2017									
3/22/2017								0.025	
3/24/2017									
3/27/2017									
3/28/2017									
3/30/2017	0.0184		0.0262				0.0049 (J)		
4/3/2017		0.007 (J)		0.0166					
4/7/2017					0.0109	0.024			
5/17/2017									
5/18/2017									0.0181
5/19/2017									
5/22/2017								0.0276	
5/24/2017									
6/6/2017									
6/7/2017									
6/8/2017									
6/9/2017	0.0174	0.0074 (J)							
6/12/2017			0.0288	0.017	0.0094 (J)		0.005 (J)		
6/14/2017						0.027			
7/12/2017						0.027			
7/17/2017									
7/19/2017									0.018
7/20/2017						0.0304			
7/27/2017									
7/28/2017						0.0269			
8/9/2017						0.0254			
8/24/2017						0.0285			
9/15/2017									
9/18/2017									
9/19/2017								0.034	0.0271
9/22/2017									
9/25/2017									
9/26/2017									
9/29/2017									
10/2/2017	0.0167	0.0085 (J)	0.0048 (J)	0.0157	0.0122				
10/3/2017						0.0294			
10/4/2017							0.0047 (J)		
3/12/2018									
3/13/2018									0.017
3/14/2018								0.03	
3/15/2018									
3/16/2018	0.016	0.015		0.012	0.0084 (J)				
3/19/2018			0.037				0.0047 (J)		
3/21/2018						0.03			
9/6/2018									
9/7/2018									0.022
9/10/2018								0.028	
9/11/2018									

Prediction Limit

Constituent: Barium (mg/L) Analysis Run 5/1/2026 4:54 PM View: Appendix I Interwell Two-Step

Plant Bowen Client: Southern Company Data: Bowen LF 3-8

	GWA-1 (bg)	GWA-2R (bg)	GWA-2 (bg)	GWA-50R (bg)	GWA-50 (bg)	GWA-4RZ (bg)	GWA-3A (bg)	GWC-20R	GWA-51RZ (bg)
9/12/2018									
9/14/2018		0.0095 (J)	0.0059 (J)						
9/17/2018	0.015				0.01		0.0041 (J)		
9/18/2018				0.0099 (J)		0.032			
3/7/2019									
3/8/2019									0.015
3/12/2019								0.03	
3/13/2019									
3/14/2019									
3/15/2019									
3/19/2019		0.024		0.013	0.012				
3/20/2019	0.019		0.0072 (J)				0.0042 (J)		
3/21/2019						0.04			
9/4/2019									
9/5/2019									0.018
9/6/2019								0.027	
9/9/2019									
9/10/2019									
9/11/2019									
9/12/2019	0.018		0.0056 (J)	0.011					
9/13/2019		0.012			0.0088 (J)	0.034	0.0042 (J)		
3/2/2020									
3/3/2020									0.017
3/4/2020									
3/5/2020								0.028	
3/6/2020									
3/9/2020									
3/11/2020	0.016	0.027	0.035	0.0095 (J)	0.0077 (J)		0.0041 (J)		
3/12/2020						0.053			
9/3/2020									
9/4/2020								0.033	
9/8/2020									
9/9/2020									0.017
9/10/2020									
9/11/2020									
9/14/2020									
9/15/2020	0.019	0.013	0.019	0.0089 (J)					
9/16/2020					0.0081 (J)				
9/17/2020						0.036			
2/24/2021									
2/25/2021									0.018
2/26/2021									
3/9/2021								0.027	
3/10/2021									
3/11/2021									
3/12/2021									
3/16/2021	0.018	0.013				0.042			
3/17/2021			0.025	0.012	0.0074				
3/29/2021							0.0073		
7/27/2021									
7/28/2021									0.019
7/29/2021									

Prediction Limit

Constituent: Barium (mg/L) Analysis Run 5/1/2026 4:54 PM View: Appendix I Interwell Two-Step

Plant Bowen Client: Southern Company Data: Bowen LF 3-8

	GWA-1 (bg)	GWA-2R (bg)	GWA-2 (bg)	GWA-50R (bg)	GWA-50 (bg)	GWA-4RZ (bg)	GWA-3A (bg)	GWC-20R	GWA-51RZ (bg)
8/2/2021								0.03	
8/4/2021									
8/5/2021									
8/6/2021									
8/9/2021	0.019	0.029	0.024	0.0089	0.0071		0.0073		
8/10/2021						0.045			
1/25/2022									
1/26/2022									0.034
1/27/2022								0.028	
1/31/2022									
2/1/2022	0.015	0.024	0.026		0.0065				
2/2/2022				0.009			0.0064		
2/3/2022						0.063			
8/5/2022									
8/8/2022									
8/9/2022								0.029	0.015
8/10/2022									
8/11/2022									
8/12/2022									
8/16/2022	0.017	0.027	0.021		0.0072		0.0067		
8/17/2022				0.0091		0.034			
2/10/2023								0.031	
2/13/2023									
2/14/2023									
2/16/2023	0.018	0.028	0.029	0.0081	0.0067				
2/17/2023						0.043	0.0065		
6/20/2023									
6/23/2023									
7/25/2023									
7/26/2023									
7/27/2023	0.018	0.024	0.02						
7/28/2023				0.0079	0.0075	0.043			
8/1/2023							0.0074		
8/3/2023								0.035	
8/7/2023									
8/8/2023									
10/12/2023									
12/12/2023									
2/15/2024								0.031	
2/19/2024									
2/20/2024									
2/22/2024	0.018		0.021	0.008	0.0073		0.0074		
2/26/2024		0.021							
2/27/2024						0.046			
2/29/2024									
3/4/2024									
4/23/2024									
4/24/2024									
6/12/2024									
8/1/2024								0.038	
8/2/2024									
8/6/2024		0.015							

Prediction Limit

Constituent: Barium (mg/L) Analysis Run 5/1/2026 4:54 PM View: Appendix I Interwell Two-Step

Plant Bowen Client: Southern Company Data: Bowen LF 3-8

	GWA-1 (bg)	GWA-2R (bg)	GWA-2 (bg)	GWA-50R (bg)	GWA-50 (bg)	GWA-4RZ (bg)	GWA-3A (bg)	GWC-20R	GWA-51RZ (bg)
8/7/2024	0.015		0.017						
8/8/2024				0.0079	0.0073	0.053	0.0068		
8/26/2024									
8/27/2024									
2/20/2025								0.033	
2/25/2025									
2/26/2025							0.0075		
2/27/2025	0.017	0.028	0.024		0.0074				
2/28/2025				0.0081		0.043			
3/4/2025									
3/6/2025									
8/15/2025									
8/19/2025									
8/20/2025									
8/26/2025								0.039	
8/27/2025									
8/28/2025									
9/2/2025	0.017	0.014	0.022	0.008	0.0075		0.0078		
9/3/2025						0.038			
2/12/2026								0.041	
2/16/2026									
2/17/2026				0.0081	0.0071		0.0079		
2/18/2026	0.017	0.012	0.023			0.045			
2/24/2026									
3/2/2026									

Prediction Limit

Constituent: Barium (mg/L) Analysis Run 5/1/2026 4:54 PM View: Appendix I Interwell Two-Step

Plant Bowen Client: Southern Company Data: Bowen LF 3-8

	GWA-53R (bg)	GWA-52 (bg)	GWA-55 (bg)	GWA-54 (bg)	GWA-55R (bg)	GWA-53 (bg)	GWA-56 (bg)	GWA-43 (bg)	GWA-43R (bg)
8/23/2007									
10/23/2007									
10/24/2007									
11/2/2007									
11/18/2007									
1/30/2008									
1/31/2008									
3/10/2008									
3/11/2008									
5/6/2008									
5/13/2008									
5/14/2008									
12/4/2008									
12/5/2008									
12/12/2008									
4/15/2009									
4/21/2009									
4/23/2009									
5/20/2009									
10/6/2009									
10/7/2009									
10/8/2009									
10/19/2009									
4/21/2010									
4/26/2010									
4/27/2010									
4/28/2010									
5/3/2010									
9/28/2010									
9/30/2010									
10/4/2010									
10/6/2010									
10/11/2010									
10/12/2010									
4/12/2011									
4/13/2011									
4/14/2011									
4/21/2011									
4/27/2011									
10/4/2011									
10/5/2011									
10/13/2011									
10/17/2011									
10/19/2011									
4/3/2012									
4/11/2012									
5/1/2012									
5/2/2012									
10/2/2012									
10/8/2012									
10/9/2012									
4/9/2013									

Prediction Limit

Constituent: Barium (mg/L) Analysis Run 5/1/2026 4:54 PM View: Appendix I Interwell Two-Step

Plant Bowen Client: Southern Company Data: Bowen LF 3-8

	GWA-53R (bg)	GWA-52 (bg)	GWA-55 (bg)	GWA-54 (bg)	GWA-55R (bg)	GWA-53 (bg)	GWA-56 (bg)	GWA-43 (bg)	GWA-43R (bg)
4/10/2013									
4/11/2013									
4/12/2013									
4/15/2013									
10/15/2013									
10/16/2013									
10/21/2013									
4/10/2014									
4/11/2014									
4/22/2014									
4/23/2014									
9/18/2014									
9/30/2014									
10/1/2014									
10/4/2014									
10/5/2014									
10/22/2014									
11/5/2014									
3/4/2015									
3/19/2015									
3/30/2015									
3/31/2015									
4/7/2015									
4/24/2015									
5/8/2015	0.014	0.033							
5/9/2015			0.022	0.054	0.042	0.044	0.018		
5/17/2015	0.015	0.04							
5/18/2015			0.031	0.058	0.063	0.04			
5/19/2015							0.02		
5/25/2015	0.014	0.039		0.051		0.036			
5/26/2015			0.028		0.057		0.02		
6/8/2015	0.014	0.031				0.028			
6/9/2015			0.031	0.034	0.07		0.02		
6/17/2015			0.029	0.032	0.065	0.026	0.019		
6/18/2015	0.013	0.039							
6/24/2015	0.014	0.042				0.021			
6/25/2015			0.024	0.032	0.068		0.019		
6/30/2015	0.014	0.033				0.018			
7/1/2015			0.026	0.029	0.069		0.018		
7/6/2015	0.013	0.031				0.018			
7/7/2015			0.027	0.029	0.071		0.019		
7/30/2015									
8/12/2015	0.015 (J)	0.0355	<0.02	0.027	<0.02	0.0237	<0.02		
8/13/2015			0.02		0.0601		0.0269		
10/11/2015									
10/12/2015									
10/13/2015									
12/8/2015									
2/29/2016		0.028							
3/2/2016	0.015		0.0276	0.0297		0.017			
3/3/2016					0.0424		0.0259		
3/8/2016									

ND substitution: RL or RL/2 if <15% NDs.

Prediction Limit

Constituent: Barium (mg/L) Analysis Run 5/1/2026 4:54 PM View: Appendix I Interwell Two-Step

Plant Bowen Client: Southern Company Data: Bowen LF 3-8

	GWA-53R (bg)	GWA-52 (bg)	GWA-55 (bg)	GWA-54 (bg)	GWA-55R (bg)	GWA-53 (bg)	GWA-56 (bg)	GWA-43 (bg)	GWA-43R (bg)
3/11/2016								0.0116	0.00819 (J)
3/14/2016									
3/15/2016									
3/22/2016									
3/23/2016									
3/28/2016									
5/3/2016	0.0144		0.0291		0.0477	0.016			
5/4/2016		0.0273		0.0299					
5/9/2016							0.0236		
5/11/2016									
5/12/2016									
5/13/2016								0.0361	0.00756 (J)
5/16/2016									
5/19/2016									
5/20/2016									
5/23/2016									
5/25/2016									
7/7/2016									
7/8/2016		0.0284		0.0294		0.0156			
7/11/2016	0.0145		0.0225		0.0506		0.0295		
7/14/2016									
7/19/2016								0.036	0.0079 (J)
7/20/2016									
7/21/2016									
7/22/2016									
7/29/2016									
8/1/2016									
9/7/2016	0.014								
9/8/2016		0.0242		0.0275		0.0144			
9/9/2016			0.018		0.0478		0.0259		
9/12/2016									
9/15/2016									
9/16/2016								0.0259	0.0078 (J)
9/19/2016									
9/21/2016									
9/22/2016									
9/23/2016									
9/26/2016									
10/26/2016		0.021	0.0177	0.0263		0.0128	0.0231		
10/27/2016	0.0142				0.0472				
10/31/2016									
11/2/2016								0.037	0.0082 (J)
11/3/2016									
11/9/2016									
11/10/2016									
11/11/2016									
1/6/2017	0.0139	0.0219							
1/9/2017			0.0183	0.0263	0.0507	0.0134	0.0273		
1/12/2017									
1/17/2017									
1/18/2017								0.0248	0.0085 (J)
1/30/2017									

Prediction Limit

Constituent: Barium (mg/L) Analysis Run 5/1/2026 4:54 PM View: Appendix I Interwell Two-Step

Plant Bowen Client: Southern Company Data: Bowen LF 3-8

	GWA-53R (bg)	GWA-52 (bg)	GWA-55 (bg)	GWA-54 (bg)	GWA-55R (bg)	GWA-53 (bg)	GWA-56 (bg)	GWA-43 (bg)	GWA-43R (bg)
1/31/2017									
2/21/2017									
2/22/2017									
3/15/2017		0.0202		0.0262			0.0286		
3/16/2017	0.0145		0.0175		0.0497	0.0129			
3/22/2017									
3/24/2017									
3/27/2017									
3/28/2017								0.0222	0.0084 (J)
3/30/2017									
4/3/2017									
4/7/2017									
5/17/2017		0.0219							
5/18/2017			0.0203	0.0276	0.0466		0.0253		
5/19/2017	0.0161					0.0141			
5/22/2017									
5/24/2017									
6/6/2017								0.02	0.0078 (J)
6/7/2017									
6/8/2017									
6/9/2017									
6/12/2017									
6/14/2017									
7/12/2017									
7/17/2017									
7/19/2017									
7/20/2017									
7/27/2017									
7/28/2017									
8/9/2017									
8/24/2017									
9/15/2017		0.0209	0.0197	0.0281			0.0247		
9/18/2017					0.0436				
9/19/2017	0.0153					0.0127			
9/22/2017								0.0179	0.0076 (J)
9/25/2017									
9/26/2017									
9/29/2017									
10/2/2017									
10/3/2017									
10/4/2017									
3/12/2018			0.023		0.041				
3/13/2018	0.015	0.02		0.034		0.013	0.031		
3/14/2018								0.016	
3/15/2018									0.0092 (J)
3/16/2018									
3/19/2018									
3/21/2018									
9/6/2018		0.024		0.04					
9/7/2018			0.025		0.039		0.034		
9/10/2018									
9/11/2018	0.015					0.013			

Prediction Limit

Constituent: Barium (mg/L) Analysis Run 5/1/2026 4:54 PM View: Appendix I Interwell Two-Step

Plant Bowen Client: Southern Company Data: Bowen LF 3-8

	GWA-53R (bg)	GWA-52 (bg)	GWA-55 (bg)	GWA-54 (bg)	GWA-55R (bg)	GWA-53 (bg)	GWA-56 (bg)	GWA-43 (bg)	GWA-43R (bg)
9/12/2018								0.017	0.008 (J)
9/14/2018									
9/17/2018									
9/18/2018									
3/7/2019		0.025		0.039	0.033		0.042		
3/8/2019			0.027			0.012			
3/12/2019	0.016								
3/13/2019								0.014	0.0077 (J)
3/14/2019									
3/15/2019									
3/19/2019									
3/20/2019									
3/21/2019									
9/4/2019		0.02					0.033		
9/5/2019	0.014		0.024	0.034	0.032	0.013			
9/6/2019									
9/9/2019									
9/10/2019									
9/11/2019								0.015	0.0079 (J)
9/12/2019									
9/13/2019									
3/2/2020		0.023							
3/3/2020			0.023	0.031					
3/4/2020	0.015				0.029	0.013	0.039		
3/5/2020									
3/6/2020									
3/9/2020								0.012	0.0069 (J)
3/11/2020									
3/12/2020									
9/3/2020		0.017							
9/4/2020			0.022		0.032		0.033		
9/8/2020	0.013			0.035		0.012			
9/9/2020									
9/10/2020									
9/11/2020								0.024	
9/14/2020									0.0075 (J)
9/15/2020									
9/16/2020									
9/17/2020									
2/24/2021		0.025							
2/25/2021			0.028	0.034	0.034		0.032		
2/26/2021	0.015					0.013			
3/9/2021									
3/10/2021									
3/11/2021								0.0096	0.0069
3/12/2021									
3/16/2021									
3/17/2021									
3/29/2021									
7/27/2021		0.026		0.028					
7/28/2021			0.027		0.03		0.035		
7/29/2021	0.015					0.013			

Prediction Limit

Constituent: Barium (mg/L) Analysis Run 5/1/2026 4:54 PM View: Appendix I Interwell Two-Step

Plant Bowen Client: Southern Company Data: Bowen LF 3-8

	GWA-53R (bg)	GWA-52 (bg)	GWA-55 (bg)	GWA-54 (bg)	GWA-55R (bg)	GWA-53 (bg)	GWA-56 (bg)	GWA-43 (bg)	GWA-43R (bg)
8/2/2021									
8/4/2021									
8/5/2021									0.0069
8/6/2021								0.015	
8/9/2021									
8/10/2021									
1/25/2022		0.023		0.031					
1/26/2022	0.014		0.026			0.013	0.032		
1/27/2022					0.032				
1/31/2022								0.014	0.0076
2/1/2022									
2/2/2022									
2/3/2022									
8/5/2022		0.019		0.03			0.033		
8/8/2022	0.013		0.026		0.027	0.011			
8/9/2022									
8/10/2022									0.0066
8/11/2022								0.016	
8/12/2022									
8/16/2022									
8/17/2022									
2/10/2023									
2/13/2023									0.0064
2/14/2023								0.011	
2/16/2023									
2/17/2023									
6/20/2023									
6/23/2023									
7/25/2023								0.012	0.0073
7/26/2023									
7/27/2023									
7/28/2023									
8/1/2023									
8/3/2023									
8/7/2023									
8/8/2023									
10/12/2023									
12/12/2023									
2/15/2024									
2/19/2024									
2/20/2024								0.011	0.0074
2/22/2024									
2/26/2024									
2/27/2024									
2/29/2024									
3/4/2024									
4/23/2024									
4/24/2024									
6/12/2024									
8/1/2024									
8/2/2024								0.0099	0.0072
8/6/2024									

Prediction Limit

Constituent: Barium (mg/L) Analysis Run 5/1/2026 4:54 PM View: Appendix I Interwell Two-Step

Plant Bowen Client: Southern Company Data: Bowen LF 3-8

	GWA-53R (bg)	GWA-52 (bg)	GWA-55 (bg)	GWA-54 (bg)	GWA-55R (bg)	GWA-53 (bg)	GWA-56 (bg)	GWA-43 (bg)	GWA-43R (bg)
8/7/2024									
8/8/2024									
8/26/2024									
8/27/2024									
2/20/2025									
2/25/2025								0.01	0.0074
2/26/2025									
2/27/2025									
2/28/2025									
3/4/2025									
3/6/2025									
8/15/2025									
8/19/2025									
8/20/2025									
8/26/2025									
8/27/2025									
8/28/2025								0.012	0.0072
9/2/2025									
9/3/2025									
2/12/2026									
2/16/2026								0.013	0.0075
2/17/2026									
2/18/2026									
2/24/2026									
3/2/2026									

Prediction Limit

Constituent: Barium (mg/L) Analysis Run 5/1/2026 4:54 PM View: Appendix I Interwell Two-Step

Plant Bowen Client: Southern Company Data: Bowen LF 3-8

	GWA-42 (bg)	GWA-39Z (bg)	GWA-40 (bg)	GWA-41R (bg)	GWA-41 (bg)	GWA-39RZ (bg)	GWC-28	GWC-26	GWC-27
8/23/2007									
10/23/2007									
10/24/2007									
11/2/2007									
11/18/2007									
1/30/2008									
1/31/2008									
3/10/2008									
3/11/2008									
5/6/2008									
5/13/2008									
5/14/2008									
12/4/2008									
12/5/2008									
12/12/2008									
4/15/2009									
4/21/2009									
4/23/2009									
5/20/2009									
10/6/2009									
10/7/2009									
10/8/2009									
10/19/2009									
4/21/2010									
4/26/2010									
4/27/2010									
4/28/2010									
5/3/2010									
9/28/2010									
9/30/2010									
10/4/2010									
10/6/2010									
10/11/2010									
10/12/2010									
4/12/2011									
4/13/2011									
4/14/2011									
4/21/2011									
4/27/2011									
10/4/2011									
10/5/2011									
10/13/2011									
10/17/2011									
10/19/2011									
4/3/2012									
4/11/2012									
5/1/2012									
5/2/2012									
10/2/2012									
10/8/2012									
10/9/2012									
4/9/2013									

Prediction Limit

Constituent: Barium (mg/L) Analysis Run 5/1/2026 4:54 PM View: Appendix I Interwell Two-Step

Plant Bowen Client: Southern Company Data: Bowen LF 3-8

	GWA-42 (bg)	GWA-39Z (bg)	GWA-40 (bg)	GWA-41R (bg)	GWA-41 (bg)	GWA-39RZ (bg)	GWC-28	GWC-26	GWC-27
4/10/2013									
4/11/2013									
4/12/2013									
4/15/2013									
10/15/2013									
10/16/2013									
10/21/2013									
4/10/2014									
4/11/2014									
4/22/2014									
4/23/2014									
9/18/2014									
9/30/2014									
10/1/2014									
10/4/2014									
10/5/2014									
10/22/2014									
11/5/2014									
3/4/2015									
3/19/2015									
3/30/2015									
3/31/2015									
4/7/2015									
4/24/2015									
5/8/2015									
5/9/2015									
5/17/2015									
5/18/2015									
5/19/2015									
5/25/2015									
5/26/2015									
6/8/2015									
6/9/2015									
6/17/2015									
6/18/2015									
6/24/2015									
6/25/2015									
6/30/2015									
7/1/2015									
7/6/2015									
7/7/2015									
7/30/2015									
8/12/2015									
8/13/2015									
10/11/2015									
10/12/2015									
10/13/2015									
12/8/2015									
2/29/2016									
3/2/2016									
3/3/2016									
3/8/2016									

Prediction Limit

Constituent: Barium (mg/L) Analysis Run 5/1/2026 4:54 PM View: Appendix I Interwell Two-Step

Plant Bowen Client: Southern Company Data: Bowen LF 3-8

	GWA-42 (bg)	GWA-39Z (bg)	GWA-40 (bg)	GWA-41R (bg)	GWA-41 (bg)	GWA-39RZ (bg)	GWC-28	GWC-26	GWC-27
3/11/2016	0.00639 (J)								
3/14/2016		0.0234							
3/15/2016			0.0101	0.0462	0.0291				
3/22/2016									
3/23/2016									
3/28/2016									
5/3/2016									
5/4/2016									
5/9/2016									
5/11/2016		0.00793 (J)	0.00992 (J)						
5/12/2016					0.0322				
5/13/2016				0.0265					
5/16/2016	0.00622 (J)								
5/19/2016									
5/20/2016									
5/23/2016									
5/25/2016									
7/7/2016									
7/8/2016									
7/11/2016									
7/14/2016									
7/19/2016		0.0045 (J)							
7/20/2016					0.0313				
7/21/2016			0.009 (J)	0.0243					
7/22/2016	0.0062 (J)								
7/29/2016									
8/1/2016									
9/7/2016									
9/8/2016									
9/9/2016									
9/12/2016									
9/15/2016		0.0057 (J)	0.0109		0.0217				
9/16/2016									
9/19/2016	0.0064 (J)								
9/21/2016				0.0145					
9/22/2016									
9/23/2016									
9/26/2016									
10/26/2016									
10/27/2016									
10/31/2016									
11/2/2016		0.0043 (J)							
11/3/2016	0.0058 (J)		0.0115	0.0082 (J)	0.0272				
11/9/2016									
11/10/2016									
11/11/2016									
1/6/2017									
1/9/2017									
1/12/2017									
1/17/2017	0.0061 (J)		0.0101	0.007 (J)					
1/18/2017		0.0085 (J)			0.0286				
1/30/2017									

Prediction Limit

Constituent: Barium (mg/L) Analysis Run 5/1/2026 4:54 PM View: Appendix I Interwell Two-Step

Plant Bowen Client: Southern Company Data: Bowen LF 3-8

	GWA-42 (bg)	GWA-39Z (bg)	GWA-40 (bg)	GWA-41R (bg)	GWA-41 (bg)	GWA-39RZ (bg)	GWC-28	GWC-26	GWC-27
1/31/2017									
2/21/2017						0.0178			
2/22/2017									
3/15/2017									
3/16/2017									
3/22/2017									
3/24/2017			0.0086 (J)		0.0307				
3/27/2017	0.0063 (J)			0.016		0.0162			
3/28/2017		0.0188							
3/30/2017									
4/3/2017									
4/7/2017									
5/17/2017									
5/18/2017									
5/19/2017									
5/22/2017									
5/24/2017			0.0087 (J)						
6/6/2017				0.0301	0.0242				
6/7/2017	0.0064 (J)	0.0273							
6/8/2017						0.0156			
6/9/2017									
6/12/2017									
6/14/2017									
7/12/2017									
7/17/2017						0.016			
7/19/2017									
7/20/2017									
7/27/2017						0.0184			
7/28/2017									
8/9/2017						0.0162			
8/24/2017									
9/15/2017									
9/18/2017									
9/19/2017									
9/22/2017									
9/25/2017				0.0169	0.0252				
9/26/2017	0.006 (J)	0.0236	0.0075 (J)						
9/29/2017						0.0159			
10/2/2017									
10/3/2017									
10/4/2017									
3/12/2018									
3/13/2018									
3/14/2018	0.0065 (J)	0.027	0.0064 (J)	0.036	0.021				
3/15/2018									
3/16/2018						0.016			
3/19/2018									
3/21/2018									
9/6/2018									
9/7/2018									
9/10/2018									
9/11/2018									

Prediction Limit

Constituent: Barium (mg/L) Analysis Run 5/1/2026 4:54 PM View: Appendix I Interwell Two-Step

Plant Bowen Client: Southern Company Data: Bowen LF 3-8

	GWA-42 (bg)	GWA-39Z (bg)	GWA-40 (bg)	GWA-41R (bg)	GWA-41 (bg)	GWA-39RZ (bg)	GWC-28	GWC-26	GWC-27
9/12/2018		0.022	0.0075 (J)	0.021	0.025				
9/14/2018	0.0065 (J)					0.015			
9/17/2018									
9/18/2018									
3/7/2019									
3/8/2019									
3/12/2019									
3/13/2019			0.0076 (J)						
3/14/2019	0.0066 (J)			0.04	0.028	0.018			
3/15/2019		0.019							
3/19/2019									
3/20/2019									
3/21/2019									
9/4/2019									
9/5/2019									
9/6/2019									
9/9/2019		0.015	0.0078 (J)						
9/10/2019	0.0068 (J)			0.031	0.018				
9/11/2019						0.02			
9/12/2019									
9/13/2019									
3/2/2020									
3/3/2020									
3/4/2020									
3/5/2020									
3/6/2020	0.0066 (J)				0.022				
3/9/2020		0.0072 (J)	0.0088 (J)	0.031		0.017			
3/11/2020									
3/12/2020									
9/3/2020									
9/4/2020									
9/8/2020									
9/9/2020									
9/10/2020	0.0059 (J)	0.0042 (J)		0.031	0.024				
9/11/2020			0.0079 (J)						
9/14/2020									
9/15/2020									
9/16/2020						0.027			
9/17/2020									
2/24/2021									
2/25/2021									
2/26/2021									
3/9/2021									
3/10/2021			0.0083	0.023					
3/11/2021	0.0061				0.024				
3/12/2021		0.014							
3/16/2021						0.014			
3/17/2021									
3/29/2021									
7/27/2021									
7/28/2021									
7/29/2021									

Prediction Limit

Constituent: Barium (mg/L) Analysis Run 5/1/2026 4:54 PM View: Appendix I Interwell Two-Step

Plant Bowen Client: Southern Company Data: Bowen LF 3-8

	GWA-42 (bg)	GWA-39Z (bg)	GWA-40 (bg)	GWA-41R (bg)	GWA-41 (bg)	GWA-39RZ (bg)	GWC-28	GWC-26	GWC-27
8/2/2021									
8/4/2021	0.0061	0.011	0.008	0.021	0.021				
8/5/2021									
8/6/2021						0.014			
8/9/2021									
8/10/2021									
1/25/2022									
1/26/2022									
1/27/2022									
1/31/2022	0.0063	0.013	0.0081	0.031	0.022				
2/1/2022									
2/2/2022						0.013			
2/3/2022									
8/5/2022									
8/8/2022									
8/9/2022									
8/10/2022	0.0063	0.01							
8/11/2022				0.019	0.022				
8/12/2022			0.0076						
8/16/2022						0.013			
8/17/2022									
2/10/2023									
2/13/2023	0.0061	0.018	0.0075	0.028	0.029				
2/14/2023						0.014			
2/16/2023									
2/17/2023									
6/20/2023							0.013	0.019	
6/23/2023									0.015
7/25/2023				0.023	0.018	0.014			
7/26/2023	0.0064	0.016	0.0081						
7/27/2023									
7/28/2023									
8/1/2023									
8/3/2023									
8/7/2023								0.018	0.016
8/8/2023							0.013		
10/12/2023							0.011	0.017	0.017
12/12/2023							0.012	0.017	0.017
2/15/2024									
2/19/2024		0.013	0.0083	0.027	0.017	0.015			
2/20/2024	0.007								
2/22/2024									
2/26/2024									
2/27/2024									
2/29/2024								0.031	0.017
3/4/2024							0.012		
4/23/2024								0.017	0.016
4/24/2024							0.012		
6/12/2024							0.012	0.017	0.016
8/1/2024	0.0063	0.011	0.0073	0.044	0.014	0.014			
8/2/2024									
8/6/2024									

Prediction Limit

Constituent: Barium (mg/L) Analysis Run 5/1/2026 4:54 PM View: Appendix I Interwell Two-Step

Plant Bowen Client: Southern Company Data: Bowen LF 3-8

	GWA-42 (bg)	GWA-39Z (bg)	GWA-40 (bg)	GWA-41R (bg)	GWA-41 (bg)	GWA-39RZ (bg)	GWC-28	GWC-26	GWC-27
8/7/2024									
8/8/2024									
8/26/2024									0.016
8/27/2024							0.015	0.021	
2/20/2025									
2/25/2025	0.0071	0.019	0.0083	0.037	0.019				
2/26/2025						0.016			
2/27/2025									
2/28/2025									
3/4/2025								0.025	0.017
3/6/2025							0.017		
8/15/2025								0.016	
8/19/2025							0.023		
8/20/2025									0.016
8/26/2025									
8/27/2025			0.0073	0.025					
8/28/2025	0.0065	0.013			0.015	0.015			
9/2/2025									
9/3/2025									
2/12/2026									
2/16/2026	0.0071		0.0078	0.023	0.015				
2/17/2026									
2/18/2026		0.016				0.019			
2/24/2026								0.036	
3/2/2026							0.026		0.018

Prediction Limit

Constituent: Cobalt (mg/L) Analysis Run 5/1/2026 4:54 PM View: Appendix I Interwell Two-Step

Plant Bowen Client: Southern Company Data: Bowen LF 3-8

	GWA-1 (bg)	GWA-3A (bg)	GWA-2R (bg)	GWA-2 (bg)	GWA-50 (bg)	GWA-50R (bg)	GWA-4RZ (bg)	GWA-52 (bg)	GWA-51RZ (bg)
8/23/2007	<0.005	0.0033	<0.005	<0.005					
10/23/2007	<0.005								
10/24/2007			<0.005	0.013					
11/2/2007		0.0046							
11/18/2007	<0.005	0.0057	<0.005	0.0041					
1/30/2008	0.0045								
1/31/2008		0.0055	0.0083 (O)	<0.005					
3/10/2008	<0.005		<0.005						
3/11/2008		0.0033		<0.005					
5/6/2008				<0.005					
5/13/2008	<0.005		<0.005						
5/14/2008		0.0044							
12/4/2008			<0.005	0.012					
12/5/2008	<0.005	0.0035							
12/12/2008					<0.005	<0.005			
4/15/2009	<0.005	<0.005							
4/21/2009			<0.005	<0.005					
4/23/2009					<0.005	0.0029			
5/20/2009							<0.005		
10/6/2009					<0.005	<0.005			
10/7/2009	0.0041			<0.005					
10/8/2009		<0.005	<0.005						
10/19/2009							<0.005		
4/21/2010			<0.005						
4/26/2010				<0.005					
4/27/2010					<0.005		<0.005		
4/28/2010		<0.005							
5/3/2010	<0.005					<0.005			
9/28/2010			<0.005						
9/30/2010					<0.005				
10/4/2010				<0.005			0.0058		
10/6/2010		<0.005							
10/11/2010						<0.005			
10/12/2010	<0.005								
4/12/2011			<0.005						
4/13/2011				<0.005					
4/14/2011					<0.005		<0.005		
4/21/2011		<0.005							
4/27/2011	<0.005					0.0028			
10/4/2011			<0.005						
10/5/2011				<0.005	<0.005		<0.005		
10/13/2011		<0.005							
10/17/2011	<0.005								
10/19/2011						<0.005			
4/3/2012			<0.005						
4/11/2012				<0.005	<0.005		<0.005		
5/1/2012		<0.005				<0.005			
5/2/2012	<0.005								
10/2/2012					<0.005	<0.005	0.0022		
10/8/2012	<0.005								
10/9/2012		<0.005	<0.005	<0.005					
4/9/2013					<0.005				

ND substitution: RL or RL/2 if <15% NDs.

Prediction Limit

Constituent: Cobalt (mg/L) Analysis Run 5/1/2026 4:54 PM View: Appendix I Interwell Two-Step

Plant Bowen Client: Southern Company Data: Bowen LF 3-8

	GWA-1 (bg)	GWA-3A (bg)	GWA-2R (bg)	GWA-2 (bg)	GWA-50 (bg)	GWA-50R (bg)	GWA-4RZ (bg)	GWA-52 (bg)	GWA-51RZ (bg)
4/10/2013						0.0014			
4/11/2013		<0.005	<0.005				0.002		
4/12/2013	<0.005								
4/15/2013				<0.005					
10/15/2013				<0.005	<0.005				
10/16/2013	<0.005	<0.005	<0.005			0.0014			
10/21/2013							<0.005		
4/10/2014			<0.005		<0.005				
4/11/2014	<0.005								
4/22/2014				<0.005		0.0013			
4/23/2014		0.00074 (J)					<0.005		
9/30/2014	<0.005		<0.005	<0.005					
10/1/2014					<0.005	<0.005			
10/4/2014		0.00081 (J)					0.0052		
3/30/2015	0.0012 (J)		<0.005	<0.005	<0.005	0.00079 (J)			
3/31/2015		0.0021					0.0007 (J)		
5/8/2015								<0.005	<0.005
5/9/2015									
5/17/2015								<0.005	0.00059 (J)
5/18/2015									
5/19/2015									
5/25/2015								<0.005	<0.005
5/26/2015									
6/8/2015								<0.005	<0.005
6/9/2015									
6/17/2015									
6/18/2015								<0.005	<0.005
6/24/2015								<0.005	<0.005
6/25/2015									
6/30/2015								<0.005	<0.005
7/1/2015									
7/6/2015								<0.005	<0.005
7/7/2015									
8/12/2015								<0.005	<0.005
8/13/2015									
10/11/2015					<0.005	<0.005	0.00073 (J)		
10/12/2015		0.00078 (J)							
10/13/2015	<0.005		<0.005	<0.005					
12/8/2015									<0.005
2/29/2016								<0.005	
3/2/2016									
3/3/2016									
3/11/2016									
3/14/2016									
3/15/2016									
3/22/2016	<0.005								
3/23/2016		<0.005	<0.005	<0.005					
3/28/2016					<0.005	<0.005			
5/3/2016									
5/4/2016								<0.005	<0.005
5/9/2016									
5/11/2016									

ND substitution: RL or RL/2 if <15% NDs.

Prediction Limit

Constituent: Cobalt (mg/L) Analysis Run 5/1/2026 4:54 PM View: Appendix I Interwell Two-Step

Plant Bowen Client: Southern Company Data: Bowen LF 3-8

	GWA-1 (bg)	GWA-3A (bg)	GWA-2R (bg)	GWA-2 (bg)	GWA-50 (bg)	GWA-50R (bg)	GWA-4RZ (bg)	GWA-52 (bg)	GWA-51RZ (bg)
5/12/2016									
5/13/2016									
5/16/2016									
5/19/2016	<0.005		<0.005						
5/20/2016				<0.005					
5/23/2016		<0.005			<0.005				
5/25/2016						<0.005			
7/7/2016									<0.005
7/8/2016								<0.005	
7/11/2016									
7/19/2016									
7/20/2016									
7/21/2016									
7/22/2016									
7/29/2016	0.0004 (J)	0.0007 (J)	<0.005	<0.005					
8/1/2016					<0.005	<0.005			
9/7/2016									
9/8/2016								<0.005	<0.005
9/9/2016									
9/15/2016									
9/16/2016									
9/19/2016									
9/21/2016									
9/22/2016		0.0007 (J)	<0.005						
9/23/2016	<0.005			<0.005					
9/26/2016					<0.005	<0.005			
10/26/2016								<0.005	<0.005
10/27/2016									
11/2/2016									
11/3/2016									
11/9/2016	<0.005			<0.005					
11/10/2016		0.0007 (J)	<0.005		<0.005				
11/11/2016						<0.005			
1/6/2017								<0.005	<0.005
1/9/2017									
1/17/2017									
1/18/2017									
1/30/2017	<0.005				<0.005	<0.005			
1/31/2017		0.0007 (J)	<0.005	<0.005					
2/21/2017									
2/22/2017							<0.005		
3/15/2017								<0.005	<0.005
3/16/2017									
3/24/2017									
3/27/2017									
3/28/2017									
3/30/2017	<0.005	0.0007 (J)		<0.005					
4/3/2017			<0.005			<0.005			
4/7/2017					<0.005		0.0018 (J)		
5/17/2017								<0.005	
5/18/2017									<0.005
5/19/2017									

ND substitution: RL or RL/2 if <15% NDs.

Prediction Limit

Constituent: Cobalt (mg/L) Analysis Run 5/1/2026 4:54 PM View: Appendix I Interwell Two-Step

Plant Bowen Client: Southern Company Data: Bowen LF 3-8

	GWA-1 (bg)	GWA-3A (bg)	GWA-2R (bg)	GWA-2 (bg)	GWA-50 (bg)	GWA-50R (bg)	GWA-4RZ (bg)	GWA-52 (bg)	GWA-51RZ (bg)
5/24/2017									
6/6/2017									
6/7/2017									
6/8/2017									
6/9/2017	<0.005		<0.005						
6/12/2017		0.0007 (J)		<0.005	<0.005	<0.005			
6/14/2017							0.0045 (J)		
7/12/2017							0.0046 (J)		
7/17/2017									
7/19/2017									<0.005
7/20/2017							0.0109		
7/27/2017									
7/28/2017							0.0104		
8/9/2017							0.0022 (J)		
8/24/2017							0.0076 (J)		
9/15/2017								<0.005	
9/18/2017									
9/19/2017									<0.005
9/22/2017									
9/25/2017									
9/26/2017									
9/29/2017									
10/2/2017	<0.005		<0.005	<0.005	<0.005	<0.005			
10/3/2017							0.0028 (J)		
10/4/2017		0.0006 (J)							
3/12/2018									
3/13/2018								<0.005	<0.005
3/14/2018									
3/15/2018									
3/16/2018	<0.005		<0.005		<0.005	<0.005			
3/19/2018		0.00059 (J)		<0.005					
3/21/2018							0.014		
9/6/2018								<0.005	
9/7/2018									<0.005
9/11/2018									
9/12/2018									
9/14/2018			<0.005	<0.005					
9/17/2018	<0.005	0.00057 (J)			<0.005				
9/18/2018						<0.005	0.017		
3/7/2019								<0.005	
3/8/2019									<0.005
3/12/2019									
3/13/2019									
3/14/2019									
3/15/2019									
3/19/2019			<0.005		<0.005	<0.005			
3/20/2019	0.00078 (J)	<0.005		<0.005					
3/21/2019							0.022		
9/4/2019								<0.005	
9/5/2019									<0.005
9/9/2019									
9/10/2019									

ND substitution: RL or RL/2 if <15% NDs.

Prediction Limit

Constituent: Cobalt (mg/L) Analysis Run 5/1/2026 4:54 PM View: Appendix I Interwell Two-Step

Plant Bowen Client: Southern Company Data: Bowen LF 3-8

	GWA-1 (bg)	GWA-3A (bg)	GWA-2R (bg)	GWA-2 (bg)	GWA-50 (bg)	GWA-50R (bg)	GWA-4RZ (bg)	GWA-52 (bg)	GWA-51RZ (bg)
9/11/2019									
9/12/2019	0.00047 (J)			<0.005		<0.005			
9/13/2019		0.00046 (J)	<0.005		<0.005		0.02		
3/2/2020								<0.005	
3/3/2020									<0.005
3/4/2020									
3/6/2020									
3/9/2020									
3/11/2020	0.00037 (J)	0.00041 (J)	<0.005	<0.005	<0.005	<0.005			
3/12/2020							0.013		
9/3/2020								<0.005	
9/4/2020									
9/8/2020									
9/9/2020									<0.005
9/10/2020									
9/11/2020									
9/14/2020									
9/15/2020	0.00048 (J)		0.001 (J)	<0.005		<0.005			
9/16/2020					<0.005				
9/17/2020							0.019		
2/24/2021								<0.005	
2/25/2021									<0.005
2/26/2021									
3/10/2021									
3/11/2021									
3/12/2021									
3/16/2021	<0.005		<0.005				0.015		
3/17/2021				<0.005	<0.005	<0.005			
3/29/2021		<0.005							
7/27/2021								<0.005	
7/28/2021									<0.005
7/29/2021									
8/4/2021									
8/5/2021									
8/6/2021									
8/9/2021	<0.005	<0.005	0.0016 (J)	<0.005	<0.005	<0.005			
8/10/2021							0.011		
1/25/2022								<0.005	
1/26/2022									<0.005
1/27/2022									
1/31/2022									
2/1/2022	<0.005		0.00093 (J)	<0.005	<0.005				
2/2/2022		<0.005				<0.005			
2/3/2022							0.0059		
8/5/2022								<0.005	
8/8/2022									
8/9/2022									<0.005
8/10/2022									
8/11/2022									
8/12/2022									
8/16/2022	<0.005	<0.005	0.0004 (J)	<0.005	<0.005				
8/17/2022						<0.005	0.015		

ND substitution: RL or RL/2 if <15% NDs.

Prediction Limit

Constituent: Cobalt (mg/L) Analysis Run 5/1/2026 4:54 PM View: Appendix I Interwell Two-Step

Plant Bowen Client: Southern Company Data: Bowen LF 3-8

	GWA-1 (bg)	GWA-3A (bg)	GWA-2R (bg)	GWA-2 (bg)	GWA-50 (bg)	GWA-50R (bg)	GWA-4RZ (bg)	GWA-52 (bg)	GWA-51RZ (bg)
2/13/2023									
2/14/2023									
2/16/2023	<0.005		0.00065 (J)	<0.005	<0.005	<0.005			
2/17/2023		<0.005					0.017		
6/21/2023									
7/25/2023									
7/26/2023									
7/27/2023	<0.005		<0.005	<0.005					
7/28/2023					<0.005	<0.005	0.02		
8/1/2023		<0.005							
8/7/2023									
10/10/2023									
12/13/2023									
2/19/2024									
2/20/2024									
2/22/2024	<0.005	<0.005		<0.005	<0.005	<0.005			
2/26/2024			<0.005						
2/27/2024							0.017		
2/29/2024									
4/24/2024									
6/13/2024									
8/1/2024									
8/2/2024									
8/6/2024			<0.005						
8/7/2024	<0.005			<0.005					
8/8/2024		<0.005			<0.005	<0.005	0.0056		
8/28/2024									
2/25/2025									
2/26/2025		<0.005							
2/27/2025	<0.005		<0.005	<0.005	<0.005				
2/28/2025						<0.005	0.019		
8/27/2025									
8/28/2025									
9/2/2025	<0.005	<0.005	<0.005	<0.005	<0.005	<0.005			
9/3/2025							0.015		
9/4/2025									
2/16/2026									
2/17/2026		<0.005			<0.005	<0.005			
2/18/2026	<0.005		<0.005	<0.005			0.018		
3/2/2026									

ND substitution: RL or RL/2 if <15% NDs.

Prediction Limit

Constituent: Cobalt (mg/L) Analysis Run 5/1/2026 4:54 PM View: Appendix I Interwell Two-Step

Plant Bowen Client: Southern Company Data: Bowen LF 3-8

	GWA-53R (bg)	GWA-56 (bg)	GWA-55 (bg)	GWA-53 (bg)	GWA-55R (bg)	GWA-54 (bg)	GWA-42 (bg)	GWA-43R (bg)	GWA-43 (bg)
8/23/2007									
10/23/2007									
10/24/2007									
11/2/2007									
11/18/2007									
1/30/2008									
1/31/2008									
3/10/2008									
3/11/2008									
5/6/2008									
5/13/2008									
5/14/2008									
12/4/2008									
12/5/2008									
12/12/2008									
4/15/2009									
4/21/2009									
4/23/2009									
5/20/2009									
10/6/2009									
10/7/2009									
10/8/2009									
10/19/2009									
4/21/2010									
4/26/2010									
4/27/2010									
4/28/2010									
5/3/2010									
9/28/2010									
9/30/2010									
10/4/2010									
10/6/2010									
10/11/2010									
10/12/2010									
4/12/2011									
4/13/2011									
4/14/2011									
4/21/2011									
4/27/2011									
10/4/2011									
10/5/2011									
10/13/2011									
10/17/2011									
10/19/2011									
4/3/2012									
4/11/2012									
5/1/2012									
5/2/2012									
10/2/2012									
10/8/2012									
10/9/2012									
4/9/2013									

Prediction Limit

Constituent: Cobalt (mg/L) Analysis Run 5/1/2026 4:54 PM View: Appendix I Interwell Two-Step

Plant Bowen Client: Southern Company Data: Bowen LF 3-8

	GWA-53R (bg)	GWA-56 (bg)	GWA-55 (bg)	GWA-53 (bg)	GWA-55R (bg)	GWA-54 (bg)	GWA-42 (bg)	GWA-43R (bg)	GWA-43 (bg)
4/10/2013									
4/11/2013									
4/12/2013									
4/15/2013									
10/15/2013									
10/16/2013									
10/21/2013									
4/10/2014									
4/11/2014									
4/22/2014									
4/23/2014									
9/30/2014									
10/1/2014									
10/4/2014									
3/30/2015									
3/31/2015									
5/8/2015	<0.005								
5/9/2015		<0.005	<0.005	<0.005	<0.005	0.00057 (J)			
5/17/2015	<0.005								
5/18/2015			0.00071 (J)	<0.005	0.001 (J)	0.00055 (J)			
5/19/2015		<0.005							
5/25/2015	<0.005			<0.005		<0.005			
5/26/2015		<0.005	0.00067 (J)		0.00052 (J)				
6/8/2015	<0.005			<0.005					
6/9/2015		<0.005	0.001 (J)		0.00087 (J)	<0.005			
6/17/2015		<0.005	0.00093 (J)	<0.005	<0.005	<0.005			
6/18/2015	<0.005								
6/24/2015	<0.005			<0.005					
6/25/2015		<0.005	0.00059 (J)		<0.005	<0.005			
6/30/2015	<0.005			<0.005					
7/1/2015		<0.005	0.00059 (J)		0.0006 (J)	<0.005			
7/6/2015	<0.005			<0.005					
7/7/2015		<0.005	0.00091 (J)		<0.005	<0.005			
8/12/2015	<0.005			<0.005		<0.005			
8/13/2015		<0.005	0.0006 (J)		<0.005				
10/11/2015									
10/12/2015									
10/13/2015									
12/8/2015									
2/29/2016									
3/2/2016	<0.005		0.00715 (J)	<0.005		<0.005			
3/3/2016		<0.005			<0.005				
3/11/2016							<0.005	<0.005	<0.005
3/14/2016									
3/15/2016									
3/22/2016									
3/23/2016									
3/28/2016									
5/3/2016	<0.005		0.00349 (J)	<0.005	<0.005				
5/4/2016						<0.005			
5/9/2016		<0.005							
5/11/2016									

ND substitution: RL or RL/2 if <15% NDs.

Prediction Limit

Constituent: Cobalt (mg/L) Analysis Run 5/1/2026 4:54 PM View: Appendix I Interwell Two-Step

Plant Bowen Client: Southern Company Data: Bowen LF 3-8

	GWA-53R (bg)	GWA-56 (bg)	GWA-55 (bg)	GWA-53 (bg)	GWA-55R (bg)	GWA-54 (bg)	GWA-42 (bg)	GWA-43R (bg)	GWA-43 (bg)
5/12/2016									
5/13/2016								<0.005	<0.005
5/16/2016							<0.005		
5/19/2016									
5/20/2016									
5/23/2016									
5/25/2016									
7/7/2016									
7/8/2016				<0.005		<0.005			
7/11/2016	<0.005	<0.005	0.0007 (J)		0.001 (J)				
7/19/2016								<0.005	<0.005
7/20/2016									
7/21/2016									
7/22/2016							0.0004 (J)		
7/29/2016									
8/1/2016									
9/7/2016	<0.005								
9/8/2016				<0.005		<0.005			
9/9/2016		<0.005	<0.005		0.0006 (J)				
9/15/2016									
9/16/2016								<0.005	<0.005
9/19/2016							<0.005		
9/21/2016									
9/22/2016									
9/23/2016									
9/26/2016									
10/26/2016		<0.005	<0.005	<0.005		<0.005			
10/27/2016	<0.005				<0.005				
11/2/2016								<0.005	<0.005
11/3/2016							<0.005		
11/9/2016									
11/10/2016									
11/11/2016									
1/6/2017	<0.005								
1/9/2017		<0.005	<0.005	<0.005	<0.005	<0.005			
1/17/2017							<0.005		
1/18/2017								<0.005	<0.005
1/30/2017									
1/31/2017									
2/21/2017									
2/22/2017									
3/15/2017		<0.005				<0.005			
3/16/2017	<0.005		0.0006 (J)	<0.005	<0.005				
3/24/2017									
3/27/2017							<0.005		
3/28/2017								<0.005	<0.005
3/30/2017									
4/3/2017									
4/7/2017									
5/17/2017									
5/18/2017		<0.005	<0.005		<0.005	<0.005			
5/19/2017	<0.005			<0.005					

ND substitution: RL or RL/2 if <15% NDs.

Prediction Limit

Constituent: Cobalt (mg/L) Analysis Run 5/1/2026 4:54 PM View: Appendix I Interwell Two-Step

Plant Bowen Client: Southern Company Data: Bowen LF 3-8

	GWA-53R (bg)	GWA-56 (bg)	GWA-55 (bg)	GWA-53 (bg)	GWA-55R (bg)	GWA-54 (bg)	GWA-42 (bg)	GWA-43R (bg)	GWA-43 (bg)
5/24/2017									
6/6/2017								<0.005	<0.005
6/7/2017							<0.005		
6/8/2017									
6/9/2017									
6/12/2017									
6/14/2017									
7/12/2017									
7/17/2017									
7/19/2017									
7/20/2017									
7/27/2017									
7/28/2017									
8/9/2017									
8/24/2017									
9/15/2017		<0.005	<0.005			<0.005			
9/18/2017					<0.005				
9/19/2017	<0.005			<0.005					
9/22/2017								<0.005	<0.005
9/25/2017									
9/26/2017							<0.005		
9/29/2017									
10/2/2017									
10/3/2017									
10/4/2017									
3/12/2018			0.0034 (J)		<0.005				
3/13/2018	<0.005	<0.005		<0.005		<0.005			
3/14/2018							<0.005		<0.005
3/15/2018								<0.005	
3/16/2018									
3/19/2018									
3/21/2018									
9/6/2018						<0.005			
9/7/2018		<0.005	<0.005		<0.005				
9/11/2018	<0.005			<0.005					
9/12/2018								<0.005	<0.005
9/14/2018							<0.005		
9/17/2018									
9/18/2018									
3/7/2019		<0.005			<0.005	<0.005			
3/8/2019			0.0044 (J)	<0.005					
3/12/2019	<0.005								
3/13/2019								<0.005	<0.005
3/14/2019							<0.005		
3/15/2019									
3/19/2019									
3/20/2019									
3/21/2019									
9/4/2019		<0.005							
9/5/2019	<0.005		<0.005	<0.005	<0.005	<0.005			
9/9/2019									
9/10/2019							<0.005		

ND substitution: RL or RL/2 if <15% NDs.

Prediction Limit

Constituent: Cobalt (mg/L) Analysis Run 5/1/2026 4:54 PM View: Appendix I Interwell Two-Step

Plant Bowen Client: Southern Company Data: Bowen LF 3-8

	GWA-53R (bg)	GWA-56 (bg)	GWA-55 (bg)	GWA-53 (bg)	GWA-55R (bg)	GWA-54 (bg)	GWA-42 (bg)	GWA-43R (bg)	GWA-43 (bg)
9/11/2019								<0.005	<0.005
9/12/2019									
9/13/2019									
3/2/2020									
3/3/2020			0.0048 (J)			<0.005			
3/4/2020	<0.005	<0.005		<0.005	<0.005				
3/6/2020							0.00039 (J)		
3/9/2020								<0.005	0.00039 (J)
3/11/2020									
3/12/2020									
9/3/2020									
9/4/2020		<0.005	0.0012 (J)		<0.005				
9/8/2020	<0.005			<0.005		<0.005			
9/9/2020									
9/10/2020							<0.005		
9/11/2020									<0.005
9/14/2020								<0.005	
9/15/2020									
9/16/2020									
9/17/2020									
2/24/2021									
2/25/2021		<0.005	0.0039 (J)		<0.005	<0.005			
2/26/2021	<0.005			<0.005					
3/10/2021									
3/11/2021							<0.005	<0.005	<0.005
3/12/2021									
3/16/2021									
3/17/2021									
3/29/2021									
7/27/2021						<0.005			
7/28/2021		<0.005	0.006		<0.005				
7/29/2021	<0.005			<0.005					
8/4/2021							<0.005		
8/5/2021								<0.005	
8/6/2021									<0.005
8/9/2021									
8/10/2021									
1/25/2022						<0.005			
1/26/2022	<0.005	<0.005	0.0035 (J)	<0.005					
1/27/2022					<0.005				
1/31/2022							<0.005	<0.005	<0.005
2/1/2022									
2/2/2022									
2/3/2022									
8/5/2022		<0.005				<0.005			
8/8/2022	<0.005		0.00084 (J)	<0.005	<0.005				
8/9/2022									
8/10/2022							<0.005	<0.005	
8/11/2022									<0.005
8/12/2022									
8/16/2022									
8/17/2022									

ND substitution: RL or RL/2 if <15% NDs.

Prediction Limit

Constituent: Cobalt (mg/L) Analysis Run 5/1/2026 4:54 PM View: Appendix I Interwell Two-Step

Plant Bowen Client: Southern Company Data: Bowen LF 3-8

	GWA-53R (bg)	GWA-56 (bg)	GWA-55 (bg)	GWA-53 (bg)	GWA-55R (bg)	GWA-54 (bg)	GWA-42 (bg)	GWA-43R (bg)	GWA-43 (bg)
2/13/2023							0.00039 (J)	<0.005	
2/14/2023									<0.005
2/16/2023									
2/17/2023									
6/21/2023									
7/25/2023								<0.005	<0.005
7/26/2023							<0.005		
7/27/2023									
7/28/2023									
8/1/2023									
8/7/2023									
10/10/2023									
12/13/2023									
2/19/2024									
2/20/2024							<0.005	<0.005	<0.005
2/22/2024									
2/26/2024									
2/27/2024									
2/29/2024									
4/24/2024									
6/13/2024									
8/1/2024							<0.005		
8/2/2024								<0.005	<0.005
8/6/2024									
8/7/2024									
8/8/2024									
8/28/2024									
2/25/2025							<0.005	<0.005	<0.005
2/26/2025									
2/27/2025									
2/28/2025									
8/27/2025									
8/28/2025							<0.005	<0.005	<0.005
9/2/2025									
9/3/2025									
9/4/2025									
2/16/2026							<0.005	<0.005	0.00015 (J)
2/17/2026									
2/18/2026									
3/2/2026									

Prediction Limit

Constituent: Cobalt (mg/L) Analysis Run 5/1/2026 4:54 PM View: Appendix I Interwell Two-Step

Plant Bowen Client: Southern Company Data: Bowen LF 3-8

	GWA-39Z (bg)	GWA-40 (bg)	GWA-41 (bg)	GWA-41R (bg)	GWA-39RZ (bg)	GWC-34R	GWC-34
8/23/2007							
10/23/2007							
10/24/2007							
11/2/2007							
11/18/2007							
1/30/2008							
1/31/2008							
3/10/2008							
3/11/2008							
5/6/2008							
5/13/2008							
5/14/2008							
12/4/2008							
12/5/2008							
12/12/2008							
4/15/2009							
4/21/2009							
4/23/2009							
5/20/2009							
10/6/2009							
10/7/2009							
10/8/2009							
10/19/2009							
4/21/2010							
4/26/2010							
4/27/2010							
4/28/2010							
5/3/2010							
9/28/2010							
9/30/2010							
10/4/2010							
10/6/2010							
10/11/2010							
10/12/2010							
4/12/2011							
4/13/2011							
4/14/2011							
4/21/2011							
4/27/2011							
10/4/2011							
10/5/2011							
10/13/2011							
10/17/2011							
10/19/2011							
4/3/2012							
4/11/2012							
5/1/2012							
5/2/2012							
10/2/2012							
10/8/2012							
10/9/2012							
4/9/2013							

Prediction Limit

Constituent: Cobalt (mg/L) Analysis Run 5/1/2026 4:54 PM View: Appendix I Interwell Two-Step

Plant Bowen Client: Southern Company Data: Bowen LF 3-8

	GWA-39Z (bg)	GWA-40 (bg)	GWA-41 (bg)	GWA-41R (bg)	GWA-39RZ (bg)	GWC-34R	GWC-34
4/10/2013							
4/11/2013							
4/12/2013							
4/15/2013							
10/15/2013							
10/16/2013							
10/21/2013							
4/10/2014							
4/11/2014							
4/22/2014							
4/23/2014							
9/30/2014							
10/1/2014							
10/4/2014							
3/30/2015							
3/31/2015							
5/8/2015							
5/9/2015							
5/17/2015							
5/18/2015							
5/19/2015							
5/25/2015							
5/26/2015							
6/8/2015							
6/9/2015							
6/17/2015							
6/18/2015							
6/24/2015							
6/25/2015							
6/30/2015							
7/1/2015							
7/6/2015							
7/7/2015							
8/12/2015							
8/13/2015							
10/11/2015							
10/12/2015							
10/13/2015							
12/8/2015							
2/29/2016							
3/2/2016							
3/3/2016							
3/11/2016							
3/14/2016	0.00503 (J)						
3/15/2016		<0.005	<0.005	<0.005			
3/22/2016							
3/23/2016							
3/28/2016							
5/3/2016							
5/4/2016							
5/9/2016							
5/11/2016	0.0114	<0.005					

ND substitution: RL or RL/2 if <15% NDs.

Prediction Limit

Constituent: Cobalt (mg/L) Analysis Run 5/1/2026 4:54 PM View: Appendix I Interwell Two-Step

Plant Bowen Client: Southern Company Data: Bowen LF 3-8

	GWA-39Z (bg)	GWA-40 (bg)	GWA-41 (bg)	GWA-41R (bg)	GWA-39RZ (bg)	GWC-34R	GWC-34
5/12/2016			<0.005				
5/13/2016				<0.005			
5/16/2016							
5/19/2016							
5/20/2016							
5/23/2016							
5/25/2016							
7/7/2016							
7/8/2016							
7/11/2016							
7/19/2016	0.0013 (J)						
7/20/2016			<0.005				
7/21/2016		<0.005		0.0006 (J)			
7/22/2016							
7/29/2016							
8/1/2016							
9/7/2016							
9/8/2016							
9/9/2016							
9/15/2016	0.002 (J)	<0.005	<0.005				
9/16/2016							
9/19/2016							
9/21/2016				<0.005			
9/22/2016							
9/23/2016							
9/26/2016							
10/26/2016							
10/27/2016							
11/2/2016	0.0005 (J)						
11/3/2016		<0.005	<0.005	<0.005			
11/9/2016							
11/10/2016							
11/11/2016							
1/6/2017							
1/9/2017							
1/17/2017		<0.005		<0.005			
1/18/2017	0.0015 (J)		<0.005				
1/30/2017							
1/31/2017							
2/21/2017					<0.005		
2/22/2017							
3/15/2017							
3/16/2017							
3/24/2017		<0.005	<0.005				
3/27/2017				0.0005 (J)	<0.005		
3/28/2017	0.0025 (J)						
3/30/2017							
4/3/2017							
4/7/2017							
5/17/2017							
5/18/2017							
5/19/2017							

ND substitution: RL or RL/2 if <15% NDs.

Prediction Limit

Constituent: Cobalt (mg/L) Analysis Run 5/1/2026 4:54 PM View: Appendix I Interwell Two-Step

Plant Bowen Client: Southern Company Data: Bowen LF 3-8

	GWA-39Z (bg)	GWA-40 (bg)	GWA-41 (bg)	GWA-41R (bg)	GWA-39RZ (bg)	GWC-34R	GWC-34
5/24/2017		<0.005					
6/6/2017			<0.005	<0.005			
6/7/2017	0.0023 (J)						
6/8/2017					<0.005		
6/9/2017							
6/12/2017							
6/14/2017							
7/12/2017							
7/17/2017					<0.005		
7/19/2017							
7/20/2017							
7/27/2017					<0.005		
7/28/2017							
8/9/2017					<0.005		
8/24/2017							
9/15/2017							
9/18/2017							
9/19/2017							
9/22/2017							
9/25/2017			<0.005	0.0006 (J)			
9/26/2017	0.0011 (J)	<0.005					
9/29/2017					<0.005		
10/2/2017							
10/3/2017							
10/4/2017							
3/12/2018							
3/13/2018							
3/14/2018	0.00058 (J)	<0.005	<0.005	<0.005			
3/15/2018							
3/16/2018					<0.005		
3/19/2018							
3/21/2018							
9/6/2018							
9/7/2018							
9/11/2018							
9/12/2018	<0.005	<0.005	<0.005	0.0011 (J)			
9/14/2018					<0.005		
9/17/2018							
9/18/2018							
3/7/2019							
3/8/2019							
3/12/2019							
3/13/2019		<0.005					
3/14/2019			<0.005	<0.005	<0.005		
3/15/2019	<0.005						
3/19/2019							
3/20/2019							
3/21/2019							
9/4/2019							
9/5/2019							
9/9/2019	<0.005	<0.005					
9/10/2019			<0.005	<0.005			

ND substitution: RL or RL/2 if <15% NDs.

Prediction Limit

Constituent: Cobalt (mg/L) Analysis Run 5/1/2026 4:54 PM View: Appendix I Interwell Two-Step

Plant Bowen Client: Southern Company Data: Bowen LF 3-8

	GWA-39Z (bg)	GWA-40 (bg)	GWA-41 (bg)	GWA-41R (bg)	GWA-39RZ (bg)	GWC-34R	GWC-34
9/11/2019					<0.005		
9/12/2019							
9/13/2019							
3/2/2020							
3/3/2020							
3/4/2020							
3/6/2020			<0.005				
3/9/2020	0.00075 (J)	<0.005		<0.005	<0.005		
3/11/2020							
3/12/2020							
9/3/2020							
9/4/2020							
9/8/2020							
9/9/2020							
9/10/2020	<0.005		<0.005	<0.005			
9/11/2020		<0.005					
9/14/2020							
9/15/2020							
9/16/2020					<0.005		
9/17/2020							
2/24/2021							
2/25/2021							
2/26/2021							
3/10/2021		<0.005		<0.005			
3/11/2021			<0.005				
3/12/2021	0.00079 (J)						
3/16/2021					<0.005		
3/17/2021							
3/29/2021							
7/27/2021							
7/28/2021							
7/29/2021							
8/4/2021	<0.005	<0.005	<0.005	<0.005			
8/5/2021							
8/6/2021					<0.005		
8/9/2021							
8/10/2021							
1/25/2022							
1/26/2022							
1/27/2022							
1/31/2022	<0.005	<0.005	<0.005	<0.005			
2/1/2022							
2/2/2022					<0.005		
2/3/2022							
8/5/2022							
8/8/2022							
8/9/2022							
8/10/2022	<0.005						
8/11/2022			<0.005	<0.005			
8/12/2022		<0.005					
8/16/2022					<0.005		
8/17/2022							

ND substitution: RL or RL/2 if <15% NDs.

Prediction Limit

Constituent: Cobalt (mg/L) Analysis Run 5/1/2026 4:54 PM View: Appendix I Interwell Two-Step

Plant Bowen Client: Southern Company Data: Bowen LF 3-8

	GWA-39Z (bg)	GWA-40 (bg)	GWA-41 (bg)	GWA-41R (bg)	GWA-39RZ (bg)	GWC-34R	GWC-34
2/13/2023	<0.005	<0.005	<0.005	<0.005			
2/14/2023					<0.005		
2/16/2023							
2/17/2023							
6/21/2023						0.0022 (J)	0.013
7/25/2023			<0.005	0.00053 (J)	<0.005		
7/26/2023	<0.005	<0.005					
7/27/2023							
7/28/2023							
8/1/2023							
8/7/2023						0.0023 (J)	0.013
10/10/2023						0.0027 (J)	0.014
12/13/2023						0.0025 (J)	0.014
2/19/2024	<0.005	<0.005	<0.005	<0.005	<0.005		
2/20/2024							
2/22/2024							
2/26/2024							
2/27/2024							
2/29/2024						0.0025 (J)	0.014
4/24/2024						0.0027 (J)	0.014
6/13/2024						0.0025 (J)	0.014
8/1/2024	<0.005	<0.005	<0.005	0.0011 (J)	<0.005		
8/2/2024							
8/6/2024							
8/7/2024							
8/8/2024							
8/28/2024						0.0027 (J)	0.016
2/25/2025	<0.005	<0.005	<0.005	<0.005			
2/26/2025					<0.005		
2/27/2025							
2/28/2025							
8/27/2025		<0.005		<0.005			
8/28/2025	<0.005		<0.005		<0.005		
9/2/2025							
9/3/2025							
9/4/2025						0.0028 (J)	0.015
2/16/2026		<0.005	<0.005	0.00047 (J)			
2/17/2026							
2/18/2026	<0.005				<0.005		
3/2/2026						0.0034 (J)	0.017

ND substitution: RL or RL/2 if <15% NDs.

Prediction Limit

Constituent: Zinc (mg/L) Analysis Run 5/1/2026 4:54 PM View: Appendix I Interwell Two-Step

Plant Bowen Client: Southern Company Data: Bowen LF 3-8

	GWA-2R (bg)	GWA-2 (bg)	GWA-1 (bg)	GWA-50R (bg)	GWA-50 (bg)	GWA-4RZ (bg)	GWC-22R	GWA-51RZ (bg)	GWA-53R (bg)
8/23/2007	0.0079	0.0033	0.032 (O)						
10/23/2007			0.0099						
10/24/2007	<0.01	0.043 (O)							
11/2/2007									
11/18/2007	0.015	0.024	0.0095						
1/30/2008			0.022 (O)						
1/31/2008	0.063	0.015							
3/10/2008	0.013		0.014						
3/11/2008		0.027							
5/6/2008		0.0032							
5/13/2008	0.0072		0.0075						
5/14/2008									
12/4/2008	0.011	0.081 (O)							
12/5/2008			0.0056						
12/12/2008				0.013	0.048 (O)				
4/15/2009			0.0033						
4/21/2009	0.0041	0.0057							
4/23/2009				0.075 (O)	0.0075				
5/20/2009						0.013			
10/6/2009				0.056 (O)	0.0075				
10/7/2009		<0.01	0.061 (O)						
10/8/2009	<0.01								
10/19/2009						0.0063			
4/21/2010	<0.01								
4/26/2010		<0.01							
4/27/2010					0.0051	0.0048			
4/28/2010									
5/3/2010			0.0033	0.051 (O)					
9/28/2010	0.0081								
9/30/2010					0.0089				
10/4/2010		0.0057				0.015			
10/6/2010									
10/11/2010				0.016					
10/12/2010			0.0041						
4/12/2011	0.0025								
4/13/2011		<0.01							
4/14/2011					0.0043	0.003			
4/21/2011									
4/27/2011			<0.01	0.025 (O)					
10/4/2011	0.0027								
10/5/2011		<0.01			0.0051	0.003			
10/13/2011									
10/17/2011			0.0046						
10/19/2011				0.0078					
4/3/2012	<0.01								
4/11/2012		<0.01			<0.01	<0.01			
5/1/2012				<0.01					
5/2/2012			<0.01						
10/2/2012				0.012	0.006	0.0082			
10/8/2012			0.0053						
10/9/2012	0.0064	<0.01							
4/9/2013					0.0034				

ND substitution: RL or RL/2 if <15% NDs.

Prediction Limit

Constituent: Zinc (mg/L) Analysis Run 5/1/2026 4:54 PM View: Appendix I Interwell Two-Step

Plant Bowen Client: Southern Company Data: Bowen LF 3-8

	GWA-2R (bg)	GWA-2 (bg)	GWA-1 (bg)	GWA-50R (bg)	GWA-50 (bg)	GWA-4RZ (bg)	GWC-22R	GWA-51RZ (bg)	GWA-53R (bg)
4/10/2013				0.018					
4/11/2013	<0.01					0.0064			
4/12/2013			0.006						
4/15/2013		0.0038							
10/15/2013		0.0044			0.0042				
10/16/2013	<0.01		0.0048	0.015					
10/21/2013						<0.01			
4/10/2014	0.0026				0.0035				
4/11/2014			0.0033						
4/22/2014		0.0024 (J)		0.015					
4/23/2014						0.02			
9/18/2014							0.00089 (J)		
9/30/2014	0.0012 (J)	0.00076 (J)	0.002 (J)						
10/1/2014				0.0038	0.0019 (J)				
10/4/2014						0.017			
10/5/2014							0.0016 (J)		
10/22/2014							0.0017 (J)		
11/5/2014							0.0038		
3/4/2015							0.002 (J)		
3/19/2015							0.0025		
3/30/2015	0.013	0.0024 (J)	0.012	0.0097	0.0032				
3/31/2015						0.0032			
4/8/2015							0.0018 (J)		
4/24/2015							0.0016 (J)		
5/8/2015								0.015	0.0022 (J)
5/9/2015									
5/17/2015								0.12 (O)	<0.01
5/18/2015									
5/19/2015									
5/25/2015								0.023	0.0022 (J)
5/26/2015									
6/8/2015								0.016	0.0015 (J)
6/9/2015									
6/17/2015									
6/18/2015								0.016	0.0026
6/24/2015								0.022	0.0015 (J)
6/25/2015									
6/30/2015								0.017	0.0015 (J)
7/1/2015									
7/6/2015								0.01	<0.01
7/7/2015									
7/30/2015							<0.01		
8/12/2015								0.0047 (J)	0.0031 (J)
8/13/2015									
10/11/2015				0.0024 (J)	0.0048	0.0039			
10/12/2015									
10/13/2015	0.0043	0.0017 (J)	0.011						
12/8/2015								<0.01	
2/29/2016									
3/2/2016									0.0028 (J)
3/3/2016									
3/7/2016							<0.01		

ND substitution: RL or RL/2 if <15% NDs.

Prediction Limit

Constituent: Zinc (mg/L) Analysis Run 5/1/2026 4:54 PM View: Appendix I Interwell Two-Step

Plant Bowen Client: Southern Company Data: Bowen LF 3-8

	GWA-2R (bg)	GWA-2 (bg)	GWA-1 (bg)	GWA-50R (bg)	GWA-50 (bg)	GWA-4RZ (bg)	GWC-22R	GWA-51RZ (bg)	GWA-53R (bg)
3/11/2016									
3/14/2016									
3/15/2016									
3/22/2016			0.00346 (J)						
3/23/2016	<0.01	<0.01							
3/28/2016				0.00703 (J)	0.00282 (J)				
5/11/2016									
5/12/2016									
5/13/2016									
5/16/2016									
7/7/2016								0.0073 (J)	
7/8/2016									
7/11/2016									<0.01
7/14/2016							<0.01		
7/19/2016									
7/20/2016									
7/21/2016									
7/22/2016									
7/29/2016	0.0032 (J)	0.0023 (J)	0.0018 (J)						
8/1/2016				0.0019 (J)	0.0014 (J)				
9/15/2016									
9/16/2016									
9/19/2016									
9/21/2016									
11/2/2016									
11/3/2016									
1/17/2017									
1/18/2017									
2/21/2017									
3/15/2017								<0.01	
3/16/2017									0.0018 (J)
3/20/2017							0.0075 (J)		
3/24/2017									
3/27/2017									
3/28/2017									
3/30/2017		0.0016 (J)	0.0015 (J)						
4/3/2017	0.0017 (J)			0.002 (J)					
4/7/2017					0.0024 (J)	0.0031 (J)			
9/15/2017									
9/18/2017									
9/19/2017							<0.01	<0.01	<0.01
9/22/2017									
9/25/2017									
9/26/2017									
9/29/2017									
10/2/2017	<0.01	<0.01	<0.01	0.0016 (J)	0.0015 (J)				
10/3/2017						<0.01			
10/4/2017									
3/12/2018									
3/13/2018							<0.01	<0.01	<0.01
3/14/2018									
3/15/2018									

ND substitution: RL or RL/2 if <15% NDs.

Prediction Limit

Constituent: Zinc (mg/L) Analysis Run 5/1/2026 4:54 PM View: Appendix I Interwell Two-Step

Plant Bowen Client: Southern Company Data: Bowen LF 3-8

	GWA-2R (bg)	GWA-2 (bg)	GWA-1 (bg)	GWA-50R (bg)	GWA-50 (bg)	GWA-4RZ (bg)	GWC-22R	GWA-51RZ (bg)	GWA-53R (bg)
3/16/2018	<0.01		0.0061 (J)	0.0024 (J)	<0.01				
3/19/2018		<0.01							
3/21/2018						0.0034 (J)			
9/6/2018									
9/7/2018							0.0042 (J)	0.004 (J)	
9/11/2018									0.0035 (J)
9/12/2018									
9/14/2018	0.0028 (J)	0.0025 (J)							
9/17/2018			0.005 (J)		0.0033 (J)				
9/18/2018				0.0037 (J)		0.0058 (J)			
3/7/2019									
3/8/2019								<0.01	
3/11/2019							0.0021 (J)		
3/12/2019									<0.01
3/13/2019									
3/14/2019									
3/15/2019									
3/19/2019	<0.01			<0.01	<0.01				
3/20/2019		<0.01	<0.01						
3/21/2019						0.0034 (J)			
9/4/2019									
9/5/2019							0.0053 (J)	0.0051 (J)	0.0098 (J)
9/9/2019									
9/10/2019									
9/11/2019									
9/12/2019		0.005 (J)	0.0047 (J)	0.0058 (J)					
9/13/2019	0.0078 (J)				0.0061 (J)	0.0072 (J)			
3/2/2020									
3/3/2020							0.0029 (J)	0.0035 (J)	
3/4/2020									0.0027 (J)
3/6/2020									
3/9/2020									
3/11/2020	0.0038 (J)	0.0028 (J)	0.0035 (J)	0.0033 (J)	0.0025 (J)				
3/12/2020						0.0027 (J)			
9/3/2020									
9/4/2020									
9/8/2020							0.0037 (J)		<0.01
9/9/2020								<0.01	
9/10/2020									
9/11/2020									
9/14/2020									
9/15/2020	<0.01	<0.01	<0.01	<0.01					
9/16/2020					<0.01				
9/17/2020						0.0047 (J)			
2/24/2021									
2/25/2021								<0.01	
2/26/2021									<0.01
3/9/2021							<0.01		
3/10/2021									
3/11/2021									
3/12/2021									
3/16/2021	<0.01		0.0091 (J)			<0.01			

ND substitution: RL or RL/2 if <15% NDs.

Prediction Limit

Constituent: Zinc (mg/L) Analysis Run 5/1/2026 4:54 PM View: Appendix I Interwell Two-Step

Plant Bowen Client: Southern Company Data: Bowen LF 3-8

	GWA-2R (bg)	GWA-2 (bg)	GWA-1 (bg)	GWA-50R (bg)	GWA-50 (bg)	GWA-4RZ (bg)	GWC-22R	GWA-51RZ (bg)	GWA-53R (bg)
3/17/2021		<0.01		<0.01	<0.01				
3/29/2021									
7/27/2021									
7/28/2021								<0.01	
7/29/2021									<0.01
8/2/2021							<0.01		
8/4/2021									
8/5/2021									
8/6/2021									
8/9/2021	<0.01	<0.01	<0.01	<0.01	<0.01				
8/10/2021						<0.01			
1/25/2022									
1/26/2022								<0.01	<0.01
1/27/2022							<0.01		
1/31/2022									
2/1/2022	<0.01	<0.01	<0.01		<0.01				
2/2/2022				<0.01					
2/3/2022						<0.01			
8/5/2022									
8/8/2022									<0.01
8/9/2022								<0.01	
8/10/2022							<0.01		
8/11/2022									
8/12/2022									
8/16/2022	<0.01	<0.01	<0.01		<0.01				
8/17/2022				<0.01		<0.01			
2/9/2023							<0.01		
2/13/2023									
2/14/2023									
2/16/2023	<0.01	<0.01	<0.01	<0.01	<0.01				
2/17/2023						<0.01			
7/25/2023									
7/26/2023									
7/27/2023	<0.01	0.011 (J)	<0.01						
7/28/2023				<0.01	<0.01	<0.01			
8/1/2023									
8/3/2023							<0.01		
2/15/2024							<0.01		
2/19/2024									
2/20/2024									
2/22/2024		<0.01	<0.01	<0.01	<0.01				
2/26/2024	0.055								
2/27/2024						<0.01			
7/31/2024							<0.01		
8/1/2024									
8/2/2024									
8/6/2024	<0.01								
8/7/2024		<0.01	<0.01						
8/8/2024				<0.01	<0.01	<0.01			
2/20/2025							<0.01		
2/25/2025									
2/26/2025									

ND substitution: RL or RL/2 if <15% NDs.

Prediction Limit

Constituent: Zinc (mg/L) Analysis Run 5/1/2026 4:54 PM View: Appendix I Interwell Two-Step

Plant Bowen Client: Southern Company Data: Bowen LF 3-8

	GWA-2R (bg)	GWA-2 (bg)	GWA-1 (bg)	GWA-50R (bg)	GWA-50 (bg)	GWA-4RZ (bg)	GWC-22R	GWA-51RZ (bg)	GWA-53R (bg)
2/27/2025	<0.01	<0.01	<0.01		<0.01				
2/28/2025				<0.01		<0.01			
8/26/2025							<0.01		
8/27/2025									
8/28/2025									
9/2/2025	<0.01	<0.01	0.0028 (J)	<0.01	<0.01				
9/3/2025						<0.01			
2/13/2026							0.013		
2/16/2026									
2/17/2026				0.0019 (J)	0.0015 (J)				
2/18/2026	<0.01	<0.01	<0.01			0.0024 (J)			

ND substitution: RL or RL/2 if <15% NDs.

Prediction Limit

Constituent: Zinc (mg/L) Analysis Run 5/1/2026 4:54 PM View: Appendix I Interwell Two-Step

Plant Bowen Client: Southern Company Data: Bowen LF 3-8

	GWA-52 (bg)	GWA-56 (bg)	GWA-55R (bg)	GWA-53 (bg)	GWA-54 (bg)	GWA-55 (bg)	GWA-42 (bg)	GWA-43 (bg)	GWA-43R (bg)
8/23/2007									
10/23/2007									
10/24/2007									
11/2/2007									
11/18/2007									
1/30/2008									
1/31/2008									
3/10/2008									
3/11/2008									
5/6/2008									
5/13/2008									
5/14/2008									
12/4/2008									
12/5/2008									
12/12/2008									
4/15/2009									
4/21/2009									
4/23/2009									
5/20/2009									
10/6/2009									
10/7/2009									
10/8/2009									
10/19/2009									
4/21/2010									
4/26/2010									
4/27/2010									
4/28/2010									
5/3/2010									
9/28/2010									
9/30/2010									
10/4/2010									
10/6/2010									
10/11/2010									
10/12/2010									
4/12/2011									
4/13/2011									
4/14/2011									
4/21/2011									
4/27/2011									
10/4/2011									
10/5/2011									
10/13/2011									
10/17/2011									
10/19/2011									
4/3/2012									
4/11/2012									
5/1/2012									
5/2/2012									
10/2/2012									
10/8/2012									
10/9/2012									
4/9/2013									

Prediction Limit

Constituent: Zinc (mg/L) Analysis Run 5/1/2026 4:54 PM View: Appendix I Interwell Two-Step

Plant Bowen Client: Southern Company Data: Bowen LF 3-8

	GWA-52 (bg)	GWA-56 (bg)	GWA-55R (bg)	GWA-53 (bg)	GWA-54 (bg)	GWA-55 (bg)	GWA-42 (bg)	GWA-43 (bg)	GWA-43R (bg)
4/10/2013									
4/11/2013									
4/12/2013									
4/15/2013									
10/15/2013									
10/16/2013									
10/21/2013									
4/10/2014									
4/11/2014									
4/22/2014									
4/23/2014									
9/18/2014									
9/30/2014									
10/1/2014									
10/4/2014									
10/5/2014									
10/22/2014									
11/5/2014									
3/4/2015									
3/19/2015									
3/30/2015									
3/31/2015									
4/8/2015									
4/24/2015									
5/8/2015	<0.01								
5/9/2015		<0.01	<0.01	0.0023 (J)	<0.01	<0.01			
5/17/2015	0.0017 (J)								
5/18/2015			0.0033	0.0034	0.0019 (J)	0.0016 (J)			
5/19/2015		0.0045							
5/25/2015	0.003			<0.01	0.0022 (J)				
5/26/2015		0.0038	0.0022 (J)			<0.01			
6/8/2015	0.0025			0.0015 (J)					
6/9/2015		0.0037	0.0082		0.0015 (J)	0.0026			
6/17/2015		0.0018 (J)	<0.01	<0.01	0.0035	0.0017 (J)			
6/18/2015	0.0019 (J)								
6/24/2015	0.0028			<0.01					
6/25/2015		<0.01	<0.01		<0.01	<0.01			
6/30/2015	<0.01			<0.01					
7/1/2015		<0.01	0.0064		<0.01	<0.01			
7/6/2015	<0.01			<0.01					
7/7/2015		<0.01	<0.01		<0.01	<0.01			
7/30/2015									
8/12/2015	0.0033 (J)			0.004 (J)	0.0015 (J)				
8/13/2015		0.0017 (J)	0.0028 (J)			0.002 (J)			
10/11/2015									
10/12/2015									
10/13/2015									
12/8/2015									
2/29/2016	<0.01								
3/2/2016				0.0035 (J)	<0.01	<0.01			
3/3/2016		<0.01	<0.01						
3/7/2016									

ND substitution: RL or RL/2 if <15% NDs.

Prediction Limit

Constituent: Zinc (mg/L) Analysis Run 5/1/2026 4:54 PM View: Appendix I Interwell Two-Step

Plant Bowen Client: Southern Company Data: Bowen LF 3-8

	GWA-52 (bg)	GWA-56 (bg)	GWA-55R (bg)	GWA-53 (bg)	GWA-54 (bg)	GWA-55 (bg)	GWA-42 (bg)	GWA-43 (bg)	GWA-43R (bg)
3/11/2016							0.00862 (J)	0.0093 (J)	0.00722 (J)
3/14/2016									
3/15/2016									
3/22/2016									
3/23/2016									
3/28/2016									
5/11/2016									
5/12/2016									
5/13/2016								0.00336 (J)	0.00666 (J)
5/16/2016							0.00744 (J)		
7/7/2016									
7/8/2016	<0.01			<0.01	0.0029 (J)				
7/11/2016		0.0018 (J)	<0.01			<0.01			
7/14/2016									
7/19/2016								0.0015 (J)	0.0021 (J)
7/20/2016									
7/21/2016									
7/22/2016							0.0078 (J)		
7/29/2016									
8/1/2016									
9/15/2016									
9/16/2016								0.0023 (J)	<0.01
9/19/2016							0.0162		
9/21/2016									
11/2/2016								0.0047 (J)	0.0057 (J)
11/3/2016							0.011		
1/17/2017							0.0104		
1/18/2017								<0.01	0.0022 (J)
2/21/2017									
3/15/2017	0.0013 (J)	0.0034 (J)			0.0024 (J)				
3/16/2017			0.0054 (J)	0.0029 (J)		0.0015 (J)			
3/20/2017									
3/24/2017									
3/27/2017							0.0087 (J)		
3/28/2017								0.004 (J)	<0.01
3/30/2017									
4/3/2017									
4/7/2017									
9/15/2017	<0.01	<0.01			0.0016 (J)	<0.01			
9/18/2017			<0.01						
9/19/2017				0.0018 (J)					
9/22/2017								0.0013 (J)	0.0014 (J)
9/25/2017									
9/26/2017							0.0094 (J)		
9/29/2017									
10/2/2017									
10/3/2017									
10/4/2017									
3/12/2018			<0.01			<0.01			
3/13/2018	<0.01	0.0029 (J)		0.0021 (J)	0.0023 (J)				
3/14/2018							0.01	<0.01	
3/15/2018									0.0034 (J)

ND substitution: RL or RL/2 if <15% NDs.

Prediction Limit

Constituent: Zinc (mg/L) Analysis Run 5/1/2026 4:54 PM View: Appendix I Interwell Two-Step

Plant Bowen Client: Southern Company Data: Bowen LF 3-8

	GWA-52 (bg)	GWA-56 (bg)	GWA-55R (bg)	GWA-53 (bg)	GWA-54 (bg)	GWA-55 (bg)	GWA-42 (bg)	GWA-43 (bg)	GWA-43R (bg)
3/16/2018									
3/19/2018									
3/21/2018									
9/6/2018	0.0027 (J)				0.0035 (J)				
9/7/2018		0.0027 (J)	0.0042 (J)			0.0028 (J)			
9/11/2018				0.0045 (J)					
9/12/2018								0.0033 (J)	0.0032 (J)
9/14/2018							0.0096 (J)		
9/17/2018									
9/18/2018									
3/7/2019	<0.01	<0.01	<0.01		<0.01				
3/8/2019				<0.01		<0.01			
3/11/2019									
3/12/2019									
3/13/2019								0.0022 (J)	0.0023 (J)
3/14/2019							0.01		
3/15/2019									
3/19/2019									
3/20/2019									
3/21/2019									
9/4/2019	0.0045 (J)	0.0052 (J)							
9/5/2019			0.0045 (J)	0.0064 (J)	0.0048 (J)	0.0056 (J)			
9/9/2019									
9/10/2019							0.014		
9/11/2019								0.0065 (J)	0.0053 (J)
9/12/2019									
9/13/2019									
3/2/2020	0.0024 (J)								
3/3/2020					0.0024 (J)	0.005 (J)			
3/4/2020		0.0029 (J)	0.0028 (J)	0.004 (J)					
3/6/2020							0.012		
3/9/2020								0.002 (J)	0.0022 (J)
3/11/2020									
3/12/2020									
9/3/2020	<0.01								
9/4/2020		<0.01	<0.01			<0.01			
9/8/2020				<0.01	<0.01				
9/9/2020									
9/10/2020							0.0073 (J)		
9/11/2020								<0.01	
9/14/2020									<0.01
9/15/2020									
9/16/2020									
9/17/2020									
2/24/2021	<0.01								
2/25/2021		<0.01	<0.01		<0.01	<0.01			
2/26/2021				<0.01					
3/9/2021									
3/10/2021									
3/11/2021							0.0089 (J)	<0.01	<0.01
3/12/2021									
3/16/2021									

ND substitution: RL or RL/2 if <15% NDs.

Prediction Limit

Constituent: Zinc (mg/L) Analysis Run 5/1/2026 4:54 PM View: Appendix I Interwell Two-Step

Plant Bowen Client: Southern Company Data: Bowen LF 3-8

	GWA-52 (bg)	GWA-56 (bg)	GWA-55R (bg)	GWA-53 (bg)	GWA-54 (bg)	GWA-55 (bg)	GWA-42 (bg)	GWA-43 (bg)	GWA-43R (bg)
3/17/2021									
3/29/2021									
7/27/2021	<0.01				<0.01				
7/28/2021		<0.01	<0.01			<0.01			
7/29/2021				0.01 (J)					
8/2/2021									
8/4/2021							<0.01		
8/5/2021									<0.01
8/6/2021								<0.01	
8/9/2021									
8/10/2021									
1/25/2022	<0.01				<0.01				
1/26/2022		<0.01		<0.01		<0.01			
1/27/2022			<0.01						
1/31/2022							<0.01	<0.01	<0.01
2/1/2022									
2/2/2022									
2/3/2022									
8/5/2022	<0.01	<0.01			<0.01				
8/8/2022			<0.01	<0.01		<0.01			
8/9/2022									
8/10/2022							0.0089 (J)		<0.01
8/11/2022								<0.01	
8/12/2022									
8/16/2022									
8/17/2022									
2/9/2023									
2/13/2023							0.011 (J)		<0.01
2/14/2023								<0.01	
2/16/2023									
2/17/2023									
7/25/2023								<0.01	<0.01
7/26/2023							<0.01		
7/27/2023									
7/28/2023									
8/1/2023									
8/3/2023									
2/15/2024									
2/19/2024									
2/20/2024							0.0095 (J)	<0.01	<0.01
2/22/2024									
2/26/2024									
2/27/2024									
7/31/2024									
8/1/2024							0.01 (J)		
8/2/2024								<0.01	<0.01
8/6/2024									
8/7/2024									
8/8/2024									
2/20/2025									
2/25/2025							0.01 (J)	<0.01	<0.01
2/26/2025									

ND substitution: RL or RL/2 if <15% NDs.

Prediction Limit

Constituent: Zinc (mg/L) Analysis Run 5/1/2026 4:54 PM View: Appendix I Interwell Two-Step
Plant Bowen Client: Southern Company Data: Bowen LF 3-8

	GWA-52 (bg)	GWA-56 (bg)	GWA-55R (bg)	GWA-53 (bg)	GWA-54 (bg)	GWA-55 (bg)	GWA-42 (bg)	GWA-43 (bg)	GWA-43R (bg)
2/27/2025									
2/28/2025									
8/26/2025									
8/27/2025									
8/28/2025							0.0093 (J)	<0.01	<0.01
9/2/2025									
9/3/2025									
2/13/2026									
2/16/2026							0.01	0.0019 (J)	<0.01
2/17/2026									
2/18/2026									

ND substitution: RL or RL/2 if <15% NDs.

Prediction Limit

Constituent: Zinc (mg/L) Analysis Run 5/1/2026 4:54 PM View: Appendix I Interwell Two-Step

Plant Bowen Client: Southern Company Data: Bowen LF 3-8

	GWA-39Z (bg)	GWA-40 (bg)	GWA-41 (bg)	GWA-41R (bg)	GWA-39RZ (bg)	GWA-3A (bg)
8/23/2007						0.066
10/23/2007						
10/24/2007						
11/2/2007						0.055
11/18/2007						0.13
1/30/2008						
1/31/2008						0.13
3/10/2008						
3/11/2008						0.07
5/6/2008						
5/13/2008						
5/14/2008						0.12
12/4/2008						
12/5/2008						0.088
12/12/2008						
4/15/2009						0.068
4/21/2009						
4/23/2009						
5/20/2009						
10/6/2009						
10/7/2009						
10/8/2009						0.075
10/19/2009						
4/21/2010						
4/26/2010						
4/27/2010						
4/28/2010						0.071
5/3/2010						
9/28/2010						
9/30/2010						
10/4/2010						
10/6/2010						0.074
10/11/2010						
10/12/2010						
4/12/2011						
4/13/2011						
4/14/2011						
4/21/2011						0.047
4/27/2011						
10/4/2011						
10/5/2011						
10/13/2011						0.073
10/17/2011						
10/19/2011						
4/3/2012						
4/11/2012						
5/1/2012						0.0652
5/2/2012						
10/2/2012						
10/8/2012						
10/9/2012						0.061
4/9/2013						

Prediction Limit

Constituent: Zinc (mg/L) Analysis Run 5/1/2026 4:54 PM View: Appendix I Interwell Two-Step

Plant Bowen Client: Southern Company Data: Bowen LF 3-8

	GWA-39Z (bg)	GWA-40 (bg)	GWA-41 (bg)	GWA-41R (bg)	GWA-39RZ (bg)	GWA-3A (bg)
4/10/2013						
4/11/2013						0.053
4/12/2013						
4/15/2013						
10/15/2013						
10/16/2013						0.047
10/21/2013						
4/10/2014						
4/11/2014						
4/22/2014						
4/23/2014						0.041
9/18/2014						
9/30/2014						
10/1/2014						
10/4/2014						0.044
10/5/2014						
10/22/2014						
11/5/2014						
3/4/2015						
3/19/2015						
3/30/2015						
3/31/2015						0.12
4/8/2015						
4/24/2015						
5/8/2015						
5/9/2015						
5/17/2015						
5/18/2015						
5/19/2015						
5/25/2015						
5/26/2015						
6/8/2015						
6/9/2015						
6/17/2015						
6/18/2015						
6/24/2015						
6/25/2015						
6/30/2015						
7/1/2015						
7/6/2015						
7/7/2015						
7/30/2015						
8/12/2015						
8/13/2015						
10/11/2015						
10/12/2015						0.053
10/13/2015						
12/8/2015						
2/29/2016						
3/2/2016						
3/3/2016						
3/7/2016						

Prediction Limit

Constituent: Zinc (mg/L) Analysis Run 5/1/2026 4:54 PM View: Appendix I Interwell Two-Step

Plant Bowen Client: Southern Company Data: Bowen LF 3-8

	GWA-39Z (bg)	GWA-40 (bg)	GWA-41 (bg)	GWA-41R (bg)	GWA-39RZ (bg)	GWA-3A (bg)
3/11/2016						
3/14/2016	<0.01					
3/15/2016		<0.01	<0.01	0.00286 (J)		
3/22/2016						
3/23/2016						0.0532
3/28/2016						
5/11/2016	0.00467 (J)	<0.01				
5/12/2016			<0.01			
5/13/2016				<0.01		
5/16/2016						
7/7/2016						
7/8/2016						
7/11/2016						
7/14/2016						
7/19/2016	0.0055 (J)					
7/20/2016			<0.01			
7/21/2016		0.0013 (J)		0.0016 (J)		
7/22/2016						
7/29/2016						0.0446
8/1/2016						
9/15/2016	0.0044 (J)	<0.01	0.0027 (J)			
9/16/2016						
9/19/2016						
9/21/2016				<0.01		
11/2/2016	0.0043 (J)					
11/3/2016		<0.01	<0.01	<0.01		
1/17/2017		<0.01		<0.01		
1/18/2017	0.0039 (J)		0.0027 (J)			
2/21/2017					0.0049 (J)	
3/15/2017						
3/16/2017						
3/20/2017						
3/24/2017		0.0021 (J)	0.0016 (J)			
3/27/2017				0.003 (J)	0.0034 (J)	
3/28/2017	0.0041 (J)					
3/30/2017						0.0479
4/3/2017						
4/7/2017						
9/15/2017						
9/18/2017						
9/19/2017						
9/22/2017						
9/25/2017			<0.01	0.0023 (J)		
9/26/2017	0.0029 (J)	0.0019 (J)				
9/29/2017					0.0012 (J)	
10/2/2017						
10/3/2017						
10/4/2017						0.0429
3/12/2018						
3/13/2018						
3/14/2018	0.0062 (J)	0.0021 (J)	0.0025 (J)	0.0031 (J)		
3/15/2018						

ND substitution: RL or RL/2 if <15% NDs.

Prediction Limit

Constituent: Zinc (mg/L) Analysis Run 5/1/2026 4:54 PM View: Appendix I Interwell Two-Step

Plant Bowen Client: Southern Company Data: Bowen LF 3-8

	GWA-39Z (bg)	GWA-40 (bg)	GWA-41 (bg)	GWA-41R (bg)	GWA-39RZ (bg)	GWA-3A (bg)
3/16/2018					0.0042 (J)	
3/19/2018						0.04
3/21/2018						
9/6/2018						
9/7/2018						
9/11/2018						
9/12/2018	0.0033 (J)	0.0023 (J)	0.0026 (J)	0.0028 (J)		
9/14/2018					0.0038 (J)	
9/17/2018						0.04
9/18/2018						
3/7/2019						
3/8/2019						
3/11/2019						
3/12/2019						
3/13/2019		<0.01				
3/14/2019			<0.01	0.0021 (J)	0.0035 (J)	
3/15/2019	0.0023 (J)					
3/19/2019						
3/20/2019						0.028
3/21/2019						
9/4/2019						
9/5/2019						
9/9/2019	0.0047 (J)	0.0058 (J)				
9/10/2019			0.0061 (J)	0.0075 (J)		
9/11/2019					0.0085 (J)	
9/12/2019						
9/13/2019						0.036
3/2/2020						
3/3/2020						
3/4/2020						
3/6/2020			0.0027 (J)			
3/9/2020	0.0035 (J)	0.002 (J)		0.0024 (J)	0.009 (J)	
3/11/2020						0.031
3/12/2020						
9/3/2020						
9/4/2020						
9/8/2020						
9/9/2020						
9/10/2020	<0.01		<0.01	<0.01		
9/11/2020		<0.01				
9/14/2020						
9/15/2020						
9/16/2020					<0.01	
9/17/2020						
2/24/2021						
2/25/2021						
2/26/2021						
3/9/2021						
3/10/2021		<0.01		<0.01		
3/11/2021			<0.01			
3/12/2021	0.0065 (J)					
3/16/2021					<0.01	

Prediction Limit

Constituent: Zinc (mg/L) Analysis Run 5/1/2026 4:54 PM View: Appendix I Interwell Two-Step

Plant Bowen Client: Southern Company Data: Bowen LF 3-8

	GWA-39Z (bg)	GWA-40 (bg)	GWA-41 (bg)	GWA-41R (bg)	GWA-39RZ (bg)	GWA-3A (bg)
3/17/2021						
3/29/2021						<0.01
7/27/2021						
7/28/2021						
7/29/2021						
8/2/2021						
8/4/2021	<0.01	<0.01	<0.01	<0.01		
8/5/2021						
8/6/2021					<0.01	
8/9/2021						<0.01
8/10/2021						
1/25/2022						
1/26/2022						
1/27/2022						
1/31/2022	<0.01	<0.01	<0.01	<0.01		
2/1/2022						
2/2/2022					<0.01	<0.01
2/3/2022						
8/5/2022						
8/8/2022						
8/9/2022						
8/10/2022	<0.01					
8/11/2022			<0.01	<0.01		
8/12/2022		<0.01				
8/16/2022					<0.01	<0.01
8/17/2022						
2/9/2023						
2/13/2023	<0.01	<0.01	<0.01	<0.01		
2/14/2023					<0.01	
2/16/2023						
2/17/2023						<0.01
7/25/2023			<0.01	<0.01	<0.01	
7/26/2023	<0.01	<0.01				
7/27/2023						
7/28/2023						
8/1/2023						<0.01
8/3/2023						
2/15/2024						
2/19/2024	<0.01	<0.01	<0.01	<0.01	<0.01	
2/20/2024						
2/22/2024						<0.01
2/26/2024						
2/27/2024						
7/31/2024						
8/1/2024	<0.01	<0.01	<0.01	<0.01	<0.01	
8/2/2024						
8/6/2024						
8/7/2024						
8/8/2024						<0.01
2/20/2025						
2/25/2025	<0.01	<0.01	<0.01	0.0032 (J)		
2/26/2025					<0.01	<0.01

ND substitution: RL or RL/2 if <15% NDs.

Prediction Limit

Constituent: Zinc (mg/L) Analysis Run 5/1/2026 4:54 PM View: Appendix I Interwell Two-Step
Plant Bowen Client: Southern Company Data: Bowen LF 3-8

	GWA-39Z (bg)	GWA-40 (bg)	GWA-41 (bg)	GWA-41R (bg)	GWA-39RZ (bg)	GWA-3A (bg)
2/27/2025						
2/28/2025						
8/26/2025						
8/27/2025		<0.01		<0.01		
8/28/2025	<0.01		<0.01		<0.01	
9/2/2025						<0.01
9/3/2025						
2/13/2026						
2/16/2026		<0.01	<0.01	<0.01		
2/17/2026						0.0017 (J)
2/18/2026	<0.01				<0.01	

ND substitution: RL or RL/2 if <15% NDs.

FIGURE F.

Appendix I Trend Tests - Prediction Limit Exceedances - Significant Results

Plant Bowen Client: Southern Company Data: Bowen LF 3-8 Printed 5/1/2026, 4:57 PM

Constituent	Well	Slope	Calc.	Critical	Sig.	N	%NDs	Normality	Alpha	Method
Barium (mg/L)	GWA-1 (bg)	-0.0004916	-4.795	-2.58	Yes	46	0	n/a	0.01	NP
Barium (mg/L)	GWA-2R (bg)	0.0005298	2.987	2.58	Yes	45	0	n/a	0.01	NP
Barium (mg/L)	GWA-4RZ (bg)	0.002523	547	223	Yes	40	0	n/a	0.01	NP
Barium (mg/L)	GWA-40 (bg)	-0.0001867	-124	-118	Yes	26	0	n/a	0.01	NP
Barium (mg/L)	GWA-41 (bg)	-0.001381	-194	-118	Yes	26	0	n/a	0.01	NP
Barium (mg/L)	GWA-43 (bg)	-0.001573	-190	-118	Yes	26	0	n/a	0.01	NP
Barium (mg/L)	GWA-43R (bg)	-0.0001003	-150	-118	Yes	26	0	n/a	0.01	NP
Barium (mg/L)	GWA-50 (bg)	-0.0003139	-332	-223	Yes	40	0	n/a	0.01	NP
Barium (mg/L)	GWA-50R (bg)	-0.0006146	-448	-206	Yes	38	0	n/a	0.01	NP
Barium (mg/L)	GWA-52 (bg)	-0.002632	-223	-131	Yes	28	0	n/a	0.01	NP
Barium (mg/L)	GWA-53 (bg)	-0.002235	-281	-131	Yes	28	0	n/a	0.01	NP
Barium (mg/L)	GWA-55R (bg)	-0.00521	-243	-139	Yes	29	3.448	n/a	0.01	NP
Barium (mg/L)	GWA-56 (bg)	0.002644	254	139	Yes	29	3.448	n/a	0.01	NP
Cobalt (mg/L)	GWA-2R (bg)	0	-2.605	-2.58	Yes	46	89.13	n/a	0.01	NP
Cobalt (mg/L)	GWA-4RZ (bg)	0.0006158	293	223	Yes	40	22.5	n/a	0.01	NP
Cobalt (mg/L)	GWC-34	0.001185	32	30	Yes	10	0	n/a	0.01	NP
Cobalt (mg/L)	GWC-34R	0.0003544	31	30	Yes	10	0	n/a	0.01	NP
Zinc (mg/L)	GWA-39RZ (bg)	0.0005827	106	81	Yes	20	60	n/a	0.01	NP
Zinc (mg/L)	GWA-39Z (bg)	0.0005942	116	111	Yes	25	48	n/a	0.01	NP
Zinc (mg/L)	GWA-53R (bg)	0.0007766	100	98	Yes	23	47.83	n/a	0.01	NP
Zinc (mg/L)	GWC-22R	0.000755	225	146	Yes	30	50	n/a	0.01	NP

Appendix I Trend Tests - Prediction Limit Exceedances - All Results

Plant Bowen Client: Southern Company Data: Bowen LF 3-8 Printed 5/1/2026, 4:57 PM

Constituent	Well	Slope	Calc.	Critical	Sig.	N	%NDs	Normality	Alpha	Method
Barium (mg/L)	**GWA-1 (bg)**	**-0.0004916**	**-4.795**	**-2.58**	**Yes**	**46**	**0**	**n/a**	**0.01**	**NP**
Barium (mg/L)	GWA-2 (bg)	0.0002893	1.018	2.58	No	45	0	n/a	0.01	NP
Barium (mg/L)	**GWA-2R (bg)**	**0.0005298**	**2.987**	**2.58**	**Yes**	**45**	**0**	**n/a**	**0.01**	**NP**
Barium (mg/L)	GWA-3A (bg)	0.00001823	19	199	No	37	0	n/a	0.01	NP
Barium (mg/L)	**GWA-4RZ (bg)**	**0.002523**	**547**	**223**	**Yes**	**40**	**0**	**n/a**	**0.01**	**NP**
Barium (mg/L)	GWA-39RZ (bg)	-0.0002358	-62	-105	No	24	0	n/a	0.01	NP
Barium (mg/L)	GWA-39Z (bg)	0.0001018	9	118	No	26	0	n/a	0.01	NP
Barium (mg/L)	**GWA-40 (bg)**	**-0.0001867**	**-124**	**-118**	**Yes**	**26**	**0**	**n/a**	**0.01**	**NP**
Barium (mg/L)	**GWA-41 (bg)**	**-0.001381**	**-194**	**-118**	**Yes**	**26**	**0**	**n/a**	**0.01**	**NP**
Barium (mg/L)	GWA-41R (bg)	0.0007422	47	118	No	26	0	n/a	0.01	NP
Barium (mg/L)	GWA-42 (bg)	0.00005477	95	118	No	26	0	n/a	0.01	NP
Barium (mg/L)	**GWA-43 (bg)**	**-0.001573**	**-190**	**-118**	**Yes**	**26**	**0**	**n/a**	**0.01**	**NP**
Barium (mg/L)	**GWA-43R (bg)**	**-0.0001003**	**-150**	**-118**	**Yes**	**26**	**0**	**n/a**	**0.01**	**NP**
Barium (mg/L)	**GWA-50 (bg)**	**-0.0003139**	**-332**	**-223**	**Yes**	**40**	**0**	**n/a**	**0.01**	**NP**
Barium (mg/L)	**GWA-50R (bg)**	**-0.0006146**	**-448**	**-206**	**Yes**	**38**	**0**	**n/a**	**0.01**	**NP**
Barium (mg/L)	GWA-51RZ (bg)	0.001569	108	139	No	29	0	n/a	0.01	NP
Barium (mg/L)	**GWA-52 (bg)**	**-0.002632**	**-223**	**-131**	**Yes**	**28**	**0**	**n/a**	**0.01**	**NP**
Barium (mg/L)	**GWA-53 (bg)**	**-0.002235**	**-281**	**-131**	**Yes**	**28**	**0**	**n/a**	**0.01**	**NP**
Barium (mg/L)	GWA-53R (bg)	0	51	131	No	28	0	n/a	0.01	NP
Barium (mg/L)	GWA-54 (bg)	-0.0005306	-48	-131	No	28	0	n/a	0.01	NP
Barium (mg/L)	GWA-55 (bg)	-0.0002384	-31	-139	No	29	3.448	n/a	0.01	NP
Barium (mg/L)	**GWA-55R (bg)**	**-0.00521**	**-243**	**-139**	**Yes**	**29**	**3.448**	**n/a**	**0.01**	**NP**
Barium (mg/L)	**GWA-56 (bg)**	**0.002644**	**254**	**139**	**Yes**	**29**	**3.448**	**n/a**	**0.01**	**NP**
Barium (mg/L)	GWC-20R	0.0002955	118	184	No	35	0	n/a	0.01	NP
Barium (mg/L)	GWC-26	0	5	34	No	11	0	n/a	0.01	NP
Barium (mg/L)	GWC-27	0	13	34	No	11	0	n/a	0.01	NP
Barium (mg/L)	GWC-28	0.004286	28	34	No	11	0	n/a	0.01	NP
Cobalt (mg/L)	GWA-1 (bg)	0	-0.3234	-2.58	No	47	82.98	n/a	0.01	NP
Cobalt (mg/L)	GWA-2 (bg)	0	-0.7828	-2.58	No	47	93.62	n/a	0.01	NP
Cobalt (mg/L)	**GWA-2R (bg)**	**0**	**-2.605**	**-2.58**	**Yes**	**46**	**89.13**	**n/a**	**0.01**	**NP**
Cobalt (mg/L)	GWA-3A (bg)	0	-1.067	-2.58	No	46	52.17	n/a	0.01	NP
Cobalt (mg/L)	**GWA-4RZ (bg)**	**0.0006158**	**293**	**223**	**Yes**	**40**	**22.5**	**n/a**	**0.01**	**NP**
Cobalt (mg/L)	GWA-39RZ (bg)	0	0	105	No	24	100	n/a	0.01	NP
Cobalt (mg/L)	GWA-39Z (bg)	0	70	118	No	26	53.85	n/a	0.01	NP
Cobalt (mg/L)	GWA-40 (bg)	0	0	118	No	26	100	n/a	0.01	NP
Cobalt (mg/L)	GWA-41 (bg)	0	0	118	No	26	100	n/a	0.01	NP
Cobalt (mg/L)	GWA-41R (bg)	0	-12	-118	No	26	73.08	n/a	0.01	NP
Cobalt (mg/L)	GWA-42 (bg)	0	5	118	No	26	88.46	n/a	0.01	NP
Cobalt (mg/L)	GWA-43 (bg)	0	-27	-118	No	26	92.31	n/a	0.01	NP
Cobalt (mg/L)	GWA-43R (bg)	0	0	118	No	26	100	n/a	0.01	NP
Cobalt (mg/L)	GWA-50 (bg)	0	0	2.58	No	41	100	n/a	0.01	NP
Cobalt (mg/L)	GWA-50R (bg)	0	2.332	2.58	No	41	85.37	n/a	0.01	NP
Cobalt (mg/L)	GWA-51RZ (bg)	0	26	139	No	29	96.55	n/a	0.01	NP
Cobalt (mg/L)	GWA-52 (bg)	0	0	131	No	28	100	n/a	0.01	NP
Cobalt (mg/L)	GWA-53 (bg)	0	0	131	No	28	100	n/a	0.01	NP
Cobalt (mg/L)	GWA-53R (bg)	0	0	131	No	28	100	n/a	0.01	NP
Cobalt (mg/L)	GWA-54 (bg)	0	51	131	No	28	92.86	n/a	0.01	NP
Cobalt (mg/L)	GWA-55 (bg)	0.0001135	76	131	No	28	28.57	n/a	0.01	NP
Cobalt (mg/L)	GWA-55R (bg)	0	91	131	No	28	78.57	n/a	0.01	NP
Cobalt (mg/L)	GWA-56 (bg)	0	0	131	No	28	100	n/a	0.01	NP
Cobalt (mg/L)	**GWC-34**	**0.001185**	**32**	**30**	**Yes**	**10**	**0**	**n/a**	**0.01**	**NP**
Cobalt (mg/L)	**GWC-34R**	**0.0003544**	**31**	**30**	**Yes**	**10**	**0**	**n/a**	**0.01**	**NP**
Zinc (mg/L)	GWA-1 (bg)	0.000006118	101	214	No	39	35.9	n/a	0.01	NP
Zinc (mg/L)	GWA-2 (bg)	0	48	223	No	40	52.5	n/a	0.01	NP
Zinc (mg/L)	GWA-2R (bg)	0	0.3832	2.58	No	42	50	n/a	0.01	NP
Zinc (mg/L)	GWA-3A (bg)	0	-10	-34	No	11	90.91	n/a	0.01	NP
Zinc (mg/L)	GWA-4RZ (bg)	0	34	167	No	33	39.39	n/a	0.01	NP
Zinc (mg/L)	**GWA-39RZ (bg)**	**0.0005827**	**106**	**81**	**Yes**	**20**	**60**	**n/a**	**0.01**	**NP**
Zinc (mg/L)	**GWA-39Z (bg)**	**0.0005942**	**116**	**111**	**Yes**	**25**	**48**	**n/a**	**0.01**	**NP**
Zinc (mg/L)	GWA-40 (bg)	0	68	111	No	25	72	n/a	0.01	NP
Zinc (mg/L)	GWA-41 (bg)	0	64	111	No	25	72	n/a	0.01	NP
Zinc (mg/L)	GWA-41R (bg)	0	77	111	No	25	60	n/a	0.01	NP
Zinc (mg/L)	GWA-42 (bg)	1.2e-10	26	111	No	25	12	n/a	0.01	NP
Zinc (mg/L)	GWA-43 (bg)	0.00009793	92	111	No	25	52	n/a	0.01	NP
Zinc (mg/L)	GWA-43R (bg)	0.0003364	110	111	No	25	56	n/a	0.01	NP

Appendix I Trend Tests - Prediction Limit Exceedances - All Results

Plant Bowen Client: Southern Company Data: Bowen LF 3-8 Printed 5/1/2026, 4:57 PM

Constituent	Well	Slope	Calc.	Critical	Sig.	N	%NDs	Normality	Alpha	Method
Zinc (mg/L)	GWA-50 (bg)	0.00008572	113	184	No	35	40	n/a	0.01	NP
Zinc (mg/L)	GWA-50R (bg)	0	-45	-161	No	32	40.63	n/a	0.01	NP
Zinc (mg/L)	GWA-51RZ (bg)	0	9	92	No	22	45.45	n/a	0.01	NP
Zinc (mg/L)	GWA-52 (bg)	0	65	98	No	23	56.52	n/a	0.01	NP
Zinc (mg/L)	GWA-53 (bg)	0	45	98	No	23	47.83	n/a	0.01	NP
Zinc (mg/L)	**GWA-53R (bg)**	**0.0007766**	**100**	**98**	**Yes**	**23**	**47.83**	**n/a**	**0.01**	**NP**
Zinc (mg/L)	GWA-54 (bg)	0.00004771	65	98	No	23	47.83	n/a	0.01	NP
Zinc (mg/L)	GWA-55 (bg)	0	42	98	No	23	65.22	n/a	0.01	NP
Zinc (mg/L)	GWA-55R (bg)	0	39	98	No	23	60.87	n/a	0.01	NP
Zinc (mg/L)	GWA-56 (bg)	0	37	98	No	23	52.17	n/a	0.01	NP
Zinc (mg/L)	**GWC-22R**	**0.000755**	**225**	**146**	**Yes**	**30**	**50**	**n/a**	**0.01**	**NP**

Sen's Slope Estimator

GWA-1 (bg)

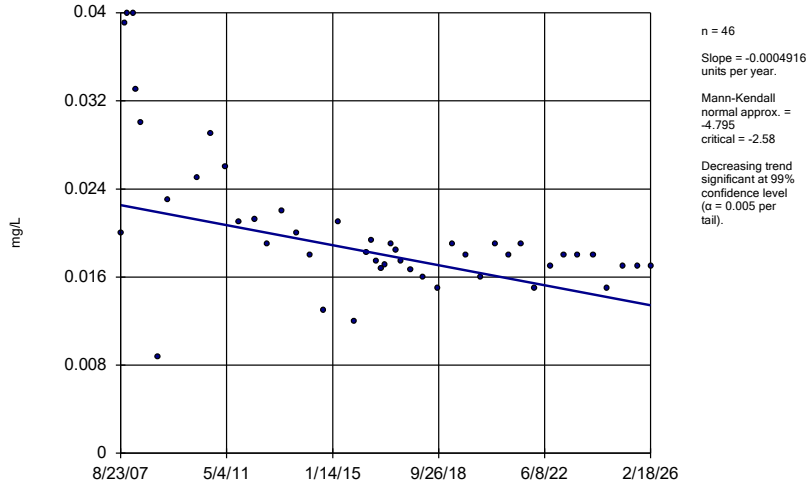

n = 46

Slope = -0.0004916 units per year.

Mann-Kendall normal approx. = -4.795 critical = -2.58

Decreasing trend significant at 99% confidence level (α = 0.005 per tail).

Constituent: Barium Analysis Run 5/1/2026 4:55 PM View: Appendix I Trend Tests - PL Exceedances

Plant Bowen Client: Southern Company Data: Bowen LF 3-8

Sanitas™ v.10.1.06e Software licensed to Groundwater Stats Consulting. UG

Sen's Slope Estimator

GWA-2 (bg)

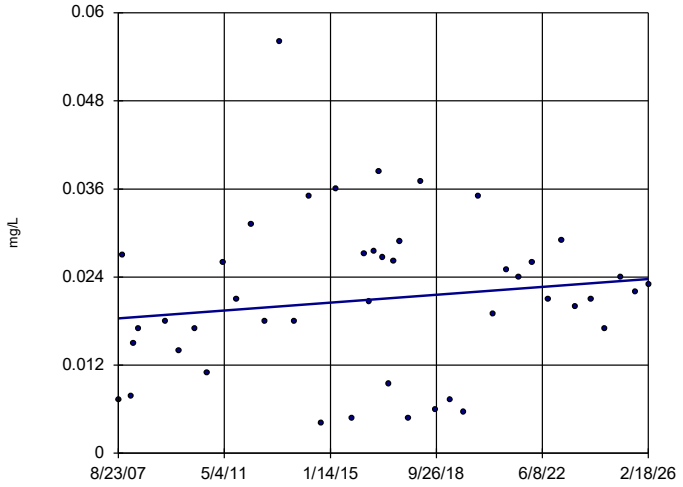

n = 45

Slope = 0.0002893 units per year.

Mann-Kendall normal approx. = 1.018 critical = 2.58

Trend not significant at 99% confidence level (α = 0.005 per tail).

Constituent: Barium Analysis Run 5/1/2026 4:55 PM View: Appendix I Trend Tests - PL Exceedances

Plant Bowen Client: Southern Company Data: Bowen LF 3-8

Sanitas™ v.10.1.06e Software licensed to Groundwater Stats Consulting. UG

Sen's Slope Estimator

GWA-2R (bg)

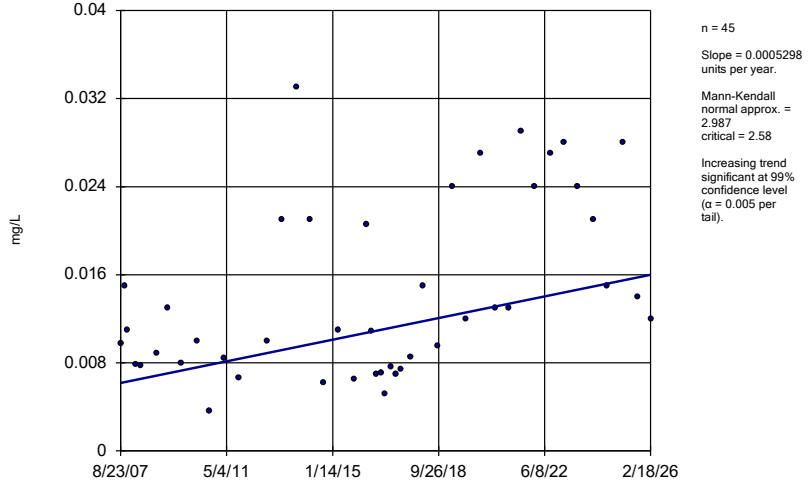

n = 45

Slope = 0.0005298 units per year.

Mann-Kendall normal approx. = 2.987 critical = 2.58

Increasing trend significant at 99% confidence level (α = 0.005 per tail).

Constituent: Barium Analysis Run 5/1/2026 4:55 PM View: Appendix I Trend Tests - PL Exceedances

Plant Bowen Client: Southern Company Data: Bowen LF 3-8

Sanitas™ v.10.1.06e Software licensed to Groundwater Stats Consulting. UG

Sen's Slope Estimator

GWA-3A (bg)

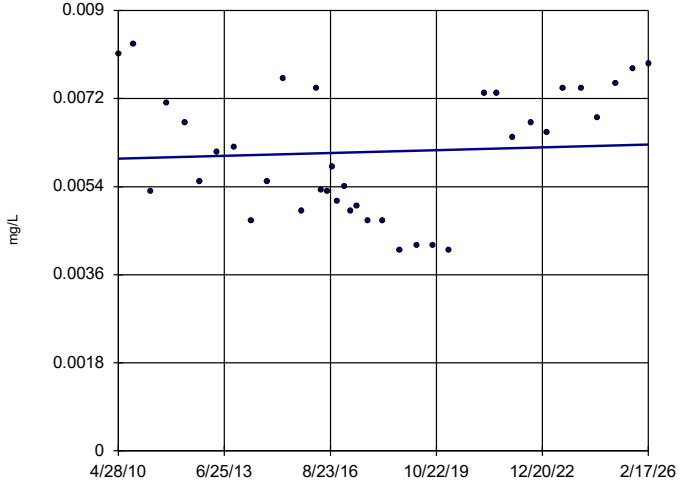

n = 37

Slope = 0.00001823 units per year.

Mann-Kendall statistic = 19 critical = 199

Trend not significant at 99% confidence level (α = 0.005 per tail).

Constituent: Barium Analysis Run 5/1/2026 4:55 PM View: Appendix I Trend Tests - PL Exceedances

Plant Bowen Client: Southern Company Data: Bowen LF 3-8

Sanitas™ v.10.1.06e Software licensed to Groundwater Stats Consulting. UG

Sen's Slope Estimator

GWA-4RZ (bg)

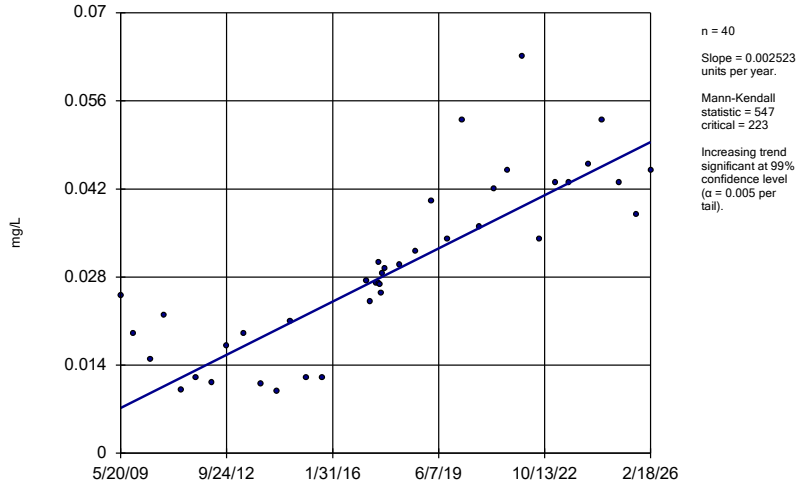

n = 40

Slope = 0.002523 units per year.

Mann-Kendall statistic = 547 critical = 223

Increasing trend significant at 99% confidence level (α = 0.005 per tail).

Constituent: Barium Analysis Run 5/1/2026 4:55 PM View: Appendix I Trend Tests - PL Exceedances

Plant Bowen Client: Southern Company Data: Bowen LF 3-8

Sanitas™ v.10.1.06e Software licensed to Groundwater Stats Consulting. UG

Sen's Slope Estimator

GWA-39RZ (bg)

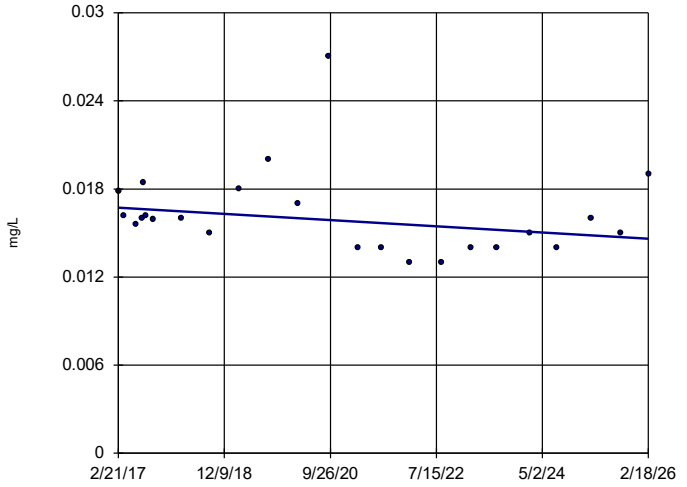

n = 24

Slope = -0.0002358 units per year.

Mann-Kendall statistic = -62 critical = -105

Trend not significant at 99% confidence level (α = 0.005 per tail).

Constituent: Barium Analysis Run 5/1/2026 4:55 PM View: Appendix I Trend Tests - PL Exceedances

Plant Bowen Client: Southern Company Data: Bowen LF 3-8

Sanitas™ v.10.1.06e Software licensed to Groundwater Stats Consulting. UG

Sen's Slope Estimator

GWA-39Z (bg)

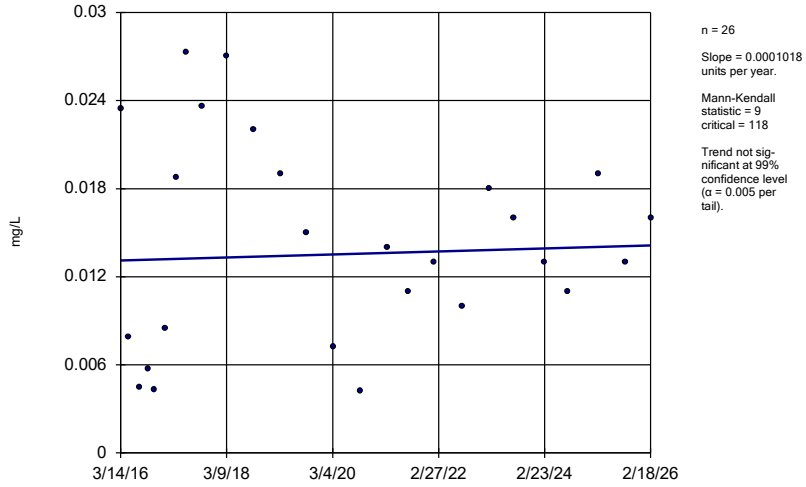

n = 26

Slope = 0.0001018 units per year.

Mann-Kendall statistic = 9 critical = 118

Trend not significant at 99% confidence level (α = 0.005 per tail).

Constituent: Barium Analysis Run 5/1/2026 4:55 PM View: Appendix I Trend Tests - PL Exceedances

Plant Bowen Client: Southern Company Data: Bowen LF 3-8

Sanitas™ v.10.1.06e Software licensed to Groundwater Stats Consulting. UG

Sen's Slope Estimator

GWA-40 (bg)

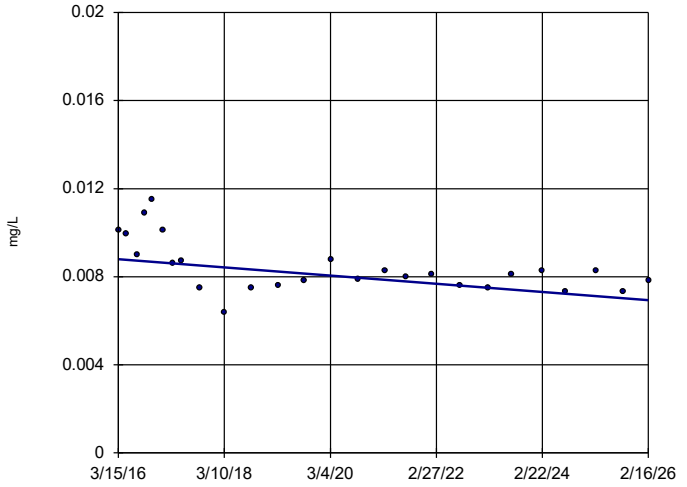

n = 26

Slope = -0.0001867 units per year.

Mann-Kendall statistic = -124 critical = -118

Decreasing trend significant at 99% confidence level (α = 0.005 per tail).

Constituent: Barium Analysis Run 5/1/2026 4:55 PM View: Appendix I Trend Tests - PL Exceedances

Plant Bowen Client: Southern Company Data: Bowen LF 3-8

Sanitas™ v.10.1.06e Software licensed to Groundwater Stats Consulting. UG

Sen's Slope Estimator

GWA-41 (bg)

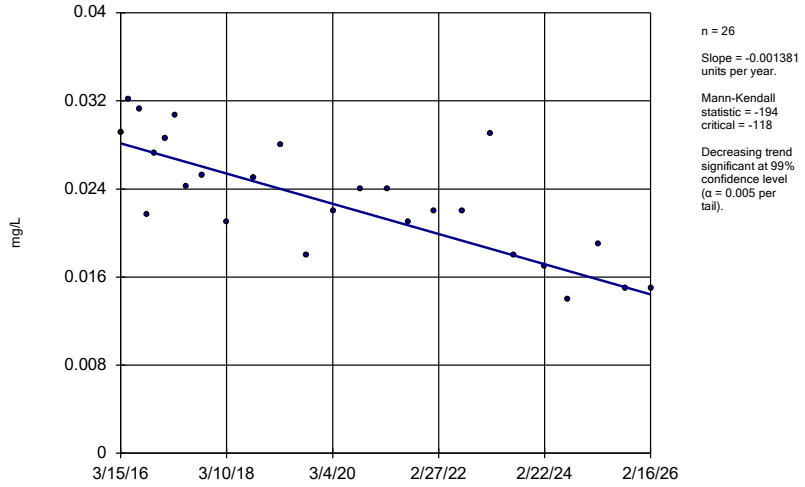

n = 26

Slope = -0.001381 units per year.

Mann-Kendall statistic = -194
critical = -118

Decreasing trend significant at 99% confidence level (α = 0.005 per tail).

Constituent: Barium Analysis Run 5/1/2026 4:55 PM View: Appendix I Trend Tests - PL Exceedances
Plant Bowen Client: Southern Company Data: Bowen LF 3-8

Sanitas™ v.10.1.06e Software licensed to Groundwater Stats Consulting. UG

Sen's Slope Estimator

GWA-41R (bg)

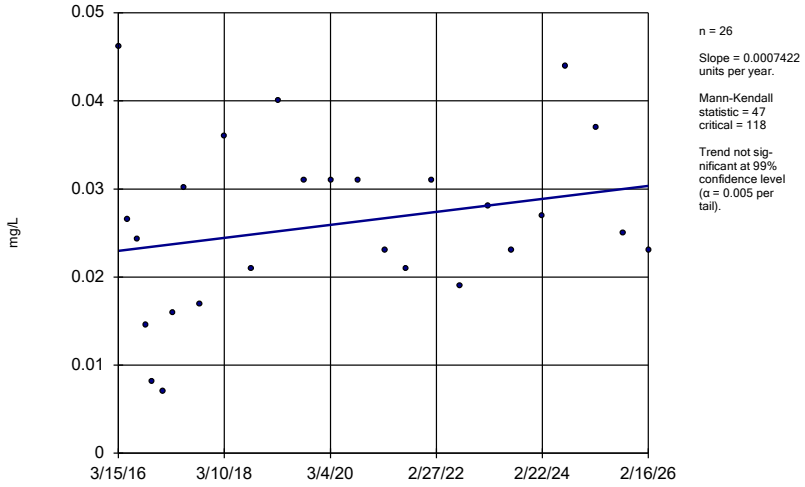

n = 26

Slope = 0.0007422 units per year.

Mann-Kendall statistic = 47
critical = 118

Trend not significant at 99% confidence level (α = 0.005 per tail).

Constituent: Barium Analysis Run 5/1/2026 4:55 PM View: Appendix I Trend Tests - PL Exceedances
Plant Bowen Client: Southern Company Data: Bowen LF 3-8

Sanitas™ v.10.1.06e Software licensed to Groundwater Stats Consulting. UG

Sen's Slope Estimator

GWA-42 (bg)

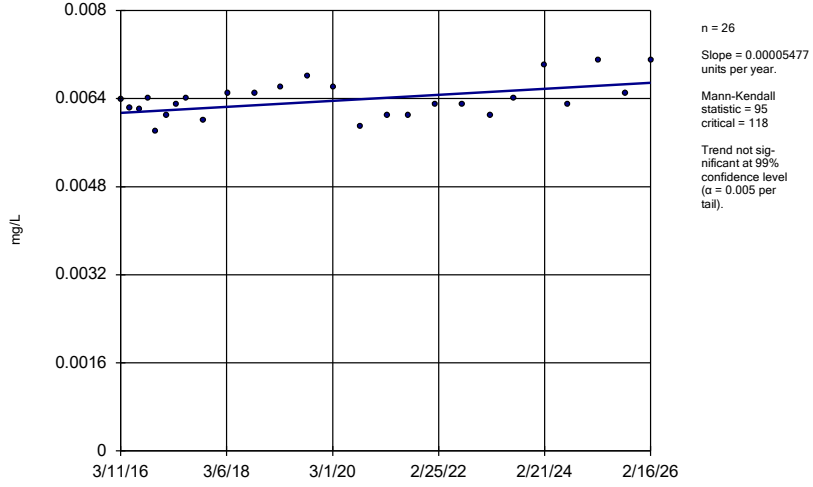

n = 26

Slope = 0.00005477 units per year.

Mann-Kendall statistic = 95
critical = 118

Trend not significant at 99% confidence level (α = 0.005 per tail).

Constituent: Barium Analysis Run 5/1/2026 4:55 PM View: Appendix I Trend Tests - PL Exceedances
Plant Bowen Client: Southern Company Data: Bowen LF 3-8

Sanitas™ v.10.1.06e Software licensed to Groundwater Stats Consulting. UG

Sen's Slope Estimator

GWA-43 (bg)

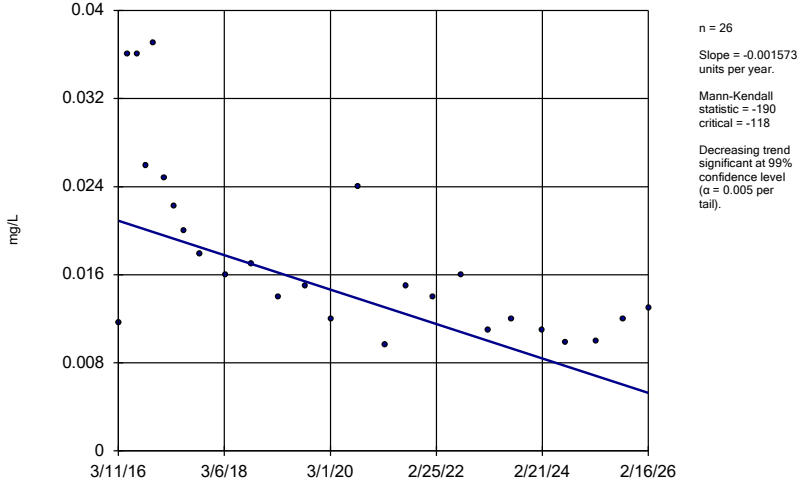

n = 26

Slope = -0.001573 units per year.

Mann-Kendall statistic = -190
critical = -118

Decreasing trend significant at 99% confidence level (α = 0.005 per tail).

Constituent: Barium Analysis Run 5/1/2026 4:55 PM View: Appendix I Trend Tests - PL Exceedances
Plant Bowen Client: Southern Company Data: Bowen LF 3-8

Sanitas™ v.10.1.06e Software licensed to Groundwater Stats Consulting. UG

Sen's Slope Estimator

GWA-43R (bg)

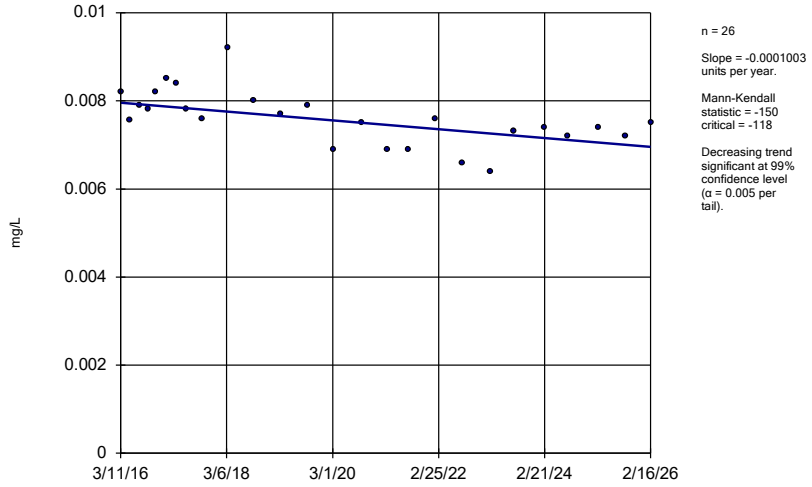

n = 26

Slope = -0.0001003 units per year.

Mann-Kendall statistic = -150
critical = -118

Decreasing trend significant at 99% confidence level (α = 0.005 per tail).

Constituent: Barium Analysis Run 5/1/2026 4:55 PM View: Appendix I Trend Tests - PL Exceedances
Plant Bowen Client: Southern Company Data: Bowen LF 3-8

Sanitas™ v.10.1.06e Software licensed to Groundwater Stats Consulting. UG

Sen's Slope Estimator

GWA-50 (bg)

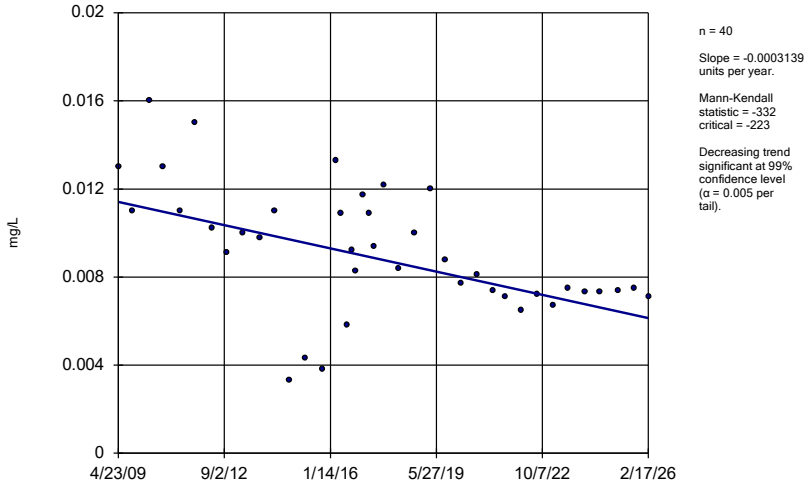

n = 40

Slope = -0.0003139 units per year.

Mann-Kendall statistic = -332
critical = -223

Decreasing trend significant at 99% confidence level (α = 0.005 per tail).

Constituent: Barium Analysis Run 5/1/2026 4:55 PM View: Appendix I Trend Tests - PL Exceedances
Plant Bowen Client: Southern Company Data: Bowen LF 3-8

Sanitas™ v.10.1.06e Software licensed to Groundwater Stats Consulting. UG

Sen's Slope Estimator

GWA-50R (bg)

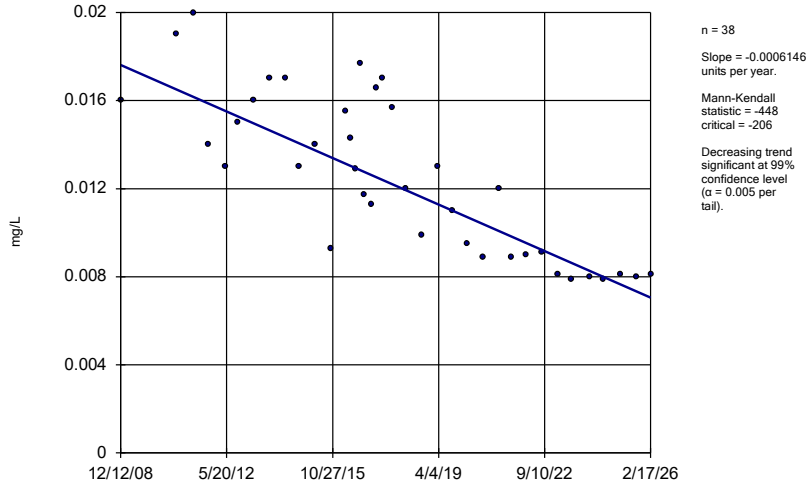

n = 38

Slope = -0.0006146 units per year.

Mann-Kendall statistic = -448
critical = -206

Decreasing trend significant at 99% confidence level (α = 0.005 per tail).

Constituent: Barium Analysis Run 5/1/2026 4:55 PM View: Appendix I Trend Tests - PL Exceedances
Plant Bowen Client: Southern Company Data: Bowen LF 3-8

Sanitas™ v.10.1.06e Software licensed to Groundwater Stats Consulting. UG

Sen's Slope Estimator

GWA-51RZ (bg)

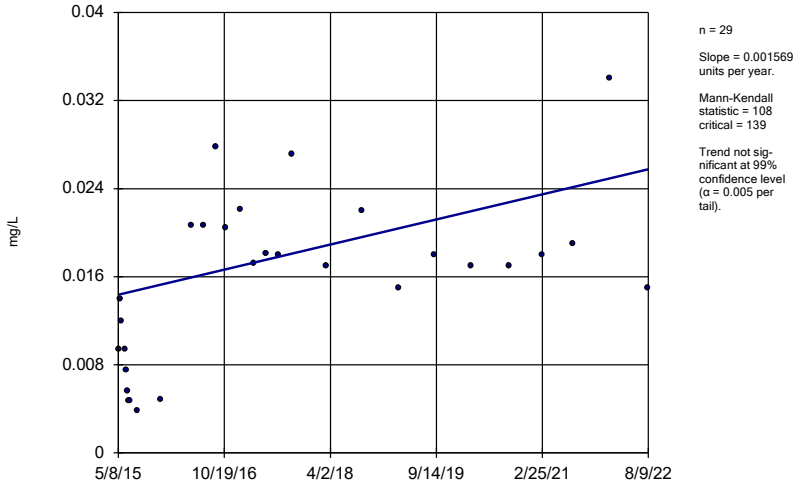

n = 29

Slope = 0.001569 units per year.

Mann-Kendall statistic = 108
critical = 139

Trend not significant at 99% confidence level (α = 0.005 per tail).

Constituent: Barium Analysis Run 5/1/2026 4:55 PM View: Appendix I Trend Tests - PL Exceedances
Plant Bowen Client: Southern Company Data: Bowen LF 3-8

Sanitas™ v.10.1.06e Software licensed to Groundwater Stats Consulting. UG

Sen's Slope Estimator

GWA-52 (bg)

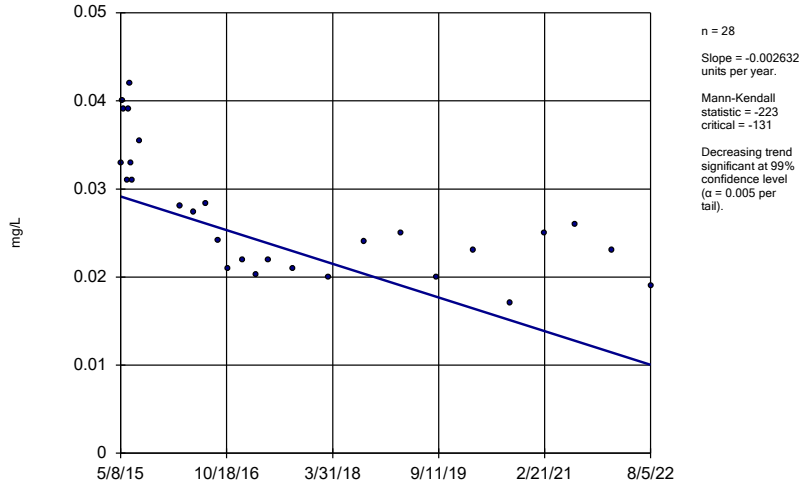

n = 28

Slope = -0.002632 units per year.

Mann-Kendall statistic = -223
critical = -131

Decreasing trend significant at 99% confidence level (α = 0.005 per tail).

Constituent: Barium Analysis Run 5/1/2026 4:55 PM View: Appendix I Trend Tests - PL Exceedances
Plant Bowen Client: Southern Company Data: Bowen LF 3-8

Sanitas™ v.10.1.06e Software licensed to Groundwater Stats Consulting. UG

Sen's Slope Estimator

GWA-53 (bg)

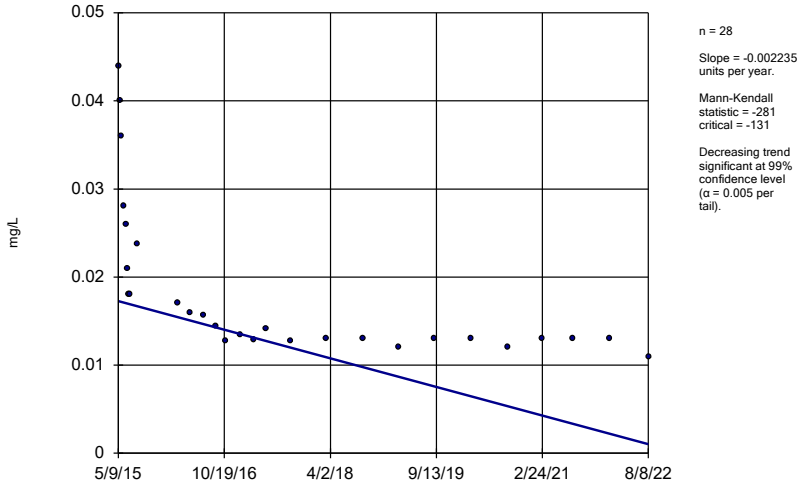

n = 28

Slope = -0.002235 units per year.

Mann-Kendall statistic = -281
critical = -131

Decreasing trend significant at 99% confidence level (α = 0.005 per tail).

Constituent: Barium Analysis Run 5/1/2026 4:55 PM View: Appendix I Trend Tests - PL Exceedances
Plant Bowen Client: Southern Company Data: Bowen LF 3-8

Sanitas™ v.10.1.06e Software licensed to Groundwater Stats Consulting. UG

Sen's Slope Estimator

GWA-53R (bg)

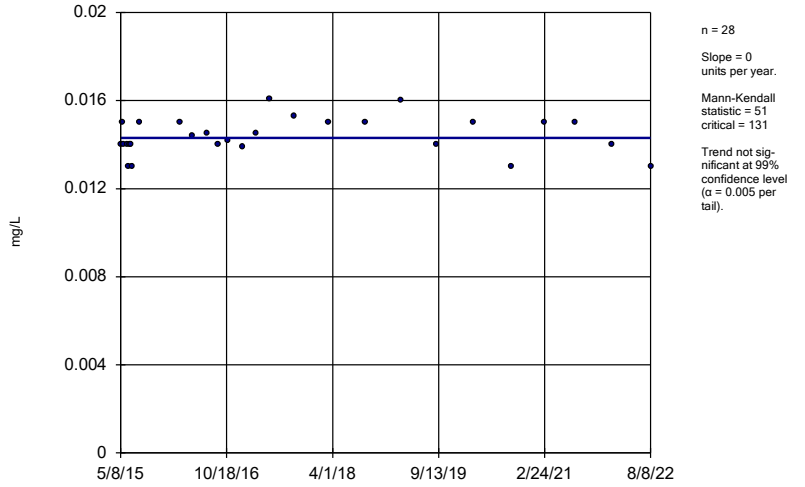

n = 28

Slope = 0 units per year.

Mann-Kendall statistic = 51
critical = 131

Trend not significant at 99% confidence level (α = 0.005 per tail).

Constituent: Barium Analysis Run 5/1/2026 4:55 PM View: Appendix I Trend Tests - PL Exceedances
Plant Bowen Client: Southern Company Data: Bowen LF 3-8

Sanitas™ v.10.1.06e Software licensed to Groundwater Stats Consulting. UG

Sen's Slope Estimator

GWA-54 (bg)

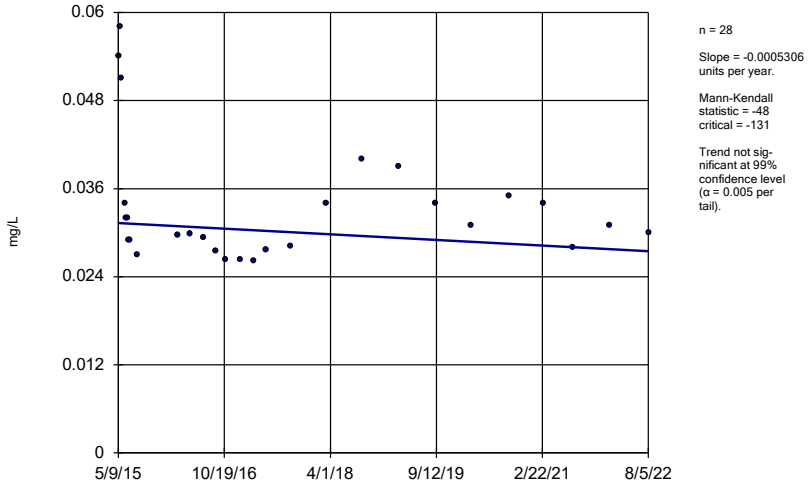

n = 28

Slope = -0.0005306 units per year.

Mann-Kendall statistic = -48
critical = -131

Trend not significant at 99% confidence level (α = 0.005 per tail).

Constituent: Barium Analysis Run 5/1/2026 4:55 PM View: Appendix I Trend Tests - PL Exceedances
Plant Bowen Client: Southern Company Data: Bowen LF 3-8

Sanitas™ v.10.1.06e Software licensed to Groundwater Stats Consulting. UG
Hollow symbols indicate censored values.

Sen's Slope Estimator

GWA-55 (bg)

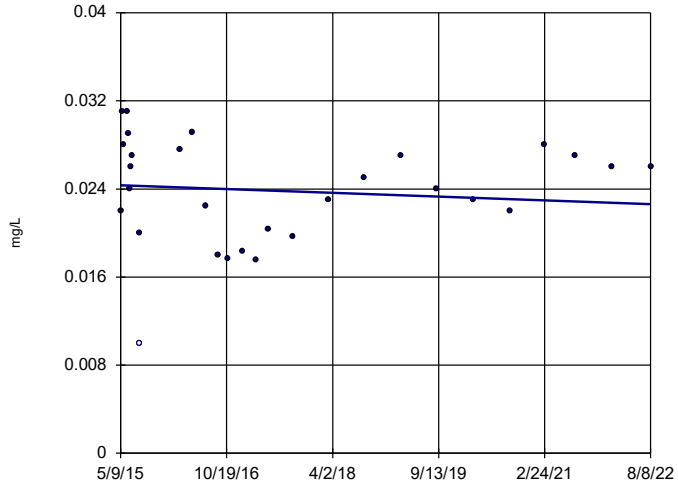

n = 29

Slope = -0.0002384 units per year.

Mann-Kendall statistic = -31
critical = -139

Trend not significant at 99% confidence level (α = 0.005 per tail).

Constituent: Barium Analysis Run 5/1/2026 4:55 PM View: Appendix I Trend Tests - PL Exceedances
Plant Bowen Client: Southern Company Data: Bowen LF 3-8

Sanitas™ v.10.1.06e Software licensed to Groundwater Stats Consulting. UG
Hollow symbols indicate censored values.

Sen's Slope Estimator

GWA-55R (bg)

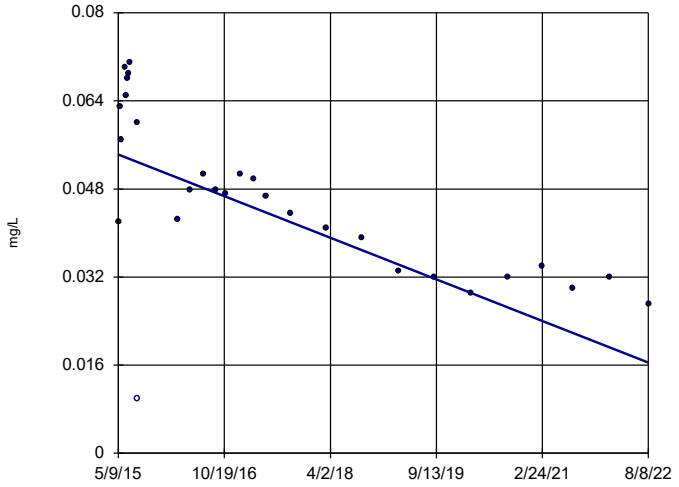

n = 29

Slope = -0.00521 units per year.

Mann-Kendall statistic = -243
critical = -139

Decreasing trend significant at 99% confidence level (α = 0.005 per tail).

Constituent: Barium Analysis Run 5/1/2026 4:55 PM View: Appendix I Trend Tests - PL Exceedances
Plant Bowen Client: Southern Company Data: Bowen LF 3-8

Sanitas™ v.10.1.06e Software licensed to Groundwater Stats Consulting. UG
Hollow symbols indicate censored values.

Sen's Slope Estimator

GWA-56 (bg)

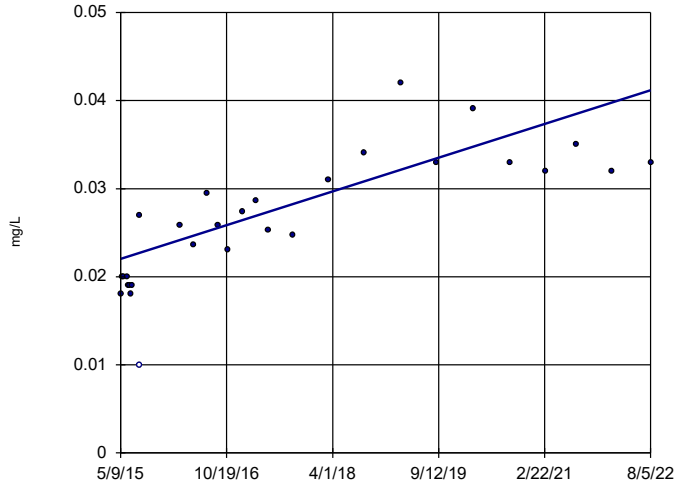

n = 29

Slope = 0.002644 units per year.

Mann-Kendall statistic = 254
critical = 139

Increasing trend significant at 99% confidence level (α = 0.005 per tail).

Constituent: Barium Analysis Run 5/1/2026 4:55 PM View: Appendix I Trend Tests - PL Exceedances
Plant Bowen Client: Southern Company Data: Bowen LF 3-8

Sanitas™ v.10.1.06e Software licensed to Groundwater Stats Consulting. UG

Sen's Slope Estimator

GWC-20R

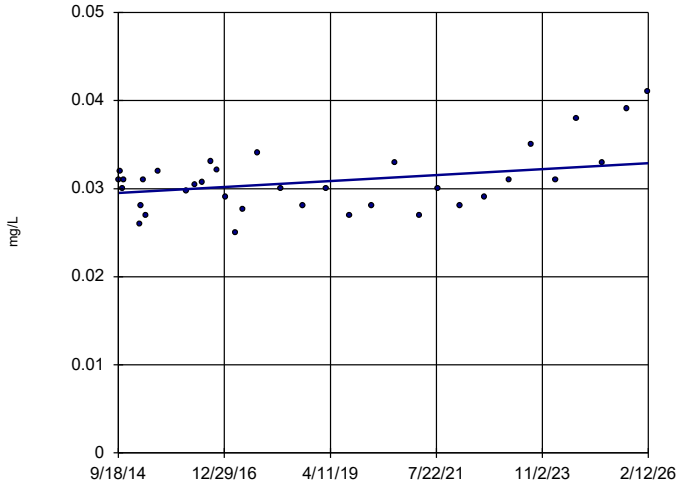

n = 35

Slope = 0.0002955 units per year.

Mann-Kendall statistic = 118
critical = 184

Trend not significant at 99% confidence level (α = 0.005 per tail).

Constituent: Barium Analysis Run 5/1/2026 4:55 PM View: Appendix I Trend Tests - PL Exceedances
Plant Bowen Client: Southern Company Data: Bowen LF 3-8

Sanitas™ v.10.1.06e Software licensed to Groundwater Stats Consulting. UG

Sen's Slope Estimator

GWC-26

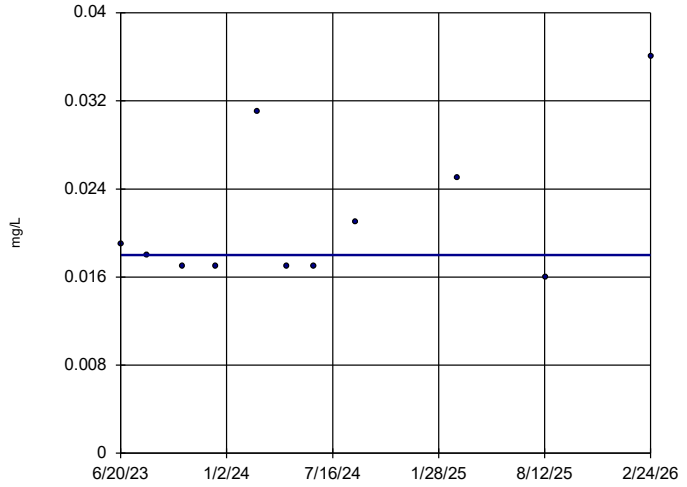

n = 11

Slope = 0 units per year.

Mann-Kendall statistic = 5 critical = 34

Trend not significant at 99% confidence level (α = 0.005 per tail).

Constituent: Barium Analysis Run 5/1/2026 4:55 PM View: Appendix I Trend Tests - PL Exceedances

Plant Bowen Client: Southern Company Data: Bowen LF 3-8

Sanitas™ v.10.1.06e Software licensed to Groundwater Stats Consulting. UG

Sen's Slope Estimator

GWC-27

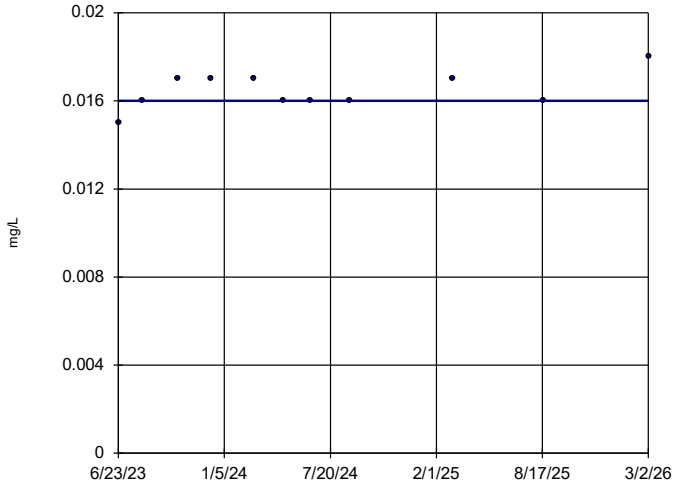

n = 11

Slope = 0 units per year.

Mann-Kendall statistic = 13 critical = 34

Trend not significant at 99% confidence level (α = 0.005 per tail).

Constituent: Barium Analysis Run 5/1/2026 4:55 PM View: Appendix I Trend Tests - PL Exceedances

Plant Bowen Client: Southern Company Data: Bowen LF 3-8

Sanitas™ v.10.1.06e Software licensed to Groundwater Stats Consulting. UG

Sen's Slope Estimator

GWC-28

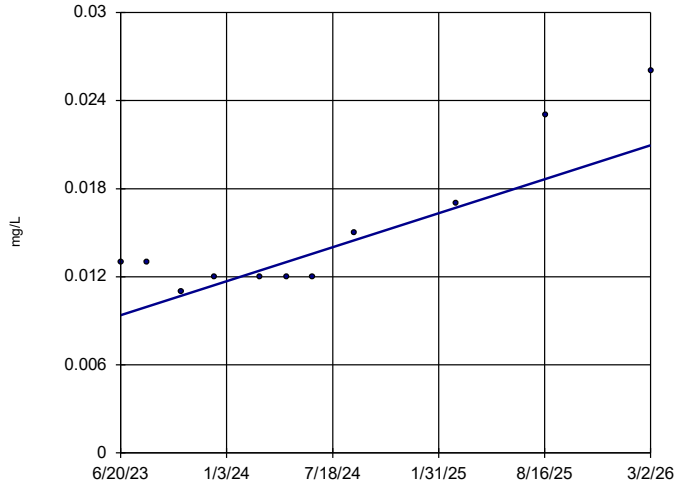

n = 11

Slope = 0.004286 units per year.

Mann-Kendall statistic = 28 critical = 34

Trend not significant at 99% confidence level (α = 0.005 per tail).

Constituent: Barium Analysis Run 5/1/2026 4:55 PM View: Appendix I Trend Tests - PL Exceedances

Plant Bowen Client: Southern Company Data: Bowen LF 3-8

Sanitas™ v.10.1.06e Software licensed to Groundwater Stats Consulting. UG

Hollow symbols indicate censored values.

Sen's Slope Estimator

GWA-1 (bg)

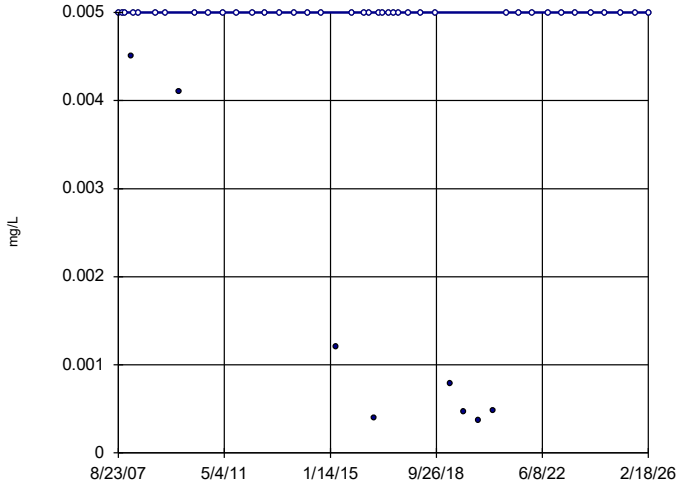

n = 47

Slope = 0 units per year.

Mann-Kendall normal approx. = -0.3234 critical = -2.58

Trend not significant at 99% confidence level (α = 0.005 per tail).

Constituent: Cobalt Analysis Run 5/1/2026 4:55 PM View: Appendix I Trend Tests - PL Exceedances

Plant Bowen Client: Southern Company Data: Bowen LF 3-8

Sanitas™ v.10.1.06e Software licensed to Groundwater Stats Consulting. UG
Hollow symbols indicate censored values.

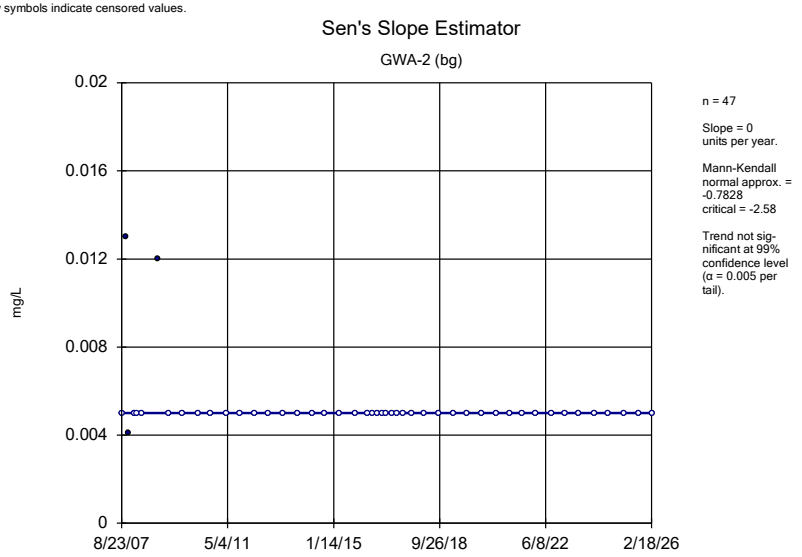

Constituent: Cobalt Analysis Run 5/1/2026 4:55 PM View: Appendix I Trend Tests - PL Exceedances
Plant Bowen Client: Southern Company Data: Bowen LF 3-8

Sanitas™ v.10.1.06e Software licensed to Groundwater Stats Consulting. UG
Hollow symbols indicate censored values.

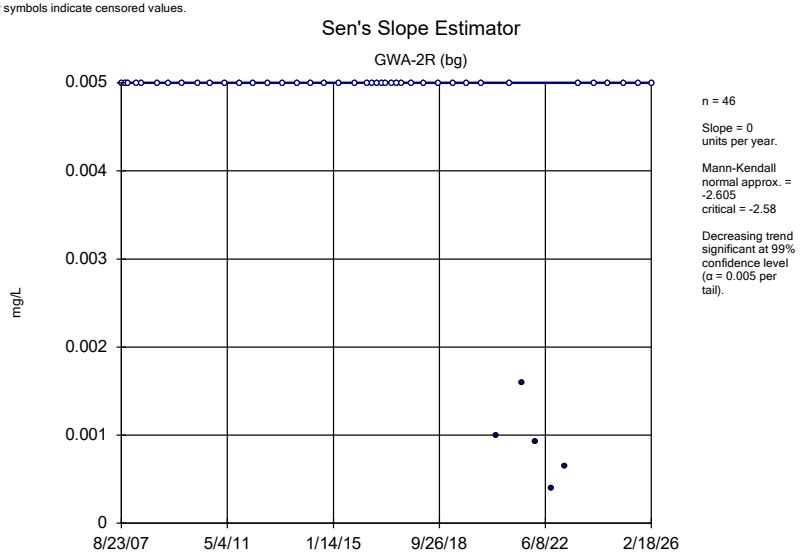

Constituent: Cobalt Analysis Run 5/1/2026 4:55 PM View: Appendix I Trend Tests - PL Exceedances
Plant Bowen Client: Southern Company Data: Bowen LF 3-8

Sanitas™ v.10.1.06e Software licensed to Groundwater Stats Consulting. UG
Hollow symbols indicate censored values.

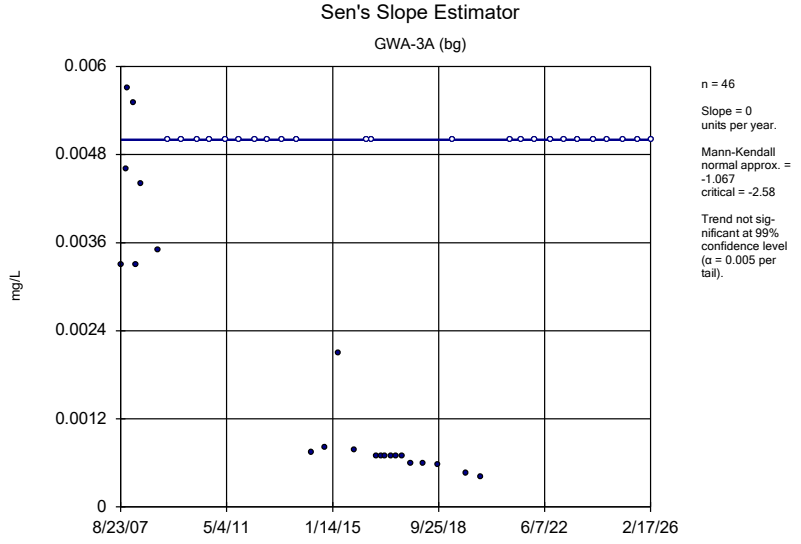

Constituent: Cobalt Analysis Run 5/1/2026 4:55 PM View: Appendix I Trend Tests - PL Exceedances
Plant Bowen Client: Southern Company Data: Bowen LF 3-8

Sanitas™ v.10.1.06e Software licensed to Groundwater Stats Consulting. UG
Hollow symbols indicate censored values.

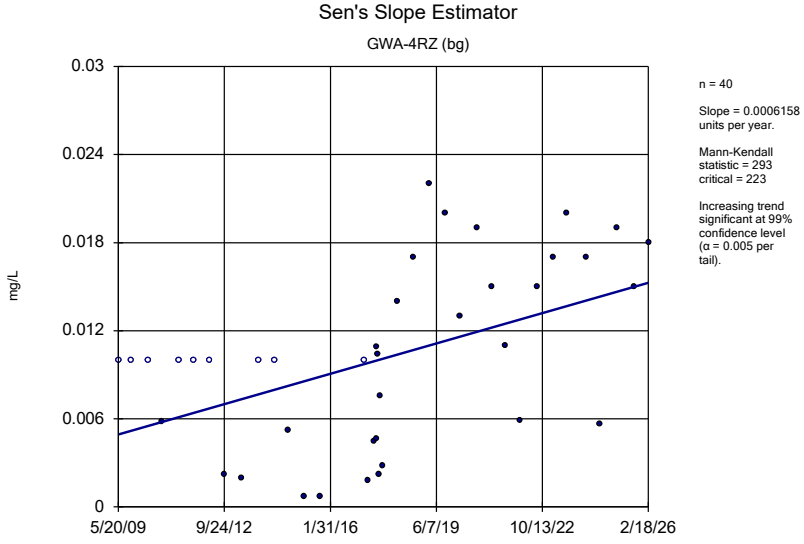

Constituent: Cobalt Analysis Run 5/1/2026 4:55 PM View: Appendix I Trend Tests - PL Exceedances
Plant Bowen Client: Southern Company Data: Bowen LF 3-8

Sanitas™ v.10.1.06e Software licensed to Groundwater Stats Consulting. UG
Hollow symbols indicate censored values.

Sen's Slope Estimator

GWA-39RZ (bg)

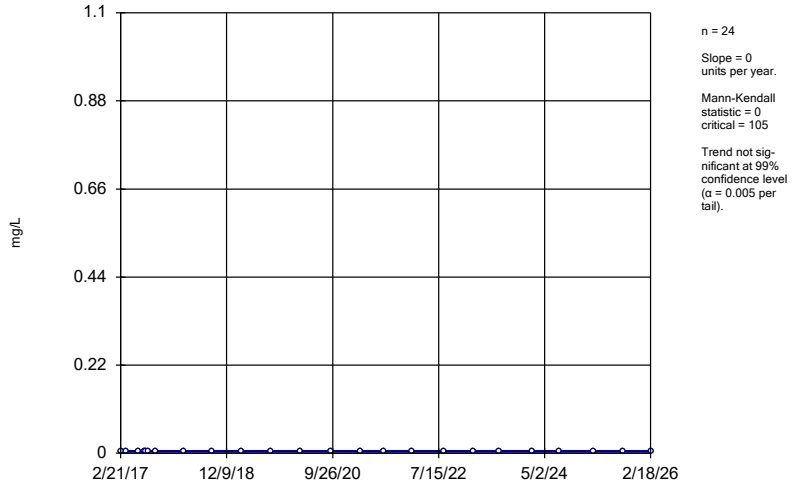

n = 24

Slope = 0 units per year.

Mann-Kendall statistic = 0
critical = 105

Trend not significant at 99% confidence level (α = 0.005 per tail).

Constituent: Cobalt Analysis Run 5/1/2026 4:55 PM View: Appendix I Trend Tests - PL Exceedances
Plant Bowen Client: Southern Company Data: Bowen LF 3-8

Sanitas™ v.10.1.06e Software licensed to Groundwater Stats Consulting. UG
Hollow symbols indicate censored values.

Sen's Slope Estimator

GWA-39Z (bg)

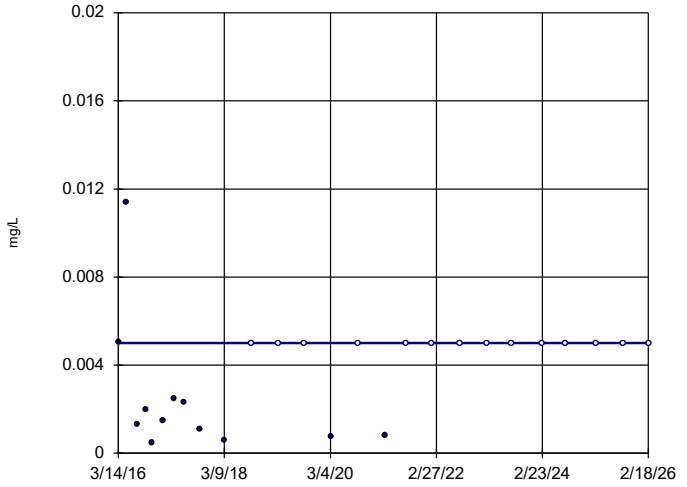

n = 26

Slope = 0 units per year.

Mann-Kendall statistic = 70
critical = 118

Trend not significant at 99% confidence level (α = 0.005 per tail).

Constituent: Cobalt Analysis Run 5/1/2026 4:55 PM View: Appendix I Trend Tests - PL Exceedances
Plant Bowen Client: Southern Company Data: Bowen LF 3-8

Sanitas™ v.10.1.06e Software licensed to Groundwater Stats Consulting. UG
Hollow symbols indicate censored values.

Sen's Slope Estimator

GWA-40 (bg)

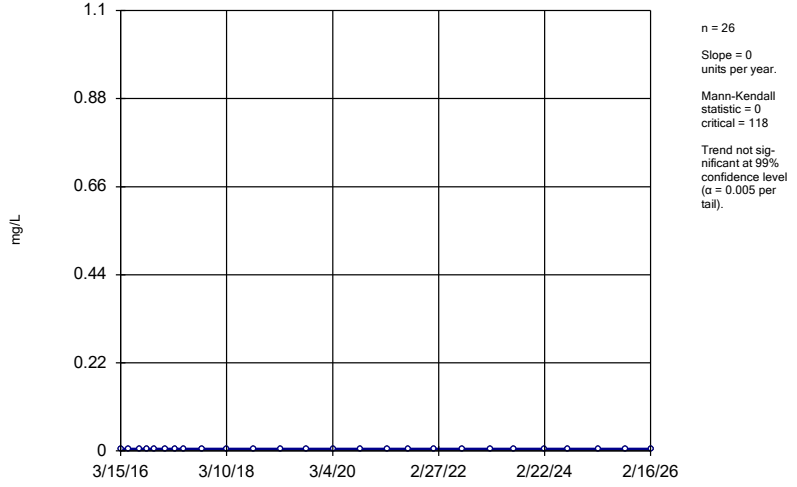

n = 26

Slope = 0 units per year.

Mann-Kendall statistic = 0
critical = 118

Trend not significant at 99% confidence level (α = 0.005 per tail).

Constituent: Cobalt Analysis Run 5/1/2026 4:55 PM View: Appendix I Trend Tests - PL Exceedances
Plant Bowen Client: Southern Company Data: Bowen LF 3-8

Sanitas™ v.10.1.06e Software licensed to Groundwater Stats Consulting. UG
Hollow symbols indicate censored values.

Sen's Slope Estimator

GWA-41 (bg)

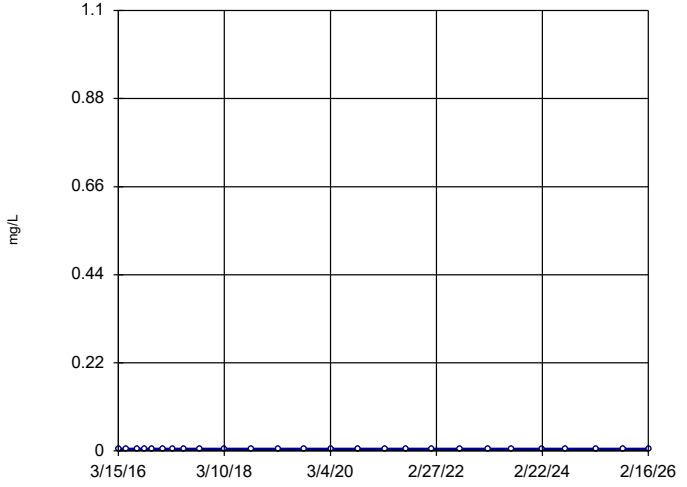

n = 26

Slope = 0 units per year.

Mann-Kendall statistic = 0
critical = 118

Trend not significant at 99% confidence level (α = 0.005 per tail).

Constituent: Cobalt Analysis Run 5/1/2026 4:55 PM View: Appendix I Trend Tests - PL Exceedances
Plant Bowen Client: Southern Company Data: Bowen LF 3-8

Sanitas™ v.10.1.06e Software licensed to Groundwater Stats Consulting. UG
Hollow symbols indicate censored values.

Sen's Slope Estimator

GWA-41R (bg)

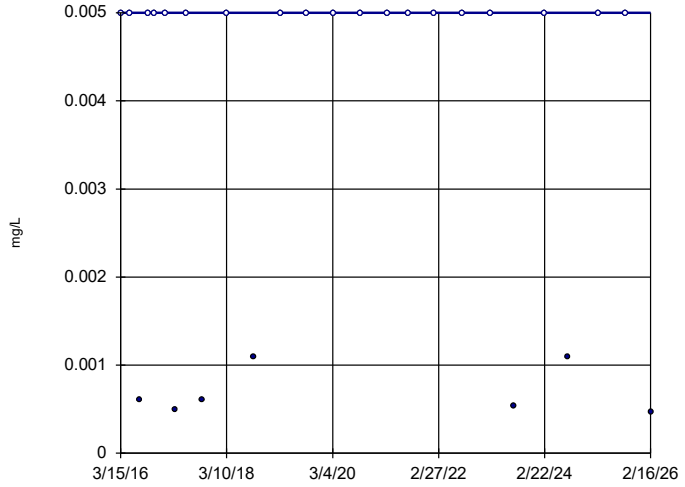

n = 26

Slope = 0
units per year.

Mann-Kendall
statistic = -12
critical = -118

Trend not sig-
nificant at 99%
confidence level
(α = 0.005 per
tail).

Constituent: Cobalt Analysis Run 5/1/2026 4:55 PM View: Appendix I Trend Tests - PL Exceedances
Plant Bowen Client: Southern Company Data: Bowen LF 3-8

Sanitas™ v.10.1.06e Software licensed to Groundwater Stats Consulting. UG
Hollow symbols indicate censored values.

Sen's Slope Estimator

GWA-42 (bg)

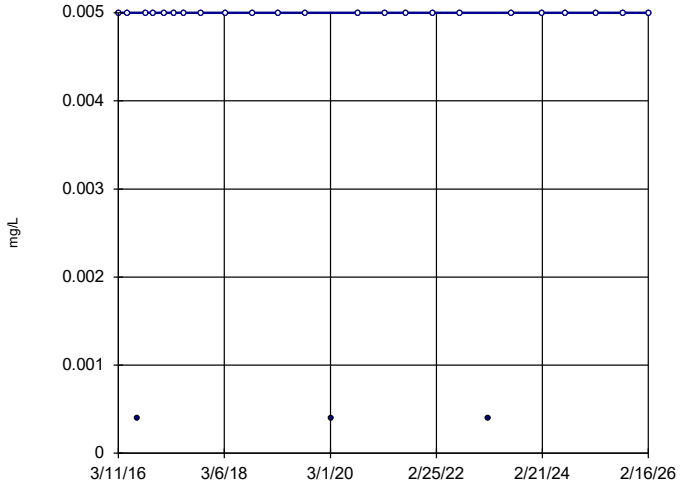

n = 26

Slope = 0
units per year.

Mann-Kendall
statistic = 5
critical = 118

Trend not sig-
nificant at 99%
confidence level
(α = 0.005 per
tail).

Constituent: Cobalt Analysis Run 5/1/2026 4:55 PM View: Appendix I Trend Tests - PL Exceedances
Plant Bowen Client: Southern Company Data: Bowen LF 3-8

Sanitas™ v.10.1.06e Software licensed to Groundwater Stats Consulting. UG
Hollow symbols indicate censored values.

Sen's Slope Estimator

GWA-43 (bg)

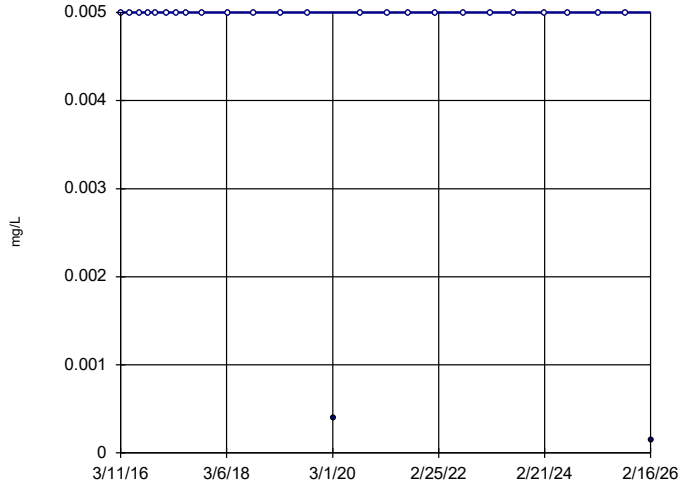

n = 26

Slope = 0
units per year.

Mann-Kendall
statistic = -27
critical = -118

Trend not sig-
nificant at 99%
confidence level
(α = 0.005 per
tail).

Constituent: Cobalt Analysis Run 5/1/2026 4:56 PM View: Appendix I Trend Tests - PL Exceedances
Plant Bowen Client: Southern Company Data: Bowen LF 3-8

Sanitas™ v.10.1.06e Software licensed to Groundwater Stats Consulting. UG
Hollow symbols indicate censored values.

Sen's Slope Estimator

GWA-43R (bg)

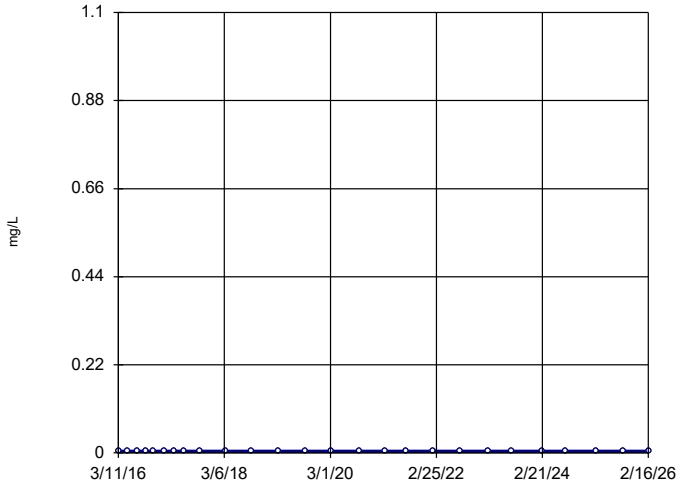

n = 26

Slope = 0
units per year.

Mann-Kendall
statistic = 0
critical = 118

Trend not sig-
nificant at 99%
confidence level
(α = 0.005 per
tail).

Constituent: Cobalt Analysis Run 5/1/2026 4:56 PM View: Appendix I Trend Tests - PL Exceedances
Plant Bowen Client: Southern Company Data: Bowen LF 3-8

Sanitas™ v.10.1.06e Software licensed to Groundwater Stats Consulting. UG
Hollow symbols indicate censored values.

Sen's Slope Estimator

GWA-50 (bg)

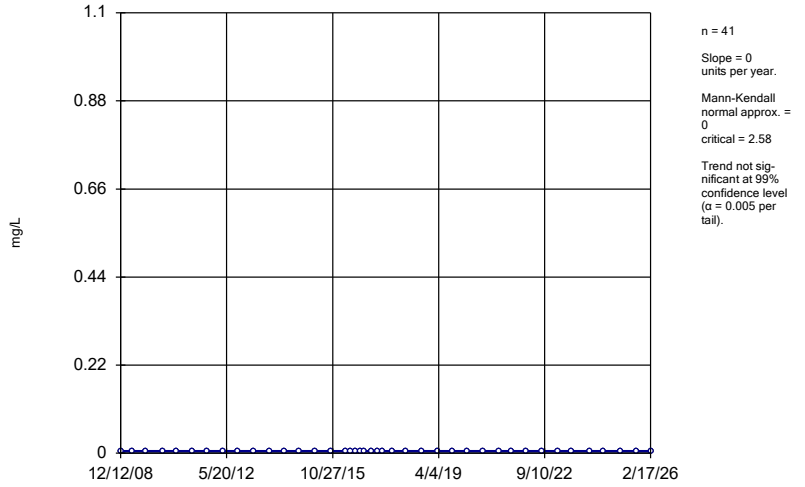

n = 41

Slope = 0
units per year.

Mann-Kendall
normal approx. =
0
critical = 2.58

Trend not sig-
nificant at 99%
confidence level
(α = 0.005 per
tail).

Constituent: Cobalt Analysis Run 5/1/2026 4:56 PM View: Appendix I Trend Tests - PL Exceedances
Plant Bowen Client: Southern Company Data: Bowen LF 3-8

Sanitas™ v.10.1.06e Software licensed to Groundwater Stats Consulting. UG
Hollow symbols indicate censored values.

Sen's Slope Estimator

GWA-50R (bg)

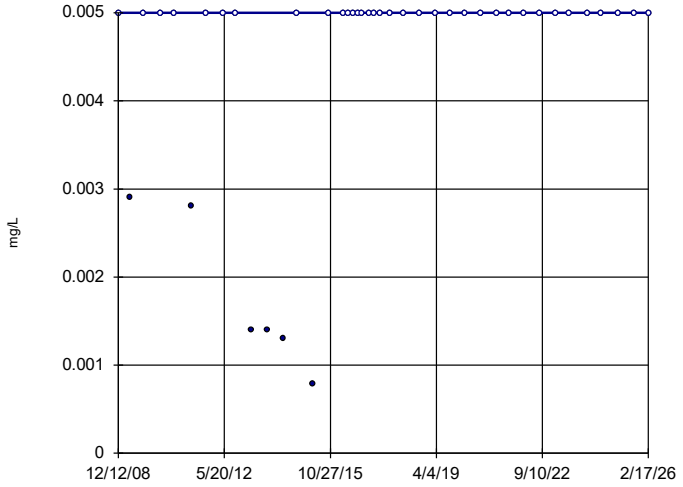

n = 41

Slope = 0
units per year.

Mann-Kendall
normal approx. =
2.332
critical = 2.58

Trend not sig-
nificant at 99%
confidence level
(α = 0.005 per
tail).

Constituent: Cobalt Analysis Run 5/1/2026 4:56 PM View: Appendix I Trend Tests - PL Exceedances
Plant Bowen Client: Southern Company Data: Bowen LF 3-8

Sanitas™ v.10.1.06e Software licensed to Groundwater Stats Consulting. UG
Hollow symbols indicate censored values.

Sen's Slope Estimator

GWA-51RZ (bg)

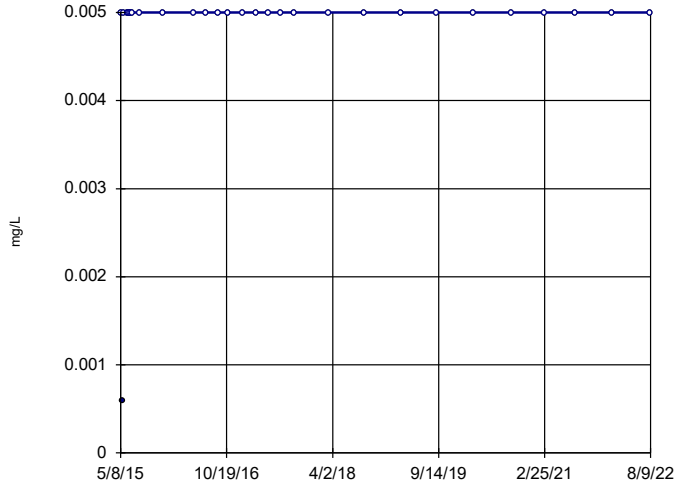

n = 29

Slope = 0
units per year.

Mann-Kendall
statistic = 26
critical = 139

Trend not sig-
nificant at 99%
confidence level
(α = 0.005 per
tail).

Constituent: Cobalt Analysis Run 5/1/2026 4:56 PM View: Appendix I Trend Tests - PL Exceedances
Plant Bowen Client: Southern Company Data: Bowen LF 3-8

Sanitas™ v.10.1.06e Software licensed to Groundwater Stats Consulting. UG
Hollow symbols indicate censored values.

Sen's Slope Estimator

GWA-52 (bg)

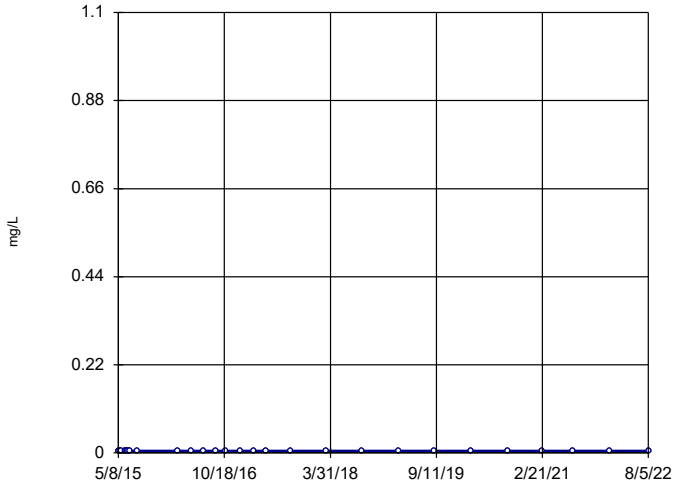

n = 28

Slope = 0
units per year.

Mann-Kendall
statistic = 0
critical = 131

Trend not sig-
nificant at 99%
confidence level
(α = 0.005 per
tail).

Constituent: Cobalt Analysis Run 5/1/2026 4:56 PM View: Appendix I Trend Tests - PL Exceedances
Plant Bowen Client: Southern Company Data: Bowen LF 3-8

Sanitas™ v.10.1.06e Software licensed to Groundwater Stats Consulting. UG
Hollow symbols indicate censored values.

Sen's Slope Estimator

GWA-53 (bg)

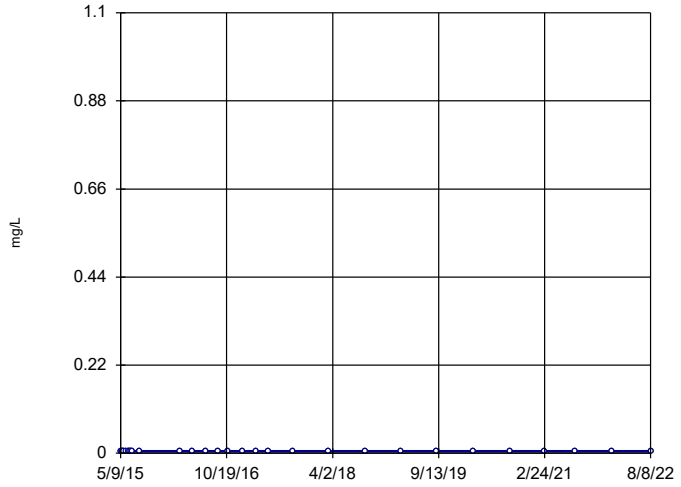

n = 28

Slope = 0 units per year.

Mann-Kendall statistic = 0
critical = 131

Trend not significant at 99% confidence level (α = 0.005 per tail).

Constituent: Cobalt Analysis Run 5/1/2026 4:56 PM View: Appendix I Trend Tests - PL Exceedances
Plant Bowen Client: Southern Company Data: Bowen LF 3-8

Sanitas™ v.10.1.06e Software licensed to Groundwater Stats Consulting. UG
Hollow symbols indicate censored values.

Sen's Slope Estimator

GWA-53R (bg)

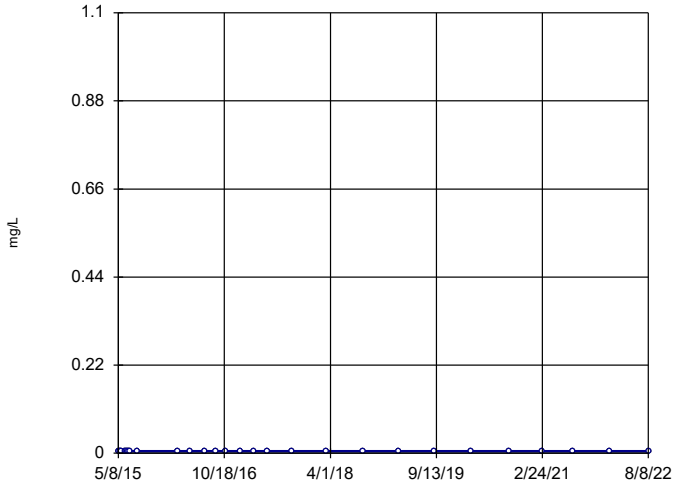

n = 28

Slope = 0 units per year.

Mann-Kendall statistic = 0
critical = 131

Trend not significant at 99% confidence level (α = 0.005 per tail).

Constituent: Cobalt Analysis Run 5/1/2026 4:56 PM View: Appendix I Trend Tests - PL Exceedances
Plant Bowen Client: Southern Company Data: Bowen LF 3-8

Sanitas™ v.10.1.06e Software licensed to Groundwater Stats Consulting. UG
Hollow symbols indicate censored values.

Sen's Slope Estimator

GWA-54 (bg)

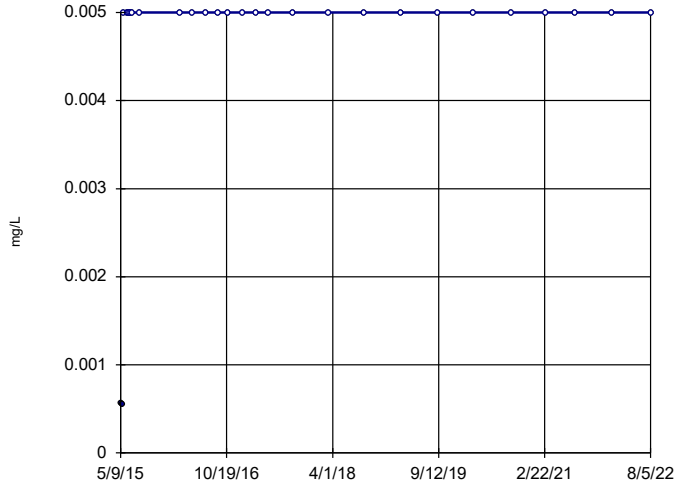

n = 28

Slope = 0 units per year.

Mann-Kendall statistic = 51
critical = 131

Trend not significant at 99% confidence level (α = 0.005 per tail).

Constituent: Cobalt Analysis Run 5/1/2026 4:56 PM View: Appendix I Trend Tests - PL Exceedances
Plant Bowen Client: Southern Company Data: Bowen LF 3-8

Sanitas™ v.10.1.06e Software licensed to Groundwater Stats Consulting. UG
Hollow symbols indicate censored values.

Sen's Slope Estimator

GWA-55 (bg)

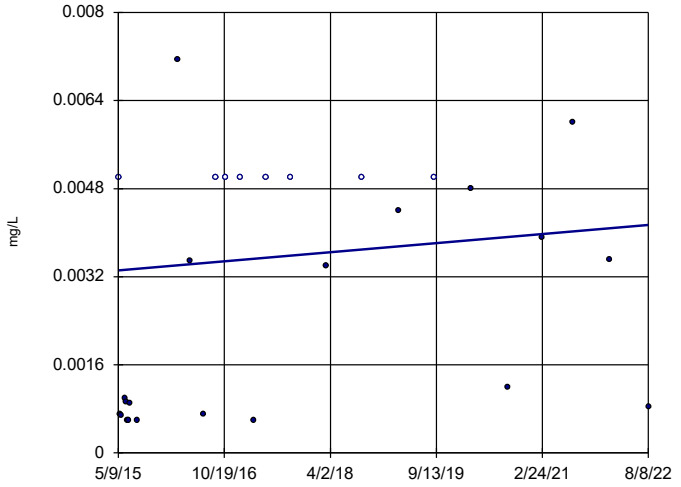

n = 28

Slope = 0.0001135 units per year.

Mann-Kendall statistic = 76
critical = 131

Trend not significant at 99% confidence level (α = 0.005 per tail).

Constituent: Cobalt Analysis Run 5/1/2026 4:56 PM View: Appendix I Trend Tests - PL Exceedances
Plant Bowen Client: Southern Company Data: Bowen LF 3-8

Sanitas™ v.10.1.06e Software licensed to Groundwater Stats Consulting. UG

Hollow symbols indicate censored values.

Sen's Slope Estimator

GWA-55R (bg)

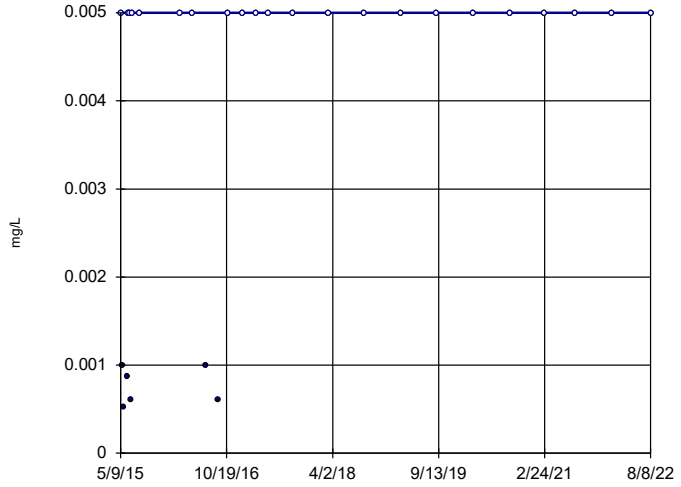

n = 28

Slope = 0 units per year.

Mann-Kendall statistic = 91
critical = 131

Trend not significant at 99% confidence level (α = 0.005 per tail).

Constituent: Cobalt Analysis Run 5/1/2026 4:56 PM View: Appendix I Trend Tests - PL Exceedances

Plant Bowen Client: Southern Company Data: Bowen LF 3-8

Sanitas™ v.10.1.06e Software licensed to Groundwater Stats Consulting. UG

Hollow symbols indicate censored values.

Sen's Slope Estimator

GWA-56 (bg)

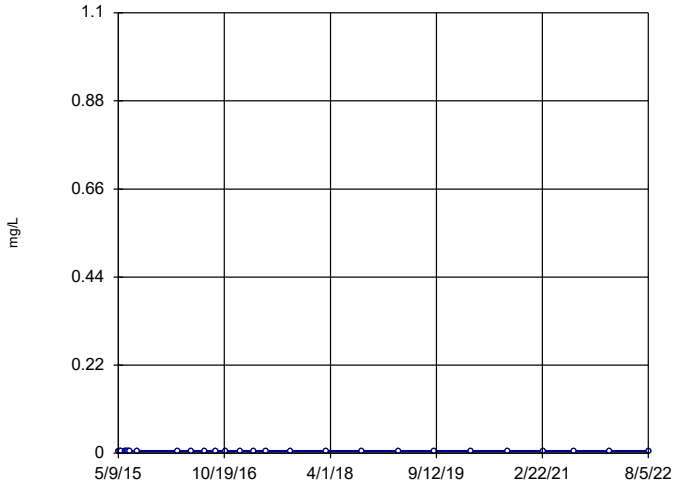

n = 28

Slope = 0 units per year.

Mann-Kendall statistic = 0
critical = 131

Trend not significant at 99% confidence level (α = 0.005 per tail).

Constituent: Cobalt Analysis Run 5/1/2026 4:56 PM View: Appendix I Trend Tests - PL Exceedances

Plant Bowen Client: Southern Company Data: Bowen LF 3-8

Sanitas™ v.10.1.06e Software licensed to Groundwater Stats Consulting. UG

Sen's Slope Estimator

GWC-34

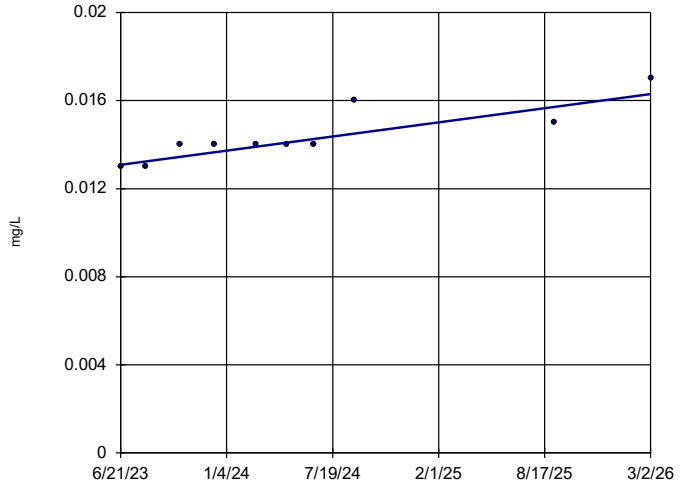

n = 10

Slope = 0.001185 units per year.

Mann-Kendall statistic = 32
critical = 30

Increasing trend significant at 99% confidence level (α = 0.005 per tail).

Constituent: Cobalt Analysis Run 5/1/2026 4:56 PM View: Appendix I Trend Tests - PL Exceedances

Plant Bowen Client: Southern Company Data: Bowen LF 3-8

Sanitas™ v.10.1.06e Software licensed to Groundwater Stats Consulting. UG

Sen's Slope Estimator

GWC-34R

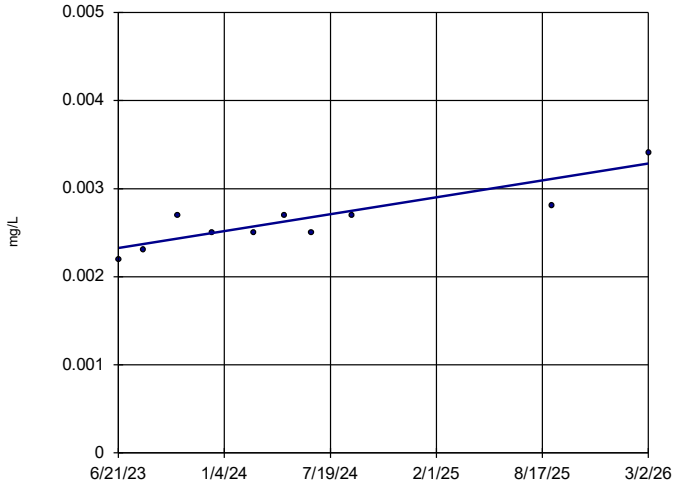

n = 10

Slope = 0.0003544 units per year.

Mann-Kendall statistic = 31
critical = 30

Increasing trend significant at 99% confidence level (α = 0.005 per tail).

Constituent: Cobalt Analysis Run 5/1/2026 4:56 PM View: Appendix I Trend Tests - PL Exceedances

Plant Bowen Client: Southern Company Data: Bowen LF 3-8

Sanitas™ v.10.1.06e Software licensed to Groundwater Stats Consulting. UG
Hollow symbols indicate censored values.

Sen's Slope Estimator

GWA-1 (bg)

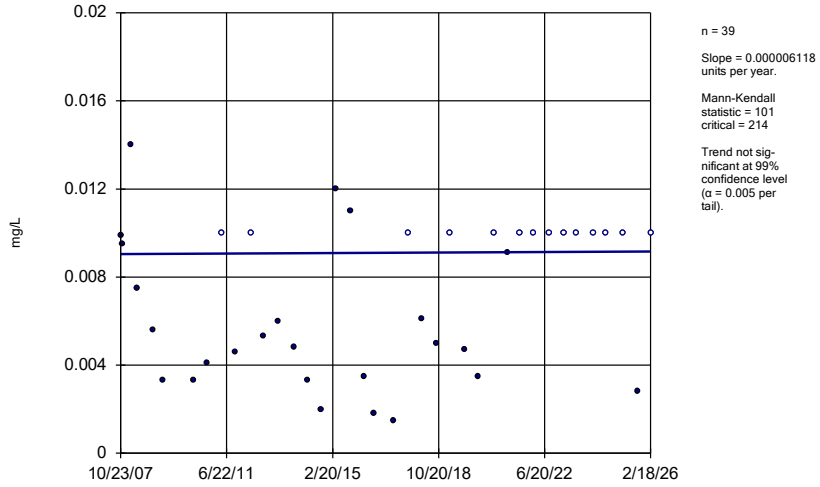

n = 39

Slope = 0.000006118 units per year.

Mann-Kendall statistic = 101
critical = 214

Trend not significant at 99% confidence level (α = 0.005 per tail).

Constituent: Zinc Analysis Run 5/1/2026 4:56 PM View: Appendix I Trend Tests - PL Exceedances
Plant Bowen Client: Southern Company Data: Bowen LF 3-8

Sanitas™ v.10.1.06e Software licensed to Groundwater Stats Consulting. UG
Hollow symbols indicate censored values.

Sen's Slope Estimator

GWA-2 (bg)

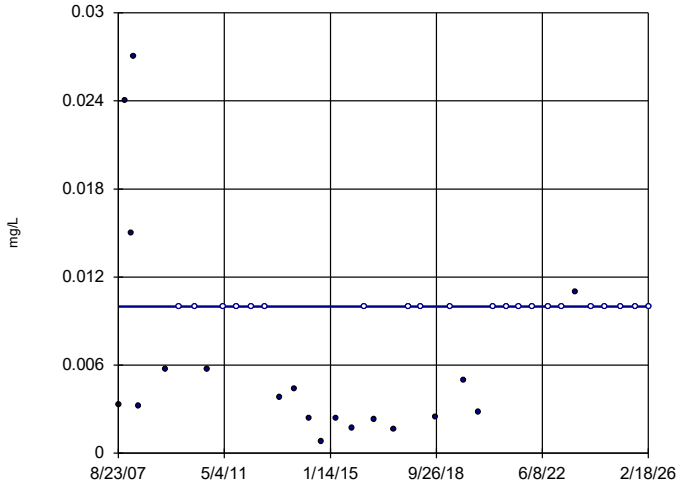

n = 40

Slope = 0 units per year.

Mann-Kendall statistic = 48
critical = 223

Trend not significant at 99% confidence level (α = 0.005 per tail).

Constituent: Zinc Analysis Run 5/1/2026 4:56 PM View: Appendix I Trend Tests - PL Exceedances
Plant Bowen Client: Southern Company Data: Bowen LF 3-8

Sanitas™ v.10.1.06e Software licensed to Groundwater Stats Consulting. UG
Hollow symbols indicate censored values.

Sen's Slope Estimator

GWA-2R (bg)

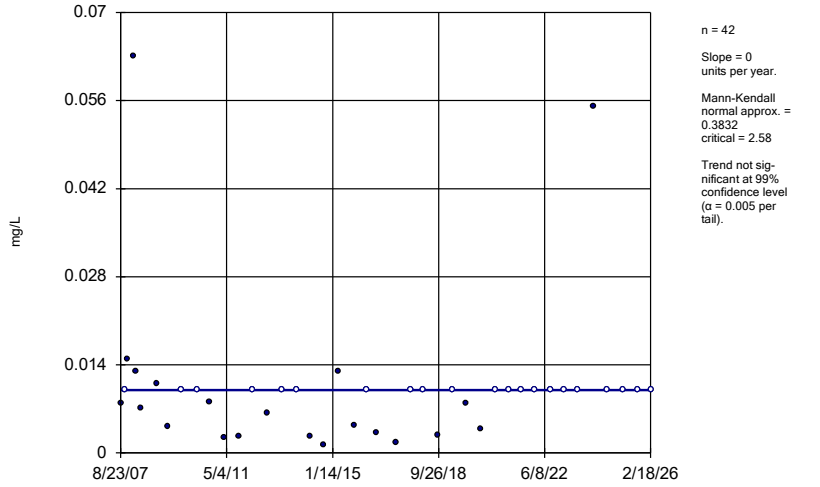

n = 42

Slope = 0 units per year.

Mann-Kendall normal approx. = 0.3832
critical = 2.58

Trend not significant at 99% confidence level (α = 0.005 per tail).

Constituent: Zinc Analysis Run 5/1/2026 4:56 PM View: Appendix I Trend Tests - PL Exceedances
Plant Bowen Client: Southern Company Data: Bowen LF 3-8

Sanitas™ v.10.1.06e Software licensed to Groundwater Stats Consulting. UG
Hollow symbols indicate censored values.

Sen's Slope Estimator

GWA-3A (bg)

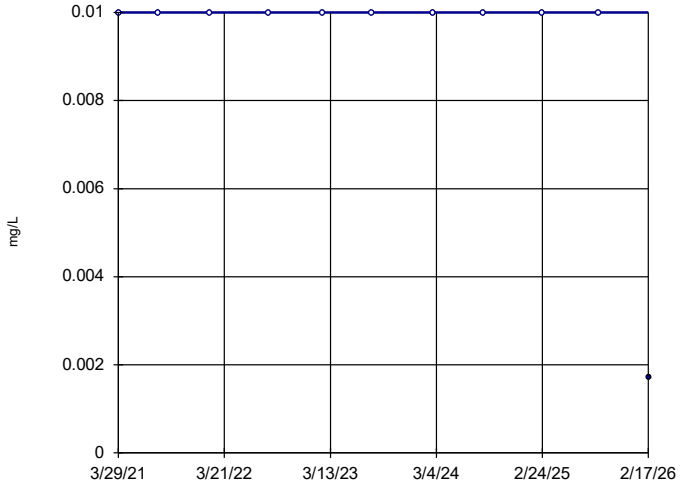

n = 11

Slope = 0 units per year.

Mann-Kendall statistic = -10
critical = -34

Trend not significant at 99% confidence level (α = 0.005 per tail).

Constituent: Zinc Analysis Run 5/1/2026 4:56 PM View: Appendix I Trend Tests - PL Exceedances
Plant Bowen Client: Southern Company Data: Bowen LF 3-8

Sanitas™ v.10.1.06e Software licensed to Groundwater Stats Consulting. UG
Hollow symbols indicate censored values.

Sen's Slope Estimator

GWA-4RZ (bg)

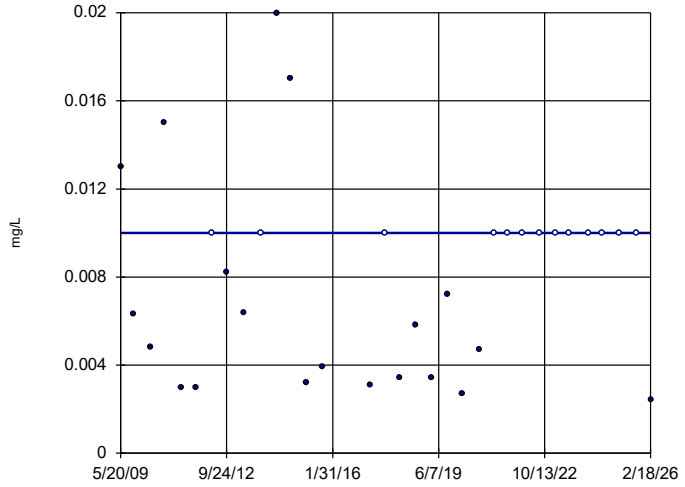

n = 33

Slope = 0
units per year.

Mann-Kendall
statistic = 34
critical = 167

Trend not sig-
nificant at 99%
confidence level
(α = 0.005 per
tail).

Constituent: Zinc Analysis Run 5/1/2026 4:56 PM View: Appendix I Trend Tests - PL Exceedances
Plant Bowen Client: Southern Company Data: Bowen LF 3-8

Sanitas™ v.10.1.06e Software licensed to Groundwater Stats Consulting. UG
Hollow symbols indicate censored values.

Sen's Slope Estimator

GWA-39RZ (bg)

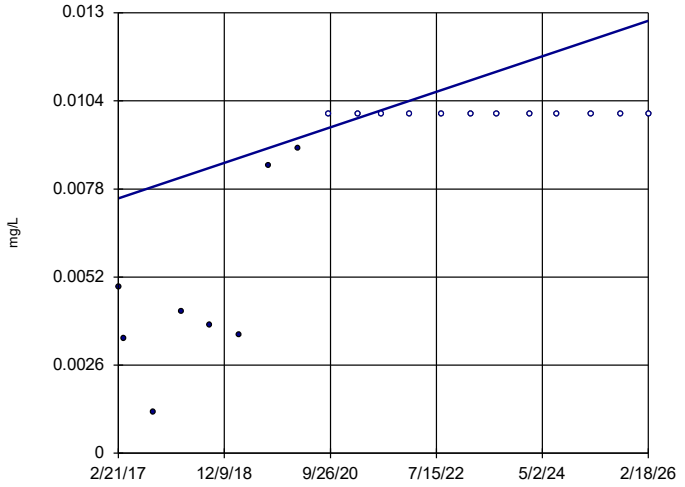

n = 20

Slope = 0.0005827
units per year.

Mann-Kendall
statistic = 106
critical = 81

Increasing trend
significant at 99%
confidence level
(α = 0.005 per
tail).

Constituent: Zinc Analysis Run 5/1/2026 4:56 PM View: Appendix I Trend Tests - PL Exceedances
Plant Bowen Client: Southern Company Data: Bowen LF 3-8

Sanitas™ v.10.1.06e Software licensed to Groundwater Stats Consulting. UG
Hollow symbols indicate censored values.

Sen's Slope Estimator

GWA-39Z (bg)

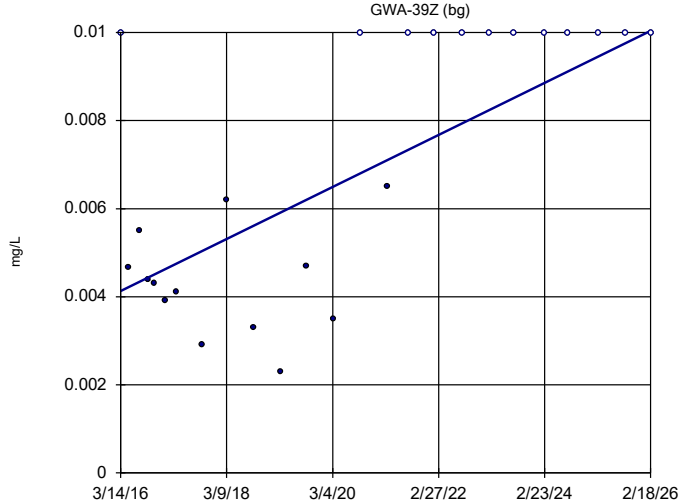

n = 25

Slope = 0.0005942
units per year.

Mann-Kendall
statistic = 116
critical = 111

Increasing trend
significant at 99%
confidence level
(α = 0.005 per
tail).

Constituent: Zinc Analysis Run 5/1/2026 4:56 PM View: Appendix I Trend Tests - PL Exceedances
Plant Bowen Client: Southern Company Data: Bowen LF 3-8

Sanitas™ v.10.1.06e Software licensed to Groundwater Stats Consulting. UG
Hollow symbols indicate censored values.

Sen's Slope Estimator

GWA-40 (bg)

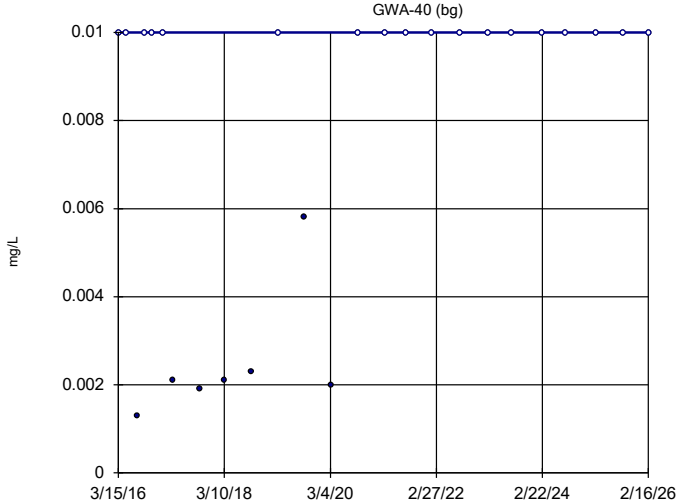

n = 25

Slope = 0
units per year.

Mann-Kendall
statistic = 68
critical = 111

Trend not sig-
nificant at 99%
confidence level
(α = 0.005 per
tail).

Constituent: Zinc Analysis Run 5/1/2026 4:56 PM View: Appendix I Trend Tests - PL Exceedances
Plant Bowen Client: Southern Company Data: Bowen LF 3-8

Sanitas™ v.10.1.06e Software licensed to Groundwater Stats Consulting. UG
Hollow symbols indicate censored values.

Sen's Slope Estimator

GWA-41 (bg)

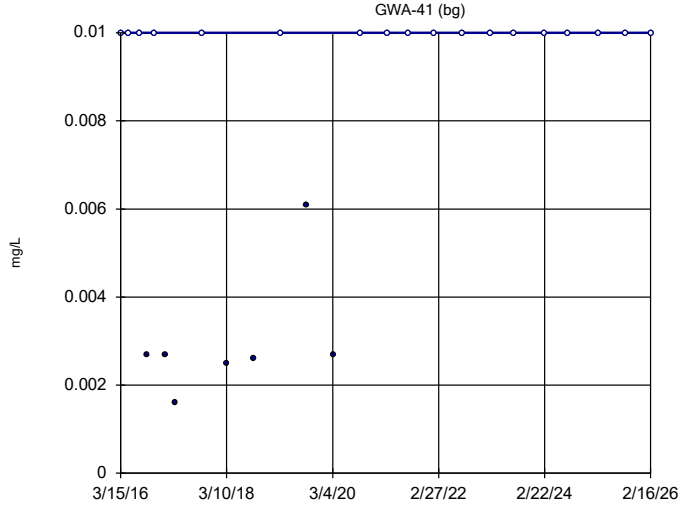

n = 25

Slope = 0
units per year.

Mann-Kendall
statistic = 64
critical = 111

Trend not sig-
nificant at 99%
confidence level
(α = 0.005 per
tail).

Constituent: Zinc Analysis Run 5/1/2026 4:56 PM View: Appendix I Trend Tests - PL Exceedances
Plant Bowen Client: Southern Company Data: Bowen LF 3-8

Sanitas™ v.10.1.06e Software licensed to Groundwater Stats Consulting. UG
Hollow symbols indicate censored values.

Sen's Slope Estimator

GWA-41R (bg)

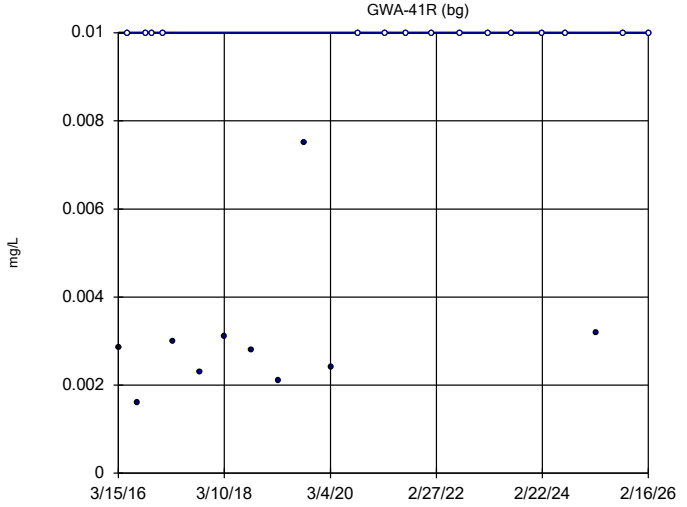

n = 25

Slope = 0
units per year.

Mann-Kendall
statistic = 77
critical = 111

Trend not sig-
nificant at 99%
confidence level
(α = 0.005 per
tail).

Constituent: Zinc Analysis Run 5/1/2026 4:56 PM View: Appendix I Trend Tests - PL Exceedances
Plant Bowen Client: Southern Company Data: Bowen LF 3-8

Sanitas™ v.10.1.06e Software licensed to Groundwater Stats Consulting. UG
Hollow symbols indicate censored values.

Sen's Slope Estimator

GWA-42 (bg)

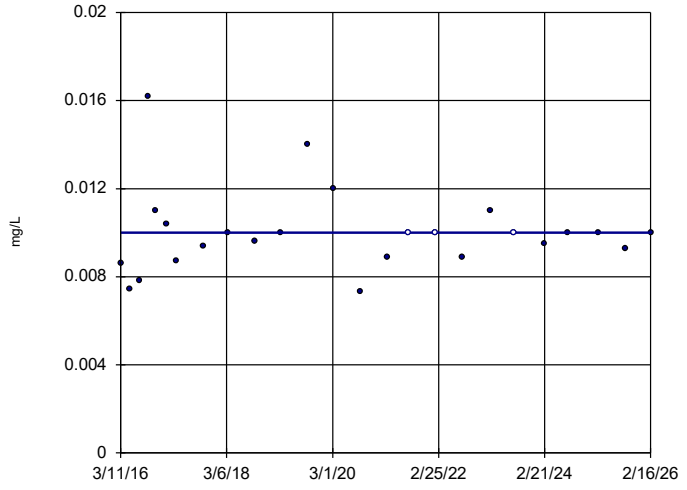

n = 25

Slope = 1.2e-10
units per year.

Mann-Kendall
statistic = 26
critical = 111

Trend not sig-
nificant at 99%
confidence level
(α = 0.005 per
tail).

Constituent: Zinc Analysis Run 5/1/2026 4:56 PM View: Appendix I Trend Tests - PL Exceedances
Plant Bowen Client: Southern Company Data: Bowen LF 3-8

Sanitas™ v.10.1.06e Software licensed to Groundwater Stats Consulting. UG
Hollow symbols indicate censored values.

Sen's Slope Estimator

GWA-43 (bg)

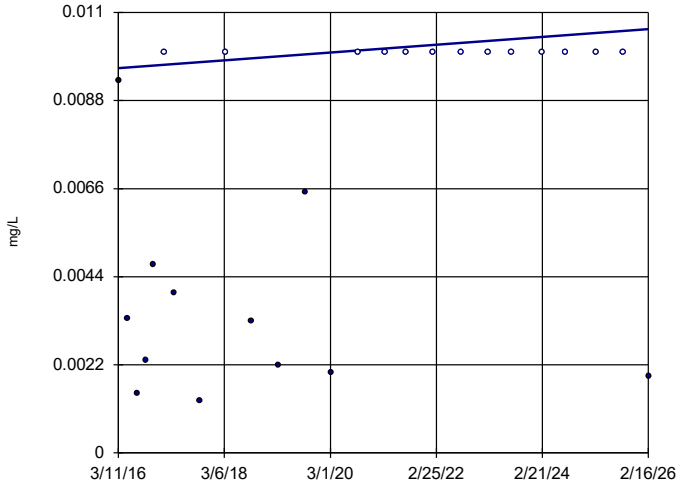

n = 25

Slope = 0.00009793
units per year.

Mann-Kendall
statistic = 92
critical = 111

Trend not sig-
nificant at 99%
confidence level
(α = 0.005 per
tail).

Constituent: Zinc Analysis Run 5/1/2026 4:56 PM View: Appendix I Trend Tests - PL Exceedances
Plant Bowen Client: Southern Company Data: Bowen LF 3-8

Sanitas™ v.10.1.06e Software licensed to Groundwater Stats Consulting. UG
Hollow symbols indicate censored values.

Sen's Slope Estimator

GWA-43R (bg)

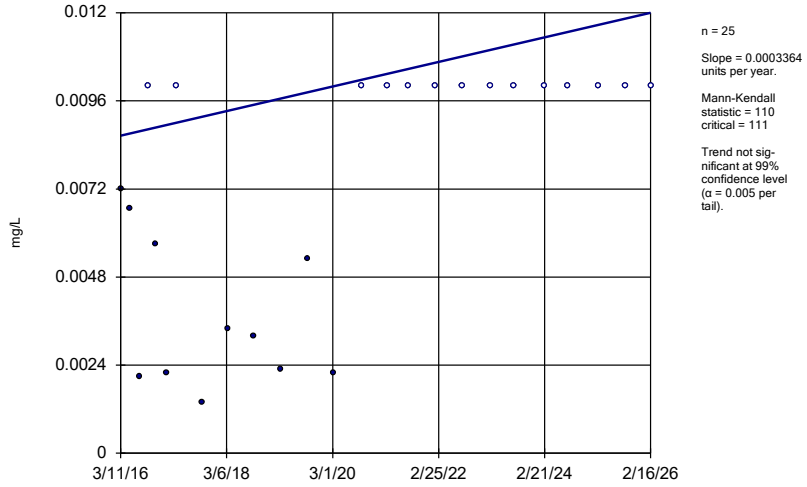

n = 25

Slope = 0.0003364 units per year.

Mann-Kendall statistic = 110
critical = 111

Trend not significant at 99% confidence level (α = 0.005 per tail).

Constituent: Zinc Analysis Run 5/1/2026 4:56 PM View: Appendix I Trend Tests - PL Exceedances
Plant Bowen Client: Southern Company Data: Bowen LF 3-8

Sanitas™ v.10.1.06e Software licensed to Groundwater Stats Consulting. UG
Hollow symbols indicate censored values.

Sen's Slope Estimator

GWA-50 (bg)

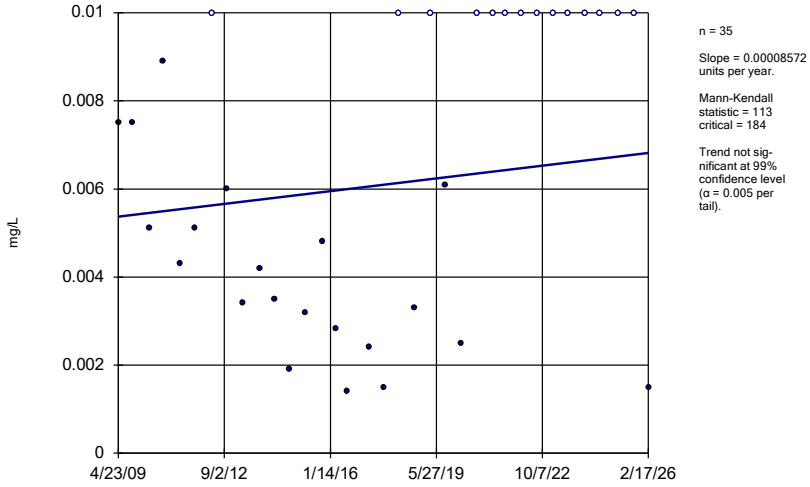

n = 35

Slope = 0.00008572 units per year.

Mann-Kendall statistic = 113
critical = 184

Trend not significant at 99% confidence level (α = 0.005 per tail).

Constituent: Zinc Analysis Run 5/1/2026 4:56 PM View: Appendix I Trend Tests - PL Exceedances
Plant Bowen Client: Southern Company Data: Bowen LF 3-8

Sanitas™ v.10.1.06e Software licensed to Groundwater Stats Consulting. UG
Hollow symbols indicate censored values.

Sen's Slope Estimator

GWA-50R (bg)

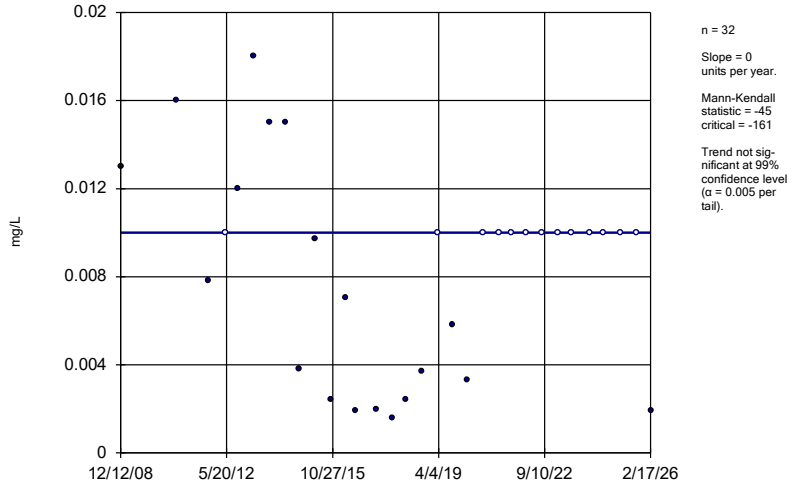

n = 32

Slope = 0 units per year.

Mann-Kendall statistic = -45
critical = -161

Trend not significant at 99% confidence level (α = 0.005 per tail).

Constituent: Zinc Analysis Run 5/1/2026 4:56 PM View: Appendix I Trend Tests - PL Exceedances
Plant Bowen Client: Southern Company Data: Bowen LF 3-8

Sanitas™ v.10.1.06e Software licensed to Groundwater Stats Consulting. UG
Hollow symbols indicate censored values.

Sen's Slope Estimator

GWA-51RZ (bg)

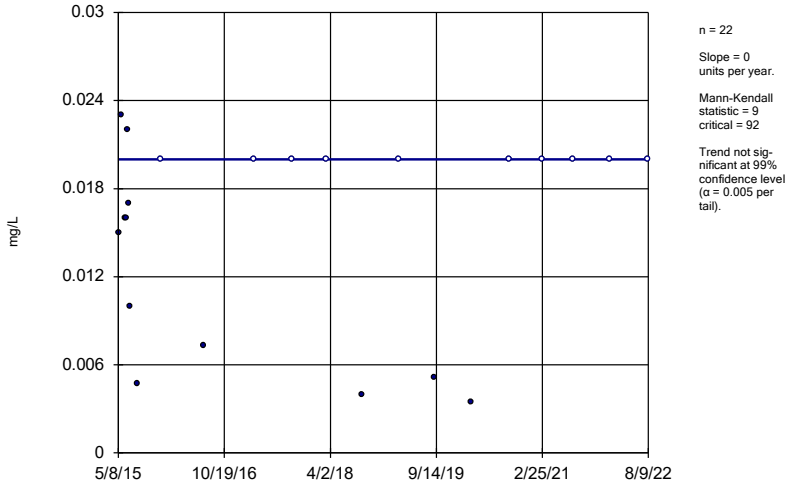

n = 22

Slope = 0 units per year.

Mann-Kendall statistic = 9
critical = 92

Trend not significant at 99% confidence level (α = 0.005 per tail).

Constituent: Zinc Analysis Run 5/1/2026 4:56 PM View: Appendix I Trend Tests - PL Exceedances
Plant Bowen Client: Southern Company Data: Bowen LF 3-8

Sanitas™ v.10.1.06e Software licensed to Groundwater Stats Consulting. UG
Hollow symbols indicate censored values.

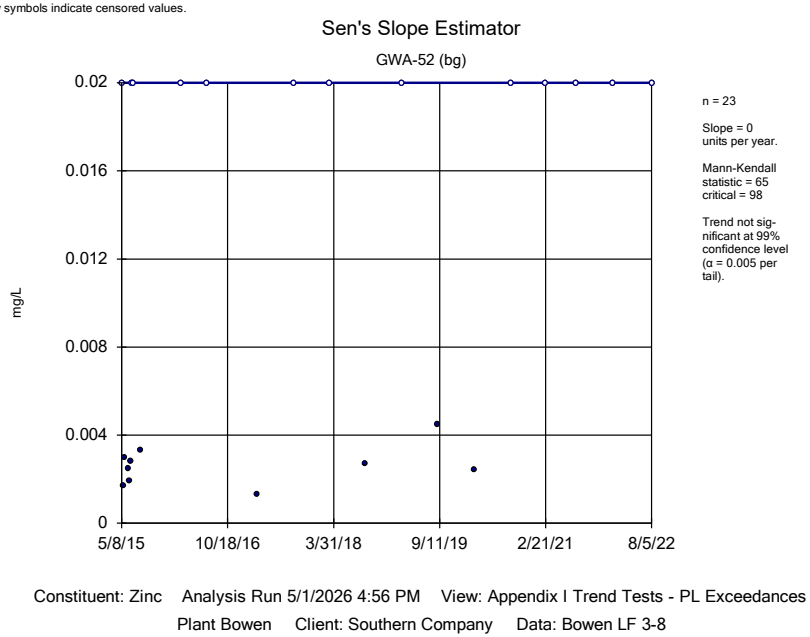

Constituent: Zinc Analysis Run 5/1/2026 4:56 PM View: Appendix I Trend Tests - PL Exceedances
Plant Bowen Client: Southern Company Data: Bowen LF 3-8

Sanitas™ v.10.1.06e Software licensed to Groundwater Stats Consulting. UG
Hollow symbols indicate censored values.

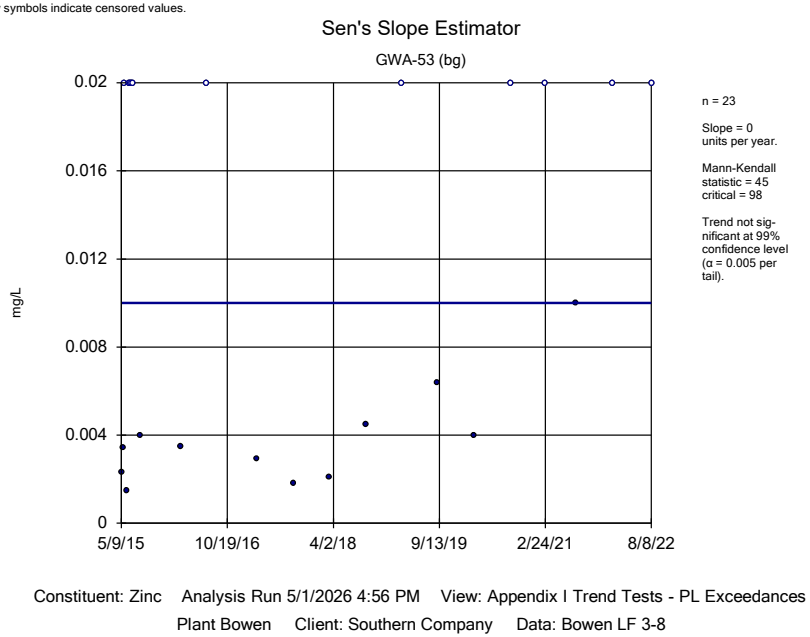

Constituent: Zinc Analysis Run 5/1/2026 4:56 PM View: Appendix I Trend Tests - PL Exceedances
Plant Bowen Client: Southern Company Data: Bowen LF 3-8

Sanitas™ v.10.1.06e Software licensed to Groundwater Stats Consulting. UG
Hollow symbols indicate censored values.

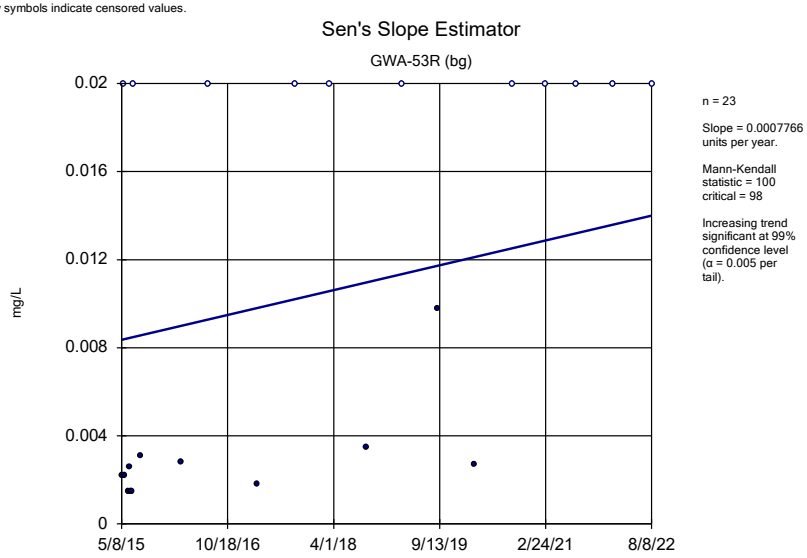

Constituent: Zinc Analysis Run 5/1/2026 4:56 PM View: Appendix I Trend Tests - PL Exceedances
Plant Bowen Client: Southern Company Data: Bowen LF 3-8

Sanitas™ v.10.1.06e Software licensed to Groundwater Stats Consulting. UG
Hollow symbols indicate censored values.

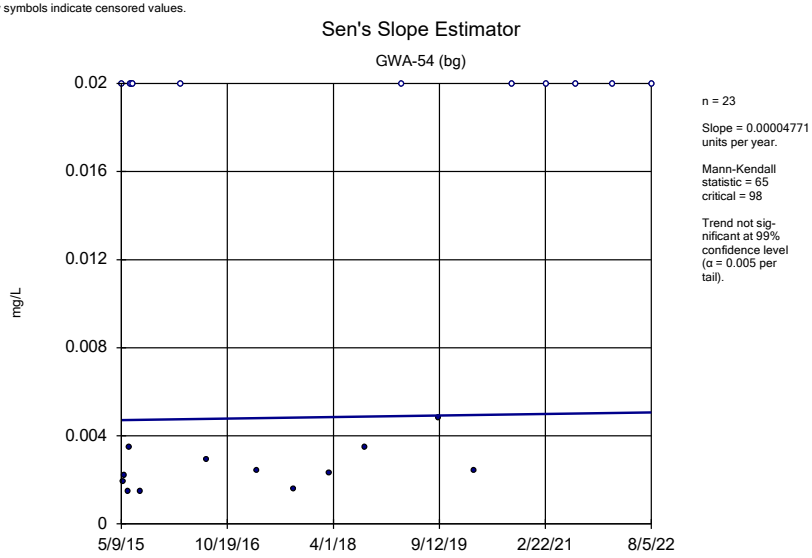

Constituent: Zinc Analysis Run 5/1/2026 4:56 PM View: Appendix I Trend Tests - PL Exceedances
Plant Bowen Client: Southern Company Data: Bowen LF 3-8

Sanitas™ v.10.1.06e Software licensed to Groundwater Stats Consulting. UG
Hollow symbols indicate censored values.

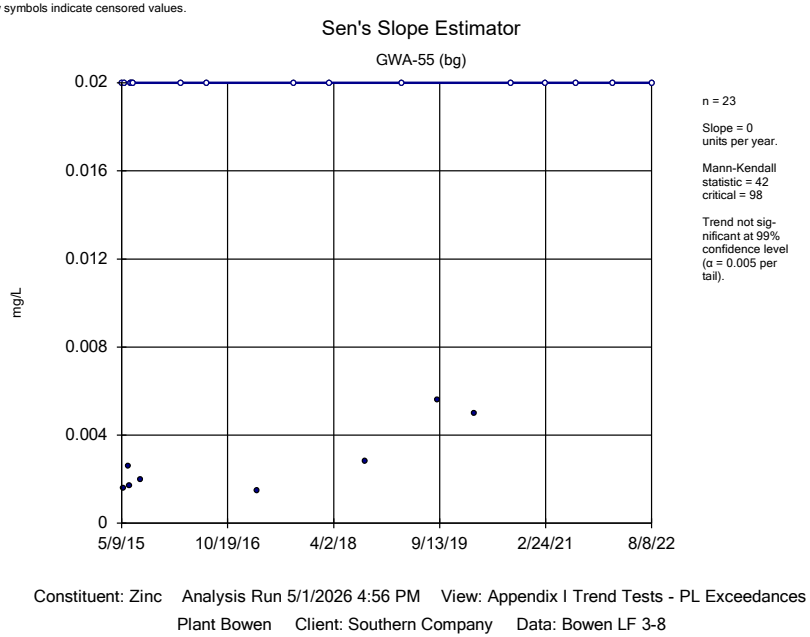

Constituent: Zinc Analysis Run 5/1/2026 4:56 PM View: Appendix I Trend Tests - PL Exceedances
Plant Bowen Client: Southern Company Data: Bowen LF 3-8

Sanitas™ v.10.1.06e Software licensed to Groundwater Stats Consulting. UG
Hollow symbols indicate censored values.

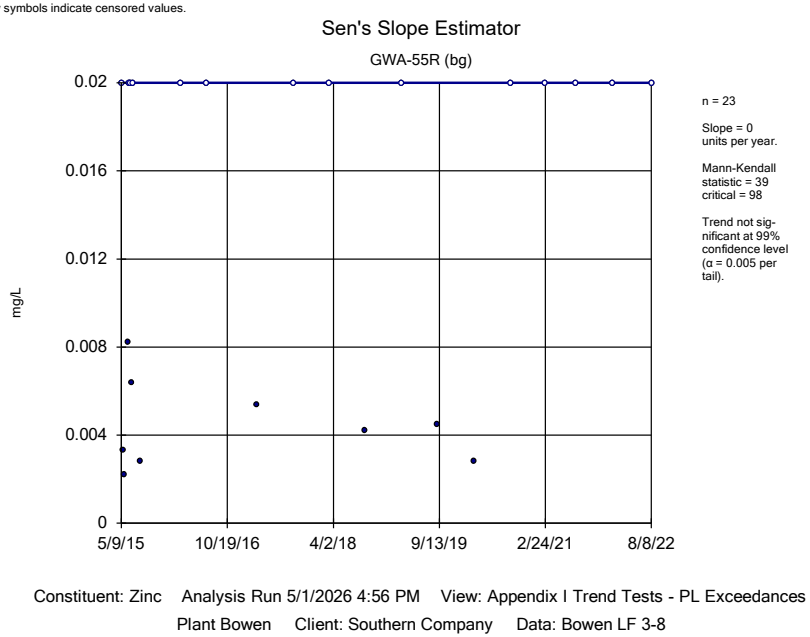

Constituent: Zinc Analysis Run 5/1/2026 4:56 PM View: Appendix I Trend Tests - PL Exceedances
Plant Bowen Client: Southern Company Data: Bowen LF 3-8

Sanitas™ v.10.1.06e Software licensed to Groundwater Stats Consulting. UG
Hollow symbols indicate censored values.

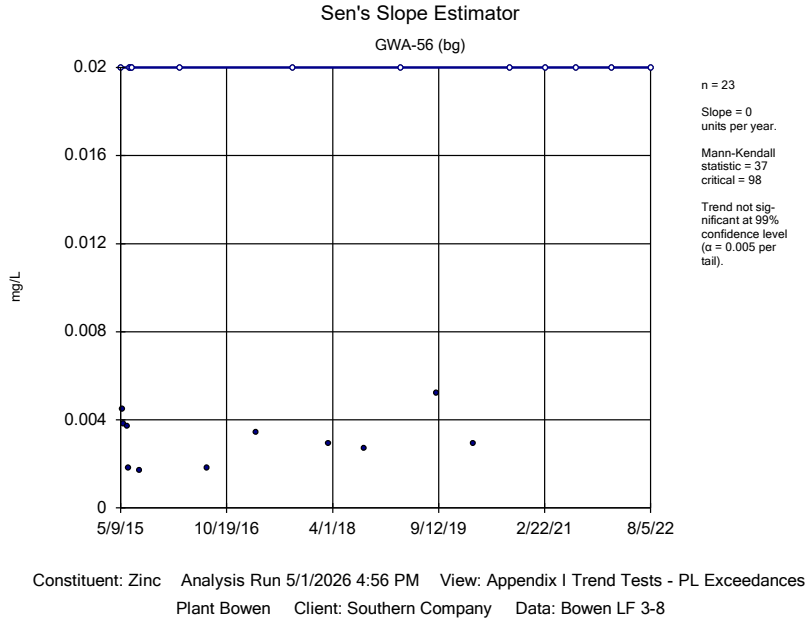

Constituent: Zinc Analysis Run 5/1/2026 4:56 PM View: Appendix I Trend Tests - PL Exceedances
Plant Bowen Client: Southern Company Data: Bowen LF 3-8

Sanitas™ v.10.1.06e Software licensed to Groundwater Stats Consulting. UG
Hollow symbols indicate censored values.

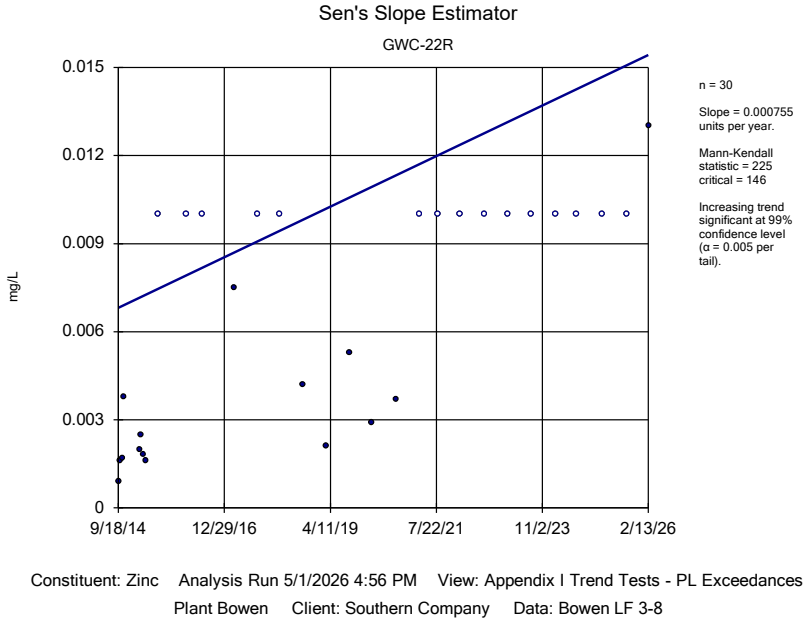

Constituent: Zinc Analysis Run 5/1/2026 4:56 PM View: Appendix I Trend Tests - PL Exceedances
Plant Bowen Client: Southern Company Data: Bowen LF 3-8

FIGURE G.

Appendix III Intrawell Prediction Limits - Significant Results

Plant Bowen Client: Southern Company Data: Bowen LF 3-8 Printed 5/1/2026, 5:07 PM

Constituent	Well	Upper Lim.	Lower Lim.	Date	Observ.	Sig.	Bg N	%NDs	ND Adj.	Transform	Alpha	Method
Calcium (mg/L)	**GWA-3A**	**23**	**n/a**	**2/17/2026**	**24.1**	**Yes**	**9**	**0**	**n/a**	**n/a**	**0.01809**	**NP Intra (normality) 1 of 2**
Calcium (mg/L)	**GWC-23R**	**76.91**	**n/a**	**2/13/2026**	**77.1**	**Yes**	**24**	**0**	**None**	**No**	**0.0002508**	**Param Intra 1 of 2**
Calcium (mg/L)	**GWC-26**	**65.99**	**n/a**	**2/24/2026**	**66.1**	**Yes**	**8**	**0**	**None**	**ln(x)**	**0.0002508**	**Param Intra 1 of 2**
Calcium (mg/L)	**GWC-27**	**39.5**	**n/a**	**3/2/2026**	**42.7**	**Yes**	**9**	**0**	**None**	**No**	**0.0002508**	**Param Intra 1 of 2**
pH, Field (SU)	**GWC-38**	**6.272**	**4.312**	**2/12/2026**	**4.31**	**Yes**	**24**	**0**	**None**	**No**	**0.0001254**	**Param Intra 1 of 2**
Sulfate (mg/L)	**GWC-31**	**4.132**	**n/a**	**2/25/2026**	**4.2**	**Yes**	**9**	**0**	**None**	**x^5**	**0.0002508**	**Param Intra 1 of 2**
TDS (mg/L)	**GWC-26**	**286.6**	**n/a**	**2/24/2026**	**316**	**Yes**	**8**	**0**	**None**	**No**	**0.0002508**	**Param Intra 1 of 2**

Appendix III Intrawell Prediction Limits - All Results

Plant Bowen Client: Southern Company Data: Bowen LF 3-8 Printed 5/1/2026, 5:07 PM

Constituent	Well	Upper Lim.	Lower Lim.	Date	Observ.	Sig.	Bg N	%NDs	ND Adj.	Transform	Alpha	Method
Boron (mg/L)	GWA-1	0.04	n/a	2/18/2026	0.04ND	No	24	66.67	n/a	n/a	0.003124	NP Intra (NDs) 1 of 2
Boron (mg/L)	GWA-2	0.04	n/a	2/18/2026	0.04ND	No	24	75	n/a	n/a	0.003124	NP Intra (NDs) 1 of 2
Boron (mg/L)	GWA-2R	0.04	n/a	2/18/2026	0.04ND	No	24	50	n/a	n/a	0.003124	NP Intra (normality) 1 of 2
Boron (mg/L)	GWA-3A	0.04	n/a	2/17/2026	0.04ND	No	23	86.96	n/a	n/a	0.003415	NP Intra (NDs) 1 of 2
Boron (mg/L)	GWA-4RZ	0.04	n/a	2/18/2026	0.04ND	No	24	29.17	n/a	n/a	0.003124	NP Intra (normality) 1 of 2
Boron (mg/L)	GWA-39RZ	0.04	n/a	2/18/2026	0.04ND	No	22	40.91	n/a	n/a	0.003707	NP Intra (normality) 1 of 2
Boron (mg/L)	GWA-39Z	0.04	n/a	2/18/2026	0.04ND	No	24	75	n/a	n/a	0.003124	NP Intra (NDs) 1 of 2
Boron (mg/L)	GWA-40	0.04	n/a	2/16/2026	0.04ND	No	24	79.17	n/a	n/a	0.003124	NP Intra (NDs) 1 of 2
Boron (mg/L)	GWA-41	0.04	n/a	2/16/2026	0.04ND	No	24	70.83	n/a	n/a	0.003124	NP Intra (NDs) 1 of 2
Boron (mg/L)	GWA-41R	0.04	n/a	2/16/2026	0.012J	No	24	25	n/a	n/a	0.003124	NP Intra (normality) 1 of 2
Boron (mg/L)	GWA-42	0.04	n/a	2/16/2026	0.04ND	No	24	79.17	n/a	n/a	0.003124	NP Intra (NDs) 1 of 2
Boron (mg/L)	GWA-43	0.04	n/a	2/16/2026	0.04ND	No	24	83.33	n/a	n/a	0.003124	NP Intra (NDs) 1 of 2
Boron (mg/L)	GWA-43R	0.0381	n/a	2/16/2026	0.017J	No	24	16.67	Kaplan-Meier	No	0.0002508	Param Intra 1 of 2
Boron (mg/L)	GWA-50	0.04	n/a	2/17/2026	0.04ND	No	24	83.33	n/a	n/a	0.003124	NP Intra (NDs) 1 of 2
Boron (mg/L)	GWA-50R	0.04	n/a	2/17/2026	0.04ND	No	24	87.5	n/a	n/a	0.003124	NP Intra (NDs) 1 of 2
Boron (mg/L)	GWC-16R	0.04	n/a	2/13/2026	0.011J	No	24	41.67	n/a	n/a	0.003124	NP Intra (normality) 1 of 2
Boron (mg/L)	GWC-17R	0.04	n/a	2/13/2026	0.0081J	No	24	79.17	n/a	n/a	0.003124	NP Intra (NDs) 1 of 2
Boron (mg/L)	GWC-18	0.04	n/a	2/12/2026	0.04ND	No	24	91.67	n/a	n/a	0.003124	NP Intra (NDs) 1 of 2
Boron (mg/L)	GWC-18R	0.0452	n/a	2/12/2026	0.04ND	No	24	91.67	n/a	n/a	0.003124	NP Intra (NDs) 1 of 2
Boron (mg/L)	GWC-19R	0.04	n/a	2/12/2026	0.04ND	No	24	79.17	n/a	n/a	0.003124	NP Intra (NDs) 1 of 2
Boron (mg/L)	GWC-20R	0.04	n/a	2/12/2026	0.04ND	No	24	87.5	n/a	n/a	0.003124	NP Intra (NDs) 1 of 2
Boron (mg/L)	GWC-21R	0.04	n/a	2/17/2026	0.04ND	No	24	58.33	n/a	n/a	0.003124	NP Intra (NDs) 1 of 2
Boron (mg/L)	GWC-22R	0.04	n/a	2/13/2026	0.0082J	No	24	79.17	n/a	n/a	0.003124	NP Intra (NDs) 1 of 2
Boron (mg/L)	GWC-23R	0.04	n/a	2/13/2026	0.04ND	No	24	66.67	n/a	n/a	0.003124	NP Intra (NDs) 1 of 2
Boron (mg/L)	GWC-24R	0.04	n/a	2/12/2026	0.04ND	No	24	87.5	n/a	n/a	0.003124	NP Intra (NDs) 1 of 2
Boron (mg/L)	GWC-25R	0.04	n/a	2/13/2026	0.04ND	No	24	95.83	n/a	n/a	0.003124	NP Intra (NDs) 1 of 2
Boron (mg/L)	GWC-26	0.1136	n/a	2/24/2026	0.023J	No	9	0	None	sqrt(x)	0.0002508	Param Intra 1 of 2
Boron (mg/L)	GWC-27	0.04	n/a	3/2/2026	0.0098J	No	9	66.67	n/a	n/a	0.01809	NP Intra (NDs) 1 of 2
Boron (mg/L)	GWC-27R	0.04	n/a	3/2/2026	0.04ND	No	9	88.89	n/a	n/a	0.01809	NP Intra (NDs) 1 of 2
Boron (mg/L)	GWC-28	0.04	n/a	3/2/2026	0.04ND	No	9	77.78	n/a	n/a	0.01809	NP Intra (NDs) 1 of 2
Boron (mg/L)	GWC-29	0.04	n/a	2/26/2026	0.04ND	No	9	100	n/a	n/a	0.01809	NP Intra (NDs) 1 of 2
Boron (mg/L)	GWC-29R	0.04	n/a	2/26/2026	0.04ND	No	9	88.89	n/a	n/a	0.01809	NP Intra (NDs) 1 of 2
Boron (mg/L)	GWC-30	0.04	n/a	2/27/2026	0.04ND	No	9	100	n/a	n/a	0.01809	NP Intra (NDs) 1 of 2
Boron (mg/L)	GWC-31	0.04	n/a	2/25/2026	0.04ND	No	9	100	n/a	n/a	0.01809	NP Intra (NDs) 1 of 2
Boron (mg/L)	GWC-31R	0.04	n/a	2/27/2026	0.0093J	No	9	100	n/a	n/a	0.01809	NP Intra (NDs) 1 of 2
Boron (mg/L)	GWC-32	0.04	n/a	3/2/2026	0.04ND	No	9	88.89	n/a	n/a	0.01809	NP Intra (NDs) 1 of 2
Boron (mg/L)	GWC-33R	0.04	n/a	3/3/2026	0.04ND	No	9	100	n/a	n/a	0.01809	NP Intra (NDs) 1 of 2
Boron (mg/L)	GWC-34	0.04	n/a	3/2/2026	0.04ND	No	8	100	n/a	n/a	0.02144	NP Intra (NDs) 1 of 2
Boron (mg/L)	GWC-34R	0.04	n/a	3/2/2026	0.04ND	No	8	100	n/a	n/a	0.02144	NP Intra (NDs) 1 of 2
Boron (mg/L)	GWC-35	0.04	n/a	2/24/2026	0.0089J	No	9	66.67	n/a	n/a	0.01809	NP Intra (NDs) 1 of 2
Boron (mg/L)	GWC-36A	0.06101	n/a	2/12/2026	0.025J	No	7	0	None	No	0.0002508	Param Intra 1 of 2
Boron (mg/L)	GWC-36RA	0.03203	n/a	2/12/2026	0.015J	No	24	29.17	Kaplan-Meier	x^(1/3)	0.0002508	Param Intra 1 of 2
Boron (mg/L)	GWC-37	0.04	n/a	2/12/2026	0.0074J	No	24	79.17	n/a	n/a	0.003124	NP Intra (NDs) 1 of 2
Boron (mg/L)	GWC-38	0.04	n/a	2/12/2026	0.04ND	No	24	95.83	n/a	n/a	0.003124	NP Intra (NDs) 1 of 2
Boron (mg/L)	GWC-57	0.04	n/a	3/2/2026	0.04ND	No	9	88.89	n/a	n/a	0.01809	NP Intra (NDs) 1 of 2
Calcium (mg/L)	GWA-1	36.67	n/a	2/18/2026	33.8	No	24	0	None	No	0.0002508	Param Intra 1 of 2
Calcium (mg/L)	GWA-2	81.12	n/a	2/18/2026	34.4	No	24	0	None	No	0.0002508	Param Intra 1 of 2
Calcium (mg/L)	GWA-2R	67.16	n/a	2/18/2026	23.4	No	24	0	None	No	0.0002508	Param Intra 1 of 2
Calcium (mg/L)	**GWA-3A**	**23**	**n/a**	**2/17/2026**	**24.1**	**Yes**	**9**	**0**	**n/a**	**n/a**	**0.01809**	**NP Intra (normality) 1 of 2**
Calcium (mg/L)	GWA-4RZ	65.06	n/a	2/18/2026	60.4	No	24	0	None	No	0.0002508	Param Intra 1 of 2
Calcium (mg/L)	GWA-39RZ	37.89	n/a	2/18/2026	37	No	22	0	None	No	0.0002508	Param Intra 1 of 2
Calcium (mg/L)	GWA-39Z	30.64	n/a	2/18/2026	13	No	25	0	None	No	0.0002508	Param Intra 1 of 2
Calcium (mg/L)	GWA-40	29.74	n/a	2/16/2026	18.4	No	24	0	None	No	0.0002508	Param Intra 1 of 2
Calcium (mg/L)	GWA-41	40.44	n/a	2/16/2026	10.6	No	24	0	None	No	0.0002508	Param Intra 1 of 2
Calcium (mg/L)	GWA-41R	49.3	n/a	2/16/2026	42.6	No	24	0	None	No	0.0002508	Param Intra 1 of 2
Calcium (mg/L)	GWA-42	43.07	n/a	2/16/2026	37.9	No	24	0	None	No	0.0002508	Param Intra 1 of 2
Calcium (mg/L)	GWA-43	10.15	n/a	2/16/2026	2.3	No	15	0	None	ln(x)	0.0002508	Param Intra 1 of 2
Calcium (mg/L)	GWA-43R	35.81	n/a	2/16/2026	32.9	No	25	0	None	No	0.0002508	Param Intra 1 of 2
Calcium (mg/L)	GWA-50	4.2	n/a	2/17/2026	1.6	No	24	0	n/a	n/a	0.003124	NP Intra (normality) 1 of 2
Calcium (mg/L)	GWA-50R	5.4	n/a	2/17/2026	0.8	No	14	0	n/a	n/a	0.008612	NP Intra (normality) 1 of 2
Calcium (mg/L)	GWC-16R	86.35	n/a	2/13/2026	84.7	No	24	0	None	No	0.0002508	Param Intra 1 of 2
Calcium (mg/L)	GWC-17R	74.91	n/a	2/13/2026	69.5	No	24	0	None	No	0.0002508	Param Intra 1 of 2
Calcium (mg/L)	GWC-18	31.09	n/a	2/12/2026	19.4	No	24	0	None	No	0.0002508	Param Intra 1 of 2
Calcium (mg/L)	GWC-18R	34.81	n/a	2/12/2026	30.3	No	24	0	None	No	0.0002508	Param Intra 1 of 2
Calcium (mg/L)	GWC-19R	37.54	n/a	2/12/2026	30.4	No	24	0	None	No	0.0002508	Param Intra 1 of 2

Appendix III Intrawell Prediction Limits - All Results

Plant Bowen Client: Southern Company Data: Bowen LF 3-8 Printed 5/1/2026, 5:07 PM

Constituent	Well	Upper Lim.	Lower Lim.	Date	Observ.	Sig.	Bg N	%NDs	ND Adj.	Transform	Alpha	Method
Calcium (mg/L)	GWC-20R	47.46	n/a	2/12/2026	46.9	No	24	0	None	No	0.0002508	Param Intra 1 of 2
Calcium (mg/L)	GWC-21R	76.43	n/a	2/17/2026	68.6	No	24	0	None	No	0.0002508	Param Intra 1 of 2
Calcium (mg/L)	GWC-22R	39.88	n/a	2/13/2026	35.3	No	24	0	None	No	0.0002508	Param Intra 1 of 2
Calcium (mg/L)	**GWC-23R**	**76.91**	**n/a**	**2/13/2026**	**77.1**	**Yes**	**24**	**0**	**None**	**No**	**0.0002508**	**Param Intra 1 of 2**
Calcium (mg/L)	GWC-24R	36.32	n/a	2/12/2026	31.7	No	24	0	None	No	0.0002508	Param Intra 1 of 2
Calcium (mg/L)	GWC-25R	39.45	n/a	2/13/2026	34.4	No	24	0	None	No	0.0002508	Param Intra 1 of 2
Calcium (mg/L)	**GWC-26**	**65.99**	**n/a**	**2/24/2026**	**66.1**	**Yes**	**8**	**0**	**None**	**ln(x)**	**0.0002508**	**Param Intra 1 of 2**
Calcium (mg/L)	**GWC-27**	**39.5**	**n/a**	**3/2/2026**	**42.7**	**Yes**	**9**	**0**	**None**	**No**	**0.0002508**	**Param Intra 1 of 2**
Calcium (mg/L)	GWC-27R	32.92	n/a	3/2/2026	31	No	9	0	None	No	0.0002508	Param Intra 1 of 2
Calcium (mg/L)	GWC-28	47.02	n/a	3/2/2026	28.8	No	9	0	None	No	0.0002508	Param Intra 1 of 2
Calcium (mg/L)	GWC-29	48.29	n/a	2/26/2026	28.6	No	9	0	None	No	0.0002508	Param Intra 1 of 2
Calcium (mg/L)	GWC-29R	39.29	n/a	2/26/2026	34.1	No	9	0	None	No	0.0002508	Param Intra 1 of 2
Calcium (mg/L)	GWC-30	65.35	n/a	2/27/2026	50.8	No	9	0	None	No	0.0002508	Param Intra 1 of 2
Calcium (mg/L)	GWC-31	52.58	n/a	2/25/2026	41.1	No	9	0	None	No	0.0002508	Param Intra 1 of 2
Calcium (mg/L)	GWC-31R	41.37	n/a	2/27/2026	38.2	No	9	0	None	ln(x)	0.0002508	Param Intra 1 of 2
Calcium (mg/L)	GWC-32	63.66	n/a	3/2/2026	52.7	No	9	0	None	No	0.0002508	Param Intra 1 of 2
Calcium (mg/L)	GWC-33R	34.54	n/a	3/3/2026	28.8	No	9	0	None	No	0.0002508	Param Intra 1 of 2
Calcium (mg/L)	GWC-34	27.16	n/a	3/2/2026	19.7	No	8	0	None	No	0.0002508	Param Intra 1 of 2
Calcium (mg/L)	GWC-34R	49.75	n/a	3/2/2026	44.7	No	8	0	None	No	0.0002508	Param Intra 1 of 2
Calcium (mg/L)	GWC-35	62.61	n/a	2/24/2026	51.3	No	9	0	None	No	0.0002508	Param Intra 1 of 2
Calcium (mg/L)	GWC-36A	61.31	n/a	2/12/2026	41.6	No	7	0	None	x^4	0.0002508	Param Intra 1 of 2
Calcium (mg/L)	GWC-36RA	54.8	n/a	2/12/2026	42.1	No	24	0	n/a	n/a	0.003124	NP Intra (normality) 1 of 2
Calcium (mg/L)	GWC-37	1.113	n/a	2/12/2026	0.69	No	24	0	None	No	0.0002508	Param Intra 1 of 2
Calcium (mg/L)	GWC-38	3.086	n/a	2/12/2026	0.43	No	23	0	None	No	0.0002508	Param Intra 1 of 2
Calcium (mg/L)	GWC-57	41.29	n/a	3/2/2026	38.3	No	9	0	None	No	0.0002508	Param Intra 1 of 2
Chloride (mg/L)	GWA-1	2.104	n/a	2/18/2026	1.3	No	24	0	None	No	0.0002508	Param Intra 1 of 2
Chloride (mg/L)	GWA-2	2.484	n/a	2/18/2026	1.4	No	24	0	None	No	0.0002508	Param Intra 1 of 2
Chloride (mg/L)	GWA-2R	2.919	n/a	2/18/2026	0.73J	No	24	0	None	ln(x)	0.0002508	Param Intra 1 of 2
Chloride (mg/L)	GWA-3A	15.49	n/a	2/17/2026	10.5	No	9	0	None	No	0.0002508	Param Intra 1 of 2
Chloride (mg/L)	GWA-4RZ	3.856	n/a	2/18/2026	2.7	No	24	0	None	No	0.0002508	Param Intra 1 of 2
Chloride (mg/L)	GWA-39RZ	3.849	n/a	2/18/2026	1.4	No	22	0	None	No	0.0002508	Param Intra 1 of 2
Chloride (mg/L)	GWA-39Z	2.27	n/a	2/18/2026	1	No	24	0	None	No	0.0002508	Param Intra 1 of 2
Chloride (mg/L)	GWA-40	3.583	n/a	2/16/2026	0.74J	No	25	4	None	ln(x)	0.0002508	Param Intra 1 of 2
Chloride (mg/L)	GWA-41	3.94	n/a	2/16/2026	1	No	24	0	None	ln(x)	0.0002508	Param Intra 1 of 2
Chloride (mg/L)	GWA-41R	6.028	n/a	2/16/2026	1.2	No	24	0	None	sqrt(x)	0.0002508	Param Intra 1 of 2
Chloride (mg/L)	GWA-42	3.689	n/a	2/16/2026	2.5	No	24	0	None	No	0.0002508	Param Intra 1 of 2
Chloride (mg/L)	GWA-43	1.57	n/a	2/16/2026	1.3	No	24	0	None	No	0.0002508	Param Intra 1 of 2
Chloride (mg/L)	GWA-43R	5.241	n/a	2/16/2026	2.4	No	24	0	None	No	0.0002508	Param Intra 1 of 2
Chloride (mg/L)	GWA-50	1.487	n/a	2/17/2026	0.89J	No	24	0	None	No	0.0002508	Param Intra 1 of 2
Chloride (mg/L)	GWA-50R	1.185	n/a	2/17/2026	0.64J	No	24	4.167	None	No	0.0002508	Param Intra 1 of 2
Chloride (mg/L)	GWC-16R	2.832	n/a	2/13/2026	1.5	No	24	0	None	No	0.0002508	Param Intra 1 of 2
Chloride (mg/L)	GWC-17R	7.1	n/a	2/13/2026	4.6	No	24	0	n/a	n/a	0.003124	NP Intra (normality) 1 of 2
Chloride (mg/L)	GWC-18	2.681	n/a	2/12/2026	2.1	No	24	0	None	sqrt(x)	0.0002508	Param Intra 1 of 2
Chloride (mg/L)	GWC-18R	3.3	n/a	2/12/2026	2.4	No	24	0	n/a	n/a	0.003124	NP Intra (normality) 1 of 2
Chloride (mg/L)	GWC-19R	2.946	n/a	2/12/2026	2.5	No	24	0	None	No	0.0002508	Param Intra 1 of 2
Chloride (mg/L)	GWC-20R	2.479	n/a	2/12/2026	1.5	No	24	0	None	No	0.0002508	Param Intra 1 of 2
Chloride (mg/L)	GWC-21R	5.784	n/a	2/17/2026	3.3	No	24	0	None	No	0.0002508	Param Intra 1 of 2
Chloride (mg/L)	GWC-22R	3.291	n/a	2/13/2026	2.6	No	24	0	None	No	0.0002508	Param Intra 1 of 2
Chloride (mg/L)	GWC-23R	2.843	n/a	2/13/2026	1.4	No	24	0	None	No	0.0002508	Param Intra 1 of 2
Chloride (mg/L)	GWC-24R	3.166	n/a	2/12/2026	2.3	No	24	4.167	None	x^2	0.0002508	Param Intra 1 of 2
Chloride (mg/L)	GWC-25R	3.152	n/a	2/13/2026	2.3	No	24	0	None	No	0.0002508	Param Intra 1 of 2
Chloride (mg/L)	GWC-26	15.08	n/a	2/24/2026	11.3	No	9	0	None	No	0.0002508	Param Intra 1 of 2
Chloride (mg/L)	GWC-27	6.7	n/a	3/2/2026	3.2	No	9	0	n/a	n/a	0.01809	NP Intra (normality) 1 of 2
Chloride (mg/L)	GWC-27R	5.8	n/a	3/2/2026	2.6	No	9	0	n/a	n/a	0.01809	NP Intra (normality) 1 of 2
Chloride (mg/L)	GWC-28	7.193	n/a	3/2/2026	4.1	No	9	0	None	No	0.0002508	Param Intra 1 of 2
Chloride (mg/L)	GWC-29	3.212	n/a	2/26/2026	2.5	No	9	0	None	No	0.0002508	Param Intra 1 of 2
Chloride (mg/L)	GWC-29R	3.2	n/a	2/26/2026	2.5	No	9	0	n/a	n/a	0.01809	NP Intra (normality) 1 of 2
Chloride (mg/L)	GWC-30	4.059	n/a	2/27/2026	2.9	No	9	0	None	ln(x)	0.0002508	Param Intra 1 of 2
Chloride (mg/L)	GWC-31	6.379	n/a	2/25/2026	3.6	No	9	0	None	No	0.0002508	Param Intra 1 of 2
Chloride (mg/L)	GWC-31R	4.312	n/a	2/27/2026	3	No	9	0	None	No	0.0002508	Param Intra 1 of 2
Chloride (mg/L)	GWC-32	5.86	n/a	3/2/2026	3.5	No	9	0	None	No	0.0002508	Param Intra 1 of 2
Chloride (mg/L)	GWC-33R	3.5	n/a	3/3/2026	3.5	No	9	0	n/a	n/a	0.01809	NP Intra (normality) 1 of 2
Chloride (mg/L)	GWC-34	5.873	n/a	3/2/2026	5.2	No	8	0	None	No	0.0002508	Param Intra 1 of 2
Chloride (mg/L)	GWC-34R	5.944	n/a	3/2/2026	4.7	No	8	0	None	No	0.0002508	Param Intra 1 of 2
Chloride (mg/L)	GWC-35	7.586	n/a	2/24/2026	5.4	No	9	0	None	No	0.0002508	Param Intra 1 of 2

Appendix III Intrawell Prediction Limits - All Results

Plant Bowen Client: Southern Company Data: Bowen LF 3-8 Printed 5/1/2026, 5:07 PM

Constituent	Well	Upper Lim.	Lower Lim.	Date	Observ.	Sig.	Bg N	%NDs	ND Adj.	Transform	Alpha	Method
Chloride (mg/L)	GWC-36A	5.442	n/a	2/12/2026	2.9	No	7	0	None	No	0.0002508	Param Intra 1 of 2
Chloride (mg/L)	GWC-36RA	3.729	n/a	2/12/2026	2.8	No	24	0	None	No	0.0002508	Param Intra 1 of 2
Chloride (mg/L)	GWC-37	1.396	n/a	2/12/2026	0.85J	No	24	0	None	No	0.0002508	Param Intra 1 of 2
Chloride (mg/L)	GWC-38	4.039	n/a	2/12/2026	3.3	No	24	0	None	No	0.0002508	Param Intra 1 of 2
Chloride (mg/L)	GWC-57	5.181	n/a	3/2/2026	2.8	No	9	0	None	No	0.0002508	Param Intra 1 of 2
Fluoride (mg/L)	GWA-1	0.1214	n/a	2/18/2026	0.068J	No	24	25	Kaplan-Meier	No	0.0002508	Param Intra 1 of 2
Fluoride (mg/L)	GWA-2	0.164	n/a	2/18/2026	0.075J	No	23	43.48	Kaplan-Meier	No	0.0002508	Param Intra 1 of 2
Fluoride (mg/L)	GWA-2R	0.1	n/a	2/18/2026	0.1ND	No	24	37.5	n/a	n/a	0.003124	NP Intra (normality) 1 of 2
Fluoride (mg/L)	GWA-3A	0.1	n/a	2/17/2026	0.1ND	No	23	78.26	n/a	n/a	0.003415	NP Intra (NDs) 1 of 2
Fluoride (mg/L)	GWA-4RZ	0.2911	n/a	2/18/2026	0.058J	No	24	0	None	No	0.0002508	Param Intra 1 of 2
Fluoride (mg/L)	GWA-39RZ	0.2197	n/a	2/18/2026	0.1ND	No	22	40.91	Kaplan-Meier	ln(x)	0.0002508	Param Intra 1 of 2
Fluoride (mg/L)	GWA-39Z	0.1135	n/a	2/18/2026	0.1ND	No	24	37.5	Kaplan-Meier	No	0.0002508	Param Intra 1 of 2
Fluoride (mg/L)	GWA-40	0.11	n/a	2/16/2026	0.1ND	No	24	62.5	n/a	n/a	0.003124	NP Intra (NDs) 1 of 2
Fluoride (mg/L)	GWA-41	0.1	n/a	2/16/2026	0.1ND	No	24	70.83	n/a	n/a	0.003124	NP Intra (NDs) 1 of 2
Fluoride (mg/L)	GWA-41R	0.12	n/a	2/16/2026	0.1ND	No	24	75	n/a	n/a	0.003124	NP Intra (NDs) 1 of 2
Fluoride (mg/L)	GWA-42	0.1	n/a	2/16/2026	0.1ND	No	24	58.33	n/a	n/a	0.003124	NP Intra (NDs) 1 of 2
Fluoride (mg/L)	GWA-43	0.1	n/a	2/16/2026	0.1ND	No	24	83.33	n/a	n/a	0.003124	NP Intra (NDs) 1 of 2
Fluoride (mg/L)	GWA-43R	0.1	n/a	2/16/2026	0.1ND	No	24	75	n/a	n/a	0.003124	NP Intra (NDs) 1 of 2
Fluoride (mg/L)	GWA-50	0.1	n/a	2/17/2026	0.1ND	No	24	79.17	n/a	n/a	0.003124	NP Intra (NDs) 1 of 2
Fluoride (mg/L)	GWA-50R	0.1	n/a	2/17/2026	0.1ND	No	24	79.17	n/a	n/a	0.003124	NP Intra (NDs) 1 of 2
Fluoride (mg/L)	GWC-16R	0.2967	n/a	2/13/2026	0.1ND	No	24	20.83	Kaplan-Meier	No	0.0002508	Param Intra 1 of 2
Fluoride (mg/L)	GWC-17R	0.33	n/a	2/13/2026	0.1ND	No	24	54.17	n/a	n/a	0.003124	NP Intra (NDs) 1 of 2
Fluoride (mg/L)	GWC-18	0.12	n/a	2/12/2026	0.1ND	No	24	45.83	n/a	n/a	0.003124	NP Intra (normality) 1 of 2
Fluoride (mg/L)	GWC-18R	0.12	n/a	2/12/2026	0.1ND	No	24	75	n/a	n/a	0.003124	NP Intra (NDs) 1 of 2
Fluoride (mg/L)	GWC-19R	0.1	n/a	2/12/2026	0.1ND	No	24	70.83	n/a	n/a	0.003124	NP Intra (NDs) 1 of 2
Fluoride (mg/L)	GWC-20R	0.11	n/a	2/12/2026	0.1ND	No	24	54.17	n/a	n/a	0.003124	NP Intra (NDs) 1 of 2
Fluoride (mg/L)	GWC-21R	0.11	n/a	2/17/2026	0.1ND	No	24	62.5	n/a	n/a	0.003124	NP Intra (NDs) 1 of 2
Fluoride (mg/L)	GWC-22R	0.12	n/a	2/13/2026	0.1ND	No	24	58.33	n/a	n/a	0.003124	NP Intra (NDs) 1 of 2
Fluoride (mg/L)	GWC-23R	0.165	n/a	2/13/2026	0.1ND	No	24	45.83	Kaplan-Meier	No	0.0002508	Param Intra 1 of 2
Fluoride (mg/L)	GWC-24R	0.12	n/a	2/12/2026	0.1ND	No	24	62.5	n/a	n/a	0.003124	NP Intra (NDs) 1 of 2
Fluoride (mg/L)	GWC-25R	0.1	n/a	2/13/2026	0.1ND	No	24	70.83	n/a	n/a	0.003124	NP Intra (NDs) 1 of 2
Fluoride (mg/L)	GWC-26	0.1	n/a	2/24/2026	0.1ND	No	9	77.78	n/a	n/a	0.01809	NP Intra (NDs) 1 of 2
Fluoride (mg/L)	GWC-27	0.1	n/a	3/2/2026	0.1ND	No	9	55.56	n/a	n/a	0.01809	NP Intra (NDs) 1 of 2
Fluoride (mg/L)	GWC-27R	0.1425	n/a	3/2/2026	0.057J	No	9	11.11	None	No	0.0002508	Param Intra 1 of 2
Fluoride (mg/L)	GWC-28	0.1668	n/a	3/2/2026	0.079J	No	9	22.22	Kaplan-Meier	No	0.0002508	Param Intra 1 of 2
Fluoride (mg/L)	GWC-29	0.1548	n/a	2/26/2026	0.1ND	No	9	22.22	Kaplan-Meier	No	0.0002508	Param Intra 1 of 2
Fluoride (mg/L)	GWC-29R	0.1238	n/a	2/26/2026	0.1ND	No	9	44.44	Kaplan-Meier	No	0.0002508	Param Intra 1 of 2
Fluoride (mg/L)	GWC-30	0.152	n/a	2/27/2026	0.1ND	No	9	22.22	Kaplan-Meier	No	0.0002508	Param Intra 1 of 2
Fluoride (mg/L)	GWC-31	0.2182	n/a	2/25/2026	0.1ND	No	9	33.33	Kaplan-Meier	sqrt(x)	0.0002508	Param Intra 1 of 2
Fluoride (mg/L)	GWC-31R	0.1	n/a	2/27/2026	0.1ND	No	9	55.56	n/a	n/a	0.01809	NP Intra (NDs) 1 of 2
Fluoride (mg/L)	GWC-32	0.1	n/a	3/2/2026	0.097J	No	9	55.56	n/a	n/a	0.01809	NP Intra (NDs) 1 of 2
Fluoride (mg/L)	GWC-33R	0.1	n/a	3/3/2026	0.1ND	No	9	66.67	n/a	n/a	0.01809	NP Intra (NDs) 1 of 2
Fluoride (mg/L)	GWC-34	0.1	n/a	3/2/2026	0.1ND	No	8	100	n/a	n/a	0.02144	NP Intra (NDs) 1 of 2
Fluoride (mg/L)	GWC-34R	0.1	n/a	3/2/2026	0.1ND	No	8	100	n/a	n/a	0.02144	NP Intra (NDs) 1 of 2
Fluoride (mg/L)	GWC-35	0.1	n/a	2/24/2026	0.1ND	No	9	55.56	n/a	n/a	0.01809	NP Intra (NDs) 1 of 2
Fluoride (mg/L)	GWC-36A	0.1	n/a	2/12/2026	0.1ND	No	7	85.71	n/a	n/a	0.02765	NP Intra (NDs) 1 of 2
Fluoride (mg/L)	GWC-36RA	0.1	n/a	2/12/2026	0.1ND	No	24	75	n/a	n/a	0.003124	NP Intra (NDs) 1 of 2
Fluoride (mg/L)	GWC-37	0.1	n/a	2/12/2026	0.1ND	No	24	79.17	n/a	n/a	0.003124	NP Intra (NDs) 1 of 2
Fluoride (mg/L)	GWC-38	0.1	n/a	2/12/2026	0.1ND	No	24	87.5	n/a	n/a	0.003124	NP Intra (NDs) 1 of 2
Fluoride (mg/L)	GWC-57	0.1	n/a	3/2/2026	0.1ND	No	9	66.67	n/a	n/a	0.01809	NP Intra (NDs) 1 of 2
pH, Field (SU)	GWA-1	7.65	6.97	2/18/2026	7.36	No	24	0	n/a	n/a	0.006247	NP Intra (normality) 1 of 2
pH, Field (SU)	GWA-2	7.122	5.105	2/18/2026	6.33	No	24	0	None	x^4	0.0001254	Param Intra 1 of 2
pH, Field (SU)	GWA-2R	7.982	6.371	2/18/2026	7.19	No	24	0	None	x^3	0.0001254	Param Intra 1 of 2
pH, Field (SU)	GWA-3A	8.287	7.406	2/17/2026	7.74	No	9	0	None	No	0.0001254	Param Intra 1 of 2
pH, Field (SU)	GWA-4RZ	7.759	6.654	2/18/2026	6.99	No	25	0	None	x^5	0.0001254	Param Intra 1 of 2
pH, Field (SU)	GWA-39RZ	8.16	6.806	2/18/2026	7.33	No	22	0	None	No	0.0001254	Param Intra 1 of 2
pH, Field (SU)	GWA-39Z	7.531	5.238	2/18/2026	6.32	No	25	0	None	No	0.0001254	Param Intra 1 of 2
pH, Field (SU)	GWA-40	8.001	6.397	2/16/2026	7.01	No	26	0	None	No	0.0001254	Param Intra 1 of 2
pH, Field (SU)	GWA-41	7.371	5.423	2/16/2026	5.96	No	24	0	None	No	0.0001254	Param Intra 1 of 2
pH, Field (SU)	GWA-41R	7.745	6.178	2/16/2026	7.34	No	24	0	None	No	0.0001254	Param Intra 1 of 2
pH, Field (SU)	GWA-42	7.63	6.83	2/16/2026	7.18	No	24	0	n/a	n/a	0.006247	NP Intra (normality) 1 of 2
pH, Field (SU)	GWA-43	6.999	4.541	2/16/2026	5.28	No	24	0	None	No	0.0001254	Param Intra 1 of 2
pH, Field (SU)	GWA-43R	8.04	7.31	2/16/2026	7.61	No	25	0	n/a	n/a	0.005664	NP Intra (normality) 1 of 2
pH, Field (SU)	GWA-50	6.678	4.584	2/17/2026	5.25	No	24	0	None	No	0.0001254	Param Intra 1 of 2
pH, Field (SU)	GWA-50R	7.392	3.833	2/17/2026	4.75	No	24	0	None	No	0.0001254	Param Intra 1 of 2

Appendix III Intrawell Prediction Limits - All Results

Plant Bowen Client: Southern Company Data: Bowen LF 3-8 Printed 5/1/2026, 5:07 PM

Constituent	Well	Upper Lim.	Lower Lim.	Date	Observ.	Sig.	Bg N	%NDs	ND Adj.	Transform	Alpha	Method
pH, Field (SU)	GWC-16R	7.56	6.65	2/13/2026	7.05	No	25	0	None	No	0.0001254	Param Intra 1 of 2
pH, Field (SU)	GWC-17R	7.39	6.984	2/13/2026	7.27	No	24	0	None	No	0.0001254	Param Intra 1 of 2
pH, Field (SU)	GWC-18	7.481	5.955	2/12/2026	6.75	No	24	0	None	No	0.0001254	Param Intra 1 of 2
pH, Field (SU)	GWC-18R	7.87	7.07	2/12/2026	7.63	No	24	0	n/a	n/a	0.006247	NP Intra (normality) 1 of 2
pH, Field (SU)	GWC-19R	7.79	7.2	2/12/2026	7.72	No	25	0	n/a	n/a	0.005664	NP Intra (normality) 1 of 2
pH, Field (SU)	GWC-20R	7.983	7.249	2/12/2026	7.5	No	25	0	None	No	0.0001254	Param Intra 1 of 2
pH, Field (SU)	GWC-21R	7.472	6.572	2/17/2026	6.89	No	26	0	None	No	0.0001254	Param Intra 1 of 2
pH, Field (SU)	GWC-22R	8.226	6.449	2/13/2026	7.02	No	25	0	None	No	0.0001254	Param Intra 1 of 2
pH, Field (SU)	GWC-23R	7.863	6.631	2/13/2026	7.07	No	28	0	None	No	0.0001254	Param Intra 1 of 2
pH, Field (SU)	GWC-24R	7.996	6.799	2/12/2026	7.55	No	24	0	None	No	0.0001254	Param Intra 1 of 2
pH, Field (SU)	GWC-25R	7.986	7.106	2/13/2026	7.59	No	24	0	None	No	0.0001254	Param Intra 1 of 2
pH, Field (SU)	GWC-26	8.464	6.487	2/24/2026	7.17	No	9	0	None	No	0.0001254	Param Intra 1 of 2
pH, Field (SU)	GWC-27	8.391	6.698	3/2/2026	7.54	No	9	0	None	No	0.0001254	Param Intra 1 of 2
pH, Field (SU)	GWC-27R	8.43	6.512	3/2/2026	7.5	No	9	0	None	No	0.0001254	Param Intra 1 of 2
pH, Field (SU)	GWC-28	8.49	6.557	3/2/2026	7.59	No	9	0	None	No	0.0001254	Param Intra 1 of 2
pH, Field (SU)	GWC-29	8.178	6.884	2/26/2026	7.77	No	9	0	None	No	0.0001254	Param Intra 1 of 2
pH, Field (SU)	GWC-29R	8.324	6.276	2/26/2026	7.59	No	9	0	None	No	0.0001254	Param Intra 1 of 2
pH, Field (SU)	GWC-30	7.859	6.787	2/27/2026	7.23	No	10	0	None	No	0.0001254	Param Intra 1 of 2
pH, Field (SU)	GWC-31	7.95	6.93	2/25/2026	7.35	No	9	0	n/a	n/a	0.03619	NP Intra (normality) 1 of 2
pH, Field (SU)	GWC-31R	7.962	6.527	2/27/2026	7.44	No	9	0	None	No	0.0001254	Param Intra 1 of 2
pH, Field (SU)	GWC-32	7.627	6.027	3/2/2026	7.23	No	9	0	None	No	0.0001254	Param Intra 1 of 2
pH, Field (SU)	GWC-33R	8.195	6.861	3/3/2026	7.61	No	9	0	None	No	0.0001254	Param Intra 1 of 2
pH, Field (SU)	GWC-34	7.467	4.925	3/2/2026	6.28	No	8	0	None	No	0.0001254	Param Intra 1 of 2
pH, Field (SU)	GWC-34R	7.06	6.45	3/2/2026	6.91	No	8	0	n/a	n/a	0.04288	NP Intra (normality) 1 of 2
pH, Field (SU)	GWC-35	7.945	6.917	2/24/2026	7.34	No	9	0	None	No	0.0001254	Param Intra 1 of 2
pH, Field (SU)	GWC-36A	7.66	5.983	2/12/2026	7.08	No	7	0	None	No	0.0001254	Param Intra 1 of 2
pH, Field (SU)	GWC-36RA	7.789	6.687	2/12/2026	7.22	No	24	0	None	No	0.0001254	Param Intra 1 of 2
pH, Field (SU)	GWC-37	6.456	4.37	2/12/2026	5.01	No	24	0	None	No	0.0001254	Param Intra 1 of 2
pH, Field (SU)	**GWC-38**	**6.272**	**4.312**	**2/12/2026**	**4.31**	**Yes**	**24**	**0**	**None**	**No**	**0.0001254**	**Param Intra 1 of 2**
pH, Field (SU)	GWC-57	8.112	6.772	3/2/2026	7.49	No	9	0	None	No	0.0001254	Param Intra 1 of 2
Sulfate (mg/L)	GWA-1	2.53	n/a	2/18/2026	1.2	No	24	0	None	No	0.0002508	Param Intra 1 of 2
Sulfate (mg/L)	GWA-2	165.2	n/a	2/18/2026	49.3	No	24	0	None	No	0.0002508	Param Intra 1 of 2
Sulfate (mg/L)	GWA-2R	41.5	n/a	2/18/2026	2.1	No	24	0	n/a	n/a	0.003124	NP Intra (normality) 1 of 2
Sulfate (mg/L)	GWA-3A	7.937	n/a	2/17/2026	2.7	No	9	0	None	No	0.0002508	Param Intra 1 of 2
Sulfate (mg/L)	GWA-4RZ	28.45	n/a	2/18/2026	23.4	No	25	0	None	No	0.0002508	Param Intra 1 of 2
Sulfate (mg/L)	GWA-39RZ	17.04	n/a	2/18/2026	2.7	No	13	0	None	sqrt(x)	0.0002508	Param Intra 1 of 2
Sulfate (mg/L)	GWA-39Z	5.155	n/a	2/18/2026	1	No	17	0	None	sqrt(x)	0.0002508	Param Intra 1 of 2
Sulfate (mg/L)	GWA-40	4.2	n/a	2/16/2026	1.2	No	24	0	n/a	n/a	0.003124	NP Intra (normality) 1 of 2
Sulfate (mg/L)	GWA-41	12.98	n/a	2/16/2026	1	No	24	0	None	x^(1/3)	0.0002508	Param Intra 1 of 2
Sulfate (mg/L)	GWA-41R	13.15	n/a	2/16/2026	4.9	No	24	0	None	No	0.0002508	Param Intra 1 of 2
Sulfate (mg/L)	GWA-42	2.452	n/a	2/16/2026	1.4	No	24	0	None	No	0.0002508	Param Intra 1 of 2
Sulfate (mg/L)	GWA-43	1.96	n/a	2/16/2026	1ND	No	24	50	n/a	n/a	0.003124	NP Intra (normality) 1 of 2
Sulfate (mg/L)	GWA-43R	10.14	n/a	2/16/2026	3.4	No	24	0	None	No	0.0002508	Param Intra 1 of 2
Sulfate (mg/L)	GWA-50	1	n/a	2/17/2026	1ND	No	24	37.5	n/a	n/a	0.003124	NP Intra (normality) 1 of 2
Sulfate (mg/L)	GWA-50R	1.591	n/a	2/17/2026	0.5ND	No	24	4.167	None	No	0.0002508	Param Intra 1 of 2
Sulfate (mg/L)	GWC-16R	14.84	n/a	2/13/2026	8.7	No	24	0	None	No	0.0002508	Param Intra 1 of 2
Sulfate (mg/L)	GWC-17R	9.003	n/a	2/13/2026	8.2	No	23	0	None	No	0.0002508	Param Intra 1 of 2
Sulfate (mg/L)	GWC-18	2.577	n/a	2/12/2026	1.8	No	24	0	None	No	0.0002508	Param Intra 1 of 2
Sulfate (mg/L)	GWC-18R	3.135	n/a	2/12/2026	2.2	No	24	0	None	sqrt(x)	0.0002508	Param Intra 1 of 2
Sulfate (mg/L)	GWC-19R	4.413	n/a	2/12/2026	2.9	No	24	0	None	No	0.0002508	Param Intra 1 of 2
Sulfate (mg/L)	GWC-20R	2.069	n/a	2/12/2026	1.3	No	24	0	None	No	0.0002508	Param Intra 1 of 2
Sulfate (mg/L)	GWC-21R	16.52	n/a	2/17/2026	4.6	No	23	4.348	None	No	0.0002508	Param Intra 1 of 2
Sulfate (mg/L)	GWC-22R	2.873	n/a	2/13/2026	1.7	No	24	0	None	No	0.0002508	Param Intra 1 of 2
Sulfate (mg/L)	GWC-23R	143	n/a	2/13/2026	54.5	No	26	0	n/a	n/a	0.002667	NP Intra (normality) 1 of 2
Sulfate (mg/L)	GWC-24R	11.3	n/a	2/12/2026	2.4	No	24	0	n/a	n/a	0.003124	NP Intra (normality) 1 of 2
Sulfate (mg/L)	GWC-25R	2.406	n/a	2/13/2026	2.1	No	24	0	None	No	0.0002508	Param Intra 1 of 2
Sulfate (mg/L)	GWC-26	197.4	n/a	2/24/2026	36.6	No	9	0	None	ln(x)	0.0002508	Param Intra 1 of 2
Sulfate (mg/L)	GWC-27	30.25	n/a	3/2/2026	28.3	No	9	0	None	No	0.0002508	Param Intra 1 of 2
Sulfate (mg/L)	GWC-27R	8.659	n/a	3/2/2026	3	No	9	0	None	No	0.0002508	Param Intra 1 of 2
Sulfate (mg/L)	GWC-28	25.86	n/a	3/2/2026	6.1	No	9	0	None	No	0.0002508	Param Intra 1 of 2
Sulfate (mg/L)	GWC-29	2.365	n/a	2/26/2026	1.8	No	9	0	None	No	0.0002508	Param Intra 1 of 2
Sulfate (mg/L)	GWC-29R	8.2	n/a	2/26/2026	4.5	No	9	0	n/a	n/a	0.01809	NP Intra (normality) 1 of 2
Sulfate (mg/L)	GWC-30	8.245	n/a	2/27/2026	3.2	No	9	0	None	No	0.0002508	Param Intra 1 of 2
Sulfate (mg/L)	**GWC-31**	**4.132**	**n/a**	**2/25/2026**	**4.2**	**Yes**	**9**	**0**	**None**	**x^5**	**0.0002508**	**Param Intra 1 of 2**
Sulfate (mg/L)	GWC-31R	2.617	n/a	2/27/2026	1.7	No	9	0	None	No	0.0002508	Param Intra 1 of 2

Appendix III Intrawell Prediction Limits - All Results

Plant Bowen Client: Southern Company Data: Bowen LF 3-8 Printed 5/1/2026, 5:07 PM

Constituent	Well	Upper Lim.	Lower Lim.	Date	Observ.	Sig.	Bg N	%NDs	ND Adj.	Transform	Alpha	Method
Sulfate (mg/L)	GWC-32	9.249	n/a	3/2/2026	4.7	No	9	0	None	No	0.0002508	Param Intra 1 of 2
Sulfate (mg/L)	GWC-33R	4.811	n/a	3/3/2026	1.6	No	9	0	None	sqrt(x)	0.0002508	Param Intra 1 of 2
Sulfate (mg/L)	GWC-34	1.3	n/a	3/2/2026	0.93J	No	8	0	None	No	0.0002508	Param Intra 1 of 2
Sulfate (mg/L)	GWC-34R	4.287	n/a	3/2/2026	3	No	8	0	None	No	0.0002508	Param Intra 1 of 2
Sulfate (mg/L)	GWC-35	10.96	n/a	2/24/2026	7	No	9	0	None	No	0.0002508	Param Intra 1 of 2
Sulfate (mg/L)	GWC-36A	29.98	n/a	2/12/2026	13.6	No	7	0	None	x^4	0.0002508	Param Intra 1 of 2
Sulfate (mg/L)	GWC-36RA	32.08	n/a	2/12/2026	7.8	No	24	0	None	x^(1/3)	0.0002508	Param Intra 1 of 2
Sulfate (mg/L)	GWC-37	1	n/a	2/12/2026	1ND	No	24	37.5	n/a	n/a	0.003124	NP Intra (normality) 1 of 2
Sulfate (mg/L)	GWC-38	2.689	n/a	2/12/2026	0.5ND	No	24	4.167	None	sqrt(x)	0.0002508	Param Intra 1 of 2
Sulfate (mg/L)	GWC-57	3.772	n/a	3/2/2026	2.4	No	9	0	None	No	0.0002508	Param Intra 1 of 2
TDS (mg/L)	GWA-1	188.2	n/a	2/18/2026	144	No	24	0	None	No	0.0002508	Param Intra 1 of 2
TDS (mg/L)	GWA-2	380.5	n/a	2/18/2026	152	No	24	4.167	None	No	0.0002508	Param Intra 1 of 2
TDS (mg/L)	GWA-2R	245.1	n/a	2/18/2026	89	No	24	0	None	No	0.0002508	Param Intra 1 of 2
TDS (mg/L)	GWA-3A	187.6	n/a	2/17/2026	57	No	9	0	None	No	0.0002508	Param Intra 1 of 2
TDS (mg/L)	GWA-4RZ	394.5	n/a	2/18/2026	248	No	24	0	None	ln(x)	0.0002508	Param Intra 1 of 2
TDS (mg/L)	GWA-39RZ	237.1	n/a	2/18/2026	143	No	22	0	None	No	0.0002508	Param Intra 1 of 2
TDS (mg/L)	GWA-39Z	159.9	n/a	2/18/2026	71	No	24	0	None	No	0.0002508	Param Intra 1 of 2
TDS (mg/L)	GWA-40	213.2	n/a	2/16/2026	73	No	24	0	None	x^(1/3)	0.0002508	Param Intra 1 of 2
TDS (mg/L)	GWA-41	192.4	n/a	2/16/2026	54	No	24	0	None	No	0.0002508	Param Intra 1 of 2
TDS (mg/L)	GWA-41R	256.1	n/a	2/16/2026	182	No	24	0	None	No	0.0002508	Param Intra 1 of 2
TDS (mg/L)	GWA-42	207	n/a	2/16/2026	166	No	24	0	None	sqrt(x)	0.0002508	Param Intra 1 of 2
TDS (mg/L)	GWA-43	92.66	n/a	2/16/2026	25ND	No	24	20.83	Kaplan-Meier	sqrt(x)	0.0002508	Param Intra 1 of 2
TDS (mg/L)	GWA-43R	192.8	n/a	2/16/2026	151	No	24	0	None	No	0.0002508	Param Intra 1 of 2
TDS (mg/L)	GWA-50	41.77	n/a	2/17/2026	25ND	No	23	39.13	Kaplan-Meier	No	0.0002508	Param Intra 1 of 2
TDS (mg/L)	GWA-50R	96.39	n/a	2/17/2026	25ND	No	24	33.33	Kaplan-Meier	sqrt(x)	0.0002508	Param Intra 1 of 2
TDS (mg/L)	GWC-16R	392.1	n/a	2/13/2026	333	No	25	0	None	No	0.0002508	Param Intra 1 of 2
TDS (mg/L)	GWC-17R	382.3	n/a	2/13/2026	293	No	24	0	None	No	0.0002508	Param Intra 1 of 2
TDS (mg/L)	GWC-18	169.9	n/a	2/12/2026	112	No	24	0	None	No	0.0002508	Param Intra 1 of 2
TDS (mg/L)	GWC-18R	186.2	n/a	2/12/2026	137	No	24	0	None	No	0.0002508	Param Intra 1 of 2
TDS (mg/L)	GWC-19R	220.2	n/a	2/12/2026	148	No	24	0	None	No	0.0002508	Param Intra 1 of 2
TDS (mg/L)	GWC-20R	257.3	n/a	2/12/2026	213	No	25	0	None	x^2	0.0002508	Param Intra 1 of 2
TDS (mg/L)	GWC-21R	385	n/a	2/17/2026	290	No	24	0	n/a	n/a	0.003124	NP Intra (normality) 1 of 2
TDS (mg/L)	GWC-22R	196.9	n/a	2/13/2026	162	No	23	0	None	No	0.0002508	Param Intra 1 of 2
TDS (mg/L)	GWC-23R	489.5	n/a	2/13/2026	382	No	18	0	None	ln(x)	0.0002508	Param Intra 1 of 2
TDS (mg/L)	GWC-24R	248	n/a	2/12/2026	149	No	24	0	n/a	n/a	0.003124	NP Intra (normality) 1 of 2
TDS (mg/L)	GWC-25R	195	n/a	2/13/2026	151	No	24	0	None	x^2	0.0002508	Param Intra 1 of 2
TDS (mg/L)	**GWC-26**	**286.6**	**n/a**	**2/24/2026**	**316**	**Yes**	**8**	**0**	**None**	**No**	**0.0002508**	**Param Intra 1 of 2**
TDS (mg/L)	GWC-27	221.6	n/a	3/2/2026	195	No	9	0	None	No	0.0002508	Param Intra 1 of 2
TDS (mg/L)	GWC-27R	220	n/a	3/2/2026	150	No	9	0	None	No	0.0002508	Param Intra 1 of 2
TDS (mg/L)	GWC-28	233	n/a	3/2/2026	157	No	9	0	None	No	0.0002508	Param Intra 1 of 2
TDS (mg/L)	GWC-29	225.1	n/a	2/26/2026	146	No	9	0	None	No	0.0002508	Param Intra 1 of 2
TDS (mg/L)	GWC-29R	182.4	n/a	2/26/2026	155	No	9	0	None	No	0.0002508	Param Intra 1 of 2
TDS (mg/L)	GWC-30	246.7	n/a	2/27/2026	242	No	9	0	None	No	0.0002508	Param Intra 1 of 2
TDS (mg/L)	GWC-31	263	n/a	2/25/2026	198	No	9	0	None	x^2	0.0002508	Param Intra 1 of 2
TDS (mg/L)	GWC-31R	200	n/a	2/27/2026	192	No	9	0	n/a	n/a	0.01809	NP Intra (normality) 1 of 2
TDS (mg/L)	GWC-32	273.2	n/a	3/2/2026	219	No	9	0	None	No	0.0002508	Param Intra 1 of 2
TDS (mg/L)	GWC-33R	154.7	n/a	3/3/2026	120	No	9	0	None	No	0.0002508	Param Intra 1 of 2
TDS (mg/L)	GWC-34	283.9	n/a	3/2/2026	112	No	8	0	None	sqrt(x)	0.0002508	Param Intra 1 of 2
TDS (mg/L)	GWC-34R	319.8	n/a	3/2/2026	202	No	8	0	None	No	0.0002508	Param Intra 1 of 2
TDS (mg/L)	GWC-35	275.9	n/a	2/24/2026	258	No	9	0	None	No	0.0002508	Param Intra 1 of 2
TDS (mg/L)	GWC-36A	273	n/a	2/12/2026	224	No	7	0	None	No	0.0002508	Param Intra 1 of 2
TDS (mg/L)	GWC-36RA	279.7	n/a	2/12/2026	203	No	24	0	None	No	0.0002508	Param Intra 1 of 2
TDS (mg/L)	GWC-37	33.39	n/a	2/12/2026	27	No	22	40.91	Kaplan-Meier	No	0.0002508	Param Intra 1 of 2
TDS (mg/L)	GWC-38	126.6	n/a	2/12/2026	40	No	24	20.83	Kaplan-Meier	ln(x)	0.0002508	Param Intra 1 of 2
TDS (mg/L)	GWC-57	199	n/a	3/2/2026	168	No	9	0	None	x^2	0.0002508	Param Intra 1 of 2

Sanitas™ v.10.1.06e Software licensed to Groundwater Stats Consulting. UG
Hollow symbols indicate censored values.

Within Limit

Prediction Limit

Intrawell Non-parametric

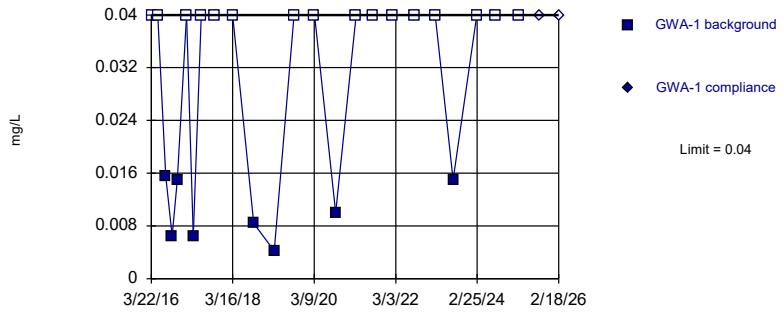

Non-parametric test used in lieu of parametric prediction limit because censored data exceeded 50%. Limit is highest of 24 background values. 66.67% NDs. Well-constituent pair annual alpha = 0.006238. Individual comparison alpha = 0.003124 (1 of 2).

Constituent: Boron Analysis Run 5/1/2026 4:58 PM View: Appendix III Intrawell
Plant Bowen Client: Southern Company Data: Bowen LF 3-8

Sanitas™ v.10.1.06e Software licensed to Groundwater Stats Consulting. UG
Hollow symbols indicate censored values.

Within Limit

Prediction Limit

Intrawell Non-parametric

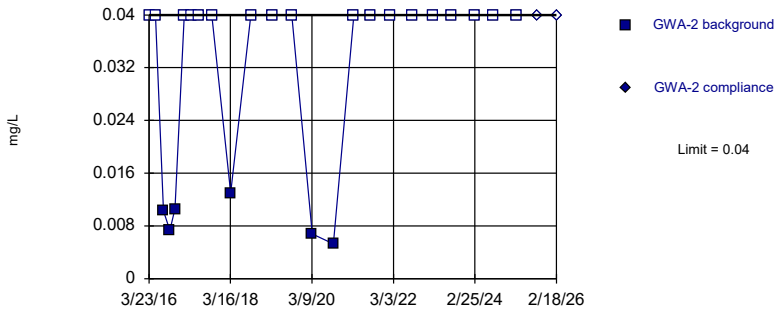

Non-parametric test used in lieu of parametric prediction limit because censored data exceeded 50%. Limit is highest of 24 background values. 75% NDs. Well-constituent pair annual alpha = 0.006238. Individual comparison alpha = 0.003124 (1 of 2).

Constituent: Boron Analysis Run 5/1/2026 4:58 PM View: Appendix III Intrawell
Plant Bowen Client: Southern Company Data: Bowen LF 3-8

Sanitas™ v.10.1.06e Software licensed to Groundwater Stats Consulting. UG
Hollow symbols indicate censored values.

Within Limit

Prediction Limit

Intrawell Non-parametric

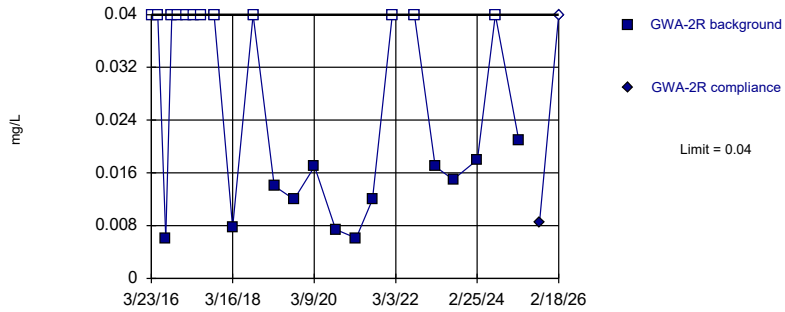

Non-parametric test used in lieu of parametric prediction limit because the Shapiro Wilk normality test showed the data to be non-normal at the 0.01 alpha level. Limit is highest of 24 background values. 50% NDs. Well-constituent pair annual alpha = 0.006238. Individual comparison alpha = 0.003124 (1 of 2).

Constituent: Boron Analysis Run 5/1/2026 4:58 PM View: Appendix III Intrawell
Plant Bowen Client: Southern Company Data: Bowen LF 3-8

Sanitas™ v.10.1.06e Software licensed to Groundwater Stats Consulting. UG
Hollow symbols indicate censored values.

Within Limit

Prediction Limit

Intrawell Non-parametric

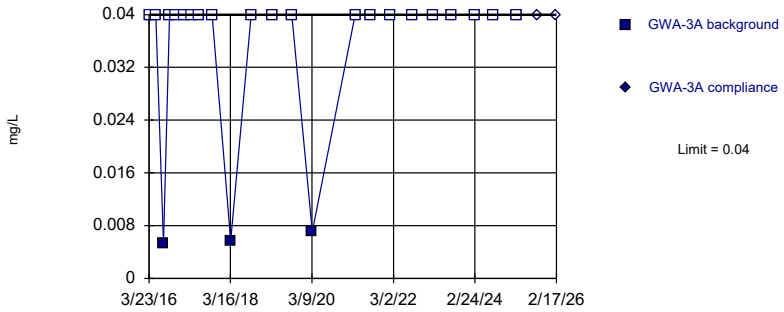

Non-parametric test used in lieu of parametric prediction limit because censored data exceeded 50%. Limit is highest of 23 background values. 86.96% NDs. Well-constituent pair annual alpha = 0.006819. Individual comparison alpha = 0.003415 (1 of 2).

Constituent: Boron Analysis Run 5/1/2026 4:58 PM View: Appendix III Intrawell
Plant Bowen Client: Southern Company Data: Bowen LF 3-8

Sanitas™ v.10.1.06e Software licensed to Groundwater Stats Consulting. UG
Hollow symbols indicate censored values.

Within Limit

Prediction Limit

Intrawell Non-parametric

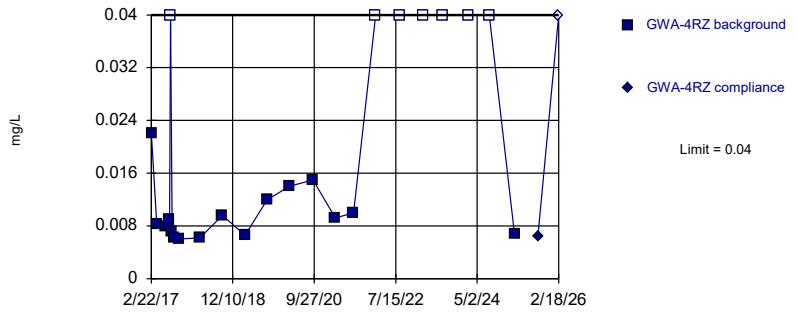

Non-parametric test used in lieu of parametric prediction limit because the Shapiro Wilk normality test showed the data to be non-normal at the 0.01 alpha level. Limit is highest of 24 background values. 29.17% NDs. Well-constituent pair annual alpha = 0.006238. Individual comparison alpha = 0.003124 (1 of 2).

Constituent: Boron Analysis Run 5/1/2026 4:58 PM View: Appendix III Intrawell
Plant Bowen Client: Southern Company Data: Bowen LF 3-8

Sanitas™ v.10.1.06e Software licensed to Groundwater Stats Consulting. UG
Hollow symbols indicate censored values.

Within Limit

Prediction Limit

Intrawell Non-parametric

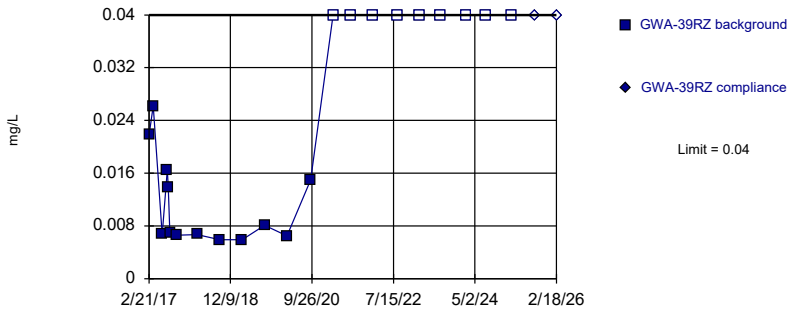

Non-parametric test used in lieu of parametric prediction limit because the Shapiro Wilk normality test showed the data to be non-normal at the 0.01 alpha level. Limit is highest of 22 background values. 40.91% NDs. Well-constituent pair annual alpha = 0.007401. Individual comparison alpha = 0.003707 (1 of 2).

Constituent: Boron Analysis Run 5/1/2026 4:58 PM View: Appendix III Intrawell
Plant Bowen Client: Southern Company Data: Bowen LF 3-8

Sanitas™ v.10.1.06e Software licensed to Groundwater Stats Consulting. UG
Hollow symbols indicate censored values.

Within Limit

Prediction Limit

Intrawell Non-parametric

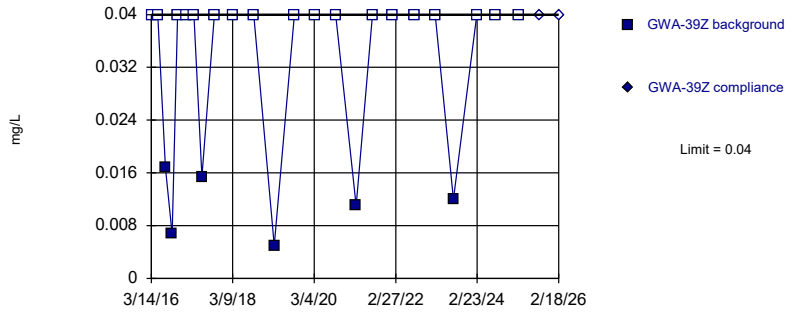

Non-parametric test used in lieu of parametric prediction limit because censored data exceeded 50%. Limit is highest of 24 background values. 75% NDs. Well-constituent pair annual alpha = 0.006238. Individual comparison alpha = 0.003124 (1 of 2).

Constituent: Boron Analysis Run 5/1/2026 4:58 PM View: Appendix III Intrawell
Plant Bowen Client: Southern Company Data: Bowen LF 3-8

Sanitas™ v.10.1.06e Software licensed to Groundwater Stats Consulting. UG
Hollow symbols indicate censored values.

Within Limit

Prediction Limit

Intrawell Non-parametric

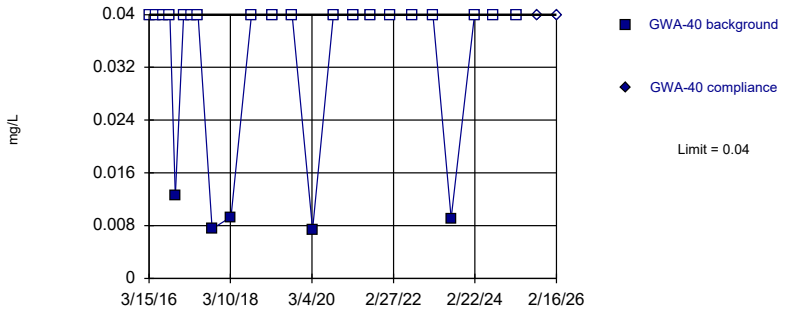

Non-parametric test used in lieu of parametric prediction limit because censored data exceeded 50%. Limit is highest of 24 background values. 79.17% NDs. Well-constituent pair annual alpha = 0.006238. Individual comparison alpha = 0.003124 (1 of 2).

Constituent: Boron Analysis Run 5/1/2026 4:58 PM View: Appendix III Intrawell
Plant Bowen Client: Southern Company Data: Bowen LF 3-8

Sanitas™ v.10.1.06e Software licensed to Groundwater Stats Consulting. UG
Hollow symbols indicate censored values.

Within Limit

Prediction Limit

Intrawell Non-parametric

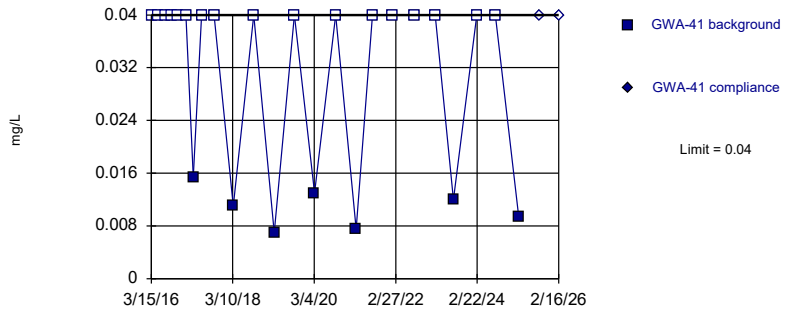

Non-parametric test used in lieu of parametric prediction limit because censored data exceeded 50%. Limit is highest of 24 background values. 70.83% NDs. Well-constituent pair annual alpha = 0.006238. Individual comparison alpha = 0.003124 (1 of 2).

Constituent: Boron Analysis Run 5/1/2026 4:58 PM View: Appendix III Intrawell
Plant Bowen Client: Southern Company Data: Bowen LF 3-8

Sanitas™ v.10.1.06e Software licensed to Groundwater Stats Consulting. UG
Hollow symbols indicate censored values.

Within Limit

Prediction Limit

Intrawell Non-parametric

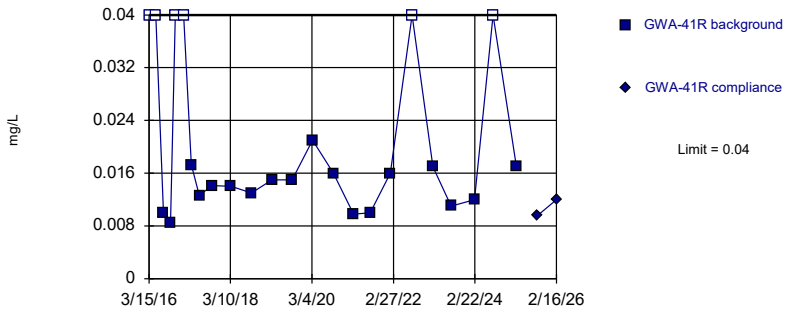

Non-parametric test used in lieu of parametric prediction limit because the Shapiro Wilk normality test showed the data to be non-normal at the 0.01 alpha level. Limit is highest of 24 background values. 25% NDs. Well-constituent pair annual alpha = 0.006238. Individual comparison alpha = 0.003124 (1 of 2).

Constituent: Boron Analysis Run 5/1/2026 4:59 PM View: Appendix III Intrawell
Plant Bowen Client: Southern Company Data: Bowen LF 3-8

Sanitas™ v.10.1.06e Software licensed to Groundwater Stats Consulting. UG
Hollow symbols indicate censored values.

Within Limit

Prediction Limit

Intrawell Non-parametric

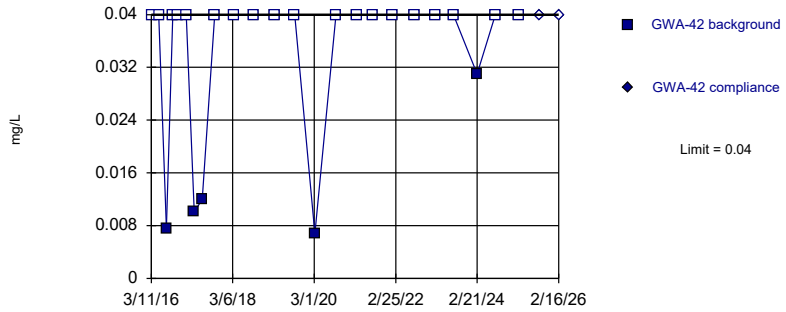

Non-parametric test used in lieu of parametric prediction limit because censored data exceeded 50%. Limit is highest of 24 background values. 79.17% NDs. Well-constituent pair annual alpha = 0.006238. Individual comparison alpha = 0.003124 (1 of 2).

Constituent: Boron Analysis Run 5/1/2026 4:59 PM View: Appendix III Intrawell
Plant Bowen Client: Southern Company Data: Bowen LF 3-8

Sanitas™ v.10.1.06e Software licensed to Groundwater Stats Consulting. UG
Hollow symbols indicate censored values.

Within Limit

Prediction Limit

Intrawell Non-parametric

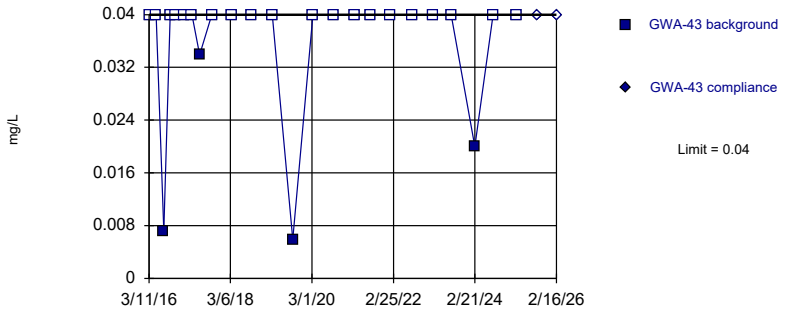

Non-parametric test used in lieu of parametric prediction limit because censored data exceeded 50%. Limit is highest of 24 background values. 83.33% NDs. Well-constituent pair annual alpha = 0.006238. Individual comparison alpha = 0.003124 (1 of 2).

Constituent: Boron Analysis Run 5/1/2026 4:59 PM View: Appendix III Intrawell
Plant Bowen Client: Southern Company Data: Bowen LF 3-8

Sanitas™ v.10.1.06e Software licensed to Groundwater Stats Consulting. UG
Hollow symbols indicate censored values.

Within Limit

Prediction Limit

Intrawell Parametric

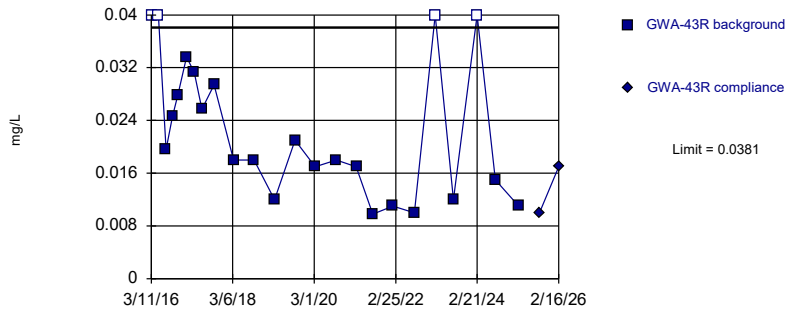

Background Data Summary (after Kaplan-Meier Adjustment): Mean=0.01803, Std. Dev.=0.007925, n=24, 16.67% NDs. Normality test: Shapiro Wilk @alpha = 0.01, calculated = 0.8931, critical = 0.884. Kappa = 2.533 (c=7, w=30, 1 of 2, event alpha = 0.05132). Report alpha = 0.0002508.

Constituent: Boron Analysis Run 5/1/2026 4:59 PM View: Appendix III Intrawell

Plant Bowen Client: Southern Company Data: Bowen LF 3-8

Sanitas™ v.10.1.06e Software licensed to Groundwater Stats Consulting. UG
Hollow symbols indicate censored values.

Within Limit

Prediction Limit

Intrawell Non-parametric

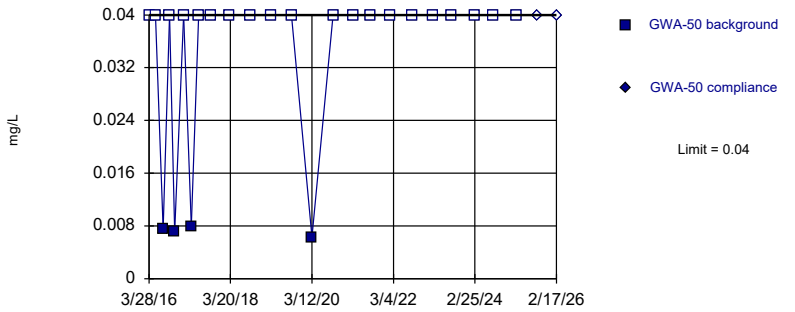

Non-parametric test used in lieu of parametric prediction limit because censored data exceeded 50%. Limit is highest of 24 background values. 83.33% NDs. Well-constituent pair annual alpha = 0.006238. Individual comparison alpha = 0.003124 (1 of 2).

Constituent: Boron Analysis Run 5/1/2026 4:59 PM View: Appendix III Intrawell

Plant Bowen Client: Southern Company Data: Bowen LF 3-8

Sanitas™ v.10.1.06e Software licensed to Groundwater Stats Consulting. UG
Hollow symbols indicate censored values.

Within Limit

Prediction Limit

Intrawell Non-parametric

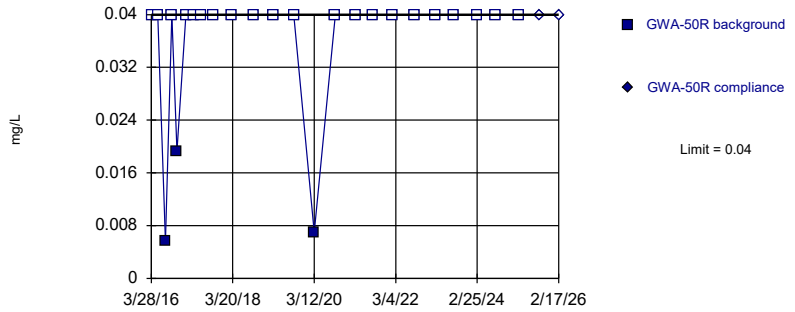

Non-parametric test used in lieu of parametric prediction limit because censored data exceeded 50%. Limit is highest of 24 background values. 87.5% NDs. Well-constituent pair annual alpha = 0.006238. Individual comparison alpha = 0.003124 (1 of 2).

Constituent: Boron Analysis Run 5/1/2026 4:59 PM View: Appendix III Intrawell

Plant Bowen Client: Southern Company Data: Bowen LF 3-8

Sanitas™ v.10.1.06e Software licensed to Groundwater Stats Consulting. UG
Hollow symbols indicate censored values.

Within Limit

Prediction Limit

Intrawell Non-parametric

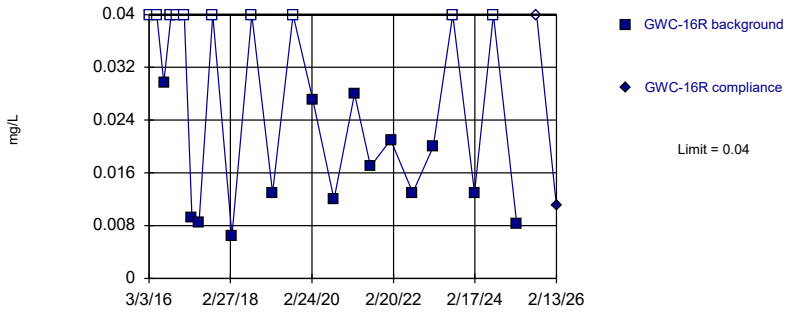

Non-parametric test used in lieu of parametric prediction limit because the Shapiro Wilk normality test showed the data to be non-normal at the 0.01 alpha level. Limit is highest of 24 background values. 41.67% NDs. Well-constituent pair annual alpha = 0.006238. Individual comparison alpha = 0.003124 (1 of 2).

Constituent: Boron Analysis Run 5/1/2026 4:59 PM View: Appendix III Intrawell

Plant Bowen Client: Southern Company Data: Bowen LF 3-8

Sanitas™ v.10.1.06e Software licensed to Groundwater Stats Consulting. UG
Hollow symbols indicate censored values.

Within Limit

Prediction Limit

Intrawell Non-parametric

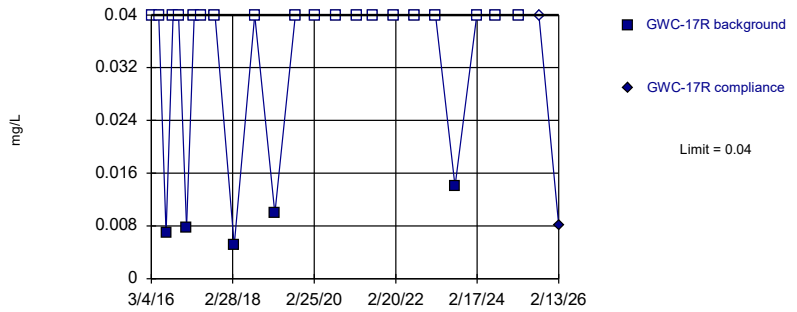

Non-parametric test used in lieu of parametric prediction limit because censored data exceeded 50%. Limit is highest of 24 background values. 79.17% NDs. Well-constituent pair annual alpha = 0.006238. Individual comparison alpha = 0.003124 (1 of 2).

Constituent: Boron Analysis Run 5/1/2026 4:59 PM View: Appendix III Intrawell
Plant Bowen Client: Southern Company Data: Bowen LF 3-8

Sanitas™ v.10.1.06e Software licensed to Groundwater Stats Consulting. UG
Hollow symbols indicate censored values.

Within Limit

Prediction Limit

Intrawell Non-parametric

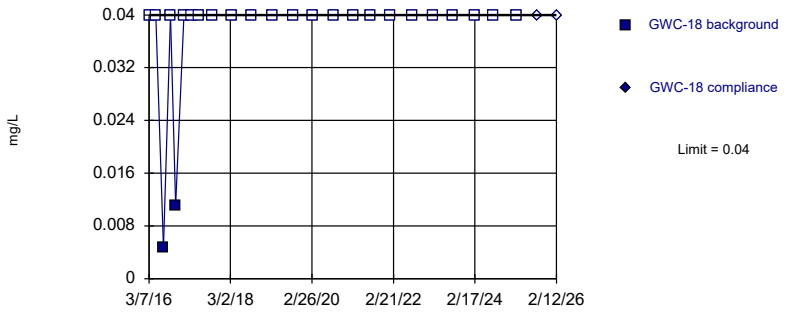

Non-parametric test used in lieu of parametric prediction limit because censored data exceeded 50%. Limit is highest of 24 background values. 91.67% NDs. Well-constituent pair annual alpha = 0.006238. Individual comparison alpha = 0.003124 (1 of 2).

Constituent: Boron Analysis Run 5/1/2026 4:59 PM View: Appendix III Intrawell
Plant Bowen Client: Southern Company Data: Bowen LF 3-8

Sanitas™ v.10.1.06e Software licensed to Groundwater Stats Consulting. UG
Hollow symbols indicate censored values.

Within Limit

Prediction Limit

Intrawell Non-parametric

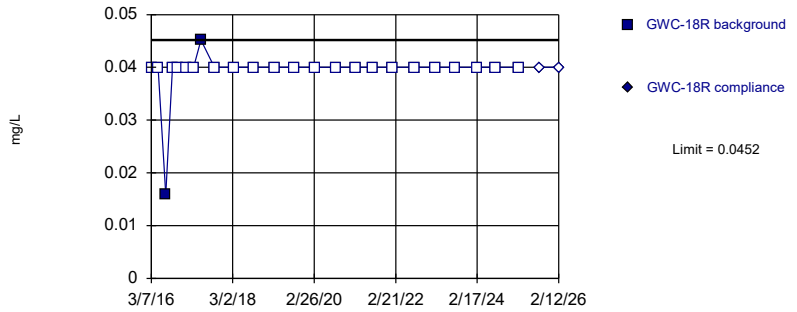

Non-parametric test used in lieu of parametric prediction limit because censored data exceeded 50%. Limit is highest of 24 background values. 91.67% NDs. Well-constituent pair annual alpha = 0.006238. Individual comparison alpha = 0.003124 (1 of 2).

Constituent: Boron Analysis Run 5/1/2026 4:59 PM View: Appendix III Intrawell
Plant Bowen Client: Southern Company Data: Bowen LF 3-8

Sanitas™ v.10.1.06e Software licensed to Groundwater Stats Consulting. UG
Hollow symbols indicate censored values.

Within Limit

Prediction Limit

Intrawell Non-parametric

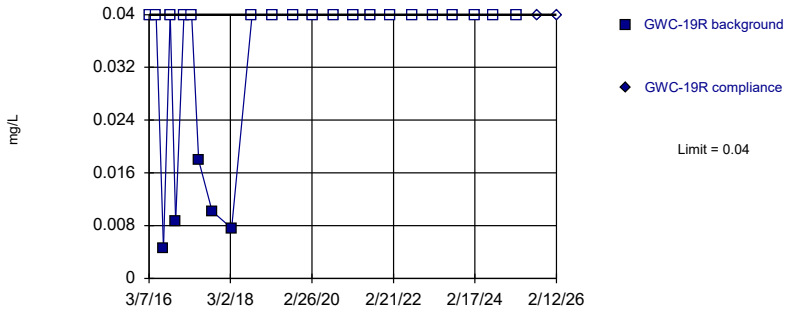

Non-parametric test used in lieu of parametric prediction limit because censored data exceeded 50%. Limit is highest of 24 background values. 79.17% NDs. Well-constituent pair annual alpha = 0.006238. Individual comparison alpha = 0.003124 (1 of 2).

Constituent: Boron Analysis Run 5/1/2026 4:59 PM View: Appendix III Intrawell
Plant Bowen Client: Southern Company Data: Bowen LF 3-8

Sanitas™ v.10.1.06e Software licensed to Groundwater Stats Consulting. UG
Hollow symbols indicate censored values.

Within Limit

Prediction Limit

Intrawell Non-parametric

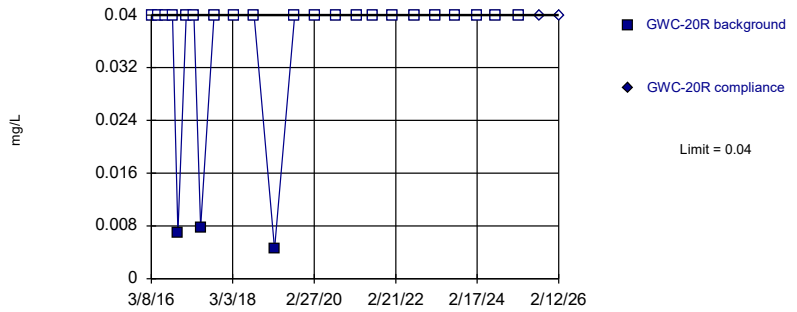

Non-parametric test used in lieu of parametric prediction limit because censored data exceeded 50%. Limit is highest of 24 background values. 87.5% NDs. Well-constituent pair annual alpha = 0.006238. Individual comparison alpha = 0.003124 (1 of 2).

Constituent: Boron Analysis Run 5/1/2026 4:59 PM View: Appendix III Intrawell
Plant Bowen Client: Southern Company Data: Bowen LF 3-8

Sanitas™ v.10.1.06e Software licensed to Groundwater Stats Consulting. UG
Hollow symbols indicate censored values.

Within Limit

Prediction Limit

Intrawell Non-parametric

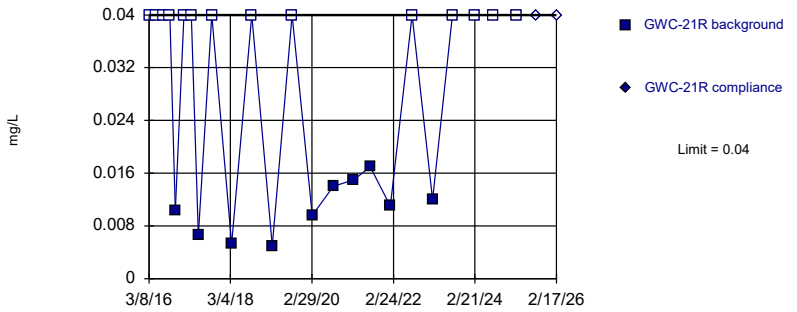

Non-parametric test used in lieu of parametric prediction limit because censored data exceeded 50%. Limit is highest of 24 background values. 58.33% NDs. Well-constituent pair annual alpha = 0.006238. Individual comparison alpha = 0.003124 (1 of 2).

Constituent: Boron Analysis Run 5/1/2026 4:59 PM View: Appendix III Intrawell
Plant Bowen Client: Southern Company Data: Bowen LF 3-8

Sanitas™ v.10.1.06e Software licensed to Groundwater Stats Consulting. UG
Hollow symbols indicate censored values.

Within Limit

Prediction Limit

Intrawell Non-parametric

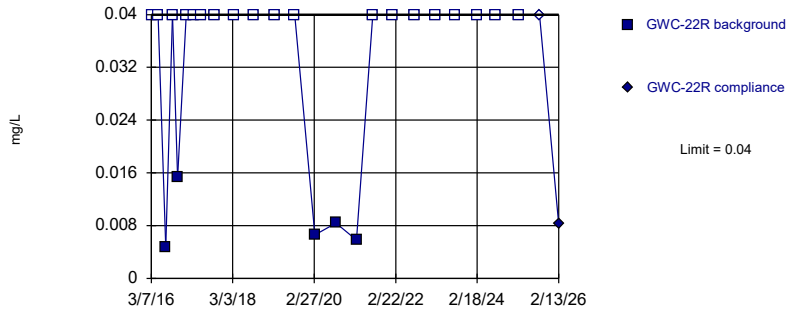

Non-parametric test used in lieu of parametric prediction limit because censored data exceeded 50%. Limit is highest of 24 background values. 79.17% NDs. Well-constituent pair annual alpha = 0.006238. Individual comparison alpha = 0.003124 (1 of 2).

Constituent: Boron Analysis Run 5/1/2026 4:59 PM View: Appendix III Intrawell
Plant Bowen Client: Southern Company Data: Bowen LF 3-8

Sanitas™ v.10.1.06e Software licensed to Groundwater Stats Consulting. UG
Hollow symbols indicate censored values.

Within Limit

Prediction Limit

Intrawell Non-parametric

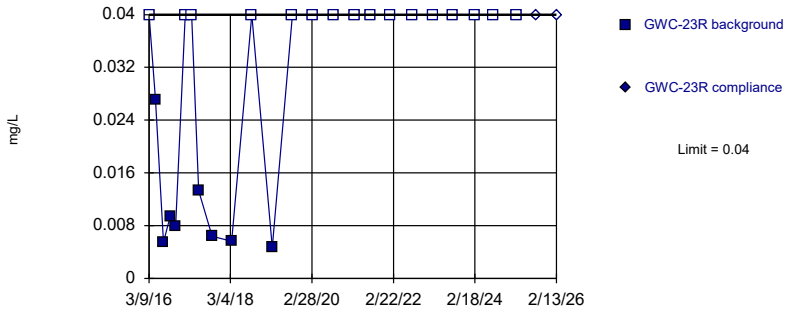

Non-parametric test used in lieu of parametric prediction limit because censored data exceeded 50%. Limit is highest of 24 background values. 66.67% NDs. Well-constituent pair annual alpha = 0.006238. Individual comparison alpha = 0.003124 (1 of 2).

Constituent: Boron Analysis Run 5/1/2026 4:59 PM View: Appendix III Intrawell
Plant Bowen Client: Southern Company Data: Bowen LF 3-8

Sanitas™ v.10.1.06e Software licensed to Groundwater Stats Consulting. UG
Hollow symbols indicate censored values.

Within Limit

Prediction Limit

Intrawell Non-parametric

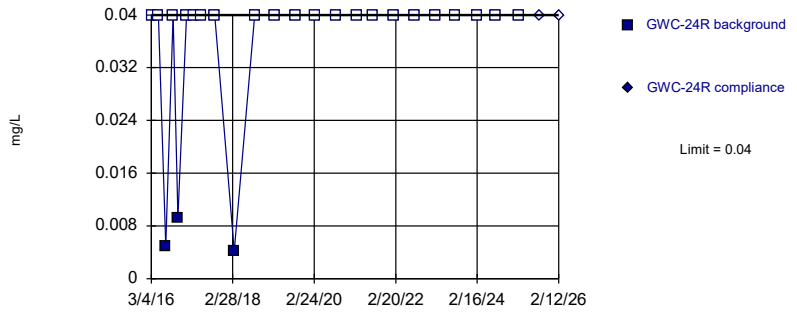

Non-parametric test used in lieu of parametric prediction limit because censored data exceeded 50%. Limit is highest of 24 background values. 87.5% NDs. Well-constituent pair annual alpha = 0.006238. Individual comparison alpha = 0.003124 (1 of 2).

Constituent: Boron Analysis Run 5/1/2026 4:59 PM View: Appendix III Intrawell

Plant Bowen Client: Southern Company Data: Bowen LF 3-8

Sanitas™ v.10.1.06e Software licensed to Groundwater Stats Consulting. UG
Hollow symbols indicate censored values.

Within Limit

Prediction Limit

Intrawell Non-parametric

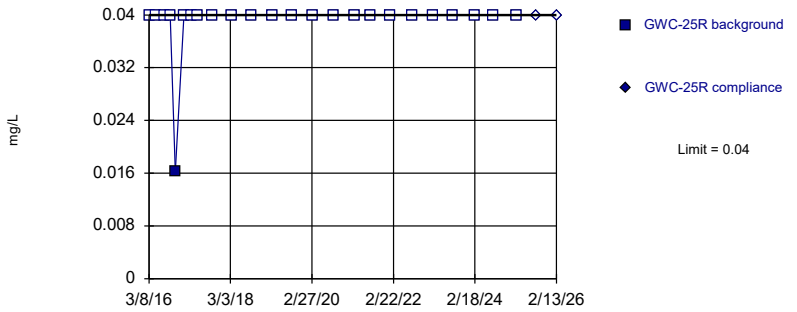

Non-parametric test used in lieu of parametric prediction limit because censored data exceeded 50%. Limit is highest of 24 background values. 95.83% NDs. Well-constituent pair annual alpha = 0.006238. Individual comparison alpha = 0.003124 (1 of 2).

Constituent: Boron Analysis Run 5/1/2026 4:59 PM View: Appendix III Intrawell

Plant Bowen Client: Southern Company Data: Bowen LF 3-8

Sanitas™ v.10.1.06e Software licensed to Groundwater Stats Consulting. UG

Within Limit

Prediction Limit

Intrawell Parametric

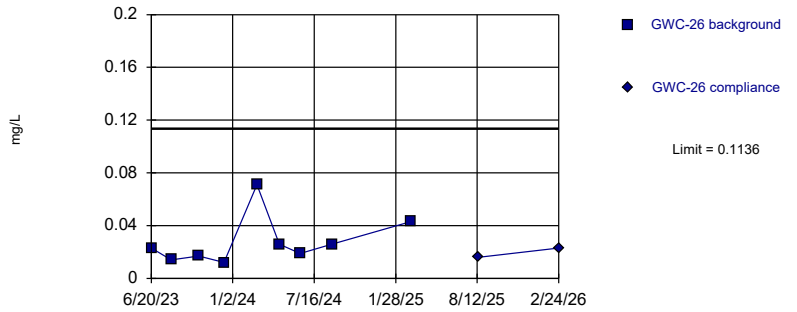

Background Data Summary (based on square root transformation): Mean=0.1605, Std. Dev.=0.04912, n=9. Normality test: Shapiro Wilk @alpha = 0.1, calculated = 0.8702, critical = 0.859. Kappa = 3.596 (c=7, w=30, 1 of 2, event alpha = 0.05132). Report alpha = 0.0002508.

Constituent: Boron Analysis Run 5/1/2026 4:59 PM View: Appendix III Intrawell

Plant Bowen Client: Southern Company Data: Bowen LF 3-8

Sanitas™ v.10.1.06e Software licensed to Groundwater Stats Consulting. UG
Hollow symbols indicate censored values.

Within Limit

Prediction Limit

Intrawell Non-parametric

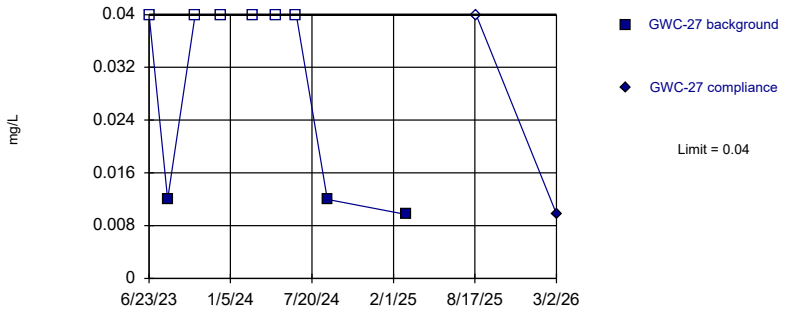

Non-parametric test used in lieu of parametric prediction limit because censored data exceeded 50%. Limit is highest of 9 background values. 66.67% NDs. Well-constituent pair annual alpha = 0.03586. Individual comparison alpha = 0.01809 (1 of 2).

Constituent: Boron Analysis Run 5/1/2026 4:59 PM View: Appendix III Intrawell

Plant Bowen Client: Southern Company Data: Bowen LF 3-8

Sanitas™ v.10.1.06e Software licensed to Groundwater Stats Consulting. UG
Hollow symbols indicate censored values.

Within Limit

Prediction Limit

Intrawell Non-parametric

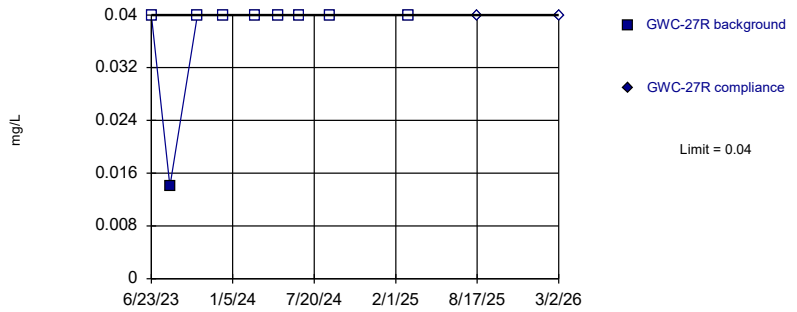

Non-parametric test used in lieu of parametric prediction limit because censored data exceeded 50%. Limit is highest of 9 background values. 88.89% NDs. Well-constituent pair annual alpha = 0.03586. Individual comparison alpha = 0.01809 (1 of 2).

Constituent: Boron Analysis Run 5/1/2026 4:59 PM View: Appendix III Intrawell
Plant Bowen Client: Southern Company Data: Bowen LF 3-8

Sanitas™ v.10.1.06e Software licensed to Groundwater Stats Consulting. UG
Hollow symbols indicate censored values.

Within Limit

Prediction Limit

Intrawell Non-parametric

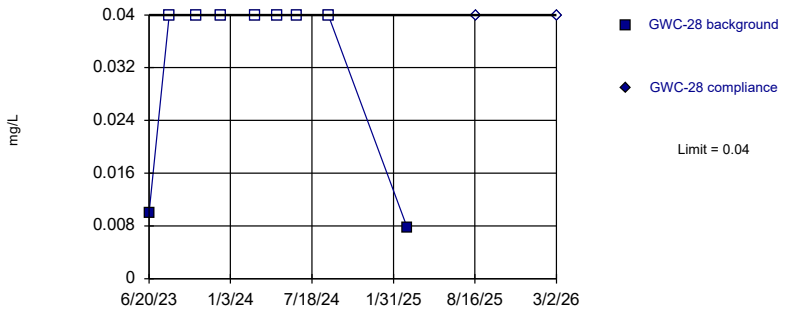

Non-parametric test used in lieu of parametric prediction limit because censored data exceeded 50%. Limit is highest of 9 background values. 77.78% NDs. Well-constituent pair annual alpha = 0.03586. Individual comparison alpha = 0.01809 (1 of 2).

Constituent: Boron Analysis Run 5/1/2026 4:59 PM View: Appendix III Intrawell
Plant Bowen Client: Southern Company Data: Bowen LF 3-8

Sanitas™ v.10.1.06e Software licensed to Groundwater Stats Consulting. UG
Hollow symbols indicate censored values.

Within Limit

Prediction Limit

Intrawell Non-parametric

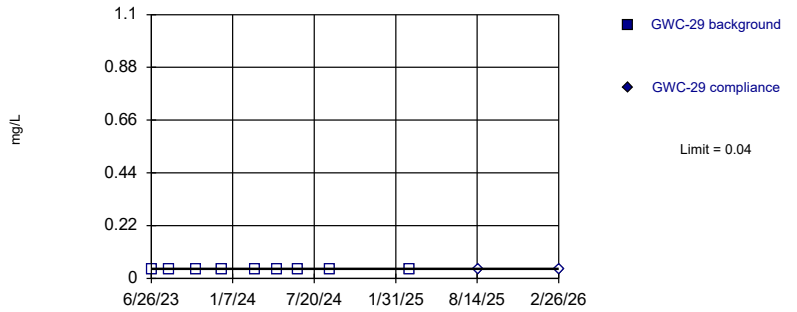

Non-parametric test used in lieu of parametric prediction limit because censored data exceeded 50%. All background values (n = 9) were censored; limit is most recent reporting limit. Well-constituent pair annual alpha = 0.03586. Individual comparison alpha = 0.01809 (1 of 2).

Constituent: Boron Analysis Run 5/1/2026 4:59 PM View: Appendix III Intrawell
Plant Bowen Client: Southern Company Data: Bowen LF 3-8

Sanitas™ v.10.1.06e Software licensed to Groundwater Stats Consulting. UG
Hollow symbols indicate censored values.

Within Limit

Prediction Limit

Intrawell Non-parametric

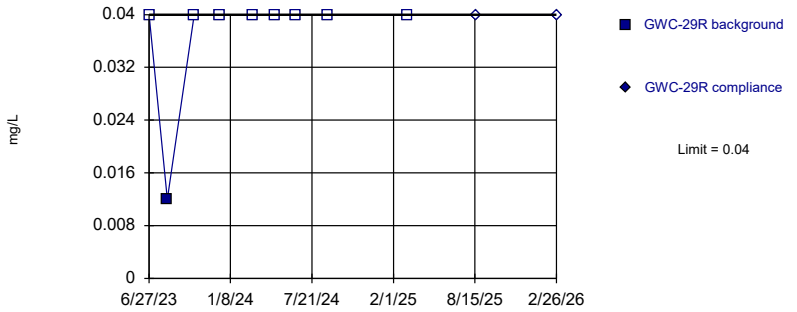

Non-parametric test used in lieu of parametric prediction limit because censored data exceeded 50%. Limit is highest of 9 background values. 88.89% NDs. Well-constituent pair annual alpha = 0.03586. Individual comparison alpha = 0.01809 (1 of 2).

Constituent: Boron Analysis Run 5/1/2026 4:59 PM View: Appendix III Intrawell
Plant Bowen Client: Southern Company Data: Bowen LF 3-8

Sanitas™ v.10.1.06e Software licensed to Groundwater Stats Consulting. UG
Hollow symbols indicate censored values.

Within Limit

Prediction Limit

Intrawell Non-parametric

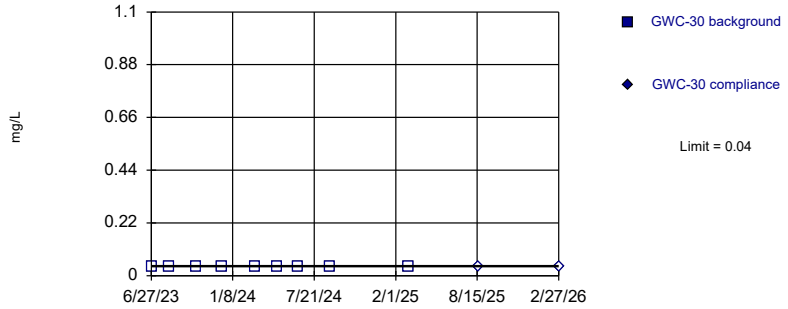

Non-parametric test used in lieu of parametric prediction limit because censored data exceeded 50%. All background values (n = 9) were censored; limit is most recent reporting limit. Well-constituent pair annual alpha = 0.03586. Individual comparison alpha = 0.01809 (1 of 2).

Constituent: Boron Analysis Run 5/1/2026 4:59 PM View: Appendix III Intrawell

Plant Bowen Client: Southern Company Data: Bowen LF 3-8

Sanitas™ v.10.1.06e Software licensed to Groundwater Stats Consulting. UG
Hollow symbols indicate censored values.

Within Limit

Prediction Limit

Intrawell Non-parametric

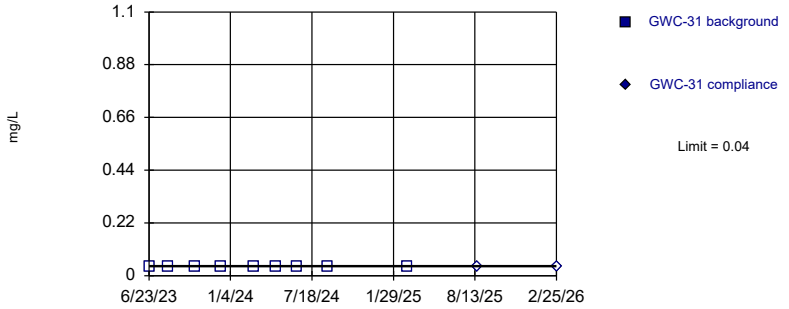

Non-parametric test used in lieu of parametric prediction limit because censored data exceeded 50%. All background values (n = 9) were censored; limit is most recent reporting limit. Well-constituent pair annual alpha = 0.03586. Individual comparison alpha = 0.01809 (1 of 2).

Constituent: Boron Analysis Run 5/1/2026 4:59 PM View: Appendix III Intrawell

Plant Bowen Client: Southern Company Data: Bowen LF 3-8

Sanitas™ v.10.1.06e Software licensed to Groundwater Stats Consulting. UG
Hollow symbols indicate censored values.

Within Limit

Prediction Limit

Intrawell Non-parametric

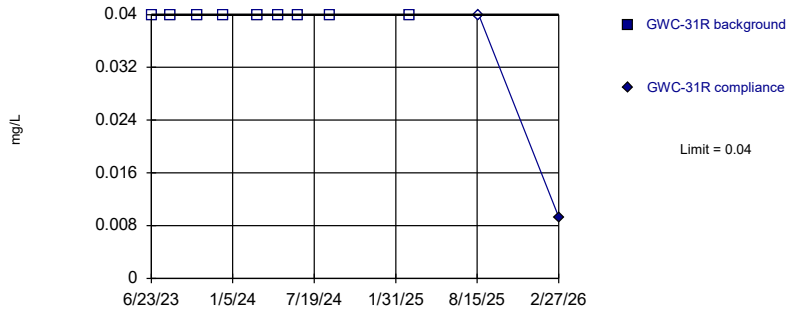

Non-parametric test used in lieu of parametric prediction limit because censored data exceeded 50%. All background values (n = 9) were censored; limit is most recent reporting limit. Well-constituent pair annual alpha = 0.03586. Individual comparison alpha = 0.01809 (1 of 2).

Constituent: Boron Analysis Run 5/1/2026 4:59 PM View: Appendix III Intrawell

Plant Bowen Client: Southern Company Data: Bowen LF 3-8

Sanitas™ v.10.1.06e Software licensed to Groundwater Stats Consulting. UG
Hollow symbols indicate censored values.

Within Limit

Prediction Limit

Intrawell Non-parametric

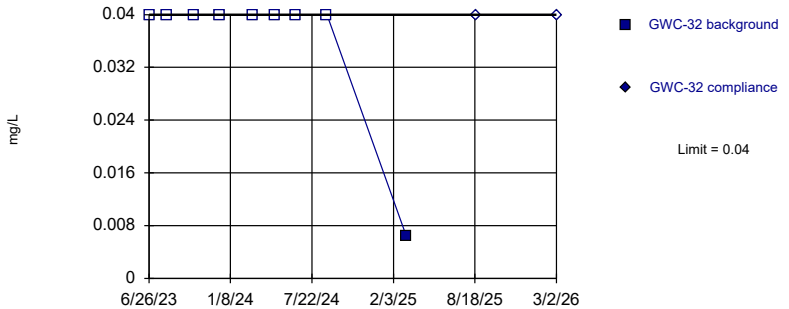

Non-parametric test used in lieu of parametric prediction limit because censored data exceeded 50%. Limit is highest of 9 background values. 88.89% NDs. Well-constituent pair annual alpha = 0.03586. Individual comparison alpha = 0.01809 (1 of 2).

Constituent: Boron Analysis Run 5/1/2026 4:59 PM View: Appendix III Intrawell

Plant Bowen Client: Southern Company Data: Bowen LF 3-8

Sanitas™ v.10.1.06e Software licensed to Groundwater Stats Consulting. UG
Hollow symbols indicate censored values.

Within Limit

Prediction Limit

Intrawell Non-parametric

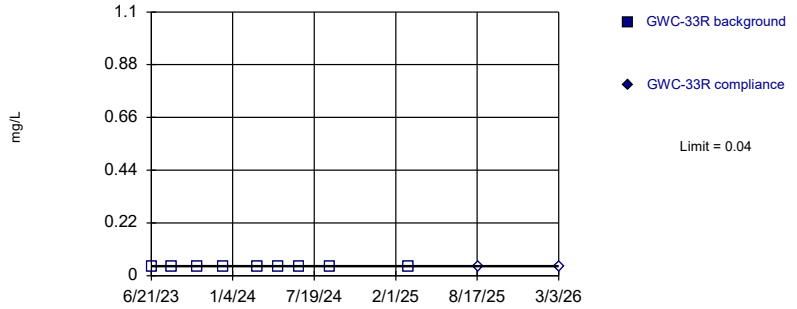

Non-parametric test used in lieu of parametric prediction limit because censored data exceeded 50%. All background values (n = 9) were censored; limit is most recent reporting limit. Well-constituent pair annual alpha = 0.03586. Individual comparison alpha = 0.01809 (1 of 2).

Constituent: Boron Analysis Run 5/1/2026 4:59 PM View: Appendix III Intrawell
Plant Bowen Client: Southern Company Data: Bowen LF 3-8

Sanitas™ v.10.1.06e Software licensed to Groundwater Stats Consulting. UG
Hollow symbols indicate censored values.

Within Limit

Prediction Limit

Intrawell Non-parametric

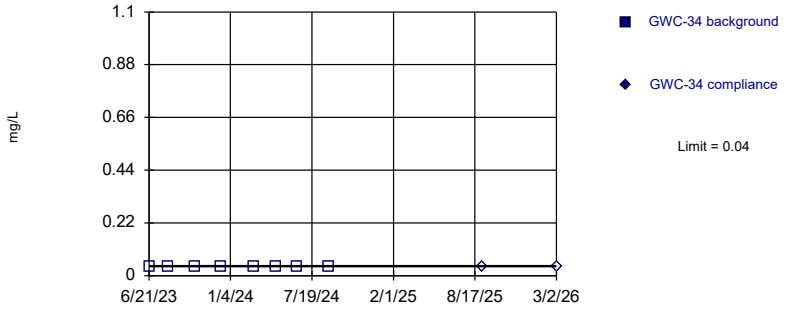

Non-parametric test used in lieu of parametric prediction limit because censored data exceeded 50%. All background values (n = 8) were censored; limit is most recent reporting limit. Well-constituent pair annual alpha = 0.04242. Individual comparison alpha = 0.02144 (1 of 2).

Constituent: Boron Analysis Run 5/1/2026 4:59 PM View: Appendix III Intrawell
Plant Bowen Client: Southern Company Data: Bowen LF 3-8

Sanitas™ v.10.1.06e Software licensed to Groundwater Stats Consulting. UG
Hollow symbols indicate censored values.

Within Limit

Prediction Limit

Intrawell Non-parametric

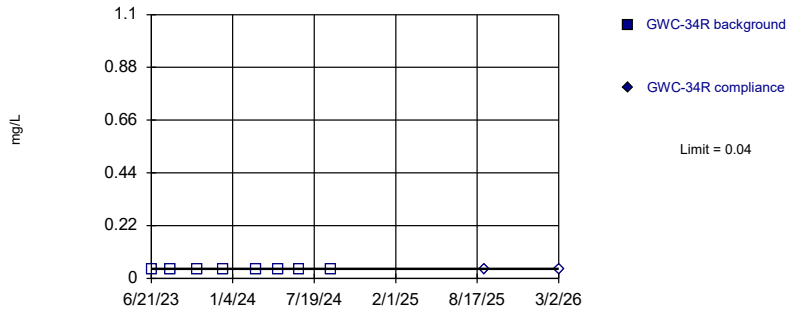

Non-parametric test used in lieu of parametric prediction limit because censored data exceeded 50%. All background values (n = 8) were censored; limit is most recent reporting limit. Well-constituent pair annual alpha = 0.04242. Individual comparison alpha = 0.02144 (1 of 2).

Constituent: Boron Analysis Run 5/1/2026 4:59 PM View: Appendix III Intrawell
Plant Bowen Client: Southern Company Data: Bowen LF 3-8

Sanitas™ v.10.1.06e Software licensed to Groundwater Stats Consulting. UG
Hollow symbols indicate censored values.

Within Limit

Prediction Limit

Intrawell Non-parametric

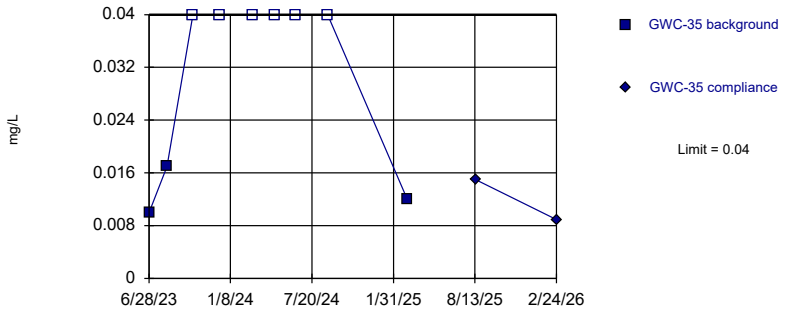

Non-parametric test used in lieu of parametric prediction limit because censored data exceeded 50%. Limit is highest of 9 background values. 66.67% NDs. Well-constituent pair annual alpha = 0.03586. Individual comparison alpha = 0.01809 (1 of 2).

Constituent: Boron Analysis Run 5/1/2026 4:59 PM View: Appendix III Intrawell
Plant Bowen Client: Southern Company Data: Bowen LF 3-8

Sanitas™ v.10.1.06e Software licensed to Groundwater Stats Consulting. UG

Within Limit

Prediction Limit

Intrawell Parametric

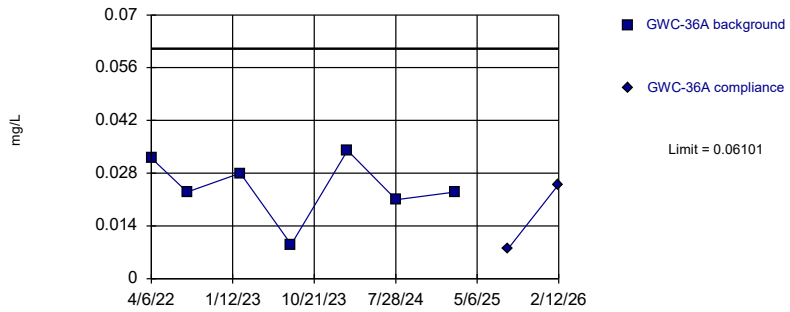

Background Data Summary: Mean=0.0243, Std. Dev.=0.00829, n=7. Normality test: Shapiro Wilk @alpha = 0.1, calculated = 0.9273, critical = 0.838. Kappa = 4.428 (c=7, w=30, 1 of 2, event alpha = 0.05132). Report alpha = 0.0002508.

Constituent: Boron Analysis Run 5/1/2026 4:59 PM View: Appendix III Intrawell

Plant Bowen Client: Southern Company Data: Bowen LF 3-8

Sanitas™ v.10.1.06e Software licensed to Groundwater Stats Consulting. UG

Hollow symbols indicate censored values.

Within Limit

Prediction Limit

Intrawell Parametric

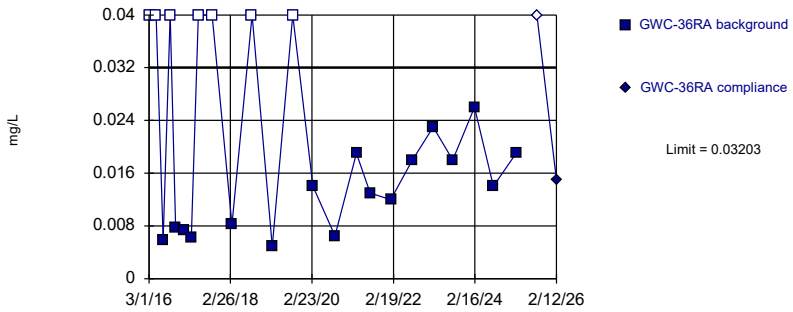

Background Data Summary (based on cube root transformation) (after Kaplan-Meier Adjustment): Mean=0.2197, Std. Dev.=0.03864, n=24, 29.17% NDs. Normality test: Shapiro Wilk @alpha = 0.01, calculated = 0.8845, critical = 0.884. Kappa = 2.533 (c=7, w=30, 1 of 2, event alpha = 0.05132). Report alpha = 0.0002508.

Constituent: Boron Analysis Run 5/1/2026 4:59 PM View: Appendix III Intrawell

Plant Bowen Client: Southern Company Data: Bowen LF 3-8

Sanitas™ v.10.1.06e Software licensed to Groundwater Stats Consulting. UG

Hollow symbols indicate censored values.

Within Limit

Prediction Limit

Intrawell Non-parametric

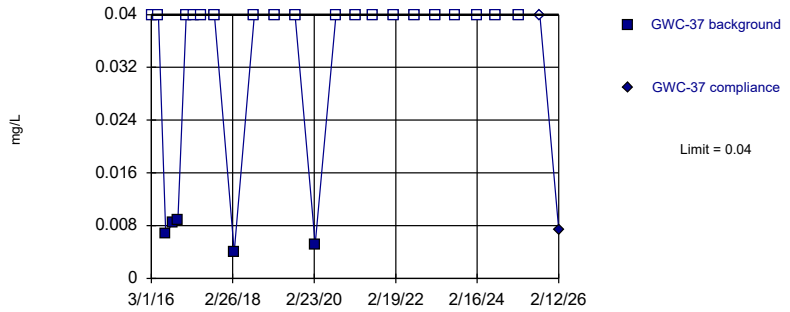

Non-parametric test used in lieu of parametric prediction limit because censored data exceeded 50%. Limit is highest of 24 background values. 79.17% NDs. Well-constituent pair annual alpha = 0.006238. Individual comparison alpha = 0.003124 (1 of 2).

Constituent: Boron Analysis Run 5/1/2026 4:59 PM View: Appendix III Intrawell

Plant Bowen Client: Southern Company Data: Bowen LF 3-8

Sanitas™ v.10.1.06e Software licensed to Groundwater Stats Consulting. UG

Hollow symbols indicate censored values.

Within Limit

Prediction Limit

Intrawell Non-parametric

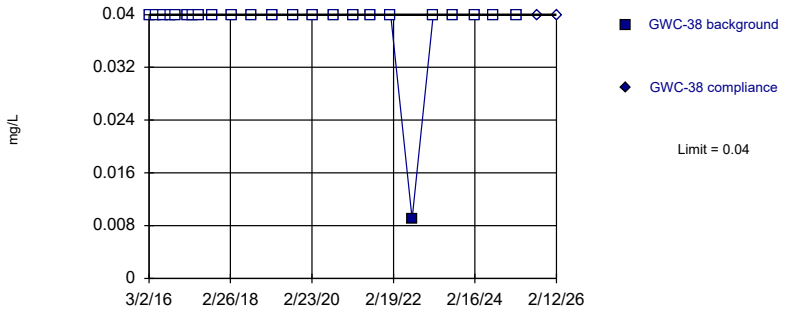

Non-parametric test used in lieu of parametric prediction limit because censored data exceeded 50%. Limit is highest of 24 background values. 95.83% NDs. Well-constituent pair annual alpha = 0.006238. Individual comparison alpha = 0.003124 (1 of 2).

Constituent: Boron Analysis Run 5/1/2026 4:59 PM View: Appendix III Intrawell

Plant Bowen Client: Southern Company Data: Bowen LF 3-8

Sanitas™ v.10.1.06e Software licensed to Groundwater Stats Consulting. UG
Hollow symbols indicate censored values.

Within Limit

Prediction Limit

Intrawell Non-parametric

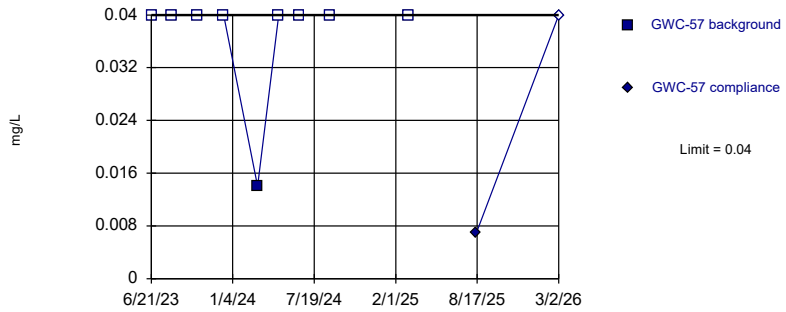

Non-parametric test used in lieu of parametric prediction limit because censored data exceeded 50%. Limit is highest of 9 background values. 88.89% NDs. Well-constituent pair annual alpha = 0.03586. Individual comparison alpha = 0.01809 (1 of 2).

Constituent: Boron Analysis Run 5/1/2026 4:59 PM View: Appendix III Intrawell

Plant Bowen Client: Southern Company Data: Bowen LF 3-8

Sanitas™ v.10.1.06e Software licensed to Groundwater Stats Consulting. UG

Within Limit

Prediction Limit

Intrawell Parametric

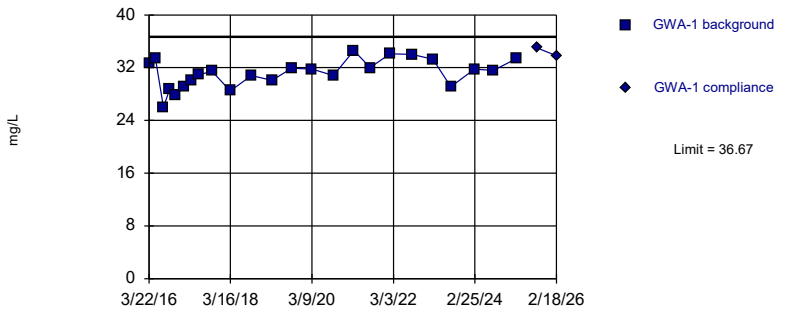

Background Data Summary: Mean=31.17, Std. Dev.=2.171, n=24. Normality test: Shapiro Wilk @alpha = 0.01, calculated = 0.9701, critical = 0.884. Kappa = 2.533 (c=7, w=30, 1 of 2, event alpha = 0.05132). Report alpha = 0.0002508.

Constituent: Calcium Analysis Run 5/1/2026 4:59 PM View: Appendix III Intrawell

Plant Bowen Client: Southern Company Data: Bowen LF 3-8

Sanitas™ v.10.1.06e Software licensed to Groundwater Stats Consulting. UG

Within Limit

Prediction Limit

Intrawell Parametric

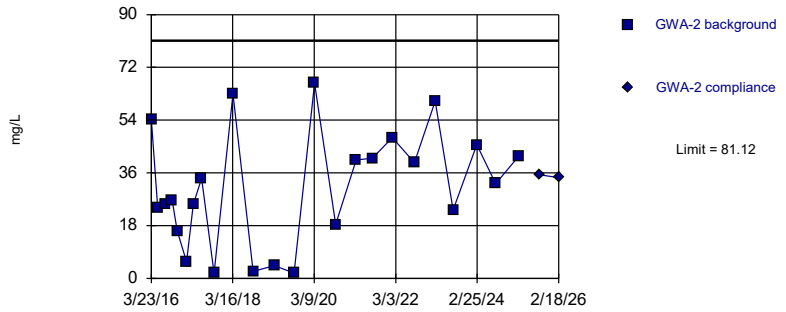

Background Data Summary: Mean=30.9, Std. Dev.=19.83, n=24. Normality test: Shapiro Wilk @alpha = 0.01, calculated = 0.9522, critical = 0.884. Kappa = 2.533 (c=7, w=30, 1 of 2, event alpha = 0.05132). Report alpha = 0.0002508.

Constituent: Calcium Analysis Run 5/1/2026 4:59 PM View: Appendix III Intrawell

Plant Bowen Client: Southern Company Data: Bowen LF 3-8

Sanitas™ v.10.1.06e Software licensed to Groundwater Stats Consulting. UG

Within Limit

Prediction Limit

Intrawell Parametric

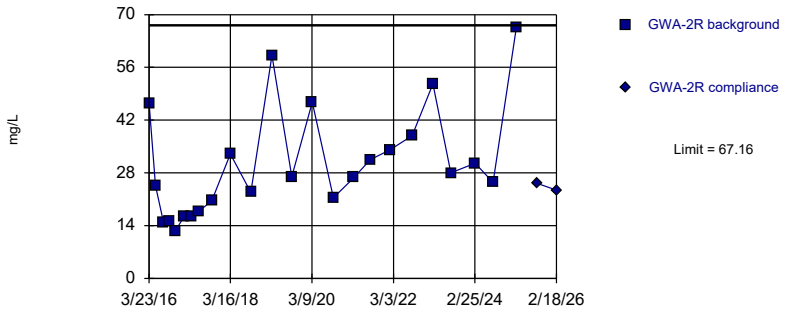

Background Data Summary: Mean=30.33, Std. Dev.=14.54, n=24. Normality test: Shapiro Wilk @alpha = 0.01, calculated = 0.902, critical = 0.884. Kappa = 2.533 (c=7, w=30, 1 of 2, event alpha = 0.05132). Report alpha = 0.0002508.

Constituent: Calcium Analysis Run 5/1/2026 5:00 PM View: Appendix III Intrawell

Plant Bowen Client: Southern Company Data: Bowen LF 3-8

Sanitas™ v.10.1.06e Software licensed to Groundwater Stats Consulting. UG

Exceeds Limit

Prediction Limit

Intrawell Non-parametric

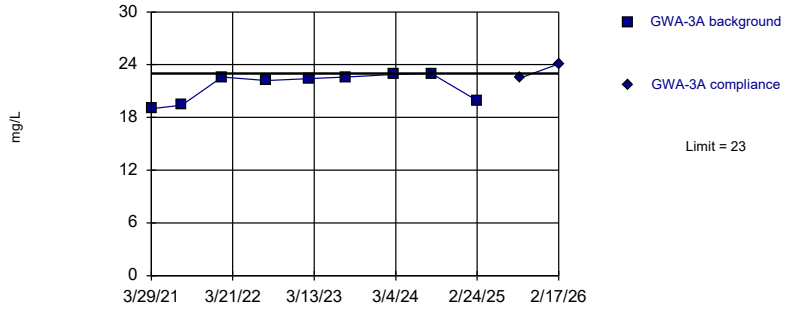

Non-parametric test used in lieu of parametric prediction limit because the Shapiro Wilk normality test showed the data to be non-normal at the 0.1 alpha level. Limit is highest of 9 background values. Well-constituent pair annual alpha = 0.03586. Individual comparison alpha = 0.01809 (1 of 2).

Constituent: Calcium Analysis Run 5/1/2026 5:00 PM View: Appendix III Intrawell
Plant Bowen Client: Southern Company Data: Bowen LF 3-8

Sanitas™ v.10.1.06e Software licensed to Groundwater Stats Consulting. UG

Within Limit

Prediction Limit

Intrawell Parametric

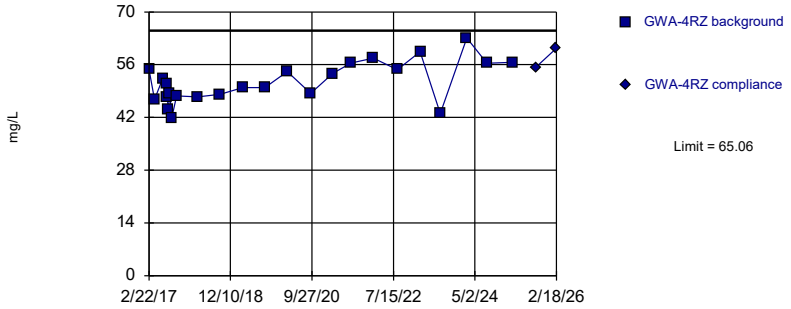

Background Data Summary: Mean=51.4, Std. Dev.=5.395, n=24. Normality test: Shapiro Wilk @alpha = 0.01, calculated = 0.9742, critical = 0.884. Kappa = 2.533 (c=7, w=30, 1 of 2, event alpha = 0.05132). Report alpha = 0.0002508.

Constituent: Calcium Analysis Run 5/1/2026 5:00 PM View: Appendix III Intrawell
Plant Bowen Client: Southern Company Data: Bowen LF 3-8

Sanitas™ v.10.1.06e Software licensed to Groundwater Stats Consulting. UG

Within Limit

Prediction Limit

Intrawell Parametric

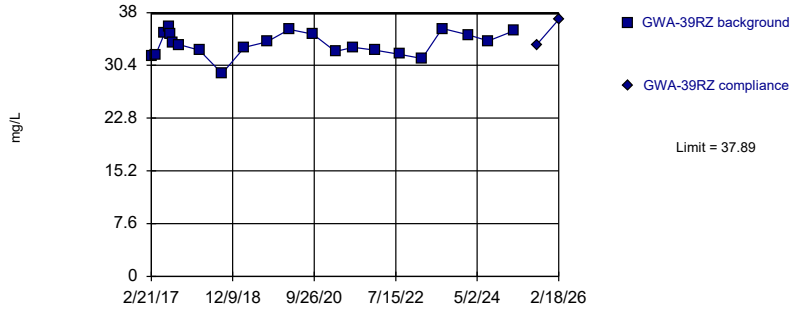

Background Data Summary: Mean=33.49, Std. Dev.=1.705, n=22. Normality test: Shapiro Wilk @alpha = 0.01, calculated = 0.9503, critical = 0.878. Kappa = 2.578 (c=7, w=30, 1 of 2, event alpha = 0.05132). Report alpha = 0.0002508.

Constituent: Calcium Analysis Run 5/1/2026 5:00 PM View: Appendix III Intrawell
Plant Bowen Client: Southern Company Data: Bowen LF 3-8

Sanitas™ v.10.1.06e Software licensed to Groundwater Stats Consulting. UG

Within Limit

Prediction Limit

Intrawell Parametric

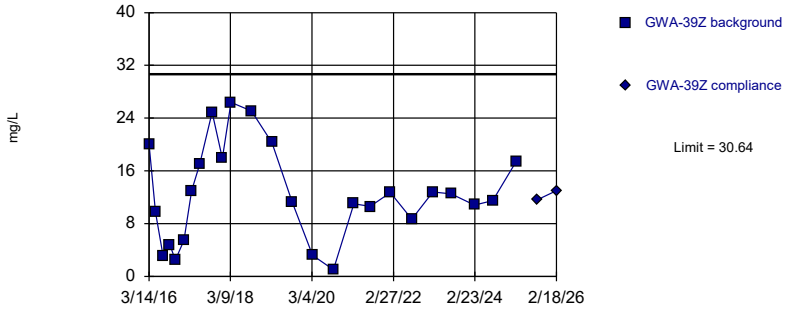

Background Data Summary: Mean=12.54, Std. Dev.=7.211, n=25. Normality test: Shapiro Wilk @alpha = 0.01, calculated = 0.9514, critical = 0.888. Kappa = 2.51 (c=7, w=30, 1 of 2, event alpha = 0.05132). Report alpha = 0.0002508.

Constituent: Calcium Analysis Run 5/1/2026 5:00 PM View: Appendix III Intrawell
Plant Bowen Client: Southern Company Data: Bowen LF 3-8

Sanitas™ v.10.1.06e Software licensed to Groundwater Stats Consulting. UG

Within Limit

Prediction Limit

Intrawell Parametric

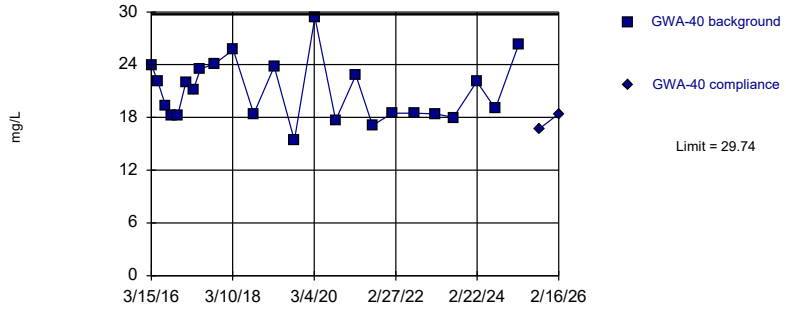

Background Data Summary: Mean=20.98, Std. Dev.=3.459, n=24. Normality test: Shapiro Wilk @alpha = 0.01, calculated = 0.9356, critical = 0.884. Kappa = 2.533 (c=7, w=30, 1 of 2, event alpha = 0.05132). Report alpha = 0.0002508.

Constituent: Calcium Analysis Run 5/1/2026 5:00 PM View: Appendix III Intrawell

Plant Bowen Client: Southern Company Data: Bowen LF 3-8

Sanitas™ v.10.1.06e Software licensed to Groundwater Stats Consulting. UG

Within Limit

Prediction Limit

Intrawell Parametric

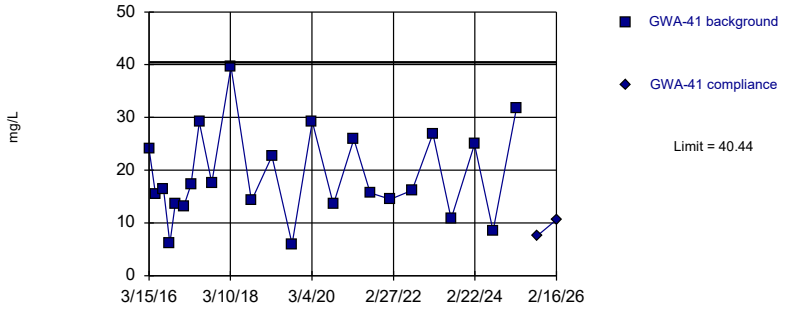

Background Data Summary: Mean=18.88, Std. Dev.=8.512, n=24. Normality test: Shapiro Wilk @alpha = 0.01, calculated = 0.9494, critical = 0.884. Kappa = 2.533 (c=7, w=30, 1 of 2, event alpha = 0.05132). Report alpha = 0.0002508.

Constituent: Calcium Analysis Run 5/1/2026 5:00 PM View: Appendix III Intrawell

Plant Bowen Client: Southern Company Data: Bowen LF 3-8

Sanitas™ v.10.1.06e Software licensed to Groundwater Stats Consulting. UG

Within Limit

Prediction Limit

Intrawell Parametric

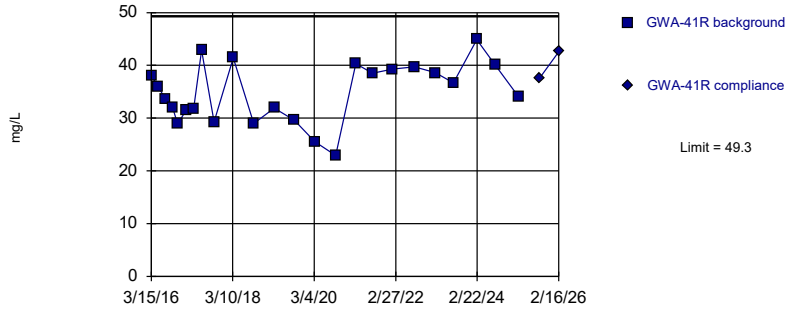

Background Data Summary: Mean=34.83, Std. Dev.=5.712, n=24. Normality test: Shapiro Wilk @alpha = 0.01, calculated = 0.9702, critical = 0.884. Kappa = 2.533 (c=7, w=30, 1 of 2, event alpha = 0.05132). Report alpha = 0.0002508.

Constituent: Calcium Analysis Run 5/1/2026 5:00 PM View: Appendix III Intrawell

Plant Bowen Client: Southern Company Data: Bowen LF 3-8

Sanitas™ v.10.1.06e Software licensed to Groundwater Stats Consulting. UG

Within Limit

Prediction Limit

Intrawell Parametric

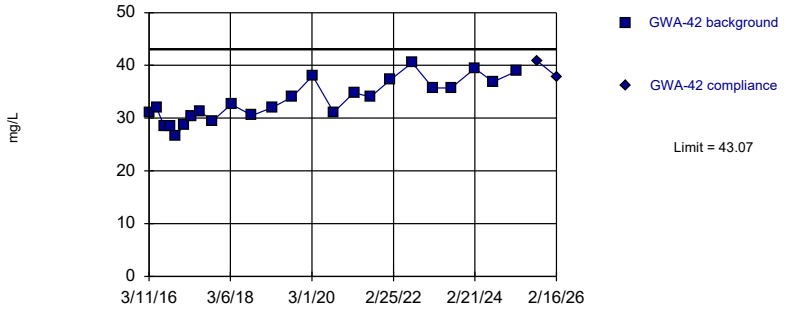

Background Data Summary: Mean=33.25, Std. Dev.=3.879, n=24. Normality test: Shapiro Wilk @alpha = 0.01, calculated = 0.963, critical = 0.884. Kappa = 2.533 (c=7, w=30, 1 of 2, event alpha = 0.05132). Report alpha = 0.0002508.

Constituent: Calcium Analysis Run 5/1/2026 5:00 PM View: Appendix III Intrawell

Plant Bowen Client: Southern Company Data: Bowen LF 3-8

Sanitas™ v.10.1.06e Software licensed to Groundwater Stats Consulting. UG

Within Limit

Prediction Limit

Intrawell Parametric

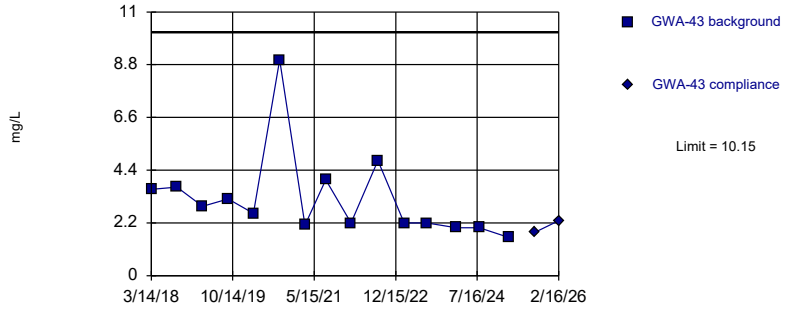

Background Data Summary (based on natural log transformation): Mean=1.059, Std. Dev.=0.4416, n=15. Normality test: Shapiro Wilk @alpha = 0.05, calculated = 0.9027, critical = 0.881. Kappa = 2.85 (c=7, w=30, 1 of 2, event alpha = 0.05132). Report alpha = 0.0002508.

Constituent: Calcium Analysis Run 5/1/2026 5:00 PM View: Appendix III Intrawell

Plant Bowen Client: Southern Company Data: Bowen LF 3-8

Sanitas™ v.10.1.06e Software licensed to Groundwater Stats Consulting. UG

Within Limit

Prediction Limit

Intrawell Parametric

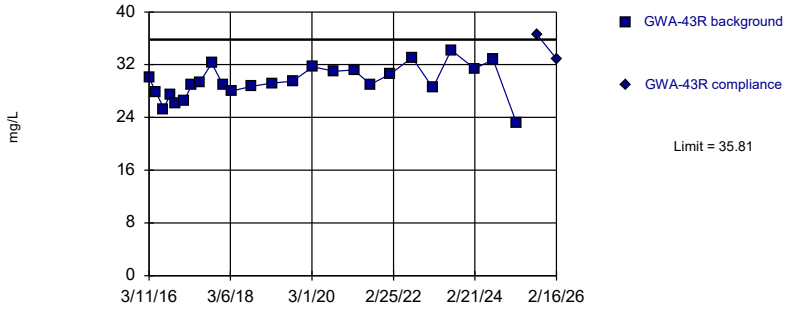

Background Data Summary: Mean=29.4, Std. Dev.=2.552, n=25. Normality test: Shapiro Wilk @alpha = 0.01, calculated = 0.9844, critical = 0.888. Kappa = 2.51 (c=7, w=30, 1 of 2, event alpha = 0.05132). Report alpha = 0.0002508.

Constituent: Calcium Analysis Run 5/1/2026 5:00 PM View: Appendix III Intrawell

Plant Bowen Client: Southern Company Data: Bowen LF 3-8

Sanitas™ v.10.1.06e Software licensed to Groundwater Stats Consulting. UG

Within Limit

Prediction Limit

Intrawell Non-parametric

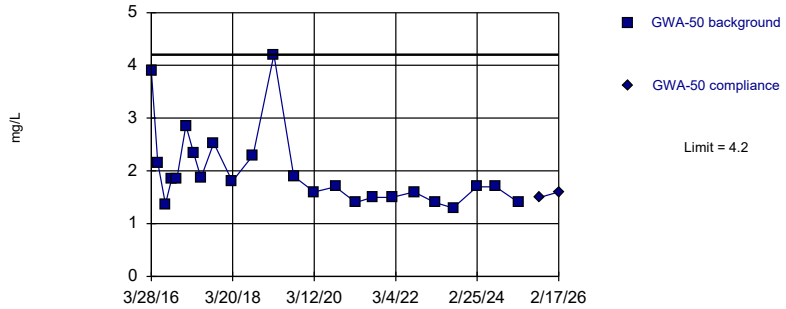

Non-parametric test used in lieu of parametric prediction limit because the Shapiro Wilk normality test showed the data to be non-normal at the 0.01 alpha level. Limit is highest of 24 background values. Well-constituent pair annual alpha = 0.006238. Individual comparison alpha = 0.003124 (1 of 2).

Constituent: Calcium Analysis Run 5/1/2026 5:00 PM View: Appendix III Intrawell

Plant Bowen Client: Southern Company Data: Bowen LF 3-8

Sanitas™ v.10.1.06e Software licensed to Groundwater Stats Consulting. UG

Within Limit

Prediction Limit

Intrawell Non-parametric

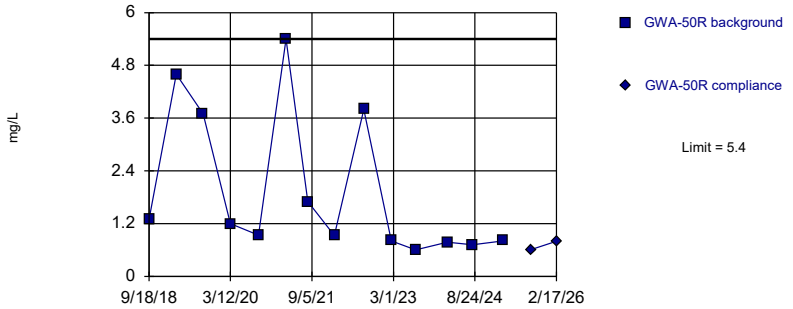

Non-parametric test used in lieu of parametric prediction limit because the Shapiro Wilk normality test showed the data to be non-normal at the 0.05 alpha level. Limit is highest of 14 background values. Well-constituent pair annual alpha = 0.01715. Individual comparison alpha = 0.008612 (1 of 2).

Constituent: Calcium Analysis Run 5/1/2026 5:00 PM View: Appendix III Intrawell

Plant Bowen Client: Southern Company Data: Bowen LF 3-8

Sanitas™ v.10.1.06e Software licensed to Groundwater Stats Consulting. UG

Within Limit

Prediction Limit

Intrawell Parametric

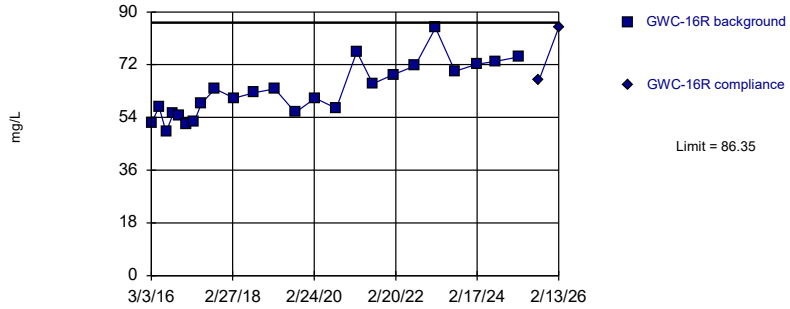

Background Data Summary: Mean=63, Std. Dev.=9.221, n=24. Normality test: Shapiro Wilk @alpha = 0.01, calculated = 0.9615, critical = 0.884. Kappa = 2.533 (c=7, w=30, 1 of 2, event alpha = 0.05132). Report alpha = 0.0002508.

Constituent: Calcium Analysis Run 5/1/2026 5:00 PM View: Appendix III Intrawell

Plant Bowen Client: Southern Company Data: Bowen LF 3-8

Sanitas™ v.10.1.06e Software licensed to Groundwater Stats Consulting. UG

Within Limit

Prediction Limit

Intrawell Parametric

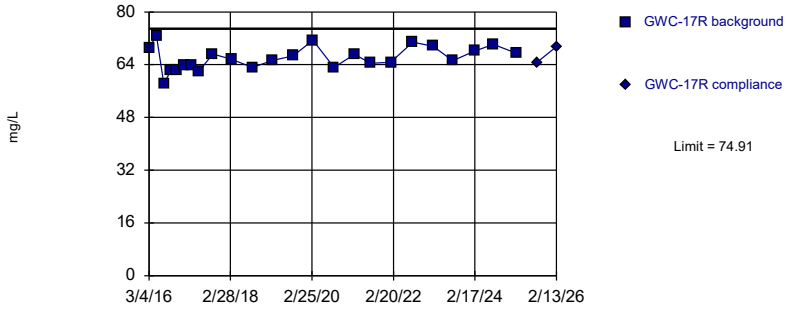

Background Data Summary: Mean=66.03, Std. Dev.=3.507, n=24. Normality test: Shapiro Wilk @alpha = 0.01, calculated = 0.9831, critical = 0.884. Kappa = 2.533 (c=7, w=30, 1 of 2, event alpha = 0.05132). Report alpha = 0.0002508.

Constituent: Calcium Analysis Run 5/1/2026 5:00 PM View: Appendix III Intrawell

Plant Bowen Client: Southern Company Data: Bowen LF 3-8

Sanitas™ v.10.1.06e Software licensed to Groundwater Stats Consulting. UG

Within Limit

Prediction Limit

Intrawell Parametric

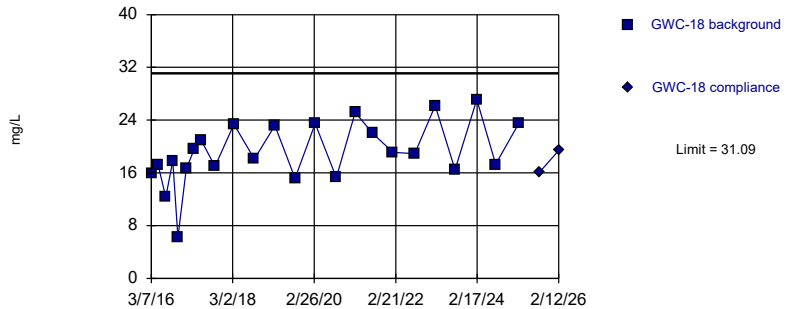

Background Data Summary: Mean=19.09, Std. Dev.=4.738, n=24. Normality test: Shapiro Wilk @alpha = 0.01, calculated = 0.9532, critical = 0.884. Kappa = 2.533 (c=7, w=30, 1 of 2, event alpha = 0.05132). Report alpha = 0.0002508.

Constituent: Calcium Analysis Run 5/1/2026 5:00 PM View: Appendix III Intrawell

Plant Bowen Client: Southern Company Data: Bowen LF 3-8

Sanitas™ v.10.1.06e Software licensed to Groundwater Stats Consulting. UG

Within Limit

Prediction Limit

Intrawell Parametric

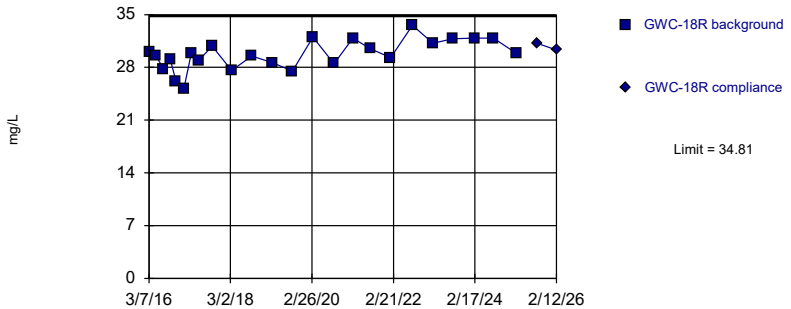

Background Data Summary: Mean=29.72, Std. Dev.=2.01, n=24. Normality test: Shapiro Wilk @alpha = 0.01, calculated = 0.9776, critical = 0.884. Kappa = 2.533 (c=7, w=30, 1 of 2, event alpha = 0.05132). Report alpha = 0.0002508.

Constituent: Calcium Analysis Run 5/1/2026 5:00 PM View: Appendix III Intrawell

Plant Bowen Client: Southern Company Data: Bowen LF 3-8

Sanitas™ v.10.1.06e Software licensed to Groundwater Stats Consulting. UG

Within Limit

Prediction Limit

Intrawell Parametric

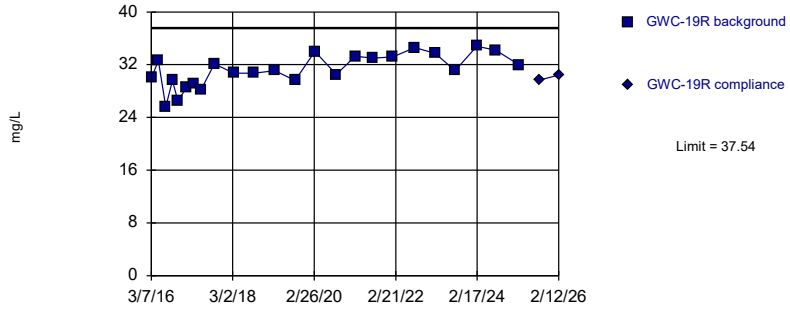

Background Data Summary: Mean=31.2, Std. Dev.=2.506, n=24. Normality test: Shapiro Wilk @alpha = 0.01, calculated = 0.9595, critical = 0.884. Kappa = 2.533 (c=7, w=30, 1 of 2, event alpha = 0.05132). Report alpha = 0.0002508.

Constituent: Calcium Analysis Run 5/1/2026 5:00 PM View: Appendix III Intrawell

Plant Bowen Client: Southern Company Data: Bowen LF 3-8

Sanitas™ v.10.1.06e Software licensed to Groundwater Stats Consulting. UG

Within Limit

Prediction Limit

Intrawell Parametric

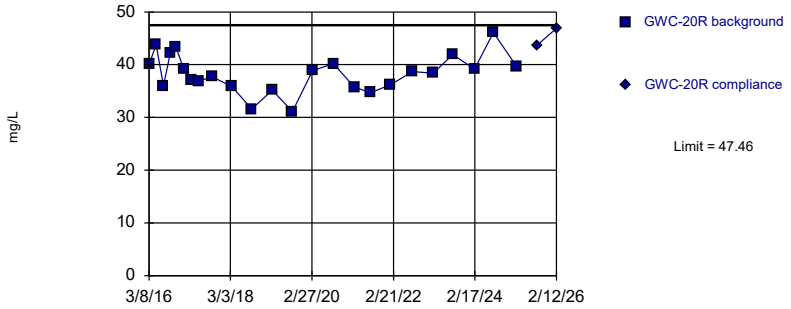

Background Data Summary: Mean=38.31, Std. Dev.=3.613, n=24. Normality test: Shapiro Wilk @alpha = 0.01, calculated = 0.9806, critical = 0.884. Kappa = 2.533 (c=7, w=30, 1 of 2, event alpha = 0.05132). Report alpha = 0.0002508.

Constituent: Calcium Analysis Run 5/1/2026 5:00 PM View: Appendix III Intrawell

Plant Bowen Client: Southern Company Data: Bowen LF 3-8

Sanitas™ v.10.1.06e Software licensed to Groundwater Stats Consulting. UG

Within Limit

Prediction Limit

Intrawell Parametric

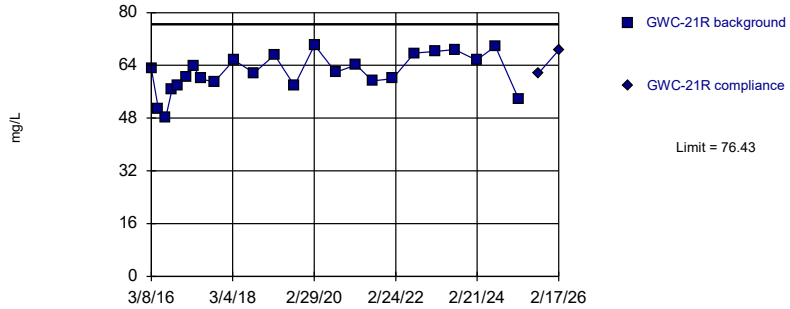

Background Data Summary: Mean=61.73, Std. Dev.=5.803, n=24. Normality test: Shapiro Wilk @alpha = 0.01, calculated = 0.9596, critical = 0.884. Kappa = 2.533 (c=7, w=30, 1 of 2, event alpha = 0.05132). Report alpha = 0.0002508.

Constituent: Calcium Analysis Run 5/1/2026 5:00 PM View: Appendix III Intrawell

Plant Bowen Client: Southern Company Data: Bowen LF 3-8

Sanitas™ v.10.1.06e Software licensed to Groundwater Stats Consulting. UG

Within Limit

Prediction Limit

Intrawell Parametric

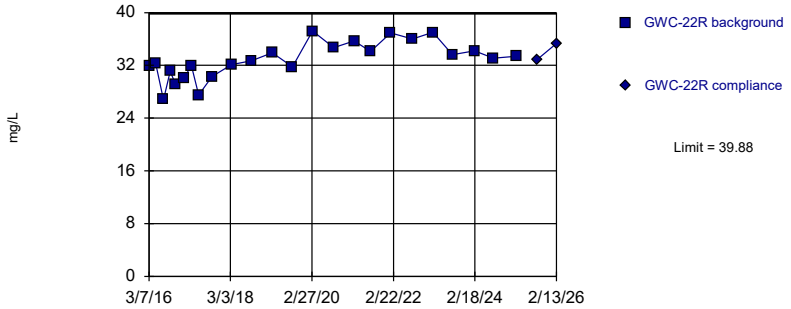

Background Data Summary: Mean=32.81, Std. Dev.=2.791, n=24. Normality test: Shapiro Wilk @alpha = 0.01, calculated = 0.9675, critical = 0.884. Kappa = 2.533 (c=7, w=30, 1 of 2, event alpha = 0.05132). Report alpha = 0.0002508.

Constituent: Calcium Analysis Run 5/1/2026 5:00 PM View: Appendix III Intrawell

Plant Bowen Client: Southern Company Data: Bowen LF 3-8

Sanitas™ v.10.1.06e Software licensed to Groundwater Stats Consulting. UG

Exceeds Limit

Prediction Limit

Intrawell Parametric

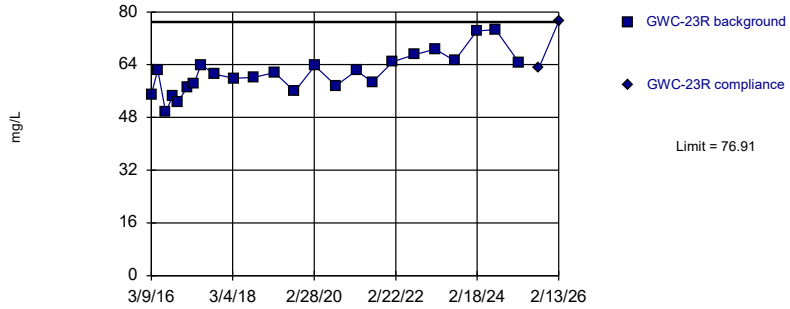

Background Data Summary: Mean=61.4, Std. Dev.=6.126, n=24. Normality test: Shapiro Wilk @alpha = 0.01, calculated = 0.9759, critical = 0.884. Kappa = 2.533 (c=7, w=30, 1 of 2, event alpha = 0.05132). Report alpha = 0.0002508.

Constituent: Calcium Analysis Run 5/1/2026 5:00 PM View: Appendix III Intrawell

Plant Bowen Client: Southern Company Data: Bowen LF 3-8

Sanitas™ v.10.1.06e Software licensed to Groundwater Stats Consulting. UG

Within Limit

Prediction Limit

Intrawell Parametric

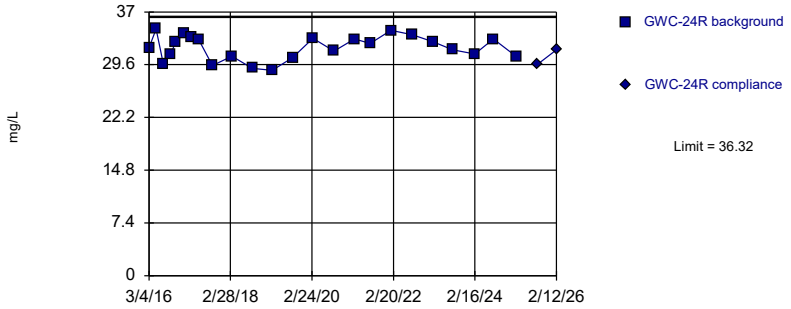

Background Data Summary: Mean=31.99, Std. Dev.=1.708, n=24. Normality test: Shapiro Wilk @alpha = 0.01, calculated = 0.9488, critical = 0.884. Kappa = 2.533 (c=7, w=30, 1 of 2, event alpha = 0.05132). Report alpha = 0.0002508.

Constituent: Calcium Analysis Run 5/1/2026 5:00 PM View: Appendix III Intrawell

Plant Bowen Client: Southern Company Data: Bowen LF 3-8

Sanitas™ v.10.1.06e Software licensed to Groundwater Stats Consulting. UG

Within Limit

Prediction Limit

Intrawell Parametric

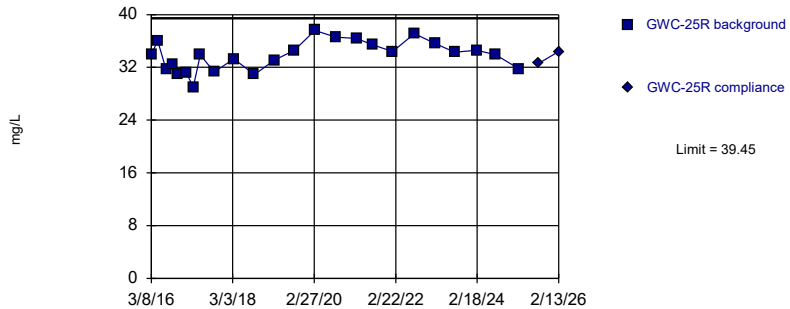

Background Data Summary: Mean=33.75, Std. Dev.=2.248, n=24. Normality test: Shapiro Wilk @alpha = 0.01, calculated = 0.9745, critical = 0.884. Kappa = 2.533 (c=7, w=30, 1 of 2, event alpha = 0.05132). Report alpha = 0.0002508.

Constituent: Calcium Analysis Run 5/1/2026 5:00 PM View: Appendix III Intrawell

Plant Bowen Client: Southern Company Data: Bowen LF 3-8

Sanitas™ v.10.1.06e Software licensed to Groundwater Stats Consulting. UG

Exceeds Limit

Prediction Limit

Intrawell Parametric

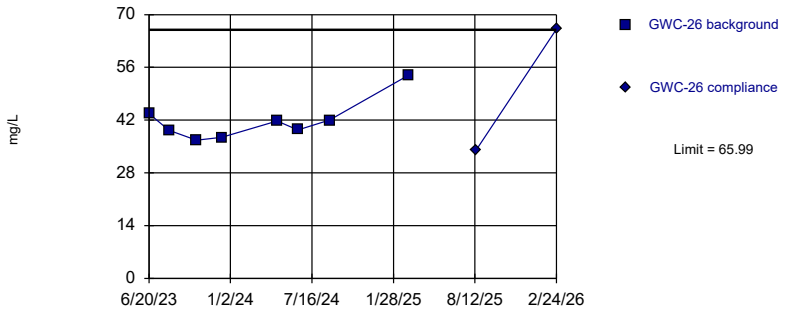

Background Data Summary (based on natural log transformation): Mean=3.725, Std. Dev.=0.1206, n=8. Normality test: Shapiro Wilk @alpha = 0.1, calculated = 0.8583, critical = 0.851. Kappa = 3.848 (c=7, w=30, 1 of 2, event alpha = 0.05132). Report alpha = 0.0002508.

Constituent: Calcium Analysis Run 5/1/2026 5:00 PM View: Appendix III Intrawell

Plant Bowen Client: Southern Company Data: Bowen LF 3-8

Sanitas™ v.10.1.06e Software licensed to Groundwater Stats Consulting. UG

Exceeds Limit

Prediction Limit

Intrawell Parametric

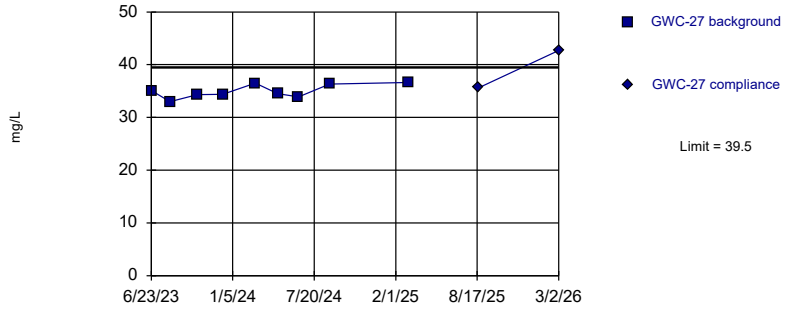

Background Data Summary: Mean=34.96, Std. Dev.=1.265, n=9. Normality test: Shapiro Wilk @alpha = 0.1, calculated = 0.9161, critical = 0.859. Kappa = 3.596 (c=7, w=30, 1 of 2, event alpha = 0.05132). Report alpha = 0.0002508.

Constituent: Calcium Analysis Run 5/1/2026 5:00 PM View: Appendix III Intrawell

Plant Bowen Client: Southern Company Data: Bowen LF 3-8

Sanitas™ v.10.1.06e Software licensed to Groundwater Stats Consulting. UG

Within Limit

Prediction Limit

Intrawell Parametric

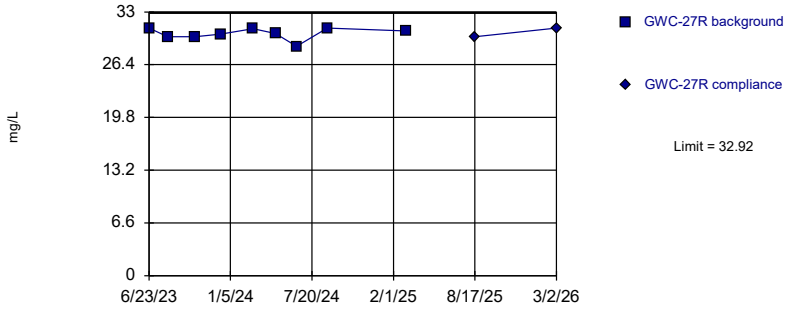

Background Data Summary: Mean=30.28, Std. Dev.=0.7345, n=9. Normality test: Shapiro Wilk @alpha = 0.1, calculated = 0.878, critical = 0.859. Kappa = 3.596 (c=7, w=30, 1 of 2, event alpha = 0.05132). Report alpha = 0.0002508.

Constituent: Calcium Analysis Run 5/1/2026 5:00 PM View: Appendix III Intrawell

Plant Bowen Client: Southern Company Data: Bowen LF 3-8

Sanitas™ v.10.1.06e Software licensed to Groundwater Stats Consulting. UG

Within Limit

Prediction Limit

Intrawell Parametric

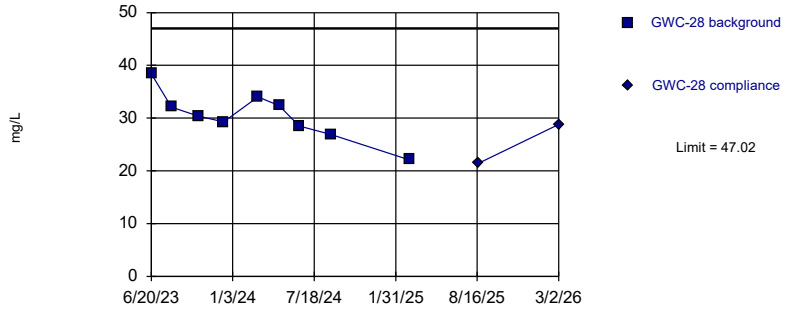

Background Data Summary: Mean=30.46, Std. Dev.=4.607, n=9. Normality test: Shapiro Wilk @alpha = 0.1, calculated = 0.9857, critical = 0.859. Kappa = 3.596 (c=7, w=30, 1 of 2, event alpha = 0.05132). Report alpha = 0.0002508.

Constituent: Calcium Analysis Run 5/1/2026 5:00 PM View: Appendix III Intrawell

Plant Bowen Client: Southern Company Data: Bowen LF 3-8

Sanitas™ v.10.1.06e Software licensed to Groundwater Stats Consulting. UG

Within Limit

Prediction Limit

Intrawell Parametric

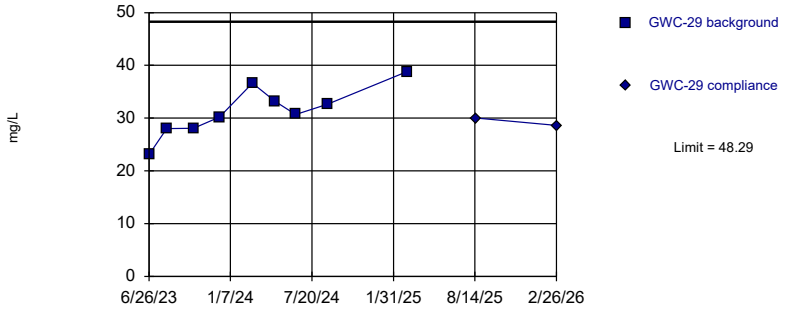

Background Data Summary: Mean=31.26, Std. Dev.=4.738, n=9. Normality test: Shapiro Wilk @alpha = 0.1, calculated = 0.9805, critical = 0.859. Kappa = 3.596 (c=7, w=30, 1 of 2, event alpha = 0.05132). Report alpha = 0.0002508.

Constituent: Calcium Analysis Run 5/1/2026 5:00 PM View: Appendix III Intrawell

Plant Bowen Client: Southern Company Data: Bowen LF 3-8

Sanitas™ v.10.1.06e Software licensed to Groundwater Stats Consulting. UG

Within Limit

Prediction Limit

Intrawell Parametric

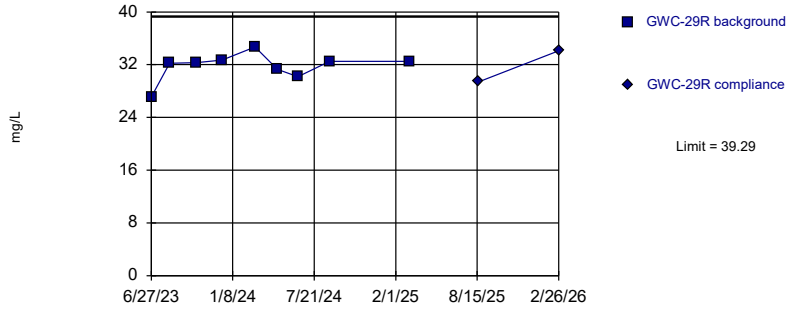

Background Data Summary: Mean=31.72, Std. Dev.=2.105, n=9. Normality test: Shapiro Wilk @alpha = 0.1, calculated = 0.8692, critical = 0.859. Kappa = 3.596 (c=7, w=30, 1 of 2, event alpha = 0.05132). Report alpha = 0.0002508.

Constituent: Calcium Analysis Run 5/1/2026 5:00 PM View: Appendix III Intrawell

Plant Bowen Client: Southern Company Data: Bowen LF 3-8

Sanitas™ v.10.1.06e Software licensed to Groundwater Stats Consulting. UG

Within Limit

Prediction Limit

Intrawell Parametric

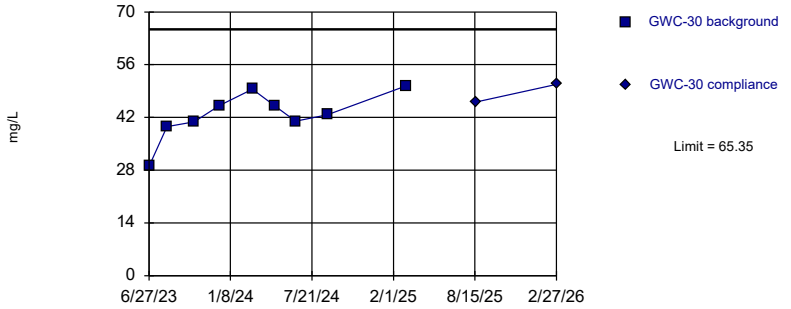

Background Data Summary: Mean=42.58, Std. Dev.=6.332, n=9. Normality test: Shapiro Wilk @alpha = 0.1, calculated = 0.9074, critical = 0.859. Kappa = 3.596 (c=7, w=30, 1 of 2, event alpha = 0.05132). Report alpha = 0.0002508.

Constituent: Calcium Analysis Run 5/1/2026 5:00 PM View: Appendix III Intrawell

Plant Bowen Client: Southern Company Data: Bowen LF 3-8

Sanitas™ v.10.1.06e Software licensed to Groundwater Stats Consulting. UG

Within Limit

Prediction Limit

Intrawell Parametric

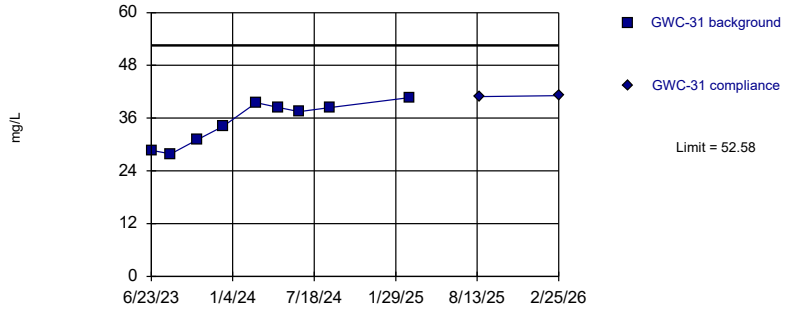

Background Data Summary: Mean=35.14, Std. Dev.=4.848, n=9. Normality test: Shapiro Wilk @alpha = 0.1, calculated = 0.8836, critical = 0.859. Kappa = 3.596 (c=7, w=30, 1 of 2, event alpha = 0.05132). Report alpha = 0.0002508.

Constituent: Calcium Analysis Run 5/1/2026 5:00 PM View: Appendix III Intrawell

Plant Bowen Client: Southern Company Data: Bowen LF 3-8

Sanitas™ v.10.1.06e Software licensed to Groundwater Stats Consulting. UG

Within Limit

Prediction Limit

Intrawell Parametric

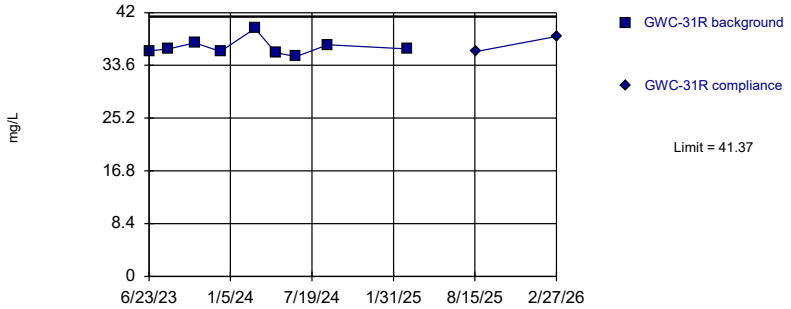

Background Data Summary (based on natural log transformation): Mean=3.596, Std. Dev.=0.03514, n=9. Normality test: Shapiro Wilk @alpha = 0.1, calculated = 0.8616, critical = 0.859. Kappa = 3.596 (c=7, w=30, 1 of 2, event alpha = 0.05132). Report alpha = 0.0002508.

Constituent: Calcium Analysis Run 5/1/2026 5:00 PM View: Appendix III Intrawell

Plant Bowen Client: Southern Company Data: Bowen LF 3-8

Sanitas™ v.10.1.06e Software licensed to Groundwater Stats Consulting. UG

Within Limit

Prediction Limit

Intrawell Parametric

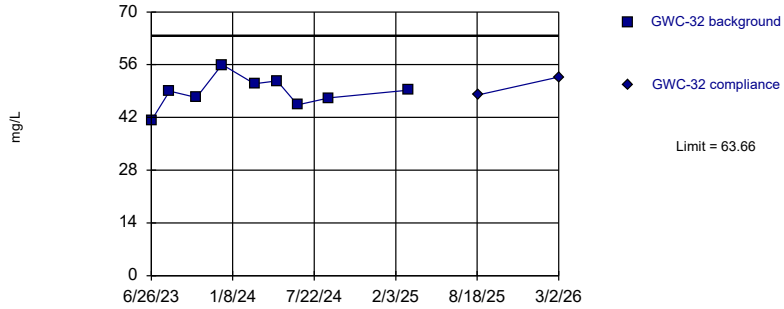

Background Data Summary: Mean=48.64, Std. Dev.=4.175, n=9. Normality test: Shapiro Wilk @alpha = 0.1, calculated = 0.9818, critical = 0.859. Kappa = 3.596 (c=7, w=30, 1 of 2, event alpha = 0.05132). Report alpha = 0.0002508.

Constituent: Calcium Analysis Run 5/1/2026 5:00 PM View: Appendix III Intrawell

Plant Bowen Client: Southern Company Data: Bowen LF 3-8

Sanitas™ v.10.1.06e Software licensed to Groundwater Stats Consulting. UG

Within Limit

Prediction Limit

Intrawell Parametric

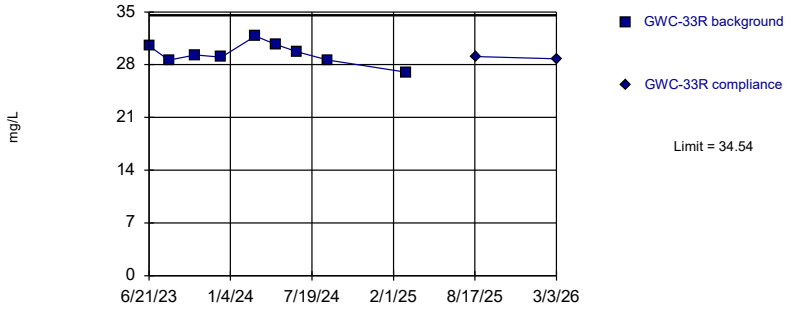

Background Data Summary: Mean=29.47, Std. Dev.=1.411, n=9. Normality test: Shapiro Wilk @alpha = 0.1, calculated = 0.9797, critical = 0.859. Kappa = 3.596 (c=7, w=30, 1 of 2, event alpha = 0.05132). Report alpha = 0.0002508.

Constituent: Calcium Analysis Run 5/1/2026 5:00 PM View: Appendix III Intrawell

Plant Bowen Client: Southern Company Data: Bowen LF 3-8

Sanitas™ v.10.1.06e Software licensed to Groundwater Stats Consulting. UG

Within Limit

Prediction Limit

Intrawell Parametric

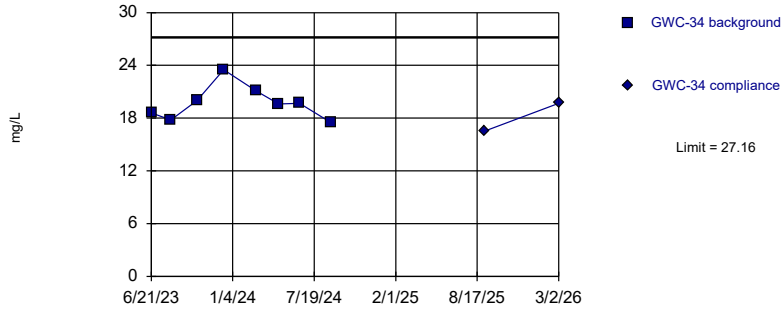

Background Data Summary: Mean=19.73, Std. Dev.=1.933, n=8. Normality test: Shapiro Wilk @alpha = 0.1, calculated = 0.9274, critical = 0.851. Kappa = 3.848 (c=7, w=30, 1 of 2, event alpha = 0.05132). Report alpha = 0.0002508.

Constituent: Calcium Analysis Run 5/1/2026 5:00 PM View: Appendix III Intrawell

Plant Bowen Client: Southern Company Data: Bowen LF 3-8

Sanitas™ v.10.1.06e Software licensed to Groundwater Stats Consulting. UG

Within Limit

Prediction Limit

Intrawell Parametric

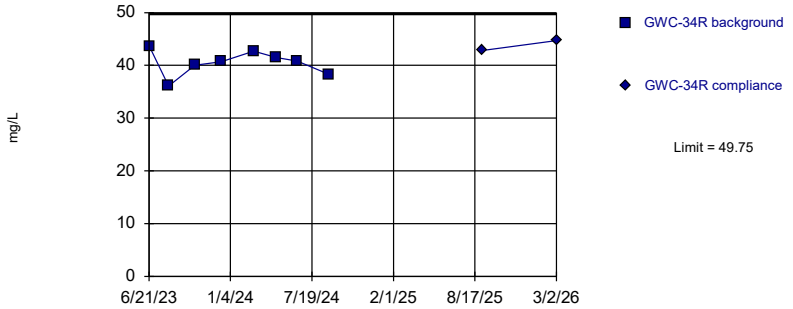

Background Data Summary: Mean=40.48, Std. Dev.=2.41, n=8. Normality test: Shapiro Wilk @alpha = 0.1, calculated = 0.9635, critical = 0.851. Kappa = 3.848 (c=7, w=30, 1 of 2, event alpha = 0.05132). Report alpha = 0.0002508.

Constituent: Calcium Analysis Run 5/1/2026 5:00 PM View: Appendix III Intrawell

Plant Bowen Client: Southern Company Data: Bowen LF 3-8

Sanitas™ v.10.1.06e Software licensed to Groundwater Stats Consulting. UG

Within Limit

Prediction Limit

Intrawell Parametric

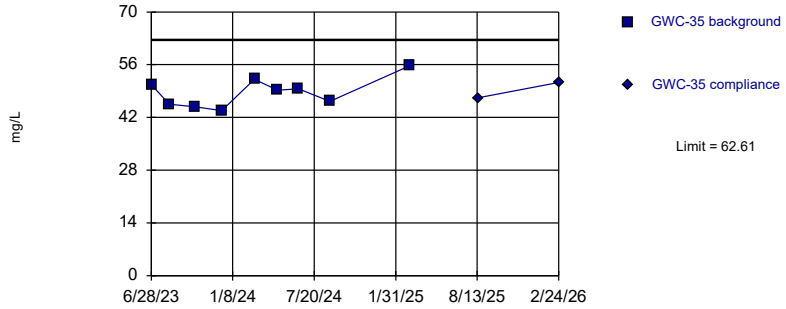

Background Data Summary: Mean=48.63, Std. Dev.=3.886, n=9. Normality test: Shapiro Wilk @alpha = 0.1, calculated = 0.9504, critical = 0.859. Kappa = 3.596 (c=7, w=30, 1 of 2, event alpha = 0.05132). Report alpha = 0.0002508.

Constituent: Calcium Analysis Run 5/1/2026 5:00 PM View: Appendix III Intrawell

Plant Bowen Client: Southern Company Data: Bowen LF 3-8

Sanitas™ v.10.1.06e Software licensed to Groundwater Stats Consulting. UG

Within Limit

Prediction Limit

Intrawell Parametric

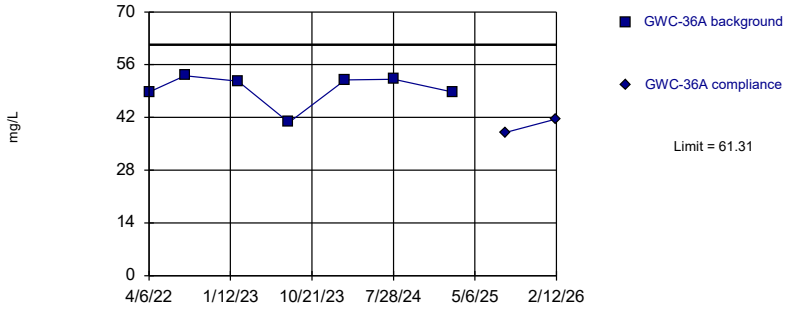

Background Data Summary (based on x^4 transformation): Mean=6244693, Std. Dev.=1781646, n=7. Normality test: Shapiro Wilk @alpha = 0.1, calculated = 0.8442, critical = 0.838. Kappa = 4.428 (c=7, w=30, 1 of 2, event alpha = 0.05132). Report alpha = 0.0002508.

Constituent: Calcium Analysis Run 5/1/2026 5:00 PM View: Appendix III Intrawell

Plant Bowen Client: Southern Company Data: Bowen LF 3-8

Sanitas™ v.10.1.06e Software licensed to Groundwater Stats Consulting. UG

Within Limit

Prediction Limit

Intrawell Non-parametric

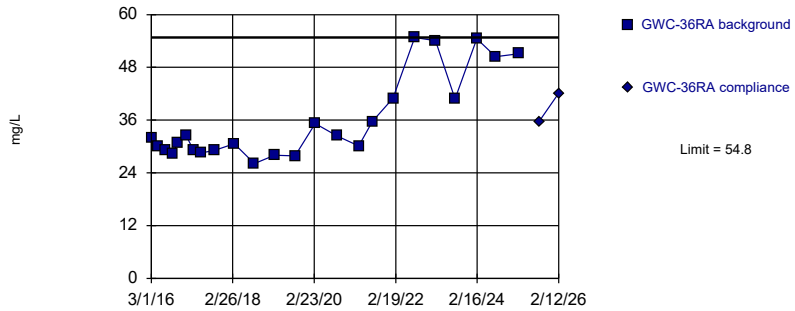

Non-parametric test used in lieu of parametric prediction limit because the Shapiro Wilk normality test showed the data to be non-normal at the 0.01 alpha level. Limit is highest of 24 background values. Well-constituent pair annual alpha = 0.006238. Individual comparison alpha = 0.003124 (1 of 2).

Constituent: Calcium Analysis Run 5/1/2026 5:00 PM View: Appendix III Intrawell

Plant Bowen Client: Southern Company Data: Bowen LF 3-8

Sanitas™ v.10.1.06e Software licensed to Groundwater Stats Consulting. UG

Within Limit

Prediction Limit

Intrawell Parametric

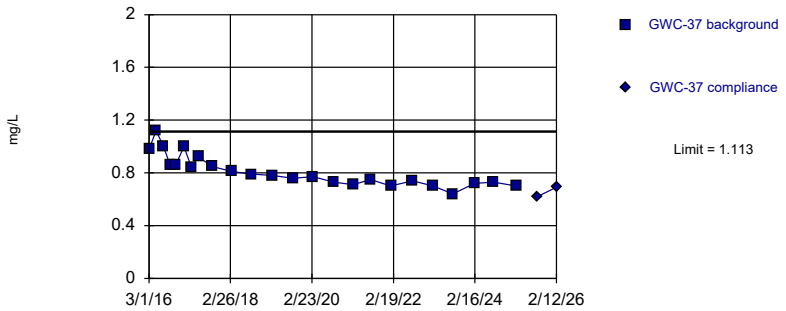

Background Data Summary: Mean=0.811, Std. Dev.=0.1193, n=24. Normality test: Shapiro Wilk @alpha = 0.01, calculated = 0.907, critical = 0.884. Kappa = 2.533 (c=7, w=30, 1 of 2, event alpha = 0.05132). Report alpha = 0.0002508.

Constituent: Calcium Analysis Run 5/1/2026 5:00 PM View: Appendix III Intrawell

Plant Bowen Client: Southern Company Data: Bowen LF 3-8

Sanitas™ v.10.1.06e Software licensed to Groundwater Stats Consulting. UG

Within Limit

Prediction Limit

Intrawell Parametric

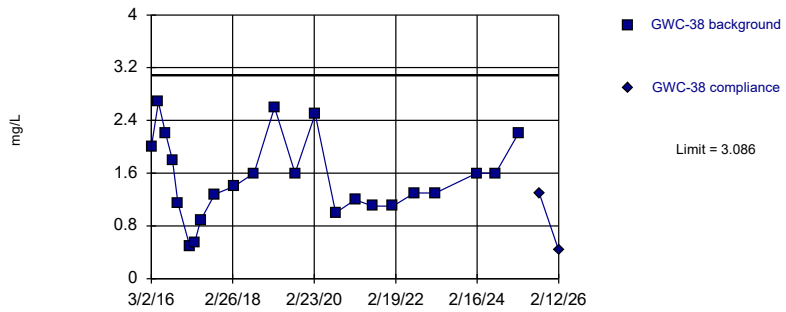

Background Data Summary: Mean=1.528, Std. Dev.=0.6097, n=23. Normality test: Shapiro Wilk @alpha = 0.01, calculated = 0.9556, critical = 0.881. Kappa = 2.556 (c=7, w=30, 1 of 2, event alpha = 0.05132). Report alpha = 0.0002508.

Constituent: Calcium Analysis Run 5/1/2026 5:00 PM View: Appendix III Intrawell

Plant Bowen Client: Southern Company Data: Bowen LF 3-8

Sanitas™ v.10.1.06e Software licensed to Groundwater Stats Consulting. UG

Within Limit

Prediction Limit

Intrawell Parametric

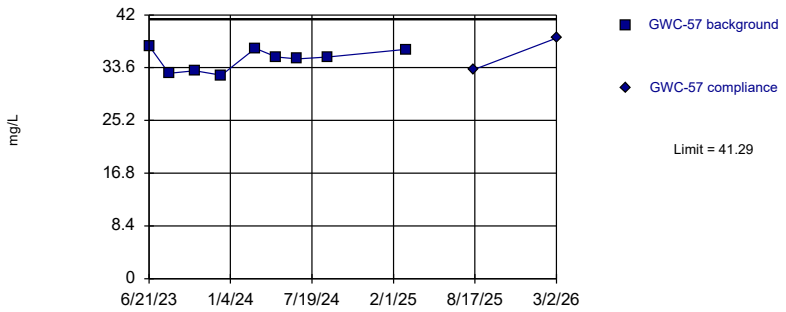

Background Data Summary: Mean=34.9, Std. Dev.=1.778, n=9. Normality test: Shapiro Wilk @alpha = 0.1, calculated = 0.8975, critical = 0.859. Kappa = 3.596 (c=7, w=30, 1 of 2, event alpha = 0.05132). Report alpha = 0.0002508.

Constituent: Calcium Analysis Run 5/1/2026 5:00 PM View: Appendix III Intrawell

Plant Bowen Client: Southern Company Data: Bowen LF 3-8

Sanitas™ v.10.1.06e Software licensed to Groundwater Stats Consulting. UG

Within Limit

Prediction Limit

Intrawell Parametric

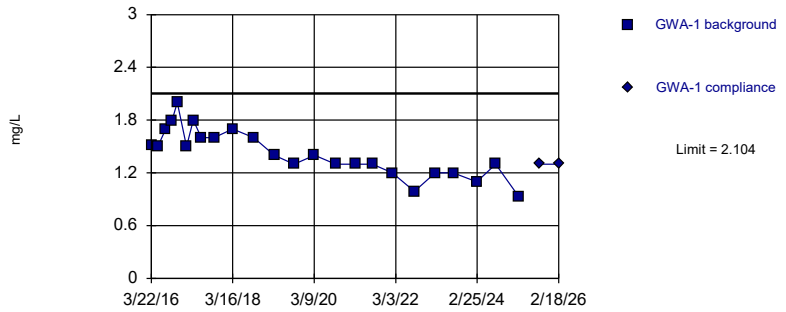

Background Data Summary: Mean=1.426, Std. Dev.=0.2674, n=24. Normality test: Shapiro Wilk @alpha = 0.01, calculated = 0.9793, critical = 0.884. Kappa = 2.533 (c=7, w=30, 1 of 2, event alpha = 0.05132). Report alpha = 0.0002508.

Constituent: Chloride Analysis Run 5/1/2026 5:00 PM View: Appendix III Intrawell

Plant Bowen Client: Southern Company Data: Bowen LF 3-8

Sanitas™ v.10.1.06e Software licensed to Groundwater Stats Consulting. UG

Within Limit

Prediction Limit

Intrawell Parametric

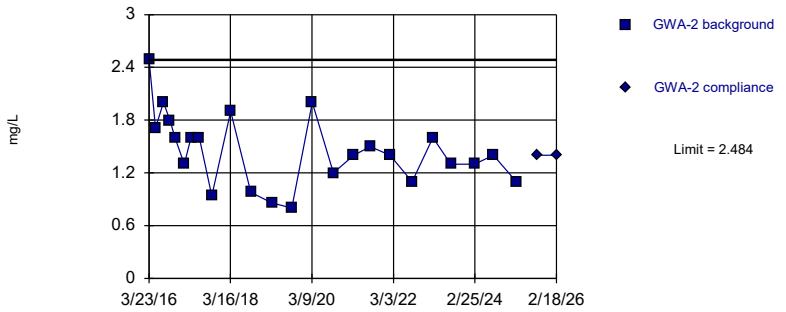

Background Data Summary: Mean=1.453, Std. Dev.=0.4068, n=24. Normality test: Shapiro Wilk @alpha = 0.01, calculated = 0.97, critical = 0.884. Kappa = 2.533 (c=7, w=30, 1 of 2, event alpha = 0.05132). Report alpha = 0.0002508.

Constituent: Chloride Analysis Run 5/1/2026 5:00 PM View: Appendix III Intrawell

Plant Bowen Client: Southern Company Data: Bowen LF 3-8

Sanitas™ v.10.1.06e Software licensed to Groundwater Stats Consulting. UG

Within Limit

Prediction Limit

Intrawell Parametric

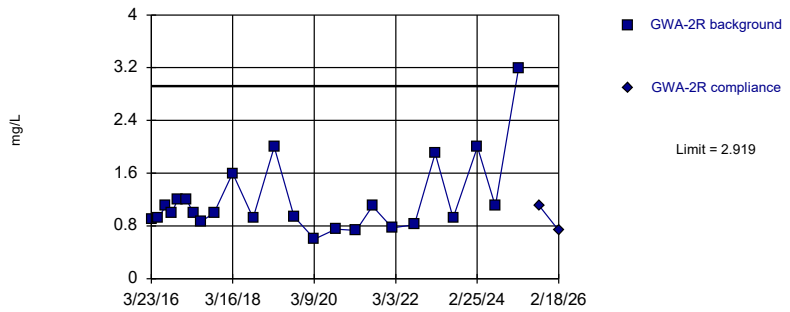

Background Data Summary (based on natural log transformation): Mean=0.09058, Std. Dev.=0.3872, n=24. Normality test: Shapiro Wilk @alpha = 0.01, calculated = 0.8948, critical = 0.884. Kappa = 2.533 (c=7, w=30, 1 of 2, event alpha = 0.05132). Report alpha = 0.0002508.

Constituent: Chloride Analysis Run 5/1/2026 5:01 PM View: Appendix III Intrawell

Plant Bowen Client: Southern Company Data: Bowen LF 3-8

Sanitas™ v.10.1.06e Software licensed to Groundwater Stats Consulting. UG

Within Limit

Prediction Limit

Intrawell Parametric

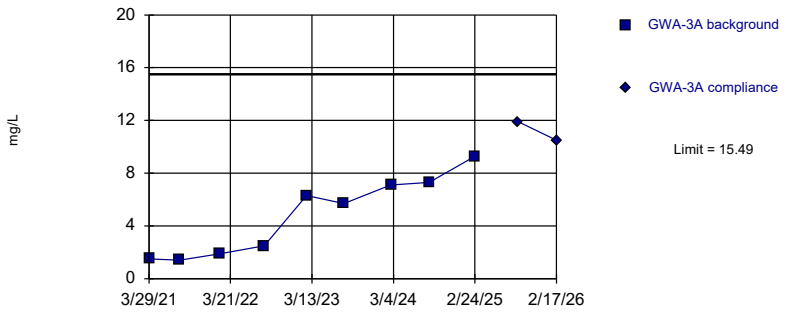

Background Data Summary: Mean=4.778, Std. Dev.=2.979, n=9. Normality test: Shapiro Wilk @alpha = 0.1, calculated = 0.8836, critical = 0.859. Kappa = 3.596 (c=7, w=30, 1 of 2, event alpha = 0.05132). Report alpha = 0.0002508.

Constituent: Chloride Analysis Run 5/1/2026 5:01 PM View: Appendix III Intrawell

Plant Bowen Client: Southern Company Data: Bowen LF 3-8

Sanitas™ v.10.1.06e Software licensed to Groundwater Stats Consulting. UG

Within Limit

Prediction Limit

Intrawell Parametric

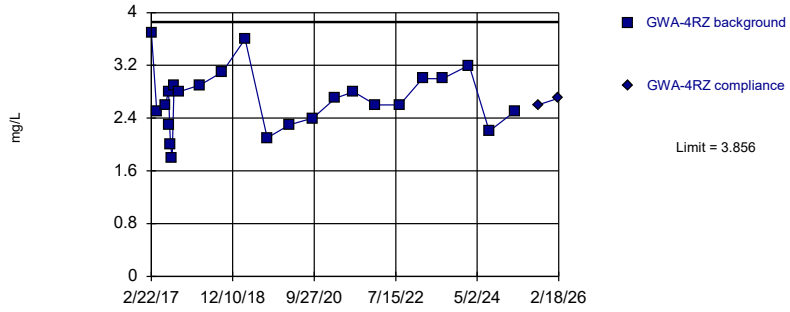

Background Data Summary: Mean=2.683, Std. Dev.=0.4631, n=24. Normality test: Shapiro Wilk @alpha = 0.01, calculated = 0.9802, critical = 0.884. Kappa = 2.533 (c=7, w=30, 1 of 2, event alpha = 0.05132). Report alpha = 0.0002508.

Constituent: Chloride Analysis Run 5/1/2026 5:01 PM View: Appendix III Intrawell

Plant Bowen Client: Southern Company Data: Bowen LF 3-8

Sanitas™ v.10.1.06e Software licensed to Groundwater Stats Consulting. UG

Within Limit

Prediction Limit

Intrawell Parametric

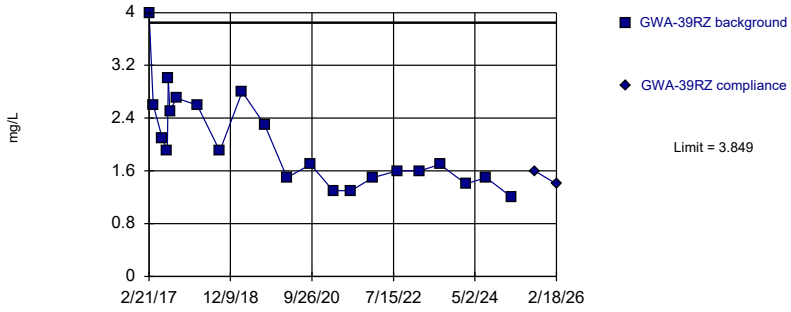

Background Data Summary: Mean=2.032, Std. Dev.=0.7047, n=22. Normality test: Shapiro Wilk @alpha = 0.01, calculated = 0.8946, critical = 0.878. Kappa = 2.578 (c=7, w=30, 1 of 2, event alpha = 0.05132). Report alpha = 0.0002508.

Constituent: Chloride Analysis Run 5/1/2026 5:01 PM View: Appendix III Intrawell

Plant Bowen Client: Southern Company Data: Bowen LF 3-8

Sanitas™ v.10.1.06e Software licensed to Groundwater Stats Consulting. UG

Within Limit

Prediction Limit

Intrawell Parametric

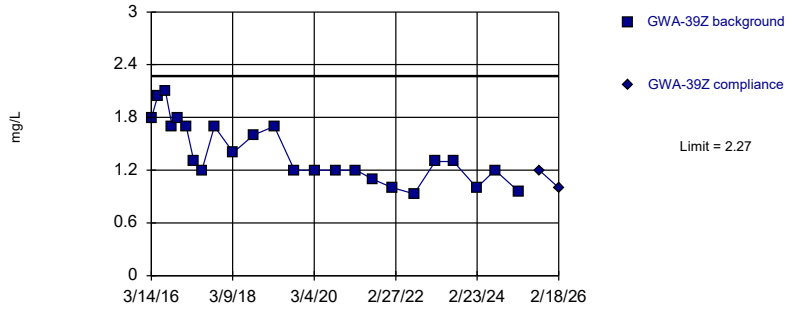

Background Data Summary: Mean=1.401, Std. Dev.=0.3433, n=24. Normality test: Shapiro Wilk @alpha = 0.01, calculated = 0.9162, critical = 0.884. Kappa = 2.533 (c=7, w=30, 1 of 2, event alpha = 0.05132). Report alpha = 0.0002508.

Constituent: Chloride Analysis Run 5/1/2026 5:01 PM View: Appendix III Intrawell

Plant Bowen Client: Southern Company Data: Bowen LF 3-8

Sanitas™ v.10.1.06e Software licensed to Groundwater Stats Consulting. UG

Hollow symbols indicate censored values.

Within Limit

Prediction Limit

Intrawell Parametric

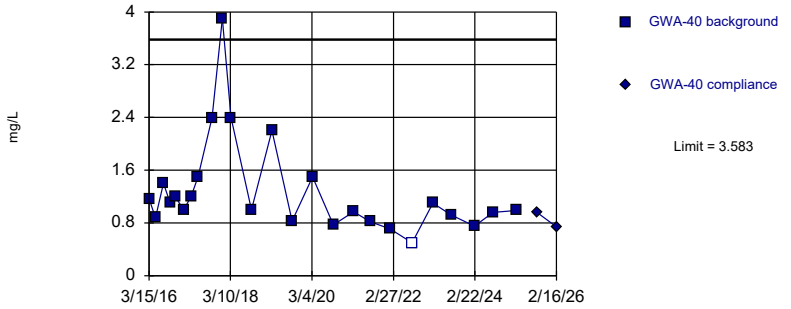

Background Data Summary (based on natural log transformation): Mean=0.1397, Std. Dev.=0.4528, n=25, 4% NDs. Normality test: Shapiro Wilk @alpha = 0.01, calculated = 0.9256, critical = 0.888. Kappa = 2.51 (c=7, w=30, 1 of 2, event alpha = 0.05132). Report alpha = 0.0002508.

Constituent: Chloride Analysis Run 5/1/2026 5:01 PM View: Appendix III Intrawell

Plant Bowen Client: Southern Company Data: Bowen LF 3-8

Sanitas™ v.10.1.06e Software licensed to Groundwater Stats Consulting. UG

Within Limit

Prediction Limit

Intrawell Parametric

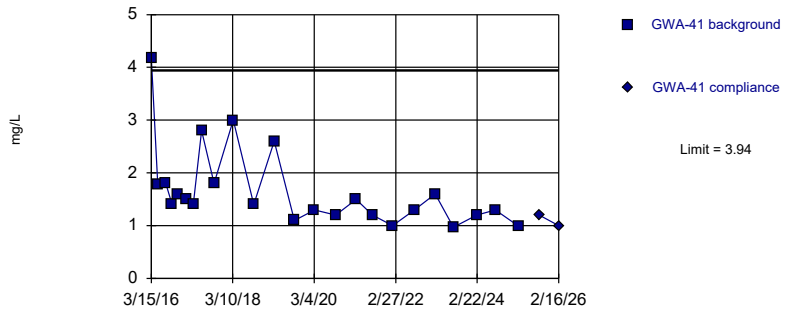

Background Data Summary (based on natural log transformation): Mean=0.4338, Std. Dev.=0.37, n=24. Normality test: Shapiro Wilk @alpha = 0.01, calculated = 0.8919, critical = 0.884. Kappa = 2.533 (c=7, w=30, 1 of 2, event alpha = 0.05132). Report alpha = 0.0002508.

Constituent: Chloride Analysis Run 5/1/2026 5:01 PM View: Appendix III Intrawell

Plant Bowen Client: Southern Company Data: Bowen LF 3-8

Sanitas™ v.10.1.06e Software licensed to Groundwater Stats Consulting. UG

Within Limit

Prediction Limit

Intrawell Parametric

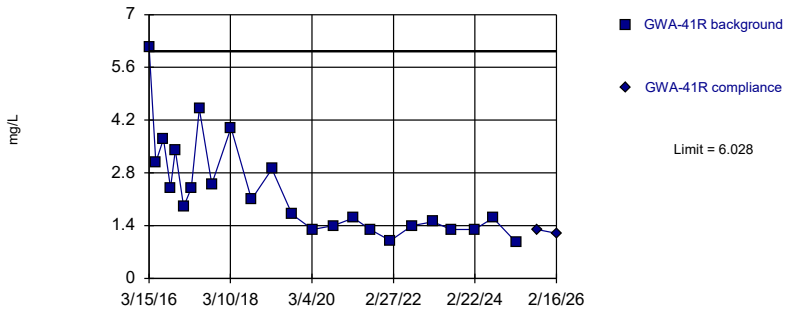

Background Data Summary (based on square root transformation): Mean=1.471, Std. Dev.=0.3888, n=24. Normality test: Shapiro Wilk @alpha = 0.01, calculated = 0.9139, critical = 0.884. Kappa = 2.533 (c=7, w=30, 1 of 2, event alpha = 0.05132). Report alpha = 0.0002508.

Constituent: Chloride Analysis Run 5/1/2026 5:01 PM View: Appendix III Intrawell

Plant Bowen Client: Southern Company Data: Bowen LF 3-8

Sanitas™ v.10.1.06e Software licensed to Groundwater Stats Consulting. UG

Within Limit

Prediction Limit

Intrawell Parametric

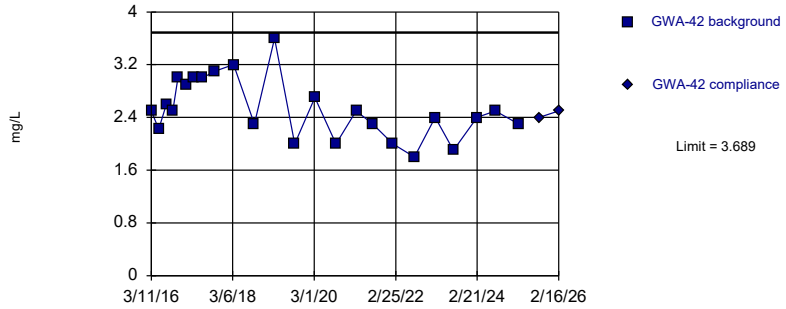

Background Data Summary: Mean=2.53, Std. Dev.=0.4576, n=24. Normality test: Shapiro Wilk @alpha = 0.01, calculated = 0.9611, critical = 0.884. Kappa = 2.533 (c=7, w=30, 1 of 2, event alpha = 0.05132). Report alpha = 0.0002508.

Constituent: Chloride Analysis Run 5/1/2026 5:01 PM View: Appendix III Intrawell

Plant Bowen Client: Southern Company Data: Bowen LF 3-8

Sanitas™ v.10.1.06e Software licensed to Groundwater Stats Consulting. UG

Within Limit

Prediction Limit

Intrawell Parametric

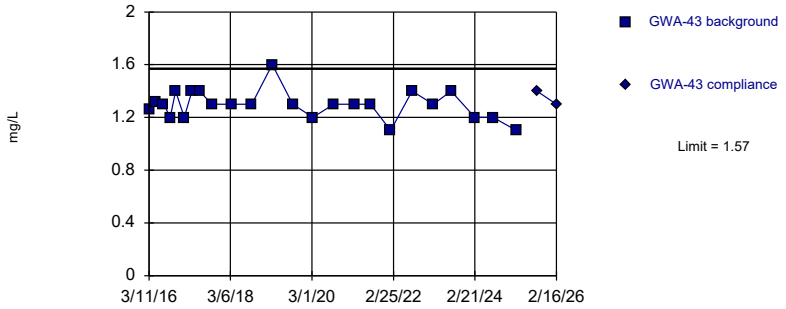

Background Data Summary: Mean=1.295, Std. Dev.=0.1087, n=24. Normality test: Shapiro Wilk @alpha = 0.01, calculated = 0.9101, critical = 0.884. Kappa = 2.533 (c=7, w=30, 1 of 2, event alpha = 0.05132). Report alpha = 0.0002508.

Constituent: Chloride Analysis Run 5/1/2026 5:01 PM View: Appendix III Intrawell

Plant Bowen Client: Southern Company Data: Bowen LF 3-8

Sanitas™ v.10.1.06e Software licensed to Groundwater Stats Consulting. UG

Within Limit

Prediction Limit

Intrawell Parametric

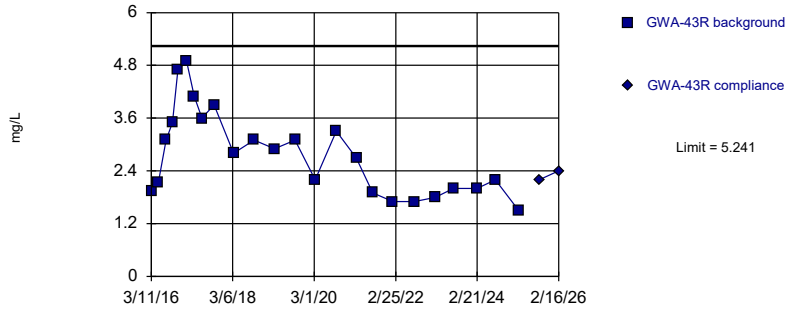

Background Data Summary: Mean=2.783, Std. Dev.=0.9706, n=24. Normality test: Shapiro Wilk @alpha = 0.01, calculated = 0.9261, critical = 0.884. Kappa = 2.533 (c=7, w=30, 1 of 2, event alpha = 0.05132). Report alpha = 0.0002508.

Constituent: Chloride Analysis Run 5/1/2026 5:01 PM View: Appendix III Intrawell

Plant Bowen Client: Southern Company Data: Bowen LF 3-8

Sanitas™ v.10.1.06e Software licensed to Groundwater Stats Consulting. UG

Within Limit

Prediction Limit

Intrawell Parametric

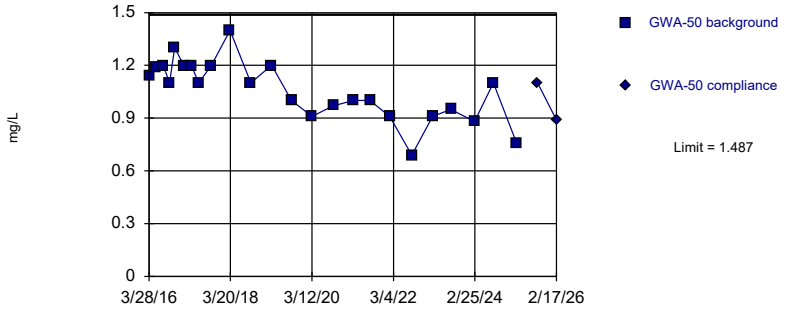

Background Data Summary: Mean=1.059, Std. Dev.=0.1692, n=24. Normality test: Shapiro Wilk @alpha = 0.01, calculated = 0.9688, critical = 0.884. Kappa = 2.533 (c=7, w=30, 1 of 2, event alpha = 0.05132). Report alpha = 0.0002508.

Constituent: Chloride Analysis Run 5/1/2026 5:01 PM View: Appendix III Intrawell

Plant Bowen Client: Southern Company Data: Bowen LF 3-8

Sanitas™ v.10.1.06e Software licensed to Groundwater Stats Consulting. UG
Hollow symbols indicate censored values.

Within Limit

Prediction Limit

Intrawell Parametric

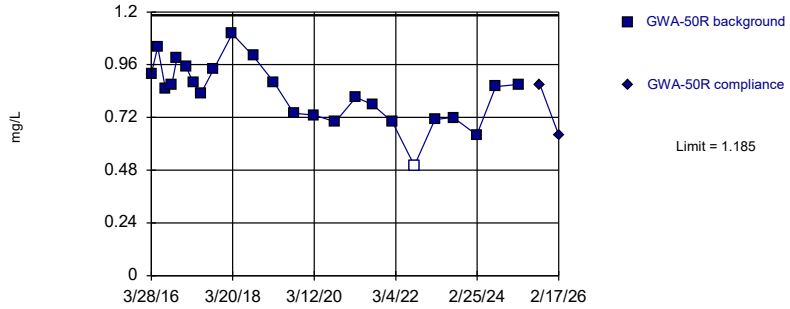

Background Data Summary: Mean=0.8338, Std. Dev.=0.1386, n=24, 4.167% NDs. Normality test: Shapiro Wilk @alpha = 0.01, calculated = 0.983, critical = 0.884. Kappa = 2.533 (c=7, w=30, 1 of 2, event alpha = 0.05132). Report alpha = 0.0002508.

Constituent: Chloride Analysis Run 5/1/2026 5:01 PM View: Appendix III Intrawell

Plant Bowen Client: Southern Company Data: Bowen LF 3-8

Sanitas™ v.10.1.06e Software licensed to Groundwater Stats Consulting. UG

Within Limit

Prediction Limit

Intrawell Parametric

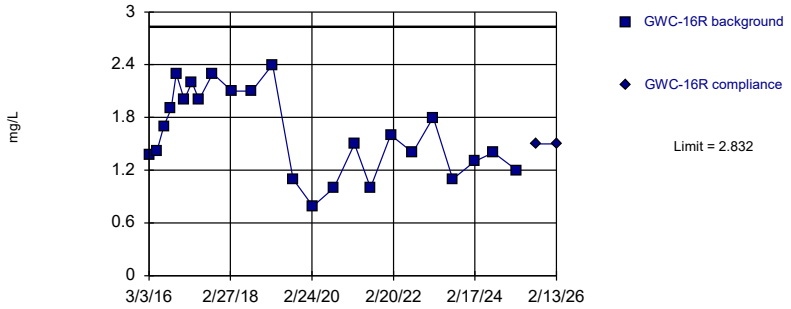

Background Data Summary: Mean=1.624, Std. Dev.=0.4769, n=24. Normality test: Shapiro Wilk @alpha = 0.01, calculated = 0.9514, critical = 0.884. Kappa = 2.533 (c=7, w=30, 1 of 2, event alpha = 0.05132). Report alpha = 0.0002508.

Constituent: Chloride Analysis Run 5/1/2026 5:01 PM View: Appendix III Intrawell

Plant Bowen Client: Southern Company Data: Bowen LF 3-8

Sanitas™ v.10.1.06e Software licensed to Groundwater Stats Consulting. UG

Within Limit

Prediction Limit

Intrawell Non-parametric

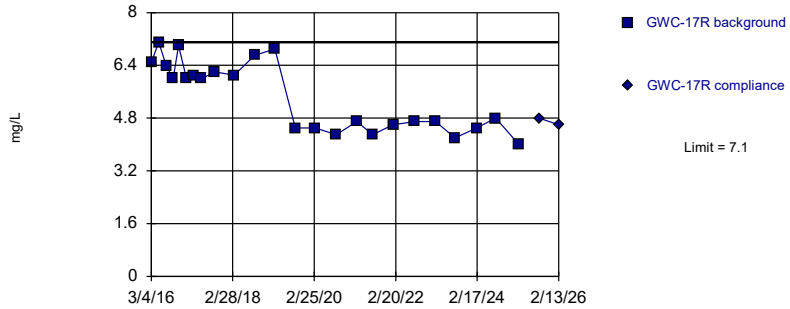

Non-parametric test used in lieu of parametric prediction limit because the Shapiro Wilk normality test showed the data to be non-normal at the 0.01 alpha level. Limit is highest of 24 background values. Well-constituent pair annual alpha = 0.006238. Individual comparison alpha = 0.003124 (1 of 2).

Constituent: Chloride Analysis Run 5/1/2026 5:01 PM View: Appendix III Intrawell

Plant Bowen Client: Southern Company Data: Bowen LF 3-8

Sanitas™ v.10.1.06e Software licensed to Groundwater Stats Consulting. UG

Within Limit

Prediction Limit

Intrawell Parametric

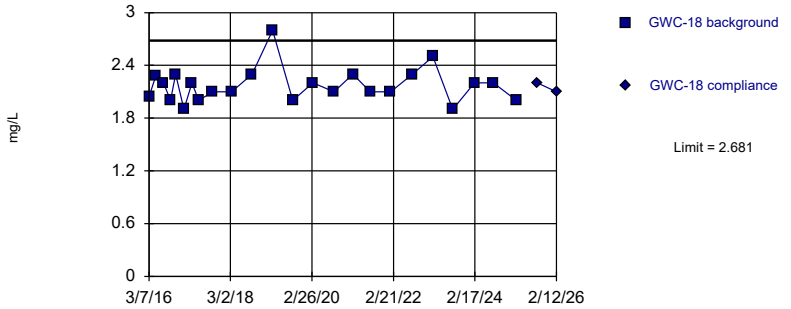

Background Data Summary (based on square root transformation): Mean=1.472, Std. Dev.=0.06518, n=24. Normality test: Shapiro Wilk @alpha = 0.01, calculated = 0.9006, critical = 0.884. Kappa = 2.533 (c=7, w=30, 1 of 2, event alpha = 0.05132). Report alpha = 0.0002508.

Constituent: Chloride Analysis Run 5/1/2026 5:01 PM View: Appendix III Intrawell

Plant Bowen Client: Southern Company Data: Bowen LF 3-8

Sanitas™ v.10.1.06e Software licensed to Groundwater Stats Consulting. UG

Within Limit

Prediction Limit

Intrawell Non-parametric

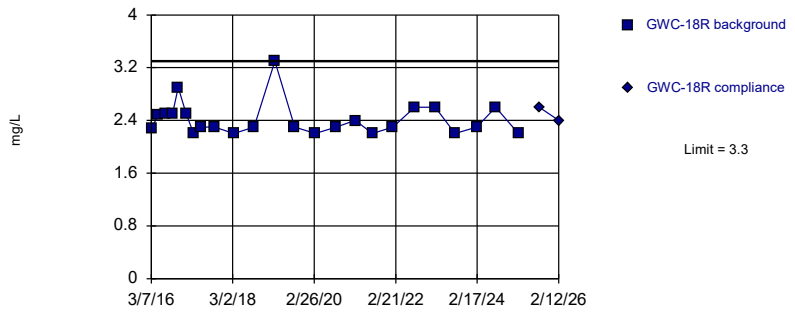

Non-parametric test used in lieu of parametric prediction limit because the Shapiro Wilk normality test showed the data to be non-normal at the 0.01 alpha level. Limit is highest of 24 background values. Well-constituent pair annual alpha = 0.006238. Individual comparison alpha = 0.003124 (1 of 2).

Constituent: Chloride Analysis Run 5/1/2026 5:01 PM View: Appendix III Intrawell

Plant Bowen Client: Southern Company Data: Bowen LF 3-8

Sanitas™ v.10.1.06e Software licensed to Groundwater Stats Consulting. UG

Within Limit

Prediction Limit

Intrawell Parametric

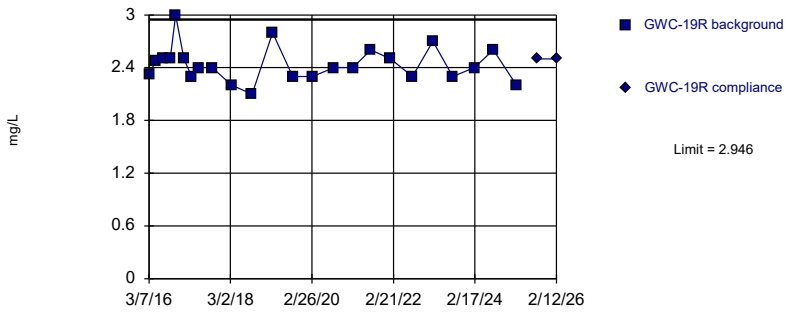

Background Data Summary: Mean=2.438, Std. Dev.=0.2008, n=24. Normality test: Shapiro Wilk @alpha = 0.01, calculated = 0.9307, critical = 0.884. Kappa = 2.533 (c=7, w=30, 1 of 2, event alpha = 0.05132). Report alpha = 0.0002508.

Constituent: Chloride Analysis Run 5/1/2026 5:01 PM View: Appendix III Intrawell

Plant Bowen Client: Southern Company Data: Bowen LF 3-8

Sanitas™ v.10.1.06e Software licensed to Groundwater Stats Consulting. UG

Within Limit

Prediction Limit

Intrawell Parametric

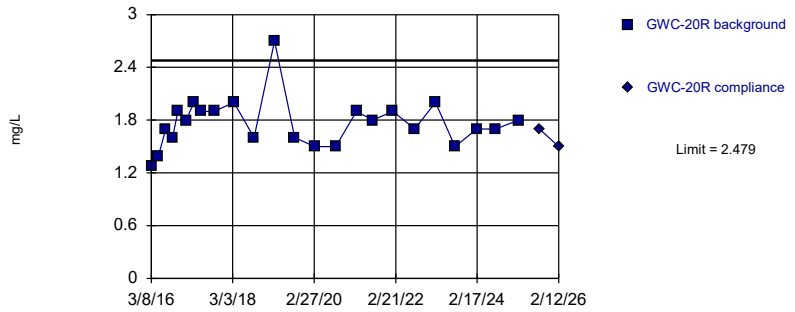

Background Data Summary: Mean=1.765, Std. Dev.=0.282, n=24. Normality test: Shapiro Wilk @alpha = 0.01, calculated = 0.8903, critical = 0.884. Kappa = 2.533 (c=7, w=30, 1 of 2, event alpha = 0.05132). Report alpha = 0.0002508.

Constituent: Chloride Analysis Run 5/1/2026 5:01 PM View: Appendix III Intrawell

Plant Bowen Client: Southern Company Data: Bowen LF 3-8

Sanitas™ v.10.1.06e Software licensed to Groundwater Stats Consulting. UG

Within Limit

Prediction Limit

Intrawell Parametric

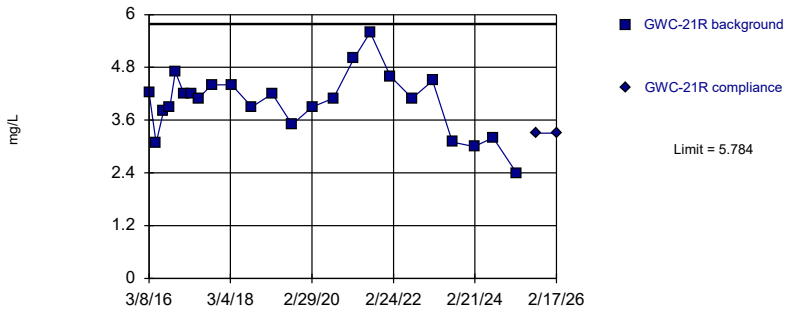

Background Data Summary: Mean=4.004, Std. Dev.=0.7026, n=24. Normality test: Shapiro Wilk @alpha = 0.01, calculated = 0.9665, critical = 0.884. Kappa = 2.533 (c=7, w=30, 1 of 2, event alpha = 0.05132). Report alpha = 0.0002508.

Constituent: Chloride Analysis Run 5/1/2026 5:01 PM View: Appendix III Intrawell

Plant Bowen Client: Southern Company Data: Bowen LF 3-8

Sanitas™ v.10.1.06e Software licensed to Groundwater Stats Consulting. UG

Within Limit

Prediction Limit

Intrawell Parametric

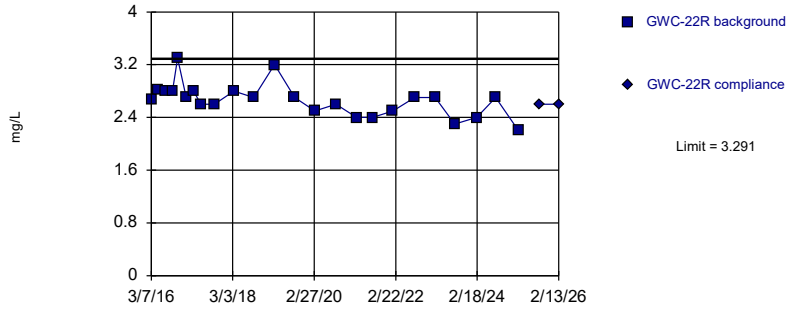

Background Data Summary: Mean=2.662, Std. Dev.=0.2483, n=24. Normality test: Shapiro Wilk @alpha = 0.01, calculated = 0.9205, critical = 0.884. Kappa = 2.533 (c=7, w=30, 1 of 2, event alpha = 0.05132). Report alpha = 0.0002508.

Constituent: Chloride Analysis Run 5/1/2026 5:01 PM View: Appendix III Intrawell

Plant Bowen Client: Southern Company Data: Bowen LF 3-8

Sanitas™ v.10.1.06e Software licensed to Groundwater Stats Consulting. UG

Within Limit

Prediction Limit

Intrawell Parametric

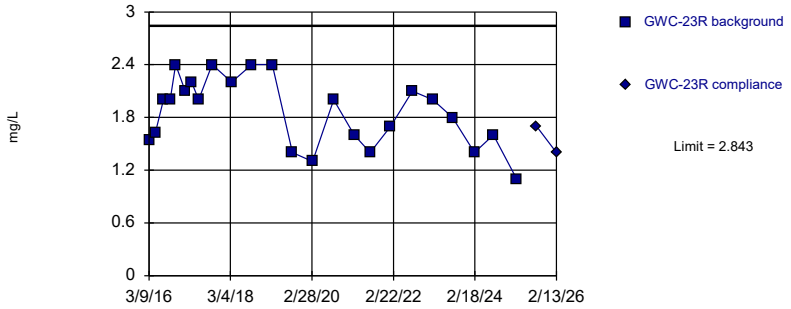

Background Data Summary: Mean=1.861, Std. Dev.=0.3878, n=24. Normality test: Shapiro Wilk @alpha = 0.01, calculated = 0.9394, critical = 0.884. Kappa = 2.533 (c=7, w=30, 1 of 2, event alpha = 0.05132). Report alpha = 0.0002508.

Constituent: Chloride Analysis Run 5/1/2026 5:01 PM View: Appendix III Intrawell

Plant Bowen Client: Southern Company Data: Bowen LF 3-8

Sanitas™ v.10.1.06e Software licensed to Groundwater Stats Consulting. UG

Hollow symbols indicate censored values.

Within Limit

Prediction Limit

Intrawell Parametric

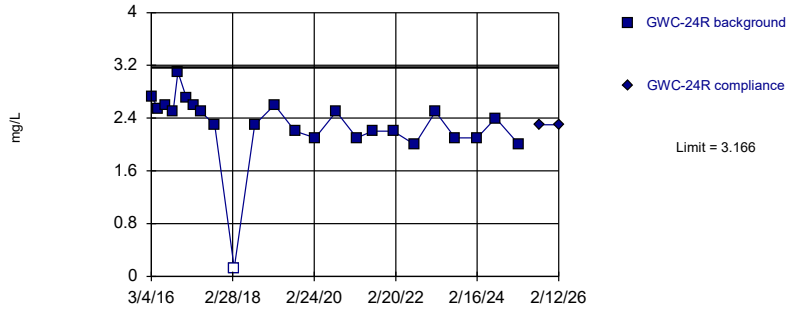

Background Data Summary (based on square transformation): Mean=5.525, Std. Dev.=1.777, n=24, 4.167% NDs. Normality test: Shapiro Wilk @alpha = 0.01, calculated = 0.9078, critical = 0.884. Kappa = 2.533 (c=7, w=30, 1 of 2, event alpha = 0.05132). Report alpha = 0.0002508.

Constituent: Chloride Analysis Run 5/1/2026 5:01 PM View: Appendix III Intrawell

Plant Bowen Client: Southern Company Data: Bowen LF 3-8

Sanitas™ v.10.1.06e Software licensed to Groundwater Stats Consulting. UG

Within Limit

Prediction Limit

Intrawell Parametric

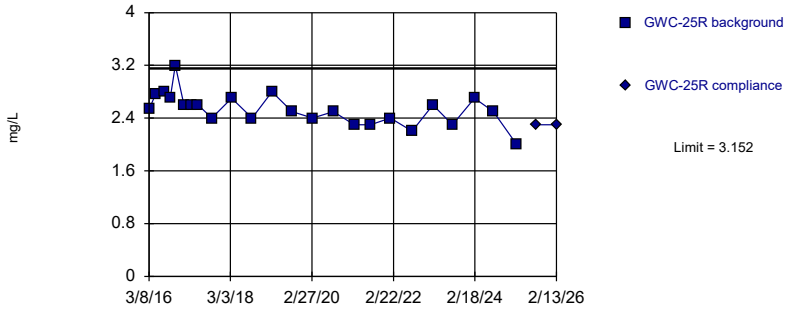

Background Data Summary: Mean=2.533, Std. Dev.=0.2443, n=24. Normality test: Shapiro Wilk @alpha = 0.01, calculated = 0.9645, critical = 0.884. Kappa = 2.533 (c=7, w=30, 1 of 2, event alpha = 0.05132). Report alpha = 0.0002508.

Constituent: Chloride Analysis Run 5/1/2026 5:01 PM View: Appendix III Intrawell

Plant Bowen Client: Southern Company Data: Bowen LF 3-8

Sanitas™ v.10.1.06e Software licensed to Groundwater Stats Consulting. UG

Within Limit

Prediction Limit

Intrawell Parametric

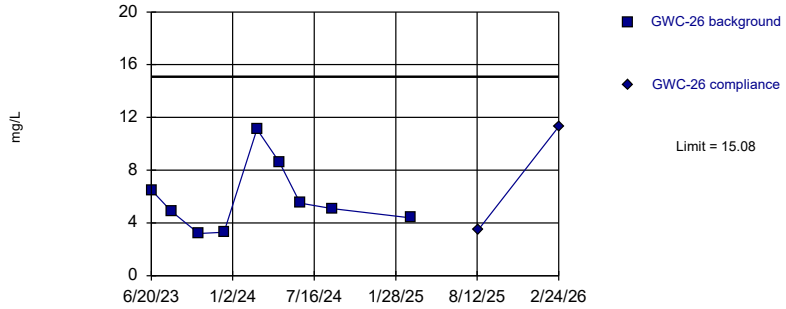

Background Data Summary: Mean=5.844, Std. Dev.=2.568, n=9. Normality test: Shapiro Wilk @alpha = 0.1, calculated = 0.8874, critical = 0.859. Kappa = 3.596 (c=7, w=30, 1 of 2, event alpha = 0.05132). Report alpha = 0.0002508.

Constituent: Chloride Analysis Run 5/1/2026 5:01 PM View: Appendix III Intrawell

Plant Bowen Client: Southern Company Data: Bowen LF 3-8

Sanitas™ v.10.1.06e Software licensed to Groundwater Stats Consulting. UG

Within Limit

Prediction Limit

Intrawell Non-parametric

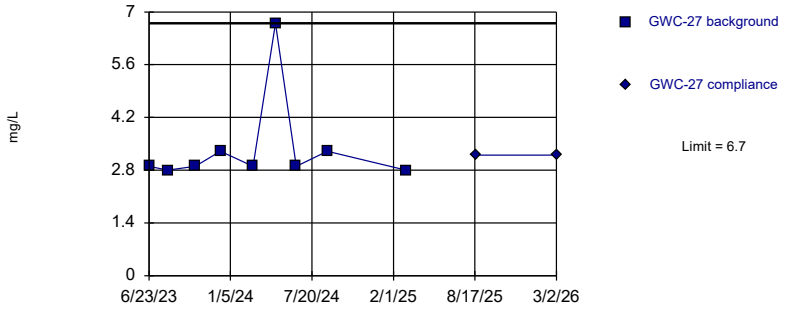

Non-parametric test used in lieu of parametric prediction limit because the Shapiro Wilk normality test showed the data to be non-normal at the 0.1 alpha level. Limit is highest of 9 background values. Well-constituent pair annual alpha = 0.03586. Individual comparison alpha = 0.01809 (1 of 2).

Constituent: Chloride Analysis Run 5/1/2026 5:01 PM View: Appendix III Intrawell

Plant Bowen Client: Southern Company Data: Bowen LF 3-8

Sanitas™ v.10.1.06e Software licensed to Groundwater Stats Consulting. UG

Within Limit

Prediction Limit

Intrawell Non-parametric

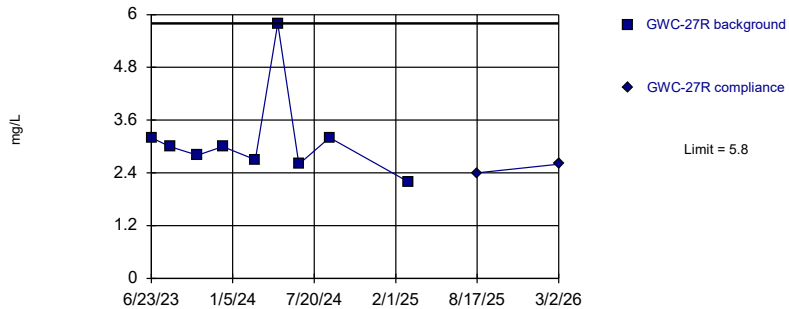

Non-parametric test used in lieu of parametric prediction limit because the Shapiro Wilk normality test showed the data to be non-normal at the 0.1 alpha level. Limit is highest of 9 background values. Well-constituent pair annual alpha = 0.03586. Individual comparison alpha = 0.01809 (1 of 2).

Constituent: Chloride Analysis Run 5/1/2026 5:01 PM View: Appendix III Intrawell

Plant Bowen Client: Southern Company Data: Bowen LF 3-8

Sanitas™ v.10.1.06e Software licensed to Groundwater Stats Consulting. UG

Within Limit

Prediction Limit

Intrawell Parametric

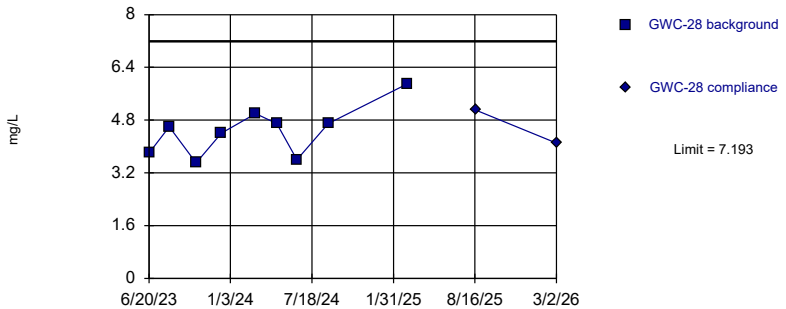

Background Data Summary: Mean=4.467, Std. Dev.=0.7583, n=9. Normality test: Shapiro Wilk @alpha = 0.1, calculated = 0.9347, critical = 0.859. Kappa = 3.596 (c=7, w=30, 1 of 2, event alpha = 0.05132). Report alpha = 0.0002508.

Constituent: Chloride Analysis Run 5/1/2026 5:01 PM View: Appendix III Intrawell

Plant Bowen Client: Southern Company Data: Bowen LF 3-8

Sanitas™ v.10.1.06e Software licensed to Groundwater Stats Consulting. UG

Within Limit

Prediction Limit

Intrawell Parametric

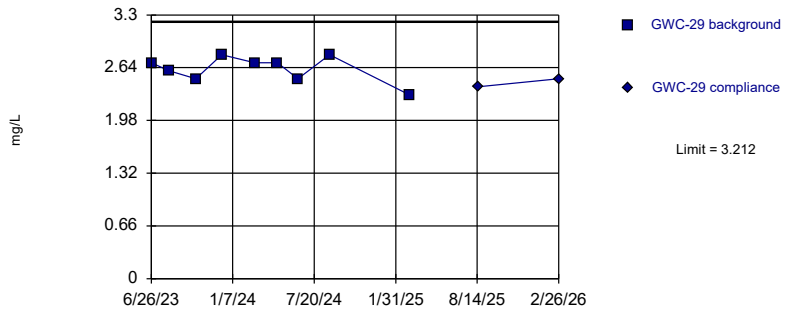

Background Data Summary: Mean=2.622, Std. Dev.=0.1641, n=9. Normality test: Shapiro Wilk @alpha = 0.1, calculated = 0.901, critical = 0.859. Kappa = 3.596 (c=7, w=30, 1 of 2, event alpha = 0.05132). Report alpha = 0.0002508.

Constituent: Chloride Analysis Run 5/1/2026 5:01 PM View: Appendix III Intrawell

Plant Bowen Client: Southern Company Data: Bowen LF 3-8

Sanitas™ v.10.1.06e Software licensed to Groundwater Stats Consulting. UG

Within Limit

Prediction Limit

Intrawell Non-parametric

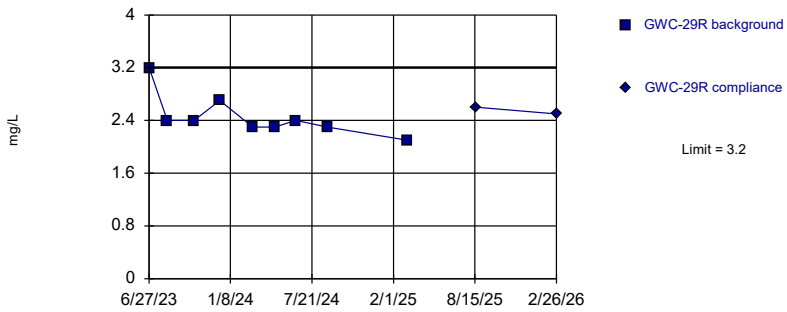

Non-parametric test used in lieu of parametric prediction limit because the Shapiro Wilk normality test showed the data to be non-normal at the 0.1 alpha level. Limit is highest of 9 background values. Well-constituent pair annual alpha = 0.03586. Individual comparison alpha = 0.01809 (1 of 2).

Constituent: Chloride Analysis Run 5/1/2026 5:01 PM View: Appendix III Intrawell

Plant Bowen Client: Southern Company Data: Bowen LF 3-8

Sanitas™ v.10.1.06e Software licensed to Groundwater Stats Consulting. UG

Within Limit

Prediction Limit

Intrawell Parametric

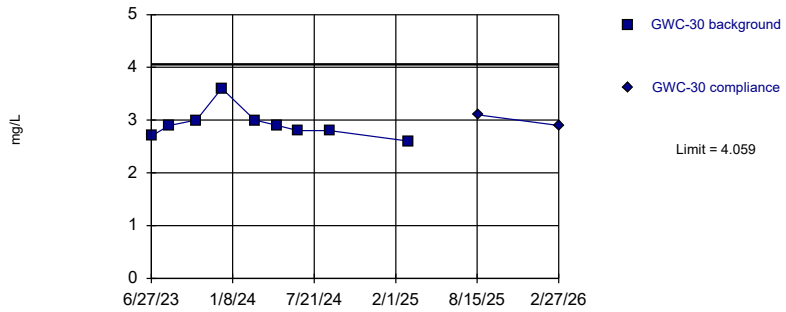

Background Data Summary (based on natural log transformation): Mean=1.068, Std. Dev.=0.09248, n=9. Normality test: Shapiro Wilk @alpha = 0.1, calculated = 0.8612, critical = 0.859. Kappa = 3.596 (c=7, w=30, 1 of 2, event alpha = 0.05132). Report alpha = 0.0002508.

Constituent: Chloride Analysis Run 5/1/2026 5:01 PM View: Appendix III Intrawell

Plant Bowen Client: Southern Company Data: Bowen LF 3-8

Sanitas™ v.10.1.06e Software licensed to Groundwater Stats Consulting. UG

Within Limit

Prediction Limit

Intrawell Parametric

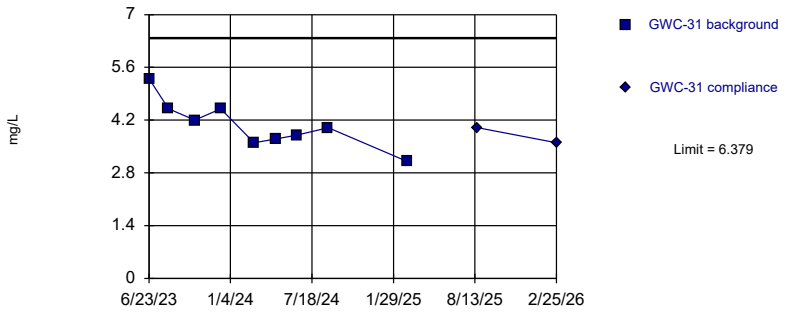

Background Data Summary: Mean=4.078, Std. Dev.=0.6399, n=9. Normality test: Shapiro Wilk @alpha = 0.1, calculated = 0.9709, critical = 0.859. Kappa = 3.596 (c=7, w=30, 1 of 2, event alpha = 0.05132). Report alpha = 0.0002508.

Constituent: Chloride Analysis Run 5/1/2026 5:01 PM View: Appendix III Intrawell

Plant Bowen Client: Southern Company Data: Bowen LF 3-8

Sanitas™ v.10.1.06e Software licensed to Groundwater Stats Consulting. UG

Within Limit

Prediction Limit

Intrawell Parametric

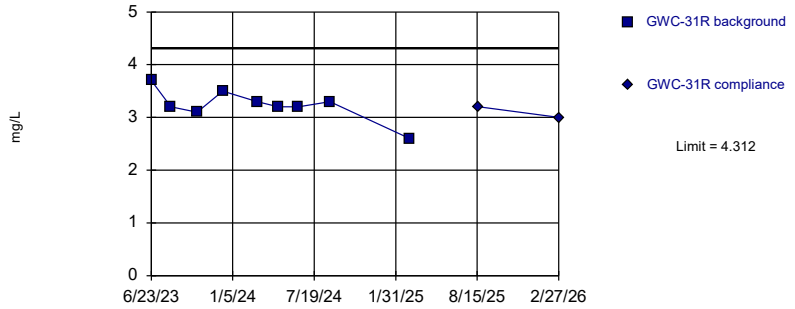

Background Data Summary: Mean=3.233, Std. Dev.=0.3, n=9. Normality test: Shapiro Wilk @alpha = 0.1, calculated = 0.9038, critical = 0.859. Kappa = 3.596 (c=7, w=30, 1 of 2, event alpha = 0.05132). Report alpha = 0.0002508.

Constituent: Chloride Analysis Run 5/1/2026 5:01 PM View: Appendix III Intrawell

Plant Bowen Client: Southern Company Data: Bowen LF 3-8

Sanitas™ v.10.1.06e Software licensed to Groundwater Stats Consulting. UG

Within Limit

Prediction Limit

Intrawell Parametric

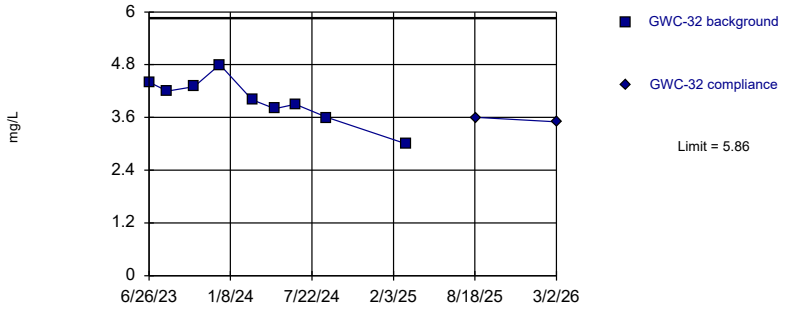

Background Data Summary: Mean=4, Std. Dev.=0.5172, n=9. Normality test: Shapiro Wilk @alpha = 0.1, calculated = 0.9778, critical = 0.859. Kappa = 3.596 (c=7, w=30, 1 of 2, event alpha = 0.05132). Report alpha = 0.0002508.

Constituent: Chloride Analysis Run 5/1/2026 5:01 PM View: Appendix III Intrawell

Plant Bowen Client: Southern Company Data: Bowen LF 3-8

Sanitas™ v.10.1.06e Software licensed to Groundwater Stats Consulting. UG

Within Limit

Prediction Limit

Intrawell Non-parametric

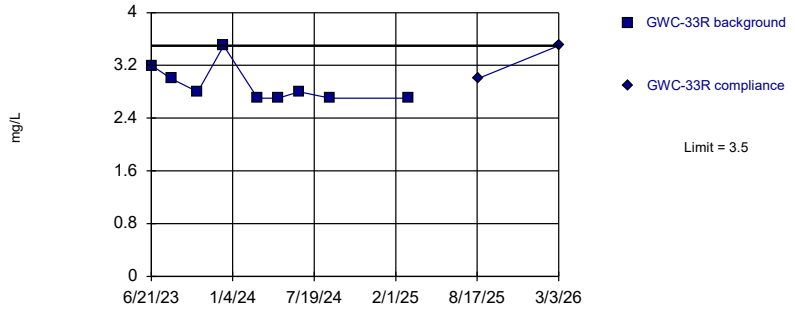

Non-parametric test used in lieu of parametric prediction limit because the Shapiro Wilk normality test showed the data to be non-normal at the 0.1 alpha level. Limit is highest of 9 background values. Well-constituent pair annual alpha = 0.03586. Individual comparison alpha = 0.01809 (1 of 2).

Constituent: Chloride Analysis Run 5/1/2026 5:01 PM View: Appendix III Intrawell

Plant Bowen Client: Southern Company Data: Bowen LF 3-8

Sanitas™ v.10.1.06e Software licensed to Groundwater Stats Consulting. UG

Within Limit

Prediction Limit

Intrawell Parametric

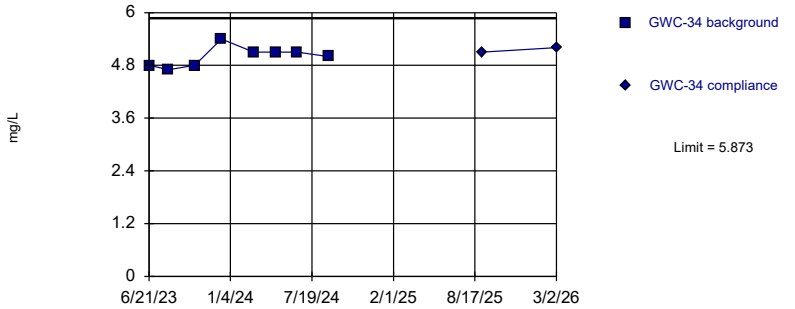

Background Data Summary: Mean=5, Std. Dev.=0.2268, n=8. Normality test: Shapiro Wilk @alpha = 0.1, calculated = 0.9231, critical = 0.851. Kappa = 3.848 (c=7, w=30, 1 of 2, event alpha = 0.05132). Report alpha = 0.0002508.

Constituent: Chloride Analysis Run 5/1/2026 5:01 PM View: Appendix III Intrawell

Plant Bowen Client: Southern Company Data: Bowen LF 3-8

Sanitas™ v.10.1.06e Software licensed to Groundwater Stats Consulting. UG

Within Limit

Prediction Limit

Intrawell Parametric

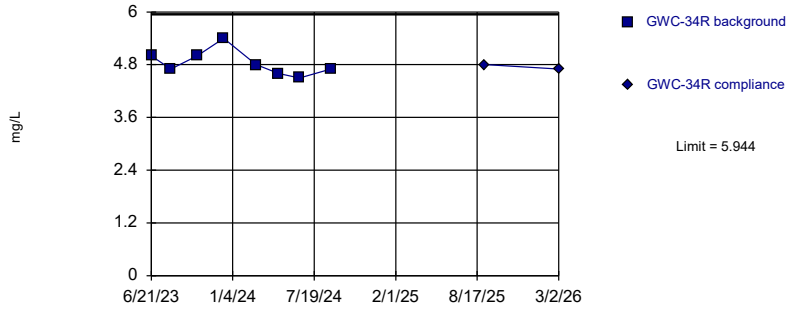

Background Data Summary: Mean=4.838, Std. Dev.=0.2875, n=8. Normality test: Shapiro Wilk @alpha = 0.1, calculated = 0.9186, critical = 0.851. Kappa = 3.848 (c=7, w=30, 1 of 2, event alpha = 0.05132). Report alpha = 0.0002508.

Constituent: Chloride Analysis Run 5/1/2026 5:01 PM View: Appendix III Intrawell

Plant Bowen Client: Southern Company Data: Bowen LF 3-8

Sanitas™ v.10.1.06e Software licensed to Groundwater Stats Consulting. UG

Within Limit

Prediction Limit

Intrawell Parametric

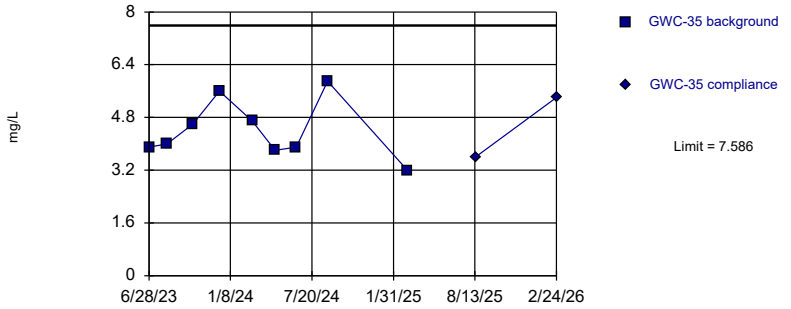

Background Data Summary: Mean=4.4, Std. Dev.=0.886, n=9. Normality test: Shapiro Wilk @alpha = 0.1, calculated = 0.9157, critical = 0.859. Kappa = 3.596 (c=7, w=30, 1 of 2, event alpha = 0.05132). Report alpha = 0.0002508.

Constituent: Chloride Analysis Run 5/1/2026 5:01 PM View: Appendix III Intrawell

Plant Bowen Client: Southern Company Data: Bowen LF 3-8

Sanitas™ v.10.1.06e Software licensed to Groundwater Stats Consulting. UG

Within Limit

Prediction Limit

Intrawell Parametric

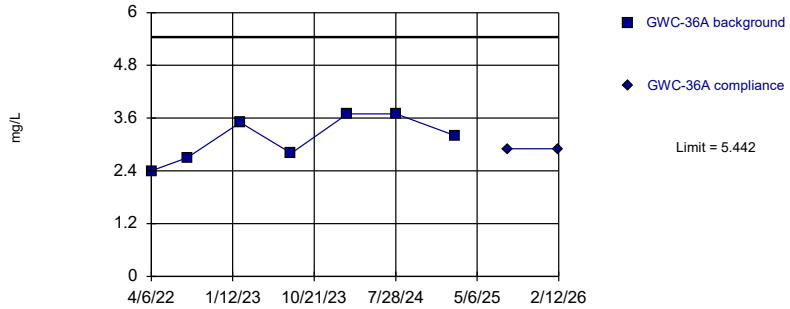

Background Data Summary: Mean=3.143, Std. Dev.=0.5192, n=7. Normality test: Shapiro Wilk @alpha = 0.1, calculated = 0.9075, critical = 0.838. Kappa = 4.428 (c=7, w=30, 1 of 2, event alpha = 0.05132). Report alpha = 0.0002508.

Constituent: Chloride Analysis Run 5/1/2026 5:01 PM View: Appendix III Intrawell

Plant Bowen Client: Southern Company Data: Bowen LF 3-8

Sanitas™ v.10.1.06e Software licensed to Groundwater Stats Consulting. UG

Within Limit

Prediction Limit

Intrawell Parametric

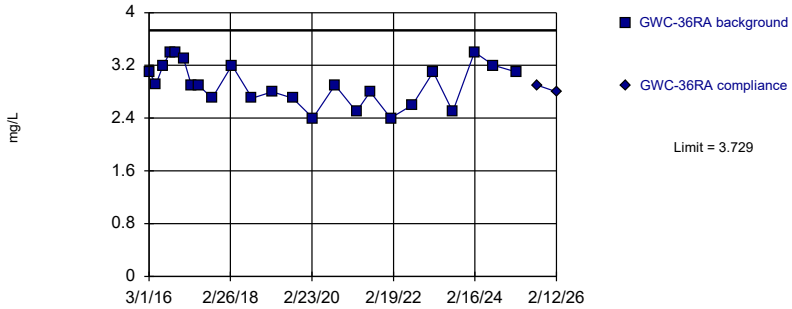

Background Data Summary: Mean=2.922, Std. Dev.=0.3188, n=24. Normality test: Shapiro Wilk @alpha = 0.01, calculated = 0.9449, critical = 0.884. Kappa = 2.533 (c=7, w=30, 1 of 2, event alpha = 0.05132). Report alpha = 0.0002508.

Constituent: Chloride Analysis Run 5/1/2026 5:02 PM View: Appendix III Intrawell

Plant Bowen Client: Southern Company Data: Bowen LF 3-8

Sanitas™ v.10.1.06e Software licensed to Groundwater Stats Consulting. UG

Within Limit

Prediction Limit

Intrawell Parametric

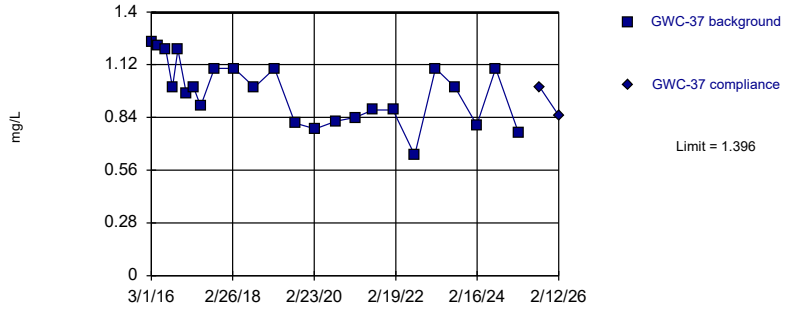

Background Data Summary: Mean=0.9766, Std. Dev.=0.1657, n=24. Normality test: Shapiro Wilk @alpha = 0.01, calculated = 0.9553, critical = 0.884. Kappa = 2.533 (c=7, w=30, 1 of 2, event alpha = 0.05132). Report alpha = 0.0002508.

Constituent: Chloride Analysis Run 5/1/2026 5:02 PM View: Appendix III Intrawell

Plant Bowen Client: Southern Company Data: Bowen LF 3-8

Sanitas™ v.10.1.06e Software licensed to Groundwater Stats Consulting. UG

Within Limit

Prediction Limit

Intrawell Parametric

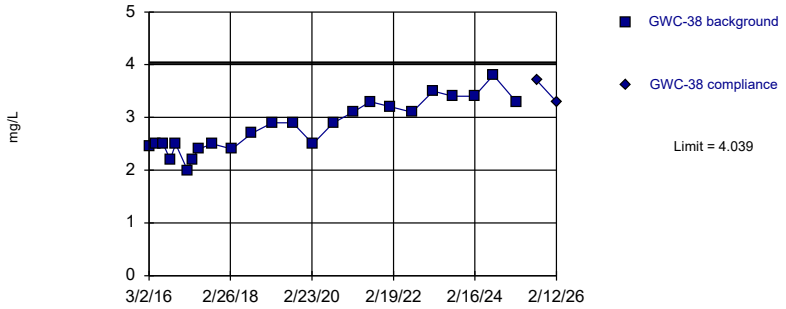

Background Data Summary: Mean=2.819, Std. Dev.=0.4817, n=24. Normality test: Shapiro Wilk @alpha = 0.01, calculated = 0.9515, critical = 0.884. Kappa = 2.533 (c=7, w=30, 1 of 2, event alpha = 0.05132). Report alpha = 0.0002508.

Constituent: Chloride Analysis Run 5/1/2026 5:02 PM View: Appendix III Intrawell

Plant Bowen Client: Southern Company Data: Bowen LF 3-8

Sanitas™ v.10.1.06e Software licensed to Groundwater Stats Consulting. UG

Within Limit

Prediction Limit

Intrawell Parametric

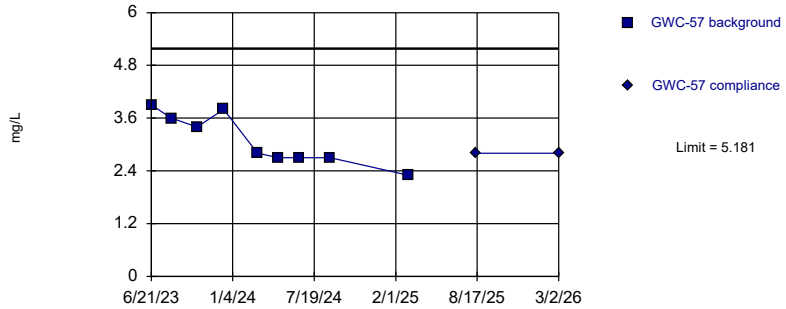

Background Data Summary: Mean=3.1, Std. Dev.=0.5788, n=9. Normality test: Shapiro Wilk @alpha = 0.1, calculated = 0.8884, critical = 0.859. Kappa = 3.596 (c=7, w=30, 1 of 2, event alpha = 0.05132). Report alpha = 0.0002508.

Constituent: Chloride Analysis Run 5/1/2026 5:02 PM View: Appendix III Intrawell

Plant Bowen Client: Southern Company Data: Bowen LF 3-8

Sanitas™ v.10.1.06e Software licensed to Groundwater Stats Consulting. UG

Hollow symbols indicate censored values.

Within Limit

Prediction Limit

Intrawell Parametric

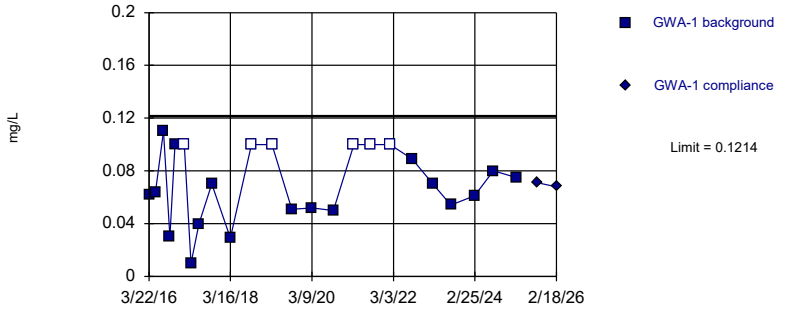

Background Data Summary (after Kaplan-Meier Adjustment): Mean=0.05914, Std. Dev.=0.0246, n=24, 25% NDs. Normality test: Shapiro Wilk @alpha = 0.01, calculated = 0.9288, critical = 0.884. Kappa = 2.533 (c=7, w=30, 1 of 2, event alpha = 0.05132). Report alpha = 0.0002508.

Constituent: Fluoride Analysis Run 5/1/2026 5:02 PM View: Appendix III Intrawell

Plant Bowen Client: Southern Company Data: Bowen LF 3-8

Sanitas™ v.10.1.06e Software licensed to Groundwater Stats Consulting. UG
Hollow symbols indicate censored values.

Within Limit

Prediction Limit

Intrawell Parametric

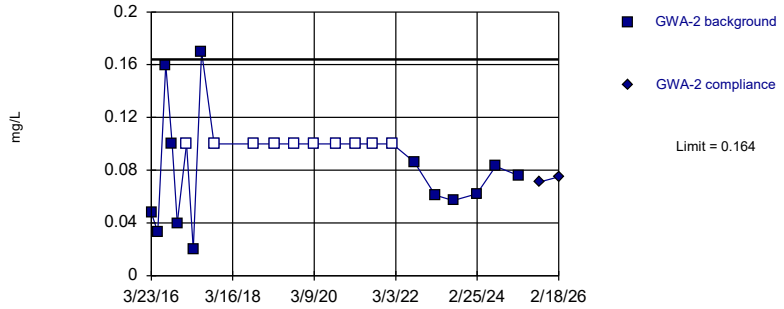

Background Data Summary (after Kaplan-Meier Adjustment): Mean=0.0696, Std. Dev.=0.03692, n=23, 43.48% NDs. Normality test: Shapiro Wilk @alpha = 0.01, calculated = 0.8883, critical = 0.881. Kappa = 2.556 (c=7, w=30, 1 of 2, event alpha = 0.05132). Report alpha = 0.0002508.

Constituent: Fluoride Analysis Run 5/1/2026 5:02 PM View: Appendix III Intrawell

Plant Bowen Client: Southern Company Data: Bowen LF 3-8

Sanitas™ v.10.1.06e Software licensed to Groundwater Stats Consulting. UG
Hollow symbols indicate censored values.

Within Limit

Prediction Limit

Intrawell Non-parametric

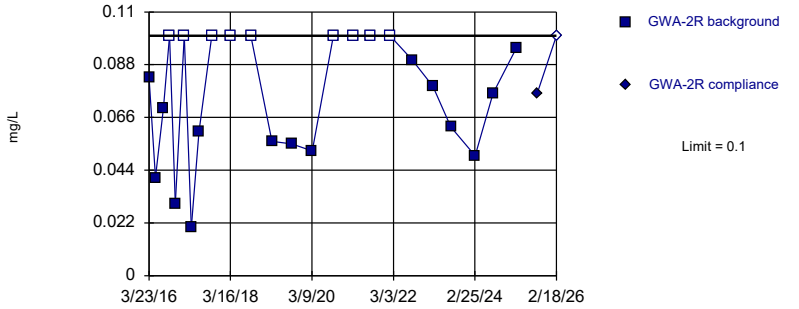

Non-parametric test used in lieu of parametric prediction limit because the Shapiro Wilk normality test showed the data to be non-normal at the 0.01 alpha level. Limit is highest of 24 background values. 37.5% NDs. Well-constituent pair annual alpha = 0.006238. Individual comparison alpha = 0.003124 (1 of 2).

Constituent: Fluoride Analysis Run 5/1/2026 5:02 PM View: Appendix III Intrawell

Plant Bowen Client: Southern Company Data: Bowen LF 3-8

Sanitas™ v.10.1.06e Software licensed to Groundwater Stats Consulting. UG
Hollow symbols indicate censored values.

Within Limit

Prediction Limit

Intrawell Non-parametric

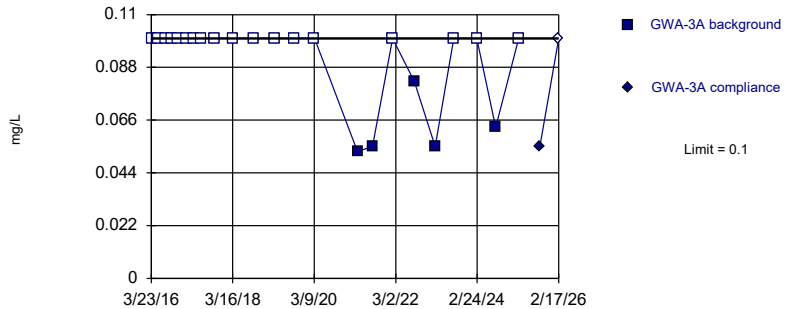

Non-parametric test used in lieu of parametric prediction limit because censored data exceeded 50%. Limit is highest of 23 background values. 78.26% NDs. Well-constituent pair annual alpha = 0.006819. Individual comparison alpha = 0.003415 (1 of 2).

Constituent: Fluoride Analysis Run 5/1/2026 5:02 PM View: Appendix III Intrawell

Plant Bowen Client: Southern Company Data: Bowen LF 3-8

Sanitas™ v.10.1.06e Software licensed to Groundwater Stats Consulting. UG

Within Limit

Prediction Limit

Intrawell Parametric

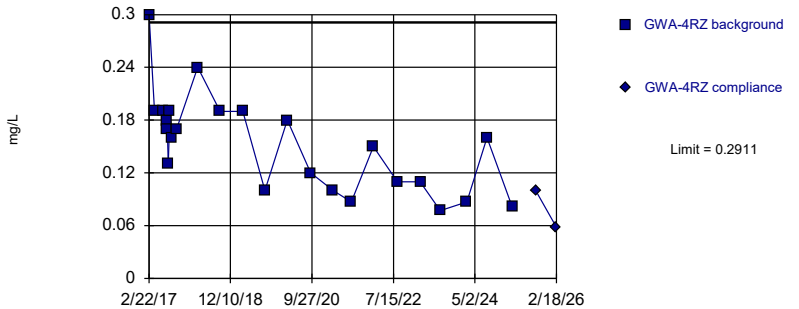

Background Data Summary: Mean=0.1526, Std. Dev.=0.05468, n=24. Normality test: Shapiro Wilk @alpha = 0.01, calculated = 0.9238, critical = 0.884. Kappa = 2.533 (c=7, w=30, 1 of 2, event alpha = 0.05132). Report alpha = 0.0002508.

Constituent: Fluoride Analysis Run 5/1/2026 5:02 PM View: Appendix III Intrawell

Plant Bowen Client: Southern Company Data: Bowen LF 3-8

Sanitas™ v.10.1.06e Software licensed to Groundwater Stats Consulting. UG
Hollow symbols indicate censored values.

Within Limit

Prediction Limit

Intrawell Parametric

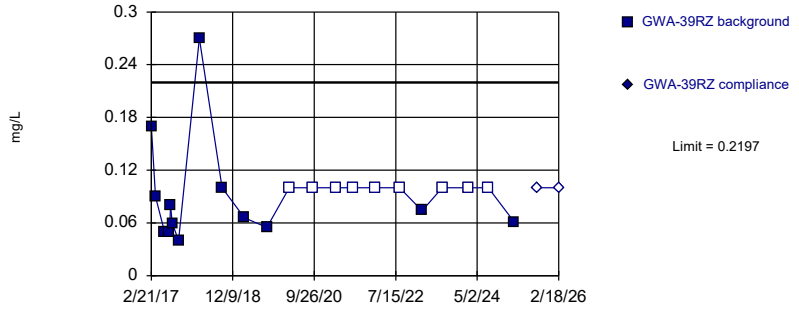

Background Data Summary (based on natural log transformation) (after Kaplan-Meier Adjustment): Mean=-2.68, Std. Dev.=0.4518, n=22, 40.91% NDs. Normality test: Shapiro Wilk @alpha = 0.01, calculated = 0.8916, critical = 0.878. Kappa = 2.578 (c=7, w=30, 1 of 2, event alpha = 0.05132). Report alpha = 0.0002508.

Constituent: Fluoride Analysis Run 5/1/2026 5:02 PM View: Appendix III Intrawell
Plant Bowen Client: Southern Company Data: Bowen LF 3-8

Sanitas™ v.10.1.06e Software licensed to Groundwater Stats Consulting. UG
Hollow symbols indicate censored values.

Within Limit

Prediction Limit

Intrawell Parametric

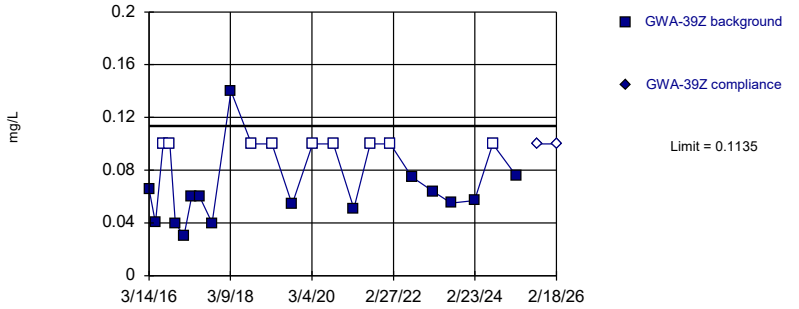

Background Data Summary (after Kaplan-Meier Adjustment): Mean=0.05665, Std. Dev.=0.02243, n=24, 37.5% NDs. Normality test: Shapiro Wilk @alpha = 0.01, calculated = 0.9073, critical = 0.884. Kappa = 2.533 (c=7, w=30, 1 of 2, event alpha = 0.05132). Report alpha = 0.0002508.

Constituent: Fluoride Analysis Run 5/1/2026 5:02 PM View: Appendix III Intrawell
Plant Bowen Client: Southern Company Data: Bowen LF 3-8

Sanitas™ v.10.1.06e Software licensed to Groundwater Stats Consulting. UG
Hollow symbols indicate censored values.

Within Limit

Prediction Limit

Intrawell Non-parametric

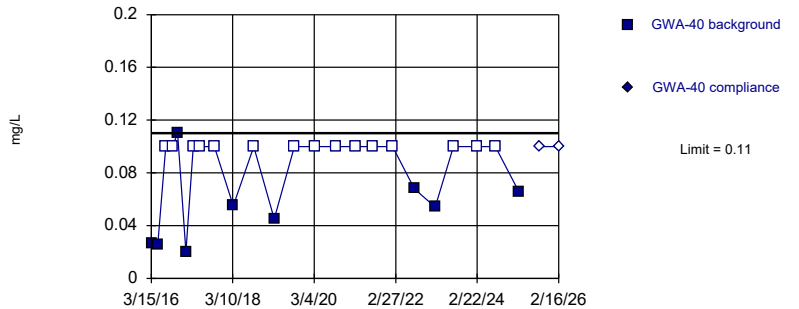

Non-parametric test used in lieu of parametric prediction limit because censored data exceeded 50%. Limit is highest of 24 background values. 62.5% NDs. Well-constituent pair annual alpha = 0.006238. Individual comparison alpha = 0.003124 (1 of 2).

Constituent: Fluoride Analysis Run 5/1/2026 5:02 PM View: Appendix III Intrawell
Plant Bowen Client: Southern Company Data: Bowen LF 3-8

Sanitas™ v.10.1.06e Software licensed to Groundwater Stats Consulting. UG
Hollow symbols indicate censored values.

Within Limit

Prediction Limit

Intrawell Non-parametric

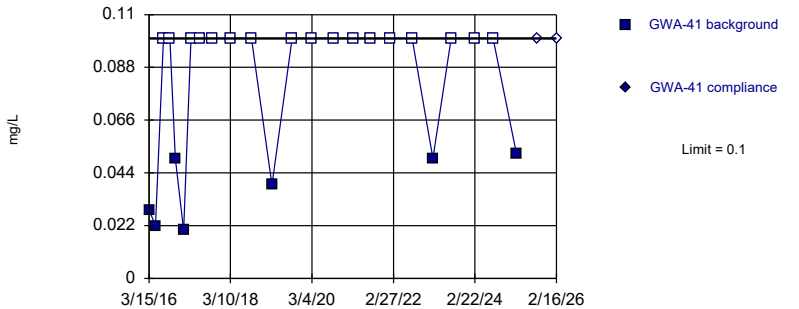

Non-parametric test used in lieu of parametric prediction limit because censored data exceeded 50%. Limit is highest of 24 background values. 70.83% NDs. Well-constituent pair annual alpha = 0.006238. Individual comparison alpha = 0.003124 (1 of 2).

Constituent: Fluoride Analysis Run 5/1/2026 5:02 PM View: Appendix III Intrawell
Plant Bowen Client: Southern Company Data: Bowen LF 3-8

Sanitas™ v.10.1.06e Software licensed to Groundwater Stats Consulting. UG
Hollow symbols indicate censored values.

Within Limit

Prediction Limit

Intrawell Non-parametric

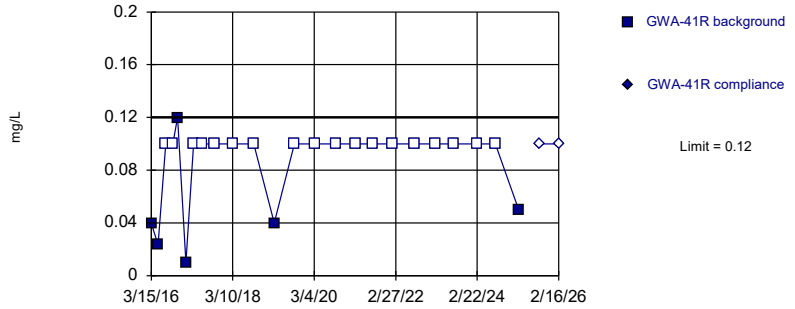

Non-parametric test used in lieu of parametric prediction limit because censored data exceeded 50%. Limit is highest of 24 background values. 75% NDs. Well-constituent pair annual alpha = 0.006238. Individual comparison alpha = 0.003124 (1 of 2).

Constituent: Fluoride Analysis Run 5/1/2026 5:02 PM View: Appendix III Intrawell
Plant Bowen Client: Southern Company Data: Bowen LF 3-8

Sanitas™ v.10.1.06e Software licensed to Groundwater Stats Consulting. UG
Hollow symbols indicate censored values.

Within Limit

Prediction Limit

Intrawell Non-parametric

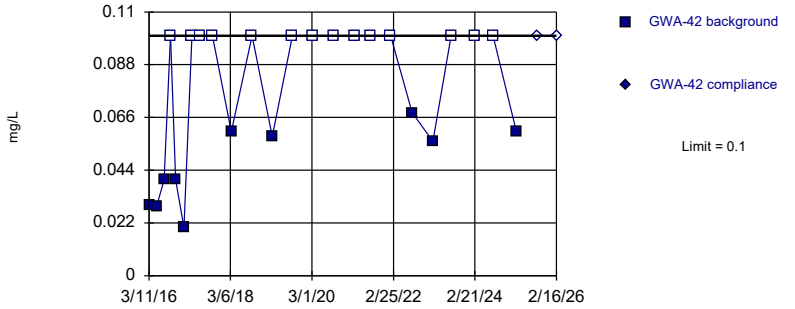

Non-parametric test used in lieu of parametric prediction limit because censored data exceeded 50%. Limit is highest of 24 background values. 58.33% NDs. Well-constituent pair annual alpha = 0.006238. Individual comparison alpha = 0.003124 (1 of 2).

Constituent: Fluoride Analysis Run 5/1/2026 5:02 PM View: Appendix III Intrawell
Plant Bowen Client: Southern Company Data: Bowen LF 3-8

Sanitas™ v.10.1.06e Software licensed to Groundwater Stats Consulting. UG
Hollow symbols indicate censored values.

Within Limit

Prediction Limit

Intrawell Non-parametric

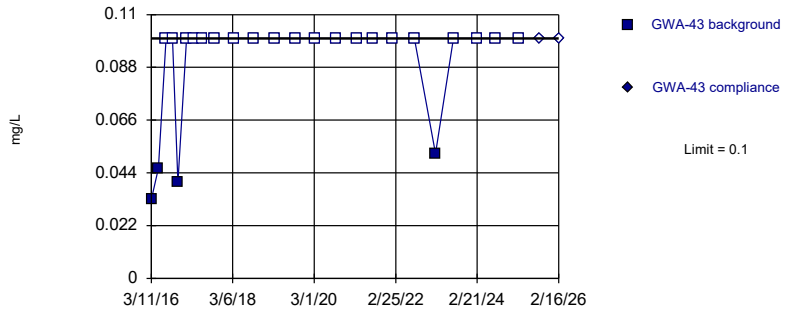

Non-parametric test used in lieu of parametric prediction limit because censored data exceeded 50%. Limit is highest of 24 background values. 83.33% NDs. Well-constituent pair annual alpha = 0.006238. Individual comparison alpha = 0.003124 (1 of 2).

Constituent: Fluoride Analysis Run 5/1/2026 5:02 PM View: Appendix III Intrawell
Plant Bowen Client: Southern Company Data: Bowen LF 3-8

Sanitas™ v.10.1.06e Software licensed to Groundwater Stats Consulting. UG
Hollow symbols indicate censored values.

Within Limit

Prediction Limit

Intrawell Non-parametric

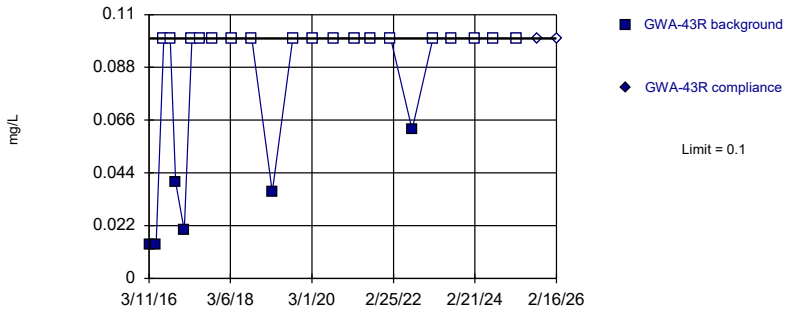

Non-parametric test used in lieu of parametric prediction limit because censored data exceeded 50%. Limit is highest of 24 background values. 75% NDs. Well-constituent pair annual alpha = 0.006238. Individual comparison alpha = 0.003124 (1 of 2).

Constituent: Fluoride Analysis Run 5/1/2026 5:02 PM View: Appendix III Intrawell
Plant Bowen Client: Southern Company Data: Bowen LF 3-8

Sanitas™ v.10.1.06e Software licensed to Groundwater Stats Consulting. UG
Hollow symbols indicate censored values.

Within Limit

Prediction Limit

Intrawell Non-parametric

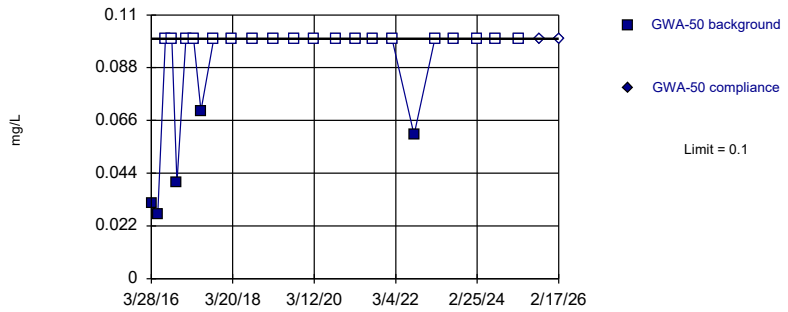

Non-parametric test used in lieu of parametric prediction limit because censored data exceeded 50%. Limit is highest of 24 background values. 79.17% NDs. Well-constituent pair annual alpha = 0.006238. Individual comparison alpha = 0.003124 (1 of 2).

Constituent: Fluoride Analysis Run 5/1/2026 5:02 PM View: Appendix III Intrawell
Plant Bowen Client: Southern Company Data: Bowen LF 3-8

Sanitas™ v.10.1.06e Software licensed to Groundwater Stats Consulting. UG
Hollow symbols indicate censored values.

Within Limit

Prediction Limit

Intrawell Non-parametric

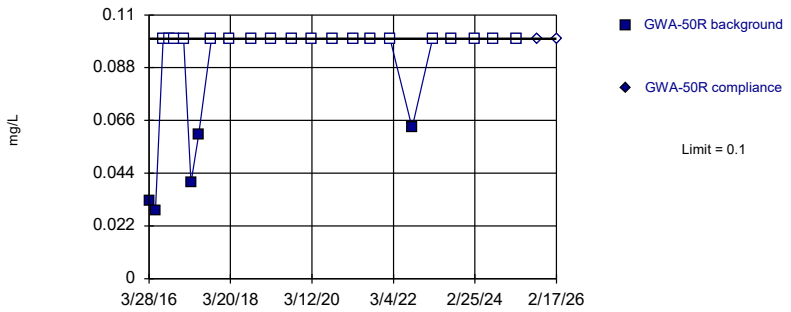

Non-parametric test used in lieu of parametric prediction limit because censored data exceeded 50%. Limit is highest of 24 background values. 79.17% NDs. Well-constituent pair annual alpha = 0.006238. Individual comparison alpha = 0.003124 (1 of 2).

Constituent: Fluoride Analysis Run 5/1/2026 5:02 PM View: Appendix III Intrawell
Plant Bowen Client: Southern Company Data: Bowen LF 3-8

Sanitas™ v.10.1.06e Software licensed to Groundwater Stats Consulting. UG
Hollow symbols indicate censored values.

Within Limit

Prediction Limit

Intrawell Parametric

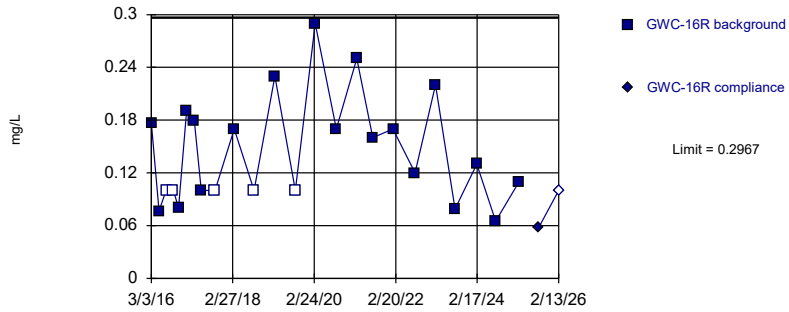

Background Data Summary (after Kaplan-Meier Adjustment): Mean=0.134, Std. Dev.=0.06423, n=24, 20.83% NDs. Normality test: Shapiro Wilk @alpha = 0.01, calculated = 0.9151, critical = 0.884. Kappa = 2.533 (c=7, w=30, 1 of 2, event alpha = 0.05132). Report alpha = 0.0002508.

Constituent: Fluoride Analysis Run 5/1/2026 5:02 PM View: Appendix III Intrawell
Plant Bowen Client: Southern Company Data: Bowen LF 3-8

Sanitas™ v.10.1.06e Software licensed to Groundwater Stats Consulting. UG
Hollow symbols indicate censored values.

Within Limit

Prediction Limit

Intrawell Non-parametric

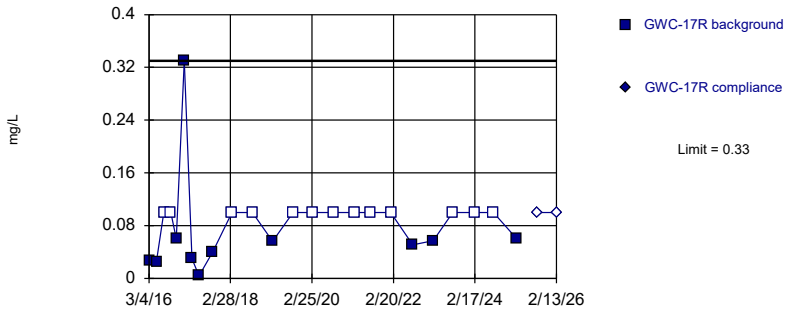

Non-parametric test used in lieu of parametric prediction limit because censored data exceeded 50%. Limit is highest of 24 background values. 54.17% NDs. Well-constituent pair annual alpha = 0.006238. Individual comparison alpha = 0.003124 (1 of 2).

Constituent: Fluoride Analysis Run 5/1/2026 5:02 PM View: Appendix III Intrawell
Plant Bowen Client: Southern Company Data: Bowen LF 3-8

Sanitas™ v.10.1.06e Software licensed to Groundwater Stats Consulting. UG
Hollow symbols indicate censored values.

Within Limit

Prediction Limit

Intrawell Non-parametric

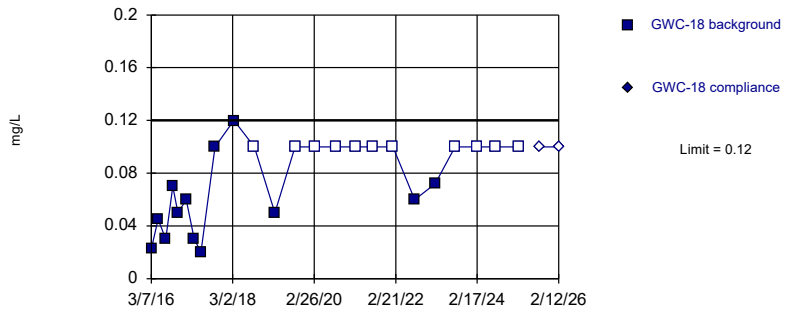

Non-parametric test used in lieu of parametric prediction limit because the Shapiro Wilk normality test showed the data to be non-normal at the 0.01 alpha level. Limit is highest of 24 background values. 45.83% NDs. Well-constituent pair annual alpha = 0.006238. Individual comparison alpha = 0.003124 (1 of 2).

Constituent: Fluoride Analysis Run 5/1/2026 5:02 PM View: Appendix III Intrawell
Plant Bowen Client: Southern Company Data: Bowen LF 3-8

Sanitas™ v.10.1.06e Software licensed to Groundwater Stats Consulting. UG
Hollow symbols indicate censored values.

Within Limit

Prediction Limit

Intrawell Non-parametric

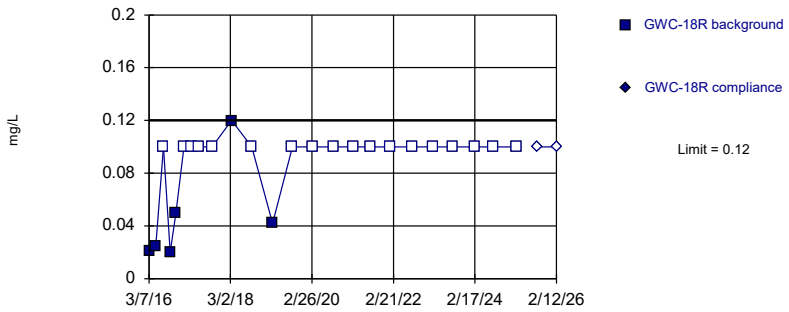

Non-parametric test used in lieu of parametric prediction limit because censored data exceeded 50%. Limit is highest of 24 background values. 75% NDs. Well-constituent pair annual alpha = 0.006238. Individual comparison alpha = 0.003124 (1 of 2).

Constituent: Fluoride Analysis Run 5/1/2026 5:02 PM View: Appendix III Intrawell
Plant Bowen Client: Southern Company Data: Bowen LF 3-8

Sanitas™ v.10.1.06e Software licensed to Groundwater Stats Consulting. UG
Hollow symbols indicate censored values.

Within Limit

Prediction Limit

Intrawell Non-parametric

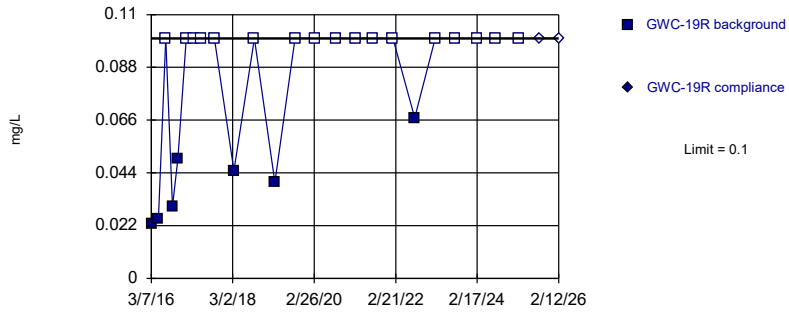

Non-parametric test used in lieu of parametric prediction limit because censored data exceeded 50%. Limit is highest of 24 background values. 70.83% NDs. Well-constituent pair annual alpha = 0.006238. Individual comparison alpha = 0.003124 (1 of 2).

Constituent: Fluoride Analysis Run 5/1/2026 5:02 PM View: Appendix III Intrawell
Plant Bowen Client: Southern Company Data: Bowen LF 3-8

Sanitas™ v.10.1.06e Software licensed to Groundwater Stats Consulting. UG
Hollow symbols indicate censored values.

Within Limit

Prediction Limit

Intrawell Non-parametric

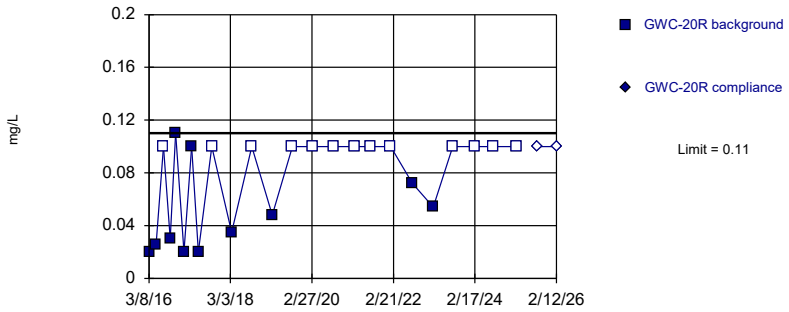

Non-parametric test used in lieu of parametric prediction limit because censored data exceeded 50%. Limit is highest of 24 background values. 54.17% NDs. Well-constituent pair annual alpha = 0.006238. Individual comparison alpha = 0.003124 (1 of 2).

Constituent: Fluoride Analysis Run 5/1/2026 5:02 PM View: Appendix III Intrawell
Plant Bowen Client: Southern Company Data: Bowen LF 3-8

Sanitas™ v.10.1.06e Software licensed to Groundwater Stats Consulting. UG
Hollow symbols indicate censored values.

Within Limit

Prediction Limit

Intrawell Non-parametric

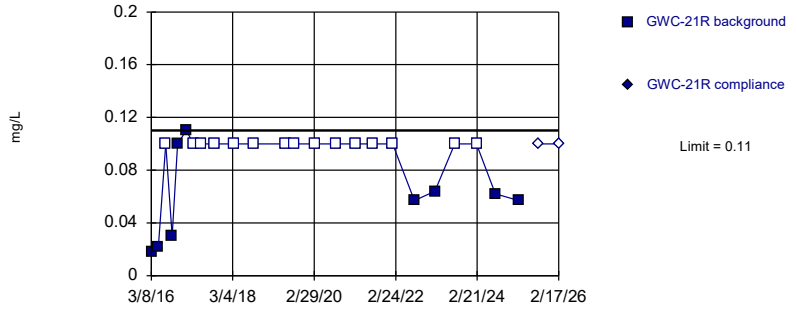

Non-parametric test used in lieu of parametric prediction limit because censored data exceeded 50%. Limit is highest of 24 background values. 62.5% NDs. Well-constituent pair annual alpha = 0.006238. Individual comparison alpha = 0.003124 (1 of 2).

Constituent: Fluoride Analysis Run 5/1/2026 5:02 PM View: Appendix III Intrawell
Plant Bowen Client: Southern Company Data: Bowen LF 3-8

Sanitas™ v.10.1.06e Software licensed to Groundwater Stats Consulting. UG
Hollow symbols indicate censored values.

Within Limit

Prediction Limit

Intrawell Non-parametric

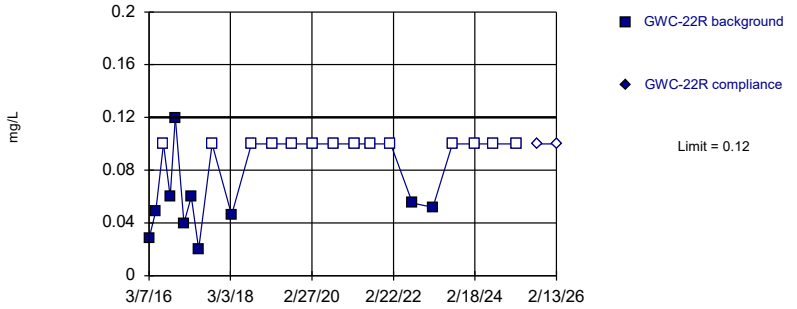

Non-parametric test used in lieu of parametric prediction limit because censored data exceeded 50%. Limit is highest of 24 background values. 58.33% NDs. Well-constituent pair annual alpha = 0.006238. Individual comparison alpha = 0.003124 (1 of 2).

Constituent: Fluoride Analysis Run 5/1/2026 5:02 PM View: Appendix III Intrawell
Plant Bowen Client: Southern Company Data: Bowen LF 3-8

Sanitas™ v.10.1.06e Software licensed to Groundwater Stats Consulting. UG
Hollow symbols indicate censored values.

Within Limit

Prediction Limit

Intrawell Parametric

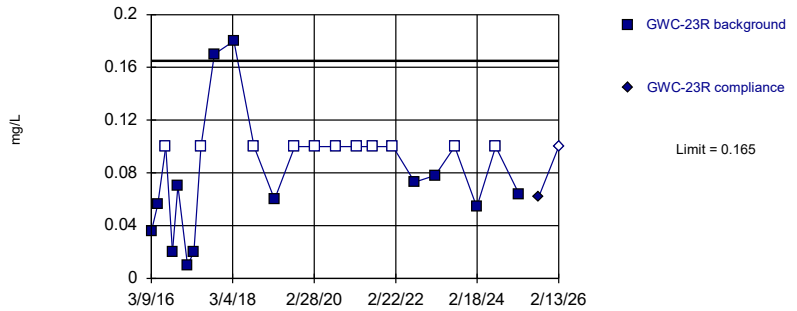

Background Data Summary (after Kaplan-Meier Adjustment): Mean=0.0588, Std. Dev.=0.04192, n=24, 45.83% NDs. Normality test: Shapiro Wilk @alpha = 0.01, calculated = 0.8915, critical = 0.884. Kappa = 2.533 (c=7, w=30, 1 of 2, event alpha = 0.05132). Report alpha = 0.0002508.

Constituent: Fluoride Analysis Run 5/1/2026 5:02 PM View: Appendix III Intrawell
Plant Bowen Client: Southern Company Data: Bowen LF 3-8

Sanitas™ v.10.1.06e Software licensed to Groundwater Stats Consulting. UG
Hollow symbols indicate censored values.

Within Limit

Prediction Limit

Intrawell Non-parametric

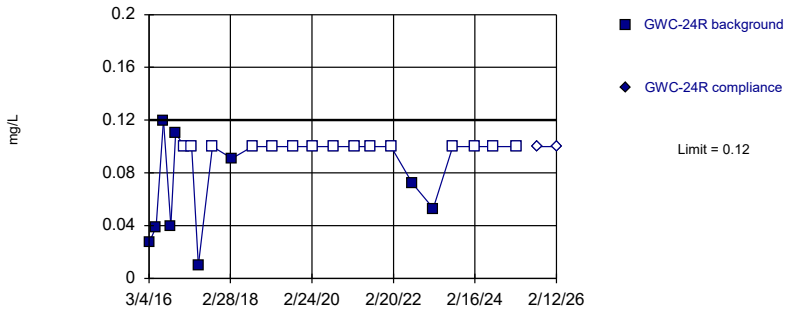

Non-parametric test used in lieu of parametric prediction limit because censored data exceeded 50%. Limit is highest of 24 background values. 62.5% NDs. Well-constituent pair annual alpha = 0.006238. Individual comparison alpha = 0.003124 (1 of 2).

Constituent: Fluoride Analysis Run 5/1/2026 5:02 PM View: Appendix III Intrawell
Plant Bowen Client: Southern Company Data: Bowen LF 3-8

Sanitas™ v.10.1.06e Software licensed to Groundwater Stats Consulting. UG
Hollow symbols indicate censored values.

Within Limit

Prediction Limit

Intrawell Non-parametric

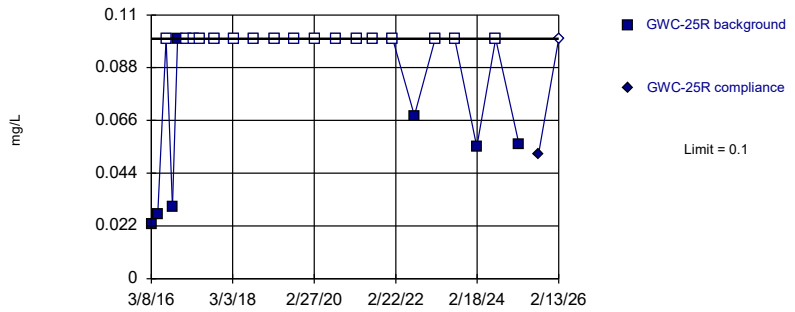

Non-parametric test used in lieu of parametric prediction limit because censored data exceeded 50%. Limit is highest of 24 background values. 70.83% NDs. Well-constituent pair annual alpha = 0.006238. Individual comparison alpha = 0.003124 (1 of 2).

Constituent: Fluoride Analysis Run 5/1/2026 5:02 PM View: Appendix III Intrawell
Plant Bowen Client: Southern Company Data: Bowen LF 3-8

Sanitas™ v.10.1.06e Software licensed to Groundwater Stats Consulting. UG
Hollow symbols indicate censored values.

Within Limit

Prediction Limit

Intrawell Non-parametric

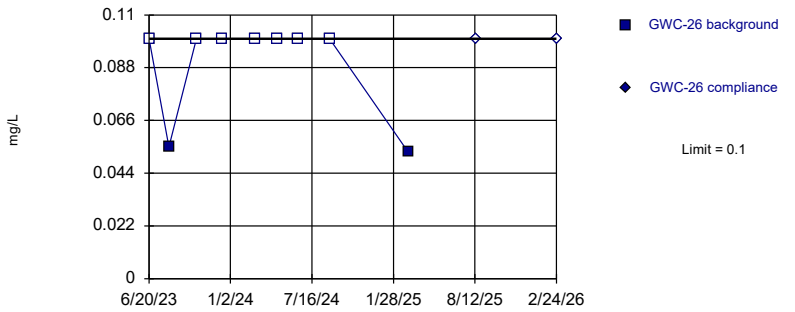

Non-parametric test used in lieu of parametric prediction limit because censored data exceeded 50%. Limit is highest of 9 background values. 77.78% NDs. Well-constituent pair annual alpha = 0.03586. Individual comparison alpha = 0.01809 (1 of 2).

Constituent: Fluoride Analysis Run 5/1/2026 5:02 PM View: Appendix III Intrawell
Plant Bowen Client: Southern Company Data: Bowen LF 3-8

Sanitas™ v.10.1.06e Software licensed to Groundwater Stats Consulting. UG
Hollow symbols indicate censored values.

Within Limit

Prediction Limit

Intrawell Non-parametric

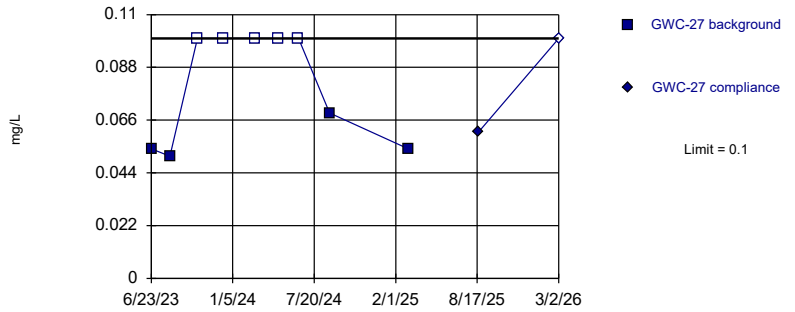

Non-parametric test used in lieu of parametric prediction limit because censored data exceeded 50%. Limit is highest of 9 background values. 55.56% NDs. Well-constituent pair annual alpha = 0.03586. Individual comparison alpha = 0.01809 (1 of 2).

Constituent: Fluoride Analysis Run 5/1/2026 5:02 PM View: Appendix III Intrawell
Plant Bowen Client: Southern Company Data: Bowen LF 3-8

Sanitas™ v.10.1.06e Software licensed to Groundwater Stats Consulting. UG
Hollow symbols indicate censored values.

Within Limit

Prediction Limit

Intrawell Parametric

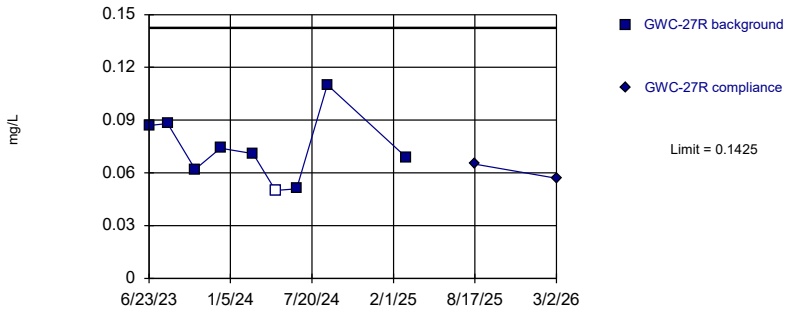

Background Data Summary: Mean=0.07356, Std. Dev.=0.01918, n=9, 11.11% NDs. Normality test: Shapiro Wilk @alpha = 0.1, calculated = 0.9455, critical = 0.859. Kappa = 3.596 (c=7, w=30, 1 of 2, event alpha = 0.05132). Report alpha = 0.0002508.

Constituent: Fluoride Analysis Run 5/1/2026 5:02 PM View: Appendix III Intrawell
Plant Bowen Client: Southern Company Data: Bowen LF 3-8

Sanitas™ v.10.1.06e Software licensed to Groundwater Stats Consulting. UG
Hollow symbols indicate censored values.

Within Limit

Prediction Limit

Intrawell Parametric

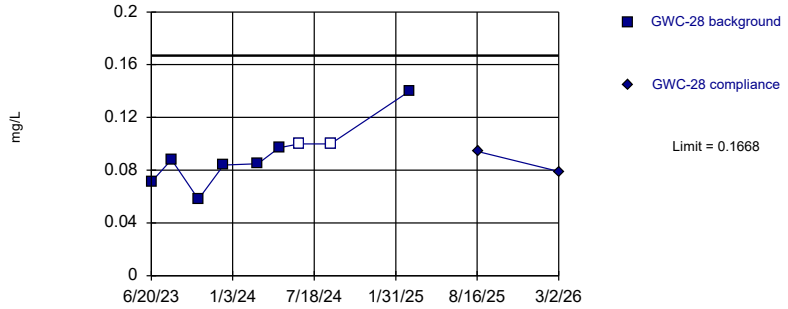

Background Data Summary (after Kaplan-Meier Adjustment): Mean=0.08711, Std. Dev.=0.02217, n=9, 22.22% NDs. Normality test: Shapiro Wilk @alpha = 0.1, calculated = 0.9192, critical = 0.859. Kappa = 3.596 (c=7, w=30, 1 of 2, event alpha = 0.05132). Report alpha = 0.0002508.

Constituent: Fluoride Analysis Run 5/1/2026 5:03 PM View: Appendix III Intrawell
Plant Bowen Client: Southern Company Data: Bowen LF 3-8

Sanitas™ v.10.1.06e Software licensed to Groundwater Stats Consulting. UG
Hollow symbols indicate censored values.

Within Limit

Prediction Limit

Intrawell Parametric

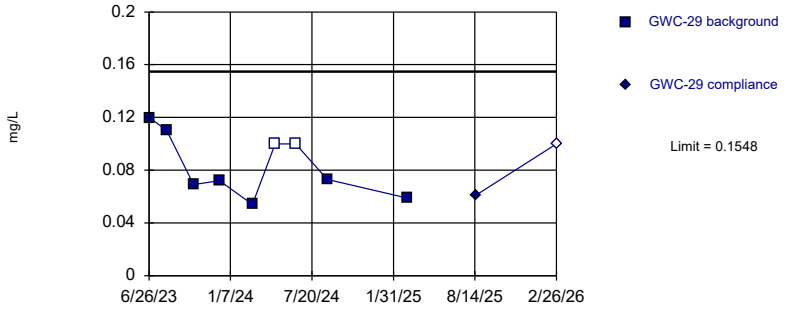

Background Data Summary (after Kaplan-Meier Adjustment): Mean=0.07642, Std. Dev.=0.0218, n=9, 22.22% NDs. Normality test: Shapiro Wilk @alpha = 0.1, calculated = 0.9156, critical = 0.859. Kappa = 3.596 (c=7, w=30, 1 of 2, event alpha = 0.05132). Report alpha = 0.0002508.

Constituent: Fluoride Analysis Run 5/1/2026 5:03 PM View: Appendix III Intrawell
Plant Bowen Client: Southern Company Data: Bowen LF 3-8

Sanitas™ v.10.1.06e Software licensed to Groundwater Stats Consulting. UG
Hollow symbols indicate censored values.

Within Limit

Prediction Limit

Intrawell Parametric

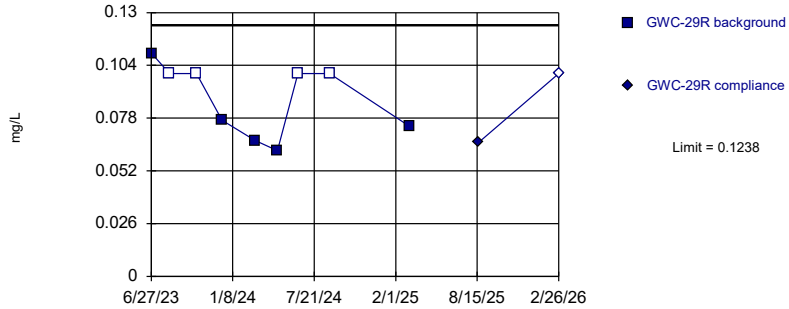

Background Data Summary (after Kaplan-Meier Adjustment): Mean=0.07444, Std. Dev.=0.01374, n=9, 44.44% NDs. Normality test: Shapiro Wilk @alpha = 0.1, calculated = 0.8591, critical = 0.859. Kappa = 3.596 (c=7, w=30, 1 of 2, event alpha = 0.05132). Report alpha = 0.0002508.

Constituent: Fluoride Analysis Run 5/1/2026 5:03 PM View: Appendix III Intrawell
Plant Bowen Client: Southern Company Data: Bowen LF 3-8

Sanitas™ v.10.1.06e Software licensed to Groundwater Stats Consulting. UG
Hollow symbols indicate censored values.

Within Limit

Prediction Limit

Intrawell Parametric

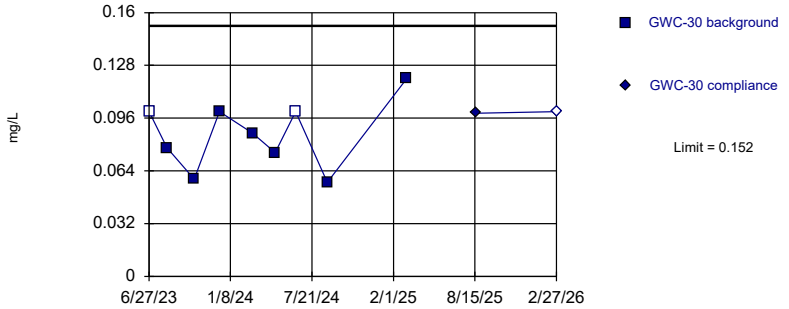

Background Data Summary (after Kaplan-Meier Adjustment): Mean=0.08089, Std. Dev.=0.01979, n=9, 22.22% NDs. Normality test: Shapiro Wilk @alpha = 0.1, calculated = 0.9421, critical = 0.859. Kappa = 3.596 (c=7, w=30, 1 of 2, event alpha = 0.05132). Report alpha = 0.0002508.

Constituent: Fluoride Analysis Run 5/1/2026 5:03 PM View: Appendix III Intrawell
Plant Bowen Client: Southern Company Data: Bowen LF 3-8

Sanitas™ v.10.1.06e Software licensed to Groundwater Stats Consulting. UG
Hollow symbols indicate censored values.

Within Limit

Prediction Limit

Intrawell Parametric

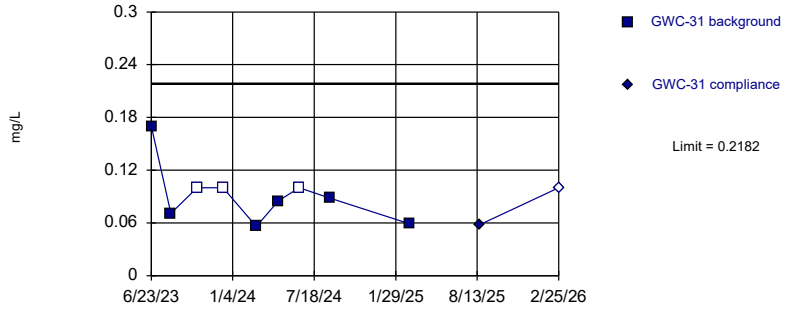

Background Data Summary (based on square root transformation) (after Kaplan-Meier Adjustment): Mean=0.283, Std. Dev.=0.05119, n=9, 33.33% NDs. Normality test: Shapiro Wilk @alpha = 0.1, calculated = 0.8879, critical = 0.859. Kappa = 3.596 (c=7, w=30, 1 of 2, event alpha = 0.05132). Report alpha = 0.0002508.

Constituent: Fluoride Analysis Run 5/1/2026 5:03 PM View: Appendix III Intrawell

Plant Bowen Client: Southern Company Data: Bowen LF 3-8

Sanitas™ v.10.1.06e Software licensed to Groundwater Stats Consulting. UG
Hollow symbols indicate censored values.

Within Limit

Prediction Limit

Intrawell Non-parametric

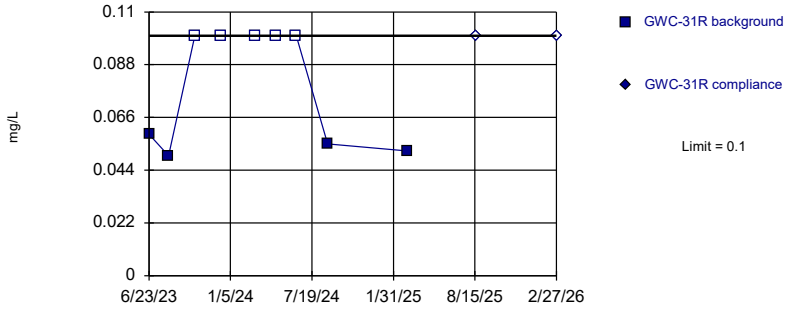

Non-parametric test used in lieu of parametric prediction limit because censored data exceeded 50%. Limit is highest of 9 background values. 55.56% NDs. Well-constituent pair annual alpha = 0.03586. Individual comparison alpha = 0.01809 (1 of 2).

Constituent: Fluoride Analysis Run 5/1/2026 5:03 PM View: Appendix III Intrawell

Plant Bowen Client: Southern Company Data: Bowen LF 3-8

Sanitas™ v.10.1.06e Software licensed to Groundwater Stats Consulting. UG
Hollow symbols indicate censored values.

Within Limit

Prediction Limit

Intrawell Non-parametric

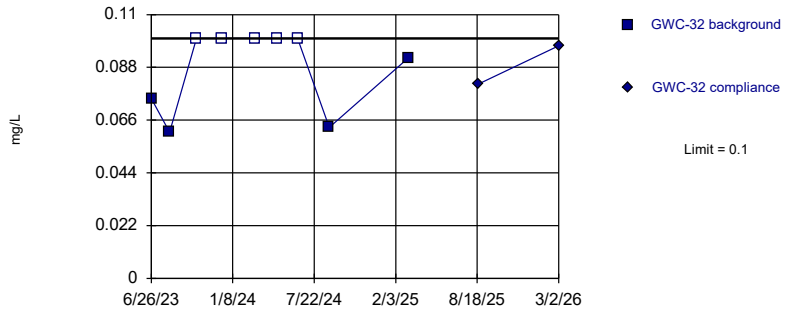

Non-parametric test used in lieu of parametric prediction limit because censored data exceeded 50%. Limit is highest of 9 background values. 55.56% NDs. Well-constituent pair annual alpha = 0.03586. Individual comparison alpha = 0.01809 (1 of 2).

Constituent: Fluoride Analysis Run 5/1/2026 5:03 PM View: Appendix III Intrawell

Plant Bowen Client: Southern Company Data: Bowen LF 3-8

Sanitas™ v.10.1.06e Software licensed to Groundwater Stats Consulting. UG
Hollow symbols indicate censored values.

Within Limit

Prediction Limit

Intrawell Non-parametric

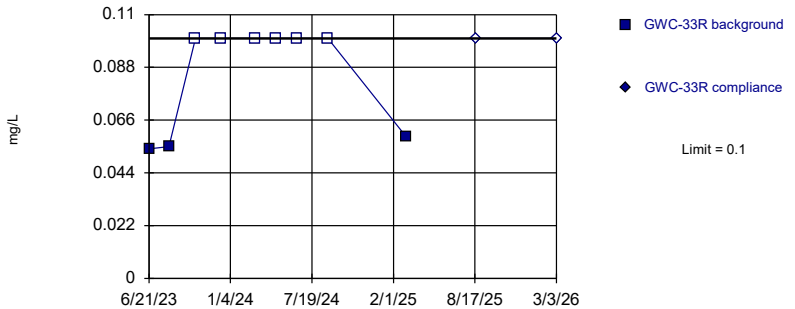

Non-parametric test used in lieu of parametric prediction limit because censored data exceeded 50%. Limit is highest of 9 background values. 66.67% NDs. Well-constituent pair annual alpha = 0.03586. Individual comparison alpha = 0.01809 (1 of 2).

Constituent: Fluoride Analysis Run 5/1/2026 5:03 PM View: Appendix III Intrawell

Plant Bowen Client: Southern Company Data: Bowen LF 3-8

Sanitas™ v.10.1.06e Software licensed to Groundwater Stats Consulting. UG
Hollow symbols indicate censored values.

Within Limit

Prediction Limit

Intrawell Non-parametric

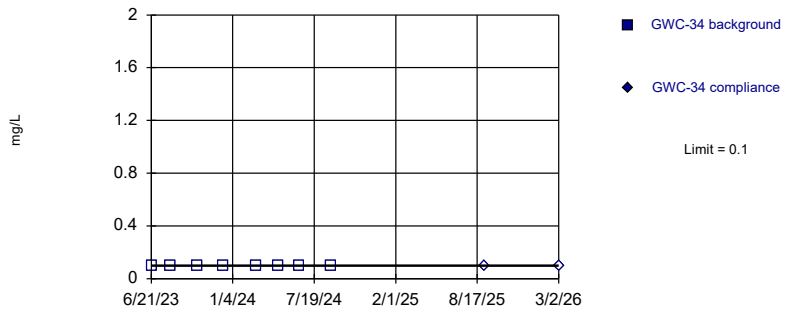

Non-parametric test used in lieu of parametric prediction limit because censored data exceeded 50%. All background values (n = 8) were censored; limit is most recent reporting limit. Well-constituent pair annual alpha = 0.04242. Individual comparison alpha = 0.02144 (1 of 2).

Constituent: Fluoride Analysis Run 5/1/2026 5:03 PM View: Appendix III Intrawell

Plant Bowen Client: Southern Company Data: Bowen LF 3-8

Sanitas™ v.10.1.06e Software licensed to Groundwater Stats Consulting. UG
Hollow symbols indicate censored values.

Within Limit

Prediction Limit

Intrawell Non-parametric

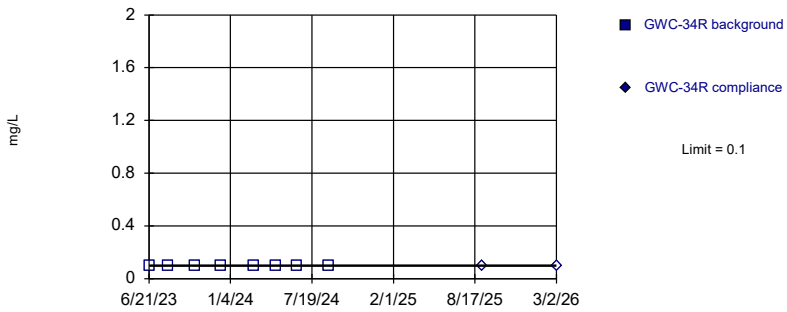

Non-parametric test used in lieu of parametric prediction limit because censored data exceeded 50%. All background values (n = 8) were censored; limit is most recent reporting limit. Well-constituent pair annual alpha = 0.04242. Individual comparison alpha = 0.02144 (1 of 2).

Constituent: Fluoride Analysis Run 5/1/2026 5:03 PM View: Appendix III Intrawell

Plant Bowen Client: Southern Company Data: Bowen LF 3-8

Sanitas™ v.10.1.06e Software licensed to Groundwater Stats Consulting. UG
Hollow symbols indicate censored values.

Within Limit

Prediction Limit

Intrawell Non-parametric

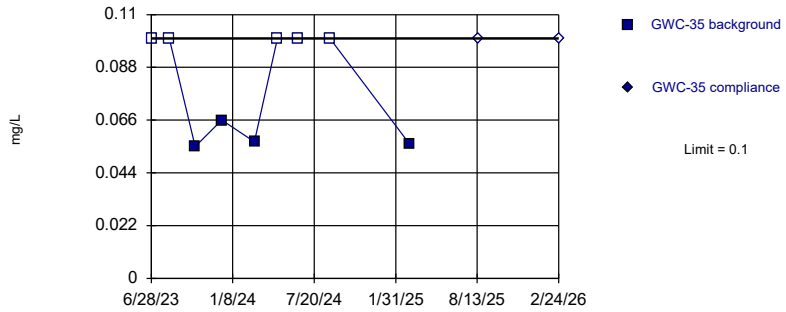

Non-parametric test used in lieu of parametric prediction limit because censored data exceeded 50%. Limit is highest of 9 background values. 55.56% NDs. Well-constituent pair annual alpha = 0.03586. Individual comparison alpha = 0.01809 (1 of 2).

Constituent: Fluoride Analysis Run 5/1/2026 5:03 PM View: Appendix III Intrawell

Plant Bowen Client: Southern Company Data: Bowen LF 3-8

Sanitas™ v.10.1.06e Software licensed to Groundwater Stats Consulting. UG
Hollow symbols indicate censored values.

Within Limit

Prediction Limit

Intrawell Non-parametric

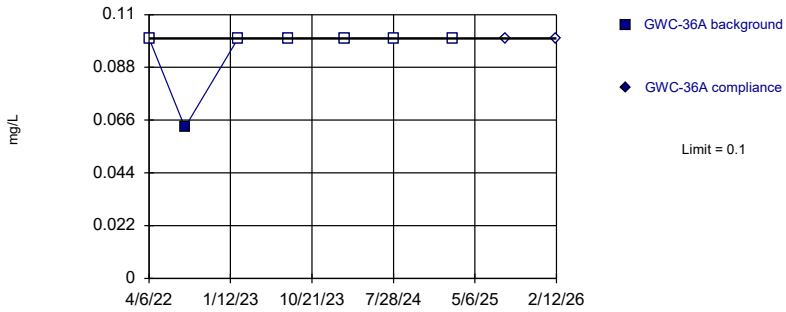

Non-parametric test used in lieu of parametric prediction limit because censored data exceeded 50%. Limit is highest of 7 background values. 85.71% NDs. Well-constituent pair annual alpha = 0.05455. Individual comparison alpha = 0.02765 (1 of 2).

Constituent: Fluoride Analysis Run 5/1/2026 5:03 PM View: Appendix III Intrawell

Plant Bowen Client: Southern Company Data: Bowen LF 3-8

Sanitas™ v.10.1.06e Software licensed to Groundwater Stats Consulting. UG
Hollow symbols indicate censored values.

Within Limit

Prediction Limit

Intrawell Non-parametric

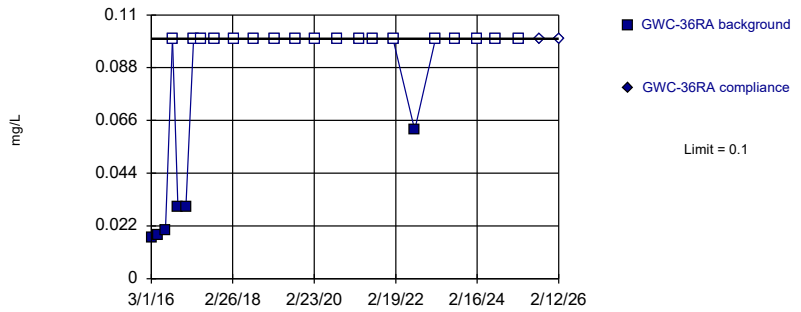

Non-parametric test used in lieu of parametric prediction limit because censored data exceeded 50%. Limit is highest of 24 background values. 75% NDs. Well-constituent pair annual alpha = 0.006238. Individual comparison alpha = 0.003124 (1 of 2).

Constituent: Fluoride Analysis Run 5/1/2026 5:03 PM View: Appendix III Intrawell
Plant Bowen Client: Southern Company Data: Bowen LF 3-8

Sanitas™ v.10.1.06e Software licensed to Groundwater Stats Consulting. UG
Hollow symbols indicate censored values.

Within Limit

Prediction Limit

Intrawell Non-parametric

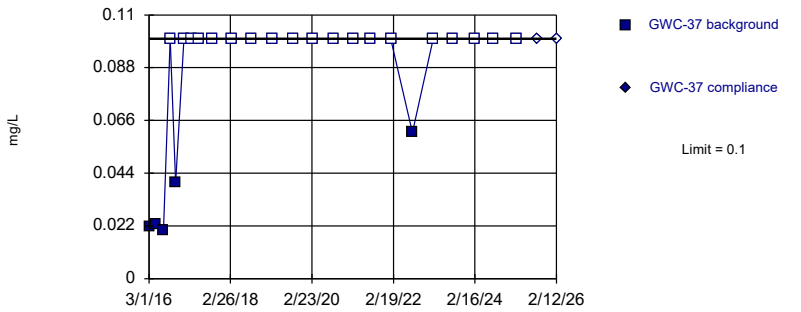

Non-parametric test used in lieu of parametric prediction limit because censored data exceeded 50%. Limit is highest of 24 background values. 79.17% NDs. Well-constituent pair annual alpha = 0.006238. Individual comparison alpha = 0.003124 (1 of 2).

Constituent: Fluoride Analysis Run 5/1/2026 5:03 PM View: Appendix III Intrawell
Plant Bowen Client: Southern Company Data: Bowen LF 3-8

Sanitas™ v.10.1.06e Software licensed to Groundwater Stats Consulting. UG
Hollow symbols indicate censored values.

Within Limit

Prediction Limit

Intrawell Non-parametric

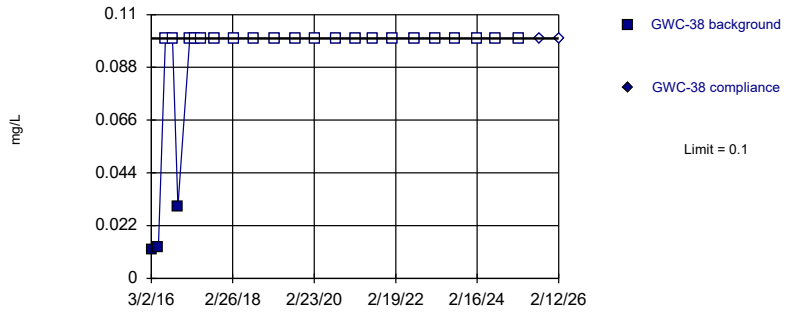

Non-parametric test used in lieu of parametric prediction limit because censored data exceeded 50%. Limit is highest of 24 background values. 87.5% NDs. Well-constituent pair annual alpha = 0.006238. Individual comparison alpha = 0.003124 (1 of 2).

Constituent: Fluoride Analysis Run 5/1/2026 5:03 PM View: Appendix III Intrawell
Plant Bowen Client: Southern Company Data: Bowen LF 3-8

Sanitas™ v.10.1.06e Software licensed to Groundwater Stats Consulting. UG
Hollow symbols indicate censored values.

Within Limit

Prediction Limit

Intrawell Non-parametric

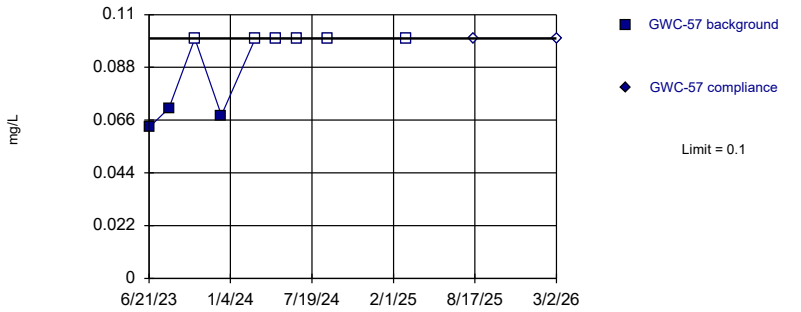

Non-parametric test used in lieu of parametric prediction limit because censored data exceeded 50%. Limit is highest of 9 background values. 66.67% NDs. Well-constituent pair annual alpha = 0.03586. Individual comparison alpha = 0.01809 (1 of 2).

Constituent: Fluoride Analysis Run 5/1/2026 5:03 PM View: Appendix III Intrawell
Plant Bowen Client: Southern Company Data: Bowen LF 3-8

Sanitas™ v.10.1.06e Software licensed to Groundwater Stats Consulting. UG

Within Limits

Prediction Limit

Intrawell Non-parametric

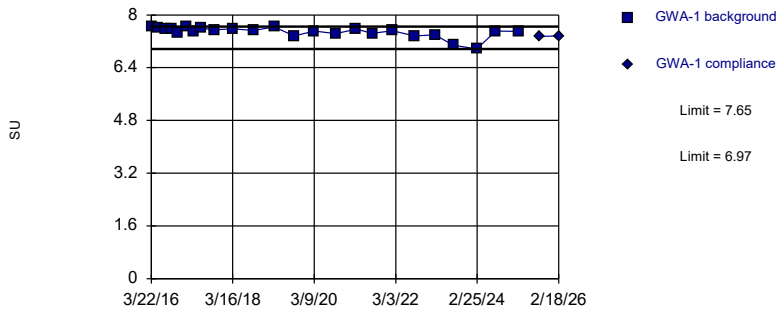

Non-parametric test used in lieu of parametric prediction limit because the Shapiro Wilk normality test showed the data to be non-normal at the 0.01 alpha level. Limits are highest and lowest of 24 background values. Well-constituent pair annual alpha = 0.01248. Individual comparison alpha = 0.006247 (1 of 2).

Constituent: pH, Field Analysis Run 5/1/2026 5:03 PM View: Appendix III Intrawell

Plant Bowen Client: Southern Company Data: Bowen LF 3-8

Sanitas™ v.10.1.06e Software licensed to Groundwater Stats Consulting. UG

Within Limits

Prediction Limit

Intrawell Parametric

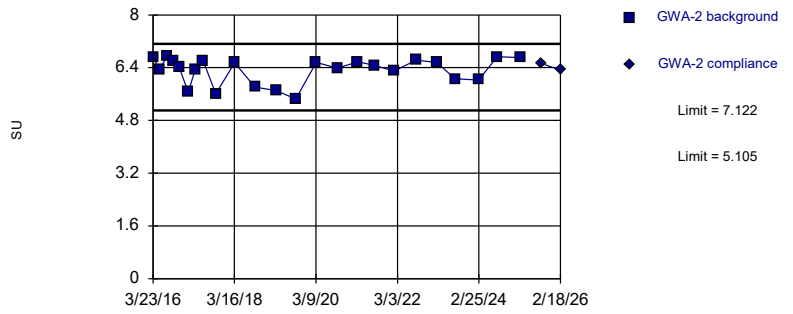

Background Data Summary (based on x^4 transformation): Mean=1626, Std. Dev.=373.9, n=24. Normality test: Shapiro Wilk @alpha = 0.01, calculated = 0.8889, critical = 0.884. Kappa = 2.533 (c=7, w=30, 1 of 2, event alpha = 0.05132). Report alpha = 0.0002508.

Constituent: pH, Field Analysis Run 5/1/2026 5:03 PM View: Appendix III Intrawell

Plant Bowen Client: Southern Company Data: Bowen LF 3-8

Sanitas™ v.10.1.06e Software licensed to Groundwater Stats Consulting. UG

Within Limits

Prediction Limit

Intrawell Parametric

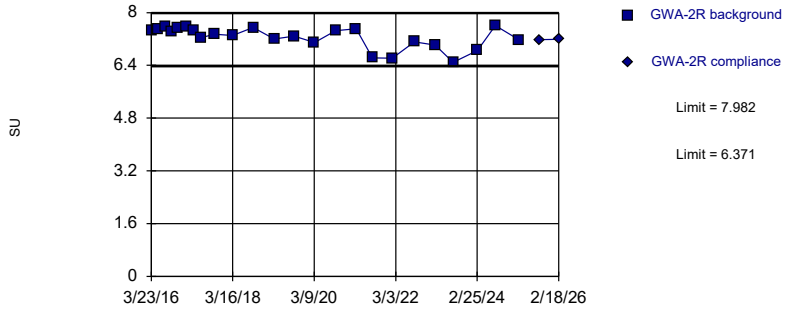

Background Data Summary (based on cube transformation): Mean=383.6, Std. Dev.=49.37, n=24. Normality test: Shapiro Wilk @alpha = 0.01, calculated = 0.8911, critical = 0.884. Kappa = 2.533 (c=7, w=30, 1 of 2, event alpha = 0.05132). Report alpha = 0.0002508.

Constituent: pH, Field Analysis Run 5/1/2026 5:03 PM View: Appendix III Intrawell

Plant Bowen Client: Southern Company Data: Bowen LF 3-8

Sanitas™ v.10.1.06e Software licensed to Groundwater Stats Consulting. UG

Within Limits

Prediction Limit

Intrawell Parametric

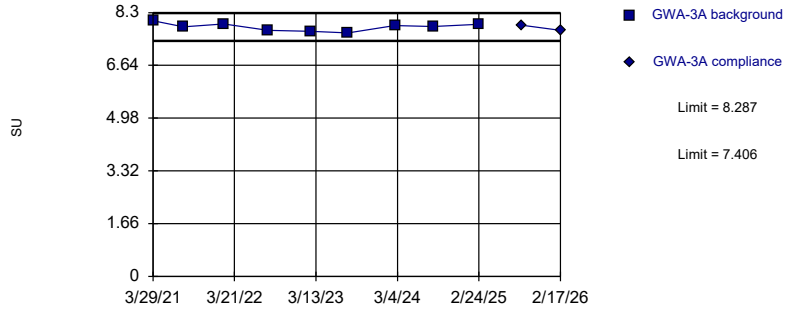

Background Data Summary: Mean=7.847, Std. Dev.=0.1225, n=9. Normality test: Shapiro Wilk @alpha = 0.1, calculated = 0.9616, critical = 0.859. Kappa = 3.596 (c=7, w=30, 1 of 2, event alpha = 0.05132). Report alpha = 0.0002508.

Constituent: pH, Field Analysis Run 5/1/2026 5:03 PM View: Appendix III Intrawell

Plant Bowen Client: Southern Company Data: Bowen LF 3-8

Sanitas™ v.10.1.06e Software licensed to Groundwater Stats Consulting. UG

Within Limits

Prediction Limit

Intrawell Parametric

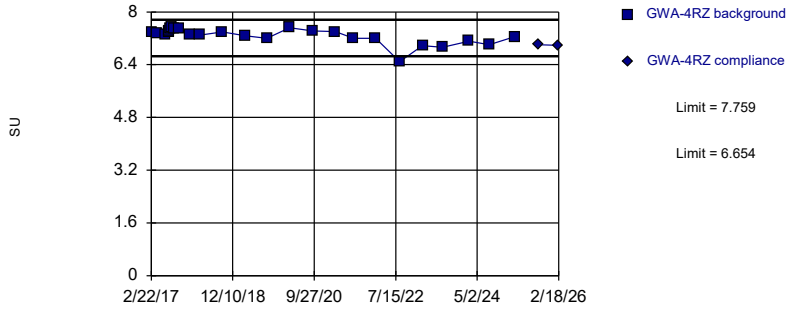

Background Data Summary (based on x^5 transformation): Mean=20581, Std. Dev.=3003, n=25. Normality test: Shapiro Wilk @alpha = 0.01, calculated = 0.8983, critical = 0.888. Kappa = 2.51 (c=7, w=30, 1 of 2, event alpha = 0.05132). Report alpha = 0.0002508.

Constituent: pH, Field Analysis Run 5/1/2026 5:03 PM View: Appendix III Intrawell

Plant Bowen Client: Southern Company Data: Bowen LF 3-8

Sanitas™ v.10.1.06e Software licensed to Groundwater Stats Consulting. UG

Within Limits

Prediction Limit

Intrawell Parametric

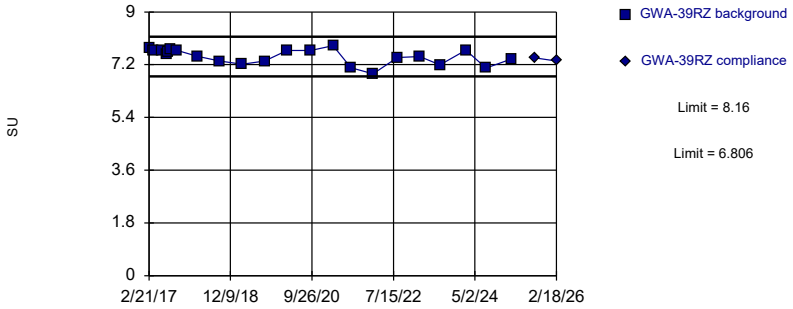

Background Data Summary: Mean=7.483, Std. Dev.=0.2626, n=22. Normality test: Shapiro Wilk @alpha = 0.01, calculated = 0.9226, critical = 0.878. Kappa = 2.578 (c=7, w=30, 1 of 2, event alpha = 0.05132). Report alpha = 0.0002508.

Constituent: pH, Field Analysis Run 5/1/2026 5:03 PM View: Appendix III Intrawell

Plant Bowen Client: Southern Company Data: Bowen LF 3-8

Sanitas™ v.10.1.06e Software licensed to Groundwater Stats Consulting. UG

Within Limits

Prediction Limit

Intrawell Parametric

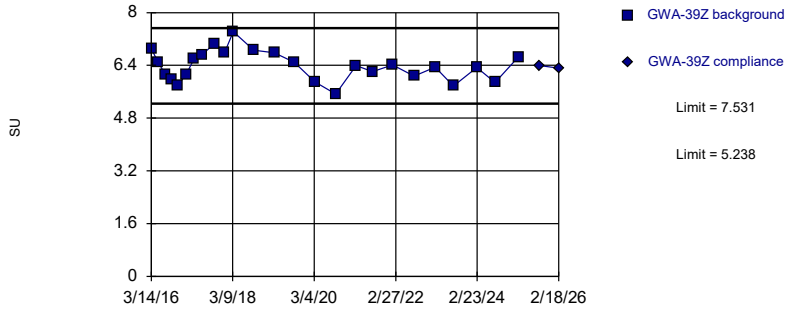

Background Data Summary: Mean=6.385, Std. Dev.=0.4567, n=25. Normality test: Shapiro Wilk @alpha = 0.01, calculated = 0.9874, critical = 0.888. Kappa = 2.51 (c=7, w=30, 1 of 2, event alpha = 0.05132). Report alpha = 0.0002508.

Constituent: pH, Field Analysis Run 5/1/2026 5:03 PM View: Appendix III Intrawell

Plant Bowen Client: Southern Company Data: Bowen LF 3-8

Sanitas™ v.10.1.06e Software licensed to Groundwater Stats Consulting. UG

Within Limits

Prediction Limit

Intrawell Parametric

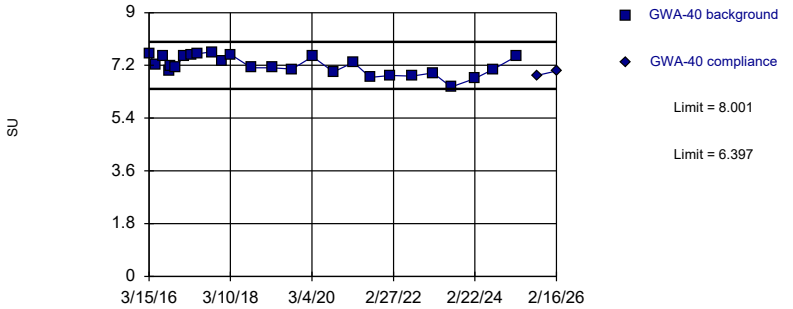

Background Data Summary: Mean=7.199, Std. Dev.=0.3211, n=26. Normality test: Shapiro Wilk @alpha = 0.01, calculated = 0.9437, critical = 0.891. Kappa = 2.496 (c=7, w=30, 1 of 2, event alpha = 0.05132). Report alpha = 0.0002508.

Constituent: pH, Field Analysis Run 5/1/2026 5:03 PM View: Appendix III Intrawell

Plant Bowen Client: Southern Company Data: Bowen LF 3-8

Sanitas™ v.10.1.06e Software licensed to Groundwater Stats Consulting. UG

Within Limits

Prediction Limit

Intrawell Parametric

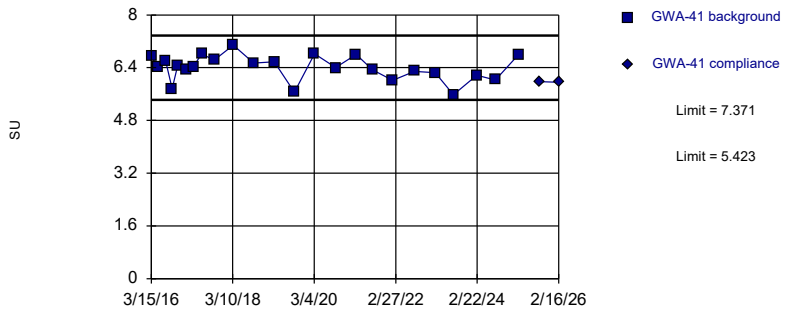

Background Data Summary: Mean=6.397, Std. Dev.=0.3845, n=24. Normality test: Shapiro Wilk @alpha = 0.01, calculated = 0.9579, critical = 0.884. Kappa = 2.533 (c=7, w=30, 1 of 2, event alpha = 0.05132). Report alpha = 0.0002508.

Constituent: pH, Field Analysis Run 5/1/2026 5:03 PM View: Appendix III Intrawell

Plant Bowen Client: Southern Company Data: Bowen LF 3-8

Sanitas™ v.10.1.06e Software licensed to Groundwater Stats Consulting. UG

Within Limits

Prediction Limit

Intrawell Parametric

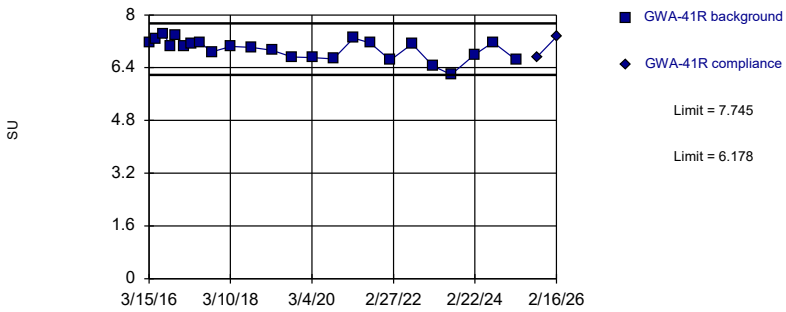

Background Data Summary: Mean=6.962, Std. Dev.=0.3095, n=24. Normality test: Shapiro Wilk @alpha = 0.01, calculated = 0.9513, critical = 0.884. Kappa = 2.533 (c=7, w=30, 1 of 2, event alpha = 0.05132). Report alpha = 0.0002508.

Constituent: pH, Field Analysis Run 5/1/2026 5:03 PM View: Appendix III Intrawell

Plant Bowen Client: Southern Company Data: Bowen LF 3-8

Sanitas™ v.10.1.06e Software licensed to Groundwater Stats Consulting. UG

Within Limits

Prediction Limit

Intrawell Non-parametric

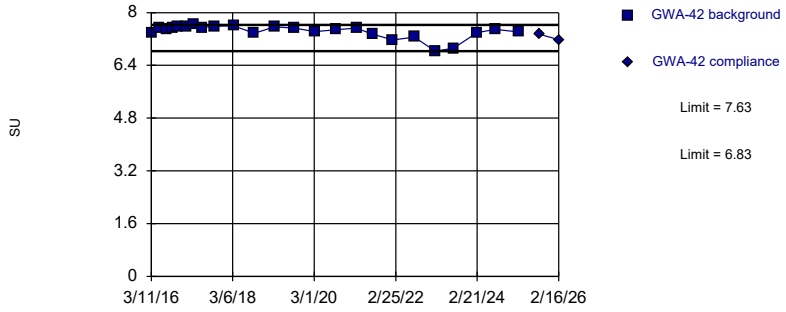

Non-parametric test used in lieu of parametric prediction limit because the Shapiro Wilk normality test showed the data to be non-normal at the 0.01 alpha level. Limits are highest and lowest of 24 background values. Well-constituent pair annual alpha = 0.01248. Individual comparison alpha = 0.006247 (1 of 2).

Constituent: pH, Field Analysis Run 5/1/2026 5:03 PM View: Appendix III Intrawell

Plant Bowen Client: Southern Company Data: Bowen LF 3-8

Sanitas™ v.10.1.06e Software licensed to Groundwater Stats Consulting. UG

Within Limits

Prediction Limit

Intrawell Parametric

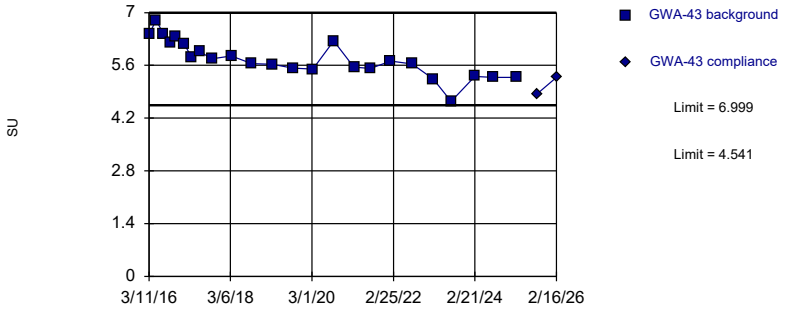

Background Data Summary: Mean=5.77, Std. Dev.=0.4854, n=24. Normality test: Shapiro Wilk @alpha = 0.01, calculated = 0.9733, critical = 0.884. Kappa = 2.533 (c=7, w=30, 1 of 2, event alpha = 0.05132). Report alpha = 0.0002508.

Constituent: pH, Field Analysis Run 5/1/2026 5:03 PM View: Appendix III Intrawell

Plant Bowen Client: Southern Company Data: Bowen LF 3-8

Sanitas™ v.10.1.06e Software licensed to Groundwater Stats Consulting. UG

Within Limits

Prediction Limit

Intrawell Non-parametric

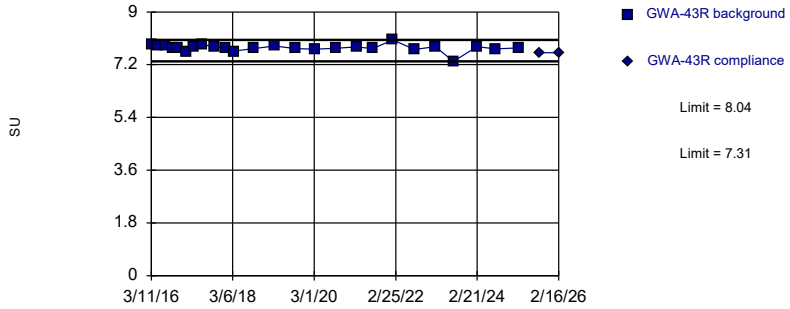

Non-parametric test used in lieu of parametric prediction limit because the Shapiro Wilk normality test showed the data to be non-normal at the 0.01 alpha level. Limits are highest and lowest of 25 background values. Well-constituent pair annual alpha = 0.01131. Individual comparison alpha = 0.005664 (1 of 2).

Constituent: pH, Field Analysis Run 5/1/2026 5:03 PM View: Appendix III Intrawell

Plant Bowen Client: Southern Company Data: Bowen LF 3-8

Sanitas™ v.10.1.06e Software licensed to Groundwater Stats Consulting. UG

Within Limits

Prediction Limit

Intrawell Parametric

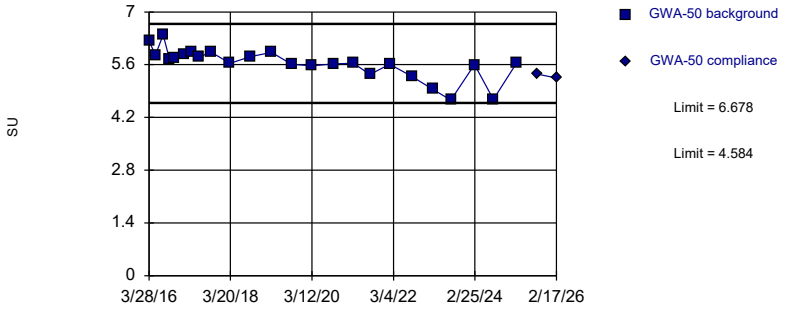

Background Data Summary: Mean=5.631, Std. Dev.=0.4134, n=24. Normality test: Shapiro Wilk @alpha = 0.01, calculated = 0.8975, critical = 0.884. Kappa = 2.533 (c=7, w=30, 1 of 2, event alpha = 0.05132). Report alpha = 0.0002508.

Constituent: pH, Field Analysis Run 5/1/2026 5:03 PM View: Appendix III Intrawell

Plant Bowen Client: Southern Company Data: Bowen LF 3-8

Sanitas™ v.10.1.06e Software licensed to Groundwater Stats Consulting. UG

Within Limits

Prediction Limit

Intrawell Parametric

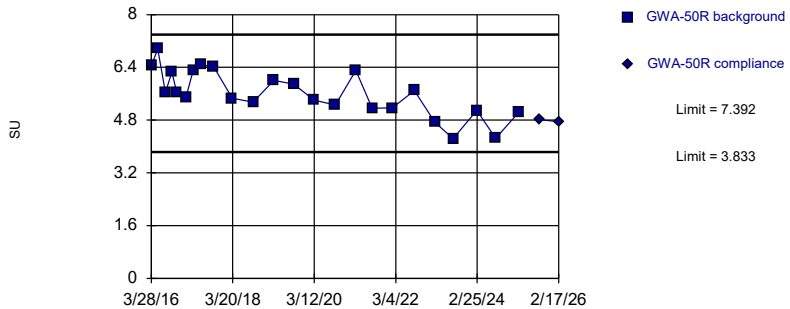

Background Data Summary: Mean=5.612, Std. Dev.=0.7026, n=24. Normality test: Shapiro Wilk @alpha = 0.01, calculated = 0.9694, critical = 0.884. Kappa = 2.533 (c=7, w=30, 1 of 2, event alpha = 0.05132). Report alpha = 0.0002508.

Constituent: pH, Field Analysis Run 5/1/2026 5:03 PM View: Appendix III Intrawell

Plant Bowen Client: Southern Company Data: Bowen LF 3-8

Sanitas™ v.10.1.06e Software licensed to Groundwater Stats Consulting. UG

Within Limits

Prediction Limit

Intrawell Parametric

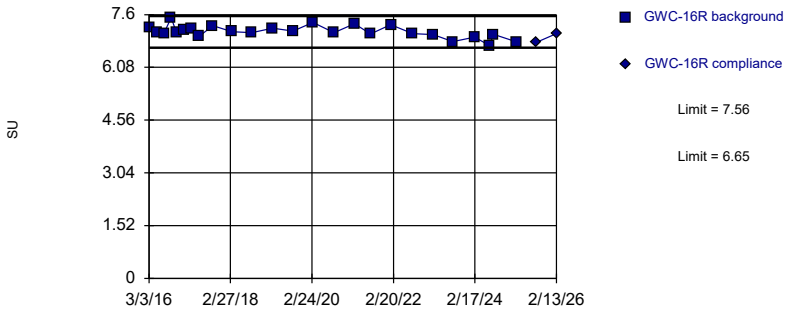

Background Data Summary: Mean=7.105, Std. Dev.=0.1813, n=25. Normality test: Shapiro Wilk @alpha = 0.01, calculated = 0.9795, critical = 0.888. Kappa = 2.51 (c=7, w=30, 1 of 2, event alpha = 0.05132). Report alpha = 0.0002508.

Constituent: pH, Field Analysis Run 5/1/2026 5:03 PM View: Appendix III Intrawell

Plant Bowen Client: Southern Company Data: Bowen LF 3-8

Sanitas™ v.10.1.06e Software licensed to Groundwater Stats Consulting. UG

Within Limits

Prediction Limit

Intrawell Parametric

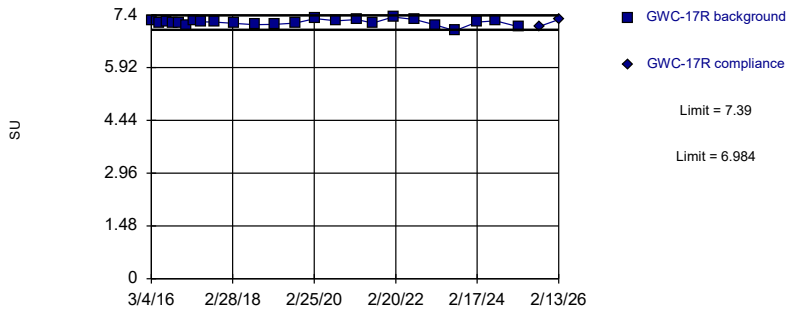

Background Data Summary: Mean=7.187, Std. Dev.=0.08009, n=24. Normality test: Shapiro Wilk @alpha = 0.01, calculated = 0.9605, critical = 0.884. Kappa = 2.533 (c=7, w=30, 1 of 2, event alpha = 0.05132). Report alpha = 0.0002508.

Constituent: pH, Field Analysis Run 5/1/2026 5:03 PM View: Appendix III Intrawell

Plant Bowen Client: Southern Company Data: Bowen LF 3-8

Sanitas™ v.10.1.06e Software licensed to Groundwater Stats Consulting. UG

Within Limits

Prediction Limit

Intrawell Parametric

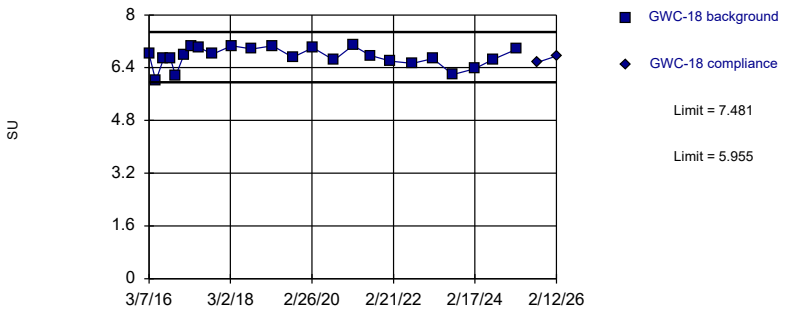

Background Data Summary: Mean=6.718, Std. Dev.=0.3014, n=24. Normality test: Shapiro Wilk @alpha = 0.01, calculated = 0.9033, critical = 0.884. Kappa = 2.533 (c=7, w=30, 1 of 2, event alpha = 0.05132). Report alpha = 0.0002508.

Constituent: pH, Field Analysis Run 5/1/2026 5:03 PM View: Appendix III Intrawell

Plant Bowen Client: Southern Company Data: Bowen LF 3-8

Sanitas™ v.10.1.06e Software licensed to Groundwater Stats Consulting. UG

Within Limits

Prediction Limit

Intrawell Non-parametric

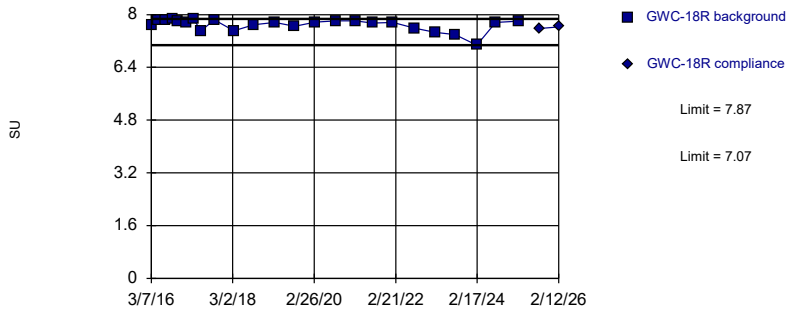

Non-parametric test used in lieu of parametric prediction limit because the Shapiro Wilk normality test showed the data to be non-normal at the 0.01 alpha level. Limits are highest and lowest of 24 background values. Well-constituent pair annual alpha = 0.01248. Individual comparison alpha = 0.006247 (1 of 2).

Constituent: pH, Field Analysis Run 5/1/2026 5:03 PM View: Appendix III Intrawell

Plant Bowen Client: Southern Company Data: Bowen LF 3-8

Sanitas™ v.10.1.06e Software licensed to Groundwater Stats Consulting. UG

Within Limits

Prediction Limit

Intrawell Non-parametric

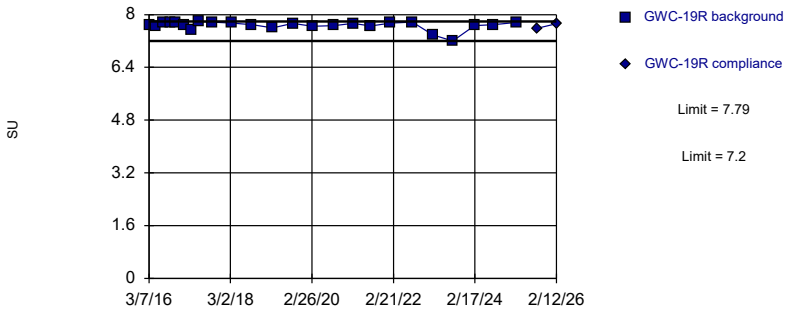

Non-parametric test used in lieu of parametric prediction limit because the Shapiro Wilk normality test showed the data to be non-normal at the 0.01 alpha level. Limits are highest and lowest of 25 background values. Well-constituent pair annual alpha = 0.01131. Individual comparison alpha = 0.005664 (1 of 2).

Constituent: pH, Field Analysis Run 5/1/2026 5:03 PM View: Appendix III Intrawell

Plant Bowen Client: Southern Company Data: Bowen LF 3-8

Sanitas™ v.10.1.06e Software licensed to Groundwater Stats Consulting. UG

Within Limits

Prediction Limit

Intrawell Parametric

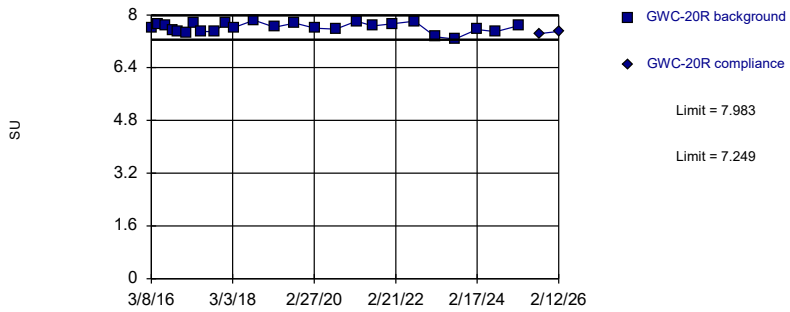

Background Data Summary: Mean=7.616, Std. Dev.=0.1462, n=25. Normality test: Shapiro Wilk @alpha = 0.01, calculated = 0.9619, critical = 0.888. Kappa = 2.51 (c=7, w=30, 1 of 2, event alpha = 0.05132). Report alpha = 0.0002508.

Constituent: pH, Field Analysis Run 5/1/2026 5:03 PM View: Appendix III Intrawell

Plant Bowen Client: Southern Company Data: Bowen LF 3-8

Sanitas™ v.10.1.06e Software licensed to Groundwater Stats Consulting. UG

Within Limits

Prediction Limit

Intrawell Parametric

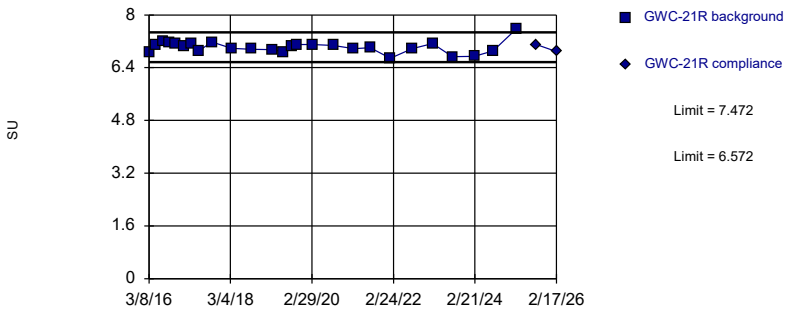

Background Data Summary: Mean=7.022, Std. Dev.=0.1802, n=26. Normality test: Shapiro Wilk @alpha = 0.01, calculated = 0.9314, critical = 0.891. Kappa = 2.496 (c=7, w=30, 1 of 2, event alpha = 0.05132). Report alpha = 0.0002508.

Constituent: pH, Field Analysis Run 5/1/2026 5:03 PM View: Appendix III Intrawell

Plant Bowen Client: Southern Company Data: Bowen LF 3-8

Sanitas™ v.10.1.06e Software licensed to Groundwater Stats Consulting. UG

Within Limits

Prediction Limit

Intrawell Parametric

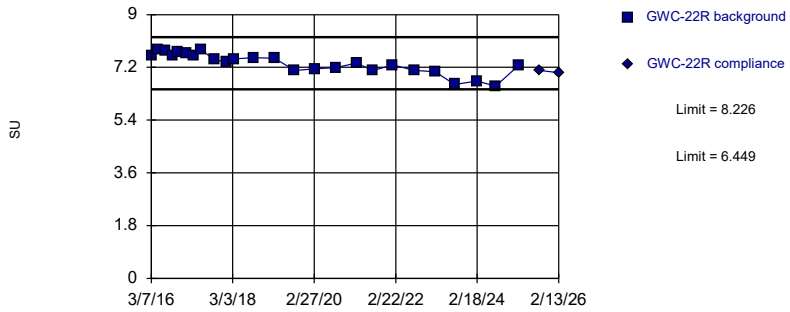

Background Data Summary: Mean=7.338, Std. Dev.=0.3541, n=25. Normality test: Shapiro Wilk @alpha = 0.01, calculated = 0.9317, critical = 0.888. Kappa = 2.51 (c=7, w=30, 1 of 2, event alpha = 0.05132). Report alpha = 0.0002508.

Constituent: pH, Field Analysis Run 5/1/2026 5:03 PM View: Appendix III Intrawell

Plant Bowen Client: Southern Company Data: Bowen LF 3-8

Sanitas™ v.10.1.06e Software licensed to Groundwater Stats Consulting. UG

Within Limits

Prediction Limit

Intrawell Parametric

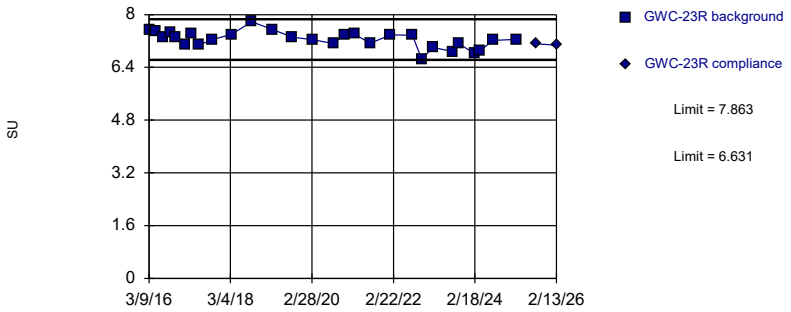

Background Data Summary: Mean=7.247, Std. Dev.=0.2495, n=28. Normality test: Shapiro Wilk @alpha = 0.01, calculated = 0.9794, critical = 0.896. Kappa = 2.469 (c=7, w=30, 1 of 2, event alpha = 0.05132). Report alpha = 0.0002508.

Constituent: pH, Field Analysis Run 5/1/2026 5:03 PM View: Appendix III Intrawell

Plant Bowen Client: Southern Company Data: Bowen LF 3-8

Sanitas™ v.10.1.06e Software licensed to Groundwater Stats Consulting. UG

Within Limits

Prediction Limit

Intrawell Parametric

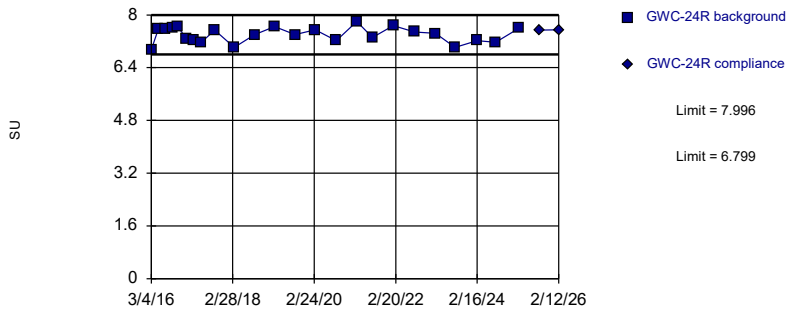

Background Data Summary: Mean=7.398, Std. Dev.=0.2362, n=24. Normality test: Shapiro Wilk @alpha = 0.01, calculated = 0.9541, critical = 0.884. Kappa = 2.533 (c=7, w=30, 1 of 2, event alpha = 0.05132). Report alpha = 0.0002508.

Constituent: pH, Field Analysis Run 5/1/2026 5:04 PM View: Appendix III Intrawell

Plant Bowen Client: Southern Company Data: Bowen LF 3-8

Sanitas™ v.10.1.06e Software licensed to Groundwater Stats Consulting. UG

Within Limits

Prediction Limit

Intrawell Parametric

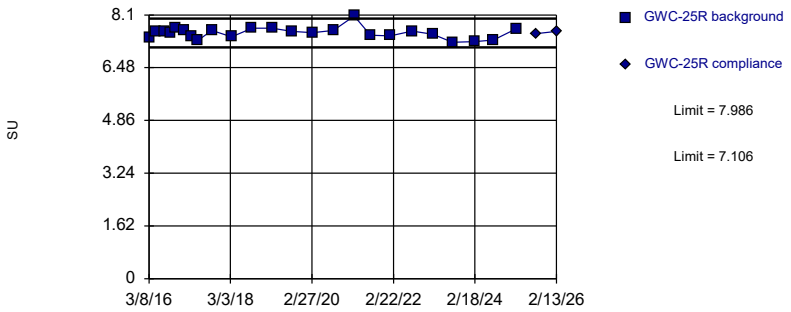

Background Data Summary: Mean=7.546, Std. Dev.=0.1738, n=24. Normality test: Shapiro Wilk @alpha = 0.01, calculated = 0.9163, critical = 0.884. Kappa = 2.533 (c=7, w=30, 1 of 2, event alpha = 0.05132). Report alpha = 0.0002508.

Constituent: pH, Field Analysis Run 5/1/2026 5:04 PM View: Appendix III Intrawell

Plant Bowen Client: Southern Company Data: Bowen LF 3-8

Sanitas™ v.10.1.06e Software licensed to Groundwater Stats Consulting. UG

Within Limits

Prediction Limit

Intrawell Parametric

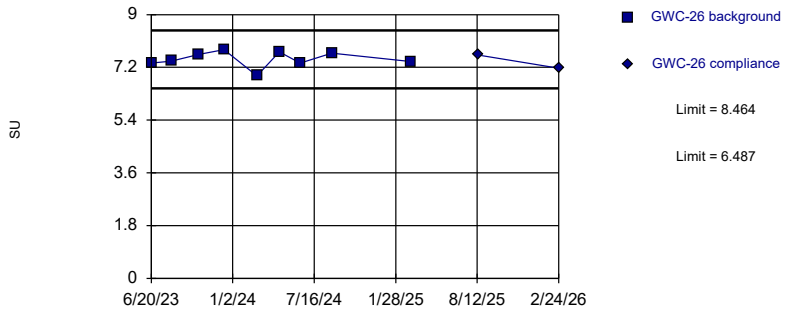

Background Data Summary: Mean=7.476, Std. Dev.=0.2749, n=9. Normality test: Shapiro Wilk @alpha = 0.1, calculated = 0.8992, critical = 0.859. Kappa = 3.596 (c=7, w=30, 1 of 2, event alpha = 0.05132). Report alpha = 0.0002508.

Constituent: pH, Field Analysis Run 5/1/2026 5:04 PM View: Appendix III Intrawell

Plant Bowen Client: Southern Company Data: Bowen LF 3-8

Sanitas™ v.10.1.06e Software licensed to Groundwater Stats Consulting. UG

Within Limits

Prediction Limit

Intrawell Parametric

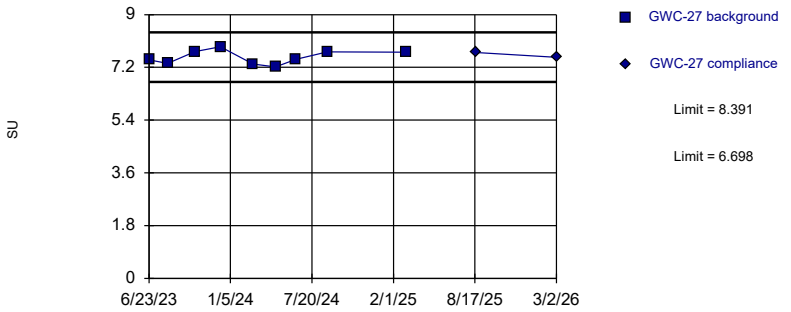

Background Data Summary: Mean=7.544, Std. Dev.=0.2354, n=9. Normality test: Shapiro Wilk @alpha = 0.1, calculated = 0.9287, critical = 0.859. Kappa = 3.596 (c=7, w=30, 1 of 2, event alpha = 0.05132). Report alpha = 0.0002508.

Constituent: pH, Field Analysis Run 5/1/2026 5:04 PM View: Appendix III Intrawell

Plant Bowen Client: Southern Company Data: Bowen LF 3-8

Sanitas™ v.10.1.06e Software licensed to Groundwater Stats Consulting. UG

Within Limits

Prediction Limit

Intrawell Parametric

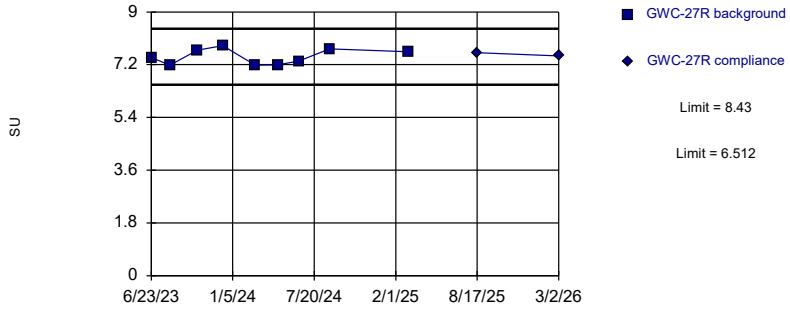

Background Data Summary: Mean=7.471, Std. Dev.=0.2667, n=9. Normality test: Shapiro Wilk @alpha = 0.1, calculated = 0.8789, critical = 0.859. Kappa = 3.596 (c=7, w=30, 1 of 2, event alpha = 0.05132). Report alpha = 0.0002508.

Constituent: pH, Field Analysis Run 5/1/2026 5:04 PM View: Appendix III Intrawell

Plant Bowen Client: Southern Company Data: Bowen LF 3-8

Sanitas™ v.10.1.06e Software licensed to Groundwater Stats Consulting. UG

Within Limits

Prediction Limit

Intrawell Parametric

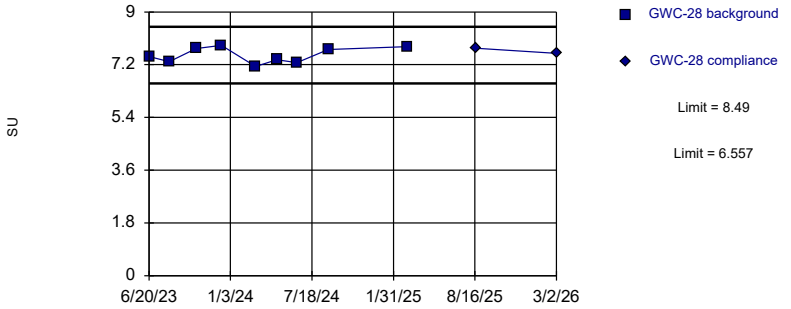

Background Data Summary: Mean=7.523, Std. Dev.=0.2687, n=9. Normality test: Shapiro Wilk @alpha = 0.1, calculated = 0.9082, critical = 0.859. Kappa = 3.596 (c=7, w=30, 1 of 2, event alpha = 0.05132). Report alpha = 0.0002508.

Constituent: pH, Field Analysis Run 5/1/2026 5:04 PM View: Appendix III Intrawell

Plant Bowen Client: Southern Company Data: Bowen LF 3-8

Sanitas™ v.10.1.06e Software licensed to Groundwater Stats Consulting. UG

Within Limits

Prediction Limit

Intrawell Parametric

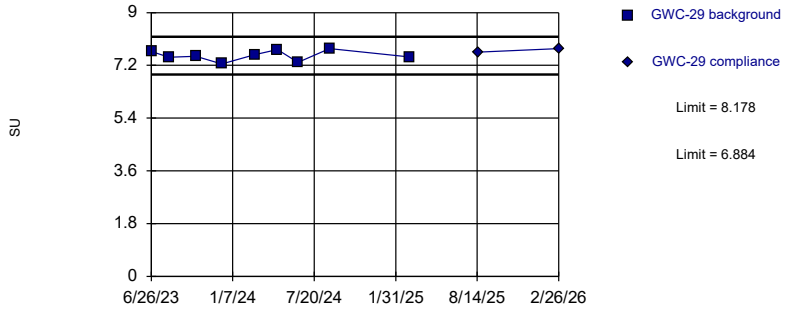

Background Data Summary: Mean=7.531, Std. Dev.=0.1798, n=9. Normality test: Shapiro Wilk @alpha = 0.1, calculated = 0.9435, critical = 0.859. Kappa = 3.596 (c=7, w=30, 1 of 2, event alpha = 0.05132). Report alpha = 0.0002508.

Constituent: pH, Field Analysis Run 5/1/2026 5:04 PM View: Appendix III Intrawell

Plant Bowen Client: Southern Company Data: Bowen LF 3-8

Sanitas™ v.10.1.06e Software licensed to Groundwater Stats Consulting. UG

Within Limits

Prediction Limit

Intrawell Parametric

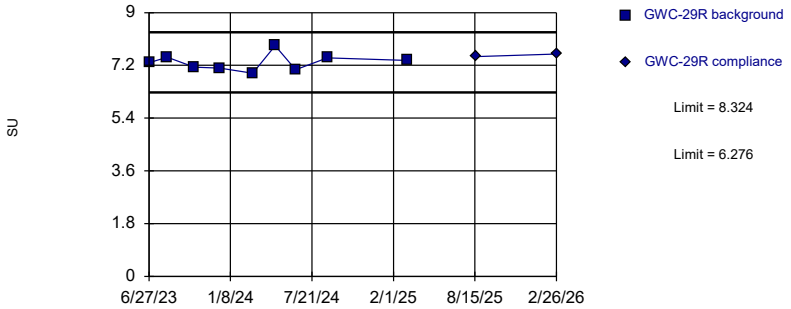

Background Data Summary: Mean=7.3, Std. Dev.=0.2848, n=9. Normality test: Shapiro Wilk @alpha = 0.1, calculated = 0.9469, critical = 0.859. Kappa = 3.596 (c=7, w=30, 1 of 2, event alpha = 0.05132). Report alpha = 0.0002508.

Constituent: pH, Field Analysis Run 5/1/2026 5:04 PM View: Appendix III Intrawell

Plant Bowen Client: Southern Company Data: Bowen LF 3-8

Sanitas™ v.10.1.06e Software licensed to Groundwater Stats Consulting. UG

Within Limits

Prediction Limit

Intrawell Parametric

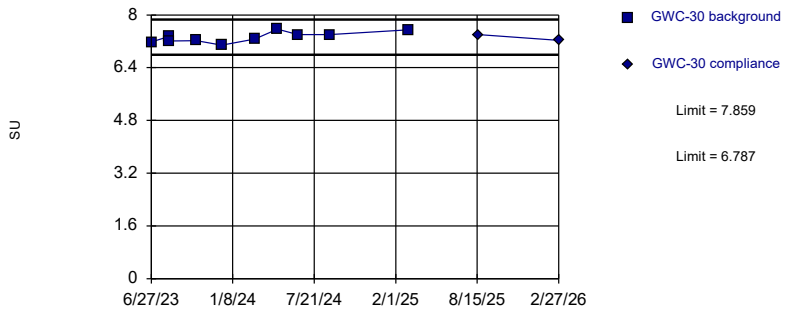

Background Data Summary: Mean=7.323, Std. Dev.=0.1601, n=10. Normality test: Shapiro Wilk @alpha = 0.05, calculated = 0.9525, critical = 0.842. Kappa = 3.344 (c=7, w=30, 1 of 2, event alpha = 0.05132). Report alpha = 0.0002508.

Constituent: pH, Field Analysis Run 5/1/2026 5:04 PM View: Appendix III Intrawell
Plant Bowen Client: Southern Company Data: Bowen LF 3-8

Sanitas™ v.10.1.06e Software licensed to Groundwater Stats Consulting. UG

Within Limits

Prediction Limit

Intrawell Non-parametric

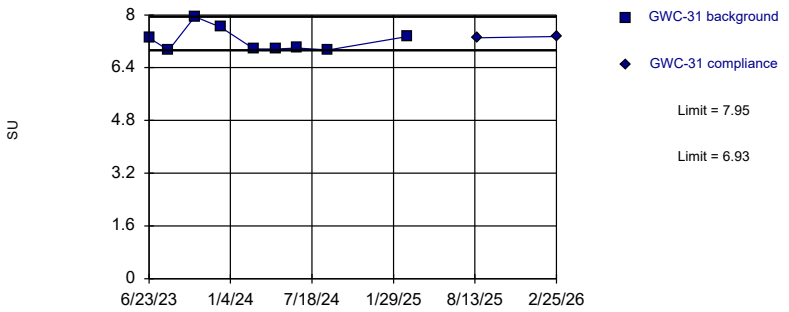

Non-parametric test used in lieu of parametric prediction limit because the Shapiro Wilk normality test showed the data to be non-normal at the 0.1 alpha level. Limits are highest and lowest of 9 background values. Well-constituent pair annual alpha = 0.07172. Individual comparison alpha = 0.03619 (1 of 2).

Constituent: pH, Field Analysis Run 5/1/2026 5:04 PM View: Appendix III Intrawell
Plant Bowen Client: Southern Company Data: Bowen LF 3-8

Sanitas™ v.10.1.06e Software licensed to Groundwater Stats Consulting. UG

Within Limits

Prediction Limit

Intrawell Parametric

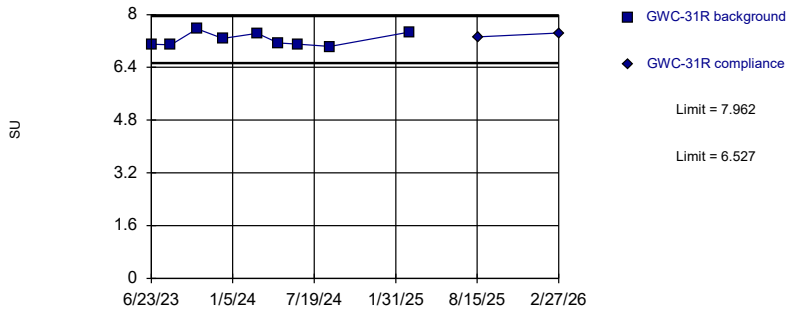

Background Data Summary: Mean=7.244, Std. Dev.=0.1994, n=9. Normality test: Shapiro Wilk @alpha = 0.1, calculated = 0.8718, critical = 0.859. Kappa = 3.596 (c=7, w=30, 1 of 2, event alpha = 0.05132). Report alpha = 0.0002508.

Constituent: pH, Field Analysis Run 5/1/2026 5:04 PM View: Appendix III Intrawell
Plant Bowen Client: Southern Company Data: Bowen LF 3-8

Sanitas™ v.10.1.06e Software licensed to Groundwater Stats Consulting. UG

Within Limits

Prediction Limit

Intrawell Parametric

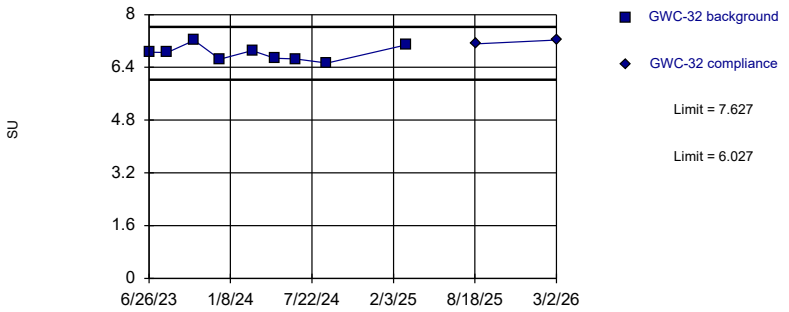

Background Data Summary: Mean=6.827, Std. Dev.=0.2225, n=9. Normality test: Shapiro Wilk @alpha = 0.1, calculated = 0.9465, critical = 0.859. Kappa = 3.596 (c=7, w=30, 1 of 2, event alpha = 0.05132). Report alpha = 0.0002508.

Constituent: pH, Field Analysis Run 5/1/2026 5:04 PM View: Appendix III Intrawell
Plant Bowen Client: Southern Company Data: Bowen LF 3-8

Sanitas™ v.10.1.06e Software licensed to Groundwater Stats Consulting. UG

Within Limits

Prediction Limit

Intrawell Parametric

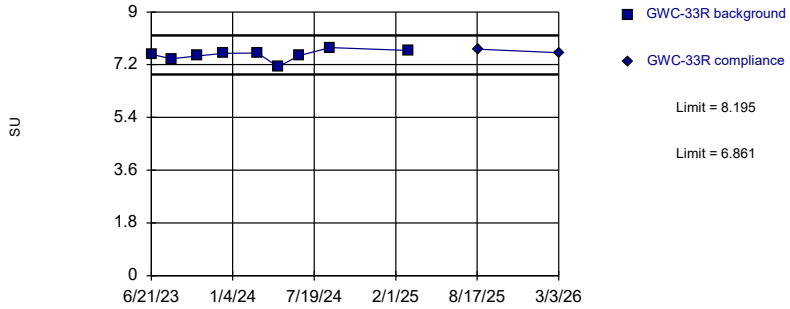

Background Data Summary: Mean=7.528, Std. Dev.=0.1855, n=9. Normality test: Shapiro Wilk @alpha = 0.1, calculated = 0.9237, critical = 0.859. Kappa = 3.596 (c=7, w=30, 1 of 2, event alpha = 0.05132). Report alpha = 0.0002508.

Constituent: pH, Field Analysis Run 5/1/2026 5:04 PM View: Appendix III Intrawell

Plant Bowen Client: Southern Company Data: Bowen LF 3-8

Sanitas™ v.10.1.06e Software licensed to Groundwater Stats Consulting. UG

Within Limits

Prediction Limit

Intrawell Parametric

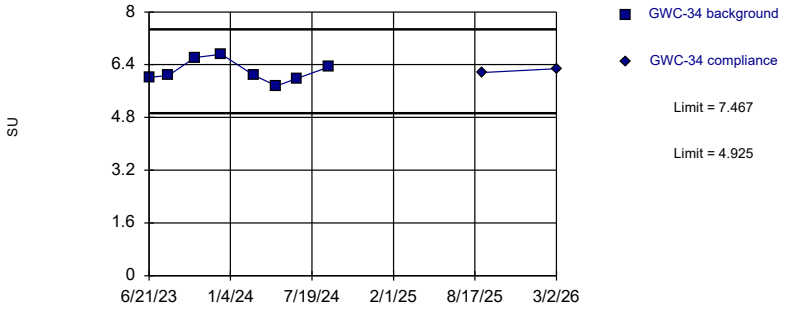

Background Data Summary: Mean=6.196, Std. Dev.=0.3303, n=8. Normality test: Shapiro Wilk @alpha = 0.1, calculated = 0.9129, critical = 0.851. Kappa = 3.848 (c=7, w=30, 1 of 2, event alpha = 0.05132). Report alpha = 0.0002508.

Constituent: pH, Field Analysis Run 5/1/2026 5:04 PM View: Appendix III Intrawell

Plant Bowen Client: Southern Company Data: Bowen LF 3-8

Sanitas™ v.10.1.06e Software licensed to Groundwater Stats Consulting. UG

Within Limits

Prediction Limit

Intrawell Non-parametric

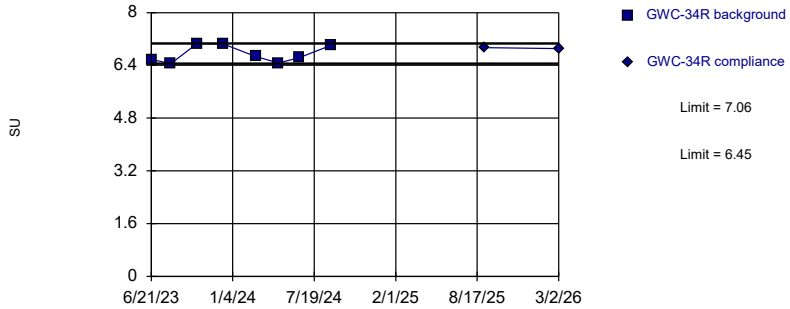

Non-parametric test used in lieu of parametric prediction limit because the Shapiro Wilk normality test showed the data to be non-normal at the 0.1 alpha level. Limits are highest and lowest of 8 background values. Well-constituent pair annual alpha = 0.08484. Individual comparison alpha = 0.04288 (1 of 2).

Constituent: pH, Field Analysis Run 5/1/2026 5:04 PM View: Appendix III Intrawell

Plant Bowen Client: Southern Company Data: Bowen LF 3-8

Sanitas™ v.10.1.06e Software licensed to Groundwater Stats Consulting. UG

Within Limits

Prediction Limit

Intrawell Parametric

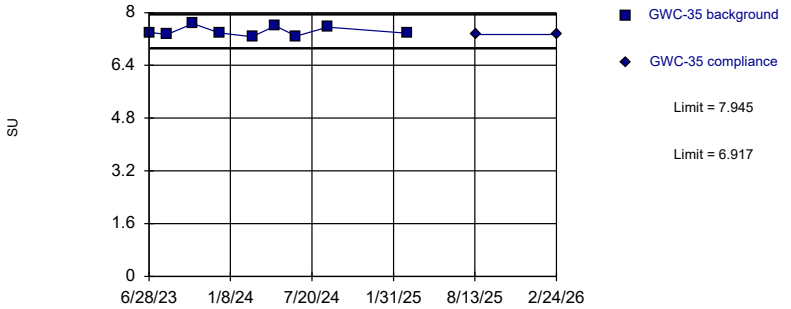

Background Data Summary: Mean=7.431, Std. Dev.=0.143, n=9. Normality test: Shapiro Wilk @alpha = 0.1, calculated = 0.8933, critical = 0.859. Kappa = 3.596 (c=7, w=30, 1 of 2, event alpha = 0.05132). Report alpha = 0.0002508.

Constituent: pH, Field Analysis Run 5/1/2026 5:04 PM View: Appendix III Intrawell

Plant Bowen Client: Southern Company Data: Bowen LF 3-8

Sanitas™ v.10.1.06e Software licensed to Groundwater Stats Consulting. UG

Within Limits

Prediction Limit

Intrawell Parametric

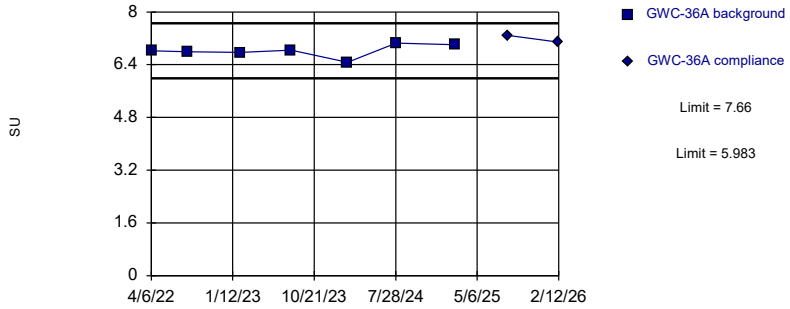

Background Data Summary: Mean=6.821, Std. Dev.=0.1894, n=7. Normality test: Shapiro Wilk @alpha = 0.1, calculated = 0.9044, critical = 0.838. Kappa = 4.428 (c=7, w=30, 1 of 2, event alpha = 0.05132). Report alpha = 0.0002508.

Constituent: pH, Field Analysis Run 5/1/2026 5:04 PM View: Appendix III Intrawell
Plant Bowen Client: Southern Company Data: Bowen LF 3-8

Sanitas™ v.10.1.06e Software licensed to Groundwater Stats Consulting. UG

Within Limits

Prediction Limit

Intrawell Parametric

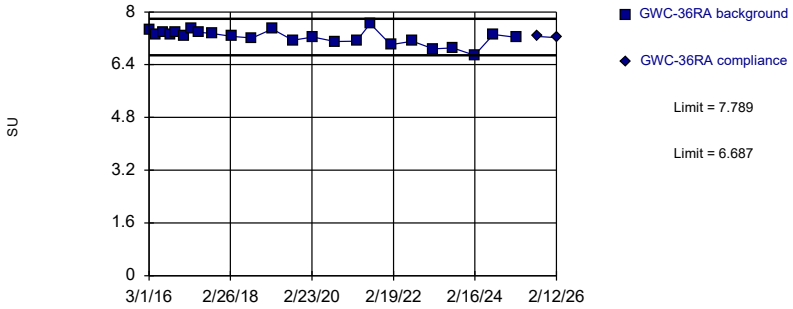

Background Data Summary: Mean=7.238, Std. Dev.=0.2176, n=24. Normality test: Shapiro Wilk @alpha = 0.01, calculated = 0.9658, critical = 0.884. Kappa = 2.533 (c=7, w=30, 1 of 2, event alpha = 0.05132). Report alpha = 0.0002508.

Constituent: pH, Field Analysis Run 5/1/2026 5:04 PM View: Appendix III Intrawell
Plant Bowen Client: Southern Company Data: Bowen LF 3-8

Sanitas™ v.10.1.06e Software licensed to Groundwater Stats Consulting. UG

Within Limits

Prediction Limit

Intrawell Parametric

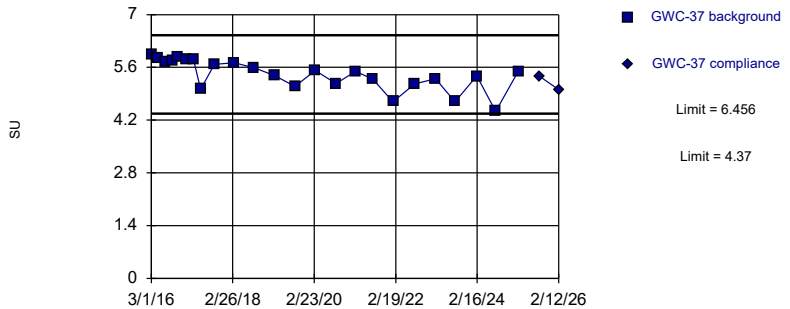

Background Data Summary: Mean=5.413, Std. Dev.=0.4117, n=24. Normality test: Shapiro Wilk @alpha = 0.01, calculated = 0.9241, critical = 0.884. Kappa = 2.533 (c=7, w=30, 1 of 2, event alpha = 0.05132). Report alpha = 0.0002508.

Constituent: pH, Field Analysis Run 5/1/2026 5:04 PM View: Appendix III Intrawell
Plant Bowen Client: Southern Company Data: Bowen LF 3-8

Sanitas™ v.10.1.06e Software licensed to Groundwater Stats Consulting. UG

Exceeds Limits

Prediction Limit

Intrawell Parametric

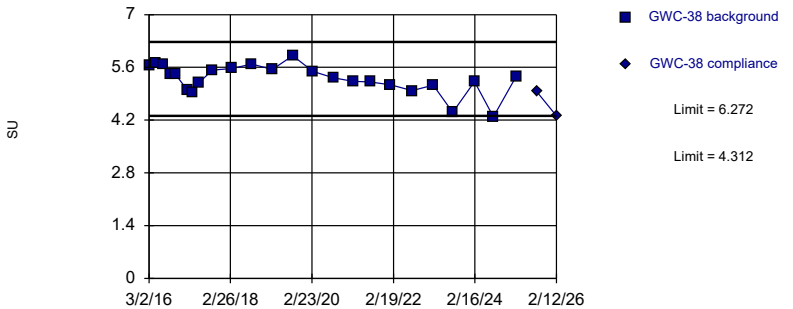

Background Data Summary: Mean=5.292, Std. Dev.=0.387, n=24. Normality test: Shapiro Wilk @alpha = 0.01, calculated = 0.9242, critical = 0.884. Kappa = 2.533 (c=7, w=30, 1 of 2, event alpha = 0.05132). Report alpha = 0.0002508.

Constituent: pH, Field Analysis Run 5/1/2026 5:04 PM View: Appendix III Intrawell
Plant Bowen Client: Southern Company Data: Bowen LF 3-8

Sanitas™ v.10.1.06e Software licensed to Groundwater Stats Consulting. UG

Within Limits

Prediction Limit

Intrawell Parametric

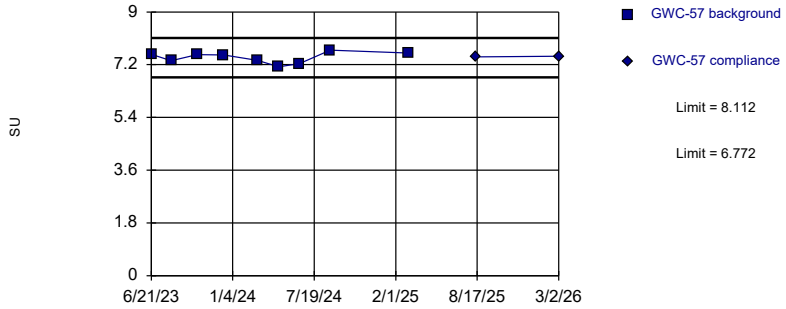

Background Data Summary: Mean=7.442, Std. Dev.=0.1863, n=9. Normality test: Shapiro Wilk @alpha = 0.1, calculated = 0.9441, critical = 0.859. Kappa = 3.596 (c=7, w=30, 1 of 2, event alpha = 0.05132). Report alpha = 0.0002508.

Constituent: pH, Field Analysis Run 5/1/2026 5:04 PM View: Appendix III Intrawell

Plant Bowen Client: Southern Company Data: Bowen LF 3-8

Sanitas™ v.10.1.06e Software licensed to Groundwater Stats Consulting. UG

Within Limit

Prediction Limit

Intrawell Parametric

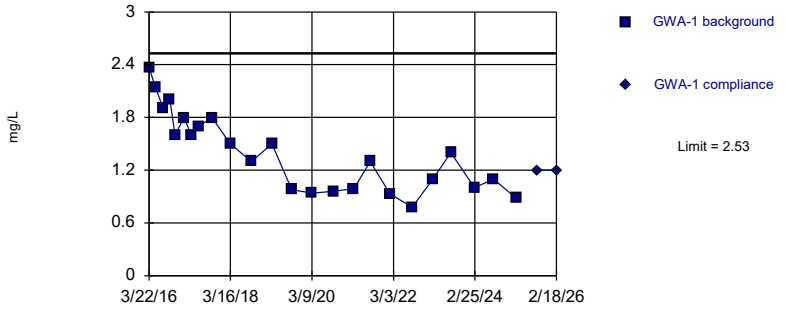

Background Data Summary: Mean=1.399, Std. Dev.=0.4468, n=24. Normality test: Shapiro Wilk @alpha = 0.01, calculated = 0.9374, critical = 0.884. Kappa = 2.533 (c=7, w=30, 1 of 2, event alpha = 0.05132). Report alpha = 0.0002508.

Constituent: Sulfate Analysis Run 5/1/2026 5:04 PM View: Appendix III Intrawell

Plant Bowen Client: Southern Company Data: Bowen LF 3-8

Sanitas™ v.10.1.06e Software licensed to Groundwater Stats Consulting. UG

Within Limit

Prediction Limit

Intrawell Parametric

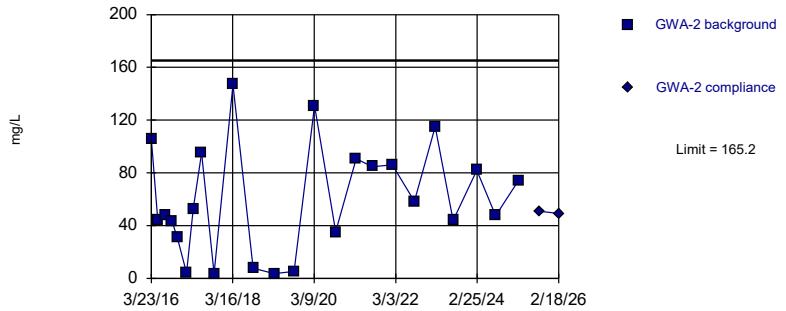

Background Data Summary: Mean=60.01, Std. Dev.=41.54, n=24. Normality test: Shapiro Wilk @alpha = 0.01, calculated = 0.9483, critical = 0.884. Kappa = 2.533 (c=7, w=30, 1 of 2, event alpha = 0.05132). Report alpha = 0.0002508.

Constituent: Sulfate Analysis Run 5/1/2026 5:04 PM View: Appendix III Intrawell

Plant Bowen Client: Southern Company Data: Bowen LF 3-8

Sanitas™ v.10.1.06e Software licensed to Groundwater Stats Consulting. UG

Within Limit

Prediction Limit

Intrawell Non-parametric

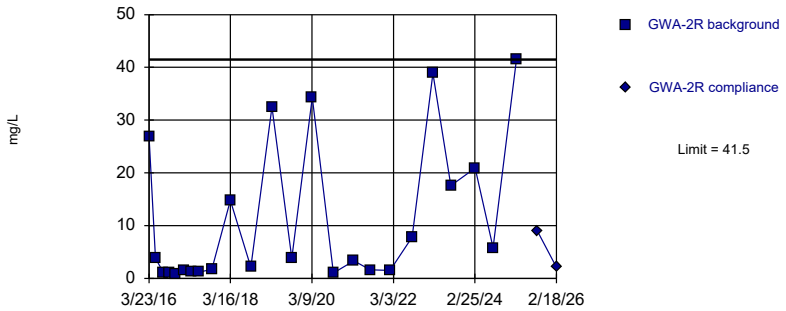

Non-parametric test used in lieu of parametric prediction limit because the Shapiro Wilk normality test showed the data to be non-normal at the 0.01 alpha level. Limit is highest of 24 background values. Well-constituent pair annual alpha = 0.006238. Individual comparison alpha = 0.003124 (1 of 2).

Constituent: Sulfate Analysis Run 5/1/2026 5:04 PM View: Appendix III Intrawell

Plant Bowen Client: Southern Company Data: Bowen LF 3-8

Sanitas™ v.10.1.06e Software licensed to Groundwater Stats Consulting. UG

Within Limit

Prediction Limit

Intrawell Parametric

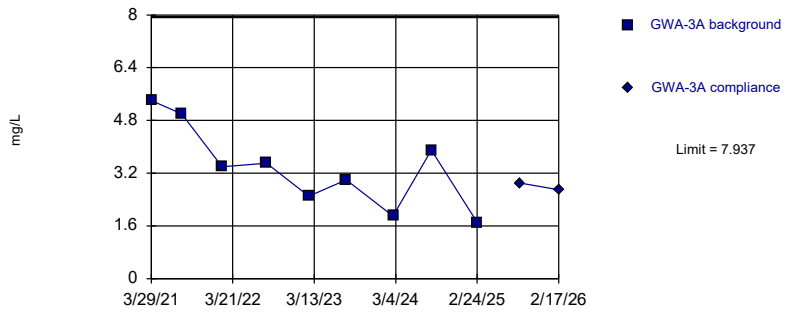

Background Data Summary: Mean=3.367, Std. Dev.=1.271, n=9. Normality test: Shapiro Wilk @alpha = 0.1, calculated = 0.9526, critical = 0.859. Kappa = 3.596 (c=7, w=30, 1 of 2, event alpha = 0.05132). Report alpha = 0.0002508.

Constituent: Sulfate Analysis Run 5/1/2026 5:04 PM View: Appendix III Intrawell

Plant Bowen Client: Southern Company Data: Bowen LF 3-8

Sanitas™ v.10.1.06e Software licensed to Groundwater Stats Consulting. UG

Within Limit

Prediction Limit

Intrawell Parametric

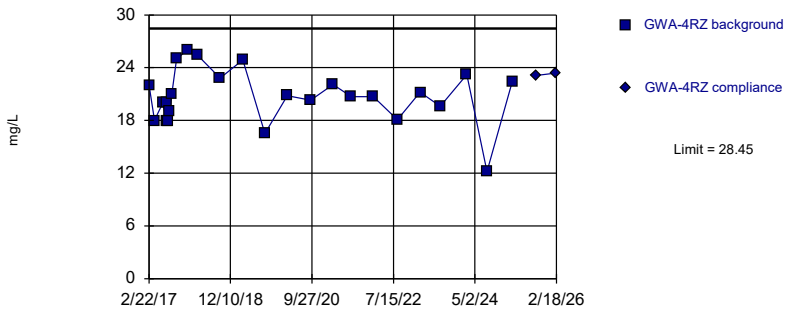

Background Data Summary: Mean=20.72, Std. Dev.=3.08, n=25. Normality test: Shapiro Wilk @alpha = 0.01, calculated = 0.9586, critical = 0.888. Kappa = 2.51 (c=7, w=30, 1 of 2, event alpha = 0.05132). Report alpha = 0.0002508.

Constituent: Sulfate Analysis Run 5/1/2026 5:04 PM View: Appendix III Intrawell

Plant Bowen Client: Southern Company Data: Bowen LF 3-8

Sanitas™ v.10.1.06e Software licensed to Groundwater Stats Consulting. UG

Within Limit

Prediction Limit

Intrawell Parametric

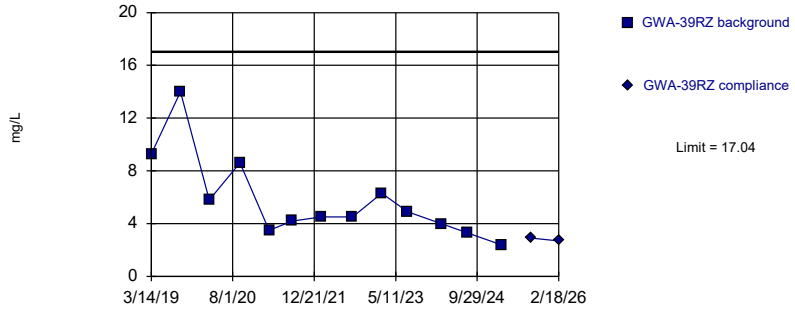

Background Data Summary (based on square root transformation): Mean=2.337, Std. Dev.=0.5975, n=13. Normality test: Shapiro Wilk @alpha = 0.05, calculated = 0.9082, critical = 0.866. Kappa = 2.997 (c=7, w=30, 1 of 2, event alpha = 0.05132). Report alpha = 0.0002508.

Constituent: Sulfate Analysis Run 5/1/2026 5:04 PM View: Appendix III Intrawell

Plant Bowen Client: Southern Company Data: Bowen LF 3-8

Sanitas™ v.10.1.06e Software licensed to Groundwater Stats Consulting. UG

Within Limit

Prediction Limit

Intrawell Parametric

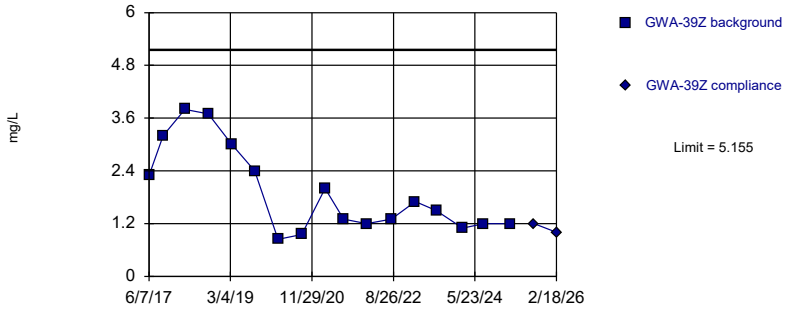

Background Data Summary (based on square root transformation): Mean=1.348, Std. Dev.=0.3371, n=17. Normality test: Shapiro Wilk @alpha = 0.05, calculated = 0.901, critical = 0.892. Kappa = 2.738 (c=7, w=30, 1 of 2, event alpha = 0.05132). Report alpha = 0.0002508.

Constituent: Sulfate Analysis Run 5/1/2026 5:04 PM View: Appendix III Intrawell

Plant Bowen Client: Southern Company Data: Bowen LF 3-8

Sanitas™ v.10.1.06e Software licensed to Groundwater Stats Consulting. UG

Within Limit

Prediction Limit

Intrawell Non-parametric

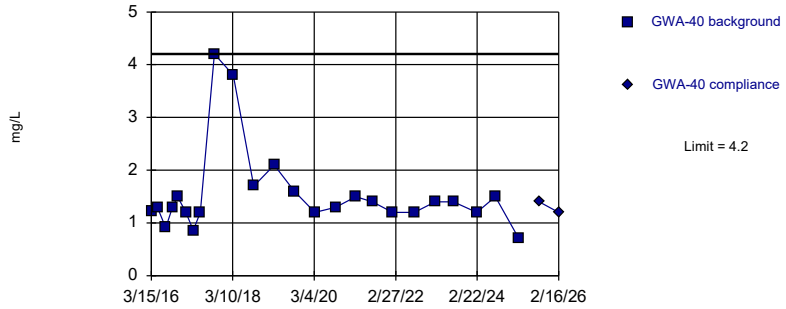

Non-parametric test used in lieu of parametric prediction limit because the Shapiro Wilk normality test showed the data to be non-normal at the 0.01 alpha level. Limit is highest of 24 background values. Well-constituent pair annual alpha = 0.006238. Individual comparison alpha = 0.003124 (1 of 2).

Constituent: Sulfate Analysis Run 5/1/2026 5:04 PM View: Appendix III Intrawell
Plant Bowen Client: Southern Company Data: Bowen LF 3-8

Sanitas™ v.10.1.06e Software licensed to Groundwater Stats Consulting. UG

Within Limit

Prediction Limit

Intrawell Parametric

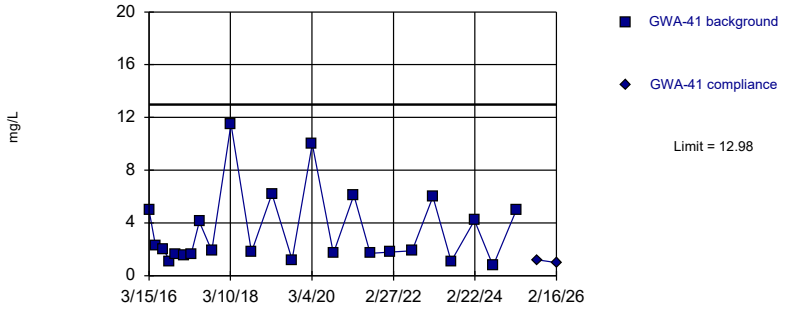

Background Data Summary (based on cube root transformation): Mean=1.413, Std. Dev.=0.37, n=24. Normality test: Shapiro Wilk @alpha = 0.01, calculated = 0.8885, critical = 0.884. Kappa = 2.533 (c=7, w=30, 1 of 2, event alpha = 0.05132). Report alpha = 0.0002508.

Constituent: Sulfate Analysis Run 5/1/2026 5:04 PM View: Appendix III Intrawell
Plant Bowen Client: Southern Company Data: Bowen LF 3-8

Sanitas™ v.10.1.06e Software licensed to Groundwater Stats Consulting. UG

Within Limit

Prediction Limit

Intrawell Parametric

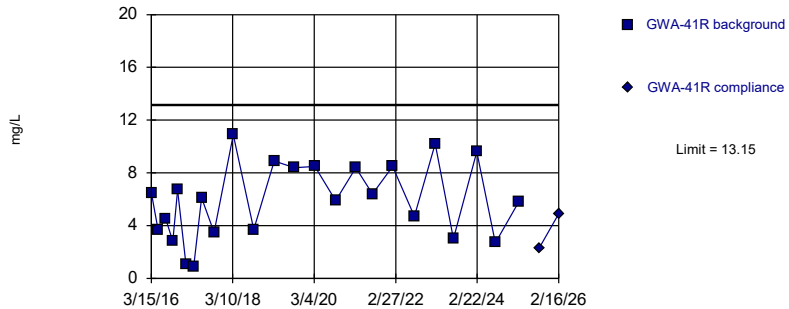

Background Data Summary: Mean=5.889, Std. Dev.=2.868, n=24. Normality test: Shapiro Wilk @alpha = 0.01, calculated = 0.9628, critical = 0.884. Kappa = 2.533 (c=7, w=30, 1 of 2, event alpha = 0.05132). Report alpha = 0.0002508.

Constituent: Sulfate Analysis Run 5/1/2026 5:04 PM View: Appendix III Intrawell
Plant Bowen Client: Southern Company Data: Bowen LF 3-8

Sanitas™ v.10.1.06e Software licensed to Groundwater Stats Consulting. UG

Within Limit

Prediction Limit

Intrawell Parametric

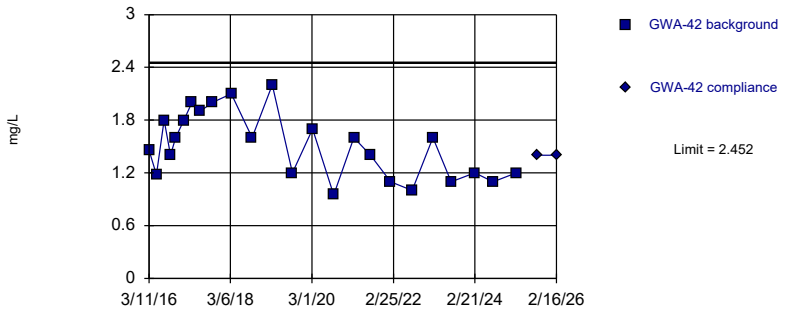

Background Data Summary: Mean=1.508, Std. Dev.=0.3727, n=24. Normality test: Shapiro Wilk @alpha = 0.01, calculated = 0.9447, critical = 0.884. Kappa = 2.533 (c=7, w=30, 1 of 2, event alpha = 0.05132). Report alpha = 0.0002508.

Constituent: Sulfate Analysis Run 5/1/2026 5:04 PM View: Appendix III Intrawell
Plant Bowen Client: Southern Company Data: Bowen LF 3-8

Sanitas™ v.10.1.06e Software licensed to Groundwater Stats Consulting. UG
Hollow symbols indicate censored values.

Within Limit

Prediction Limit

Intrawell Non-parametric

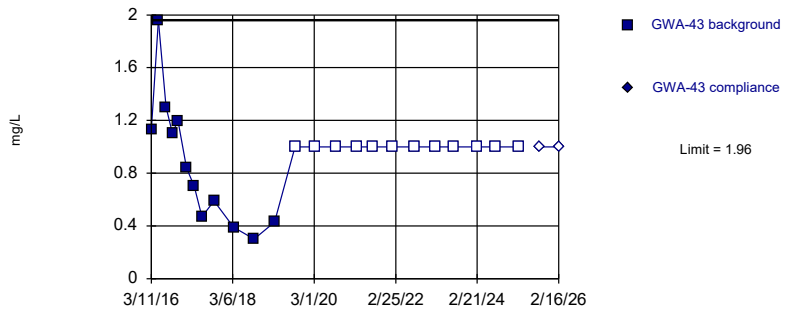

Non-parametric test used in lieu of parametric prediction limit because the Shapiro Wilk normality test showed the data to be non-normal at the 0.01 alpha level. Limit is highest of 24 background values. 50% NDs. Well-constituent pair annual alpha = 0.006238. Individual comparison alpha = 0.003124 (1 of 2).

Constituent: Sulfate Analysis Run 5/1/2026 5:04 PM View: Appendix III Intrawell

Plant Bowen Client: Southern Company Data: Bowen LF 3-8

Sanitas™ v.10.1.06e Software licensed to Groundwater Stats Consulting. UG

Within Limit

Prediction Limit

Intrawell Parametric

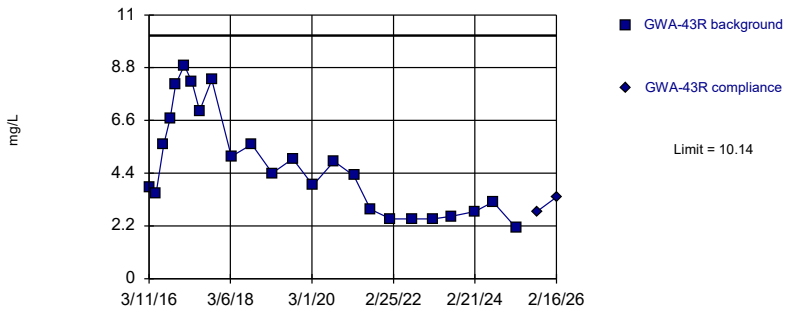

Background Data Summary: Mean=4.77, Std. Dev.=2.119, n=24. Normality test: Shapiro Wilk @alpha = 0.01, calculated = 0.9083, critical = 0.884. Kappa = 2.533 (c=7, w=30, 1 of 2, event alpha = 0.05132). Report alpha = 0.0002508.

Constituent: Sulfate Analysis Run 5/1/2026 5:04 PM View: Appendix III Intrawell

Plant Bowen Client: Southern Company Data: Bowen LF 3-8

Sanitas™ v.10.1.06e Software licensed to Groundwater Stats Consulting. UG
Hollow symbols indicate censored values.

Within Limit

Prediction Limit

Intrawell Non-parametric

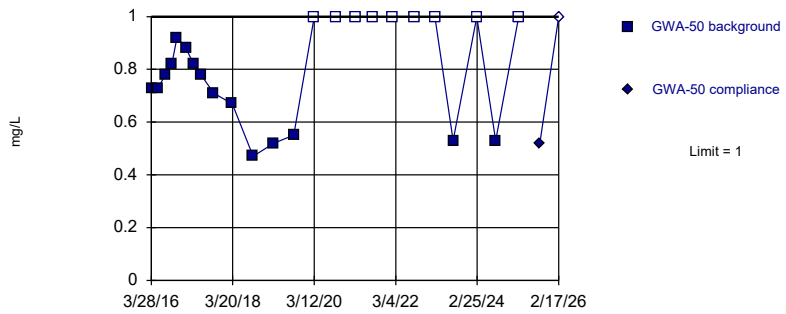

Non-parametric test used in lieu of parametric prediction limit because the Shapiro Wilk normality test showed the data to be non-normal at the 0.01 alpha level. Limit is highest of 24 background values. 37.5% NDs. Well-constituent pair annual alpha = 0.006238. Individual comparison alpha = 0.003124 (1 of 2).

Constituent: Sulfate Analysis Run 5/1/2026 5:04 PM View: Appendix III Intrawell

Plant Bowen Client: Southern Company Data: Bowen LF 3-8

Sanitas™ v.10.1.06e Software licensed to Groundwater Stats Consulting. UG
Hollow symbols indicate censored values.

Within Limit

Prediction Limit

Intrawell Parametric

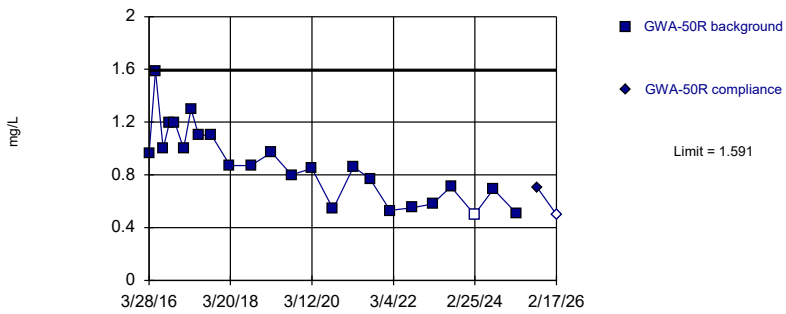

Background Data Summary: Mean=0.8771, Std. Dev.=0.2819, n=24, 4.167% NDs. Normality test: Shapiro Wilk @alpha = 0.01, calculated = 0.9491, critical = 0.884. Kappa = 2.533 (c=7, w=30, 1 of 2, event alpha = 0.05132). Report alpha = 0.0002508.

Constituent: Sulfate Analysis Run 5/1/2026 5:04 PM View: Appendix III Intrawell

Plant Bowen Client: Southern Company Data: Bowen LF 3-8

Sanitas™ v.10.1.06e Software licensed to Groundwater Stats Consulting. UG

Within Limit

Prediction Limit

Intrawell Parametric

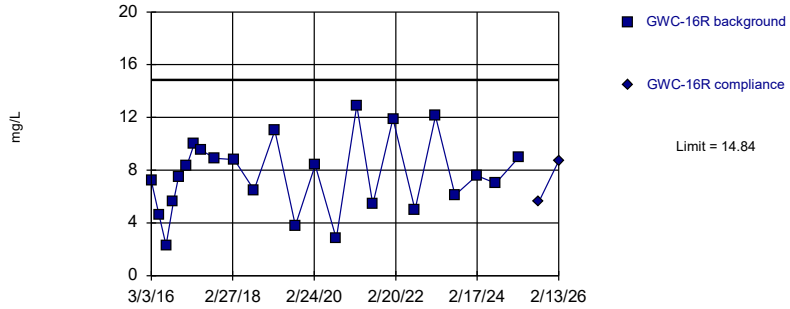

Background Data Summary: Mean=7.591, Std. Dev.=2.86, n=24. Normality test: Shapiro Wilk @alpha = 0.01, calculated = 0.9829, critical = 0.884. Kappa = 2.533 (c=7, w=30, 1 of 2, event alpha = 0.05132). Report alpha = 0.0002508.

Constituent: Sulfate Analysis Run 5/1/2026 5:04 PM View: Appendix III Intrawell

Plant Bowen Client: Southern Company Data: Bowen LF 3-8

Sanitas™ v.10.1.06e Software licensed to Groundwater Stats Consulting. UG

Within Limit

Prediction Limit

Intrawell Parametric

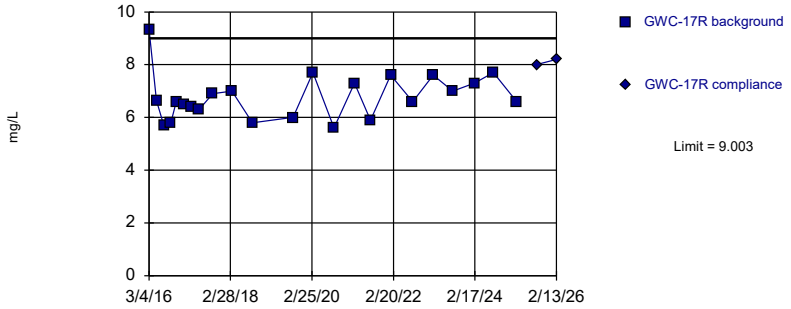

Background Data Summary: Mean=6.778, Std. Dev.=0.8708, n=23. Normality test: Shapiro Wilk @alpha = 0.01, calculated = 0.9208, critical = 0.881. Kappa = 2.556 (c=7, w=30, 1 of 2, event alpha = 0.05132). Report alpha = 0.0002508.

Constituent: Sulfate Analysis Run 5/1/2026 5:04 PM View: Appendix III Intrawell

Plant Bowen Client: Southern Company Data: Bowen LF 3-8

Sanitas™ v.10.1.06e Software licensed to Groundwater Stats Consulting. UG

Within Limit

Prediction Limit

Intrawell Parametric

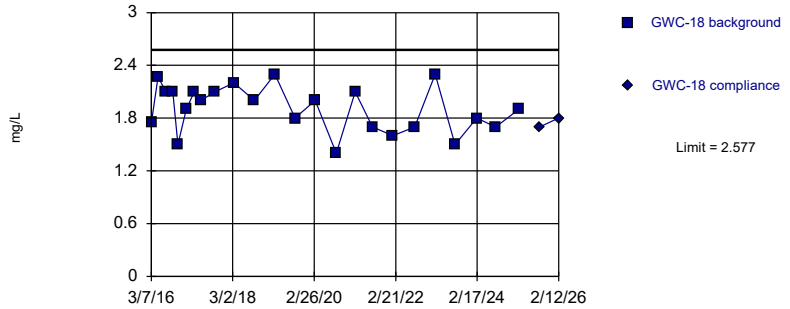

Background Data Summary: Mean=1.909, Std. Dev.=0.2636, n=24. Normality test: Shapiro Wilk @alpha = 0.01, calculated = 0.9516, critical = 0.884. Kappa = 2.533 (c=7, w=30, 1 of 2, event alpha = 0.05132). Report alpha = 0.0002508.

Constituent: Sulfate Analysis Run 5/1/2026 5:04 PM View: Appendix III Intrawell

Plant Bowen Client: Southern Company Data: Bowen LF 3-8

Sanitas™ v.10.1.06e Software licensed to Groundwater Stats Consulting. UG

Within Limit

Prediction Limit

Intrawell Parametric

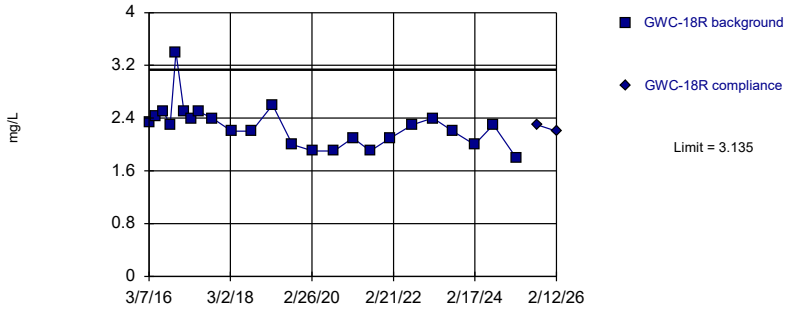

Background Data Summary (based on square root transformation): Mean=1.505, Std. Dev.=0.1047, n=24. Normality test: Shapiro Wilk @alpha = 0.01, calculated = 0.8985, critical = 0.884. Kappa = 2.533 (c=7, w=30, 1 of 2, event alpha = 0.05132). Report alpha = 0.0002508.

Constituent: Sulfate Analysis Run 5/1/2026 5:04 PM View: Appendix III Intrawell

Plant Bowen Client: Southern Company Data: Bowen LF 3-8

Sanitas™ v.10.1.06e Software licensed to Groundwater Stats Consulting. UG

Within Limit

Prediction Limit

Intrawell Parametric

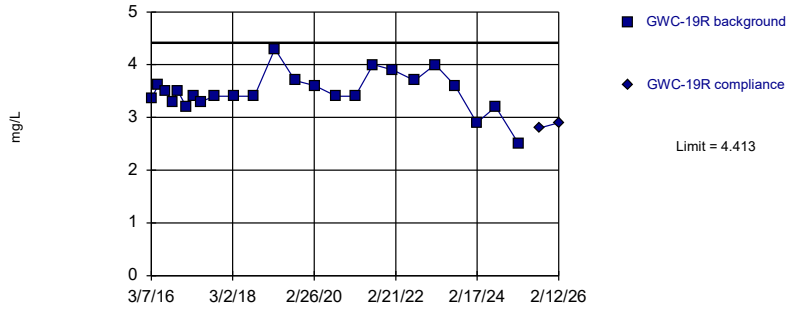

Background Data Summary: Mean=3.482, Std. Dev.=0.3676, n=24. Normality test: Shapiro Wilk @alpha = 0.01, calculated = 0.9447, critical = 0.884. Kappa = 2.533 (c=7, w=30, 1 of 2, event alpha = 0.05132). Report alpha = 0.0002508.

Constituent: Sulfate Analysis Run 5/1/2026 5:04 PM View: Appendix III Intrawell

Plant Bowen Client: Southern Company Data: Bowen LF 3-8

Sanitas™ v.10.1.06e Software licensed to Groundwater Stats Consulting. UG

Within Limit

Prediction Limit

Intrawell Parametric

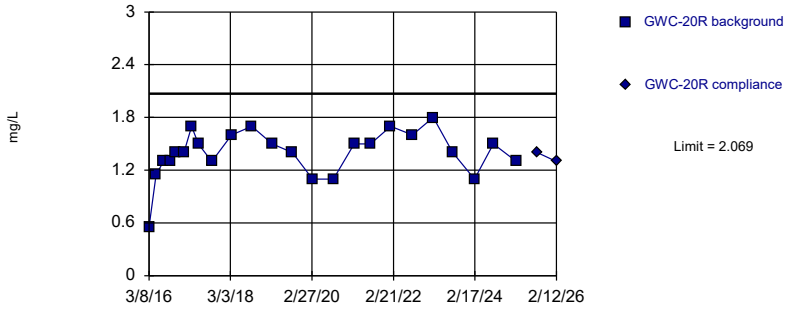

Background Data Summary: Mean=1.392, Std. Dev.=0.2672, n=24. Normality test: Shapiro Wilk @alpha = 0.01, calculated = 0.9092, critical = 0.884. Kappa = 2.533 (c=7, w=30, 1 of 2, event alpha = 0.05132). Report alpha = 0.0002508.

Constituent: Sulfate Analysis Run 5/1/2026 5:04 PM View: Appendix III Intrawell

Plant Bowen Client: Southern Company Data: Bowen LF 3-8

Sanitas™ v.10.1.06e Software licensed to Groundwater Stats Consulting. UG
Hollow symbols indicate censored values.

Within Limit

Prediction Limit

Intrawell Parametric

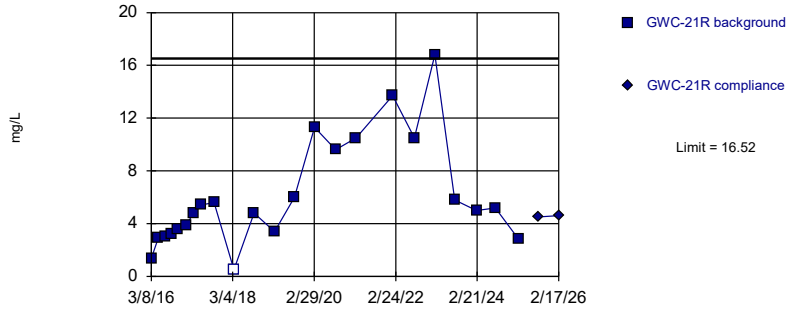

Background Data Summary: Mean=6.075, Std. Dev.=4.086, n=23, 4.348% NDs. Normality test: Shapiro Wilk @alpha = 0.01, calculated = 0.883, critical = 0.881. Kappa = 2.556 (c=7, w=30, 1 of 2, event alpha = 0.05132). Report alpha = 0.0002508.

Constituent: Sulfate Analysis Run 5/1/2026 5:04 PM View: Appendix III Intrawell

Plant Bowen Client: Southern Company Data: Bowen LF 3-8

Sanitas™ v.10.1.06e Software licensed to Groundwater Stats Consulting. UG

Within Limit

Prediction Limit

Intrawell Parametric

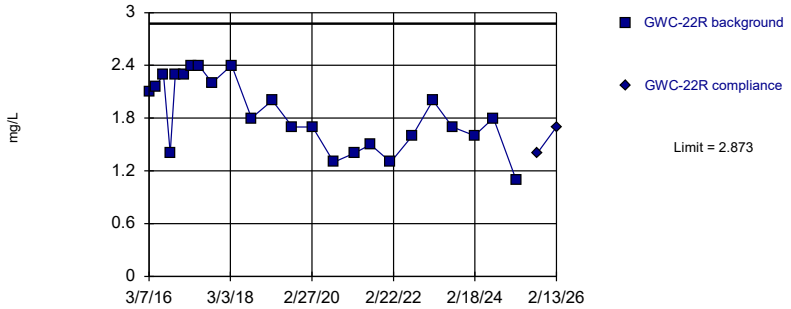

Background Data Summary: Mean=1.853, Std. Dev.=0.4029, n=24. Normality test: Shapiro Wilk @alpha = 0.01, calculated = 0.9359, critical = 0.884. Kappa = 2.533 (c=7, w=30, 1 of 2, event alpha = 0.05132). Report alpha = 0.0002508.

Constituent: Sulfate Analysis Run 5/1/2026 5:05 PM View: Appendix III Intrawell

Plant Bowen Client: Southern Company Data: Bowen LF 3-8

Sanitas™ v.10.1.06e Software licensed to Groundwater Stats Consulting. UG

Within Limit

Prediction Limit

Intrawell Non-parametric

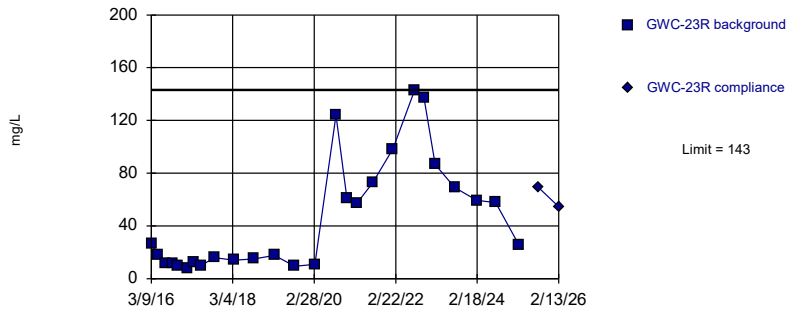

Non-parametric test used in lieu of parametric prediction limit because the Shapiro Wilk normality test showed the data to be non-normal at the 0.01 alpha level. Limit is highest of 26 background values. Well-constituent pair annual alpha = 0.005327. Individual comparison alpha = 0.002667 (1 of 2).

Constituent: Sulfate Analysis Run 5/1/2026 5:05 PM View: Appendix III Intrawell
Plant Bowen Client: Southern Company Data: Bowen LF 3-8

Sanitas™ v.10.1.06e Software licensed to Groundwater Stats Consulting. UG

Within Limit

Prediction Limit

Intrawell Non-parametric

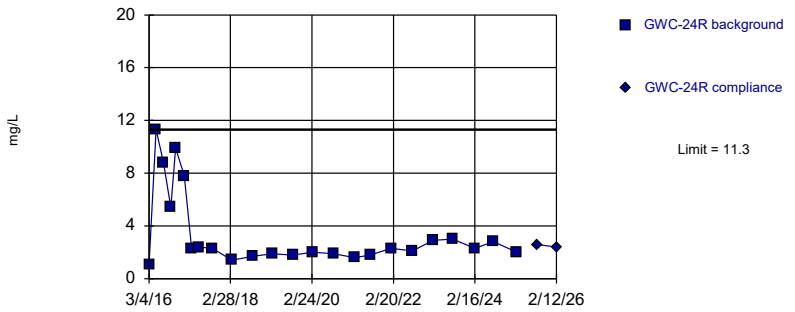

Non-parametric test used in lieu of parametric prediction limit because the Shapiro Wilk normality test showed the data to be non-normal at the 0.01 alpha level. Limit is highest of 24 background values. Well-constituent pair annual alpha = 0.006238. Individual comparison alpha = 0.003124 (1 of 2).

Constituent: Sulfate Analysis Run 5/1/2026 5:05 PM View: Appendix III Intrawell
Plant Bowen Client: Southern Company Data: Bowen LF 3-8

Sanitas™ v.10.1.06e Software licensed to Groundwater Stats Consulting. UG

Within Limit

Prediction Limit

Intrawell Parametric

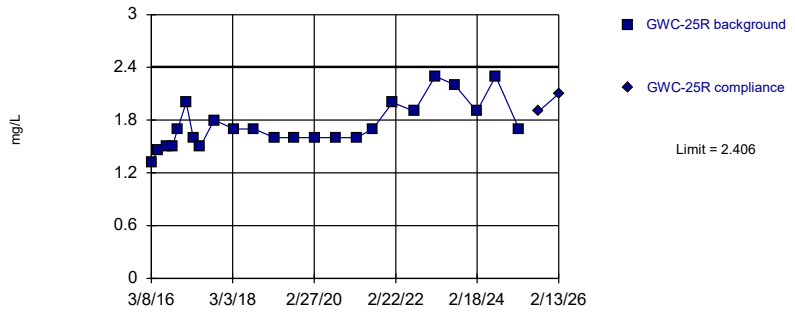

Background Data Summary: Mean=1.741, Std. Dev.=0.2626, n=24. Normality test: Shapiro Wilk @alpha = 0.01, calculated = 0.9048, critical = 0.884. Kappa = 2.533 (c=7, w=30, 1 of 2, event alpha = 0.05132). Report alpha = 0.0002508.

Constituent: Sulfate Analysis Run 5/1/2026 5:05 PM View: Appendix III Intrawell
Plant Bowen Client: Southern Company Data: Bowen LF 3-8

Sanitas™ v.10.1.06e Software licensed to Groundwater Stats Consulting. UG

Within Limit

Prediction Limit

Intrawell Parametric

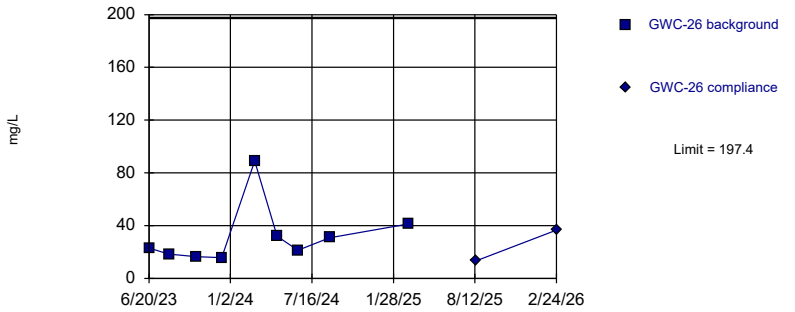

Background Data Summary (based on natural log transformation): Mean=3.306, Std. Dev.=0.5504, n=9. Normality test: Shapiro Wilk @alpha = 0.1, calculated = 0.8861, critical = 0.859. Kappa = 3.596 (c=7, w=30, 1 of 2, event alpha = 0.05132). Report alpha = 0.0002508.

Constituent: Sulfate Analysis Run 5/1/2026 5:05 PM View: Appendix III Intrawell
Plant Bowen Client: Southern Company Data: Bowen LF 3-8

Sanitas™ v.10.1.06e Software licensed to Groundwater Stats Consulting. UG

Within Limit

Prediction Limit

Intrawell Parametric

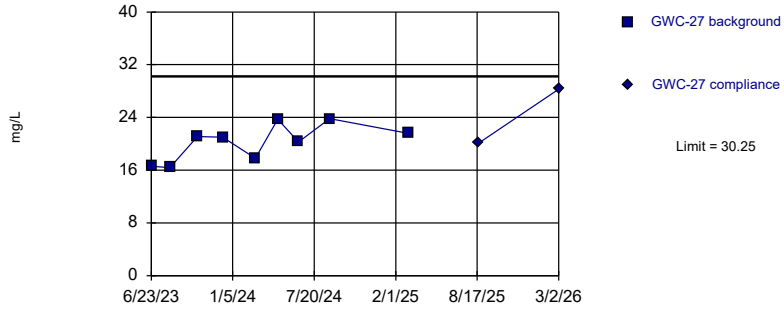

Background Data Summary: Mean=20.26, Std. Dev.=2.779, n=9. Normality test: Shapiro Wilk @alpha = 0.1, calculated = 0.9076, critical = 0.859. Kappa = 3.596 (c=7, w=30, 1 of 2, event alpha = 0.05132). Report alpha = 0.0002508.

Constituent: Sulfate Analysis Run 5/1/2026 5:05 PM View: Appendix III Intrawell

Plant Bowen Client: Southern Company Data: Bowen LF 3-8

Sanitas™ v.10.1.06e Software licensed to Groundwater Stats Consulting. UG

Within Limit

Prediction Limit

Intrawell Parametric

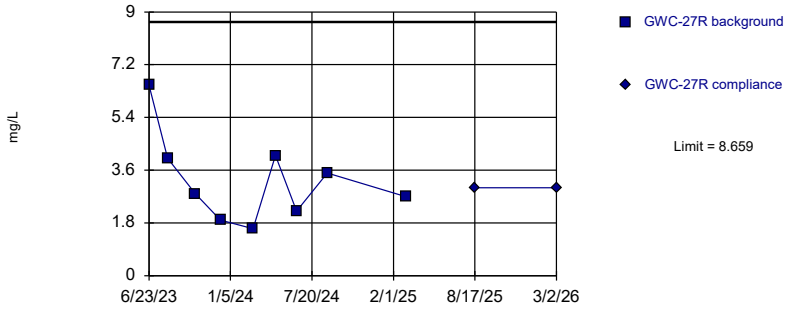

Background Data Summary: Mean=3.256, Std. Dev.=1.503, n=9. Normality test: Shapiro Wilk @alpha = 0.1, calculated = 0.8993, critical = 0.859. Kappa = 3.596 (c=7, w=30, 1 of 2, event alpha = 0.05132). Report alpha = 0.0002508.

Constituent: Sulfate Analysis Run 5/1/2026 5:05 PM View: Appendix III Intrawell

Plant Bowen Client: Southern Company Data: Bowen LF 3-8

Sanitas™ v.10.1.06e Software licensed to Groundwater Stats Consulting. UG

Within Limit

Prediction Limit

Intrawell Parametric

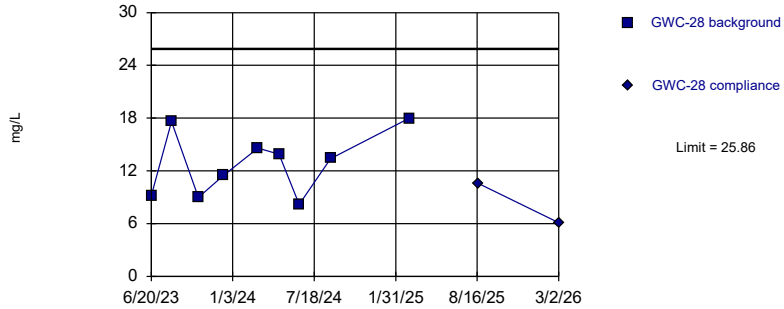

Background Data Summary: Mean=12.82, Std. Dev.=3.625, n=9. Normality test: Shapiro Wilk @alpha = 0.1, calculated = 0.9237, critical = 0.859. Kappa = 3.596 (c=7, w=30, 1 of 2, event alpha = 0.05132). Report alpha = 0.0002508.

Constituent: Sulfate Analysis Run 5/1/2026 5:05 PM View: Appendix III Intrawell

Plant Bowen Client: Southern Company Data: Bowen LF 3-8

Sanitas™ v.10.1.06e Software licensed to Groundwater Stats Consulting. UG

Within Limit

Prediction Limit

Intrawell Parametric

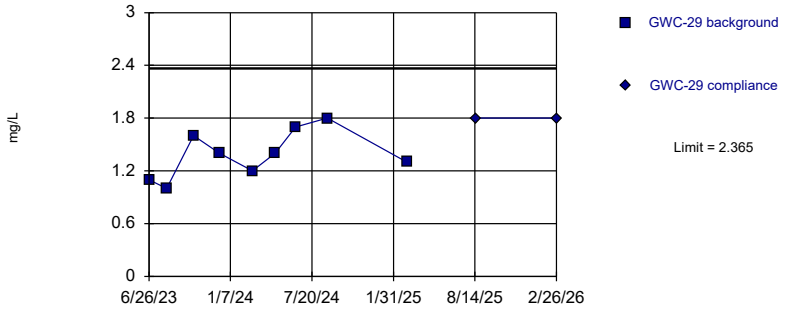

Background Data Summary: Mean=1.389, Std. Dev.=0.2713, n=9. Normality test: Shapiro Wilk @alpha = 0.1, calculated = 0.9659, critical = 0.859. Kappa = 3.596 (c=7, w=30, 1 of 2, event alpha = 0.05132). Report alpha = 0.0002508.

Constituent: Sulfate Analysis Run 5/1/2026 5:05 PM View: Appendix III Intrawell

Plant Bowen Client: Southern Company Data: Bowen LF 3-8

Sanitas™ v.10.1.06e Software licensed to Groundwater Stats Consulting. UG

Within Limit

Prediction Limit

Intrawell Non-parametric

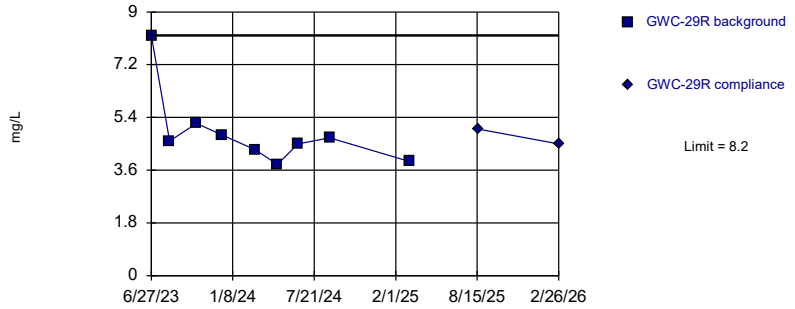

Non-parametric test used in lieu of parametric prediction limit because the Shapiro Wilk normality test showed the data to be non-normal at the 0.1 alpha level. Limit is highest of 9 background values. Well-constituent pair annual alpha = 0.03586. Individual comparison alpha = 0.01809 (1 of 2).

Constituent: Sulfate Analysis Run 5/1/2026 5:05 PM View: Appendix III Intrawell
Plant Bowen Client: Southern Company Data: Bowen LF 3-8

Sanitas™ v.10.1.06e Software licensed to Groundwater Stats Consulting. UG

Within Limit

Prediction Limit

Intrawell Parametric

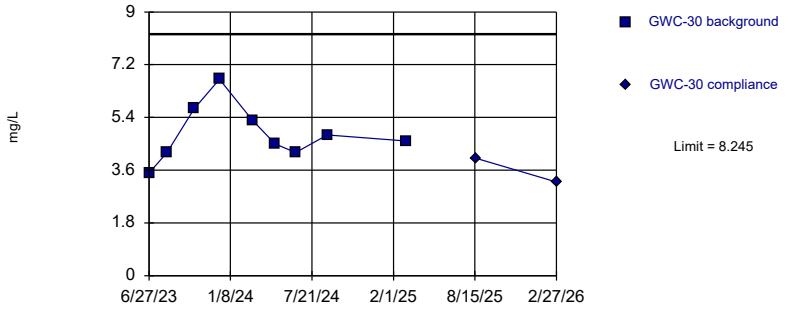

Background Data Summary: Mean=4.833, Std. Dev.=0.9487, n=9. Normality test: Shapiro Wilk @alpha = 0.1, calculated = 0.9509, critical = 0.859. Kappa = 3.596 (c=7, w=30, 1 of 2, event alpha = 0.05132). Report alpha = 0.0002508.

Constituent: Sulfate Analysis Run 5/1/2026 5:05 PM View: Appendix III Intrawell
Plant Bowen Client: Southern Company Data: Bowen LF 3-8

Sanitas™ v.10.1.06e Software licensed to Groundwater Stats Consulting. UG

Exceeds Limit

Prediction Limit

Intrawell Parametric

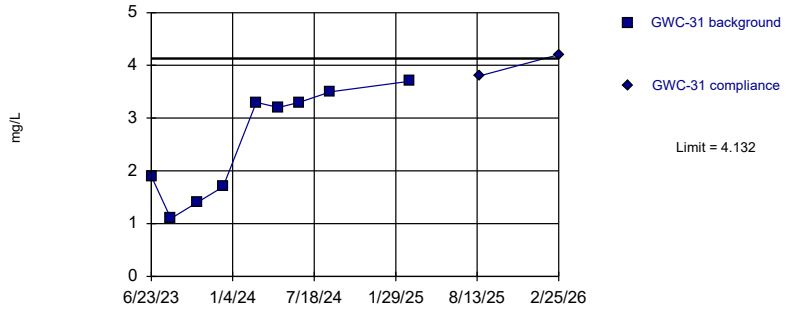

Background Data Summary (based on x^5 transformation): Mean=264.8, Std. Dev.=261.1, n=9. Normality test: Shapiro Wilk @alpha = 0.1, calculated = 0.8606, critical = 0.859. Kappa = 3.596 (c=7, w=30, 1 of 2, event alpha = 0.05132). Report alpha = 0.0002508.

Constituent: Sulfate Analysis Run 5/1/2026 5:05 PM View: Appendix III Intrawell
Plant Bowen Client: Southern Company Data: Bowen LF 3-8

Sanitas™ v.10.1.06e Software licensed to Groundwater Stats Consulting. UG

Within Limit

Prediction Limit

Intrawell Parametric

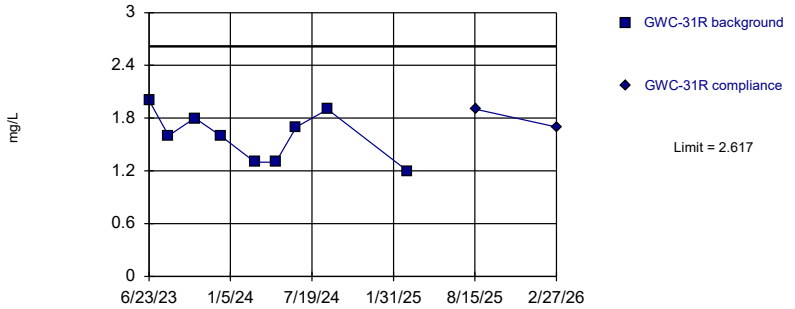

Background Data Summary: Mean=1.6, Std. Dev.=0.2828, n=9. Normality test: Shapiro Wilk @alpha = 0.1, calculated = 0.9359, critical = 0.859. Kappa = 3.596 (c=7, w=30, 1 of 2, event alpha = 0.05132). Report alpha = 0.0002508.

Constituent: Sulfate Analysis Run 5/1/2026 5:05 PM View: Appendix III Intrawell
Plant Bowen Client: Southern Company Data: Bowen LF 3-8

Sanitas™ v.10.1.06e Software licensed to Groundwater Stats Consulting. UG

Within Limit

Prediction Limit

Intrawell Parametric

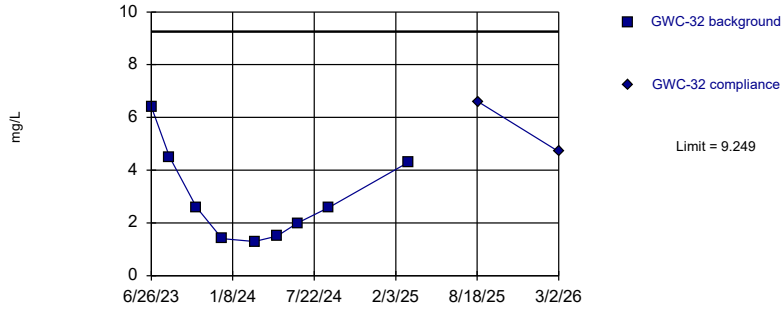

Background Data Summary: Mean=2.956, Std. Dev.=1.75, n=9. Normality test: Shapiro Wilk @alpha = 0.1, calculated = 0.8706, critical = 0.859. Kappa = 3.596 (c=7, w=30, 1 of 2, event alpha = 0.05132). Report alpha = 0.0002508.

Constituent: Sulfate Analysis Run 5/1/2026 5:05 PM View: Appendix III Intrawell

Plant Bowen Client: Southern Company Data: Bowen LF 3-8

Sanitas™ v.10.1.06e Software licensed to Groundwater Stats Consulting. UG

Within Limit

Prediction Limit

Intrawell Parametric

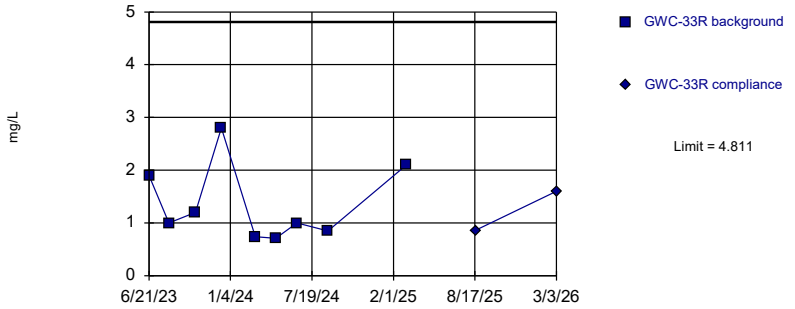

Background Data Summary (based on square root transformation): Mean=1.136, Std. Dev.=0.2941, n=9. Normality test: Shapiro Wilk @alpha = 0.1, calculated = 0.8777, critical = 0.859. Kappa = 3.596 (c=7, w=30, 1 of 2, event alpha = 0.05132). Report alpha = 0.0002508.

Constituent: Sulfate Analysis Run 5/1/2026 5:05 PM View: Appendix III Intrawell

Plant Bowen Client: Southern Company Data: Bowen LF 3-8

Sanitas™ v.10.1.06e Software licensed to Groundwater Stats Consulting. UG

Within Limit

Prediction Limit

Intrawell Parametric

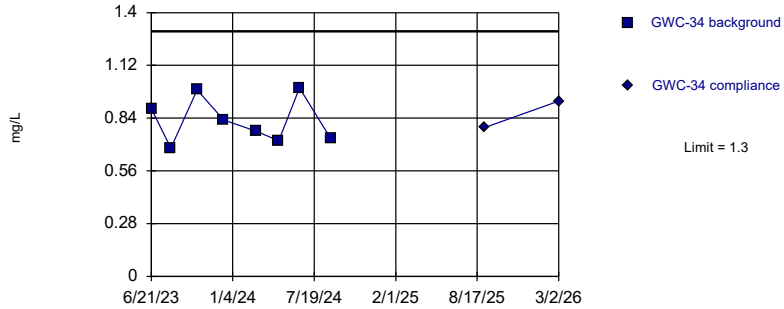

Background Data Summary: Mean=0.8263, Std. Dev.=0.1232, n=8. Normality test: Shapiro Wilk @alpha = 0.1, calculated = 0.907, critical = 0.851. Kappa = 3.848 (c=7, w=30, 1 of 2, event alpha = 0.05132). Report alpha = 0.0002508.

Constituent: Sulfate Analysis Run 5/1/2026 5:05 PM View: Appendix III Intrawell

Plant Bowen Client: Southern Company Data: Bowen LF 3-8

Sanitas™ v.10.1.06e Software licensed to Groundwater Stats Consulting. UG

Within Limit

Prediction Limit

Intrawell Parametric

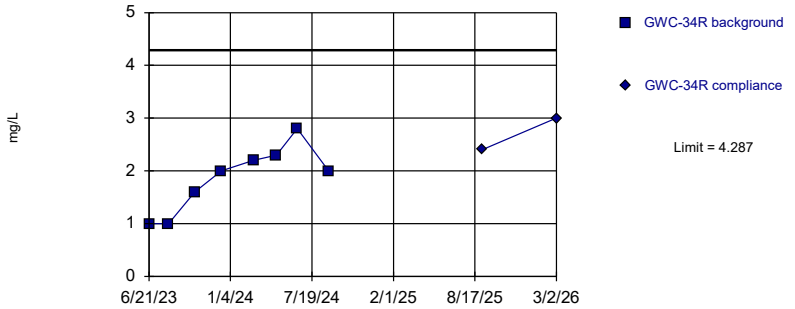

Background Data Summary: Mean=1.863, Std. Dev.=0.6301, n=8. Normality test: Shapiro Wilk @alpha = 0.1, calculated = 0.9273, critical = 0.851. Kappa = 3.848 (c=7, w=30, 1 of 2, event alpha = 0.05132). Report alpha = 0.0002508.

Constituent: Sulfate Analysis Run 5/1/2026 5:05 PM View: Appendix III Intrawell

Plant Bowen Client: Southern Company Data: Bowen LF 3-8

Sanitas™ v.10.1.06e Software licensed to Groundwater Stats Consulting. UG

Within Limit

Prediction Limit

Intrawell Parametric

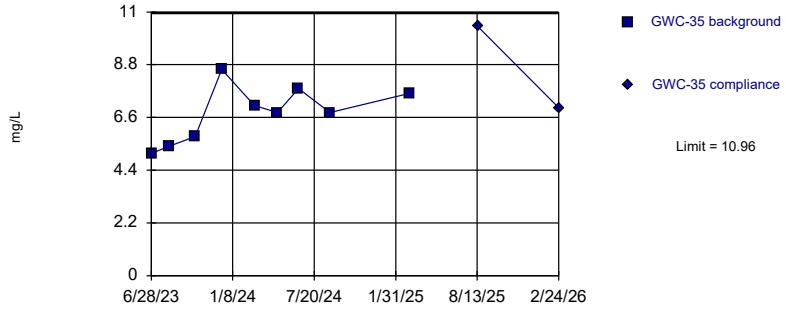

Background Data Summary: Mean=6.778, Std. Dev.=1.163, n=9. Normality test: Shapiro Wilk @alpha = 0.1, calculated = 0.9607, critical = 0.859. Kappa = 3.596 (c=7, w=30, 1 of 2, event alpha = 0.05132). Report alpha = 0.0002508.

Constituent: Sulfate Analysis Run 5/1/2026 5:05 PM View: Appendix III Intrawell

Plant Bowen Client: Southern Company Data: Bowen LF 3-8

Sanitas™ v.10.1.06e Software licensed to Groundwater Stats Consulting. UG

Within Limit

Prediction Limit

Intrawell Parametric

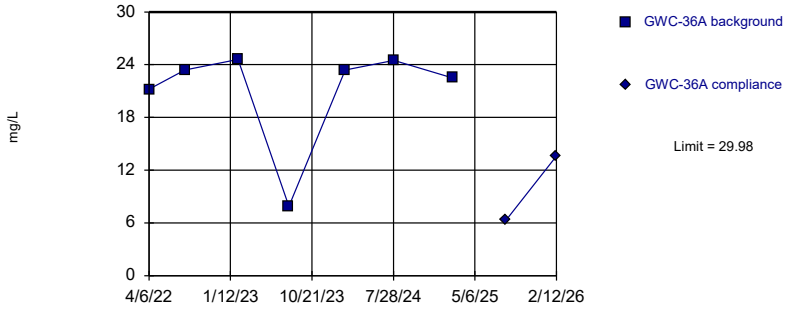

Background Data Summary (based on x^4 transformation): Mean=255478, Std. Dev.=124726, n=7. Normality test: Shapiro Wilk @alpha = 0.1, calculated = 0.8395, critical = 0.838. Kappa = 4.428 (c=7, w=30, 1 of 2, event alpha = 0.05132). Report alpha = 0.0002508.

Constituent: Sulfate Analysis Run 5/1/2026 5:05 PM View: Appendix III Intrawell

Plant Bowen Client: Southern Company Data: Bowen LF 3-8

Sanitas™ v.10.1.06e Software licensed to Groundwater Stats Consulting. UG

Within Limit

Prediction Limit

Intrawell Parametric

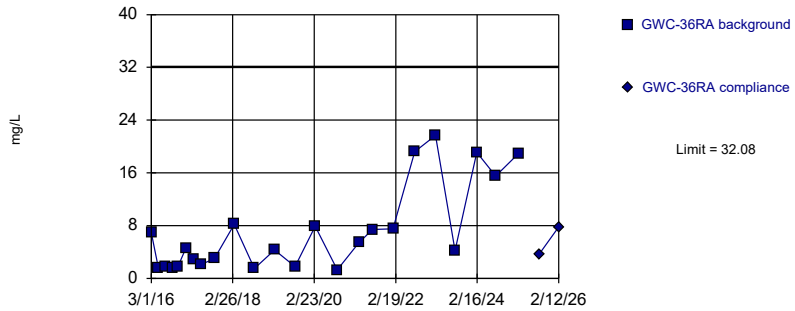

Background Data Summary (based on cube root transformation): Mean=1.753, Std. Dev.=0.5622, n=24. Normality test: Shapiro Wilk @alpha = 0.01, calculated = 0.887, critical = 0.884. Kappa = 2.533 (c=7, w=30, 1 of 2, event alpha = 0.05132). Report alpha = 0.0002508.

Constituent: Sulfate Analysis Run 5/1/2026 5:05 PM View: Appendix III Intrawell

Plant Bowen Client: Southern Company Data: Bowen LF 3-8

Sanitas™ v.10.1.06e Software licensed to Groundwater Stats Consulting. UG

Hollow symbols indicate censored values.

Within Limit

Prediction Limit

Intrawell Non-parametric

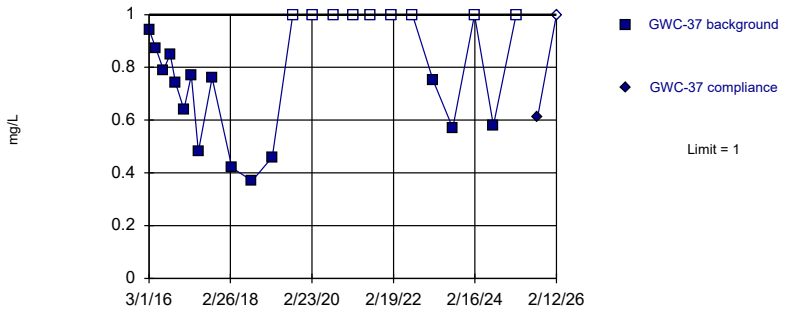

Non-parametric test used in lieu of parametric prediction limit because the Shapiro Wilk normality test showed the data to be non-normal at the 0.01 alpha level. Limit is highest of 24 background values. 37.5% NDs. Well-constituent pair annual alpha = 0.006238. Individual comparison alpha = 0.003124 (1 of 2).

Constituent: Sulfate Analysis Run 5/1/2026 5:05 PM View: Appendix III Intrawell

Plant Bowen Client: Southern Company Data: Bowen LF 3-8

Sanitas™ v.10.1.06e Software licensed to Groundwater Stats Consulting. UG
Hollow symbols indicate censored values.

Within Limit

Prediction Limit

Intrawell Parametric

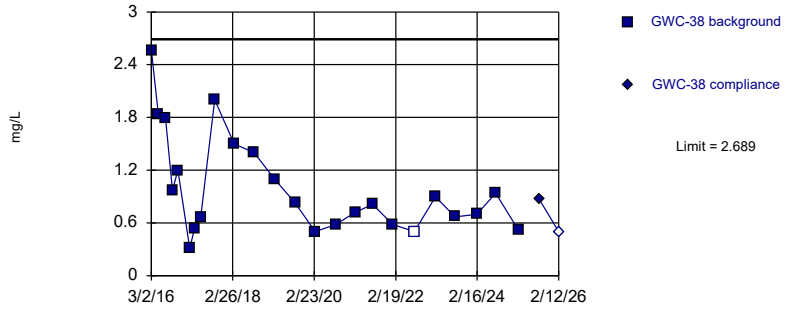

Background Data Summary (based on square root transformation): Mean=0.9685, Std. Dev.=0.2651, n=24, 4.167% NDs. Normality test: Shapiro Wilk @alpha = 0.01, calculated = 0.932, critical = 0.884. Kappa = 2.533 (c=7, w=30, 1 of 2, event alpha = 0.05132). Report alpha = 0.0002508.

Constituent: Sulfate Analysis Run 5/1/2026 5:05 PM View: Appendix III Intrawell

Plant Bowen Client: Southern Company Data: Bowen LF 3-8

Sanitas™ v.10.1.06e Software licensed to Groundwater Stats Consulting. UG

Within Limit

Prediction Limit

Intrawell Parametric

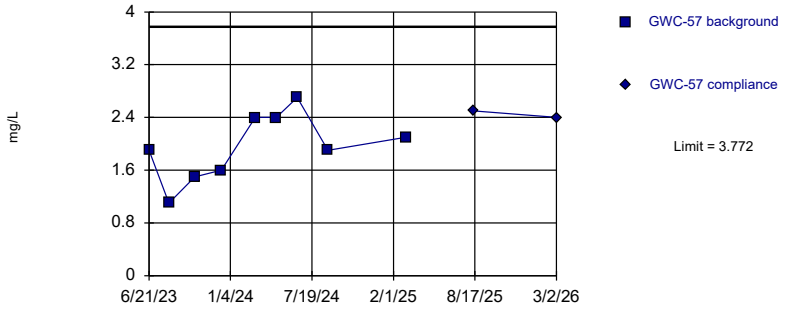

Background Data Summary: Mean=1.956, Std. Dev.=0.5053, n=9. Normality test: Shapiro Wilk @alpha = 0.1, calculated = 0.975, critical = 0.859. Kappa = 3.596 (c=7, w=30, 1 of 2, event alpha = 0.05132). Report alpha = 0.0002508.

Constituent: Sulfate Analysis Run 5/1/2026 5:05 PM View: Appendix III Intrawell

Plant Bowen Client: Southern Company Data: Bowen LF 3-8

Sanitas™ v.10.1.06e Software licensed to Groundwater Stats Consulting. UG

Within Limit

Prediction Limit

Intrawell Parametric

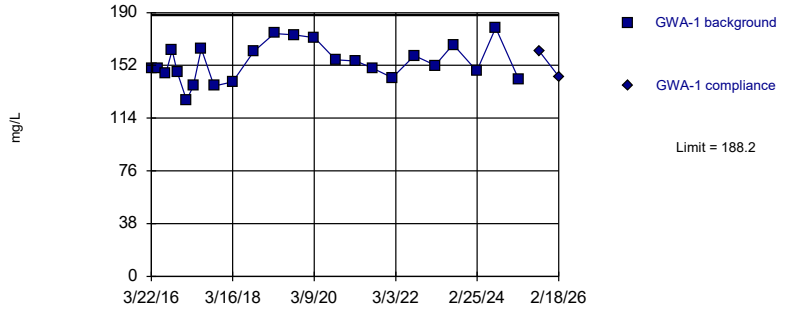

Background Data Summary: Mean=154, Std. Dev.=13.52, n=24. Normality test: Shapiro Wilk @alpha = 0.01, calculated = 0.9776, critical = 0.884. Kappa = 2.533 (c=7, w=30, 1 of 2, event alpha = 0.05132). Report alpha = 0.0002508.

Constituent: TDS Analysis Run 5/1/2026 5:05 PM View: Appendix III Intrawell

Plant Bowen Client: Southern Company Data: Bowen LF 3-8

Sanitas™ v.10.1.06e Software licensed to Groundwater Stats Consulting. UG
Hollow symbols indicate censored values.

Within Limit

Prediction Limit

Intrawell Parametric

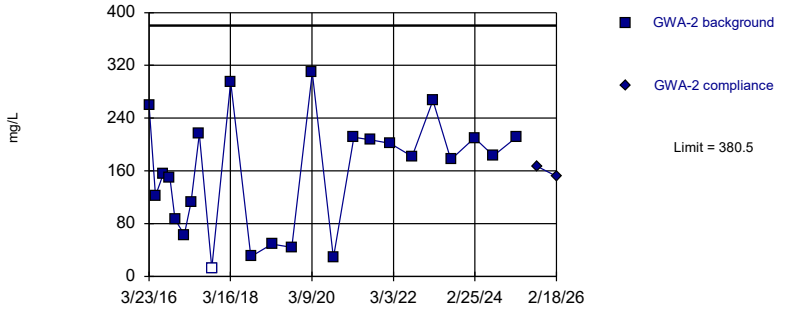

Background Data Summary: Mean=157.6, Std. Dev.=88, n=24, 4.167% NDs. Normality test: Shapiro Wilk @alpha = 0.01, calculated = 0.9464, critical = 0.884. Kappa = 2.533 (c=7, w=30, 1 of 2, event alpha = 0.05132). Report alpha = 0.0002508.

Constituent: TDS Analysis Run 5/1/2026 5:05 PM View: Appendix III Intrawell

Plant Bowen Client: Southern Company Data: Bowen LF 3-8

Sanitas™ v.10.1.06e Software licensed to Groundwater Stats Consulting. UG

Within Limit

Prediction Limit

Intrawell Parametric

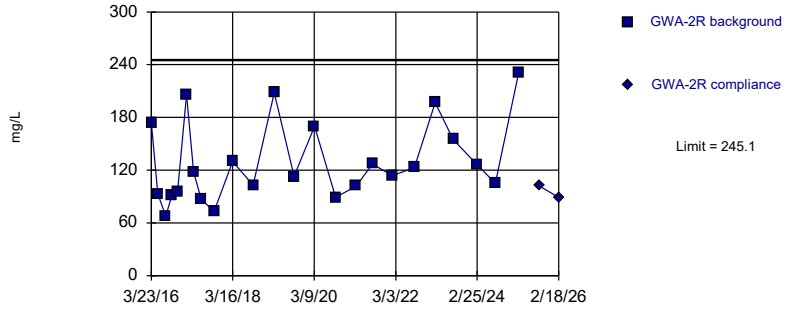

Background Data Summary: Mean=129.1, Std. Dev.=45.81, n=24. Normality test: Shapiro Wilk @alpha = 0.01, calculated = 0.9027, critical = 0.884. Kappa = 2.533 (c=7, w=30, 1 of 2, event alpha = 0.05132). Report alpha = 0.0002508.

Constituent: TDS Analysis Run 5/1/2026 5:05 PM View: Appendix III Intrawell

Plant Bowen Client: Southern Company Data: Bowen LF 3-8

Sanitas™ v.10.1.06e Software licensed to Groundwater Stats Consulting. UG

Within Limit

Prediction Limit

Intrawell Parametric

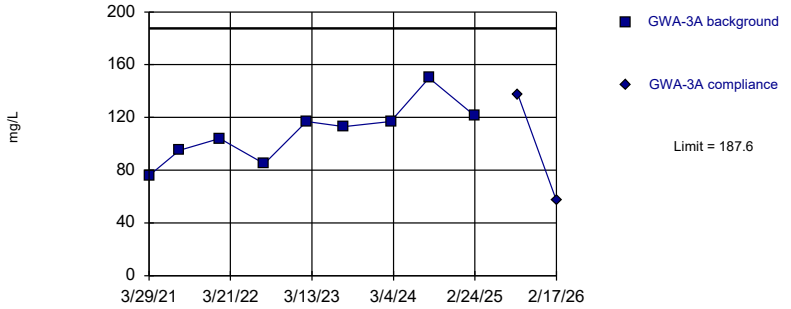

Background Data Summary: Mean=108.7, Std. Dev.=21.95, n=9. Normality test: Shapiro Wilk @alpha = 0.1, calculated = 0.9601, critical = 0.859. Kappa = 3.596 (c=7, w=30, 1 of 2, event alpha = 0.05132). Report alpha = 0.0002508.

Constituent: TDS Analysis Run 5/1/2026 5:05 PM View: Appendix III Intrawell

Plant Bowen Client: Southern Company Data: Bowen LF 3-8

Sanitas™ v.10.1.06e Software licensed to Groundwater Stats Consulting. UG

Within Limit

Prediction Limit

Intrawell Parametric

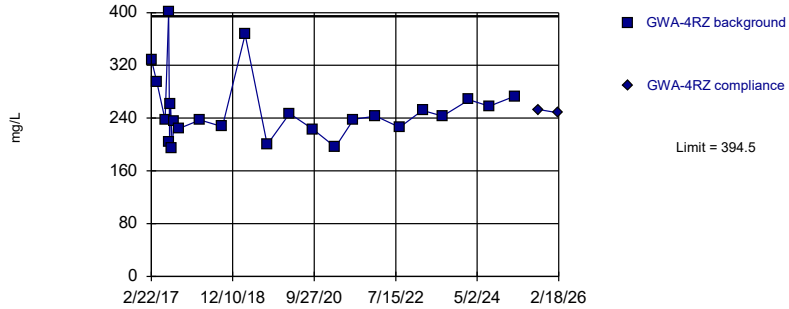

Background Data Summary (based on natural log transformation): Mean=5.518, Std. Dev.=0.1816, n=24. Normality test: Shapiro Wilk @alpha = 0.01, calculated = 0.9028, critical = 0.884. Kappa = 2.533 (c=7, w=30, 1 of 2, event alpha = 0.05132). Report alpha = 0.0002508.

Constituent: TDS Analysis Run 5/1/2026 5:05 PM View: Appendix III Intrawell

Plant Bowen Client: Southern Company Data: Bowen LF 3-8

Sanitas™ v.10.1.06e Software licensed to Groundwater Stats Consulting. UG

Within Limit

Prediction Limit

Intrawell Parametric

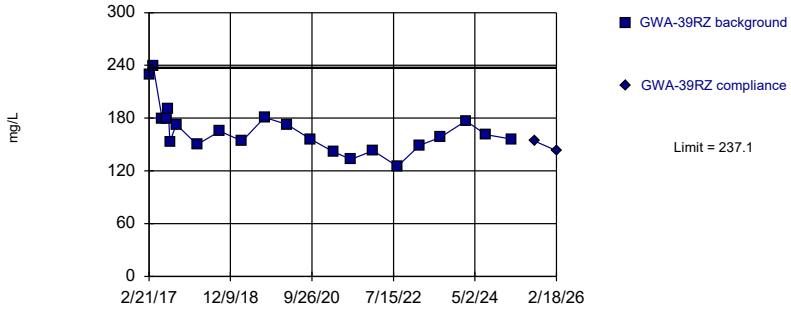

Background Data Summary: Mean=166.6, Std. Dev.=27.34, n=22. Normality test: Shapiro Wilk @alpha = 0.01, calculated = 0.8955, critical = 0.878. Kappa = 2.578 (c=7, w=30, 1 of 2, event alpha = 0.05132). Report alpha = 0.0002508.

Constituent: TDS Analysis Run 5/1/2026 5:05 PM View: Appendix III Intrawell

Plant Bowen Client: Southern Company Data: Bowen LF 3-8

Sanitas™ v.10.1.06e Software licensed to Groundwater Stats Consulting. UG

Within Limit

Prediction Limit

Intrawell Parametric

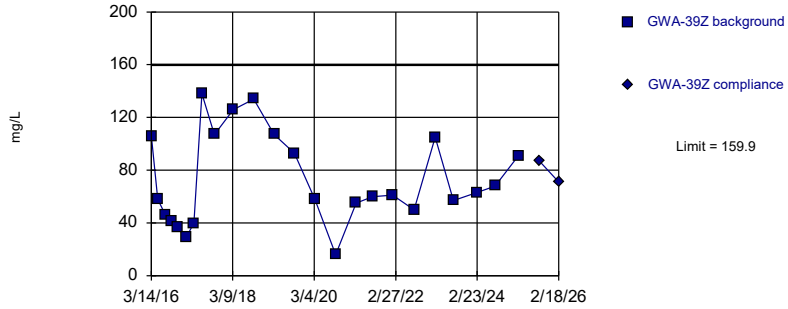

Background Data Summary: Mean=72.75, Std. Dev.=34.4, n=24. Normality test: Shapiro Wilk @alpha = 0.01, calculated = 0.9332, critical = 0.884. Kappa = 2.533 (c=7, w=30, 1 of 2, event alpha = 0.05132). Report alpha = 0.0002508.

Constituent: TDS Analysis Run 5/1/2026 5:05 PM View: Appendix III Intrawell
Plant Bowen Client: Southern Company Data: Bowen LF 3-8

Sanitas™ v.10.1.06e Software licensed to Groundwater Stats Consulting. UG

Within Limit

Prediction Limit

Intrawell Parametric

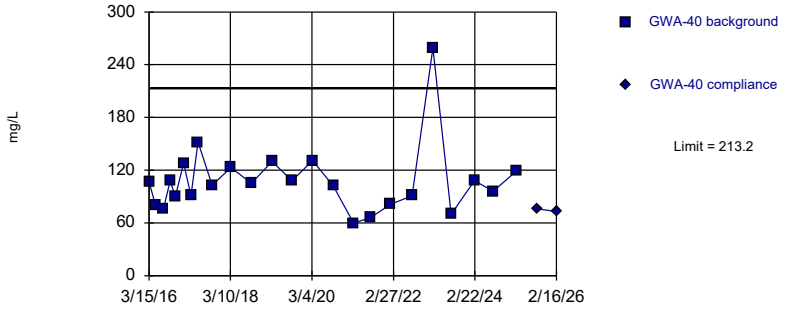

Background Data Summary (based on cube root transformation): Mean=4.704, Std. Dev.=0.5011, n=24. Normality test: Shapiro Wilk @alpha = 0.01, calculated = 0.894, critical = 0.884. Kappa = 2.533 (c=7, w=30, 1 of 2, event alpha = 0.05132). Report alpha = 0.0002508.

Constituent: TDS Analysis Run 5/1/2026 5:05 PM View: Appendix III Intrawell
Plant Bowen Client: Southern Company Data: Bowen LF 3-8

Sanitas™ v.10.1.06e Software licensed to Groundwater Stats Consulting. UG

Within Limit

Prediction Limit

Intrawell Parametric

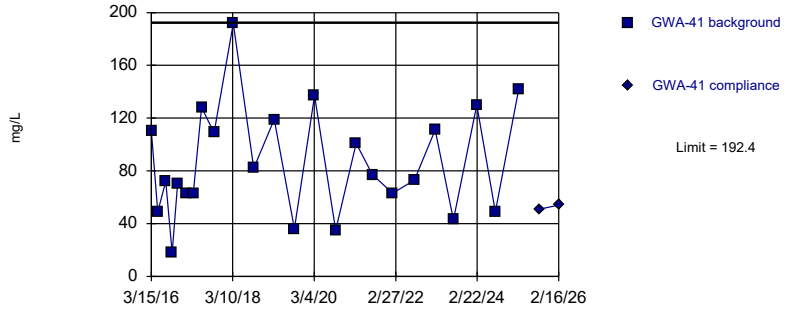

Background Data Summary: Mean=86.33, Std. Dev.=41.88, n=24. Normality test: Shapiro Wilk @alpha = 0.01, calculated = 0.9608, critical = 0.884. Kappa = 2.533 (c=7, w=30, 1 of 2, event alpha = 0.05132). Report alpha = 0.0002508.

Constituent: TDS Analysis Run 5/1/2026 5:05 PM View: Appendix III Intrawell
Plant Bowen Client: Southern Company Data: Bowen LF 3-8

Sanitas™ v.10.1.06e Software licensed to Groundwater Stats Consulting. UG

Within Limit

Prediction Limit

Intrawell Parametric

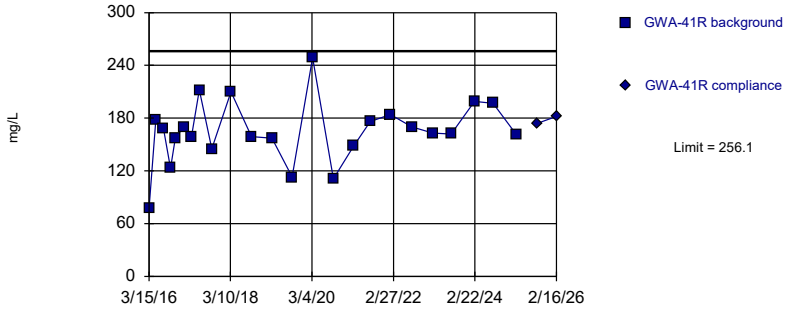

Background Data Summary: Mean=164.5, Std. Dev.=36.15, n=24. Normality test: Shapiro Wilk @alpha = 0.01, calculated = 0.9648, critical = 0.884. Kappa = 2.533 (c=7, w=30, 1 of 2, event alpha = 0.05132). Report alpha = 0.0002508.

Constituent: TDS Analysis Run 5/1/2026 5:05 PM View: Appendix III Intrawell
Plant Bowen Client: Southern Company Data: Bowen LF 3-8

Sanitas™ v.10.1.06e Software licensed to Groundwater Stats Consulting. UG

Within Limit

Prediction Limit

Intrawell Parametric

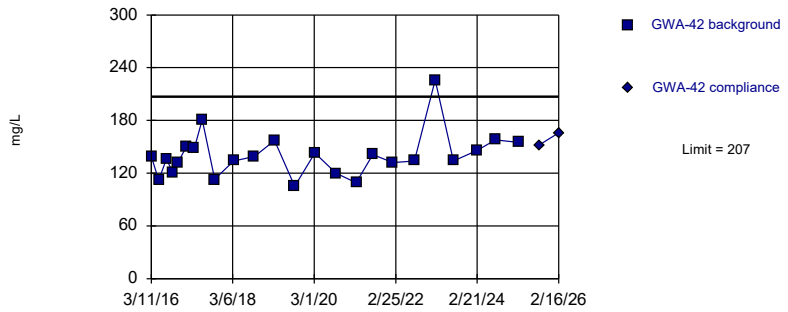

Background Data Summary (based on square root transformation): Mean=11.8, Std. Dev.=1.022, n=24. Normality test: Shapiro Wilk @alpha = 0.01, calculated = 0.9024, critical = 0.884. Kappa = 2.533 (c=7, w=30, 1 of 2, event alpha = 0.05132). Report alpha = 0.0002508.

Constituent: TDS Analysis Run 5/1/2026 5:05 PM View: Appendix III Intrawell

Plant Bowen Client: Southern Company Data: Bowen LF 3-8

Sanitas™ v.10.1.06e Software licensed to Groundwater Stats Consulting. UG

Hollow symbols indicate censored values.

Within Limit

Prediction Limit

Intrawell Parametric

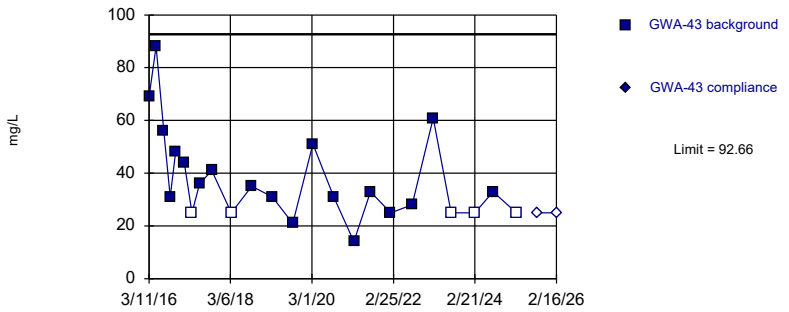

Background Data Summary (based on square root transformation) (after Kaplan-Meier Adjustment): Mean=5.619, Std. Dev.=1.582, n=24, 20.83% NDs. Normality test: Shapiro Wilk @alpha = 0.01, calculated = 0.9292, critical = 0.884. Kappa = 2.533 (c=7, w=30, 1 of 2, event alpha = 0.05132). Report alpha = 0.0002508.

Constituent: TDS Analysis Run 5/1/2026 5:05 PM View: Appendix III Intrawell

Plant Bowen Client: Southern Company Data: Bowen LF 3-8

Sanitas™ v.10.1.06e Software licensed to Groundwater Stats Consulting. UG

Within Limit

Prediction Limit

Intrawell Parametric

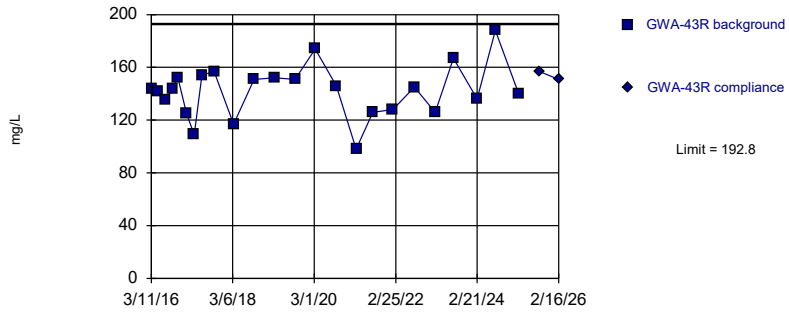

Background Data Summary: Mean=142, Std. Dev.=20.07, n=24. Normality test: Shapiro Wilk @alpha = 0.01, calculated = 0.9812, critical = 0.884. Kappa = 2.533 (c=7, w=30, 1 of 2, event alpha = 0.05132). Report alpha = 0.0002508.

Constituent: TDS Analysis Run 5/1/2026 5:05 PM View: Appendix III Intrawell

Plant Bowen Client: Southern Company Data: Bowen LF 3-8

Sanitas™ v.10.1.06e Software licensed to Groundwater Stats Consulting. UG

Hollow symbols indicate censored values.

Within Limit

Prediction Limit

Intrawell Parametric

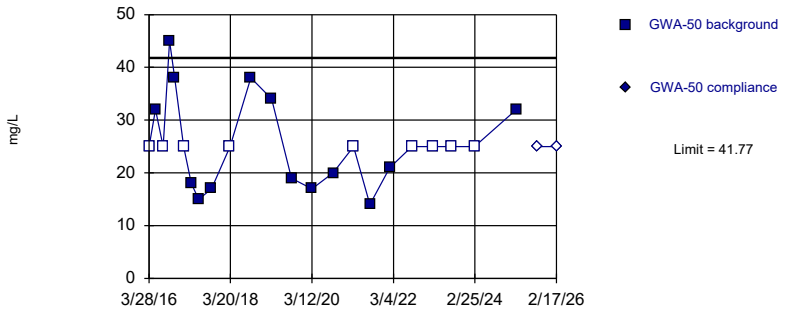

Background Data Summary (after Kaplan-Meier Adjustment): Mean=20.85, Std. Dev.=8.186, n=23, 39.13% NDs. Normality test: Shapiro Wilk @alpha = 0.01, calculated = 0.918, critical = 0.881. Kappa = 2.556 (c=7, w=30, 1 of 2, event alpha = 0.05132). Report alpha = 0.0002508.

Constituent: TDS Analysis Run 5/1/2026 5:05 PM View: Appendix III Intrawell

Plant Bowen Client: Southern Company Data: Bowen LF 3-8

Sanitas™ v.10.1.06e Software licensed to Groundwater Stats Consulting. UG
Hollow symbols indicate censored values.

Within Limit

Prediction Limit

Intrawell Parametric

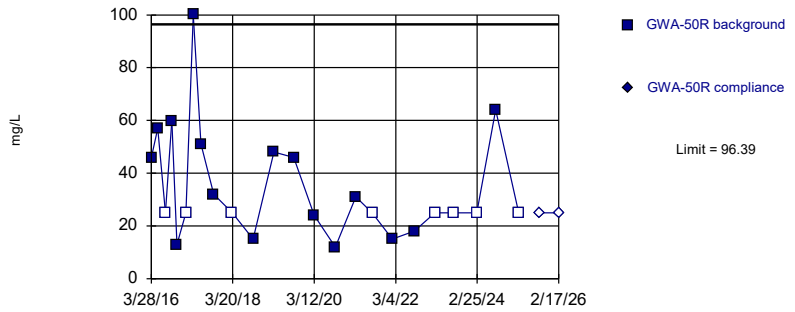

Background Data Summary (based on square root transformation) (after Kaplan-Meier Adjustment): Mean=5.193, Std. Dev.=1.826, n=24, 33.33% NDs. Normality test: Shapiro Wilk @alpha = 0.01, calculated = 0.9085, critical = 0.884. Kappa = 2.533 (c=7, w=30, 1 of 2, event alpha = 0.05132). Report alpha = 0.0002508.

Constituent: TDS Analysis Run 5/1/2026 5:06 PM View: Appendix III Intrawell

Plant Bowen Client: Southern Company Data: Bowen LF 3-8

Sanitas™ v.10.1.06e Software licensed to Groundwater Stats Consulting. UG

Within Limit

Prediction Limit

Intrawell Parametric

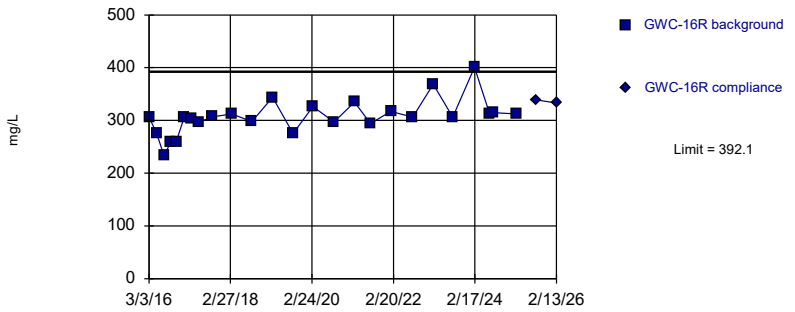

Background Data Summary: Mean=306.7, Std. Dev.=34.03, n=25. Normality test: Shapiro Wilk @alpha = 0.01, calculated = 0.9305, critical = 0.888. Kappa = 2.51 (c=7, w=30, 1 of 2, event alpha = 0.05132). Report alpha = 0.0002508.

Constituent: TDS Analysis Run 5/1/2026 5:06 PM View: Appendix III Intrawell

Plant Bowen Client: Southern Company Data: Bowen LF 3-8

Sanitas™ v.10.1.06e Software licensed to Groundwater Stats Consulting. UG

Within Limit

Prediction Limit

Intrawell Parametric

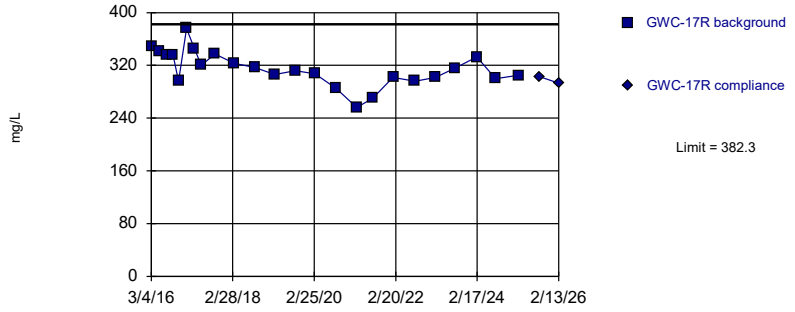

Background Data Summary: Mean=315.2, Std. Dev.=26.5, n=24. Normality test: Shapiro Wilk @alpha = 0.01, calculated = 0.982, critical = 0.884. Kappa = 2.533 (c=7, w=30, 1 of 2, event alpha = 0.05132). Report alpha = 0.0002508.

Constituent: TDS Analysis Run 5/1/2026 5:06 PM View: Appendix III Intrawell

Plant Bowen Client: Southern Company Data: Bowen LF 3-8

Sanitas™ v.10.1.06e Software licensed to Groundwater Stats Consulting. UG

Within Limit

Prediction Limit

Intrawell Parametric

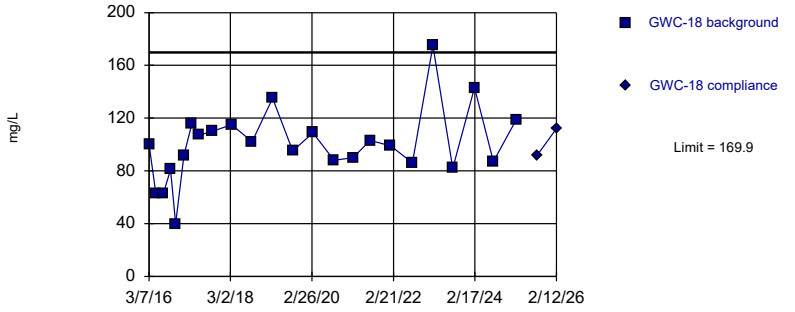

Background Data Summary: Mean=100, Std. Dev.=27.59, n=24. Normality test: Shapiro Wilk @alpha = 0.01, calculated = 0.9593, critical = 0.884. Kappa = 2.533 (c=7, w=30, 1 of 2, event alpha = 0.05132). Report alpha = 0.0002508.

Constituent: TDS Analysis Run 5/1/2026 5:06 PM View: Appendix III Intrawell

Plant Bowen Client: Southern Company Data: Bowen LF 3-8

Sanitas™ v.10.1.06e Software licensed to Groundwater Stats Consulting. UG

Within Limit

Prediction Limit

Intrawell Parametric

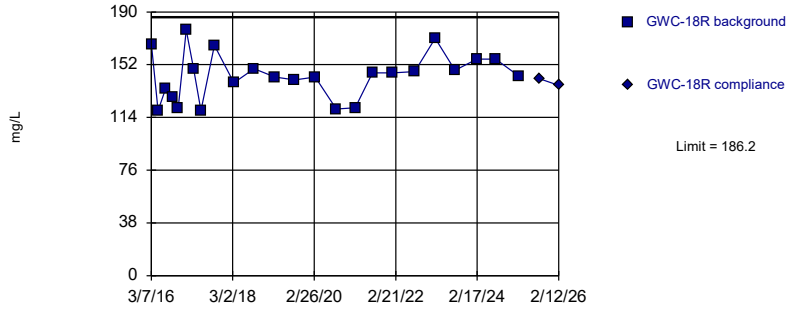

Background Data Summary: Mean=143.8, Std. Dev.=16.72, n=24. Normality test: Shapiro Wilk @alpha = 0.01, calculated = 0.9427, critical = 0.884. Kappa = 2.533 (c=7, w=30, 1 of 2, event alpha = 0.05132). Report alpha = 0.0002508.

Constituent: TDS Analysis Run 5/1/2026 5:06 PM View: Appendix III Intrawell

Plant Bowen Client: Southern Company Data: Bowen LF 3-8

Sanitas™ v.10.1.06e Software licensed to Groundwater Stats Consulting. UG

Within Limit

Prediction Limit

Intrawell Parametric

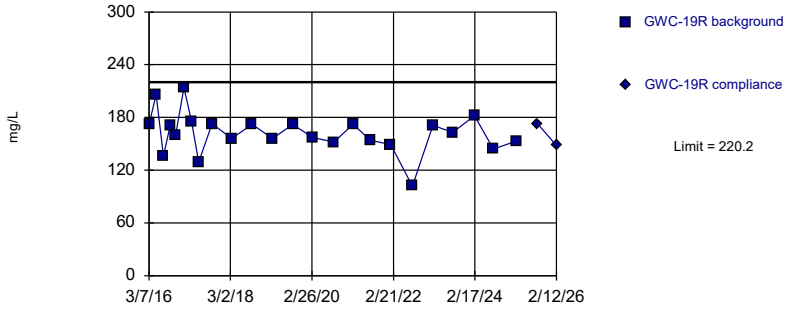

Background Data Summary: Mean=162.1, Std. Dev.=22.93, n=24. Normality test: Shapiro Wilk @alpha = 0.01, calculated = 0.9395, critical = 0.884. Kappa = 2.533 (c=7, w=30, 1 of 2, event alpha = 0.05132). Report alpha = 0.0002508.

Constituent: TDS Analysis Run 5/1/2026 5:06 PM View: Appendix III Intrawell

Plant Bowen Client: Southern Company Data: Bowen LF 3-8

Sanitas™ v.10.1.06e Software licensed to Groundwater Stats Consulting. UG

Within Limit

Prediction Limit

Intrawell Parametric

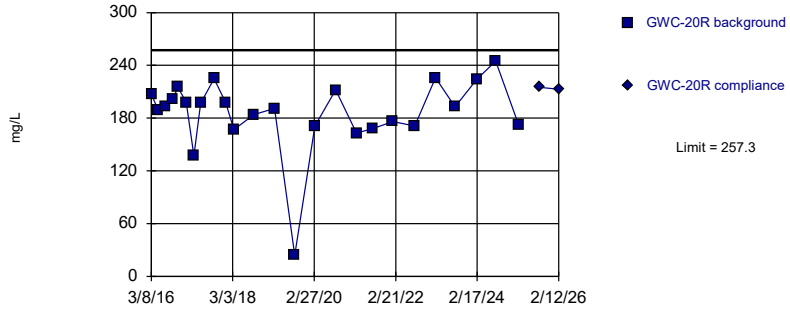

Background Data Summary (based on square transformation): Mean=36207, Std. Dev.=11955, n=25. Normality test: Shapiro Wilk @alpha = 0.01, calculated = 0.9469, critical = 0.888. Kappa = 2.51 (c=7, w=30, 1 of 2, event alpha = 0.05132). Report alpha = 0.0002508.

Constituent: TDS Analysis Run 5/1/2026 5:06 PM View: Appendix III Intrawell

Plant Bowen Client: Southern Company Data: Bowen LF 3-8

Sanitas™ v.10.1.06e Software licensed to Groundwater Stats Consulting. UG

Within Limit

Prediction Limit

Intrawell Non-parametric

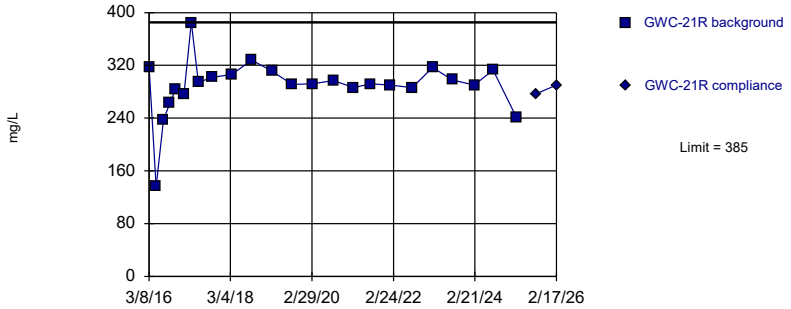

Non-parametric test used in lieu of parametric prediction limit because the Shapiro Wilk normality test showed the data to be non-normal at the 0.01 alpha level. Limit is highest of 24 background values. Well-constituent pair annual alpha = 0.006238. Individual comparison alpha = 0.003124 (1 of 2).

Constituent: TDS Analysis Run 5/1/2026 5:06 PM View: Appendix III Intrawell

Plant Bowen Client: Southern Company Data: Bowen LF 3-8

Sanitas™ v.10.1.06e Software licensed to Groundwater Stats Consulting. UG

Within Limit

Prediction Limit

Intrawell Parametric

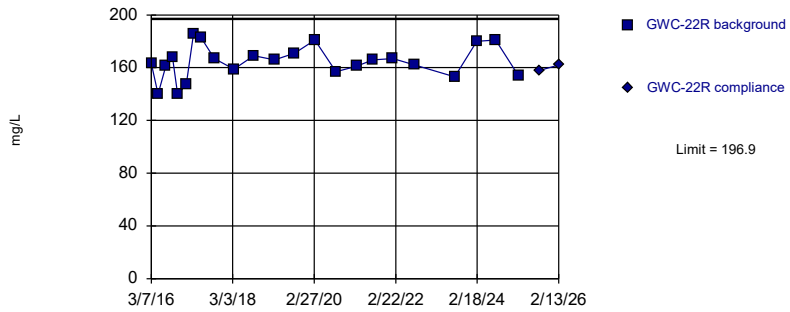

Background Data Summary: Mean=164.4, Std. Dev.=12.7, n=23. Normality test: Shapiro Wilk @alpha = 0.01, calculated = 0.9586, critical = 0.881. Kappa = 2.556 (c=7, w=30, 1 of 2, event alpha = 0.05132). Report alpha = 0.0002508.

Constituent: TDS Analysis Run 5/1/2026 5:06 PM View: Appendix III Intrawell

Plant Bowen Client: Southern Company Data: Bowen LF 3-8

Sanitas™ v.10.1.06e Software licensed to Groundwater Stats Consulting. UG

Within Limit

Prediction Limit

Intrawell Parametric

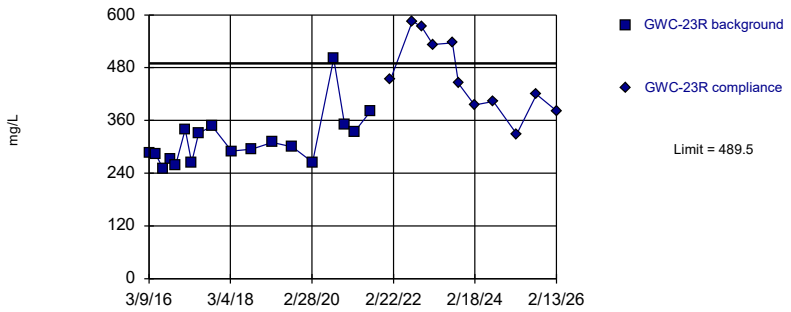

Background Data Summary (based on natural log transformation): Mean=5.736, Std. Dev.=0.1694, n=18. Normality test: Shapiro Wilk @alpha = 0.05, calculated = 0.9047, critical = 0.897. Kappa = 2.7 (c=7, w=30, 1 of 2, event alpha = 0.05132). Report alpha = 0.0002508.

Constituent: TDS Analysis Run 5/1/2026 5:06 PM View: Appendix III Intrawell

Plant Bowen Client: Southern Company Data: Bowen LF 3-8

Sanitas™ v.10.1.06e Software licensed to Groundwater Stats Consulting. UG

Within Limit

Prediction Limit

Intrawell Non-parametric

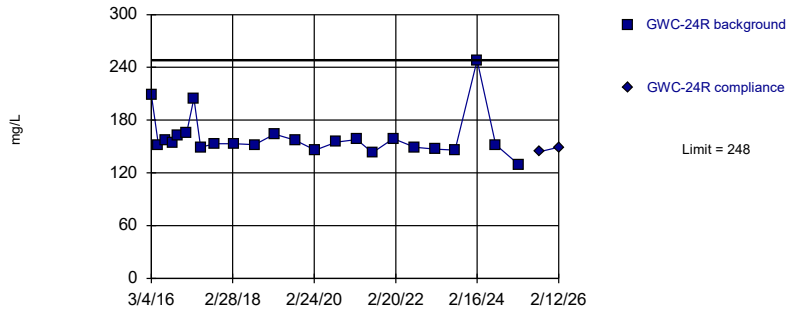

Non-parametric test used in lieu of parametric prediction limit because the Shapiro Wilk normality test showed the data to be non-normal at the 0.01 alpha level. Limit is highest of 24 background values. Well-constituent pair annual alpha = 0.006238. Individual comparison alpha = 0.003124 (1 of 2).

Constituent: TDS Analysis Run 5/1/2026 5:06 PM View: Appendix III Intrawell

Plant Bowen Client: Southern Company Data: Bowen LF 3-8

Sanitas™ v.10.1.06e Software licensed to Groundwater Stats Consulting. UG

Within Limit

Prediction Limit

Intrawell Parametric

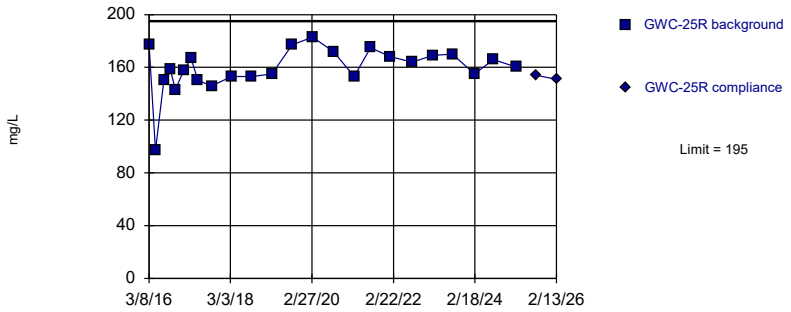

Background Data Summary (based on square transformation): Mean=25612, Std. Dev.=4901, n=24. Normality test: Shapiro Wilk @alpha = 0.01, calculated = 0.898, critical = 0.884. Kappa = 2.533 (c=7, w=30, 1 of 2, event alpha = 0.05132). Report alpha = 0.0002508.

Constituent: TDS Analysis Run 5/1/2026 5:06 PM View: Appendix III Intrawell

Plant Bowen Client: Southern Company Data: Bowen LF 3-8

Sanitas™ v.10.1.06e Software licensed to Groundwater Stats Consulting. UG

Exceeds Limit

Prediction Limit

Intrawell Parametric

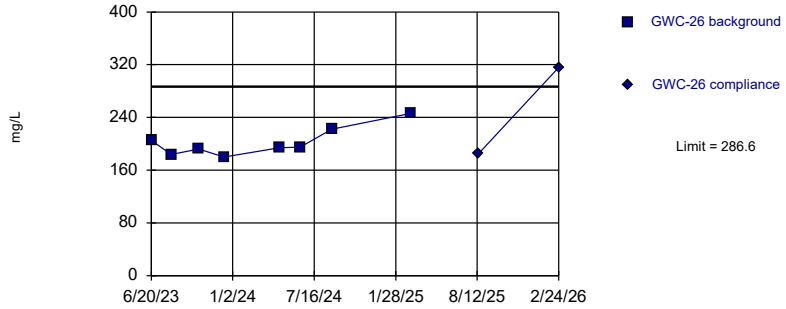

Background Data Summary: Mean=202.3, Std. Dev.=21.93, n=8. Normality test: Shapiro Wilk @alpha = 0.1, calculated = 0.8757, critical = 0.851. Kappa = 3.848 (c=7, w=30, 1 of 2, event alpha = 0.05132). Report alpha = 0.0002508.

Constituent: TDS Analysis Run 5/1/2026 5:06 PM View: Appendix III Intrawell
Plant Bowen Client: Southern Company Data: Bowen LF 3-8

Sanitas™ v.10.1.06e Software licensed to Groundwater Stats Consulting. UG

Within Limit

Prediction Limit

Intrawell Parametric

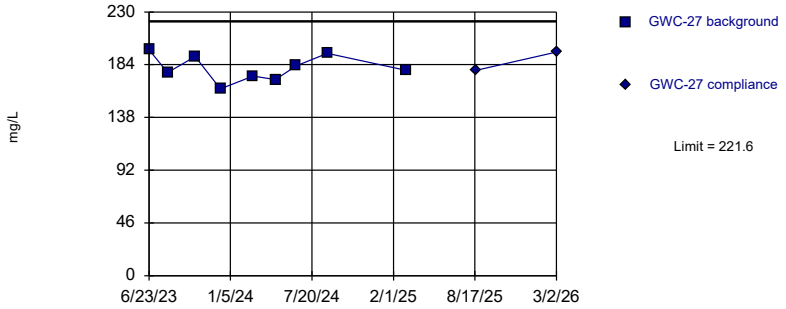

Background Data Summary: Mean=181, Std. Dev.=11.3, n=9. Normality test: Shapiro Wilk @alpha = 0.1, calculated = 0.9652, critical = 0.859. Kappa = 3.596 (c=7, w=30, 1 of 2, event alpha = 0.05132). Report alpha = 0.0002508.

Constituent: TDS Analysis Run 5/1/2026 5:06 PM View: Appendix III Intrawell
Plant Bowen Client: Southern Company Data: Bowen LF 3-8

Sanitas™ v.10.1.06e Software licensed to Groundwater Stats Consulting. UG

Within Limit

Prediction Limit

Intrawell Parametric

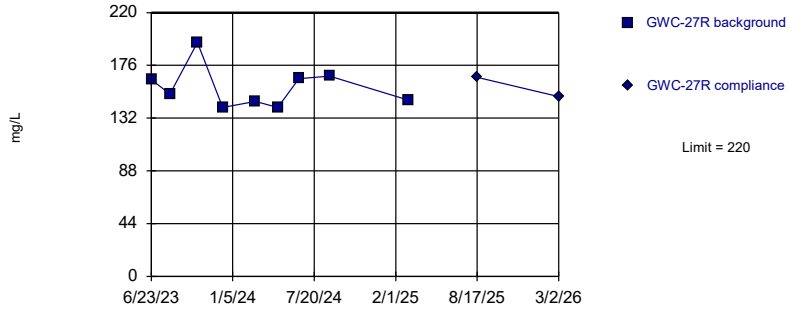

Background Data Summary: Mean=157.6, Std. Dev.=17.36, n=9. Normality test: Shapiro Wilk @alpha = 0.1, calculated = 0.8618, critical = 0.859. Kappa = 3.596 (c=7, w=30, 1 of 2, event alpha = 0.05132). Report alpha = 0.0002508.

Constituent: TDS Analysis Run 5/1/2026 5:06 PM View: Appendix III Intrawell
Plant Bowen Client: Southern Company Data: Bowen LF 3-8

Sanitas™ v.10.1.06e Software licensed to Groundwater Stats Consulting. UG

Within Limit

Prediction Limit

Intrawell Parametric

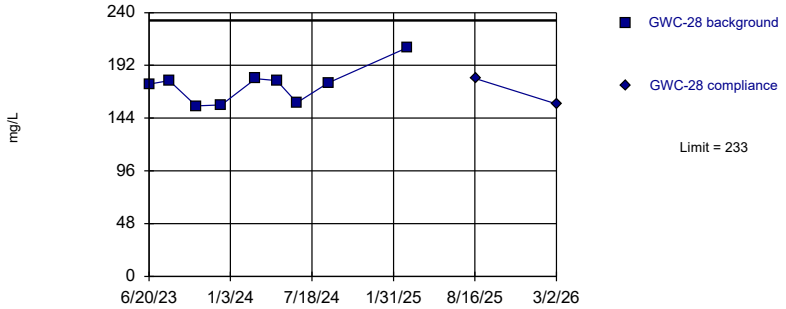

Background Data Summary: Mean=173.8, Std. Dev.=16.47, n=9. Normality test: Shapiro Wilk @alpha = 0.1, calculated = 0.8613, critical = 0.859. Kappa = 3.596 (c=7, w=30, 1 of 2, event alpha = 0.05132). Report alpha = 0.0002508.

Constituent: TDS Analysis Run 5/1/2026 5:06 PM View: Appendix III Intrawell
Plant Bowen Client: Southern Company Data: Bowen LF 3-8

Sanitas™ v.10.1.06e Software licensed to Groundwater Stats Consulting. UG

Within Limit

Prediction Limit

Intrawell Parametric

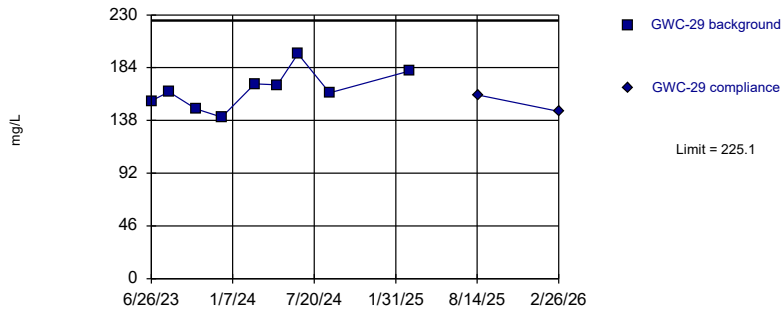

Background Data Summary: Mean=165, Std. Dev.=16.72, n=9. Normality test: Shapiro Wilk @alpha = 0.1, calculated = 0.976, critical = 0.859. Kappa = 3.596 (c=7, w=30, 1 of 2, event alpha = 0.05132). Report alpha = 0.0002508.

Constituent: TDS Analysis Run 5/1/2026 5:06 PM View: Appendix III Intrawell

Plant Bowen Client: Southern Company Data: Bowen LF 3-8

Sanitas™ v.10.1.06e Software licensed to Groundwater Stats Consulting. UG

Within Limit

Prediction Limit

Intrawell Parametric

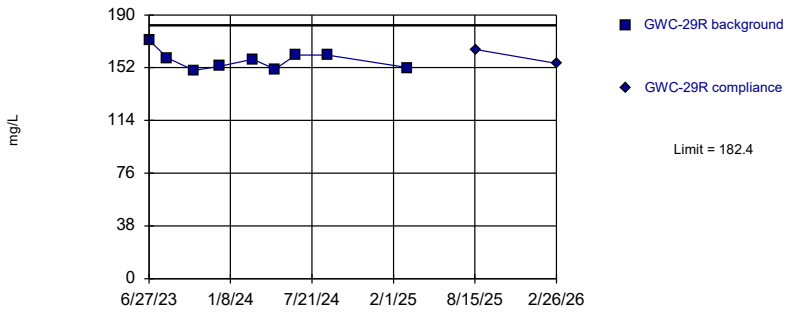

Background Data Summary: Mean=157.4, Std. Dev.=6.948, n=9. Normality test: Shapiro Wilk @alpha = 0.1, calculated = 0.8904, critical = 0.859. Kappa = 3.596 (c=7, w=30, 1 of 2, event alpha = 0.05132). Report alpha = 0.0002508.

Constituent: TDS Analysis Run 5/1/2026 5:06 PM View: Appendix III Intrawell

Plant Bowen Client: Southern Company Data: Bowen LF 3-8

Sanitas™ v.10.1.06e Software licensed to Groundwater Stats Consulting. UG

Within Limit

Prediction Limit

Intrawell Parametric

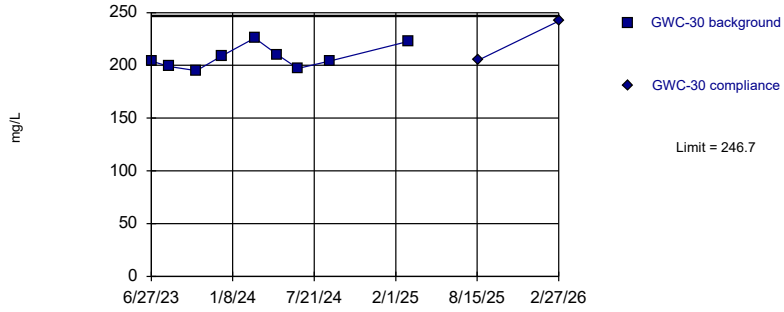

Background Data Summary: Mean=207.4, Std. Dev.=10.92, n=9. Normality test: Shapiro Wilk @alpha = 0.1, calculated = 0.9018, critical = 0.859. Kappa = 3.596 (c=7, w=30, 1 of 2, event alpha = 0.05132). Report alpha = 0.0002508.

Constituent: TDS Analysis Run 5/1/2026 5:06 PM View: Appendix III Intrawell

Plant Bowen Client: Southern Company Data: Bowen LF 3-8

Sanitas™ v.10.1.06e Software licensed to Groundwater Stats Consulting. UG

Within Limit

Prediction Limit

Intrawell Parametric

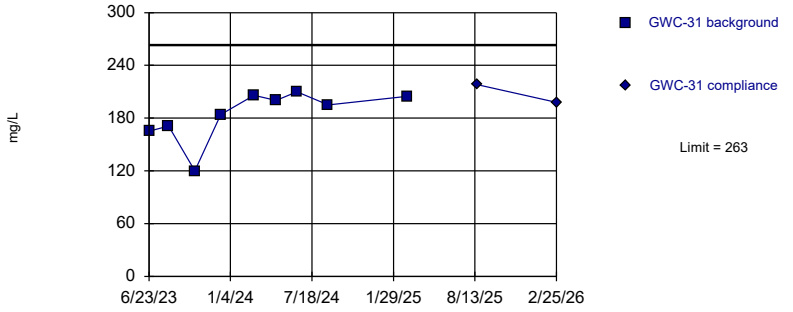

Background Data Summary (based on square transformation): Mean=34590, Std. Dev.=9614, n=9. Normality test: Shapiro Wilk @alpha = 0.1, calculated = 0.8815, critical = 0.859. Kappa = 3.596 (c=7, w=30, 1 of 2, event alpha = 0.05132). Report alpha = 0.0002508.

Constituent: TDS Analysis Run 5/1/2026 5:06 PM View: Appendix III Intrawell

Plant Bowen Client: Southern Company Data: Bowen LF 3-8

Sanitas™ v.10.1.06e Software licensed to Groundwater Stats Consulting. UG

Within Limit

Prediction Limit

Intrawell Non-parametric

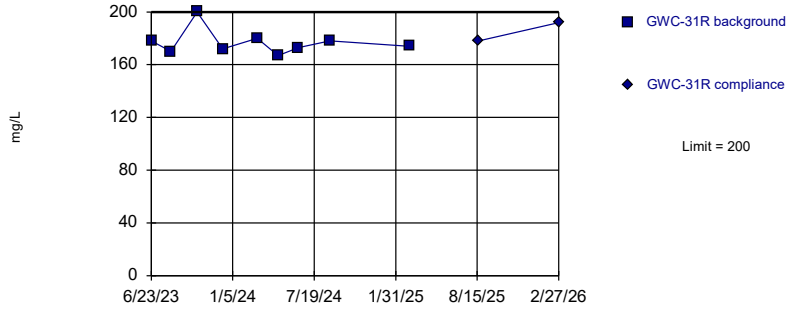

Non-parametric test used in lieu of parametric prediction limit because the Shapiro Wilk normality test showed the data to be non-normal at the 0.1 alpha level. Limit is highest of 9 background values. Well-constituent pair annual alpha = 0.03586. Individual comparison alpha = 0.01809 (1 of 2).

Constituent: TDS Analysis Run 5/1/2026 5:06 PM View: Appendix III Intrawell
Plant Bowen Client: Southern Company Data: Bowen LF 3-8

Sanitas™ v.10.1.06e Software licensed to Groundwater Stats Consulting. UG

Within Limit

Prediction Limit

Intrawell Parametric

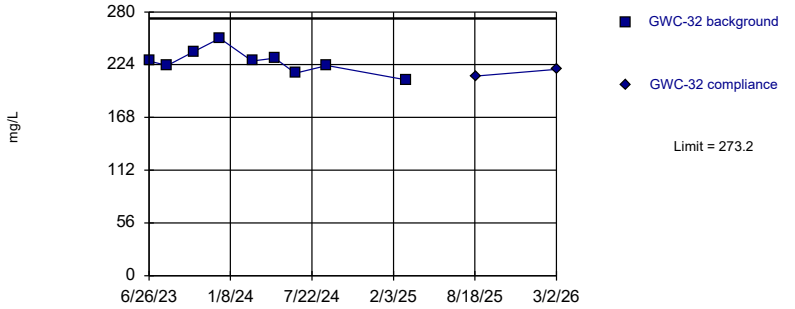

Background Data Summary: Mean=227.3, Std. Dev.=12.75, n=9. Normality test: Shapiro Wilk @alpha = 0.1, calculated = 0.9652, critical = 0.859. Kappa = 3.596 (c=7, w=30, 1 of 2, event alpha = 0.05132). Report alpha = 0.0002508.

Constituent: TDS Analysis Run 5/1/2026 5:06 PM View: Appendix III Intrawell
Plant Bowen Client: Southern Company Data: Bowen LF 3-8

Sanitas™ v.10.1.06e Software licensed to Groundwater Stats Consulting. UG

Within Limit

Prediction Limit

Intrawell Parametric

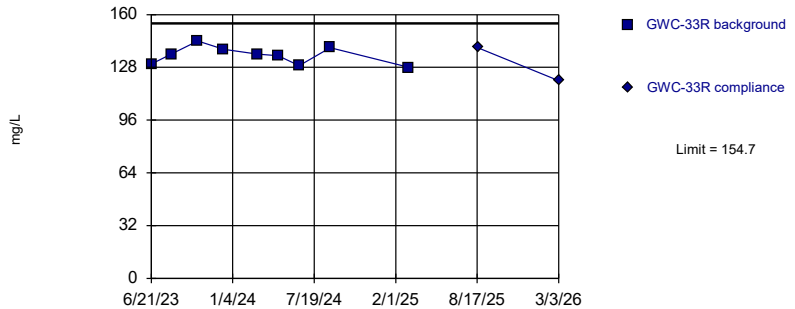

Background Data Summary: Mean=135.2, Std. Dev.=5.403, n=9. Normality test: Shapiro Wilk @alpha = 0.1, calculated = 0.9458, critical = 0.859. Kappa = 3.596 (c=7, w=30, 1 of 2, event alpha = 0.05132). Report alpha = 0.0002508.

Constituent: TDS Analysis Run 5/1/2026 5:06 PM View: Appendix III Intrawell
Plant Bowen Client: Southern Company Data: Bowen LF 3-8

Sanitas™ v.10.1.06e Software licensed to Groundwater Stats Consulting. UG

Within Limit

Prediction Limit

Intrawell Parametric

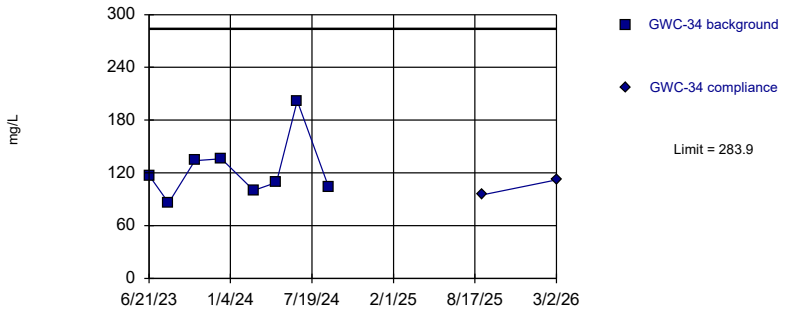

Background Data Summary (based on square root transformation): Mean=11.02, Std. Dev.=1.515, n=8. Normality test: Shapiro Wilk @alpha = 0.1, calculated = 0.888, critical = 0.851. Kappa = 3.848 (c=7, w=30, 1 of 2, event alpha = 0.05132). Report alpha = 0.0002508.

Constituent: TDS Analysis Run 5/1/2026 5:06 PM View: Appendix III Intrawell
Plant Bowen Client: Southern Company Data: Bowen LF 3-8

Sanitas™ v.10.1.06e Software licensed to Groundwater Stats Consulting. UG

Within Limit

Prediction Limit

Intrawell Parametric

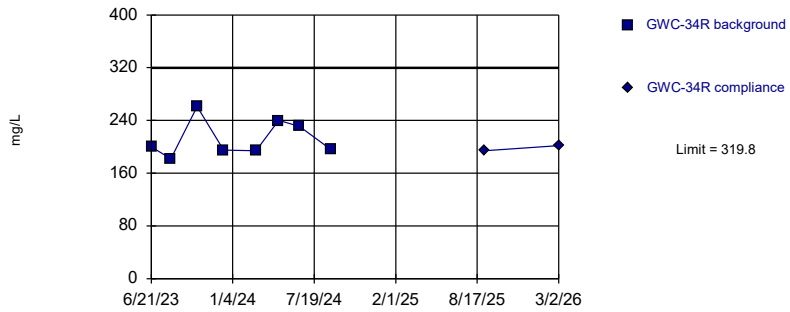

Background Data Summary: Mean=212.4, Std. Dev.=27.92, n=8. Normality test: Shapiro Wilk @alpha = 0.1, calculated = 0.8689, critical = 0.851. Kappa = 3.848 (c=7, w=30, 1 of 2, event alpha = 0.05132). Report alpha = 0.0002508.

Constituent: TDS Analysis Run 5/1/2026 5:06 PM View: Appendix III Intrawell

Plant Bowen Client: Southern Company Data: Bowen LF 3-8

Sanitas™ v.10.1.06e Software licensed to Groundwater Stats Consulting. UG

Within Limit

Prediction Limit

Intrawell Parametric

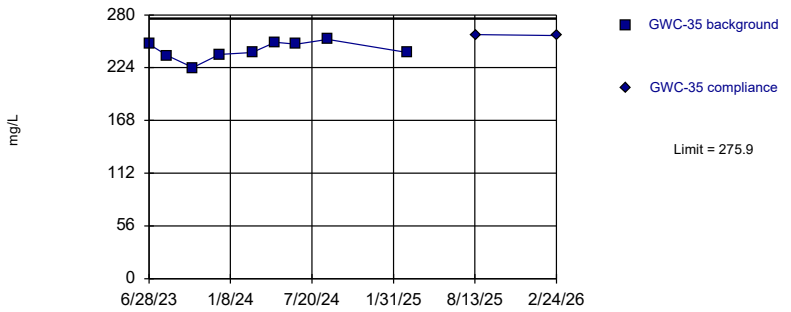

Background Data Summary: Mean=242.4, Std. Dev.=9.315, n=9. Normality test: Shapiro Wilk @alpha = 0.1, calculated = 0.917, critical = 0.859. Kappa = 3.596 (c=7, w=30, 1 of 2, event alpha = 0.05132). Report alpha = 0.0002508.

Constituent: TDS Analysis Run 5/1/2026 5:06 PM View: Appendix III Intrawell

Plant Bowen Client: Southern Company Data: Bowen LF 3-8

Sanitas™ v.10.1.06e Software licensed to Groundwater Stats Consulting. UG

Within Limit

Prediction Limit

Intrawell Parametric

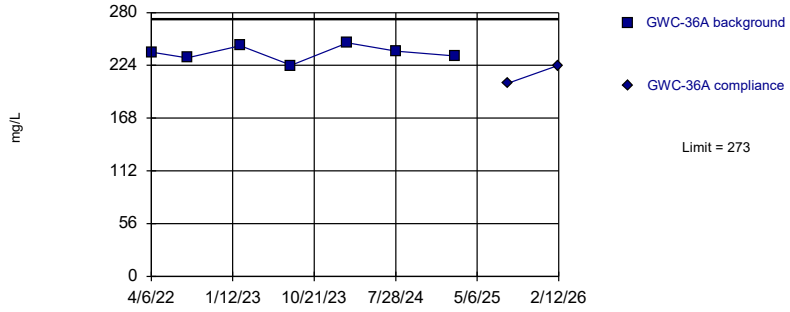

Background Data Summary: Mean=237.1, Std. Dev.=8.092, n=7. Normality test: Shapiro Wilk @alpha = 0.1, calculated = 0.9779, critical = 0.838. Kappa = 4.428 (c=7, w=30, 1 of 2, event alpha = 0.05132). Report alpha = 0.0002508.

Constituent: TDS Analysis Run 5/1/2026 5:06 PM View: Appendix III Intrawell

Plant Bowen Client: Southern Company Data: Bowen LF 3-8

Sanitas™ v.10.1.06e Software licensed to Groundwater Stats Consulting. UG

Within Limit

Prediction Limit

Intrawell Parametric

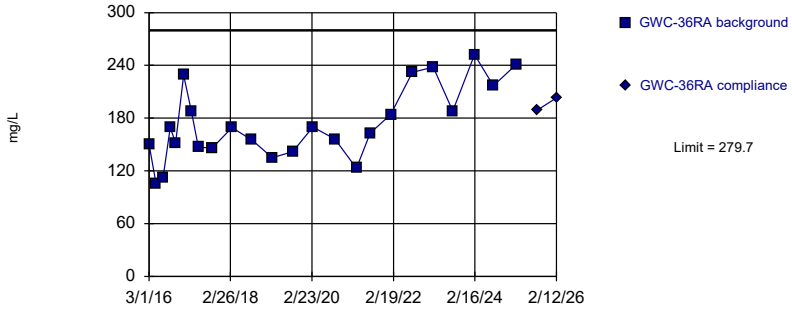

Background Data Summary: Mean=173.5, Std. Dev.=41.95, n=24. Normality test: Shapiro Wilk @alpha = 0.01, calculated = 0.9393, critical = 0.884. Kappa = 2.533 (c=7, w=30, 1 of 2, event alpha = 0.05132). Report alpha = 0.0002508.

Constituent: TDS Analysis Run 5/1/2026 5:06 PM View: Appendix III Intrawell

Plant Bowen Client: Southern Company Data: Bowen LF 3-8

Sanitas™ v.10.1.06e Software licensed to Groundwater Stats Consulting. UG
Hollow symbols indicate censored values.

Within Limit

Prediction Limit

Intrawell Parametric

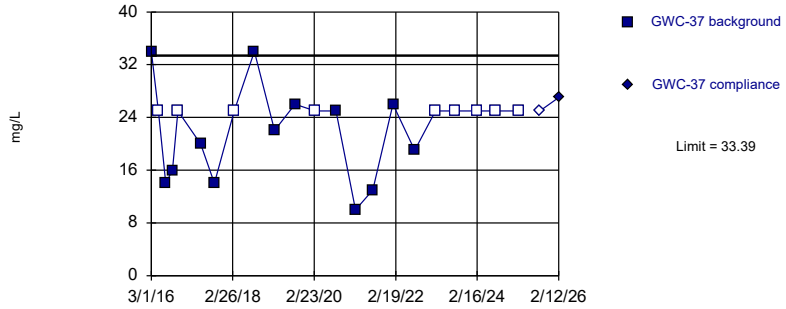

Background Data Summary (after Kaplan-Meier Adjustment): Mean=17.78, Std. Dev.=6.055, n=22, 40.91% NDs. Normality test: Shapiro Wilk @alpha = 0.01, calculated = 0.8796, critical = 0.878. Kappa = 2.578 (c=7, w=30, 1 of 2, event alpha = 0.05132). Report alpha = 0.0002508.

Constituent: TDS Analysis Run 5/1/2026 5:06 PM View: Appendix III Intrawell
Plant Bowen Client: Southern Company Data: Bowen LF 3-8

Sanitas™ v.10.1.06e Software licensed to Groundwater Stats Consulting. UG
Hollow symbols indicate censored values.

Within Limit

Prediction Limit

Intrawell Parametric

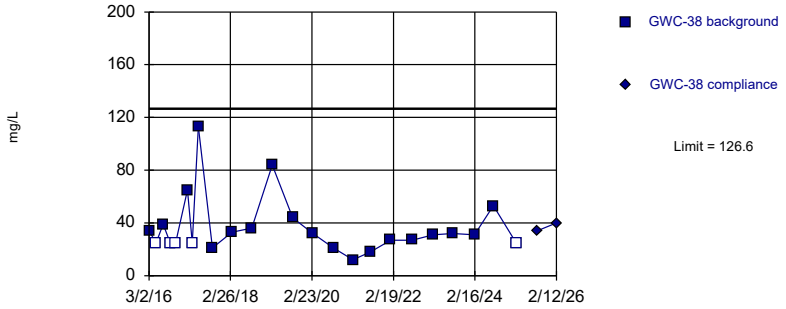

Background Data Summary (based on natural log transformation) (after Kaplan-Meier Adjustment): Mean=3.292, Std. Dev.=0.6114, n=24, 20.83% NDs. Normality test: Shapiro Wilk @alpha = 0.01, calculated = 0.9314, critical = 0.884. Kappa = 2.533 (c=7, w=30, 1 of 2, event alpha = 0.05132). Report alpha = 0.0002508.

Constituent: TDS Analysis Run 5/1/2026 5:06 PM View: Appendix III Intrawell
Plant Bowen Client: Southern Company Data: Bowen LF 3-8

Sanitas™ v.10.1.06e Software licensed to Groundwater Stats Consulting. UG

Within Limit

Prediction Limit

Intrawell Parametric

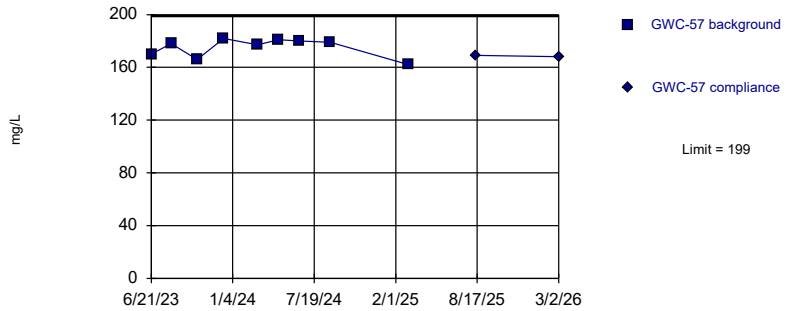

Background Data Summary (based on square transformation): Mean=30671, Std. Dev.=2479, n=9. Normality test: Shapiro Wilk @alpha = 0.1, calculated = 0.8592, critical = 0.859. Kappa = 3.596 (c=7, w=30, 1 of 2, event alpha = 0.05132). Report alpha = 0.0002508.

Constituent: TDS Analysis Run 5/1/2026 5:06 PM View: Appendix III Intrawell
Plant Bowen Client: Southern Company Data: Bowen LF 3-8

Prediction Limit

Constituent: Boron (mg/L) Analysis Run 5/1/2026 5:08 PM View: Appendix III Intrawell

Plant Bowen Client: Southern Company Data: Bowen LF 3-8

	GWA-1	GWA-1
3/22/2016	<0.04	
5/19/2016	<0.04	
7/29/2016	0.0155 (J)	
9/23/2016	0.0065 (J)	
11/9/2016	0.0149 (J)	
1/30/2017	<0.04	
3/30/2017	0.0065 (J)	
6/9/2017	<0.04	
10/2/2017	<0.04	
3/16/2018	<0.04	
9/17/2018	0.0084 (J)	
3/20/2019	0.0042 (J)	
9/12/2019	<0.04	
3/11/2020	<0.04	
9/15/2020	0.01 (J)	
3/16/2021	<0.04	
8/9/2021	<0.04	
2/1/2022	<0.04	
8/16/2022	<0.04	
2/16/2023	<0.04	
7/27/2023	0.015 (J)	
2/22/2024	<0.04	
8/7/2024	<0.04	
2/27/2025	<0.04	
9/2/2025		<0.04
2/18/2026		<0.04

ND substitution: RL or RL/2 if <15% NDs.

Prediction Limit

Constituent: Boron (mg/L) Analysis Run 5/1/2026 5:08 PM View: Appendix III Intrawell

Plant Bowen Client: Southern Company Data: Bowen LF 3-8

	GWA-2	GWA-2
3/23/2016	<0.04	
5/20/2016	<0.04	
7/29/2016	0.0103 (J)	
9/23/2016	0.0073 (J)	
11/9/2016	0.0106 (J)	
1/31/2017	<0.04	
3/30/2017	<0.04	
6/12/2017	<0.04	
10/2/2017	<0.04	
3/19/2018	0.013 (J)	
9/14/2018	<0.04	
3/20/2019	<0.04	
9/12/2019	<0.04	
3/11/2020	0.0068 (J)	
9/15/2020	0.0053 (J)	
3/17/2021	<0.04	
8/9/2021	<0.04	
2/1/2022	<0.04	
8/16/2022	<0.04	
2/16/2023	<0.04	
7/27/2023	<0.04	
2/22/2024	<0.04	
8/7/2024	<0.04	
2/27/2025	<0.04	
9/2/2025		<0.04
2/18/2026		<0.04

ND substitution: RL or RL/2 if <15% NDs.

Prediction Limit

Constituent: Boron (mg/L) Analysis Run 5/1/2026 5:08 PM View: Appendix III Intrawell

Plant Bowen Client: Southern Company Data: Bowen LF 3-8

	GWA-2R	GWA-2R
3/23/2016	<0.04	
5/19/2016	<0.04	
7/29/2016	0.0061 (J)	
9/22/2016	<0.04	
11/10/2016	<0.04	
1/31/2017	<0.04	
4/3/2017	<0.04	
6/9/2017	<0.04	
10/2/2017	<0.04	
3/16/2018	0.0077 (J)	
9/14/2018	<0.04	
3/19/2019	0.014 (J)	
9/13/2019	0.012 (J)	
3/11/2020	0.017 (J)	
9/15/2020	0.0074 (J)	
3/16/2021	0.0061 (J)	
8/9/2021	0.012 (J)	
2/1/2022	<0.04	
8/16/2022	<0.04	
2/16/2023	0.017 (J)	
7/27/2023	0.015 (J)	
2/26/2024	0.018 (J)	
8/6/2024	<0.04	
2/27/2025	0.021 (J)	
9/2/2025		0.0085 (J)
2/18/2026		<0.04

ND substitution: RL or RL/2 if <15% NDs.

Prediction Limit

Constituent: Boron (mg/L) Analysis Run 5/1/2026 5:08 PM View: Appendix III Intrawell

Plant Bowen Client: Southern Company Data: Bowen LF 3-8

	GWA-3A	GWA-3A
3/23/2016	<0.04	
5/23/2016	<0.04	
7/29/2016	0.0053 (J)	
9/22/2016	<0.04	
11/10/2016	<0.04	
1/31/2017	<0.04	
3/30/2017	<0.04	
6/12/2017	<0.04	
10/4/2017	<0.04	
3/19/2018	0.0057 (J)	
9/17/2018	<0.04	
3/20/2019	<0.04	
9/13/2019	<0.04	
3/11/2020	0.0071 (J)	
3/29/2021	<0.04	
8/9/2021	<0.04	
2/2/2022	<0.04	
8/16/2022	<0.04	
2/17/2023	<0.04	
8/1/2023	<0.04	
2/22/2024	<0.04	
8/8/2024	<0.04	
2/26/2025	<0.04	
9/2/2025		<0.04
2/17/2026		<0.04

ND substitution: RL or RL/2 if <15% NDs.

Prediction Limit

Constituent: Boron (mg/L) Analysis Run 5/1/2026 5:08 PM View: Appendix III Intrawell

Plant Bowen Client: Southern Company Data: Bowen LF 3-8

	GWA-4RZ	GWA-4RZ
2/22/2017	0.022 (J)	
4/7/2017	0.0082 (J)	
6/14/2017	0.008 (J)	
7/12/2017	0.0082 (J)	
7/20/2017	0.0091 (J)	
7/28/2017	<0.04	
8/9/2017	0.0071 (J)	
8/24/2017	0.0062 (J)	
10/3/2017	0.006 (J)	
3/21/2018	0.0062 (J)	
9/18/2018	0.0096 (J)	
3/21/2019	0.0066 (J)	
9/13/2019	0.012 (J)	
3/12/2020	0.014 (J)	
9/17/2020	0.015 (J)	
3/16/2021	0.0092 (J)	
8/10/2021	0.01 (J)	
2/3/2022	<0.04	
8/17/2022	<0.04	
2/17/2023	<0.04	
7/28/2023	<0.04	
2/27/2024	<0.04	
8/8/2024	<0.04	
2/28/2025	0.0067 (J)	
9/3/2025		0.0065 (J)
2/18/2026		<0.04

ND substitution: RL or RL/2 if <15% NDs.

Prediction Limit

Constituent: Boron (mg/L) Analysis Run 5/1/2026 5:08 PM View: Appendix III Intrawell

Plant Bowen Client: Southern Company Data: Bowen LF 3-8

	GWA-39RZ	GWA-39RZ
2/21/2017	0.0218 (J)	
3/27/2017	0.0262 (J)	
6/8/2017	0.0067 (J)	
7/17/2017	0.0165 (J)	
7/27/2017	0.0138 (J)	
8/9/2017	0.0069 (J)	
9/29/2017	0.0066 (J)	
3/16/2018	0.0067 (J)	
9/14/2018	0.0059 (J)	
3/14/2019	0.0059 (J)	
9/11/2019	0.0081 (J)	
3/9/2020	0.0065 (J)	
9/16/2020	0.015 (J)	
3/16/2021	<0.04	
8/6/2021	<0.04	
2/2/2022	<0.04	
8/16/2022	<0.04	
2/14/2023	<0.04	
7/25/2023	<0.04	
2/19/2024	<0.04	
8/1/2024	<0.04	
2/26/2025	<0.04	
8/28/2025		<0.04
2/18/2026		<0.04

ND substitution: RL or RL/2 if <15% NDs.

Prediction Limit

Constituent: Boron (mg/L) Analysis Run 5/1/2026 5:08 PM View: Appendix III Intrawell

Plant Bowen Client: Southern Company Data: Bowen LF 3-8

	GWA-39Z	GWA-39Z
3/14/2016	<0.04	
5/11/2016	<0.04	
7/19/2016	0.0168 (J)	
9/15/2016	0.0067 (J)	
11/2/2016	<0.04	
1/18/2017	<0.04	
3/28/2017	<0.04	
6/7/2017	0.0154 (J)	
9/26/2017	<0.04	
3/14/2018	<0.04	
9/12/2018	<0.04	
3/15/2019	0.005 (J)	
9/9/2019	<0.04	
3/9/2020	<0.04	
9/10/2020	<0.04	
3/12/2021	0.011 (J)	
8/4/2021	<0.04	
1/31/2022	<0.04	
8/10/2022	<0.04	
2/13/2023	<0.04	
7/26/2023	0.012 (J)	
2/19/2024	<0.04	
8/1/2024	<0.04	
2/25/2025	<0.04	
8/28/2025		<0.04
2/18/2026		<0.04

ND substitution: RL or RL/2 if <15% NDs.

Prediction Limit

Constituent: Boron (mg/L) Analysis Run 5/1/2026 5:08 PM View: Appendix III Intrawell

Plant Bowen Client: Southern Company Data: Bowen LF 3-8

	GWA-40	GWA-40
3/15/2016	<0.04	
5/11/2016	<0.04	
7/21/2016	<0.04	
9/15/2016	<0.04	
11/3/2016	0.0125 (J)	
1/17/2017	<0.04	
3/24/2017	<0.04	
5/24/2017	<0.04	
9/26/2017	0.0075 (J)	
3/14/2018	0.0093 (J)	
9/12/2018	<0.04	
3/13/2019	<0.04	
9/9/2019	<0.04	
3/9/2020	0.0074 (J)	
9/11/2020	<0.04	
3/10/2021	<0.04	
8/4/2021	<0.04	
1/31/2022	<0.04	
8/12/2022	<0.04	
2/13/2023	<0.04	
7/26/2023	0.0091 (J)	
2/19/2024	<0.04	
8/1/2024	<0.04	
2/25/2025	<0.04	
8/27/2025		<0.04
2/16/2026		<0.04

ND substitution: RL or RL/2 if <15% NDs.

Prediction Limit

Constituent: Boron (mg/L) Analysis Run 5/1/2026 5:08 PM View: Appendix III Intrawell

Plant Bowen Client: Southern Company Data: Bowen LF 3-8

	GWA-41	GWA-41
3/15/2016	<0.04	
5/12/2016	<0.04	
7/20/2016	<0.04	
9/15/2016	<0.04	
11/3/2016	<0.04	
1/18/2017	<0.04	
3/24/2017	0.0154 (J)	
6/6/2017	<0.04	
9/25/2017	<0.04	
3/14/2018	0.011 (J)	
9/12/2018	<0.04	
3/14/2019	0.007 (J)	
9/10/2019	<0.04	
3/6/2020	0.013 (J)	
9/10/2020	<0.04	
3/11/2021	0.0075 (J)	
8/4/2021	<0.04	
1/31/2022	<0.04	
8/11/2022	<0.04	
2/13/2023	<0.04	
7/25/2023	0.012 (J)	
2/19/2024	<0.04	
8/1/2024	<0.04	
2/25/2025	0.0094 (J)	
8/28/2025		<0.04
2/16/2026		<0.04

ND substitution: RL or RL/2 if <15% NDs.

Prediction Limit

Constituent: Boron (mg/L) Analysis Run 5/1/2026 5:08 PM View: Appendix III Intrawell

Plant Bowen Client: Southern Company Data: Bowen LF 3-8

	GWA-41R	GWA-41R
3/15/2016	<0.04	
5/13/2016	<0.04	
7/21/2016	0.01 (J)	
9/21/2016	0.0084 (J)	
11/3/2016	<0.04	
1/17/2017	<0.04	
3/27/2017	0.0173 (J)	
6/6/2017	0.0126 (J)	
9/25/2017	0.0141 (J)	
3/14/2018	0.014 (J)	
9/12/2018	0.013 (J)	
3/14/2019	0.015 (J)	
9/10/2019	0.015 (J)	
3/9/2020	0.021 (J)	
9/10/2020	0.016 (J)	
3/10/2021	0.0098 (J)	
8/4/2021	0.01 (J)	
1/31/2022	0.016 (J)	
8/11/2022	<0.04	
2/13/2023	0.017 (J)	
7/25/2023	0.011 (J)	
2/19/2024	0.012 (J)	
8/1/2024	<0.04	
2/25/2025	0.017 (J)	
8/27/2025		0.0095 (J)
2/16/2026		0.012 (J)

ND substitution: RL or RL/2 if <15% NDs.

Prediction Limit

Constituent: Boron (mg/L) Analysis Run 5/1/2026 5:08 PM View: Appendix III Intrawell

Plant Bowen Client: Southern Company Data: Bowen LF 3-8

	GWA-42	GWA-42
3/11/2016	<0.04	
5/16/2016	<0.04	
7/22/2016	0.0076 (J)	
9/19/2016	<0.04	
11/3/2016	<0.04	
1/17/2017	<0.04	
3/27/2017	0.0101 (J)	
6/7/2017	0.012 (J)	
9/26/2017	<0.04	
3/14/2018	<0.04	
9/14/2018	<0.04	
3/14/2019	<0.04	
9/10/2019	<0.04	
3/6/2020	0.0068 (J)	
9/10/2020	<0.04	
3/11/2021	<0.04	
8/4/2021	<0.04	
1/31/2022	<0.04	
8/10/2022	<0.04	
2/13/2023	<0.04	
7/26/2023	<0.04	
2/20/2024	0.031 (J)	
8/1/2024	<0.04	
2/25/2025	<0.04	
8/28/2025		<0.04
2/16/2026		<0.04

ND substitution: RL or RL/2 if <15% NDs.

Prediction Limit

Constituent: Boron (mg/L) Analysis Run 5/1/2026 5:08 PM View: Appendix III Intrawell

Plant Bowen Client: Southern Company Data: Bowen LF 3-8

	GWA-43	GWA-43
3/11/2016	<0.04	
5/13/2016	<0.04	
7/19/2016	0.0072 (J)	
9/16/2016	<0.04	
11/2/2016	<0.04	
1/18/2017	<0.04	
3/28/2017	<0.04	
6/6/2017	0.0339 (J)	
9/22/2017	<0.04	
3/14/2018	<0.04	
9/12/2018	<0.04	
3/13/2019	<0.04	
9/11/2019	0.0059 (J)	
3/9/2020	<0.04	
9/11/2020	<0.04	
3/11/2021	<0.04	
8/6/2021	<0.04	
1/31/2022	<0.04	
8/11/2022	<0.04	
2/14/2023	<0.04	
7/25/2023	<0.04	
2/20/2024	0.02 (J)	
8/2/2024	<0.04	
2/25/2025	<0.04	
8/28/2025		<0.04
2/16/2026		<0.04

ND substitution: RL or RL/2 if <15% NDs.

Prediction Limit

Constituent: Boron (mg/L) Analysis Run 5/1/2026 5:08 PM View: Appendix III Intrawell

Plant Bowen Client: Southern Company Data: Bowen LF 3-8

	GWA-43R	GWA-43R
3/11/2016	<0.04	
5/13/2016	<0.04	
7/19/2016	0.0196 (J)	
9/16/2016	0.0246 (J)	
11/2/2016	0.0279 (J)	
1/18/2017	0.0336 (J)	
3/28/2017	0.0313 (J)	
6/6/2017	0.0257 (J)	
9/22/2017	0.0294 (J)	
3/15/2018	0.018 (J)	
9/12/2018	0.018 (J)	
3/13/2019	0.012 (J)	
9/11/2019	0.021 (J)	
3/9/2020	0.017 (J)	
9/14/2020	0.018 (J)	
3/11/2021	0.017 (J)	
8/5/2021	0.0098 (J)	
1/31/2022	0.011 (J)	
8/10/2022	0.01 (J)	
2/13/2023	<0.04	
7/25/2023	0.012 (J)	
2/20/2024	<0.04	
8/2/2024	0.015 (J)	
2/25/2025	0.011 (J)	
8/28/2025		0.0099 (J)
2/16/2026		0.017 (J)

ND substitution: RL or RL/2 if <15% NDs.

Prediction Limit

Constituent: Boron (mg/L) Analysis Run 5/1/2026 5:08 PM View: Appendix III Intrawell

Plant Bowen Client: Southern Company Data: Bowen LF 3-8

	GWA-50	GWA-50
3/28/2016	<0.04	
5/23/2016	<0.04	
8/1/2016	0.0075 (J)	
9/26/2016	<0.04	
11/10/2016	0.0071 (J)	
1/30/2017	<0.04	
4/7/2017	0.008 (J)	
6/12/2017	<0.04	
10/2/2017	<0.04	
3/16/2018	<0.04	
9/17/2018	<0.04	
3/19/2019	<0.04	
9/13/2019	<0.04	
3/11/2020	0.0063 (J)	
9/16/2020	<0.04	
3/17/2021	<0.04	
8/9/2021	<0.04	
2/1/2022	<0.04	
8/16/2022	<0.04	
2/16/2023	<0.04	
7/28/2023	<0.04	
2/22/2024	<0.04	
8/8/2024	<0.04	
2/27/2025	<0.04	
9/2/2025		<0.04
2/17/2026		<0.04

ND substitution: RL or RL/2 if <15% NDs.

Prediction Limit

Constituent: Boron (mg/L) Analysis Run 5/1/2026 5:08 PM View: Appendix III Intrawell

Plant Bowen Client: Southern Company Data: Bowen LF 3-8

	GWA-50R	GWA-50R
3/28/2016	<0.04	
5/25/2016	<0.04	
8/1/2016	0.0056 (J)	
9/26/2016	<0.04	
11/11/2016	0.0193 (J)	
1/30/2017	<0.04	
4/3/2017	<0.04	
6/12/2017	<0.04	
10/2/2017	<0.04	
3/16/2018	<0.04	
9/18/2018	<0.04	
3/19/2019	<0.04	
9/12/2019	<0.04	
3/11/2020	0.007 (J)	
9/15/2020	<0.04	
3/17/2021	<0.04	
8/9/2021	<0.04	
2/2/2022	<0.04	
8/17/2022	<0.04	
2/16/2023	<0.04	
7/28/2023	<0.04	
2/22/2024	<0.04	
8/8/2024	<0.04	
2/28/2025	<0.04	
9/2/2025		<0.04
2/17/2026		<0.04

ND substitution: RL or RL/2 if <15% NDs.

Prediction Limit

Constituent: Boron (mg/L) Analysis Run 5/1/2026 5:08 PM View: Appendix III Intrawell

Plant Bowen Client: Southern Company Data: Bowen LF 3-8

	GWC-16R	GWC-16R
3/3/2016	<0.04	
5/10/2016	<0.04	
7/13/2016	0.0297 (J)	
9/15/2016	<0.04	
11/2/2016	<0.04	
1/11/2017	<0.04	
3/20/2017	0.0092 (J)	
5/23/2017	0.0084 (J)	
9/21/2017	<0.04	
3/14/2018	0.0065 (J)	
9/7/2018	<0.04	
3/11/2019	0.013 (J)	
9/9/2019	<0.04	
3/4/2020	0.027 (J)	
9/9/2020	0.012 (J)	
3/9/2021	0.028 (J)	
7/30/2021	0.017 (J)	
1/28/2022	0.021 (J)	
8/11/2022	0.013 (J)	
2/10/2023	0.02 (J)	
8/4/2023	<0.04	
2/15/2024	0.013 (J)	
7/31/2024	<0.04	
2/25/2025	0.0083 (J)	
8/21/2025		<0.04
2/13/2026		0.011 (J)

ND substitution: RL or RL/2 if <15% NDs.

Prediction Limit

Constituent: Boron (mg/L) Analysis Run 5/1/2026 5:08 PM View: Appendix III Intrawell

Plant Bowen Client: Southern Company Data: Bowen LF 3-8

	GWC-17R	GWC-17R
3/4/2016	<0.04	
5/10/2016	<0.04	
7/14/2016	0.0069 (J)	
9/14/2016	<0.04	
11/1/2016	<0.04	
1/11/2017	0.0078 (J)	
3/21/2017	<0.04	
5/23/2017	<0.04	
9/22/2017	<0.04	
3/14/2018	0.0051 (J)	
9/11/2018	<0.04	
3/12/2019	0.0099 (J)	
9/10/2019	<0.04	
3/5/2020	<0.04	
9/9/2020	<0.04	
3/10/2021	<0.04	
7/30/2021	<0.04	
1/28/2022	<0.04	
8/11/2022	<0.04	
2/10/2023	<0.04	
8/3/2023	0.014 (J)	
2/15/2024	<0.04	
7/31/2024	<0.04	
2/25/2025	<0.04	
8/22/2025		<0.04
2/13/2026		0.0081 (J)

ND substitution: RL or RL/2 if <15% NDs.

Prediction Limit

Constituent: Boron (mg/L) Analysis Run 5/1/2026 5:08 PM View: Appendix III Intrawell

Plant Bowen Client: Southern Company Data: Bowen LF 3-8

	GWC-18	GWC-18
3/7/2016	<0.04	
5/5/2016	<0.04	
7/13/2016	0.0047 (J)	
9/13/2016	<0.04	
10/31/2016	0.0111 (J)	
1/12/2017	<0.04	
3/23/2017	<0.04	
5/23/2017	<0.04	
9/25/2017	<0.04	
3/14/2018	<0.04	
9/11/2018	<0.04	
3/12/2019	<0.04	
9/9/2019	<0.04	
3/6/2020	<0.04	
9/9/2020	<0.04	
2/26/2021	<0.04	
7/29/2021	<0.04	
1/28/2022	<0.04	
8/10/2022	<0.04	
2/9/2023	<0.04	
8/3/2023	<0.04	
2/14/2024	<0.04	
7/31/2024	<0.04	
2/20/2025	<0.04	
8/26/2025		<0.04
2/12/2026		<0.04

ND substitution: RL or RL/2 if <15% NDs.

Prediction Limit

Constituent: Boron (mg/L) Analysis Run 5/1/2026 5:08 PM View: Appendix III Intrawell

Plant Bowen Client: Southern Company Data: Bowen LF 3-8

	GWC-18R	GWC-18R
3/7/2016	<0.04	
5/5/2016	<0.04	
7/13/2016	0.0159 (J)	
9/12/2016	<0.04	
11/1/2016	<0.04	
1/11/2017	<0.04	
3/20/2017	<0.04	
5/22/2017	0.0452	
9/21/2017	<0.04	
3/14/2018	<0.04	
9/7/2018	<0.04	
3/12/2019	<0.04	
9/6/2019	<0.04	
3/5/2020	<0.04	
9/9/2020	<0.04	
2/26/2021	<0.04	
7/29/2021	<0.04	
1/27/2022	<0.04	
8/10/2022	<0.04	
2/9/2023	<0.04	
8/4/2023	<0.04	
2/14/2024	<0.04	
7/31/2024	<0.04	
2/19/2025	<0.04	
8/22/2025		<0.04
2/12/2026		<0.04

ND substitution: RL or RL/2 if <15% NDs.

Prediction Limit

Constituent: Boron (mg/L) Analysis Run 5/1/2026 5:08 PM View: Appendix III Intrawell

Plant Bowen Client: Southern Company Data: Bowen LF 3-8

	GWC-19R	GWC-19R
3/7/2016	<0.04	
5/9/2016	<0.04	
7/14/2016	0.0045 (J)	
9/12/2016	<0.04	
10/31/2016	0.0086 (J)	
1/11/2017	<0.04	
3/21/2017	<0.04	
5/22/2017	0.0179 (J)	
9/20/2017	0.0102 (J)	
3/14/2018	0.0076 (J)	
9/10/2018	<0.04	
3/12/2019	<0.04	
9/9/2019	<0.04	
3/4/2020	<0.04	
9/9/2020	<0.04	
2/26/2021	<0.04	
8/3/2021	<0.04	
1/27/2022	<0.04	
8/9/2022	<0.04	
2/9/2023	<0.04	
8/4/2023	<0.04	
2/14/2024	<0.04	
7/31/2024	<0.04	
2/20/2025	<0.04	
8/27/2025		<0.04
2/12/2026		<0.04

ND substitution: RL or RL/2 if <15% NDs.

Prediction Limit

Constituent: Boron (mg/L) Analysis Run 5/1/2026 5:08 PM View: Appendix III Intrawell

Plant Bowen Client: Southern Company Data: Bowen LF 3-8

	GWC-20R	GWC-20R
3/8/2016	<0.04	
5/9/2016	<0.04	
7/14/2016	<0.04	
9/12/2016	<0.04	
10/31/2016	0.007 (J)	
1/12/2017	<0.04	
3/22/2017	<0.04	
5/22/2017	0.0078 (J)	
9/19/2017	<0.04	
3/14/2018	<0.04	
9/10/2018	<0.04	
3/12/2019	0.0045 (J)	
9/6/2019	<0.04	
3/5/2020	<0.04	
9/4/2020	<0.04	
3/9/2021	<0.04	
8/2/2021	<0.04	
1/27/2022	<0.04	
8/9/2022	<0.04	
2/10/2023	<0.04	
8/3/2023	<0.04	
2/15/2024	<0.04	
8/1/2024	<0.04	
2/20/2025	<0.04	
8/26/2025		<0.04
2/12/2026		<0.04

ND substitution: RL or RL/2 if <15% NDs.

Prediction Limit

Constituent: Boron (mg/L) Analysis Run 5/1/2026 5:08 PM View: Appendix III Intrawell

Plant Bowen Client: Southern Company Data: Bowen LF 3-8

	GWC-21R	GWC-21R
3/8/2016	<0.04	
5/9/2016	<0.04	
7/15/2016	<0.04	
9/9/2016	<0.04	
10/27/2016	0.0103 (J)	
1/12/2017	<0.04	
3/21/2017	<0.04	
5/23/2017	0.0066 (J)	
9/19/2017	<0.04	
3/14/2018	0.0053 (J)	
9/10/2018	<0.04	
3/11/2019	0.005 (J)	
9/6/2019	<0.04	
3/3/2020	0.0096 (J)	
9/8/2020	0.014 (J)	
3/9/2021	0.015 (J)	
8/2/2021	0.017 (J)	
1/28/2022	0.011 (J)	
8/10/2022	<0.04	
2/9/2023	0.012 (J)	
8/4/2023	<0.04	
2/15/2024	<0.04	
8/2/2024	<0.04	
2/25/2025	<0.04	
8/22/2025		<0.04
2/17/2026		<0.04

ND substitution: RL or RL/2 if <15% NDs.

Prediction Limit

Constituent: Boron (mg/L) Analysis Run 5/1/2026 5:08 PM View: Appendix III Intrawell

Plant Bowen Client: Southern Company Data: Bowen LF 3-8

	GWC-22R	GWC-22R
3/7/2016	<0.04	
5/5/2016	<0.04	
7/14/2016	0.0047 (J)	
9/12/2016	<0.04	
10/27/2016	0.0153 (J)	
1/13/2017	<0.04	
3/20/2017	<0.04	
5/23/2017	<0.04	
9/19/2017	<0.04	
3/13/2018	<0.04	
9/7/2018	<0.04	
3/11/2019	<0.04	
9/5/2019	<0.04	
3/3/2020	0.0066 (J)	
9/8/2020	0.0084 (J)	
3/9/2021	0.0058 (J)	
8/2/2021	<0.04	
1/27/2022	<0.04	
8/10/2022	<0.04	
2/9/2023	<0.04	
8/3/2023	<0.04	
2/15/2024	<0.04	
7/31/2024	<0.04	
2/20/2025	<0.04	
8/26/2025		<0.04
2/13/2026		0.0082 (J)

ND substitution: RL or RL/2 if <15% NDs.

Prediction Limit

Constituent: Boron (mg/L) Analysis Run 5/1/2026 5:08 PM View: Appendix III Intrawell

Plant Bowen Client: Southern Company Data: Bowen LF 3-8

	GWC-23R	GWC-23R
3/9/2016	<0.04	
5/6/2016	0.0271 (J)	
7/15/2016	0.0055 (J)	
9/14/2016	0.0094 (J)	
11/1/2016	0.008 (J)	
1/25/2017	<0.04	
3/22/2017	<0.04	
5/24/2017	0.0133 (J)	
9/21/2017	0.0064 (J)	
3/14/2018	0.0056 (J)	
9/11/2018	<0.04	
3/12/2019	0.0047 (J)	
9/6/2019	<0.04	
3/5/2020	<0.04	
9/9/2020	<0.04	
3/10/2021	<0.04	
7/30/2021	<0.04	
1/28/2022	<0.04	
8/11/2022	<0.04	
2/10/2023	<0.04	
8/3/2023	<0.04	
2/16/2024	<0.04	
7/31/2024	<0.04	
2/25/2025	<0.04	
8/21/2025		<0.04
2/13/2026		<0.04

ND substitution: RL or RL/2 if <15% NDs.

Prediction Limit

Constituent: Boron (mg/L) Analysis Run 5/1/2026 5:08 PM View: Appendix III Intrawell

Plant Bowen Client: Southern Company Data: Bowen LF 3-8

	GWC-24R	GWC-24R
3/4/2016	<0.04	
5/5/2016	<0.04	
7/12/2016	0.005 (J)	
9/13/2016	<0.04	
10/27/2016	0.0093 (J)	
1/13/2017	<0.04	
3/20/2017	<0.04	
5/19/2017	<0.04	
9/19/2017	<0.04	
3/13/2018	0.0042 (J)	
9/11/2018	<0.04	
3/8/2019	<0.04	
9/5/2019	<0.04	
3/3/2020	<0.04	
9/9/2020	<0.04	
3/9/2021	<0.04	
7/29/2021	<0.04	
1/28/2022	<0.04	
8/9/2022	<0.04	
2/9/2023	<0.04	
8/3/2023	<0.04	
2/15/2024	<0.04	
7/31/2024	<0.04	
2/24/2025	<0.04	
8/26/2025		<0.04
2/12/2026		<0.04

ND substitution: RL or RL/2 if <15% NDs.

Prediction Limit

Constituent: Boron (mg/L) Analysis Run 5/1/2026 5:08 PM View: Appendix III Intrawell

Plant Bowen Client: Southern Company Data: Bowen LF 3-8

	GWC-25R	GWC-25R
3/8/2016	<0.04	
5/4/2016	<0.04	
7/18/2016	<0.04	
9/13/2016	<0.04	
10/27/2016	0.0162 (J)	
1/13/2017	<0.04	
3/16/2017	<0.04	
5/19/2017	<0.04	
9/19/2017	<0.04	
3/13/2018	<0.04	
9/11/2018	<0.04	
3/8/2019	<0.04	
9/5/2019	<0.04	
3/3/2020	<0.04	
9/4/2020	<0.04	
3/9/2021	<0.04	
8/2/2021	<0.04	
1/27/2022	<0.04	
8/9/2022	<0.04	
2/9/2023	<0.04	
8/3/2023	<0.04	
2/16/2024	<0.04	
7/31/2024	<0.04	
2/25/2025	<0.04	
8/18/2025		<0.04
2/13/2026		<0.04

ND substitution: RL or RL/2 if <15% NDs.

Prediction Limit

Constituent: Boron (mg/L) Analysis Run 5/1/2026 5:08 PM View: Appendix III Intrawell

Plant Bowen Client: Southern Company Data: Bowen LF 3-8

	GWC-26	GWC-26
6/20/2023	0.023 (J)	
8/7/2023	0.014 (J)	
10/12/2023	0.017 (J)	
12/12/2023	0.012 (J)	
2/29/2024	0.071	
4/23/2024	0.026 (J)	
6/12/2024	0.019 (J)	
8/27/2024	0.026 (J)	
3/4/2025	0.043	
8/15/2025		0.016 (J)
2/24/2026		0.023 (J)

Prediction Limit

Constituent: Boron (mg/L) Analysis Run 5/1/2026 5:08 PM View: Appendix III Intrawell

Plant Bowen Client: Southern Company Data: Bowen LF 3-8

	GWC-27	GWC-27
6/23/2023	<0.04	
8/7/2023	0.012 (J)	
10/12/2023	<0.04	
12/12/2023	<0.04	
2/29/2024	<0.04	
4/23/2024	<0.04	
6/12/2024	<0.04	
8/26/2024	0.012 (J)	
3/4/2025	0.0097 (J)	
8/20/2025		<0.04
3/2/2026		0.0098 (J)

ND substitution: RL or RL/2 if <15% NDs.

Prediction Limit

Constituent: Boron (mg/L) Analysis Run 5/1/2026 5:08 PM View: Appendix III Intrawell

Plant Bowen Client: Southern Company Data: Bowen LF 3-8

	GWC-27R	GWC-27R
6/23/2023	<0.04	
8/7/2023	0.014 (J)	
10/12/2023	<0.04	
12/12/2023	<0.04	
2/29/2024	<0.04	
4/23/2024	<0.04	
6/13/2024	<0.04	
8/26/2024	<0.04	
3/4/2025	<0.04	
8/18/2025		<0.04
3/2/2026		<0.04

ND substitution: RL or RL/2 if <15% NDs.

Prediction Limit

Constituent: Boron (mg/L) Analysis Run 5/1/2026 5:08 PM View: Appendix III Intrawell

Plant Bowen Client: Southern Company Data: Bowen LF 3-8

	GWC-28	GWC-28
6/20/2023	0.01 (J)	
8/8/2023	<0.04	
10/12/2023	<0.04	
12/12/2023	<0.04	
3/4/2024	<0.04	
4/24/2024	<0.04	
6/12/2024	<0.04	
8/27/2024	<0.04	
3/6/2025	0.0077 (J)	
8/19/2025		<0.04
3/2/2026		<0.04

ND substitution: RL or RL/2 if <15% NDs.

Prediction Limit

Constituent: Boron (mg/L) Analysis Run 5/1/2026 5:08 PM View: Appendix III Intrawell

Plant Bowen Client: Southern Company Data: Bowen LF 3-8

	GWC-29	GWC-29
6/26/2023	<0.04	
8/7/2023	<0.04	
10/11/2023	<0.04	
12/12/2023	<0.04	
2/29/2024	<0.04	
4/23/2024	<0.04	
6/11/2024	<0.04	
8/26/2024	<0.04	
3/5/2025	<0.04	
8/18/2025		<0.04
2/26/2026		<0.04

ND substitution: RL or RL/2 if <15% NDs.

Prediction Limit

Constituent: Boron (mg/L) Analysis Run 5/1/2026 5:08 PM View: Appendix III Intrawell

Plant Bowen Client: Southern Company Data: Bowen LF 3-8

	GWC-29R	GWC-29R
6/27/2023	<0.04	
8/10/2023	0.012 (J)	
10/13/2023	<0.04	
12/13/2023	<0.04	
3/1/2024	<0.04	
4/24/2024	<0.04	
6/12/2024	<0.04	
8/27/2024	<0.04	
3/6/2025	<0.04	
8/19/2025		<0.04
2/26/2026		<0.04

ND substitution: RL or RL/2 if <15% NDs.

Prediction Limit

Constituent: Boron (mg/L) Analysis Run 5/1/2026 5:08 PM View: Appendix III Intrawell

Plant Bowen Client: Southern Company Data: Bowen LF 3-8

	GWC-30	GWC-30
6/27/2023	<0.04	
8/9/2023	<0.04	
10/13/2023	<0.04	
12/13/2023	<0.04	
3/1/2024	<0.04	
4/24/2024	<0.04	
6/12/2024	<0.04	
8/27/2024	<0.04	
3/5/2025	<0.04	
8/19/2025		<0.04
2/27/2026		<0.04

ND substitution: RL or RL/2 if <15% NDs.

Prediction Limit

Constituent: Boron (mg/L) Analysis Run 5/1/2026 5:08 PM View: Appendix III Intrawell

Plant Bowen Client: Southern Company Data: Bowen LF 3-8

	GWC-31	GWC-31
6/23/2023	<0.04	
8/9/2023	<0.04	
10/11/2023	<0.04	
12/12/2023	<0.04	
3/1/2024	<0.04	
4/23/2024	<0.04	
6/12/2024	<0.04	
8/26/2024	<0.04	
3/5/2025	<0.04	
8/20/2025		<0.04
2/25/2026		<0.04

ND substitution: RL or RL/2 if <15% NDs.

Prediction Limit

Constituent: Boron (mg/L) Analysis Run 5/1/2026 5:08 PM View: Appendix III Intrawell

Plant Bowen Client: Southern Company Data: Bowen LF 3-8

	GWC-31R	GWC-31R
6/23/2023	<0.04	
8/9/2023	<0.04	
10/11/2023	<0.04	
12/12/2023	<0.04	
3/4/2024	<0.04	
4/23/2024	<0.04	
6/11/2024	<0.04	
8/26/2024	<0.04	
3/5/2025	<0.04	
8/19/2025		<0.04
2/27/2026		0.0093 (J)

ND substitution: RL or RL/2 if <15% NDs.

Prediction Limit

Constituent: Boron (mg/L) Analysis Run 5/1/2026 5:08 PM View: Appendix III Intrawell

Plant Bowen Client: Southern Company Data: Bowen LF 3-8

	GWC-32	GWC-32
6/26/2023	<0.04	
8/9/2023	<0.04	
10/13/2023	<0.04	
12/13/2023	<0.04	
2/29/2024	<0.04	
4/24/2024	<0.04	
6/12/2024	<0.04	
8/27/2024	<0.04	
3/6/2025	0.0064 (J)	
8/20/2025		<0.04
3/2/2026		<0.04

ND substitution: RL or RL/2 if <15% NDs.

Prediction Limit

Constituent: Boron (mg/L) Analysis Run 5/1/2026 5:08 PM View: Appendix III Intrawell

Plant Bowen Client: Southern Company Data: Bowen LF 3-8

	GWC-33R	GWC-33R
6/21/2023	<0.04	
8/8/2023	<0.04	
10/11/2023	<0.04	
12/13/2023	<0.04	
3/4/2024	<0.04	
4/23/2024	<0.04	
6/13/2024	<0.04	
8/27/2024	<0.04	
3/5/2025	<0.04	
8/19/2025		<0.04
3/3/2026		<0.04

ND substitution: RL or RL/2 if <15% NDs.

Prediction Limit

Constituent: Boron (mg/L) Analysis Run 5/1/2026 5:08 PM View: Appendix III Intrawell

Plant Bowen Client: Southern Company Data: Bowen LF 3-8

	GWC-34	GWC-34
6/21/2023	<0.04	
8/7/2023	<0.04	
10/10/2023	<0.04	
12/13/2023	<0.04	
2/29/2024	<0.04	
4/24/2024	<0.04	
6/13/2024	<0.04	
8/28/2024	<0.04	
9/4/2025		<0.04
3/2/2026		<0.04

ND substitution: RL or RL/2 if <15% NDs.

Prediction Limit

Constituent: Boron (mg/L) Analysis Run 5/1/2026 5:08 PM View: Appendix III Intrawell

Plant Bowen Client: Southern Company Data: Bowen LF 3-8

	GWC-34R	GWC-34R
6/21/2023	<0.04	
8/7/2023	<0.04	
10/10/2023	<0.04	
12/13/2023	<0.04	
2/29/2024	<0.04	
4/24/2024	<0.04	
6/13/2024	<0.04	
8/28/2024	<0.04	
9/4/2025		<0.04
3/2/2026		<0.04

ND substitution: RL or RL/2 if <15% NDs.

Prediction Limit

Constituent: Boron (mg/L) Analysis Run 5/1/2026 5:08 PM View: Appendix III Intrawell

Plant Bowen Client: Southern Company Data: Bowen LF 3-8

	GWC-35	GWC-35
6/28/2023	0.01 (J)	
8/10/2023	0.017 (J)	
10/11/2023	<0.04	
12/13/2023	<0.04	
2/29/2024	<0.04	
4/24/2024	<0.04	
6/13/2024	<0.04	
8/27/2024	<0.04	
3/5/2025	0.012 (J)	
8/15/2025		0.015 (J)
2/24/2026		0.0089 (J)

ND substitution: RL or RL/2 if <15% NDs.

Prediction Limit

Constituent: Boron (mg/L) Analysis Run 5/1/2026 5:08 PM View: Appendix III Intrawell

Plant Bowen Client: Southern Company Data: Bowen LF 3-8

	GWC-36A	GWC-36A
4/6/2022	0.032 (J)	
8/8/2022	0.023 (J)	
2/8/2023	0.028 (J)	
8/2/2023	0.0091 (J)	
2/13/2024	0.034 (J)	
7/30/2024	0.021 (J)	
2/19/2025	0.023 (J)	
8/21/2025		0.008 (J)
2/12/2026		0.025 (J)

Prediction Limit

Constituent: Boron (mg/L) Analysis Run 5/1/2026 5:08 PM View: Appendix III Intrawell

Plant Bowen Client: Southern Company Data: Bowen LF 3-8

	GWC-36RA	GWC-36RA
3/1/2016	<0.04	
5/2/2016	<0.04	
7/6/2016	0.0059 (J)	
9/7/2016	<0.04	
10/25/2016	0.0077 (J)	
1/5/2017	0.0074 (J)	
3/14/2017	0.0062 (J)	
5/16/2017	<0.04	
9/15/2017	<0.04	
3/12/2018	0.0082 (J)	
9/6/2018	<0.04	
3/7/2019	0.0049 (J)	
9/4/2019	<0.04	
3/2/2020	0.014 (J)	
9/14/2020	0.0065 (J)	
3/26/2021	0.019 (J)	
7/27/2021	0.013 (J)	
1/26/2022	0.012 (J)	
8/8/2022	0.018 (J)	
2/8/2023	0.023 (J)	
8/3/2023	0.018 (J)	
2/13/2024	0.026 (J)	
7/30/2024	0.014 (J)	
2/19/2025	0.019 (J)	
8/21/2025		<0.04
2/12/2026		0.015 (J)

ND substitution: RL or RL/2 if <15% NDs.

Prediction Limit

Constituent: Boron (mg/L) Analysis Run 5/1/2026 5:08 PM View: Appendix III Intrawell

Plant Bowen Client: Southern Company Data: Bowen LF 3-8

	GWC-37	GWC-37
3/1/2016	<0.04	
5/3/2016	<0.04	
7/8/2016	0.0067 (J)	
9/7/2016	0.0084 (J)	
10/25/2016	0.0089 (J)	
1/6/2017	<0.04	
3/14/2017	<0.04	
5/16/2017	<0.04	
9/15/2017	<0.04	
3/12/2018	0.004 (J)	
9/6/2018	<0.04	
3/6/2019	<0.04	
9/4/2019	<0.04	
3/2/2020	0.0052 (J)	
9/3/2020	<0.04	
2/24/2021	<0.04	
7/28/2021	<0.04	
1/26/2022	<0.04	
8/8/2022	<0.04	
2/8/2023	<0.04	
8/2/2023	<0.04	
2/13/2024	<0.04	
7/30/2024	<0.04	
2/19/2025	<0.04	
8/27/2025		<0.04
2/12/2026		0.0074 (J)

ND substitution: RL or RL/2 if <15% NDs.

Prediction Limit

Constituent: Boron (mg/L) Analysis Run 5/1/2026 5:08 PM View: Appendix III Intrawell

Plant Bowen Client: Southern Company Data: Bowen LF 3-8

	GWC-38	GWC-38
3/2/2016	<0.04	
5/3/2016	<0.04	
7/7/2016	<0.04	
9/8/2016	<0.04	
10/25/2016	<0.04	
2/9/2017	<0.04	
3/23/2017	<0.04	
5/17/2017	<0.04	
9/19/2017	<0.04	
3/13/2018	<0.04	
9/6/2018	<0.04	
3/7/2019	<0.04	
9/4/2019	<0.04	
3/2/2020	<0.04	
9/3/2020	<0.04	
2/24/2021	<0.04	
7/28/2021	<0.04	
1/25/2022	<0.04	
8/5/2022	0.009 (J)	
2/8/2023	<0.04	
8/2/2023	<0.04	
2/13/2024	<0.04	
7/30/2024	<0.04	
2/19/2025	<0.04	
8/21/2025		<0.04
2/12/2026		<0.04

ND substitution: RL or RL/2 if <15% NDs.

Prediction Limit

Constituent: Boron (mg/L) Analysis Run 5/1/2026 5:08 PM View: Appendix III Intrawell

Plant Bowen Client: Southern Company Data: Bowen LF 3-8

	GWC-57	GWC-57
6/21/2023	<0.04	
8/8/2023	<0.04	
10/10/2023	<0.04	
12/13/2023	<0.04	
3/4/2024	0.014 (J)	
4/24/2024	<0.04	
6/13/2024	<0.04	
8/27/2024	<0.04	
3/4/2025	<0.04	
8/15/2025		0.007 (J)
3/2/2026		<0.04

ND substitution: RL or RL/2 if <15% NDs.

Prediction Limit

Constituent: Calcium (mg/L) Analysis Run 5/1/2026 5:08 PM View: Appendix III Intrawell

Plant Bowen Client: Southern Company Data: Bowen LF 3-8

	GWA-1	GWA-1
3/22/2016	32.6	
5/19/2016	33.4	
7/29/2016	26	
9/23/2016	28.8	
11/9/2016	27.9	
1/30/2017	29.2	
3/30/2017	30	
6/9/2017	30.9	
10/2/2017	31.5	
3/16/2018	28.5	
9/17/2018	30.8	
3/20/2019	30.1	
9/12/2019	31.9	
3/11/2020	31.8	
9/15/2020	30.8	
3/16/2021	34.6	
8/9/2021	32	
2/1/2022	34.1	
8/16/2022	34	
2/16/2023	33.3	
7/27/2023	29.1	
2/22/2024	31.8	
8/7/2024	31.6	
2/27/2025	33.4	
9/2/2025		35
2/18/2026		33.8 (M1)

Prediction Limit

Constituent: Calcium (mg/L) Analysis Run 5/1/2026 5:08 PM View: Appendix III Intrawell

Plant Bowen Client: Southern Company Data: Bowen LF 3-8

	GWA-2	GWA-2
3/23/2016	54.1	
5/20/2016	23.9	
7/29/2016	25.3	
9/23/2016	26.6	
11/9/2016	16.1	
1/31/2017	5.68	
3/30/2017	25.2	
6/12/2017	34.2	
10/2/2017	1.69	
3/19/2018	63	
9/14/2018	2.4	
3/20/2019	4.3	
9/12/2019	1.8	
3/11/2020	66.6	
9/15/2020	18.4	
3/17/2021	40.4	
8/9/2021	41	
2/1/2022	48	
8/16/2022	39.5	
2/16/2023	60.5	
7/27/2023	23.3	
2/22/2024	45.6	
8/7/2024	32.3	
2/27/2025	41.7	
9/2/2025		35.4
2/18/2026		34.4

Prediction Limit

Constituent: Calcium (mg/L) Analysis Run 5/1/2026 5:08 PM View: Appendix III Intrawell

Plant Bowen Client: Southern Company Data: Bowen LF 3-8

	GWA-2R	GWA-2R
3/23/2016	46.5	
5/19/2016	24.6	
7/29/2016	14.9	
9/22/2016	15	
11/10/2016	12.6	
1/31/2017	16.5	
4/3/2017	16.6	
6/9/2017	17.8	
10/2/2017	20.6	
3/16/2018	33	
9/14/2018	22.8 (J)	
3/19/2019	59.2	
9/13/2019	27	
3/11/2020	46.8	
9/15/2020	21.4	
3/16/2021	26.7	
8/9/2021	31.5	
2/1/2022	34.1	
8/16/2022	37.9	
2/16/2023	51.6	
7/27/2023	28	
2/26/2024	30.6	
8/6/2024	25.5	
2/27/2025	66.7	
9/2/2025		25.2
2/18/2026		23.4

Prediction Limit

Constituent: Calcium (mg/L) Analysis Run 5/1/2026 5:08 PM View: Appendix III Intrawell

Plant Bowen Client: Southern Company Data: Bowen LF 3-8

	GWA-3A	GWA-3A
3/23/2016	2.05	
5/23/2016	1.29	
7/29/2016	1.29	
9/22/2016	1.51	
11/10/2016	1.54	
1/31/2017	1.34	
3/30/2017	1.31	
6/12/2017	1.4	
10/4/2017	1.13	
3/19/2018	1.2	
9/17/2018	0.95	
3/20/2019	0.96	
9/13/2019	0.94	
3/11/2020	1	
3/29/2021	19	
8/9/2021	19.4	
2/2/2022	22.6	
8/16/2022	22.2	
2/17/2023	22.4	
8/1/2023	22.6	
2/22/2024	22.9	
8/8/2024	23	
2/26/2025	19.9	
9/2/2025		22.5
2/17/2026		24.1

Prediction Limit

Constituent: Calcium (mg/L) Analysis Run 5/1/2026 5:08 PM View: Appendix III Intrawell

Plant Bowen Client: Southern Company Data: Bowen LF 3-8

	GWA-4RZ	GWA-4RZ
2/22/2017	54.7	
4/7/2017	46.8	
6/14/2017	52.4	
7/12/2017	51.1	
7/20/2017	47.5	
7/28/2017	44	
8/9/2017	48.3	
8/24/2017	41.9	
10/3/2017	47.7	
3/21/2018	47.5	
9/18/2018	48.1	
3/21/2019	49.9	
9/13/2019	49.9	
3/12/2020	54.2	
9/17/2020	48.4	
3/16/2021	53.7	
8/10/2021	56.5	
2/3/2022	57.7	
8/17/2022	54.7	
2/17/2023	59.4	
7/28/2023	43	
2/27/2024	63.1	
8/8/2024	56.4	
2/28/2025	56.6	
9/3/2025		55.3
2/18/2026		60.4

Prediction Limit

Constituent: Calcium (mg/L) Analysis Run 5/1/2026 5:08 PM View: Appendix III Intrawell

Plant Bowen Client: Southern Company Data: Bowen LF 3-8

	GWA-39RZ	GWA-39RZ
2/21/2017	31.7	
3/27/2017	31.9	
6/8/2017	35	
7/17/2017	35.9	
7/27/2017	34.9	
8/9/2017	33.7	
9/29/2017	33.4	
3/16/2018	32.6	
9/14/2018	29.2	
3/14/2019	33	
9/11/2019	33.8	
3/9/2020	35.6	
9/16/2020	34.9	
3/16/2021	32.4	
8/6/2021	33	
2/2/2022	32.6	
8/16/2022	32	
2/14/2023	31.4	
7/25/2023	35.7	
2/19/2024	34.8	
8/1/2024	33.9	
2/26/2025	35.4	
8/28/2025		33.4
2/18/2026		37

Prediction Limit

Constituent: Calcium (mg/L) Analysis Run 5/1/2026 5:08 PM View: Appendix III Intrawell

Plant Bowen Client: Southern Company Data: Bowen LF 3-8

	GWA-39Z	GWA-39Z
3/14/2016	20	
5/11/2016	9.76	
7/19/2016	3.04	
9/15/2016	4.78	
11/2/2016	2.46	
1/18/2017	5.46	
3/28/2017	13	
6/7/2017	17	
9/26/2017	24.9	
12/28/2017	17.9	
3/14/2018	26.4	
9/12/2018	25.1	
3/15/2019	20.3 (J)	
9/9/2019	11.3	
3/9/2020	3.2	
9/10/2020	1	
3/12/2021	11	
8/4/2021	10.6	
1/31/2022	12.7	
8/10/2022	8.7	
2/13/2023	12.8	
7/26/2023	12.5	
2/19/2024	10.8	
8/1/2024	11.5	
2/25/2025	17.4	
8/28/2025		11.6
2/18/2026		13

Prediction Limit

Constituent: Calcium (mg/L) Analysis Run 5/1/2026 5:08 PM View: Appendix III Intrawell

Plant Bowen Client: Southern Company Data: Bowen LF 3-8

	GWA-40	GWA-40
3/15/2016	24	
5/11/2016	22.1	
7/21/2016	19.3	
9/15/2016	18.2	
11/3/2016	18.2	
1/17/2017	22	
3/24/2017	21.1	
5/24/2017	23.5	
9/26/2017	24.1	
3/14/2018	25.7	
9/12/2018	18.4 (J)	
3/13/2019	23.8 (J)	
9/9/2019	15.4	
3/9/2020	29.4	
9/11/2020	17.7	
3/10/2021	22.8	
8/4/2021	17.1	
1/31/2022	18.5	
8/12/2022	18.5	
2/13/2023	18.4	
7/26/2023	18	
2/19/2024	22.1	
8/1/2024	19	
2/25/2025	26.3	
8/27/2025		16.7
2/16/2026		18.4

Prediction Limit

Constituent: Calcium (mg/L) Analysis Run 5/1/2026 5:08 PM View: Appendix III Intrawell

Plant Bowen Client: Southern Company Data: Bowen LF 3-8

	GWA-41	GWA-41
3/15/2016	24	
5/12/2016	15.5	
7/20/2016	16.5	
9/15/2016	6.1	
11/3/2016	13.7	
1/18/2017	13.1	
3/24/2017	17.3	
6/6/2017	29.1	
9/25/2017	17.6	
3/14/2018	39.6	
9/12/2018	14.2 (J)	
3/14/2019	22.7 (J)	
9/10/2019	6	
3/6/2020	29.2	
9/10/2020	13.5	
3/11/2021	25.9	
8/4/2021	15.7	
1/31/2022	14.5	
8/11/2022	16.2	
2/13/2023	26.9	
7/25/2023	10.8	
2/19/2024	24.9	
8/1/2024	8.5	
2/25/2025	31.7	
8/28/2025		7.5
2/16/2026		10.6

Prediction Limit

Constituent: Calcium (mg/L) Analysis Run 5/1/2026 5:08 PM View: Appendix III Intrawell

Plant Bowen Client: Southern Company Data: Bowen LF 3-8

	GWA-41R	GWA-41R
3/15/2016	38	
5/13/2016	36	
7/21/2016	33.5	
9/21/2016	31.9	
11/3/2016	28.9	
1/17/2017	31.4	
3/27/2017	31.7	
6/6/2017	42.9	
9/25/2017	29.3	
3/14/2018	41.4	
9/12/2018	29	
3/14/2019	31.9	
9/10/2019	29.6	
3/9/2020	25.5	
9/10/2020	22.9	
3/10/2021	40.3	
8/4/2021	38.5	
1/31/2022	39.3	
8/11/2022	39.7	
2/13/2023	38.6	
7/25/2023	36.7	
2/19/2024	44.9	
8/1/2024	40	
2/25/2025	34	
8/27/2025		37.5
2/16/2026		42.6

Prediction Limit

Constituent: Calcium (mg/L) Analysis Run 5/1/2026 5:08 PM View: Appendix III Intrawell

Plant Bowen Client: Southern Company Data: Bowen LF 3-8

	GWA-42	GWA-42
3/11/2016	31	
5/16/2016	32	
7/22/2016	28.5	
9/19/2016	28.6	
11/3/2016	26.6	
1/17/2017	28.7	
3/27/2017	30.4	
6/7/2017	31.3	
9/26/2017	29.5	
3/14/2018	32.6	
9/14/2018	30.5	
3/14/2019	32	
9/10/2019	34	
3/6/2020	38	
9/10/2020	31.1	
3/11/2021	34.8	
8/4/2021	34	
1/31/2022	37.3	
8/10/2022	40.5	
2/13/2023	35.7	
7/26/2023	35.7	
2/20/2024	39.4	
8/1/2024	36.9	
2/25/2025	38.9	
8/28/2025		40.9
2/16/2026		37.9

Prediction Limit

Constituent: Calcium (mg/L) Analysis Run 5/1/2026 5:08 PM View: Appendix III Intrawell

Plant Bowen Client: Southern Company Data: Bowen LF 3-8

	GWA-43	GWA-43
3/11/2016	13	
5/13/2016	18.7 (O)	
7/19/2016	12	
9/16/2016	8.48	
11/2/2016	11.4	
1/18/2017	6.81	
3/28/2017	5.61	
6/6/2017	4.99	
9/22/2017	4.24	
3/14/2018	3.6	
9/12/2018	3.7	
3/13/2019	2.9	
9/11/2019	3.2	
3/9/2020	2.6	
9/11/2020	9	
3/11/2021	2.1	
8/6/2021	4	
1/31/2022	2.2	
8/11/2022	4.8	
2/14/2023	2.2	
7/25/2023	2.2	
2/20/2024	2	
8/2/2024	2	
2/25/2025	1.6	
8/28/2025		1.8
2/16/2026		2.3

Prediction Limit

Constituent: Calcium (mg/L) Analysis Run 5/1/2026 5:08 PM View: Appendix III Intrawell

Plant Bowen Client: Southern Company Data: Bowen LF 3-8

	GWA-43R	GWA-43R
3/11/2016	30	
5/13/2016	27.8	
7/19/2016	25.3	
9/16/2016	27.5	
11/2/2016	26.2	
1/18/2017	26.6	
3/28/2017	29	
6/6/2017	29.3	
9/22/2017	32.2	
12/28/2017	29	
3/15/2018	28	
9/12/2018	28.7	
3/13/2019	29.2	
9/11/2019	29.5	
3/9/2020	31.7	
9/14/2020	31	
3/11/2021	31.2	
8/5/2021	29	
1/31/2022	30.6	
8/10/2022	33.1	
2/13/2023	28.5	
7/25/2023	34.2	
2/20/2024	31.4	
8/2/2024	32.8	
2/25/2025	23.2	
8/28/2025		36.6
2/16/2026		32.9

Prediction Limit

Constituent: Calcium (mg/L) Analysis Run 5/1/2026 5:08 PM View: Appendix III Intrawell

Plant Bowen Client: Southern Company Data: Bowen LF 3-8

	GWA-50	GWA-50
3/28/2016	3.89	
5/23/2016	2.16	
8/1/2016	1.37	
9/26/2016	1.86	
11/10/2016	1.86	
1/30/2017	2.86	
4/7/2017	2.34	
6/12/2017	1.87	
10/2/2017	2.53	
3/16/2018	1.8	
9/17/2018	2.3	
3/19/2019	4.2	
9/13/2019	1.9	
3/11/2020	1.6	
9/16/2020	1.7	
3/17/2021	1.4	
8/9/2021	1.5	
2/1/2022	1.5	
8/16/2022	1.6	
2/16/2023	1.4	
7/28/2023	1.3	
2/22/2024	1.7	
8/8/2024	1.7	
2/27/2025	1.4	
9/2/2025		1.5
2/17/2026		1.6

Prediction Limit

Constituent: Calcium (mg/L) Analysis Run 5/1/2026 5:08 PM View: Appendix III Intrawell

Plant Bowen Client: Southern Company Data: Bowen LF 3-8

	GWA-50R	GWA-50R
3/28/2016	7.04	
5/25/2016	13.5	
8/1/2016	2.2	
9/26/2016	5.72	
11/11/2016	2.5	
1/30/2017	2.01	
4/3/2017	6.26	
6/12/2017	7.44	
10/2/2017	6.55	
3/16/2018	2.6	
9/18/2018	1.3	
3/19/2019	4.6	
9/12/2019	3.7	
3/11/2020	1.2	
9/15/2020	0.94 (J)	
3/17/2021	5.4	
8/9/2021	1.7	
2/2/2022	0.93 (J)	
8/17/2022	3.8	
2/16/2023	0.81 (J)	
7/28/2023	0.6 (J)	
2/22/2024	0.78 (J)	
8/8/2024	0.72 (J)	
2/28/2025	0.81 (J)	
9/2/2025		0.61
2/17/2026		0.8

Prediction Limit

Constituent: Calcium (mg/L) Analysis Run 5/1/2026 5:08 PM View: Appendix III Intrawell

Plant Bowen Client: Southern Company Data: Bowen LF 3-8

	GWC-16R	GWC-16R
3/3/2016	52	
5/10/2016	57.6	
7/13/2016	49	
9/15/2016	55.4	
11/2/2016	54.8	
1/11/2017	51.6	
3/20/2017	52.5	
5/23/2017	58.7	
9/21/2017	63.8	
3/14/2018	60.6	
9/7/2018	62.4	
3/11/2019	63.8	
9/9/2019	55.7	
3/4/2020	60.6	
9/9/2020	57.1	
3/9/2021	76.4	
7/30/2021	65.5	
1/28/2022	68.5	
8/11/2022	71.6	
2/10/2023	84.6	
8/4/2023	69.8	
2/15/2024	72.1	
7/31/2024	73.1	
2/25/2025	74.7	
8/21/2025		66.6
2/13/2026		84.7

Prediction Limit

Constituent: Calcium (mg/L) Analysis Run 5/1/2026 5:08 PM View: Appendix III Intrawell

Plant Bowen Client: Southern Company Data: Bowen LF 3-8

	GWC-17R	GWC-17R
3/4/2016	69	
5/10/2016	72.9	
7/14/2016	58.2	
9/14/2016	62.2	
11/1/2016	62.5	
1/11/2017	63.9	
3/21/2017	63.8	
5/23/2017	62	
9/22/2017	67.2	
3/14/2018	65.6	
9/11/2018	63.2	
3/12/2019	65.3	
9/10/2019	66.7	
3/5/2020	71.4	
9/9/2020	63.2	
3/10/2021	67.1	
7/30/2021	64.4	
1/28/2022	64.7	
8/11/2022	70.8	
2/10/2023	69.6	
8/3/2023	65.2	
2/15/2024	68.1	
7/31/2024	70.2	
2/25/2025	67.4	
8/22/2025		64.6
2/13/2026		69.5

Prediction Limit

Constituent: Calcium (mg/L) Analysis Run 5/1/2026 5:08 PM View: Appendix III Intrawell

Plant Bowen Client: Southern Company Data: Bowen LF 3-8

	GWC-18	GWC-18
3/7/2016	16	
5/5/2016	17.2	
7/13/2016	12.3	
9/13/2016	17.8	
10/31/2016	6.22	
1/12/2017	16.6	
3/23/2017	19.6	
5/23/2017	21	
9/25/2017	17	
3/14/2018	23.4 (J)	
9/11/2018	18.1 (J)	
3/12/2019	23.2 (J)	
9/9/2019	15.2	
3/6/2020	23.5	
9/9/2020	15.3	
2/26/2021	25.2	
7/29/2021	22	
1/28/2022	19.1	
8/10/2022	18.9	
2/9/2023	26.2	
8/3/2023	16.5	
2/14/2024	27.1	
7/31/2024	17.3	
2/20/2025	23.5	
8/26/2025		16.1
2/12/2026		19.4

Prediction Limit

Constituent: Calcium (mg/L) Analysis Run 5/1/2026 5:08 PM View: Appendix III Intrawell

Plant Bowen Client: Southern Company Data: Bowen LF 3-8

	GWC-18R	GWC-18R
3/7/2016	30	
5/5/2016	29.6	
7/13/2016	27.8	
9/12/2016	29.1	
11/1/2016	26.2	
1/11/2017	25.2	
3/20/2017	29.9	
5/22/2017	28.9	
9/21/2017	30.8	
3/14/2018	27.6	
9/7/2018	29.5	
3/12/2019	28.6	
9/6/2019	27.5	
3/5/2020	32	
9/9/2020	28.5	
2/26/2021	31.9	
7/29/2021	30.5	
1/27/2022	29.3	
8/10/2022	33.6	
2/9/2023	31.2	
8/4/2023	31.8	
2/14/2024	31.9	
7/31/2024	31.9	
2/19/2025	29.9	
8/22/2025		31.2
2/12/2026		30.3

Prediction Limit

Constituent: Calcium (mg/L) Analysis Run 5/1/2026 5:08 PM View: Appendix III Intrawell

Plant Bowen Client: Southern Company Data: Bowen LF 3-8

	GWC-19R	GWC-19R
3/7/2016	30	
5/9/2016	32.6	
7/14/2016	25.6	
9/12/2016	29.6	
10/31/2016	26.5	
1/11/2017	28.5	
3/21/2017	29.1	
5/22/2017	28.2	
9/20/2017	32.1	
3/14/2018	30.7	
9/10/2018	30.7	
3/12/2019	31.1	
9/9/2019	29.6	
3/4/2020	34	
9/9/2020	30.5	
2/26/2021	33.3	
8/3/2021	33	
1/27/2022	33.2	
8/9/2022	34.6	
2/9/2023	33.7	
8/4/2023	31.1	
2/14/2024	34.8	
7/31/2024	34.2	
2/20/2025	32	
8/27/2025		29.7
2/12/2026		30.4

Prediction Limit

Constituent: Calcium (mg/L) Analysis Run 5/1/2026 5:08 PM View: Appendix III Intrawell

Plant Bowen Client: Southern Company Data: Bowen LF 3-8

	GWC-20R	GWC-20R
3/8/2016	40	
5/9/2016	43.8	
7/14/2016	36	
9/12/2016	42.1	
10/31/2016	43.4	
1/12/2017	39.1	
3/22/2017	37	
5/22/2017	36.8	
9/19/2017	37.7	
3/14/2018	35.9	
9/10/2018	31.6	
3/12/2019	35.2	
9/6/2019	31.1	
3/5/2020	38.9	
9/4/2020	40.2	
3/9/2021	35.8	
8/2/2021	34.7	
1/27/2022	36.2	
8/9/2022	38.7	
2/10/2023	38.4	
8/3/2023	41.9	
2/15/2024	39.2	
8/1/2024	46.1	
2/20/2025	39.7	
8/26/2025		43.7
2/12/2026		46.9

Prediction Limit

Constituent: Calcium (mg/L) Analysis Run 5/1/2026 5:08 PM View: Appendix III Intrawell

Plant Bowen Client: Southern Company Data: Bowen LF 3-8

	GWC-21R	GWC-21R
3/8/2016	63	
5/9/2016	50.8	
7/15/2016	48.2	
9/9/2016	56.9	
10/27/2016	57.9	
1/12/2017	60.5	
3/21/2017	63.7	
5/23/2017	60	
9/19/2017	58.9	
3/14/2018	65.6	
9/10/2018	61.7	
3/11/2019	67.1	
9/6/2019	57.8	
3/3/2020	70.2	
9/8/2020	61.9	
3/9/2021	64.1	
8/2/2021	59.3	
1/28/2022	60	
8/10/2022	67.7	
2/9/2023	68.2	
8/4/2023	68.8	
2/15/2024	65.6	
8/2/2024	69.8	
2/25/2025	53.8	
8/22/2025		61.6
2/17/2026		68.6

Prediction Limit

Constituent: Calcium (mg/L) Analysis Run 5/1/2026 5:08 PM View: Appendix III Intrawell

Plant Bowen Client: Southern Company Data: Bowen LF 3-8

	GWC-22R	GWC-22R
3/7/2016	32	
5/5/2016	32.2	
7/14/2016	26.8	
9/12/2016	31.1	
10/27/2016	29.2	
1/13/2017	30	
3/20/2017	32	
5/23/2017	27.5	
9/19/2017	30.3	
3/13/2018	32.1	
9/7/2018	32.7	
3/11/2019	33.9	
9/5/2019	31.8	
3/3/2020	37.2	
9/8/2020	34.7	
3/9/2021	35.7	
8/2/2021	34.1	
1/27/2022	36.9	
8/10/2022	36	
2/9/2023	37	
8/3/2023	33.6	
2/15/2024	34.2	
7/31/2024	33.1	
2/20/2025	33.4	
8/26/2025		32.9
2/13/2026		35.3

Prediction Limit

Constituent: Calcium (mg/L) Analysis Run 5/1/2026 5:08 PM View: Appendix III Intrawell

Plant Bowen Client: Southern Company Data: Bowen LF 3-8

	GWC-23R	GWC-23R
3/9/2016	55	
5/6/2016	62.4	
7/15/2016	49.5	
9/14/2016	54.4	
11/1/2016	52.8	
1/25/2017	57.2	
3/22/2017	58.1	
5/24/2017	64	
9/21/2017	61.1	
3/14/2018	59.9	
9/11/2018	60.2	
3/12/2019	61.6	
9/6/2019	55.9	
3/5/2020	63.7	
9/9/2020	57.6	
3/10/2021	62.2	
7/30/2021	58.7	
1/28/2022	64.9	
8/11/2022	67	
2/10/2023	68.7	
8/3/2023	65.2	
2/16/2024	74.2	
7/31/2024	74.6	
2/25/2025	64.6	
8/21/2025		63
2/13/2026		77.1

Prediction Limit

Constituent: Calcium (mg/L) Analysis Run 5/1/2026 5:08 PM View: Appendix III Intrawell

Plant Bowen Client: Southern Company Data: Bowen LF 3-8

	GWC-24R	GWC-24R
3/4/2016	32	
5/5/2016	34.6	
7/12/2016	29.6	
9/13/2016	31.1	
10/27/2016	32.8	
1/13/2017	34	
3/20/2017	33.4	
5/19/2017	33.2	
9/19/2017	29.5	
3/13/2018	30.8	
9/11/2018	29.1	
3/8/2019	28.8	
9/5/2019	30.6	
3/3/2020	33.3	
9/9/2020	31.5	
3/9/2021	33.2	
7/29/2021	32.6	
1/28/2022	34.4	
8/9/2022	33.8	
2/9/2023	32.8	
8/3/2023	31.7	
2/15/2024	31.1	
7/31/2024	33.2	
2/24/2025	30.7	
8/26/2025		29.6
2/12/2026		31.7

Prediction Limit

Constituent: Calcium (mg/L) Analysis Run 5/1/2026 5:08 PM View: Appendix III Intrawell

Plant Bowen Client: Southern Company Data: Bowen LF 3-8

	GWC-25R	GWC-25R
3/8/2016	34	
5/4/2016	36	
7/18/2016	31.7	
9/13/2016	32.5	
10/27/2016	30.9	
1/13/2017	31.2	
3/16/2017	29	
5/19/2017	33.9	
9/19/2017	31.3	
3/13/2018	33.3	
9/11/2018	30.9	
3/8/2019	33.1	
9/5/2019	34.6	
3/3/2020	37.6	
9/4/2020	36.6	
3/9/2021	36.4	
8/2/2021	35.4	
1/27/2022	34.4	
8/9/2022	37.1	
2/9/2023	35.6	
8/3/2023	34.3	
2/16/2024	34.6	
7/31/2024	33.9	
2/25/2025	31.8	
8/18/2025		32.6
2/13/2026		34.4

Prediction Limit

Constituent: Calcium (mg/L) Analysis Run 5/1/2026 5:08 PM View: Appendix III Intrawell

Plant Bowen Client: Southern Company Data: Bowen LF 3-8

	GWC-26	GWC-26
6/20/2023	43.7	
8/7/2023	39.3	
10/12/2023	36.7	
12/12/2023	37.4	
2/29/2024	78.7 (o)	
4/23/2024	41.8	
6/12/2024	39.4	
8/27/2024	42	
3/4/2025	53.8	
8/15/2025		34
2/24/2026		66.1

Prediction Limit

Constituent: Calcium (mg/L) Analysis Run 5/1/2026 5:08 PM View: Appendix III Intrawell

Plant Bowen Client: Southern Company Data: Bowen LF 3-8

	GWC-27	GWC-27
6/23/2023	35.1	
8/7/2023	33	
10/12/2023	34.3	
12/12/2023	34.4	
2/29/2024	36.5	
4/23/2024	34.5	
6/12/2024	33.9	
8/26/2024	36.3	
3/4/2025	36.6	
8/20/2025		35.6
3/2/2026		42.7

Prediction Limit

Constituent: Calcium (mg/L) Analysis Run 5/1/2026 5:08 PM View: Appendix III Intrawell

Plant Bowen Client: Southern Company Data: Bowen LF 3-8

	GWC-27R	GWC-27R
6/23/2023	31	
8/7/2023	29.9	
10/12/2023	29.9	
12/12/2023	30.2	
2/29/2024	30.9	
4/23/2024	30.3	
6/13/2024	28.7	
8/26/2024	31	
3/4/2025	30.6	
8/18/2025		29.9
3/2/2026		31

Prediction Limit

Constituent: Calcium (mg/L) Analysis Run 5/1/2026 5:08 PM View: Appendix III Intrawell

Plant Bowen Client: Southern Company Data: Bowen LF 3-8

	GWC-28	GWC-28
6/20/2023	38.4	
8/8/2023	32.1	
10/12/2023	30.4	
12/12/2023	29.3	
3/4/2024	34	
4/24/2024	32.4	
6/12/2024	28.5	
8/27/2024	26.9	
3/6/2025	22.1	
8/19/2025		21.4
3/2/2026		28.8

Prediction Limit

Constituent: Calcium (mg/L) Analysis Run 5/1/2026 5:08 PM View: Appendix III Intrawell

Plant Bowen Client: Southern Company Data: Bowen LF 3-8

	GWC-29	GWC-29
6/26/2023	23.1	
8/7/2023	28	
10/11/2023	28.1	
12/12/2023	30.2	
2/29/2024	36.6	
4/23/2024	33.2	
6/11/2024	30.7	
8/26/2024	32.6	
3/5/2025	38.8	
8/18/2025		30
2/26/2026		28.6

Prediction Limit

Constituent: Calcium (mg/L) Analysis Run 5/1/2026 5:08 PM View: Appendix III Intrawell

Plant Bowen Client: Southern Company Data: Bowen LF 3-8

	GWC-29R	GWC-29R
6/27/2023	27.1	
8/10/2023	32.2	
10/13/2023	32.3	
12/13/2023	32.7	
3/1/2024	34.7	
4/24/2024	31.3	
6/12/2024	30.2	
8/27/2024	32.5	
3/6/2025	32.5	
8/19/2025		29.4
2/26/2026		34.1

Prediction Limit

Constituent: Calcium (mg/L) Analysis Run 5/1/2026 5:08 PM View: Appendix III Intrawell

Plant Bowen Client: Southern Company Data: Bowen LF 3-8

	GWC-30	GWC-30
6/27/2023	29	
8/9/2023	39.6	
10/13/2023	40.8	
12/13/2023	45.2	
3/1/2024	49.5	
4/24/2024	45	
6/12/2024	41	
8/27/2024	42.7	
3/5/2025	50.4	
8/19/2025		46.1
2/27/2026		50.8

Prediction Limit

Constituent: Calcium (mg/L) Analysis Run 5/1/2026 5:08 PM View: Appendix III Intrawell

Plant Bowen Client: Southern Company Data: Bowen LF 3-8

	GWC-31	GWC-31
6/23/2023	28.7	
8/9/2023	27.9	
10/11/2023	31.1	
12/12/2023	34.1	
3/1/2024	39.5	
4/23/2024	38.4	
6/12/2024	37.5	
8/26/2024	38.4	
3/5/2025	40.7	
8/20/2025		40.9
2/25/2026		41.1

Prediction Limit

Constituent: Calcium (mg/L) Analysis Run 5/1/2026 5:08 PM View: Appendix III Intrawell

Plant Bowen Client: Southern Company Data: Bowen LF 3-8

	GWC-31R	GWC-31R
6/23/2023	35.9	
8/9/2023	36.2	
10/11/2023	37.2	
12/12/2023	35.8	
3/4/2024	39.5	
4/23/2024	35.6	
6/11/2024	35	
8/26/2024	36.9	
3/5/2025	36.2	
8/19/2025		35.8
2/27/2026		38.2

Prediction Limit

Constituent: Calcium (mg/L) Analysis Run 5/1/2026 5:08 PM View: Appendix III Intrawell

Plant Bowen Client: Southern Company Data: Bowen LF 3-8

	GWC-32	GWC-32
6/26/2023	41.2	
8/9/2023	49	
10/13/2023	47.3	
12/13/2023	56	
2/29/2024	50.9	
4/24/2024	51.7	
6/12/2024	45.3	
8/27/2024	47.2	
3/6/2025	49.2	
8/20/2025		48
3/2/2026		52.7

Prediction Limit

Constituent: Calcium (mg/L) Analysis Run 5/1/2026 5:08 PM View: Appendix III Intrawell

Plant Bowen Client: Southern Company Data: Bowen LF 3-8

	GWC-33R	GWC-33R
6/21/2023	30.5	
8/8/2023	28.6	
10/11/2023	29.3	
12/13/2023	29	
3/4/2024	31.8	
4/23/2024	30.7	
6/13/2024	29.7	
8/27/2024	28.6	
3/5/2025	27	
8/19/2025		29.1
3/3/2026		28.8

Prediction Limit

Constituent: Calcium (mg/L) Analysis Run 5/1/2026 5:08 PM View: Appendix III Intrawell

Plant Bowen Client: Southern Company Data: Bowen LF 3-8

	GWC-34	GWC-34
6/21/2023	18.6	
8/7/2023	17.8	
10/10/2023	20	
12/13/2023	23.5	
2/29/2024	21.1	
4/24/2024	19.6	
6/13/2024	19.7	
8/28/2024	17.5	
9/4/2025		16.5
3/2/2026		19.7

Prediction Limit

Constituent: Calcium (mg/L) Analysis Run 5/1/2026 5:08 PM View: Appendix III Intrawell

Plant Bowen Client: Southern Company Data: Bowen LF 3-8

	GWC-34R	GWC-34R
6/21/2023	43.7	
8/7/2023	36.1	
10/10/2023	40	
12/13/2023	40.7	
2/29/2024	42.7	
4/24/2024	41.5	
6/13/2024	40.8	
8/28/2024	38.3	
9/4/2025		42.8
3/2/2026		44.7

Prediction Limit

Constituent: Calcium (mg/L) Analysis Run 5/1/2026 5:08 PM View: Appendix III Intrawell

Plant Bowen Client: Southern Company Data: Bowen LF 3-8

	GWC-35	GWC-35
6/28/2023	50.7	
8/10/2023	45.5	
10/11/2023	44.8	
12/13/2023	43.8	
2/29/2024	52.1	
4/24/2024	49.2	
6/13/2024	49.6	
8/27/2024	46.3	
3/5/2025	55.7	
8/15/2025		47.2
2/24/2026		51.3

Prediction Limit

Constituent: Calcium (mg/L) Analysis Run 5/1/2026 5:08 PM View: Appendix III Intrawell

Plant Bowen Client: Southern Company Data: Bowen LF 3-8

	GWC-36A	GWC-36A
4/6/2022	48.7	
8/8/2022	53.1	
2/8/2023	51.6	
8/2/2023	40.7	
2/13/2024	52	
7/30/2024	52.1	
2/19/2025	48.7	
8/21/2025		38
2/12/2026		41.6

Prediction Limit

Constituent: Calcium (mg/L) Analysis Run 5/1/2026 5:08 PM View: Appendix III Intrawell

Plant Bowen Client: Southern Company Data: Bowen LF 3-8

	GWC-36RA	GWC-36RA
3/1/2016	32	
5/2/2016	30	
7/6/2016	29.2	
9/7/2016	28.4	
10/25/2016	30.8	
1/5/2017	32.6	
3/14/2017	29.1	
5/16/2017	28.5	
9/15/2017	29.1	
3/12/2018	30.6	
9/6/2018	26.1	
3/7/2019	28	
9/4/2019	27.9	
3/2/2020	35.2	
9/14/2020	32.4	
3/26/2021	30.1	
7/27/2021	35.7	
1/26/2022	41	
8/8/2022	54.8	
2/8/2023	54.1	
8/3/2023	40.8	
2/13/2024	54.5	
7/30/2024	50.4	
2/19/2025	51.1	
8/21/2025		35.7
2/12/2026		42.1

Prediction Limit

Constituent: Calcium (mg/L) Analysis Run 5/1/2026 5:08 PM View: Appendix III Intrawell

Plant Bowen Client: Southern Company Data: Bowen LF 3-8

	GWC-37	GWC-37
3/1/2016	0.98	
5/3/2016	1.12	
7/8/2016	1	
9/7/2016	0.858	
10/25/2016	0.859	
1/6/2017	1	
3/14/2017	0.844	
5/16/2017	0.922	
9/15/2017	0.85	
3/12/2018	0.81	
9/6/2018	0.79	
3/6/2019	0.78	
9/4/2019	0.76	
3/2/2020	0.77 (J)	
9/3/2020	0.73 (J)	
2/24/2021	0.71 (J)	
7/28/2021	0.75 (J)	
1/26/2022	0.7 (J)	
8/8/2022	0.74 (J)	
2/8/2023	0.7 (J)	
8/2/2023	0.64 (J)	
2/13/2024	0.72 (J)	
7/30/2024	0.73 (J)	
2/19/2025	0.7 (J)	
8/27/2025		0.62
2/12/2026		0.69

Prediction Limit

Constituent: Calcium (mg/L) Analysis Run 5/1/2026 5:08 PM View: Appendix III Intrawell

Plant Bowen Client: Southern Company Data: Bowen LF 3-8

	GWC-38	GWC-38
3/2/2016	2	
5/3/2016	2.68	
7/7/2016	2.21	
9/8/2016	1.8	
10/25/2016	1.15	
2/9/2017	0.495 (J)	
3/23/2017	0.543	
5/17/2017	0.889	
9/19/2017	1.28	
3/13/2018	1.4	
9/6/2018	1.6	
3/7/2019	2.6	
9/4/2019	1.6	
3/2/2020	2.5	
9/3/2020	1	
2/24/2021	1.2	
7/28/2021	1.1	
1/25/2022	1.1	
8/5/2022	1.3	
2/8/2023	1.3	
8/2/2023	49.2 (o)	
2/13/2024	1.6	
7/30/2024	1.6	
2/19/2025	2.2	
8/21/2025		1.3
2/12/2026		0.43

Prediction Limit

Constituent: Calcium (mg/L) Analysis Run 5/1/2026 5:08 PM View: Appendix III Intrawell

Plant Bowen Client: Southern Company Data: Bowen LF 3-8

	GWC-57	GWC-57
6/21/2023	37.1	
8/8/2023	32.7	
10/10/2023	33.1	
12/13/2023	32.4	
3/4/2024	36.7	
4/24/2024	35.3	
6/13/2024	35	
8/27/2024	35.3	
3/4/2025	36.5	
8/15/2025		33.3
3/2/2026		38.3

Prediction Limit

Constituent: Chloride (mg/L) Analysis Run 5/1/2026 5:08 PM View: Appendix III Intrawell

Plant Bowen Client: Southern Company Data: Bowen LF 3-8

	GWA-1	GWA-1
3/22/2016	1.5101	
5/19/2016	1.5	
7/29/2016	1.7	
9/23/2016	1.8	
11/9/2016	2	
1/30/2017	1.5	
3/30/2017	1.8	
6/9/2017	1.6	
10/2/2017	1.6	
3/16/2018	1.7	
9/17/2018	1.6	
3/20/2019	1.4	
9/12/2019	1.3	
3/11/2020	1.4	
9/15/2020	1.3	
3/16/2021	1.3	
8/9/2021	1.3	
2/1/2022	1.2	
8/16/2022	0.99 (J)	
2/16/2023	1.2	
7/27/2023	1.2	
2/22/2024	1.1	
8/7/2024	1.3	
2/27/2025	0.93 (J)	
9/2/2025		1.3
2/18/2026		1.3

Prediction Limit

Constituent: Chloride (mg/L) Analysis Run 5/1/2026 5:08 PM View: Appendix III Intrawell

Plant Bowen Client: Southern Company Data: Bowen LF 3-8

	GWA-2	GWA-2
3/23/2016	2.4904	
5/20/2016	1.71	
7/29/2016	2	
9/23/2016	1.8	
11/9/2016	1.6	
1/31/2017	1.3	
3/30/2017	1.6	
6/12/2017	1.6	
10/2/2017	0.94	
3/19/2018	1.9	
9/14/2018	0.98	
3/20/2019	0.86	
9/12/2019	0.8 (J)	
3/11/2020	2	
9/15/2020	1.2	
3/17/2021	1.4	
8/9/2021	1.5	
2/1/2022	1.4	
8/16/2022	1.1	
2/16/2023	1.6	
7/27/2023	1.3	
2/22/2024	1.3	
8/7/2024	1.4	
2/27/2025	1.1	
9/2/2025		1.4
2/18/2026		1.4

Prediction Limit

Constituent: Chloride (mg/L) Analysis Run 5/1/2026 5:08 PM View: Appendix III Intrawell

Plant Bowen Client: Southern Company Data: Bowen LF 3-8

	GWA-2R	GWA-2R
3/23/2016	0.9079	
5/19/2016	0.9136	
7/29/2016	1.1	
9/22/2016	1	
11/10/2016	1.2	
1/31/2017	1.2	
4/3/2017	0.99	
6/9/2017	0.87	
10/2/2017	1	
3/16/2018	1.6	
9/14/2018	0.92	
3/19/2019	2	
9/13/2019	0.94 (J)	
3/11/2020	0.6 (J)	
9/15/2020	0.75 (J)	
3/16/2021	0.73 (J)	
8/9/2021	1.1	
2/1/2022	0.77 (J)	
8/16/2022	0.82 (J)	
2/16/2023	1.9	
7/27/2023	0.92 (J)	
2/26/2024	2	
8/6/2024	1.1	
2/27/2025	3.2	
9/2/2025		1.1
2/18/2026		0.73 (J)

Prediction Limit

Constituent: Chloride (mg/L) Analysis Run 5/1/2026 5:08 PM View: Appendix III Intrawell

Plant Bowen Client: Southern Company Data: Bowen LF 3-8

	GWA-3A	GWA-3A
3/23/2016	1.6092	
5/23/2016	1.52	
7/29/2016	1.5	
9/22/2016	1.4	
11/10/2016	1.6	
1/31/2017	1.6	
3/30/2017	1.4	
6/12/2017	1.4	
10/4/2017	1.5	
3/19/2018	1.5	
9/17/2018	1.5	
3/20/2019	1.5	
9/13/2019	1.5	
3/11/2020	1.4	
3/29/2021	1.5	
8/9/2021	1.4	
2/2/2022	1.9	
8/16/2022	2.5	
2/17/2023	6.3	
8/1/2023	5.7	
2/22/2024	7.1	
8/8/2024	7.3	
2/26/2025	9.3	
9/2/2025		11.9
2/17/2026		10.5

Prediction Limit

Constituent: Chloride (mg/L) Analysis Run 5/1/2026 5:08 PM View: Appendix III Intrawell

Plant Bowen Client: Southern Company Data: Bowen LF 3-8

	GWA-4RZ	GWA-4RZ
2/22/2017	3.7	
4/7/2017	2.5	
6/14/2017	2.6	
7/12/2017	2.8	
7/20/2017	2.3	
7/28/2017	2	
8/9/2017	1.8	
8/24/2017	2.9	
10/3/2017	2.8	
3/21/2018	2.9	
9/18/2018	3.1	
3/21/2019	3.6	
9/13/2019	2.1	
3/12/2020	2.3	
9/17/2020	2.4	
3/16/2021	2.7	
8/10/2021	2.8	
2/3/2022	2.6	
8/17/2022	2.6	
2/17/2023	3	
7/28/2023	3	
2/27/2024	3.2	
8/8/2024	2.2	
2/28/2025	2.5	
9/3/2025		2.6
2/18/2026		2.7

Prediction Limit

Constituent: Chloride (mg/L) Analysis Run 5/1/2026 5:08 PM View: Appendix III Intrawell

Plant Bowen Client: Southern Company Data: Bowen LF 3-8

	GWA-39RZ	GWA-39RZ
2/21/2017	4	
3/27/2017	2.6	
6/8/2017	2.1	
7/17/2017	1.9	
7/27/2017	3	
8/9/2017	2.5	
9/29/2017	2.7	
3/16/2018	2.6	
9/14/2018	1.9	
3/14/2019	2.8	
9/11/2019	2.3	
3/9/2020	1.5	
9/16/2020	1.7	
3/16/2021	1.3	
8/6/2021	1.3	
2/2/2022	1.5	
8/16/2022	1.6	
2/14/2023	1.6	
7/25/2023	1.7	
2/19/2024	1.4	
8/1/2024	1.5	
2/26/2025	1.2	
8/28/2025		1.6
2/18/2026		1.4

Prediction Limit

Constituent: Chloride (mg/L) Analysis Run 5/1/2026 5:08 PM View: Appendix III Intrawell

Plant Bowen Client: Southern Company Data: Bowen LF 3-8

	GWA-39Z	GWA-39Z
3/14/2016	1.795	
5/11/2016	2.04	
7/19/2016	2.1	
9/15/2016	1.7	
11/2/2016	1.8	
1/18/2017	1.7	
3/28/2017	1.3	
6/7/2017	1.2	
9/26/2017	1.7	
3/14/2018	1.4	
9/12/2018	1.6	
3/15/2019	1.7	
9/9/2019	1.2	
3/9/2020	1.2	
9/10/2020	1.2	
3/12/2021	1.2	
8/4/2021	1.1	
1/31/2022	1	
8/10/2022	0.93 (J)	
2/13/2023	1.3	
7/26/2023	1.3	
2/19/2024	1	
8/1/2024	1.2	
2/25/2025	0.96 (J)	
8/28/2025		1.2
2/18/2026		1

Prediction Limit

Constituent: Chloride (mg/L) Analysis Run 5/1/2026 5:08 PM View: Appendix III Intrawell

Plant Bowen Client: Southern Company Data: Bowen LF 3-8

	GWA-40	GWA-40
3/15/2016	1.1671	
5/11/2016	0.8763	
7/21/2016	1.4	
9/19/2016	1.1	
11/3/2016	1.2	
1/17/2017	1	
3/24/2017	1.2	
5/24/2017	1.5	
9/26/2017	2.4	
12/28/2017	3.9	
3/14/2018	2.4	
9/12/2018	1	
3/13/2019	2.2	
9/9/2019	0.83 (J)	
3/9/2020	1.5	
9/11/2020	0.77 (J)	
3/10/2021	0.97 (J)	
8/4/2021	0.82 (J)	
1/31/2022	0.71 (J)	
8/12/2022	<1	
2/13/2023	1.1	
7/26/2023	0.92 (J)	
2/19/2024	0.75 (J)	
8/1/2024	0.96 (J)	
2/25/2025	0.99 (J)	
8/27/2025		0.96 (J)
2/16/2026		0.74 (J)

ND substitution: RL or RL/2 if <15% NDs.

Prediction Limit

Constituent: Chloride (mg/L) Analysis Run 5/1/2026 5:08 PM View: Appendix III Intrawell

Plant Bowen Client: Southern Company Data: Bowen LF 3-8

	GWA-41	GWA-41
3/15/2016	4.1666	
5/12/2016	1.78	
7/20/2016	1.8	
9/15/2016	1.4	
11/3/2016	1.6	
1/18/2017	1.5	
3/24/2017	1.4	
6/6/2017	2.8	
9/25/2017	1.8	
3/14/2018	3	
9/12/2018	1.4	
3/14/2019	2.6	
9/10/2019	1.1	
3/6/2020	1.3	
9/10/2020	1.2	
3/11/2021	1.5	
8/4/2021	1.2	
1/31/2022	1	
8/11/2022	1.3	
2/13/2023	1.6	
7/25/2023	0.97 (J)	
2/19/2024	1.2	
8/1/2024	1.3	
2/25/2025	0.99 (J)	
8/28/2025		1.2
2/16/2026		1

Prediction Limit

Constituent: Chloride (mg/L) Analysis Run 5/1/2026 5:08 PM View: Appendix III Intrawell

Plant Bowen Client: Southern Company Data: Bowen LF 3-8

	GWA-41R	GWA-41R
3/15/2016	6.1465	
5/13/2016	3.08	
7/21/2016	3.7	
9/21/2016	2.4	
11/3/2016	3.4	
1/17/2017	1.9	
3/27/2017	2.4	
6/6/2017	4.5	
9/25/2017	2.5	
3/14/2018	4	
9/12/2018	2.1	
3/14/2019	2.9	
9/10/2019	1.7	
3/9/2020	1.3	
9/10/2020	1.4	
3/10/2021	1.6	
8/4/2021	1.3	
1/31/2022	1	
8/11/2022	1.4	
2/13/2023	1.5	
7/25/2023	1.3	
2/19/2024	1.3	
8/1/2024	1.6	
2/25/2025	0.95 (J)	
8/27/2025		1.3
2/16/2026		1.2

Prediction Limit

Constituent: Chloride (mg/L) Analysis Run 5/1/2026 5:08 PM View: Appendix III Intrawell

Plant Bowen Client: Southern Company Data: Bowen LF 3-8

	GWA-42	GWA-42
3/11/2016	2.4984	
5/16/2016	2.22	
7/22/2016	2.6	
9/19/2016	2.5	
11/3/2016	3	
1/17/2017	2.9	
3/27/2017	3	
6/7/2017	3	
9/26/2017	3.1	
3/14/2018	3.2	
9/14/2018	2.3	
3/14/2019	3.6	
9/10/2019	2	
3/6/2020	2.7	
9/10/2020	2	
3/11/2021	2.5	
8/4/2021	2.3	
1/31/2022	2	
8/10/2022	1.8	
2/13/2023	2.4	
7/26/2023	1.9	
2/20/2024	2.4	
8/1/2024	2.5	
2/25/2025	2.3	
8/28/2025		2.4
2/16/2026		2.5

Prediction Limit

Constituent: Chloride (mg/L) Analysis Run 5/1/2026 5:08 PM View: Appendix III Intrawell

Plant Bowen Client: Southern Company Data: Bowen LF 3-8

	GWA-43	GWA-43
3/11/2016	1.2562	
5/13/2016	1.32	
7/19/2016	1.3	
9/16/2016	1.2	
11/2/2016	1.4	
1/18/2017	1.2	
3/28/2017	1.4	
6/6/2017	1.4	
9/22/2017	1.3	
3/14/2018	1.3	
9/12/2018	1.3	
3/13/2019	1.6	
9/11/2019	1.3	
3/9/2020	1.2	
9/11/2020	1.3	
3/11/2021	1.3	
8/6/2021	1.3	
1/31/2022	1.1	
8/11/2022	1.4	
2/14/2023	1.3	
7/25/2023	1.4	
2/20/2024	1.2	
8/2/2024	1.2	
2/25/2025	1.1	
8/28/2025		1.4
2/16/2026		1.3

Prediction Limit

Constituent: Chloride (mg/L) Analysis Run 5/1/2026 5:08 PM View: Appendix III Intrawell

Plant Bowen Client: Southern Company Data: Bowen LF 3-8

	GWA-43R	GWA-43R
3/11/2016	1.9467	
5/13/2016	2.14	
7/19/2016	3.1	
9/16/2016	3.5	
11/2/2016	4.7	
1/18/2017	4.9	
3/28/2017	4.1	
6/6/2017	3.6	
9/22/2017	3.9	
3/15/2018	2.8	
9/12/2018	3.1	
3/13/2019	2.9	
9/11/2019	3.1	
3/9/2020	2.2	
9/14/2020	3.3	
3/11/2021	2.7	
8/5/2021	1.9	
1/31/2022	1.7	
8/10/2022	1.7	
2/13/2023	1.8	
7/25/2023	2	
2/20/2024	2	
8/2/2024	2.2	
2/25/2025	1.5	
8/28/2025		2.2
2/16/2026		2.4

Prediction Limit

Constituent: Chloride (mg/L) Analysis Run 5/1/2026 5:08 PM View: Appendix III Intrawell

Plant Bowen Client: Southern Company Data: Bowen LF 3-8

	GWA-50	GWA-50
3/28/2016	1.14	
5/23/2016	1.19	
8/1/2016	1.2	
9/26/2016	1.1	
11/10/2016	1.3	
1/30/2017	1.2	
4/7/2017	1.2	
6/12/2017	1.1	
10/2/2017	1.2	
3/16/2018	1.4	
9/17/2018	1.1	
3/19/2019	1.2	
9/13/2019	1	
3/11/2020	0.91 (J)	
9/16/2020	0.97 (J)	
3/17/2021	1 (J)	
8/9/2021	1 (J)	
2/1/2022	0.91 (J)	
8/16/2022	0.69 (J)	
2/16/2023	0.91 (J)	
7/28/2023	0.95 (J)	
2/22/2024	0.88 (J)	
8/8/2024	1.1	
2/27/2025	0.76 (J)	
9/2/2025		1.1
2/17/2026		0.89 (J)

Prediction Limit

Constituent: Chloride (mg/L) Analysis Run 5/1/2026 5:08 PM View: Appendix III Intrawell

Plant Bowen Client: Southern Company Data: Bowen LF 3-8

	GWA-50R	GWA-50R
3/28/2016	0.9204	
5/25/2016	1.04	
8/1/2016	0.85	
9/26/2016	0.87	
11/11/2016	0.99	
1/30/2017	0.95	
4/3/2017	0.88	
6/12/2017	0.83	
10/2/2017	0.94	
3/16/2018	1.1	
9/18/2018	1	
3/19/2019	0.88	
9/12/2019	0.74 (J)	
3/11/2020	0.73 (J)	
9/15/2020	0.7 (J)	
3/17/2021	0.81 (J)	
8/9/2021	0.78 (J)	
2/2/2022	0.7 (J)	
8/17/2022	<1	
2/16/2023	0.71 (J)	
7/28/2023	0.72 (J)	
2/22/2024	0.64 (J)	
8/8/2024	0.86 (J)	
2/28/2025	0.87 (J)	
9/2/2025		0.87 (J)
2/17/2026		0.64 (J)

ND substitution: RL or RL/2 if <15% NDs.

Prediction Limit

Constituent: Chloride (mg/L) Analysis Run 5/1/2026 5:08 PM View: Appendix III Intrawell

Plant Bowen Client: Southern Company Data: Bowen LF 3-8

	GWC-16R	GWC-16R
3/3/2016	1.3707	
5/10/2016	1.41	
7/13/2016	1.7	
9/15/2016	1.9	
11/2/2016	2.3	
1/11/2017	2	
3/20/2017	2.2	
5/23/2017	2	
9/21/2017	2.3	
3/14/2018	2.1	
9/7/2018	2.1	
3/11/2019	2.4	
9/9/2019	1.1	
3/4/2020	0.79 (J)	
9/9/2020	1 (J)	
3/9/2021	1.5	
7/30/2021	1	
1/28/2022	1.6	
8/11/2022	1.4	
2/10/2023	1.8	
8/4/2023	1.1	
2/15/2024	1.3	
7/31/2024	1.4	
2/25/2025	1.2	
8/21/2025		1.5
2/13/2026		1.5

Prediction Limit

Constituent: Chloride (mg/L) Analysis Run 5/1/2026 5:08 PM View: Appendix III Intrawell

Plant Bowen Client: Southern Company Data: Bowen LF 3-8

	GWC-17R	GWC-17R
3/4/2016	6.4905	
5/10/2016	7.1	
7/14/2016	6.4	
9/14/2016	6	
11/1/2016	7	
1/11/2017	6	
3/21/2017	6.1	
5/23/2017	6	
9/22/2017	6.2	
3/14/2018	6.1	
9/11/2018	6.7	
3/12/2019	6.9	
9/10/2019	4.5	
3/5/2020	4.5	
9/9/2020	4.3	
3/10/2021	4.7	
7/30/2021	4.3	
1/28/2022	4.6	
8/11/2022	4.7	
2/10/2023	4.7	
8/3/2023	4.2	
2/15/2024	4.5	
7/31/2024	4.8	
2/25/2025	4	
8/22/2025		4.8
2/13/2026		4.6

Prediction Limit

Constituent: Chloride (mg/L) Analysis Run 5/1/2026 5:08 PM View: Appendix III Intrawell

Plant Bowen Client: Southern Company Data: Bowen LF 3-8

	GWC-18	GWC-18
3/7/2016	2.0446	
5/5/2016	2.28	
7/13/2016	2.2	
9/13/2016	2	
10/31/2016	2.3	
1/12/2017	1.9	
3/23/2017	2.2	
5/23/2017	2	
9/25/2017	2.1	
3/14/2018	2.1	
9/11/2018	2.3	
3/12/2019	2.8	
9/9/2019	2	
3/6/2020	2.2	
9/9/2020	2.1	
2/26/2021	2.3	
7/29/2021	2.1	
1/28/2022	2.1	
8/10/2022	2.3	
2/9/2023	2.5	
8/3/2023	1.9	
2/14/2024	2.2	
7/31/2024	2.2	
2/20/2025	2	
8/26/2025		2.2
2/12/2026		2.1

Prediction Limit

Constituent: Chloride (mg/L) Analysis Run 5/1/2026 5:08 PM View: Appendix III Intrawell

Plant Bowen Client: Southern Company Data: Bowen LF 3-8

	GWC-18R	GWC-18R
3/7/2016	2.2698	
5/5/2016	2.48	
7/13/2016	2.5	
9/12/2016	2.5	
11/1/2016	2.9	
1/11/2017	2.5	
3/20/2017	2.2	
5/22/2017	2.3	
9/21/2017	2.3	
3/14/2018	2.2	
9/7/2018	2.3	
3/12/2019	3.3	
9/6/2019	2.3	
3/5/2020	2.2	
9/9/2020	2.3	
2/26/2021	2.4	
7/29/2021	2.2	
1/27/2022	2.3	
8/10/2022	2.6	
2/9/2023	2.6	
8/4/2023	2.2	
2/14/2024	2.3	
7/31/2024	2.6	
2/19/2025	2.2	
8/22/2025		2.6
2/12/2026		2.4

Prediction Limit

Constituent: Chloride (mg/L) Analysis Run 5/1/2026 5:08 PM View: Appendix III Intrawell

Plant Bowen Client: Southern Company Data: Bowen LF 3-8

	GWC-19R	GWC-19R
3/7/2016	2.3254	
5/9/2016	2.48	
7/14/2016	2.5	
9/12/2016	2.5	
10/31/2016	3	
1/11/2017	2.5	
3/21/2017	2.3	
5/22/2017	2.4	
9/20/2017	2.4	
3/14/2018	2.2	
9/10/2018	2.1	
3/12/2019	2.8	
9/9/2019	2.3	
3/4/2020	2.3	
9/9/2020	2.4	
2/26/2021	2.4	
8/3/2021	2.6	
1/27/2022	2.5	
8/9/2022	2.3	
2/9/2023	2.7	
8/4/2023	2.3	
2/14/2024	2.4	
7/31/2024	2.6	
2/20/2025	2.2	
8/27/2025		2.5
2/12/2026		2.5

Prediction Limit

Constituent: Chloride (mg/L) Analysis Run 5/1/2026 5:08 PM View: Appendix III Intrawell

Plant Bowen Client: Southern Company Data: Bowen LF 3-8

	GWC-20R	GWC-20R
3/8/2016	1.2699	
5/9/2016	1.39	
7/14/2016	1.7	
9/12/2016	1.6	
10/31/2016	1.9	
1/12/2017	1.8	
3/22/2017	2	
5/22/2017	1.9	
9/19/2017	1.9	
3/14/2018	2	
9/10/2018	1.6	
3/12/2019	2.7	
9/6/2019	1.6	
3/5/2020	1.5	
9/4/2020	1.5	
3/9/2021	1.9	
8/2/2021	1.8	
1/27/2022	1.9	
8/9/2022	1.7	
2/10/2023	2	
8/3/2023	1.5	
2/15/2024	1.7	
8/1/2024	1.7	
2/20/2025	1.8	
8/26/2025		1.7
2/12/2026		1.5

Prediction Limit

Constituent: Chloride (mg/L) Analysis Run 5/1/2026 5:08 PM View: Appendix III Intrawell

Plant Bowen Client: Southern Company Data: Bowen LF 3-8

	GWC-21R	GWC-21R
3/8/2016	4.2184	
5/9/2016	3.08	
7/15/2016	3.8	
9/9/2016	3.9	
10/27/2016	4.7	
1/12/2017	4.2	
3/21/2017	4.2	
5/23/2017	4.1	
9/19/2017	4.4	
3/14/2018	4.4	
9/10/2018	3.9	
3/11/2019	4.2	
9/6/2019	3.5	
3/3/2020	3.9	
9/8/2020	4.1	
3/9/2021	5	
8/2/2021	5.6	
1/28/2022	4.6	
8/10/2022	4.1	
2/9/2023	4.5	
8/4/2023	3.1	
2/15/2024	3	
8/2/2024	3.2	
2/25/2025	2.4	
8/22/2025		3.3
2/17/2026		3.3

Prediction Limit

Constituent: Chloride (mg/L) Analysis Run 5/1/2026 5:08 PM View: Appendix III Intrawell

Plant Bowen Client: Southern Company Data: Bowen LF 3-8

	GWC-22R	GWC-22R
3/7/2016	2.6729	
5/5/2016	2.81	
7/14/2016	2.8	
9/12/2016	2.8	
10/27/2016	3.3	
1/13/2017	2.7	
3/20/2017	2.8	
5/23/2017	2.6	
9/19/2017	2.6	
3/13/2018	2.8	
9/7/2018	2.7	
3/11/2019	3.2	
9/5/2019	2.7	
3/3/2020	2.5	
9/8/2020	2.6	
3/9/2021	2.4	
8/2/2021	2.4	
1/27/2022	2.5	
8/10/2022	2.7	
2/9/2023	2.7	
8/3/2023	2.3	
2/15/2024	2.4	
7/31/2024	2.7	
2/20/2025	2.2	
8/26/2025		2.6
2/13/2026		2.6

Prediction Limit

Constituent: Chloride (mg/L) Analysis Run 5/1/2026 5:08 PM View: Appendix III Intrawell

Plant Bowen Client: Southern Company Data: Bowen LF 3-8

	GWC-23R	GWC-23R
3/9/2016	1.5349	
5/6/2016	1.63	
7/15/2016	2	
9/14/2016	2	
11/1/2016	2.4	
1/25/2017	2.1	
3/22/2017	2.2	
5/24/2017	2	
9/21/2017	2.4	
3/14/2018	2.2	
9/11/2018	2.4	
3/12/2019	2.4	
9/6/2019	1.4	
3/5/2020	1.3	
9/9/2020	2	
3/10/2021	1.6	
7/30/2021	1.4	
1/28/2022	1.7	
8/11/2022	2.1	
2/10/2023	2	
8/3/2023	1.8	
2/16/2024	1.4	
7/31/2024	1.6	
2/25/2025	1.1	
8/21/2025		1.7
2/13/2026		1.4

Prediction Limit

Constituent: Chloride (mg/L) Analysis Run 5/1/2026 5:08 PM View: Appendix III Intrawell

Plant Bowen Client: Southern Company Data: Bowen LF 3-8

	GWC-24R	GWC-24R
3/4/2016	2.7291	
5/5/2016	2.54	
7/12/2016	2.6	
9/13/2016	2.5	
10/27/2016	3.1	
1/13/2017	2.7	
3/20/2017	2.6	
5/19/2017	2.5	
9/19/2017	2.3	
3/13/2018	<0.25	
9/11/2018	2.3	
3/8/2019	2.6	
9/5/2019	2.2	
3/3/2020	2.1	
9/9/2020	2.5	
3/9/2021	2.1	
7/29/2021	2.2	
1/28/2022	2.2	
8/9/2022	2	
2/9/2023	2.5	
8/3/2023	2.1	
2/15/2024	2.1	
7/31/2024	2.4	
2/24/2025	2	
8/26/2025		2.3
2/12/2026		2.3

ND substitution: RL or RL/2 if <15% NDs.

Prediction Limit

Constituent: Chloride (mg/L) Analysis Run 5/1/2026 5:08 PM View: Appendix III Intrawell

Plant Bowen Client: Southern Company Data: Bowen LF 3-8

	GWC-25R	GWC-25R
3/8/2016	2.5307	
5/4/2016	2.76	
7/18/2016	2.8	
9/13/2016	2.7	
10/27/2016	3.2	
1/13/2017	2.6	
3/16/2017	2.6	
5/19/2017	2.6	
9/19/2017	2.4	
3/13/2018	2.7	
9/11/2018	2.4	
3/8/2019	2.8	
9/5/2019	2.5	
3/3/2020	2.4	
9/4/2020	2.5	
3/9/2021	2.3	
8/2/2021	2.3	
1/27/2022	2.4	
8/9/2022	2.2	
2/9/2023	2.6	
8/3/2023	2.3	
2/16/2024	2.7	
7/31/2024	2.5	
2/25/2025	2	
8/18/2025		2.3
2/13/2026		2.3

Prediction Limit

Constituent: Chloride (mg/L) Analysis Run 5/1/2026 5:08 PM View: Appendix III Intrawell

Plant Bowen Client: Southern Company Data: Bowen LF 3-8

	GWC-26	GWC-26
6/20/2023	6.5	
8/7/2023	4.9	
10/12/2023	3.2	
12/12/2023	3.3	
2/29/2024	11.1	
4/23/2024	8.6	
6/12/2024	5.5	
8/27/2024	5.1	
3/4/2025	4.4	
8/15/2025		3.5
2/24/2026		11.3

Prediction Limit

Constituent: Chloride (mg/L) Analysis Run 5/1/2026 5:08 PM View: Appendix III Intrawell

Plant Bowen Client: Southern Company Data: Bowen LF 3-8

	GWC-27	GWC-27
6/23/2023	2.9	
8/7/2023	2.8	
10/12/2023	2.9	
12/12/2023	3.3	
2/29/2024	2.9	
4/23/2024	6.7	
6/12/2024	2.9	
8/26/2024	3.3	
3/4/2025	2.8	
8/20/2025		3.2
3/2/2026		3.2

Prediction Limit

Constituent: Chloride (mg/L) Analysis Run 5/1/2026 5:08 PM View: Appendix III Intrawell

Plant Bowen Client: Southern Company Data: Bowen LF 3-8

	GWC-27R	GWC-27R
6/23/2023	3.2	
8/7/2023	3	
10/12/2023	2.8	
12/12/2023	3	
2/29/2024	2.7	
4/23/2024	5.8	
6/13/2024	2.6	
8/26/2024	3.2	
3/4/2025	2.2	
8/18/2025		2.4
3/2/2026		2.6

Prediction Limit

Constituent: Chloride (mg/L) Analysis Run 5/1/2026 5:08 PM View: Appendix III Intrawell

Plant Bowen Client: Southern Company Data: Bowen LF 3-8

	GWC-28	GWC-28
6/20/2023	3.8	
8/8/2023	4.6	
10/12/2023	3.5	
12/12/2023	4.4	
3/4/2024	5	
4/24/2024	4.7	
6/12/2024	3.6	
8/27/2024	4.7	
3/6/2025	5.9	
8/19/2025		5.1
3/2/2026		4.1

Prediction Limit

Constituent: Chloride (mg/L) Analysis Run 5/1/2026 5:08 PM View: Appendix III Intrawell

Plant Bowen Client: Southern Company Data: Bowen LF 3-8

	GWC-29	GWC-29
6/26/2023	2.7	
8/7/2023	2.6	
10/11/2023	2.5	
12/12/2023	2.8	
2/29/2024	2.7	
4/23/2024	2.7	
6/11/2024	2.5	
8/26/2024	2.8	
3/5/2025	2.3	
8/18/2025		2.4
2/26/2026		2.5

Prediction Limit

Constituent: Chloride (mg/L) Analysis Run 5/1/2026 5:08 PM View: Appendix III Intrawell

Plant Bowen Client: Southern Company Data: Bowen LF 3-8

	GWC-29R	GWC-29R
6/27/2023	3.2	
8/10/2023	2.4	
10/13/2023	2.4	
12/13/2023	2.7	
3/1/2024	2.3	
4/24/2024	2.3	
6/12/2024	2.4	
8/27/2024	2.3	
3/6/2025	2.1	
8/19/2025		2.6
2/26/2026		2.5

Prediction Limit

Constituent: Chloride (mg/L) Analysis Run 5/1/2026 5:08 PM View: Appendix III Intrawell

Plant Bowen Client: Southern Company Data: Bowen LF 3-8

	GWC-30	GWC-30
6/27/2023	2.7	
8/9/2023	2.9	
10/13/2023	3	
12/13/2023	3.6	
3/1/2024	3	
4/24/2024	2.9	
6/12/2024	2.8	
8/27/2024	2.8	
3/5/2025	2.6	
8/19/2025		3.1
2/27/2026		2.9

Prediction Limit

Constituent: Chloride (mg/L) Analysis Run 5/1/2026 5:08 PM View: Appendix III Intrawell

Plant Bowen Client: Southern Company Data: Bowen LF 3-8

	GWC-31	GWC-31
6/23/2023	5.3	
8/9/2023	4.5	
10/11/2023	4.2	
12/12/2023	4.5	
3/1/2024	3.6	
4/23/2024	3.7	
6/12/2024	3.8	
8/26/2024	4	
3/5/2025	3.1	
8/20/2025		4
2/25/2026		3.6

Prediction Limit

Constituent: Chloride (mg/L) Analysis Run 5/1/2026 5:08 PM View: Appendix III Intrawell

Plant Bowen Client: Southern Company Data: Bowen LF 3-8

	GWC-31R	GWC-31R
6/23/2023	3.7	
8/9/2023	3.2	
10/11/2023	3.1	
12/12/2023	3.5	
3/4/2024	3.3	
4/23/2024	3.2	
6/11/2024	3.2	
8/26/2024	3.3	
3/5/2025	2.6	
8/19/2025		3.2
2/27/2026		3

Prediction Limit

Constituent: Chloride (mg/L) Analysis Run 5/1/2026 5:08 PM View: Appendix III Intrawell

Plant Bowen Client: Southern Company Data: Bowen LF 3-8

	GWC-32	GWC-32
6/26/2023	4.4	
8/9/2023	4.2	
10/13/2023	4.3	
12/13/2023	4.8	
2/29/2024	4	
4/24/2024	3.8	
6/12/2024	3.9	
8/27/2024	3.6	
3/6/2025	3	
8/20/2025		3.6
3/2/2026		3.5

Prediction Limit

Constituent: Chloride (mg/L) Analysis Run 5/1/2026 5:08 PM View: Appendix III Intrawell

Plant Bowen Client: Southern Company Data: Bowen LF 3-8

	GWC-33R	GWC-33R
6/21/2023	3.2	
8/8/2023	3	
10/11/2023	2.8	
12/13/2023	3.5	
3/4/2024	2.7	
4/23/2024	2.7	
6/13/2024	2.8	
8/27/2024	2.7	
3/5/2025	2.7	
8/19/2025		3
3/3/2026		3.5

Prediction Limit

Constituent: Chloride (mg/L) Analysis Run 5/1/2026 5:08 PM View: Appendix III Intrawell

Plant Bowen Client: Southern Company Data: Bowen LF 3-8

	GWC-34	GWC-34
6/21/2023	4.8	
8/7/2023	4.7	
10/10/2023	4.8	
12/13/2023	5.4	
2/29/2024	5.1	
4/24/2024	5.1	
6/13/2024	5.1	
8/28/2024	5	
9/4/2025		5.1
3/2/2026		5.2

Prediction Limit

Constituent: Chloride (mg/L) Analysis Run 5/1/2026 5:08 PM View: Appendix III Intrawell

Plant Bowen Client: Southern Company Data: Bowen LF 3-8

	GWC-34R	GWC-34R
6/21/2023	5	
8/7/2023	4.7	
10/10/2023	5	
12/13/2023	5.4	
2/29/2024	4.8	
4/24/2024	4.6	
6/13/2024	4.5	
8/28/2024	4.7	
9/4/2025		4.8
3/2/2026		4.7

Prediction Limit

Constituent: Chloride (mg/L) Analysis Run 5/1/2026 5:08 PM View: Appendix III Intrawell

Plant Bowen Client: Southern Company Data: Bowen LF 3-8

	GWC-35	GWC-35
6/28/2023	3.9	
8/10/2023	4	
10/11/2023	4.6	
12/13/2023	5.6	
2/29/2024	4.7	
4/24/2024	3.8	
6/13/2024	3.9	
8/27/2024	5.9	
3/5/2025	3.2	
8/15/2025		3.6
2/24/2026		5.4

Prediction Limit

Constituent: Chloride (mg/L) Analysis Run 5/1/2026 5:08 PM View: Appendix III Intrawell

Plant Bowen Client: Southern Company Data: Bowen LF 3-8

	GWC-36A	GWC-36A
4/6/2022	2.4	
8/8/2022	2.7	
2/8/2023	3.5	
8/2/2023	2.8	
2/13/2024	3.7	
7/30/2024	3.7	
2/19/2025	3.2	
8/21/2025		2.9
2/12/2026		2.9

Prediction Limit

Constituent: Chloride (mg/L) Analysis Run 5/1/2026 5:08 PM View: Appendix III Intrawell

Plant Bowen Client: Southern Company Data: Bowen LF 3-8

	GWC-36RA	GWC-36RA
3/1/2016	3.096	
5/2/2016	2.92	
7/6/2016	3.2	
9/7/2016	3.4	
10/25/2016	3.4	
1/5/2017	3.3	
3/14/2017	2.9	
5/16/2017	2.9	
9/15/2017	2.7	
3/12/2018	3.2	
9/6/2018	2.7	
3/7/2019	2.8	
9/4/2019	2.7	
3/2/2020	2.4	
9/14/2020	2.9	
3/26/2021	2.5	
7/27/2021	2.8	
1/26/2022	2.4	
8/8/2022	2.6	
2/8/2023	3.1	
8/3/2023	2.5	
2/13/2024	3.4	
7/30/2024	3.2	
2/19/2025	3.1	
8/21/2025		2.9
2/12/2026		2.8

Prediction Limit

Constituent: Chloride (mg/L) Analysis Run 5/1/2026 5:08 PM View: Appendix III Intrawell

Plant Bowen Client: Southern Company Data: Bowen LF 3-8

	GWC-37	GWC-37
3/1/2016	1.2389	
5/3/2016	1.22	
7/8/2016	1.2	
9/7/2016	1	
10/25/2016	1.2	
1/6/2017	0.97	
3/14/2017	1	
5/16/2017	0.9	
9/15/2017	1.1	
3/12/2018	1.1	
9/6/2018	1	
3/6/2019	1.1	
9/4/2019	0.81 (J)	
3/2/2020	0.78 (J)	
9/3/2020	0.82 (J)	
2/24/2021	0.84 (J)	
7/28/2021	0.88 (J)	
1/26/2022	0.88 (J)	
8/8/2022	0.64 (J)	
2/8/2023	1.1	
8/2/2023	1	
2/13/2024	0.8 (J)	
7/30/2024	1.1	
2/19/2025	0.76 (J)	
8/27/2025		1
2/12/2026		0.85 (J)

Prediction Limit

Constituent: Chloride (mg/L) Analysis Run 5/1/2026 5:08 PM View: Appendix III Intrawell

Plant Bowen Client: Southern Company Data: Bowen LF 3-8

	GWC-38	GWC-38
3/2/2016	2.4559	
5/3/2016	2.49	
7/7/2016	2.5	
9/8/2016	2.2	
10/25/2016	2.5	
2/9/2017	2	
3/23/2017	2.2	
5/17/2017	2.4	
9/19/2017	2.5	
3/13/2018	2.4	
9/6/2018	2.7	
3/7/2019	2.9	
9/4/2019	2.9	
3/2/2020	2.5	
9/3/2020	2.9	
2/24/2021	3.1	
7/28/2021	3.3	
1/25/2022	3.2	
8/5/2022	3.1	
2/8/2023	3.5	
8/2/2023	3.4	
2/13/2024	3.4	
7/30/2024	3.8	
2/19/2025	3.3	
8/21/2025		3.7
2/12/2026		3.3

Prediction Limit

Constituent: Chloride (mg/L) Analysis Run 5/1/2026 5:08 PM View: Appendix III Intrawell

Plant Bowen Client: Southern Company Data: Bowen LF 3-8

	GWC-57	GWC-57
6/21/2023	3.9	
8/8/2023	3.6	
10/10/2023	3.4	
12/13/2023	3.8	
3/4/2024	2.8	
4/24/2024	2.7	
6/13/2024	2.7	
8/27/2024	2.7	
3/4/2025	2.3	
8/15/2025		2.8
3/2/2026		2.8

Prediction Limit

Constituent: Fluoride (mg/L) Analysis Run 5/1/2026 5:08 PM View: Appendix III Intrawell

Plant Bowen Client: Southern Company Data: Bowen LF 3-8

	GWA-1	GWA-1
3/22/2016	0.0614 (J)	
5/19/2016	0.064 (J)	
7/29/2016	0.11 (J)	
9/23/2016	0.03 (J)	
11/9/2016	0.1 (J)	
1/30/2017	<0.1	
3/30/2017	0.01 (J)	
6/9/2017	0.04 (J)	
10/2/2017	0.07 (J)	
3/16/2018	0.029 (J)	
9/17/2018	<0.1	
3/20/2019	<0.1	
9/12/2019	0.051 (J)	
3/11/2020	0.052 (J)	
9/15/2020	0.05 (J)	
3/16/2021	<0.1	
8/9/2021	<0.1	
2/1/2022	<0.1	
8/16/2022	0.089 (J)	
2/16/2023	0.07 (J)	
7/27/2023	0.054 (J)	
2/22/2024	0.061 (J)	
8/7/2024	0.08 (J)	
2/27/2025	0.075 (J)	
9/2/2025		0.071 (J)
2/18/2026		0.068 (J)

ND substitution: RL or RL/2 if <15% NDs.

Prediction Limit

Constituent: Fluoride (mg/L) Analysis Run 5/1/2026 5:08 PM View: Appendix III Intrawell

Plant Bowen Client: Southern Company Data: Bowen LF 3-8

	GWA-2	GWA-2
3/23/2016	0.0477 (J)	
5/20/2016	0.033 (J)	
7/29/2016	0.16 (J)	
9/23/2016	0.1 (J)	
11/9/2016	0.04 (J)	
1/31/2017	<0.1	
3/30/2017	0.02 (J)	
6/12/2017	0.17 (J)	
10/2/2017	<0.1	
3/19/2018	1.1 (O)	
9/14/2018	<0.1	
3/20/2019	<0.1	
9/12/2019	<0.1	
3/11/2020	<0.1	
9/15/2020	<0.1	
3/17/2021	<0.1	
8/9/2021	<0.1	
2/1/2022	<0.1	
8/16/2022	0.086 (J)	
2/16/2023	0.061 (J)	
7/27/2023	0.057 (J)	
2/22/2024	0.062 (J)	
8/7/2024	0.083 (J)	
2/27/2025	0.076 (J)	
9/2/2025		0.071 (J)
2/18/2026		0.075 (J)

ND substitution: RL or RL/2 if <15% NDs.

Prediction Limit

Constituent: Fluoride (mg/L) Analysis Run 5/1/2026 5:08 PM View: Appendix III Intrawell

Plant Bowen Client: Southern Company Data: Bowen LF 3-8

	GWA-2R	GWA-2R
3/23/2016	0.0826 (J)	
5/19/2016	0.0409 (J)	
7/29/2016	0.07 (J)	
9/22/2016	<0.1	
11/10/2016	0.03 (J)	
1/31/2017	<0.1	
4/3/2017	0.02 (J)	
6/9/2017	0.06 (J)	
10/2/2017	<0.1	
3/16/2018	<0.1	
9/14/2018	<0.1	
3/19/2019	0.056 (J)	
9/13/2019	0.055 (J)	
3/11/2020	0.052 (J)	
9/15/2020	<0.1	
3/16/2021	<0.1	
8/9/2021	<0.1	
2/1/2022	<0.1	
8/16/2022	0.09 (J)	
2/16/2023	0.079 (J)	
7/27/2023	0.062 (J)	
2/26/2024	0.05 (J)	
8/6/2024	0.076 (J)	
2/27/2025	0.095 (J)	
9/2/2025		0.076 (J)
2/18/2026		<0.1

ND substitution: RL or RL/2 if <15% NDs.

Prediction Limit

Constituent: Fluoride (mg/L) Analysis Run 5/1/2026 5:08 PM View: Appendix III Intrawell

Plant Bowen Client: Southern Company Data: Bowen LF 3-8

	GWA-3A	GWA-3A
3/23/2016	<0.1	
5/23/2016	<0.1	
7/29/2016	<0.1	
9/22/2016	<0.1	
11/10/2016	<0.1	
1/31/2017	<0.1	
3/30/2017	<0.1	
6/12/2017	<0.1	
10/4/2017	<0.1	
3/19/2018	<0.1	
9/17/2018	<0.1	
3/20/2019	<0.1	
9/13/2019	<0.1	
3/11/2020	<0.1	
3/29/2021	0.053 (J)	
8/9/2021	0.055 (J)	
2/2/2022	<0.1	
8/16/2022	0.082 (J)	
2/17/2023	0.055 (J)	
8/1/2023	<0.1	
2/22/2024	<0.1	
8/8/2024	0.063 (J)	
2/26/2025	<0.1	
9/2/2025		0.055 (J)
2/17/2026		<0.1

ND substitution: RL or RL/2 if <15% NDs.

Prediction Limit

Constituent: Fluoride (mg/L) Analysis Run 5/1/2026 5:08 PM View: Appendix III Intrawell

Plant Bowen Client: Southern Company Data: Bowen LF 3-8

	GWA-4RZ	GWA-4RZ
2/22/2017	0.3	
4/7/2017	0.19 (J)	
6/14/2017	0.19 (J)	
7/12/2017	0.18 (J)	
7/20/2017	0.17 (J)	
7/28/2017	0.13 (J)	
8/9/2017	0.19 (J)	
8/24/2017	0.16 (J)	
10/3/2017	0.17 (J)	
3/21/2018	0.24 (J)	
9/18/2018	0.19 (J)	
3/21/2019	0.19 (J)	
9/13/2019	0.1 (J)	
3/12/2020	0.18 (J)	
9/17/2020	0.12 (J)	
3/16/2021	0.1	
8/10/2021	0.087 (J)	
2/3/2022	0.15	
8/17/2022	0.11	
2/17/2023	0.11	
7/28/2023	0.077 (J)	
2/27/2024	0.087 (J)	
8/8/2024	0.16	
2/28/2025	0.081 (J)	
9/3/2025		0.1
2/18/2026		0.058 (J)

Prediction Limit

Constituent: Fluoride (mg/L) Analysis Run 5/1/2026 5:08 PM View: Appendix III Intrawell

Plant Bowen Client: Southern Company Data: Bowen LF 3-8

	GWA-39RZ	GWA-39RZ
2/21/2017	0.17 (J)	
3/27/2017	0.09 (J)	
6/8/2017	0.05 (J)	
7/17/2017	0.05 (J)	
7/27/2017	0.08 (J)	
8/9/2017	0.06 (J)	
9/29/2017	0.04 (J)	
3/16/2018	0.27 (J)	
9/14/2018	0.1 (J)	
3/14/2019	0.066 (J)	
9/11/2019	0.055 (J)	
3/9/2020	<0.1	
9/16/2020	<0.1	
3/16/2021	<0.1	
8/6/2021	<0.1	
2/2/2022	<0.1	
8/16/2022	<0.1	
2/14/2023	0.074 (J)	
7/25/2023	<0.1	
2/19/2024	<0.1	
8/1/2024	<0.1	
2/26/2025	0.061 (J)	
8/28/2025		<0.1
2/18/2026		<0.1

ND substitution: RL or RL/2 if <15% NDs.

Prediction Limit

Constituent: Fluoride (mg/L) Analysis Run 5/1/2026 5:08 PM View: Appendix III Intrawell

Plant Bowen Client: Southern Company Data: Bowen LF 3-8

	GWA-39Z	GWA-39Z
3/14/2016	0.0657 (J)	
5/11/2016	0.0401 (J)	
7/19/2016	<0.1	
9/15/2016	<0.1	
11/2/2016	0.04 (J)	
1/18/2017	0.03 (J)	
3/28/2017	0.06 (J)	
6/7/2017	0.06 (J)	
9/26/2017	0.04 (J)	
3/14/2018	0.14 (J)	
9/12/2018	<0.1	
3/15/2019	<0.1	
9/9/2019	0.054 (J)	
3/9/2020	<0.1	
9/10/2020	<0.1	
3/12/2021	0.051 (J)	
8/4/2021	<0.1	
1/31/2022	<0.1	
8/10/2022	0.075 (J)	
2/13/2023	0.064 (J)	
7/26/2023	0.055 (J)	
2/19/2024	0.057 (J)	
8/1/2024	<0.1	
2/25/2025	0.076 (J)	
8/28/2025		<0.1
2/18/2026		<0.1

ND substitution: RL or RL/2 if <15% NDs.

Prediction Limit

Constituent: Fluoride (mg/L) Analysis Run 5/1/2026 5:08 PM View: Appendix III Intrawell

Plant Bowen Client: Southern Company Data: Bowen LF 3-8

	GWA-40	GWA-40
3/15/2016	0.0267 (J)	
5/11/2016	0.0255 (J)	
7/21/2016	<0.1	
9/19/2016	<0.1	
11/3/2016	0.11 (J)	
1/17/2017	0.02 (J)	
3/24/2017	<0.1	
5/24/2017	<0.1	
9/26/2017	<0.1	
3/14/2018	0.055 (J)	
9/12/2018	<0.1	
3/13/2019	0.045 (J)	
9/9/2019	<0.1	
3/9/2020	<0.1	
9/11/2020	<0.1	
3/10/2021	<0.1	
8/4/2021	<0.1	
1/31/2022	<0.1	
8/12/2022	0.068 (J)	
2/13/2023	0.054 (J)	
7/26/2023	<0.1	
2/19/2024	<0.1	
8/1/2024	<0.1	
2/25/2025	0.066 (J)	
8/27/2025		<0.1
2/16/2026		<0.1

ND substitution: RL or RL/2 if <15% NDs.

Prediction Limit

Constituent: Fluoride (mg/L) Analysis Run 5/1/2026 5:08 PM View: Appendix III Intrawell

Plant Bowen Client: Southern Company Data: Bowen LF 3-8

	GWA-41	GWA-41
3/15/2016	0.0285 (J)	
5/12/2016	0.022 (J)	
7/20/2016	<0.1	
9/15/2016	<0.1	
11/3/2016	0.05 (J)	
1/18/2017	0.02 (J)	
3/24/2017	<0.1	
6/6/2017	<0.1	
9/25/2017	<0.1	
3/14/2018	<0.1	
9/12/2018	<0.1	
3/14/2019	0.039 (J)	
9/10/2019	<0.1	
3/6/2020	<0.1	
9/10/2020	<0.1	
3/11/2021	<0.1	
8/4/2021	<0.1	
1/31/2022	<0.1	
8/11/2022	<0.1	
2/13/2023	0.05 (J)	
7/25/2023	<0.1	
2/19/2024	<0.1	
8/1/2024	<0.1	
2/25/2025	0.052 (J)	
8/28/2025		<0.1
2/16/2026		<0.1

ND substitution: RL or RL/2 if <15% NDs.

Prediction Limit

Constituent: Fluoride (mg/L) Analysis Run 5/1/2026 5:08 PM View: Appendix III Intrawell

Plant Bowen Client: Southern Company Data: Bowen LF 3-8

	GWA-41R	GWA-41R
3/15/2016	0.0394 (J)	
5/13/2016	0.0234 (J)	
7/21/2016	<0.1	
9/21/2016	<0.1	
11/3/2016	0.12 (J)	
1/17/2017	0.01 (J)	
3/27/2017	<0.1	
6/6/2017	<0.1	
9/25/2017	<0.1	
3/14/2018	<0.1	
9/12/2018	<0.1	
3/14/2019	0.04 (J)	
9/10/2019	<0.1	
3/9/2020	<0.1	
9/10/2020	<0.1	
3/10/2021	<0.1	
8/4/2021	<0.1	
1/31/2022	<0.1	
8/11/2022	<0.1	
2/13/2023	<0.1	
7/25/2023	<0.1	
2/19/2024	<0.1	
8/1/2024	<0.1	
2/25/2025	0.05 (J)	
8/27/2025		<0.1
2/16/2026		<0.1

ND substitution: RL or RL/2 if <15% NDs.

Prediction Limit

Constituent: Fluoride (mg/L) Analysis Run 5/1/2026 5:08 PM View: Appendix III Intrawell

Plant Bowen Client: Southern Company Data: Bowen LF 3-8

	GWA-42	GWA-42
3/11/2016	0.0296 (J)	
5/16/2016	0.0287 (J)	
7/22/2016	0.04 (J)	
9/19/2016	<0.1	
11/3/2016	0.04 (J)	
1/17/2017	0.02 (J)	
3/27/2017	<0.1	
6/7/2017	<0.1	
9/26/2017	<0.1	
3/14/2018	0.06 (J)	
9/14/2018	<0.1	
3/14/2019	0.058 (J)	
9/10/2019	<0.1	
3/6/2020	<0.1	
9/10/2020	<0.1	
3/11/2021	<0.1	
8/4/2021	<0.1	
1/31/2022	<0.1	
8/10/2022	0.068 (J)	
2/13/2023	0.056 (J)	
7/26/2023	<0.1	
2/20/2024	<0.1	
8/1/2024	<0.1	
2/25/2025	0.06 (J)	
8/28/2025		<0.1
2/16/2026		<0.1

ND substitution: RL or RL/2 if <15% NDs.

Prediction Limit

Constituent: Fluoride (mg/L) Analysis Run 5/1/2026 5:08 PM View: Appendix III Intrawell

Plant Bowen Client: Southern Company Data: Bowen LF 3-8

	GWA-43	GWA-43
3/11/2016	0.0329 (J)	
5/13/2016	0.0459 (J)	
7/19/2016	<0.1	
9/16/2016	<0.1	
11/2/2016	0.04 (J)	
1/18/2017	<0.1	
3/28/2017	<0.1	
6/6/2017	<0.1	
9/22/2017	<0.1	
3/14/2018	<0.1	
9/12/2018	<0.1	
3/13/2019	<0.1	
9/11/2019	<0.1	
3/9/2020	<0.1	
9/11/2020	<0.1	
3/11/2021	<0.1	
8/6/2021	<0.1	
1/31/2022	<0.1	
8/11/2022	<0.1	
2/14/2023	0.052 (J)	
7/25/2023	<0.1	
2/20/2024	<0.1	
8/2/2024	<0.1	
2/25/2025	<0.1	
8/28/2025		<0.1
2/16/2026		<0.1

ND substitution: RL or RL/2 if <15% NDs.

Prediction Limit

Constituent: Fluoride (mg/L) Analysis Run 5/1/2026 5:08 PM View: Appendix III Intrawell

Plant Bowen Client: Southern Company Data: Bowen LF 3-8

	GWA-43R	GWA-43R
3/11/2016	0.0141 (J)	
5/13/2016	0.0141 (J)	
7/19/2016	<0.1	
9/16/2016	<0.1	
11/2/2016	0.04 (J)	
1/18/2017	0.02 (J)	
3/28/2017	<0.1	
6/6/2017	<0.1	
9/22/2017	<0.1	
3/15/2018	<0.1	
9/12/2018	<0.1	
3/13/2019	0.036 (J)	
9/11/2019	<0.1	
3/9/2020	<0.1	
9/14/2020	<0.1	
3/11/2021	<0.1	
8/5/2021	<0.1	
1/31/2022	<0.1	
8/10/2022	0.062 (J)	
2/13/2023	<0.1	
7/25/2023	<0.1	
2/20/2024	<0.1	
8/2/2024	<0.1	
2/25/2025	<0.1	
8/28/2025		<0.1
2/16/2026		<0.1

ND substitution: RL or RL/2 if <15% NDs.

Prediction Limit

Constituent: Fluoride (mg/L) Analysis Run 5/1/2026 5:08 PM View: Appendix III Intrawell

Plant Bowen Client: Southern Company Data: Bowen LF 3-8

	GWA-50	GWA-50
3/28/2016	0.0314 (J)	
5/23/2016	0.027 (J)	
8/1/2016	<0.1	
9/26/2016	<0.1	
11/10/2016	0.04 (J)	
1/30/2017	<0.1	
4/7/2017	<0.1	
6/12/2017	0.07 (J)	
10/2/2017	<0.1	
3/16/2018	<0.1	
9/17/2018	<0.1	
3/19/2019	<0.1	
9/13/2019	<0.1	
3/11/2020	<0.1	
9/16/2020	<0.1	
3/17/2021	<0.1	
8/9/2021	<0.1	
2/1/2022	<0.1	
8/16/2022	0.06 (J)	
2/16/2023	<0.1	
7/28/2023	<0.1	
2/22/2024	<0.1	
8/8/2024	<0.1	
2/27/2025	<0.1	
9/2/2025		<0.1
2/17/2026		<0.1

ND substitution: RL or RL/2 if <15% NDs.

Prediction Limit

Constituent: Fluoride (mg/L) Analysis Run 5/1/2026 5:08 PM View: Appendix III Intrawell

Plant Bowen Client: Southern Company Data: Bowen LF 3-8

	GWA-50R	GWA-50R
3/28/2016	0.0326 (J)	
5/25/2016	0.0285 (J)	
8/1/2016	<0.1	
9/26/2016	<0.1	
11/11/2016	<0.1	
1/30/2017	<0.1	
4/3/2017	0.04 (J)	
6/12/2017	0.06 (J)	
10/2/2017	<0.1	
3/16/2018	<0.1	
9/18/2018	<0.1	
3/19/2019	<0.1	
9/12/2019	<0.1	
3/11/2020	<0.1	
9/15/2020	<0.1	
3/17/2021	<0.1	
8/9/2021	<0.1	
2/2/2022	<0.1	
8/17/2022	0.063 (J)	
2/16/2023	<0.1	
7/28/2023	<0.1	
2/22/2024	<0.1	
8/8/2024	<0.1	
2/28/2025	<0.1	
9/2/2025		<0.1
2/17/2026		<0.1

ND substitution: RL or RL/2 if <15% NDs.

Prediction Limit

Constituent: Fluoride (mg/L) Analysis Run 5/1/2026 5:08 PM View: Appendix III Intrawell

Plant Bowen Client: Southern Company Data: Bowen LF 3-8

	GWC-16R	GWC-16R
3/3/2016	0.1763 (J)	
5/10/2016	0.0767 (J)	
7/13/2016	<0.1	
9/15/2016	<0.1	
11/2/2016	0.08 (J)	
1/11/2017	0.19 (J)	
3/20/2017	0.18 (J)	
5/23/2017	0.1 (J)	
9/21/2017	<0.1	
3/14/2018	0.17 (J)	
9/7/2018	<0.1	
3/11/2019	0.23 (J)	
9/9/2019	<0.1	
3/4/2020	0.29 (J)	
9/9/2020	0.17 (J)	
3/9/2021	0.25	
7/30/2021	0.16	
1/28/2022	0.17	
8/11/2022	0.12	
2/10/2023	0.22	
8/4/2023	0.079 (J)	
2/15/2024	0.13	
7/31/2024	0.065 (J)	
2/25/2025	0.11	
8/21/2025		0.058 (J)
2/13/2026		<0.1

ND substitution: RL or RL/2 if <15% NDs.

Prediction Limit

Constituent: Fluoride (mg/L) Analysis Run 5/1/2026 5:08 PM View: Appendix III Intrawell

Plant Bowen Client: Southern Company Data: Bowen LF 3-8

	GWC-17R	GWC-17R
3/4/2016	0.0262 (J)	
5/10/2016	0.0258 (J)	
7/14/2016	<0.1	
9/14/2016	<0.1	
11/1/2016	0.06 (J)	
1/11/2017	0.33	
3/21/2017	0.03 (J)	
5/23/2017	0.004 (J)	
9/22/2017	0.04 (J)	
3/14/2018	<0.1	
9/11/2018	<0.1	
3/12/2019	0.056 (J)	
9/10/2019	<0.1	
3/5/2020	<0.1	
9/9/2020	<0.1	
3/10/2021	<0.1	
7/30/2021	<0.1	
1/28/2022	<0.1	
8/11/2022	0.051 (J)	
2/10/2023	0.057 (J)	
8/3/2023	<0.1	
2/15/2024	<0.1	
7/31/2024	<0.1	
2/25/2025	0.06 (J)	
8/22/2025		<0.1
2/13/2026		<0.1

ND substitution: RL or RL/2 if <15% NDs.

Prediction Limit

Constituent: Fluoride (mg/L) Analysis Run 5/1/2026 5:08 PM View: Appendix III Intrawell

Plant Bowen Client: Southern Company Data: Bowen LF 3-8

	GWC-18	GWC-18
3/7/2016	0.0225 (J)	
5/5/2016	0.045 (J)	
7/13/2016	0.03 (J)	
9/13/2016	0.07 (J)	
10/31/2016	0.05 (J)	
1/12/2017	0.06 (J)	
3/23/2017	0.03 (J)	
5/23/2017	0.02 (J)	
9/25/2017	0.1 (J)	
3/14/2018	0.12 (J)	
9/11/2018	<0.1	
3/12/2019	0.05 (J)	
9/9/2019	<0.1	
3/6/2020	<0.1	
9/9/2020	<0.1	
2/26/2021	<0.1	
7/29/2021	<0.1	
1/28/2022	<0.1	
8/10/2022	0.06 (J)	
2/9/2023	0.072 (J)	
8/3/2023	<0.1	
2/14/2024	<0.1	
7/31/2024	<0.1	
2/20/2025	<0.1	
8/26/2025		<0.1
2/12/2026		<0.1

ND substitution: RL or RL/2 if <15% NDs.

Prediction Limit

Constituent: Fluoride (mg/L) Analysis Run 5/1/2026 5:08 PM View: Appendix III Intrawell

Plant Bowen Client: Southern Company Data: Bowen LF 3-8

	GWC-18R	GWC-18R
3/7/2016	0.0205 (J)	
5/5/2016	0.025 (J)	
7/13/2016	<0.1	
9/12/2016	0.02 (J)	
11/1/2016	0.05 (J)	
1/11/2017	<0.1	
3/20/2017	<0.1	
5/22/2017	<0.1	
9/21/2017	<0.1	
3/14/2018	0.12 (J)	
9/7/2018	<0.1	
3/12/2019	0.042 (J)	
9/6/2019	<0.1	
3/5/2020	<0.1	
9/9/2020	<0.1	
2/26/2021	<0.1	
7/29/2021	<0.1	
1/27/2022	<0.1	
8/10/2022	<0.1	
2/9/2023	<0.1	
8/4/2023	<0.1	
2/14/2024	<0.1	
7/31/2024	<0.1	
2/19/2025	<0.1	
8/22/2025		<0.1
2/12/2026		<0.1

ND substitution: RL or RL/2 if <15% NDs.

Prediction Limit

Constituent: Fluoride (mg/L) Analysis Run 5/1/2026 5:08 PM View: Appendix III Intrawell

Plant Bowen Client: Southern Company Data: Bowen LF 3-8

	GWC-19R	GWC-19R
3/7/2016	0.0227 (J)	
5/9/2016	0.0246 (J)	
7/14/2016	<0.1	
9/12/2016	0.03 (J)	
10/31/2016	0.05 (J)	
1/11/2017	<0.1	
3/21/2017	<0.1	
5/22/2017	<0.1	
9/20/2017	<0.1	
3/14/2018	0.045 (J)	
9/10/2018	<0.1	
3/12/2019	0.04 (J)	
9/9/2019	<0.1	
3/4/2020	<0.1	
9/9/2020	<0.1	
2/26/2021	<0.1	
8/3/2021	<0.1	
1/27/2022	<0.1	
8/9/2022	0.067 (J)	
2/9/2023	<0.1	
8/4/2023	<0.1	
2/14/2024	<0.1	
7/31/2024	<0.1	
2/20/2025	<0.1	
8/27/2025		<0.1
2/12/2026		<0.1

ND substitution: RL or RL/2 if <15% NDs.

Prediction Limit

Constituent: Fluoride (mg/L) Analysis Run 5/1/2026 5:08 PM View: Appendix III Intrawell

Plant Bowen Client: Southern Company Data: Bowen LF 3-8

	GWC-20R	GWC-20R
3/8/2016	0.0196 (J)	
5/9/2016	0.0259 (J)	
7/14/2016	<0.1	
9/12/2016	0.03 (J)	
10/31/2016	0.11 (J)	
1/12/2017	0.02 (J)	
3/22/2017	0.1 (J)	
5/22/2017	0.02 (J)	
9/19/2017	<0.1	
3/14/2018	0.035 (J)	
9/10/2018	<0.1	
3/12/2019	0.048 (J)	
9/6/2019	<0.1	
3/5/2020	<0.1	
9/4/2020	<0.1	
3/9/2021	<0.1	
8/2/2021	<0.1	
1/27/2022	<0.1	
8/9/2022	0.072 (J)	
2/10/2023	0.054 (J)	
8/3/2023	<0.1	
2/15/2024	<0.1	
8/1/2024	<0.1	
2/20/2025	<0.1	
8/26/2025		<0.1
2/12/2026		<0.1

ND substitution: RL or RL/2 if <15% NDs.

Prediction Limit

Constituent: Fluoride (mg/L) Analysis Run 5/1/2026 5:08 PM View: Appendix III Intrawell

Plant Bowen Client: Southern Company Data: Bowen LF 3-8

	GWC-21R	GWC-21R
3/8/2016	0.0183 (J)	
5/9/2016	0.0222 (J)	
7/15/2016	<0.1	
9/9/2016	0.03 (J)	
10/27/2016	0.1 (J)	
1/12/2017	0.11 (J)	
3/21/2017	<0.1	
5/23/2017	<0.1	
9/19/2017	<0.1	
3/14/2018	<0.1	
9/10/2018	<0.1	
3/11/2019	0.51 (O)	
6/18/2019	<0.1	
9/6/2019	<0.1	
3/3/2020	<0.1	
9/8/2020	<0.1	
3/9/2021	<0.1	
8/2/2021	<0.1	
1/28/2022	<0.1	
8/10/2022	0.057 (J)	
2/9/2023	0.064 (J)	
8/4/2023	<0.1	
2/15/2024	<0.1	
8/2/2024	0.062 (J)	
2/25/2025	0.057 (J)	
8/22/2025		<0.1
2/17/2026		<0.1

ND substitution: RL or RL/2 if <15% NDs.

Prediction Limit

Constituent: Fluoride (mg/L) Analysis Run 5/1/2026 5:08 PM View: Appendix III Intrawell

Plant Bowen Client: Southern Company Data: Bowen LF 3-8

	GWC-22R	GWC-22R
3/7/2016	0.0284 (J)	
5/5/2016	0.049 (J)	
7/14/2016	<0.1	
9/12/2016	0.06 (J)	
10/27/2016	0.12 (J)	
1/13/2017	0.04 (J)	
3/20/2017	0.06 (J)	
5/23/2017	0.02 (J)	
9/19/2017	<0.1	
3/13/2018	0.046 (J)	
9/7/2018	<0.1	
3/11/2019	<0.1	
9/5/2019	<0.1	
3/3/2020	<0.1	
9/8/2020	<0.1	
3/9/2021	<0.1	
8/2/2021	<0.1	
1/27/2022	<0.1	
8/10/2022	0.055 (J)	
2/9/2023	0.052 (J)	
8/3/2023	<0.1	
2/15/2024	<0.1	
7/31/2024	<0.1	
2/20/2025	<0.1	
8/26/2025		<0.1
2/13/2026		<0.1

ND substitution: RL or RL/2 if <15% NDs.

Prediction Limit

Constituent: Fluoride (mg/L) Analysis Run 5/1/2026 5:08 PM View: Appendix III Intrawell

Plant Bowen Client: Southern Company Data: Bowen LF 3-8

	GWC-23R	GWC-23R
3/9/2016	0.0356 (J)	
5/6/2016	0.056 (J)	
7/15/2016	<0.1	
9/14/2016	0.02 (J)	
11/1/2016	0.07 (J)	
1/25/2017	0.01 (J)	
3/22/2017	0.02 (J)	
5/24/2017	<0.1	
9/21/2017	0.17 (J)	
3/14/2018	0.18 (J)	
9/11/2018	<0.1	
3/12/2019	0.06 (J)	
9/6/2019	<0.1	
3/5/2020	<0.1	
9/9/2020	<0.1	
3/10/2021	<0.1	
7/30/2021	<0.1	
1/28/2022	<0.1	
8/11/2022	0.073 (J)	
2/10/2023	0.078 (J)	
8/3/2023	<0.1	
2/16/2024	0.054 (J)	
7/31/2024	<0.1	
2/25/2025	0.064 (J)	
8/21/2025		0.062 (J)
2/13/2026		<0.1

ND substitution: RL or RL/2 if <15% NDs.

Prediction Limit

Constituent: Fluoride (mg/L) Analysis Run 5/1/2026 5:08 PM View: Appendix III Intrawell

Plant Bowen Client: Southern Company Data: Bowen LF 3-8

	GWC-24R	GWC-24R
3/4/2016	0.0271 (J)	
5/5/2016	0.039 (J)	
7/12/2016	0.12 (J)	
9/13/2016	0.04 (J)	
10/27/2016	0.11 (J)	
1/13/2017	<0.1	
3/20/2017	<0.1	
5/19/2017	0.01 (J)	
9/19/2017	<0.1	
3/13/2018	0.091 (J)	
9/11/2018	<0.1	
3/8/2019	<0.1	
9/5/2019	<0.1	
3/3/2020	<0.1	
9/9/2020	<0.1	
3/9/2021	<0.1	
7/29/2021	<0.1	
1/28/2022	<0.1	
8/9/2022	0.072 (J)	
2/9/2023	0.053 (J)	
8/3/2023	<0.1	
2/15/2024	<0.1	
7/31/2024	<0.1	
2/24/2025	<0.1	
8/26/2025		<0.1
2/12/2026		<0.1

ND substitution: RL or RL/2 if <15% NDs.

Prediction Limit

Constituent: Fluoride (mg/L) Analysis Run 5/1/2026 5:08 PM View: Appendix III Intrawell

Plant Bowen Client: Southern Company Data: Bowen LF 3-8

	GWC-25R	GWC-25R
3/8/2016	0.0226 (J)	
5/4/2016	0.027 (J)	
7/18/2016	<0.1	
9/13/2016	0.03 (J)	
10/27/2016	0.1 (J)	
1/13/2017	<0.1	
3/16/2017	<0.1	
5/19/2017	<0.1	
9/19/2017	<0.1	
3/13/2018	<0.1	
9/11/2018	<0.1	
3/8/2019	<0.1	
9/5/2019	<0.1	
3/3/2020	<0.1	
9/4/2020	<0.1	
3/9/2021	<0.1	
8/2/2021	<0.1	
1/27/2022	<0.1	
8/9/2022	0.068 (J)	
2/9/2023	<0.1	
8/3/2023	<0.1	
2/16/2024	0.055 (J)	
7/31/2024	<0.1	
2/25/2025	0.056 (J)	
8/18/2025		0.052 (J)
2/13/2026		<0.1

ND substitution: RL or RL/2 if <15% NDs.

Prediction Limit

Constituent: Fluoride (mg/L) Analysis Run 5/1/2026 5:08 PM View: Appendix III Intrawell

Plant Bowen Client: Southern Company Data: Bowen LF 3-8

	GWC-26	GWC-26
6/20/2023	<0.1	
8/7/2023	0.055 (J)	
10/12/2023	<0.1	
12/12/2023	<0.1	
2/29/2024	<0.1	
4/23/2024	<0.1	
6/12/2024	<0.1	
8/27/2024	<0.1	
3/4/2025	0.053 (J)	
8/15/2025		<0.1
2/24/2026		<0.1

ND substitution: RL or RL/2 if <15% NDs.

Prediction Limit

Constituent: Fluoride (mg/L) Analysis Run 5/1/2026 5:08 PM View: Appendix III Intrawell

Plant Bowen Client: Southern Company Data: Bowen LF 3-8

	GWC-27	GWC-27
6/23/2023	0.054 (J)	
8/7/2023	0.051 (J)	
10/12/2023	<0.1	
12/12/2023	<0.1	
2/29/2024	<0.1	
4/23/2024	<0.1	
6/12/2024	<0.1	
8/26/2024	0.069 (J)	
3/4/2025	0.054 (J)	
8/20/2025		0.061 (J)
3/2/2026		<0.1

ND substitution: RL or RL/2 if <15% NDs.

Prediction Limit

Constituent: Fluoride (mg/L) Analysis Run 5/1/2026 5:08 PM View: Appendix III Intrawell

Plant Bowen Client: Southern Company Data: Bowen LF 3-8

	GWC-27R	GWC-27R
6/23/2023	0.087 (J)	
8/7/2023	0.088 (J)	
10/12/2023	0.062 (J)	
12/12/2023	0.074 (J)	
2/29/2024	0.071 (J)	
4/23/2024	<0.1	
6/13/2024	0.051 (J)	
8/26/2024	0.11	
3/4/2025	0.069 (J)	
8/18/2025		0.065 (J)
3/2/2026		0.057 (J)

ND substitution: RL or RL/2 if <15% NDs.

Prediction Limit

Constituent: Fluoride (mg/L) Analysis Run 5/1/2026 5:08 PM View: Appendix III Intrawell

Plant Bowen Client: Southern Company Data: Bowen LF 3-8

	GWC-28	GWC-28
6/20/2023	0.071 (J)	
8/8/2023	0.088 (J)	
10/12/2023	0.058 (J)	
12/12/2023	0.084 (J)	
3/4/2024	0.085 (J)	
4/24/2024	0.097 (J)	
6/12/2024	<0.1	
8/27/2024	<0.1	
3/6/2025	0.14	
8/19/2025		0.094 (J)
3/2/2026		0.079 (J)

ND substitution: RL or RL/2 if <15% NDs.

Prediction Limit

Constituent: Fluoride (mg/L) Analysis Run 5/1/2026 5:08 PM View: Appendix III Intrawell

Plant Bowen Client: Southern Company Data: Bowen LF 3-8

	GWC-29	GWC-29
6/26/2023	0.12	
8/7/2023	0.11	
10/11/2023	0.069 (J)	
12/12/2023	0.072 (J)	
2/29/2024	0.054 (J)	
4/23/2024	<0.1	
6/11/2024	<0.1	
8/26/2024	0.073 (J)	
3/5/2025	0.059 (J)	
8/18/2025		0.061 (J)
2/26/2026		<0.1

ND substitution: RL or RL/2 if <15% NDs.

Prediction Limit

Constituent: Fluoride (mg/L) Analysis Run 5/1/2026 5:08 PM View: Appendix III Intrawell

Plant Bowen Client: Southern Company Data: Bowen LF 3-8

	GWC-29R	GWC-29R
6/27/2023	0.11	
8/10/2023	<0.1	
10/13/2023	<0.1	
12/13/2023	0.077 (J)	
3/1/2024	0.067 (J)	
4/24/2024	0.062 (J)	
6/12/2024	<0.1	
8/27/2024	<0.1	
3/6/2025	0.074 (J)	
8/19/2025		0.066 (J)
2/26/2026		<0.1

ND substitution: RL or RL/2 if <15% NDs.

Prediction Limit

Constituent: Fluoride (mg/L) Analysis Run 5/1/2026 5:08 PM View: Appendix III Intrawell

Plant Bowen Client: Southern Company Data: Bowen LF 3-8

	GWC-30	GWC-30
6/27/2023	<0.1	
8/9/2023	0.078 (J)	
10/13/2023	0.059 (J)	
12/13/2023	0.1	
3/1/2024	0.087 (J)	
4/24/2024	0.075 (J)	
6/12/2024	<0.1	
8/27/2024	0.057 (J)	
3/5/2025	0.12	
8/19/2025		0.099 (J)
2/27/2026		<0.1

ND substitution: RL or RL/2 if <15% NDs.

Prediction Limit

Constituent: Fluoride (mg/L) Analysis Run 5/1/2026 5:08 PM View: Appendix III Intrawell

Plant Bowen Client: Southern Company Data: Bowen LF 3-8

	GWC-31	GWC-31
6/23/2023	0.17	
8/9/2023	0.071 (J)	
10/11/2023	<0.1	
12/12/2023	<0.1	
3/1/2024	0.056 (J)	
4/23/2024	0.085 (J)	
6/12/2024	<0.1	
8/26/2024	0.088 (J)	
3/5/2025	0.059 (J)	
8/20/2025		0.058 (J)
2/25/2026		<0.1

ND substitution: RL or RL/2 if <15% NDs.

Prediction Limit

Constituent: Fluoride (mg/L) Analysis Run 5/1/2026 5:08 PM View: Appendix III Intrawell

Plant Bowen Client: Southern Company Data: Bowen LF 3-8

	GWC-31R	GWC-31R
6/23/2023	0.059 (J)	
8/9/2023	0.05 (J)	
10/11/2023	<0.1	
12/12/2023	<0.1	
3/4/2024	<0.1	
4/23/2024	<0.1	
6/11/2024	<0.1	
8/26/2024	0.055 (J)	
3/5/2025	0.052 (J)	
8/19/2025		<0.1
2/27/2026		<0.1

ND substitution: RL or RL/2 if <15% NDs.

Prediction Limit

Constituent: Fluoride (mg/L) Analysis Run 5/1/2026 5:08 PM View: Appendix III Intrawell

Plant Bowen Client: Southern Company Data: Bowen LF 3-8

	GWC-32	GWC-32
6/26/2023	0.075 (J)	
8/9/2023	0.061 (J)	
10/13/2023	<0.1	
12/13/2023	<0.1	
2/29/2024	<0.1	
4/24/2024	<0.1	
6/12/2024	<0.1	
8/27/2024	0.063 (J)	
3/6/2025	0.092 (J)	
8/20/2025		0.081 (J)
3/2/2026		0.097 (J)

ND substitution: RL or RL/2 if <15% NDs.

Prediction Limit

Constituent: Fluoride (mg/L) Analysis Run 5/1/2026 5:08 PM View: Appendix III Intrawell

Plant Bowen Client: Southern Company Data: Bowen LF 3-8

	GWC-33R	GWC-33R
6/21/2023	0.054 (J)	
8/8/2023	0.055 (J)	
10/11/2023	<0.1	
12/13/2023	<0.1	
3/4/2024	<0.1	
4/23/2024	<0.1	
6/13/2024	<0.1	
8/27/2024	<0.1	
3/5/2025	0.059 (J)	
8/19/2025		<0.1
3/3/2026		<0.1

ND substitution: RL or RL/2 if <15% NDs.

Prediction Limit

Constituent: Fluoride (mg/L) Analysis Run 5/1/2026 5:08 PM View: Appendix III Intrawell

Plant Bowen Client: Southern Company Data: Bowen LF 3-8

	GWC-34	GWC-34
6/21/2023	<0.1	
8/7/2023	<0.1	
10/10/2023	<0.1	
12/13/2023	<0.1	
2/29/2024	<0.1	
4/24/2024	<0.1	
6/13/2024	<0.1	
8/28/2024	<0.1	
9/4/2025		<0.1
3/2/2026		<0.1

ND substitution: RL or RL/2 if <15% NDs.

Prediction Limit

Constituent: Fluoride (mg/L) Analysis Run 5/1/2026 5:08 PM View: Appendix III Intrawell

Plant Bowen Client: Southern Company Data: Bowen LF 3-8

	GWC-34R	GWC-34R
6/21/2023	<0.1	
8/7/2023	<0.1	
10/10/2023	<0.1	
12/13/2023	<0.1	
2/29/2024	<0.1	
4/24/2024	<0.1	
6/13/2024	<0.1	
8/28/2024	<0.1	
9/4/2025		<0.1
3/2/2026		<0.1

ND substitution: RL or RL/2 if <15% NDs.

Prediction Limit

Constituent: Fluoride (mg/L) Analysis Run 5/1/2026 5:08 PM View: Appendix III Intrawell

Plant Bowen Client: Southern Company Data: Bowen LF 3-8

	GWC-35	GWC-35
6/28/2023	<0.1	
8/10/2023	<0.1	
10/11/2023	0.055 (J)	
12/13/2023	0.066 (J)	
2/29/2024	0.057 (J)	
4/24/2024	<0.1	
6/13/2024	<0.1	
8/27/2024	<0.1	
3/5/2025	0.056 (J)	
8/15/2025		<0.1
2/24/2026		<0.1

ND substitution: RL or RL/2 if <15% NDs.

Prediction Limit

Constituent: Fluoride (mg/L) Analysis Run 5/1/2026 5:08 PM View: Appendix III Intrawell

Plant Bowen Client: Southern Company Data: Bowen LF 3-8

	GWC-36A	GWC-36A
4/6/2022	<0.1	
8/8/2022	0.063 (J)	
2/8/2023	<0.1	
8/2/2023	<0.1	
2/13/2024	<0.1	
7/30/2024	<0.1	
2/19/2025	<0.1	
8/21/2025		<0.1
2/12/2026		<0.1

ND substitution: RL or RL/2 if <15% NDs.

Prediction Limit

Constituent: Fluoride (mg/L) Analysis Run 5/1/2026 5:08 PM View: Appendix III Intrawell

Plant Bowen Client: Southern Company Data: Bowen LF 3-8

	GWC-36RA	GWC-36RA
3/1/2016	0.0172 (J)	
5/2/2016	0.018 (J)	
7/6/2016	0.02 (J)	
9/7/2016	<0.1	
10/25/2016	0.03 (J)	
1/5/2017	0.03 (J)	
3/14/2017	<0.1	
5/16/2017	<0.1	
9/15/2017	<0.1	
3/12/2018	<0.1	
9/6/2018	<0.1	
3/7/2019	<0.1	
9/4/2019	<0.1	
3/2/2020	<0.1	
9/14/2020	<0.1	
3/26/2021	<0.1	
7/27/2021	<0.1	
1/26/2022	<0.1	
8/8/2022	0.062 (J)	
2/8/2023	<0.1	
8/3/2023	<0.1	
2/13/2024	<0.1	
7/30/2024	<0.1	
2/19/2025	<0.1	
8/21/2025		<0.1
2/12/2026		<0.1

ND substitution: RL or RL/2 if <15% NDs.

Prediction Limit

Constituent: Fluoride (mg/L) Analysis Run 5/1/2026 5:08 PM View: Appendix III Intrawell

Plant Bowen Client: Southern Company Data: Bowen LF 3-8

	GWC-37	GWC-37
3/1/2016	0.0215 (J)	
5/3/2016	0.023 (J)	
7/8/2016	0.02 (J)	
9/7/2016	<0.1	
10/25/2016	0.04 (J)	
1/6/2017	<0.1	
3/14/2017	<0.1	
5/16/2017	<0.1	
9/15/2017	<0.1	
3/12/2018	<0.1	
9/6/2018	<0.1	
3/6/2019	<0.1	
9/4/2019	<0.1	
3/2/2020	<0.1	
9/3/2020	<0.1	
2/24/2021	<0.1	
7/28/2021	<0.1	
1/26/2022	<0.1	
8/8/2022	0.061 (J)	
2/8/2023	<0.1	
8/2/2023	<0.1	
2/13/2024	<0.1	
7/30/2024	<0.1	
2/19/2025	<0.1	
8/27/2025		<0.1
2/12/2026		<0.1

ND substitution: RL or RL/2 if <15% NDs.

Prediction Limit

Constituent: Fluoride (mg/L) Analysis Run 5/1/2026 5:08 PM View: Appendix III Intrawell

Plant Bowen Client: Southern Company Data: Bowen LF 3-8

	GWC-38	GWC-38
3/2/2016	0.0121 (J)	
5/3/2016	0.013 (J)	
7/7/2016	<0.1	
9/8/2016	<0.1	
10/25/2016	0.03 (J)	
2/9/2017	<0.1	
3/23/2017	<0.1	
5/17/2017	<0.1	
9/19/2017	<0.1	
3/13/2018	<0.1	
9/6/2018	<0.1	
3/7/2019	<0.1	
9/4/2019	<0.1	
3/2/2020	<0.1	
9/3/2020	<0.1	
2/24/2021	<0.1	
7/28/2021	<0.1	
1/25/2022	<0.1	
8/5/2022	<0.1	
2/8/2023	<0.1	
8/2/2023	<0.1	
2/13/2024	<0.1	
7/30/2024	<0.1	
2/19/2025	<0.1	
8/21/2025		<0.1
2/12/2026		<0.1

ND substitution: RL or RL/2 if <15% NDs.

Prediction Limit

Constituent: Fluoride (mg/L) Analysis Run 5/1/2026 5:08 PM View: Appendix III Intrawell

Plant Bowen Client: Southern Company Data: Bowen LF 3-8

	GWC-57	GWC-57
6/21/2023	0.063 (J)	
8/8/2023	0.071 (J)	
10/10/2023	<0.1	
12/13/2023	0.068 (J)	
3/4/2024	<0.1	
4/24/2024	<0.1	
6/13/2024	<0.1	
8/27/2024	<0.1	
3/4/2025	<0.1	
8/15/2025		<0.1
3/2/2026		<0.1

ND substitution: RL or RL/2 if <15% NDs.

Prediction Limit

Constituent: pH, Field (SU) Analysis Run 5/1/2026 5:08 PM View: Appendix III Intrawell

Plant Bowen Client: Southern Company Data: Bowen LF 3-8

	GWA-1	GWA-1
3/22/2016	7.65	
5/19/2016	7.6	
7/29/2016	7.58	
9/23/2016	7.57	
11/9/2016	7.45	
1/30/2017	7.64	
3/30/2017	7.51	
6/9/2017	7.6	
10/2/2017	7.55	
3/16/2018	7.58	
9/17/2018	7.53	
3/20/2019	7.64	
9/12/2019	7.36	
3/11/2020	7.51	
9/15/2020	7.43	
3/16/2021	7.57	
8/9/2021	7.44	
2/1/2022	7.52	
8/16/2022	7.36	
2/16/2023	7.39	
7/27/2023	7.08	
2/22/2024	6.97	
8/7/2024	7.51	
2/27/2025	7.5	
9/2/2025		7.35
2/18/2026		7.36

Prediction Limit

Constituent: pH, Field (SU) Analysis Run 5/1/2026 5:08 PM View: Appendix III Intrawell

Plant Bowen Client: Southern Company Data: Bowen LF 3-8

	GWA-2	GWA-2
3/23/2016	6.7	
5/20/2016	6.36	
7/29/2016	6.75	
9/23/2016	6.62	
11/9/2016	6.42	
1/31/2017	5.66	
3/30/2017	6.33	
6/12/2017	6.6	
10/2/2017	5.61	
3/19/2018	6.55	
9/14/2018	5.81	
3/20/2019	5.71	
9/12/2019	5.45	
3/11/2020	6.56	
9/15/2020	6.38	
3/17/2021	6.58	
8/9/2021	6.47	
2/1/2022	6.3	
8/16/2022	6.63	
2/16/2023	6.56	
7/27/2023	6.06	
2/22/2024	6.03	
8/7/2024	6.73	
2/27/2025	6.7	
9/2/2025		6.53
2/18/2026		6.33

Prediction Limit

Constituent: pH, Field (SU) Analysis Run 5/1/2026 5:08 PM View: Appendix III Intrawell

Plant Bowen Client: Southern Company Data: Bowen LF 3-8

	GWA-2R	GWA-2R
3/23/2016	7.45	
5/19/2016	7.5	
7/29/2016	7.59	
9/22/2016	7.44	
11/10/2016	7.55	
1/31/2017	7.56	
4/3/2017	7.46	
6/9/2017	7.24	
10/2/2017	7.35	
3/16/2018	7.31	
9/14/2018	7.55	
3/19/2019	7.2	
9/13/2019	7.29	
3/11/2020	7.09	
9/15/2020	7.45	
3/16/2021	7.51	
8/9/2021	6.63	
2/1/2022	6.62	
8/16/2022	7.11	
2/16/2023	7.02	
7/27/2023	6.49	
2/26/2024	6.85	
8/6/2024	7.61	
2/27/2025	7.18	
9/2/2025		7.18
2/18/2026		7.19

Prediction Limit

Constituent: pH, Field (SU) Analysis Run 5/1/2026 5:08 PM View: Appendix III Intrawell

Plant Bowen Client: Southern Company Data: Bowen LF 3-8

	GWA-3A	GWA-3A
3/23/2016	5.96	
5/23/2016	5.73	
7/29/2016	5.51	
9/22/2016	5.45	
11/10/2016	5.51	
1/31/2017	5.42	
3/30/2017	5.43	
6/12/2017	5.47	
10/4/2017	5.23	
3/19/2018	5.4	
9/17/2018	5.22	
3/20/2019	5.22 (D)	
9/13/2019	5.07	
3/11/2020	5.31	
3/29/2021	8.04	
8/9/2021	7.85	
2/2/2022	7.94	
8/16/2022	7.74	
2/17/2023	7.71	
8/1/2023	7.66	
2/22/2024	7.89	
8/8/2024	7.86	
2/26/2025	7.93	
9/2/2025		7.9
2/17/2026		7.74

Prediction Limit

Constituent: pH, Field (SU) Analysis Run 5/1/2026 5:08 PM View: Appendix III Intrawell

Plant Bowen Client: Southern Company Data: Bowen LF 3-8

	GWA-4RZ	GWA-4RZ
2/22/2017	7.38	
4/7/2017	7.35	
6/14/2017	7.3	
7/12/2017	7.39	
7/20/2017	7.44	
7/28/2017	7.5	
8/9/2017	7.52	
8/24/2017	7.5	
10/3/2017	7.51	
12/28/2017	7.32	
3/21/2018	7.3	
9/18/2018	7.39	
3/21/2019	7.28	
9/12/2019	7.2	
3/12/2020	7.52	
9/17/2020	7.42	
3/16/2021	7.4	
8/10/2021	7.2	
2/3/2022	7.2	
8/17/2022	6.49	
2/17/2023	6.98	
7/28/2023	6.93	
2/27/2024	7.11	
8/8/2024	7.01	
2/28/2025	7.25	
9/3/2025		7.01
2/18/2026		6.99

Prediction Limit

Constituent: pH, Field (SU) Analysis Run 5/1/2026 5:08 PM View: Appendix III Intrawell

Plant Bowen Client: Southern Company Data: Bowen LF 3-8

	GWA-39RZ	GWA-39RZ
2/21/2017	7.76	
3/27/2017	7.7	
6/8/2017	7.69	
7/17/2017	7.57	
7/27/2017	7.63	
8/9/2017	7.73	
9/29/2017	7.7	
3/16/2018	7.49	
9/14/2018	7.32	
3/14/2019	7.22	
9/11/2019	7.32	
3/9/2020	7.68	
9/16/2020	7.68	
3/16/2021	7.85	
8/6/2021	7.09	
2/2/2022	6.89	
8/16/2022	7.45	
2/14/2023	7.48	
7/25/2023	7.19	
2/19/2024	7.7	
8/1/2024	7.08	
2/26/2025	7.4	
8/28/2025		7.43
2/18/2026		7.33

Prediction Limit

Constituent: pH, Field (SU) Analysis Run 5/1/2026 5:08 PM View: Appendix III Intrawell

Plant Bowen Client: Southern Company Data: Bowen LF 3-8

	GWA-39Z	GWA-39Z
3/14/2016	6.91	
5/11/2016	6.51	
7/19/2016	6.12	
9/15/2016	5.96	
11/2/2016	5.78	
1/18/2017	6.13	
3/28/2017	6.59	
6/7/2017	6.72	
9/26/2017	7.05	
12/28/2017	6.79	
3/14/2018	7.42	
9/12/2018	6.86	
3/15/2019	6.78	
9/9/2019	6.49	
3/9/2020	5.9	
9/10/2020	5.53	
3/12/2021	6.39	
8/4/2021	6.21	
1/31/2022	6.41	
8/10/2022	6.07	
2/13/2023	6.35	
7/26/2023	5.77	
2/19/2024	6.34	
8/1/2024	5.88	
2/25/2025	6.66	
8/28/2025		6.39
2/18/2026		6.32

Prediction Limit

Constituent: pH, Field (SU) Analysis Run 5/1/2026 5:08 PM View: Appendix III Intrawell

Plant Bowen Client: Southern Company Data: Bowen LF 3-8

	GWA-40	GWA-40
3/15/2016	7.58	
5/11/2016	7.24	
7/21/2016	7.53	
9/15/2016	7	
9/19/2016	7.19	
11/3/2016	7.13	
1/17/2017	7.51	
3/24/2017	7.55	
5/24/2017	7.6	
9/26/2017	7.66	
12/28/2017	7.34	
3/14/2018	7.56	
9/12/2018	7.12	
3/13/2019	7.12	
9/9/2019	7.07	
3/9/2020	7.5	
9/11/2020	6.98	
3/10/2021	7.3	
8/4/2021	6.79	
1/31/2022	6.85	
8/12/2022	6.83	
2/13/2023	6.94	
7/26/2023	6.46	
2/19/2024	6.75	
8/1/2024	7.06	
2/25/2025	7.51	
8/27/2025		6.86
2/16/2026		7.01

Prediction Limit

Constituent: pH, Field (SU) Analysis Run 5/1/2026 5:08 PM View: Appendix III Intrawell

Plant Bowen Client: Southern Company Data: Bowen LF 3-8

	GWA-41	GWA-41
3/15/2016	6.74	
5/12/2016	6.41	
7/20/2016	6.59	
9/15/2016	5.76	
11/3/2016	6.45	
1/18/2017	6.34	
3/24/2017	6.42	
6/6/2017	6.82	
9/25/2017	6.63	
3/14/2018	7.08	
9/12/2018	6.54	
3/14/2019	6.58	
9/10/2019	5.66	
3/6/2020	6.82	
9/10/2020	6.4	
3/11/2021	6.8	
8/4/2021	6.34	
1/31/2022	6.02	
8/11/2022	6.29	
2/13/2023	6.25	
7/25/2023	5.58	
2/19/2024	6.17	
8/1/2024	6.03	
2/25/2025	6.8	
8/28/2025		5.98
2/16/2026		5.96

Prediction Limit

Constituent: pH, Field (SU) Analysis Run 5/1/2026 5:08 PM View: Appendix III Intrawell

Plant Bowen Client: Southern Company Data: Bowen LF 3-8

	GWA-41R	GWA-41R
3/15/2016	7.15	
5/13/2016	7.29	
7/21/2016	7.43	
9/21/2016	7.05	
11/3/2016	7.4	
1/17/2017	7.06	
3/27/2017	7.13	
6/6/2017	7.18	
9/25/2017	6.88	
3/14/2018	7.04	
9/12/2018	7.02	
3/14/2019	6.93	
9/10/2019	6.72	
3/9/2020	6.7	
9/10/2020	6.67	
3/10/2021	7.3	
8/4/2021	7.15	
1/31/2022	6.63	
8/11/2022	7.12	
2/13/2023	6.45	
7/25/2023	6.19	
2/19/2024	6.79	
8/1/2024	7.17	
2/25/2025	6.63	
8/27/2025		6.72
2/16/2026		7.34

Prediction Limit

Constituent: pH, Field (SU) Analysis Run 5/1/2026 5:08 PM View: Appendix III Intrawell

Plant Bowen Client: Southern Company Data: Bowen LF 3-8

	GWA-42	GWA-42
3/11/2016	7.37	
5/16/2016	7.55	
7/22/2016	7.51	
9/19/2016	7.52	
11/3/2016	7.56	
1/17/2017	7.59	
3/27/2017	7.63	
6/7/2017	7.55	
9/26/2017	7.59	
3/14/2018	7.6	
9/14/2018	7.37	
3/14/2019	7.57	
9/10/2019	7.53	
3/6/2020	7.42	
9/10/2020	7.48	
3/11/2021	7.53	
8/4/2021	7.35	
1/31/2022	7.17	
8/10/2022	7.26	
2/13/2023	6.83	
7/26/2023	6.92	
2/20/2024	7.39	
8/1/2024	7.49	
2/25/2025	7.41	
8/28/2025		7.35
2/16/2026		7.18

Prediction Limit

Constituent: pH, Field (SU) Analysis Run 5/1/2026 5:08 PM View: Appendix III Intrawell

Plant Bowen Client: Southern Company Data: Bowen LF 3-8

	GWA-43	GWA-43
3/11/2016	6.43	
5/13/2016	6.8	
7/19/2016	6.42	
9/16/2016	6.19	
11/2/2016	6.36	
1/18/2017	6.16	
3/28/2017	5.8	
6/6/2017	5.97	
9/22/2017	5.77	
3/14/2018	5.85	
9/12/2018	5.65	
3/13/2019	5.63	
9/11/2019	5.53	
3/9/2020	5.5	
9/11/2020	6.25	
3/11/2021	5.55	
8/6/2021	5.52	
1/31/2022	5.71	
8/11/2022	5.64	
2/14/2023	5.24	
7/25/2023	4.64	
2/20/2024	5.31	
8/2/2024	5.28	
2/25/2025	5.28	
8/28/2025		4.84
2/16/2026		5.28

Prediction Limit

Constituent: pH, Field (SU) Analysis Run 5/1/2026 5:08 PM View: Appendix III Intrawell

Plant Bowen Client: Southern Company Data: Bowen LF 3-8

	GWA-43R	GWA-43R
3/11/2016	7.89	
5/13/2016	7.86	
7/19/2016	7.83	
9/16/2016	7.75	
11/2/2016	7.77	
1/18/2017	7.65	
3/28/2017	7.79	
6/6/2017	7.89	
9/22/2017	7.8	
12/28/2017	7.78	
3/15/2018	7.66	
9/12/2018	7.75	
3/13/2019	7.84	
9/11/2019	7.75	
3/9/2020	7.73	
9/14/2020	7.76	
3/11/2021	7.81	
8/5/2021	7.75	
1/31/2022	8.04	
8/10/2022	7.72	
2/13/2023	7.82	
7/25/2023	7.31	
2/20/2024	7.82	
8/2/2024	7.74	
2/25/2025	7.77	
8/28/2025		7.61
2/16/2026		7.61

Prediction Limit

Constituent: pH, Field (SU) Analysis Run 5/1/2026 5:08 PM View: Appendix III Intrawell

Plant Bowen Client: Southern Company Data: Bowen LF 3-8

	GWA-50	GWA-50
3/28/2016	6.22	
5/23/2016	5.86	
8/1/2016	6.39	
9/26/2016	5.74	
11/10/2016	5.78	
1/30/2017	5.88	
4/7/2017	5.94	
6/12/2017	5.81	
10/2/2017	5.93	
3/16/2018	5.64	
9/17/2018	5.82	
3/19/2019	5.93	
9/13/2019	5.61	
3/11/2020	5.57	
9/16/2020	5.62	
3/17/2021	5.64	
8/9/2021	5.34	
2/1/2022	5.61	
8/16/2022	5.29	
2/16/2023	4.95	
7/28/2023	4.66	
2/22/2024	5.6	
8/8/2024	4.68	
2/27/2025	5.64	
9/2/2025		5.35
2/17/2026		5.25

Prediction Limit

Constituent: pH, Field (SU) Analysis Run 5/1/2026 5:08 PM View: Appendix III Intrawell

Plant Bowen Client: Southern Company Data: Bowen LF 3-8

	GWA-50R	GWA-50R
3/28/2016	6.45	
5/25/2016	6.96	
8/1/2016	5.64	
9/26/2016	6.26	
11/11/2016	5.62	
1/30/2017	5.49	
4/3/2017	6.32	
6/12/2017	6.48	
10/2/2017	6.41	
3/16/2018	5.46	
9/18/2018	5.35	
3/19/2019	6.01	
9/12/2019	5.89	
3/11/2020	5.4	
9/15/2020	5.26	
3/17/2021	6.31	
8/9/2021	5.16	
2/2/2022	5.17	
8/17/2022	5.7	
2/16/2023	4.73	
7/28/2023	4.24	
2/22/2024	5.09	
8/8/2024	4.25	
2/28/2025	5.04	
9/2/2025		4.81
2/17/2026		4.75

Prediction Limit

Constituent: pH, Field (SU) Analysis Run 5/1/2026 5:08 PM View: Appendix III Intrawell

Plant Bowen Client: Southern Company Data: Bowen LF 3-8

	GWC-16R	GWC-16R
3/3/2016	7.22	
5/10/2016	7.08	
7/13/2016	7.05	
9/15/2016	7.51	
11/2/2016	7.1	
1/11/2017	7.16	
3/20/2017	7.19	
5/23/2017	6.97	
9/21/2017	7.28	
3/14/2018	7.11	
9/7/2018	7.08	
3/11/2019	7.21	
9/9/2019	7.13	
3/4/2020	7.37	
9/9/2020	7.08	
3/9/2021	7.34	
7/30/2021	7.04	
1/28/2022	7.31	
8/11/2022	7.05	
2/10/2023	7.02	
8/4/2023	6.82	
2/15/2024	6.95	
6/26/2024	6.71	
7/31/2024	7.03	
2/25/2025	6.81	
8/21/2025		6.8
2/13/2026		7.05

Prediction Limit

Constituent: pH, Field (SU) Analysis Run 5/1/2026 5:08 PM View: Appendix III Intrawell

Plant Bowen Client: Southern Company Data: Bowen LF 3-8

	GWC-17R	GWC-17R
3/4/2016	7.24	
5/10/2016	7.18	
7/14/2016	7.21	
9/14/2016	7.17	
11/1/2016	7.18	
1/11/2017	7.1	
3/21/2017	7.24	
5/23/2017	7.21	
9/22/2017	7.2	
3/14/2018	7.16	
9/11/2018	7.13	
3/12/2019	7.14	
9/10/2019	7.17	
3/5/2020	7.3	
9/9/2020	7.23	
3/10/2021	7.27	
7/30/2021	7.17	
1/28/2022	7.34	
8/11/2022	7.27	
2/10/2023	7.12	
8/3/2023	6.96	
2/15/2024	7.2	
7/31/2024	7.23	
2/25/2025	7.06	
8/22/2025		7.07
2/13/2026		7.27

Prediction Limit

Constituent: pH, Field (SU) Analysis Run 5/1/2026 5:08 PM View: Appendix III Intrawell

Plant Bowen Client: Southern Company Data: Bowen LF 3-8

	GWC-18	GWC-18
3/7/2016	6.81	
5/5/2016	6	
7/13/2016	6.67	
9/13/2016	6.67	
10/31/2016	6.15	
1/12/2017	6.79	
3/23/2017	7.04	
5/23/2017	7.02	
9/25/2017	6.81	
3/14/2018	7.06	
9/11/2018	6.97	
3/12/2019	7.06	
9/9/2019	6.71	
3/6/2020	7.01	
9/9/2020	6.63	
2/26/2021	7.07	
7/29/2021	6.77	
1/28/2022	6.6	
8/10/2022	6.53	
2/9/2023	6.68	
8/3/2023	6.19	
2/14/2024	6.37	
7/31/2024	6.66	
2/20/2025	6.96	
8/26/2025		6.56
2/12/2026		6.75

Prediction Limit

Constituent: pH, Field (SU) Analysis Run 5/1/2026 5:08 PM View: Appendix III Intrawell

Plant Bowen Client: Southern Company Data: Bowen LF 3-8

	GWC-18R	GWC-18R
3/7/2016	7.7	
5/5/2016	7.85	
7/13/2016	7.85	
9/12/2016	7.87	
11/1/2016	7.78	
1/11/2017	7.75	
3/20/2017	7.86	
5/22/2017	7.51	
9/21/2017	7.84	
3/14/2018	7.51	
9/7/2018	7.69	
3/12/2019	7.76	
9/6/2019	7.65	
3/5/2020	7.77	
9/9/2020	7.81	
2/26/2021	7.81	
7/29/2021	7.74	
1/27/2022	7.76	
8/10/2022	7.59	
2/9/2023	7.46	
8/4/2023	7.39	
2/14/2024	7.07	
7/31/2024	7.76	
2/19/2025	7.8	
8/22/2025		7.58
2/12/2026		7.63

Prediction Limit

Constituent: pH, Field (SU) Analysis Run 5/1/2026 5:08 PM View: Appendix III Intrawell

Plant Bowen Client: Southern Company Data: Bowen LF 3-8

	GWC-19R	GWC-19R
3/7/2016	7.68	
5/9/2016	7.66	
7/14/2016	7.74	
9/12/2016	7.76	
10/31/2016	7.74	
1/11/2017	7.69	
3/21/2017	7.54	
5/22/2017	7.79	
9/20/2017	7.77	
3/14/2018	7.74	
9/10/2018	7.69	
3/12/2019	7.6	
9/9/2019	7.73	
3/4/2020	7.65	
9/9/2020	7.67	
2/26/2021	7.73	
8/3/2021	7.66	
8/5/2021	7.66	
1/27/2022	7.74	
8/9/2022	7.77	
2/9/2023	7.38	
8/4/2023	7.2	
2/14/2024	7.67	
7/31/2024	7.69	
2/20/2025	7.76	
8/27/2025		7.59
2/12/2026		7.72

Prediction Limit

Constituent: pH, Field (SU) Analysis Run 5/1/2026 5:08 PM View: Appendix III Intrawell

Plant Bowen Client: Southern Company Data: Bowen LF 3-8

	GWC-20R	GWC-20R
3/8/2016	7.62	
5/9/2016	7.72	
7/14/2016	7.69	
9/12/2016	7.52	
10/31/2016	7.51	
1/12/2017	7.46	
3/22/2017	7.77	
5/22/2017	7.5	
9/19/2017	7.49	
12/29/2017	7.75	
3/14/2018	7.62	
9/10/2018	7.84	
3/12/2019	7.63	
9/6/2019	7.75	
3/5/2020	7.6	
9/4/2020	7.57	
3/9/2021	7.81	
8/2/2021	7.67	
1/27/2022	7.73	
8/9/2022	7.81	
2/10/2023	7.34	
8/3/2023	7.27	
2/15/2024	7.56	
8/1/2024	7.49	
2/20/2025	7.68	
8/26/2025		7.43
2/12/2026		7.5

Prediction Limit

Constituent: pH, Field (SU) Analysis Run 5/1/2026 5:08 PM View: Appendix III Intrawell

Plant Bowen Client: Southern Company Data: Bowen LF 3-8

	GWC-21R	GWC-21R
3/8/2016	6.86	
5/9/2016	7.08	
7/15/2016	7.2	
9/9/2016	7.17	
10/27/2016	7.14	
1/12/2017	7.06	
3/21/2017	7.14	
5/23/2017	6.9	
9/19/2017	7.18	
3/14/2018	6.99	
9/10/2018	6.96	
3/11/2019	6.95	
6/18/2019	6.88	
9/6/2019	7.04	
10/21/2019	7.1	
3/3/2020	7.1	
9/8/2020	7.07	
3/9/2021	6.98	
8/2/2021	7.01	
1/28/2022	6.69	
8/10/2022	6.98	
2/9/2023	7.13	
8/4/2023	6.73	
2/15/2024	6.74	
8/2/2024	6.91	
2/25/2025	7.58	
8/22/2025		7.1
2/17/2026		6.89

Prediction Limit

Constituent: pH, Field (SU) Analysis Run 5/1/2026 5:08 PM View: Appendix III Intrawell

Plant Bowen Client: Southern Company Data: Bowen LF 3-8

	GWC-22R	GWC-22R
3/7/2016	7.61	
5/5/2016	7.79	
7/14/2016	7.76	
9/12/2016	7.6	
10/27/2016	7.73	
1/13/2017	7.68	
3/20/2017	7.6	
5/23/2017	7.81	
9/19/2017	7.46	
1/9/2018	7.39	
3/13/2018	7.49	
9/7/2018	7.53	
3/11/2019	7.51	
9/5/2019	7.09	
3/3/2020	7.15	
9/8/2020	7.19	
3/9/2021	7.35	
8/2/2021	7.1	
1/27/2022	7.28	
8/10/2022	7.1	
2/9/2023	7.05	
8/3/2023	6.62	
2/15/2024	6.73	
7/31/2024	6.56	
2/20/2025	7.26	
8/26/2025		7.1
2/13/2026		7.02

Prediction Limit

Constituent: pH, Field (SU) Analysis Run 5/1/2026 5:08 PM View: Appendix III Intrawell

Plant Bowen Client: Southern Company Data: Bowen LF 3-8

	GWC-23R	GWC-23R
3/9/2016	7.54	
5/6/2016	7.5	
7/15/2016	7.33	
9/14/2016	7.47	
11/1/2016	7.31	
1/25/2017	7.07	
3/22/2017	7.43	
5/24/2017	7.07	
9/21/2017	7.24	
3/14/2018	7.4	
9/11/2018	7.78	
3/12/2019	7.55	
9/6/2019	7.32	
3/5/2020	7.24	
9/9/2020	7.12	
12/15/2020	7.39	
3/10/2021	7.41	
7/30/2021	7.13	
1/28/2022	7.38	
8/11/2022	7.37	
11/3/2022	6.65	
2/10/2023	7.01	
8/3/2023	6.88	
9/26/2023	7.12	
2/16/2024	6.82	
4/3/2024	6.91	
7/31/2024	7.22	
2/25/2025	7.25	
8/21/2025		7.11
2/13/2026		7.07

Prediction Limit

Constituent: pH, Field (SU) Analysis Run 5/1/2026 5:08 PM View: Appendix III Intrawell

Plant Bowen Client: Southern Company Data: Bowen LF 3-8

	GWC-24R	GWC-24R
3/4/2016	6.95	
5/5/2016	7.58	
7/12/2016	7.58	
9/13/2016	7.62	
10/27/2016	7.64	
1/13/2017	7.28	
3/20/2017	7.23	
5/19/2017	7.15	
9/19/2017	7.54	
3/13/2018	7.02	
9/11/2018	7.4	
3/8/2019	7.65	
9/5/2019	7.4	
3/3/2020	7.55	
9/9/2020	7.22	
3/9/2021	7.8	
7/29/2021	7.32	
1/28/2022	7.68	
8/9/2022	7.48	
2/9/2023	7.44	
8/3/2023	7.02	
2/15/2024	7.22	
7/31/2024	7.17	
2/24/2025	7.6	
8/26/2025		7.54
2/12/2026		7.55

Prediction Limit

Constituent: pH, Field (SU) Analysis Run 5/1/2026 5:08 PM View: Appendix III Intrawell

Plant Bowen Client: Southern Company Data: Bowen LF 3-8

	GWC-25R	GWC-25R
3/8/2016	7.4	
5/4/2016	7.6	
7/18/2016	7.61	
9/13/2016	7.56	
10/27/2016	7.69	
1/13/2017	7.62	
3/16/2017	7.43	
5/19/2017	7.32	
9/19/2017	7.62	
3/13/2018	7.43	
9/11/2018	7.69	
3/8/2019	7.69	
9/5/2019	7.59	
3/3/2020	7.56	
9/4/2020	7.62	
3/9/2021	8.07	
8/2/2021	7.48	
1/27/2022	7.46	
8/9/2022	7.6	
2/9/2023	7.51	
8/3/2023	7.26	
2/16/2024	7.28	
7/31/2024	7.33	
2/25/2025	7.68	
8/18/2025		7.53
2/13/2026		7.59

Prediction Limit

Constituent: pH, Field (SU) Analysis Run 5/1/2026 5:08 PM View: Appendix III Intrawell

Plant Bowen Client: Southern Company Data: Bowen LF 3-8

	GWC-26	GWC-26
6/20/2023	7.35	
8/7/2023	7.41	
10/12/2023	7.64	
12/12/2023	7.8	
2/29/2024	6.91	
4/23/2024	7.73	
6/12/2024	7.35	
8/27/2024	7.69	
3/4/2025	7.4	
8/15/2025		7.62
2/24/2026		7.17

Prediction Limit

Constituent: pH, Field (SU) Analysis Run 5/1/2026 5:08 PM View: Appendix III Intrawell

Plant Bowen Client: Southern Company Data: Bowen LF 3-8

	GWC-27	GWC-27
6/23/2023	7.46	
8/7/2023	7.34	
10/12/2023	7.74	
12/12/2023	7.9	
2/29/2024	7.31	
4/23/2024	7.22	
6/12/2024	7.48	
8/26/2024	7.73	
3/4/2025	7.72	
8/20/2025		7.71
3/2/2026		7.54

Prediction Limit

Constituent: pH, Field (SU) Analysis Run 5/1/2026 5:08 PM View: Appendix III Intrawell

Plant Bowen Client: Southern Company Data: Bowen LF 3-8

	GWC-27R	GWC-27R
6/23/2023	7.44	
8/7/2023	7.18	
10/12/2023	7.7	
12/12/2023	7.85	
2/29/2024	7.18	
4/23/2024	7.19	
6/13/2024	7.32	
8/26/2024	7.74	
3/4/2025	7.64	
8/18/2025		7.61
3/2/2026		7.5

Prediction Limit

Constituent: pH, Field (SU) Analysis Run 5/1/2026 5:08 PM View: Appendix III Intrawell

Plant Bowen Client: Southern Company Data: Bowen LF 3-8

	GWC-28	GWC-28
6/20/2023	7.48	
8/8/2023	7.3	
10/12/2023	7.75	
12/12/2023	7.86	
3/4/2024	7.14	
4/24/2024	7.37	
6/12/2024	7.27	
8/27/2024	7.72	
3/6/2025	7.82	
8/19/2025		7.76
3/2/2026		7.59

Prediction Limit

Constituent: pH, Field (SU) Analysis Run 5/1/2026 5:08 PM View: Appendix III Intrawell

Plant Bowen Client: Southern Company Data: Bowen LF 3-8

	GWC-29	GWC-29
6/26/2023	7.67	
8/7/2023	7.48	
10/11/2023	7.51	
12/12/2023	7.25	
2/29/2024	7.57	
4/23/2024	7.74	
6/11/2024	7.3	
8/26/2024	7.77	
3/5/2025	7.49	
8/18/2025		7.65
2/26/2026		7.77

Prediction Limit

Constituent: pH, Field (SU) Analysis Run 5/1/2026 5:08 PM View: Appendix III Intrawell

Plant Bowen Client: Southern Company Data: Bowen LF 3-8

	GWC-29R	GWC-29R
6/27/2023	7.29	
8/10/2023	7.48	
10/13/2023	7.14	
12/13/2023	7.11	
3/1/2024	6.93	
4/24/2024	7.87	
6/12/2024	7.05	
8/27/2024	7.46	
3/6/2025	7.37	
8/19/2025		7.5
2/26/2026		7.59

Prediction Limit

Constituent: pH, Field (SU) Analysis Run 5/1/2026 5:08 PM View: Appendix III Intrawell

Plant Bowen Client: Southern Company Data: Bowen LF 3-8

	GWC-30	GWC-30
6/27/2023	7.18	
8/8/2023	7.35	
8/9/2023	7.21	
10/13/2023	7.22	
12/13/2023	7.08	
3/1/2024	7.27	
4/24/2024	7.57	
6/12/2024	7.4	
8/27/2024	7.4	
3/5/2025	7.55	
8/19/2025		7.4
2/27/2026		7.23

Prediction Limit

Constituent: pH, Field (SU) Analysis Run 5/1/2026 5:08 PM View: Appendix III Intrawell

Plant Bowen Client: Southern Company Data: Bowen LF 3-8

	GWC-31	GWC-31
6/23/2023	7.31	
8/9/2023	6.93	
10/11/2023	7.95	
12/12/2023	7.63	
3/1/2024	6.97	
4/23/2024	6.97	
6/12/2024	7	
8/26/2024	6.94	
3/5/2025	7.35	
8/20/2025		7.31
2/25/2026		7.35

Prediction Limit

Constituent: pH, Field (SU) Analysis Run 5/1/2026 5:08 PM View: Appendix III Intrawell

Plant Bowen Client: Southern Company Data: Bowen LF 3-8

	GWC-31R	GWC-31R
6/23/2023	7.1	
8/9/2023	7.08	
10/11/2023	7.57	
12/12/2023	7.28	
3/4/2024	7.43	
4/23/2024	7.14	
6/11/2024	7.1	
8/26/2024	7.03	
3/5/2025	7.47	
8/19/2025		7.33
2/27/2026		7.44

Prediction Limit

Constituent: pH, Field (SU) Analysis Run 5/1/2026 5:08 PM View: Appendix III Intrawell

Plant Bowen Client: Southern Company Data: Bowen LF 3-8

	GWC-32	GWC-32
6/26/2023	6.86	
8/9/2023	6.85	
10/13/2023	7.22	
12/13/2023	6.65	
2/29/2024	6.91	
4/24/2024	6.68	
6/12/2024	6.66	
8/27/2024	6.53	
3/6/2025	7.08	
8/20/2025		7.11
3/2/2026		7.23

Prediction Limit

Constituent: pH, Field (SU) Analysis Run 5/1/2026 5:08 PM View: Appendix III Intrawell

Plant Bowen Client: Southern Company Data: Bowen LF 3-8

	GWC-33R	GWC-33R
6/21/2023	7.55	
8/8/2023	7.4	
10/11/2023	7.5	
12/13/2023	7.59	
3/4/2024	7.6	
4/23/2024	7.13	
6/13/2024	7.51	
8/27/2024	7.78	
3/5/2025	7.69	
8/19/2025		7.73
3/3/2026		7.61

Prediction Limit

Constituent: pH, Field (SU) Analysis Run 5/1/2026 5:08 PM View: Appendix III Intrawell

Plant Bowen Client: Southern Company Data: Bowen LF 3-8

	GWC-34	GWC-34
6/21/2023	6.02	
8/7/2023	6.07	
10/10/2023	6.62	
12/13/2023	6.71	
2/29/2024	6.08	
4/24/2024	5.75	
6/13/2024	5.99	
8/28/2024	6.33	
9/4/2025		6.16
3/2/2026		6.28

Prediction Limit

Constituent: pH, Field (SU) Analysis Run 5/1/2026 5:08 PM View: Appendix III Intrawell

Plant Bowen Client: Southern Company Data: Bowen LF 3-8

	GWC-34R	GWC-34R
6/21/2023	6.58	
8/7/2023	6.45	
10/10/2023	7.06	
12/13/2023	7.04	
2/29/2024	6.67	
4/24/2024	6.47	
6/13/2024	6.64	
8/28/2024	7.01	
9/4/2025		6.94
3/2/2026		6.91

Prediction Limit

Constituent: pH, Field (SU) Analysis Run 5/1/2026 5:08 PM View: Appendix III Intrawell

Plant Bowen Client: Southern Company Data: Bowen LF 3-8

	GWC-35	GWC-35
6/28/2023	7.4	
8/10/2023	7.34	
10/11/2023	7.67	
12/13/2023	7.38	
2/29/2024	7.27	
4/24/2024	7.6	
6/13/2024	7.29	
8/27/2024	7.56	
3/5/2025	7.37	
8/15/2025		7.34
2/24/2026		7.34

Prediction Limit

Constituent: pH, Field (SU) Analysis Run 5/1/2026 5:08 PM View: Appendix III Intrawell

Plant Bowen Client: Southern Company Data: Bowen LF 3-8

	GWC-36A	GWC-36A
4/6/2022	6.82	
8/8/2022	6.79	
2/8/2023	6.77	
8/2/2023	6.84	
2/13/2024	6.47	
7/30/2024	7.05	
2/19/2025	7.01	
8/21/2025		7.29
2/12/2026		7.08

Prediction Limit

Constituent: pH, Field (SU) Analysis Run 5/1/2026 5:08 PM View: Appendix III Intrawell

Plant Bowen Client: Southern Company Data: Bowen LF 3-8

	GWC-36RA	GWC-36RA
3/1/2016	7.45	
5/2/2016	7.31	
7/6/2016	7.4	
9/7/2016	7.32	
10/25/2016	7.4	
1/5/2017	7.29	
3/14/2017	7.48	
5/16/2017	7.38	
9/15/2017	7.35	
3/12/2018	7.26	
9/6/2018	7.21	
3/7/2019	7.48	
9/4/2019	7.14	
3/2/2020	7.24	
9/14/2020	7.1	
3/26/2021	7.11	
7/27/2021	7.65	
1/26/2022	7.01	
8/8/2022	7.11	
2/8/2023	6.88	
8/3/2023	6.91	
2/13/2024	6.69	
7/30/2024	7.32	
2/19/2025	7.23	
8/21/2025		7.26
2/12/2026		7.22

Prediction Limit

Constituent: pH, Field (SU) Analysis Run 5/1/2026 5:08 PM View: Appendix III Intrawell

Plant Bowen Client: Southern Company Data: Bowen LF 3-8

	GWC-37	GWC-37
3/1/2016	5.94	
5/3/2016	5.85	
7/8/2016	5.74	
9/7/2016	5.79	
10/25/2016	5.88	
1/6/2017	5.82	
3/14/2017	5.8	
5/16/2017	5.02	
9/15/2017	5.68	
3/12/2018	5.72	
9/6/2018	5.59	
3/6/2019	5.38	
9/4/2019	5.09	
3/2/2020	5.52	
9/3/2020	5.17	
2/24/2021	5.49	
7/28/2021	5.29	
1/26/2022	4.69	
8/8/2022	5.16	
2/8/2023	5.3	
8/2/2023	4.69	
2/13/2024	5.37	
7/30/2024	4.43	
2/19/2025	5.5	
8/27/2025		5.36
2/12/2026		5.01

Prediction Limit

Constituent: pH, Field (SU) Analysis Run 5/1/2026 5:08 PM View: Appendix III Intrawell

Plant Bowen Client: Southern Company Data: Bowen LF 3-8

	GWC-38	GWC-38
3/2/2016	5.65	
5/3/2016	5.72	
7/7/2016	5.68	
9/8/2016	5.42	
10/25/2016	5.41	
2/9/2017	4.99	
3/23/2017	4.94	
5/17/2017	5.18	
9/19/2017	5.53	
3/13/2018	5.57	
9/6/2018	5.69	
3/7/2019	5.54	
9/4/2019	5.91	
3/2/2020	5.49	
9/3/2020	5.32	
2/24/2021	5.23	
7/28/2021	5.21	
1/25/2022	5.14	
8/5/2022	4.98	
2/8/2023	5.13	
8/2/2023	4.41	
2/13/2024	5.22	
7/30/2024	4.29	
2/19/2025	5.36	
8/21/2025		4.95
2/12/2026		4.31

Prediction Limit

Constituent: pH, Field (SU) Analysis Run 5/1/2026 5:08 PM View: Appendix III Intrawell

Plant Bowen Client: Southern Company Data: Bowen LF 3-8

	GWC-57	GWC-57
6/21/2023	7.55	
8/8/2023	7.34	
10/10/2023	7.54	
12/13/2023	7.53	
3/4/2024	7.35	
4/24/2024	7.13	
6/13/2024	7.24	
8/27/2024	7.7	
3/4/2025	7.6	
8/15/2025		7.47
3/2/2026		7.49

Prediction Limit

Constituent: Sulfate (mg/L) Analysis Run 5/1/2026 5:08 PM View: Appendix III Intrawell

Plant Bowen Client: Southern Company Data: Bowen LF 3-8

	GWA-1	GWA-1
3/22/2016	2.3685	
5/19/2016	2.14	
7/29/2016	1.9	
9/23/2016	2	
11/9/2016	1.6	
1/30/2017	1.8	
3/30/2017	1.6	
6/9/2017	1.7	
10/2/2017	1.8	
3/16/2018	1.5	
9/17/2018	1.3	
3/20/2019	1.5	
9/12/2019	0.98 (J)	
3/11/2020	0.94 (J)	
9/15/2020	0.96 (J)	
3/16/2021	0.99 (J)	
8/9/2021	1.3	
2/1/2022	0.93 (J)	
8/16/2022	0.78 (J)	
2/16/2023	1.1	
7/27/2023	1.4	
2/22/2024	1	
8/7/2024	1.1	
2/27/2025	0.88 (J)	
9/2/2025		1.2
2/18/2026		1.2

Prediction Limit

Constituent: Sulfate (mg/L) Analysis Run 5/1/2026 5:08 PM View: Appendix III Intrawell

Plant Bowen Client: Southern Company Data: Bowen LF 3-8

	GWA-2	GWA-2
3/23/2016	105.552	
5/20/2016	44.3	
7/29/2016	48	
9/23/2016	43	
11/9/2016	31	
1/31/2017	4.2	
3/30/2017	53	
6/12/2017	95	
10/2/2017	3.5	
3/19/2018	147	
9/14/2018	7.7	
3/20/2019	3.6	
9/12/2019	5.2	
3/11/2020	131	
9/15/2020	35.3	
3/17/2021	90.7	
8/9/2021	84.7	
2/1/2022	86.1	
8/16/2022	58.5	
2/16/2023	115	
7/27/2023	44	
2/22/2024	82	
8/7/2024	47.5	
2/27/2025	74.4	
9/2/2025		50.8
2/18/2026		49.3

Prediction Limit

Constituent: Sulfate (mg/L) Analysis Run 5/1/2026 5:08 PM View: Appendix III Intrawell

Plant Bowen Client: Southern Company Data: Bowen LF 3-8

	GWA-2R	GWA-2R
3/23/2016	26.8249	
5/19/2016	3.81	
7/29/2016	1.1	
9/22/2016	0.96 (J)	
11/10/2016	0.72 (J)	
1/31/2017	1.5	
4/3/2017	1.3	
6/9/2017	1.2	
10/2/2017	1.7	
3/16/2018	14.8	
9/14/2018	2.1	
3/19/2019	32.5	
9/13/2019	3.8	
3/11/2020	34.3	
9/15/2020	1	
3/16/2021	3.3	
8/9/2021	1.6	
2/1/2022	1.5	
8/16/2022	7.8	
2/16/2023	38.9	
7/27/2023	17.6	
2/26/2024	20.9	
8/6/2024	5.8	
2/27/2025	41.5	
9/2/2025		9
2/18/2026		2.1

Prediction Limit

Constituent: Sulfate (mg/L) Analysis Run 5/1/2026 5:08 PM View: Appendix III Intrawell

Plant Bowen Client: Southern Company Data: Bowen LF 3-8

	GWA-3A	GWA-3A
3/23/2016	0.8724 (J)	
5/23/2016	0.805 (J)	
7/29/2016	0.84 (J)	
9/22/2016	0.94 (J)	
11/10/2016	1.1	
1/31/2017	0.92 (J)	
3/30/2017	0.77 (J)	
6/12/2017	0.68 (J)	
10/4/2017	0.5 (J)	
3/19/2018	0.49 (J)	
9/17/2018	0.36 (J)	
3/20/2019	0.38 (J)	
9/13/2019	<1	
3/11/2020	<1	
3/29/2021	5.4	
8/9/2021	5	
2/2/2022	3.4	
8/16/2022	3.5	
2/17/2023	2.5	
8/1/2023	3	
2/22/2024	1.9	
8/8/2024	3.9	
2/26/2025	1.7	
9/2/2025		2.9
2/17/2026		2.7

Prediction Limit

Constituent: Sulfate (mg/L) Analysis Run 5/1/2026 5:08 PM View: Appendix III Intrawell

Plant Bowen Client: Southern Company Data: Bowen LF 3-8

	GWA-4RZ	GWA-4RZ
2/22/2017	22	
4/7/2017	18	
6/14/2017	20	
7/12/2017	18	
7/20/2017	20	
7/28/2017	18	
8/9/2017	19	
8/24/2017	21	
10/3/2017	25	
12/28/2017	26	
3/21/2018	25.4	
9/18/2018	22.8	
3/21/2019	24.9	
9/13/2019	16.5	
3/12/2020	20.8	
9/17/2020	20.3	
3/16/2021	22.1	
8/10/2021	20.7	
2/3/2022	20.7	
8/17/2022	18.1	
2/17/2023	21.2	
7/28/2023	19.6	
2/27/2024	23.2	
8/8/2024	12.2	
2/28/2025	22.4	
9/3/2025		23.1
2/18/2026		23.4

Prediction Limit

Constituent: Sulfate (mg/L) Analysis Run 5/1/2026 5:08 PM View: Appendix III Intrawell

Plant Bowen Client: Southern Company Data: Bowen LF 3-8

	GWA-39RZ	GWA-39RZ
2/21/2017	26	
3/27/2017	10	
6/8/2017	6.7	
7/17/2017	6.4	
7/27/2017	18	
8/9/2017	18	
9/29/2017	21	
3/16/2018	15.5	
9/14/2018	11.6	
3/14/2019	9.3	
9/11/2019	14	
3/9/2020	5.8	
9/16/2020	8.6	
3/16/2021	3.5	
8/6/2021	4.2	
2/2/2022	4.5	
8/16/2022	4.5	
2/14/2023	6.3	
7/25/2023	4.9	
2/19/2024	4	
8/1/2024	3.3	
2/26/2025	2.4	
8/28/2025		2.9
2/18/2026		2.7

Prediction Limit

Constituent: Sulfate (mg/L) Analysis Run 5/1/2026 5:08 PM View: Appendix III Intrawell

Plant Bowen Client: Southern Company Data: Bowen LF 3-8

	GWA-39Z	GWA-39Z
3/14/2016	4.2598	
5/11/2016	6.05	
7/19/2016	9.5	
9/15/2016	6.7	
11/2/2016	5.4	
1/18/2017	5.5	
3/28/2017	2.9	
6/7/2017	2.3	
9/26/2017	3.2	
3/14/2018	3.8	
9/12/2018	3.7	
3/15/2019	3	
9/9/2019	2.4	
3/9/2020	0.84 (J)	
9/10/2020	0.95 (J)	
3/12/2021	2	
8/4/2021	1.3	
1/31/2022	1.2	
8/10/2022	1.3	
2/13/2023	1.7	
7/26/2023	1.5	
2/19/2024	1.1	
8/1/2024	1.2	
2/25/2025	1.2	
8/28/2025		1.2
2/18/2026		1

Prediction Limit

Constituent: Sulfate (mg/L) Analysis Run 5/1/2026 5:08 PM View: Appendix III Intrawell

Plant Bowen Client: Southern Company Data: Bowen LF 3-8

	GWA-40	GWA-40
3/15/2016	1.2104	
5/11/2016	1.28	
7/21/2016	0.91 (J)	
9/19/2016	1.3	
11/3/2016	1.5	
1/17/2017	1.2	
3/24/2017	0.86 (J)	
5/24/2017	1.2	
9/26/2017	4.2	
12/28/2017	7.4 (o)	
3/14/2018	3.8	
9/12/2018	1.7	
3/13/2019	2.1	
9/9/2019	1.6	
3/9/2020	1.2	
9/11/2020	1.3	
3/10/2021	1.5	
8/4/2021	1.4	
1/31/2022	1.2	
8/12/2022	1.2	
2/13/2023	1.4	
7/26/2023	1.4	
2/19/2024	1.2	
8/1/2024	1.5	
2/25/2025	0.71 (J)	
8/27/2025		1.4
2/16/2026		1.2

Prediction Limit

Constituent: Sulfate (mg/L) Analysis Run 5/1/2026 5:08 PM View: Appendix III Intrawell

Plant Bowen Client: Southern Company Data: Bowen LF 3-8

	GWA-41	GWA-41
3/15/2016	4.9347	
5/12/2016	2.3	
7/20/2016	2	
9/15/2016	1.1	
11/3/2016	1.6	
1/18/2017	1.5	
3/24/2017	1.6	
6/6/2017	4.1	
9/25/2017	1.9	
3/14/2018	11.5	
9/12/2018	1.8	
3/14/2019	6.2	
9/10/2019	1.2	
3/6/2020	10	
9/10/2020	1.7	
3/11/2021	6.1	
8/4/2021	1.7	
1/31/2022	1.8	
8/11/2022	1.9	
2/13/2023	6	
7/25/2023	1.1	
2/19/2024	4.2	
8/1/2024	0.75 (J)	
2/25/2025	5	
8/28/2025		1.2
2/16/2026		1

Prediction Limit

Constituent: Sulfate (mg/L) Analysis Run 5/1/2026 5:08 PM View: Appendix III Intrawell

Plant Bowen Client: Southern Company Data: Bowen LF 3-8

	GWA-41R	GWA-41R
3/15/2016	6.4987	
5/13/2016	3.68	
7/21/2016	4.5	
9/21/2016	2.8	
11/3/2016	6.7	
1/17/2017	1.1	
3/27/2017	0.85 (J)	
6/6/2017	6.1	
9/25/2017	3.5	
3/14/2018	10.9	
9/12/2018	3.7	
3/14/2019	8.9	
9/10/2019	8.4	
3/9/2020	8.5	
9/10/2020	5.9	
3/10/2021	8.4	
8/4/2021	6.4	
1/31/2022	8.5	
8/11/2022	4.7	
2/13/2023	10.2	
7/25/2023	3	
2/19/2024	9.6	
8/1/2024	2.7	
2/25/2025	5.8	
8/27/2025		2.3
2/16/2026		4.9

Prediction Limit

Constituent: Sulfate (mg/L) Analysis Run 5/1/2026 5:08 PM View: Appendix III Intrawell

Plant Bowen Client: Southern Company Data: Bowen LF 3-8

	GWA-42	GWA-42
3/11/2016	1.4538	
5/16/2016	1.18	
7/22/2016	1.8	
9/19/2016	1.4	
11/3/2016	1.6	
1/17/2017	1.8	
3/27/2017	2	
6/7/2017	1.9	
9/26/2017	2	
3/14/2018	2.1	
9/14/2018	1.6	
3/14/2019	2.2	
9/10/2019	1.2	
3/6/2020	1.7	
9/10/2020	0.95 (J)	
3/11/2021	1.6	
8/4/2021	1.4	
1/31/2022	1.1	
8/10/2022	1	
2/13/2023	1.6	
7/26/2023	1.1	
2/20/2024	1.2	
8/1/2024	1.1	
2/25/2025	1.2	
8/28/2025		1.4
2/16/2026		1.4

Prediction Limit

Constituent: Sulfate (mg/L) Analysis Run 5/1/2026 5:08 PM View: Appendix III Intrawell

Plant Bowen Client: Southern Company Data: Bowen LF 3-8

	GWA-43	GWA-43
3/11/2016	1.1313	
5/13/2016	1.96	
7/19/2016	1.3	
9/16/2016	1.1	
11/2/2016	1.2	
1/18/2017	0.84 (J)	
3/28/2017	0.7 (J)	
6/6/2017	0.47 (J)	
9/22/2017	0.59 (J)	
3/14/2018	0.39 (J)	
9/12/2018	0.3 (J)	
3/13/2019	0.43 (J)	
9/11/2019	<1	
3/9/2020	<1	
9/11/2020	<1	
3/11/2021	<1	
8/6/2021	<1	
1/31/2022	<1	
8/11/2022	<1	
2/14/2023	<1	
7/25/2023	<1	
2/20/2024	<1	
8/2/2024	<1	
2/25/2025	<1	
8/28/2025		<1
2/16/2026		<1

ND substitution: RL or RL/2 if <15% NDs.

Prediction Limit

Constituent: Sulfate (mg/L) Analysis Run 5/1/2026 5:08 PM View: Appendix III Intrawell

Plant Bowen Client: Southern Company Data: Bowen LF 3-8

	GWA-43R	GWA-43R
3/11/2016	3.8282	
5/13/2016	3.56	
7/19/2016	5.6	
9/16/2016	6.7	
11/2/2016	8.1	
1/18/2017	8.9	
3/28/2017	8.2	
6/6/2017	7	
9/22/2017	8.3	
3/15/2018	5.1	
9/12/2018	5.6	
3/13/2019	4.4	
9/11/2019	5	
3/9/2020	3.9	
9/14/2020	4.9	
3/11/2021	4.3	
8/5/2021	2.9	
1/31/2022	2.5	
8/10/2022	2.5	
2/13/2023	2.5	
7/25/2023	2.6	
2/20/2024	2.8	
8/2/2024	3.2	
2/25/2025	2.1	
8/28/2025		2.8
2/16/2026		3.4

Prediction Limit

Constituent: Sulfate (mg/L) Analysis Run 5/1/2026 5:08 PM View: Appendix III Intrawell

Plant Bowen Client: Southern Company Data: Bowen LF 3-8

	GWA-50	GWA-50
3/28/2016	0.7283 (J)	
5/23/2016	0.728 (J)	
8/1/2016	0.78 (J)	
9/26/2016	0.82 (J)	
11/10/2016	0.92 (J)	
1/30/2017	0.88 (J)	
4/7/2017	0.82 (J)	
6/12/2017	0.78 (J)	
10/2/2017	0.71 (J)	
3/16/2018	0.67 (J)	
9/17/2018	0.47 (J)	
3/19/2019	0.52 (J)	
9/13/2019	0.55 (J)	
3/11/2020	<1	
9/16/2020	<1	
3/17/2021	<1	
8/9/2021	<1	
2/1/2022	<1	
8/16/2022	<1	
2/16/2023	<1	
7/28/2023	0.53 (J)	
2/22/2024	<1	
8/8/2024	0.53 (J)	
2/27/2025	<1	
9/2/2025		0.52 (J)
2/17/2026		<1

ND substitution: RL or RL/2 if <15% NDs.

Prediction Limit

Constituent: Sulfate (mg/L) Analysis Run 5/1/2026 5:08 PM View: Appendix III Intrawell

Plant Bowen Client: Southern Company Data: Bowen LF 3-8

	GWA-50R	GWA-50R
3/28/2016	0.9594 (J)	
5/25/2016	1.59	
8/1/2016	1	
9/26/2016	1.2	
11/11/2016	1.2	
1/30/2017	1	
4/3/2017	1.3	
6/12/2017	1.1	
10/2/2017	1.1	
3/16/2018	0.87 (J)	
9/18/2018	0.87 (J)	
3/19/2019	0.97 (J)	
9/12/2019	0.8 (J)	
3/11/2020	0.85 (J)	
9/15/2020	0.54 (J)	
3/17/2021	0.86 (J)	
8/9/2021	0.77 (J)	
2/2/2022	0.53 (J)	
8/17/2022	0.55 (J)	
2/16/2023	0.58 (J)	
7/28/2023	0.71 (J)	
2/22/2024	<1	
8/8/2024	0.69 (J)	
2/28/2025	0.51 (J)	
9/2/2025		0.7 (J)
2/17/2026		<1

ND substitution: RL or RL/2 if <15% NDs.

Prediction Limit

Constituent: Sulfate (mg/L) Analysis Run 5/1/2026 5:08 PM View: Appendix III Intrawell

Plant Bowen Client: Southern Company Data: Bowen LF 3-8

	GWC-16R	GWC-16R
3/3/2016	7.1809	
5/10/2016	4.6	
7/13/2016	2.3	
9/15/2016	5.6	
11/2/2016	7.5	
1/11/2017	8.3	
3/20/2017	10	
5/23/2017	9.5	
9/21/2017	8.9	
3/14/2018	8.8	
9/7/2018	6.5	
3/11/2019	11	
9/9/2019	3.8	
3/4/2020	8.4	
9/9/2020	2.8	
3/9/2021	12.9	
7/30/2021	5.4	
1/28/2022	11.9	
8/11/2022	5	
2/10/2023	12.1	
8/4/2023	6.1	
2/15/2024	7.6	
7/31/2024	7	
2/25/2025	9	
8/21/2025		5.6
2/13/2026		8.7

Prediction Limit

Constituent: Sulfate (mg/L) Analysis Run 5/1/2026 5:08 PM View: Appendix III Intrawell

Plant Bowen Client: Southern Company Data: Bowen LF 3-8

	GWC-17R	GWC-17R
3/4/2016	9.3417	
5/10/2016	6.65	
7/14/2016	5.7	
9/14/2016	5.8	
11/1/2016	6.6	
1/11/2017	6.5	
3/21/2017	6.4	
5/23/2017	6.3	
9/22/2017	6.9	
3/14/2018	7	
9/11/2018	5.8	
3/12/2019	25.9 (O)	
9/10/2019	6	
3/5/2020	7.7	
9/9/2020	5.6	
3/10/2021	7.3	
7/30/2021	5.9	
1/28/2022	7.6	
8/11/2022	6.6	
2/10/2023	7.6	
8/3/2023	7	
2/15/2024	7.3	
7/31/2024	7.7	
2/25/2025	6.6	
8/22/2025		8
2/13/2026		8.2

Prediction Limit

Constituent: Sulfate (mg/L) Analysis Run 5/1/2026 5:08 PM View: Appendix III Intrawell

Plant Bowen Client: Southern Company Data: Bowen LF 3-8

	GWC-18	GWC-18
3/7/2016	1.7468	
5/5/2016	2.27	
7/13/2016	2.1	
9/13/2016	2.1	
10/31/2016	1.5	
1/12/2017	1.9	
3/23/2017	2.1	
5/23/2017	2	
9/25/2017	2.1	
3/14/2018	2.2	
9/11/2018	2	
3/12/2019	2.3	
9/9/2019	1.8	
3/6/2020	2	
9/9/2020	1.4	
2/26/2021	2.1	
7/29/2021	1.7	
1/28/2022	1.6	
8/10/2022	1.7	
2/9/2023	2.3	
8/3/2023	1.5	
2/14/2024	1.8	
7/31/2024	1.7	
2/20/2025	1.9	
8/26/2025		1.7
2/12/2026		1.8

Prediction Limit

Constituent: Sulfate (mg/L) Analysis Run 5/1/2026 5:08 PM View: Appendix III Intrawell

Plant Bowen Client: Southern Company Data: Bowen LF 3-8

	GWC-18R	GWC-18R
3/7/2016	2.3258	
5/5/2016	2.42	
7/13/2016	2.5	
9/12/2016	2.3	
11/1/2016	3.4	
1/11/2017	2.5	
3/20/2017	2.4	
5/22/2017	2.5	
9/21/2017	2.4	
3/14/2018	2.2	
9/7/2018	2.2	
3/12/2019	2.6	
9/6/2019	2	
3/5/2020	1.9	
9/9/2020	1.9	
2/26/2021	2.1	
7/29/2021	1.9	
1/27/2022	2.1	
8/10/2022	2.3	
2/9/2023	2.4	
8/4/2023	2.2	
2/14/2024	2	
7/31/2024	2.3	
2/19/2025	1.8	
8/22/2025		2.3
2/12/2026		2.2

Prediction Limit

Constituent: Sulfate (mg/L) Analysis Run 5/1/2026 5:08 PM View: Appendix III Intrawell

Plant Bowen Client: Southern Company Data: Bowen LF 3-8

	GWC-19R	GWC-19R
3/7/2016	3.3556	
5/9/2016	3.62	
7/14/2016	3.5	
9/12/2016	3.3	
10/31/2016	3.5	
1/11/2017	3.2	
3/21/2017	3.4	
5/22/2017	3.3	
9/20/2017	3.4	
3/14/2018	3.4	
9/10/2018	3.4	
3/12/2019	4.3	
9/9/2019	3.7	
3/4/2020	3.6	
9/9/2020	3.4	
2/26/2021	3.4	
8/3/2021	4	
1/27/2022	3.9	
8/9/2022	3.7	
2/9/2023	4	
8/4/2023	3.6	
2/14/2024	2.9	
7/31/2024	3.2	
2/20/2025	2.5	
8/27/2025		2.8
2/12/2026		2.9

Prediction Limit

Constituent: Sulfate (mg/L) Analysis Run 5/1/2026 5:08 PM View: Appendix III Intrawell

Plant Bowen Client: Southern Company Data: Bowen LF 3-8

	GWC-20R	GWC-20R
3/8/2016	0.557 (J)	
5/9/2016	1.15	
7/14/2016	1.3	
9/12/2016	1.3	
10/31/2016	1.4	
1/12/2017	1.4	
3/22/2017	1.7	
5/22/2017	1.5	
9/19/2017	1.3	
3/14/2018	1.6	
9/10/2018	1.7	
3/12/2019	1.5	
9/6/2019	1.4	
3/5/2020	1.1	
9/4/2020	1.1	
3/9/2021	1.5	
8/2/2021	1.5	
1/27/2022	1.7	
8/9/2022	1.6	
2/10/2023	1.8	
8/3/2023	1.4	
2/15/2024	1.1	
8/1/2024	1.5	
2/20/2025	1.3	
8/26/2025		1.4
2/12/2026		1.3

Prediction Limit

Constituent: Sulfate (mg/L) Analysis Run 5/1/2026 5:08 PM View: Appendix III Intrawell

Plant Bowen Client: Southern Company Data: Bowen LF 3-8

	GWC-21R	GWC-21R
3/8/2016	1.3858	
5/9/2016	2.94	
7/15/2016	3	
9/9/2016	3.2	
10/27/2016	3.6	
1/12/2017	3.9	
3/21/2017	4.8	
5/23/2017	5.4	
9/19/2017	5.6	
3/14/2018	<1	
9/10/2018	4.8	
3/11/2019	3.4	
9/6/2019	6	
3/3/2020	11.3	
9/8/2020	9.6	
3/9/2021	10.5	
8/2/2021	21.5 (O)	
1/28/2022	13.7	
8/10/2022	10.5	
2/9/2023	16.8	
8/4/2023	5.8	
2/15/2024	5	
8/2/2024	5.2	
2/25/2025	2.8	
8/22/2025		4.5
2/17/2026		4.6

ND substitution: RL or RL/2 if <15% NDs.

Prediction Limit

Constituent: Sulfate (mg/L) Analysis Run 5/1/2026 5:08 PM View: Appendix III Intrawell

Plant Bowen Client: Southern Company Data: Bowen LF 3-8

	GWC-22R	GWC-22R
3/7/2016	2.1008	
5/5/2016	2.16	
7/14/2016	2.3	
9/12/2016	1.4	
10/27/2016	2.3	
1/13/2017	2.3	
3/20/2017	2.4	
5/23/2017	2.4	
9/19/2017	2.2	
3/13/2018	2.4	
9/7/2018	1.8	
3/11/2019	2	
9/5/2019	1.7	
3/3/2020	1.7	
9/8/2020	1.3	
3/9/2021	1.4	
8/2/2021	1.5	
1/27/2022	1.3	
8/10/2022	1.6	
2/9/2023	2	
8/3/2023	1.7	
2/15/2024	1.6	
7/31/2024	1.8	
2/20/2025	1.1	
8/26/2025		1.4
2/13/2026		1.7

Prediction Limit

Constituent: Sulfate (mg/L) Analysis Run 5/1/2026 5:08 PM View: Appendix III Intrawell

Plant Bowen Client: Southern Company Data: Bowen LF 3-8

	GWC-23R	GWC-23R
3/9/2016	26.4322	
5/6/2016	17.7	
7/15/2016	12	
9/14/2016	12	
11/1/2016	10	
1/25/2017	8.2	
3/22/2017	13	
5/24/2017	10	
9/21/2017	16	
3/14/2018	14	
9/11/2018	14.9	
3/12/2019	17.7	
9/6/2019	9.5	
3/5/2020	10.8	
9/9/2020	124	
12/15/2020	61.2	
3/10/2021	56.8	
7/30/2021	72.6	
1/28/2022	98.4	
8/11/2022	143	
11/3/2022	137	
2/10/2023	86.7	
8/3/2023	69.2	
2/16/2024	59.5	
7/31/2024	57.8	
2/25/2025	25.5	
8/21/2025		68.9
2/13/2026		54.5

Prediction Limit

Constituent: Sulfate (mg/L) Analysis Run 5/1/2026 5:08 PM View: Appendix III Intrawell

Plant Bowen Client: Southern Company Data: Bowen LF 3-8

	GWC-24R	GWC-24R
3/4/2016	1.0816	
5/5/2016	11.3	
7/12/2016	8.8	
9/13/2016	5.4	
10/27/2016	9.9	
1/13/2017	7.8	
3/20/2017	2.3	
5/19/2017	2.4	
9/19/2017	2.3	
3/13/2018	1.4	
9/11/2018	1.7	
3/8/2019	1.9	
9/5/2019	1.8	
3/3/2020	2	
9/9/2020	1.9	
3/9/2021	1.6	
7/29/2021	1.8	
1/28/2022	2.3	
8/9/2022	2.1	
2/9/2023	2.9	
8/3/2023	3	
2/15/2024	2.3	
7/31/2024	2.8	
2/24/2025	2	
8/26/2025		2.6
2/12/2026		2.4

Prediction Limit

Constituent: Sulfate (mg/L) Analysis Run 5/1/2026 5:08 PM View: Appendix III Intrawell

Plant Bowen Client: Southern Company Data: Bowen LF 3-8

	GWC-25R	GWC-25R
3/8/2016	1.3157	
5/4/2016	1.46	
7/18/2016	1.5	
9/13/2016	1.5	
10/27/2016	1.7	
1/13/2017	2	
3/16/2017	1.6	
5/19/2017	1.5	
9/19/2017	1.8	
3/13/2018	1.7	
9/11/2018	1.7	
3/8/2019	1.6	
9/5/2019	1.6	
3/3/2020	1.6	
9/4/2020	1.6	
3/9/2021	1.6	
8/2/2021	1.7	
1/27/2022	2	
8/9/2022	1.9	
2/9/2023	2.3	
8/3/2023	2.2	
2/16/2024	1.9	
7/31/2024	2.3	
2/25/2025	1.7	
8/18/2025		1.9
2/13/2026		2.1

Prediction Limit

Constituent: Sulfate (mg/L) Analysis Run 5/1/2026 5:08 PM View: Appendix III Intrawell

Plant Bowen Client: Southern Company Data: Bowen LF 3-8

	GWC-26	GWC-26
6/20/2023	22.9	
8/7/2023	18.3	
10/12/2023	16.5	
12/12/2023	15.7	
2/29/2024	89.1	
4/23/2024	32.1	
6/12/2024	21.2	
8/27/2024	30.8	
3/4/2025	41.2	
8/15/2025		13.2
2/24/2026		36.6

Prediction Limit

Constituent: Sulfate (mg/L) Analysis Run 5/1/2026 5:08 PM View: Appendix III Intrawell

Plant Bowen Client: Southern Company Data: Bowen LF 3-8

	GWC-27	GWC-27
6/23/2023	16.6	
8/7/2023	16.4	
10/12/2023	21.1	
12/12/2023	21	
2/29/2024	17.8	
4/23/2024	23.7	
6/12/2024	20.3	
8/26/2024	23.8	
3/4/2025	21.6	
8/20/2025		20.1
3/2/2026		28.3

Prediction Limit

Constituent: Sulfate (mg/L) Analysis Run 5/1/2026 5:08 PM View: Appendix III Intrawell

Plant Bowen Client: Southern Company Data: Bowen LF 3-8

	GWC-27R	GWC-27R
6/23/2023	6.5	
8/7/2023	4	
10/12/2023	2.8	
12/12/2023	1.9	
2/29/2024	1.6	
4/23/2024	4.1	
6/13/2024	2.2	
8/26/2024	3.5	
3/4/2025	2.7	
8/18/2025		3
3/2/2026		3

Prediction Limit

Constituent: Sulfate (mg/L) Analysis Run 5/1/2026 5:08 PM View: Appendix III Intrawell

Plant Bowen Client: Southern Company Data: Bowen LF 3-8

	GWC-28	GWC-28
6/20/2023	9.2	
8/8/2023	17.6	
10/12/2023	9	
12/12/2023	11.5	
3/4/2024	14.6	
4/24/2024	13.9	
6/12/2024	8.2	
8/27/2024	13.4	
3/6/2025	18	
8/19/2025		10.6
3/2/2026		6.1

Prediction Limit

Constituent: Sulfate (mg/L) Analysis Run 5/1/2026 5:08 PM View: Appendix III Intrawell

Plant Bowen Client: Southern Company Data: Bowen LF 3-8

	GWC-29	GWC-29
6/26/2023	1.1	
8/7/2023	1	
10/11/2023	1.6	
12/12/2023	1.4	
2/29/2024	1.2	
4/23/2024	1.4	
6/11/2024	1.7	
8/26/2024	1.8	
3/5/2025	1.3	
8/18/2025		1.8
2/26/2026		1.8

Prediction Limit

Constituent: Sulfate (mg/L) Analysis Run 5/1/2026 5:08 PM View: Appendix III Intrawell

Plant Bowen Client: Southern Company Data: Bowen LF 3-8

	GWC-29R	GWC-29R
6/27/2023	8.2	
8/10/2023	4.6	
10/13/2023	5.2	
12/13/2023	4.8	
3/1/2024	4.3	
4/24/2024	3.8	
6/12/2024	4.5	
8/27/2024	4.7	
3/6/2025	3.9	
8/19/2025		5
2/26/2026		4.5

Prediction Limit

Constituent: Sulfate (mg/L) Analysis Run 5/1/2026 5:08 PM View: Appendix III Intrawell

Plant Bowen Client: Southern Company Data: Bowen LF 3-8

	GWC-30	GWC-30
6/27/2023	3.5	
8/9/2023	4.2	
10/13/2023	5.7	
12/13/2023	6.7	
3/1/2024	5.3	
4/24/2024	4.5	
6/12/2024	4.2	
8/27/2024	4.8	
3/5/2025	4.6	
8/19/2025		4
2/27/2026		3.2

Prediction Limit

Constituent: Sulfate (mg/L) Analysis Run 5/1/2026 5:08 PM View: Appendix III Intrawell

Plant Bowen Client: Southern Company Data: Bowen LF 3-8

	GWC-31	GWC-31
6/23/2023	1.9	
8/9/2023	1.1	
10/11/2023	1.4	
12/12/2023	1.7	
3/1/2024	3.3	
4/23/2024	3.2	
6/12/2024	3.3	
8/26/2024	3.5	
3/5/2025	3.7	
8/20/2025		3.8
2/25/2026		4.2

Prediction Limit

Constituent: Sulfate (mg/L) Analysis Run 5/1/2026 5:08 PM View: Appendix III Intrawell

Plant Bowen Client: Southern Company Data: Bowen LF 3-8

	GWC-31R	GWC-31R
6/23/2023	2	
8/9/2023	1.6	
10/11/2023	1.8	
12/12/2023	1.6	
3/4/2024	1.3	
4/23/2024	1.3	
6/11/2024	1.7	
8/26/2024	1.9	
3/5/2025	1.2	
8/19/2025		1.9
2/27/2026		1.7

Prediction Limit

Constituent: Sulfate (mg/L) Analysis Run 5/1/2026 5:08 PM View: Appendix III Intrawell

Plant Bowen Client: Southern Company Data: Bowen LF 3-8

	GWC-32	GWC-32
6/26/2023	6.4	
8/9/2023	4.5	
10/13/2023	2.6	
12/13/2023	1.4	
2/29/2024	1.3	
4/24/2024	1.5	
6/12/2024	2	
8/27/2024	2.6	
3/6/2025	4.3	
8/20/2025		6.6
3/2/2026		4.7

Prediction Limit

Constituent: Sulfate (mg/L) Analysis Run 5/1/2026 5:08 PM View: Appendix III Intrawell

Plant Bowen Client: Southern Company Data: Bowen LF 3-8

	GWC-33R	GWC-33R
6/21/2023	1.9	
8/8/2023	1	
10/11/2023	1.2	
12/13/2023	2.8	
3/4/2024	0.74 (J)	
4/23/2024	0.71 (J)	
6/13/2024	1	
8/27/2024	0.85 (J)	
3/5/2025	2.1	
8/19/2025		0.86 (J)
3/3/2026		1.6

Prediction Limit

Constituent: Sulfate (mg/L) Analysis Run 5/1/2026 5:08 PM View: Appendix III Intrawell

Plant Bowen Client: Southern Company Data: Bowen LF 3-8

	GWC-34	GWC-34
6/21/2023	0.89 (J)	
8/7/2023	0.68 (J)	
10/10/2023	0.99 (J)	
12/13/2023	0.83 (J)	
2/29/2024	0.77 (J)	
4/24/2024	0.72 (J)	
6/13/2024	1	
8/28/2024	0.73 (J)	
9/4/2025		0.79 (J)
3/2/2026		0.93 (J)

Prediction Limit

Constituent: Sulfate (mg/L) Analysis Run 5/1/2026 5:08 PM View: Appendix III Intrawell

Plant Bowen Client: Southern Company Data: Bowen LF 3-8

	GWC-34R	GWC-34R
6/21/2023	1	
8/7/2023	1	
10/10/2023	1.6	
12/13/2023	2	
2/29/2024	2.2	
4/24/2024	2.3	
6/13/2024	2.8	
8/28/2024	2	
9/4/2025		2.4
3/2/2026		3

Prediction Limit

Constituent: Sulfate (mg/L) Analysis Run 5/1/2026 5:08 PM View: Appendix III Intrawell

Plant Bowen Client: Southern Company Data: Bowen LF 3-8

	GWC-35	GWC-35
6/28/2023	5.1	
8/10/2023	5.4	
10/11/2023	5.8	
12/13/2023	8.6	
2/29/2024	7.1	
4/24/2024	6.8	
6/13/2024	7.8	
8/27/2024	6.8	
3/5/2025	7.6	
8/15/2025		10.4
2/24/2026		7

Prediction Limit

Constituent: Sulfate (mg/L) Analysis Run 5/1/2026 5:08 PM View: Appendix III Intrawell

Plant Bowen Client: Southern Company Data: Bowen LF 3-8

	GWC-36A	GWC-36A
4/6/2022	21.2	
8/8/2022	23.4	
2/8/2023	24.6	
8/2/2023	7.9	
2/13/2024	23.4	
7/30/2024	24.5	
2/19/2025	22.5	
8/21/2025		6.3
2/12/2026		13.6

Prediction Limit

Constituent: Sulfate (mg/L) Analysis Run 5/1/2026 5:08 PM View: Appendix III Intrawell

Plant Bowen Client: Southern Company Data: Bowen LF 3-8

	GWC-36RA	GWC-36RA
3/1/2016	6.8929	
5/2/2016	1.6	
7/6/2016	1.7	
9/7/2016	1.5	
10/25/2016	1.8	
1/5/2017	4.6	
3/14/2017	2.8	
5/16/2017	2.1	
9/15/2017	3	
3/12/2018	8.2	
9/6/2018	1.5	
3/7/2019	4.3	
9/4/2019	1.8	
3/2/2020	7.9	
9/14/2020	1.3	
3/26/2021	5.4	
7/27/2021	7.4	
1/26/2022	7.5	
8/8/2022	19.2	
2/8/2023	21.7	
8/3/2023	4.2	
2/13/2024	19.1	
7/30/2024	15.5	
2/19/2025	18.9	
8/21/2025		3.7
2/12/2026		7.8

Prediction Limit

Constituent: Sulfate (mg/L) Analysis Run 5/1/2026 5:08 PM View: Appendix III Intrawell

Plant Bowen Client: Southern Company Data: Bowen LF 3-8

	GWC-37	GWC-37
3/1/2016	0.9427 (J)	
5/3/2016	0.87 (J)	
7/8/2016	0.79 (J)	
9/7/2016	0.85 (J)	
10/25/2016	0.74 (J)	
1/6/2017	0.64 (J)	
3/14/2017	0.77 (J)	
5/16/2017	0.48 (J)	
9/15/2017	0.76 (J)	
3/12/2018	0.42 (J)	
9/6/2018	0.37 (J)	
3/6/2019	0.46 (J)	
9/4/2019	<1	
3/2/2020	<1	
9/3/2020	<1	
2/24/2021	<1	
7/28/2021	<1	
1/26/2022	<1	
8/8/2022	<1	
2/8/2023	0.75 (J)	
8/2/2023	0.57 (J)	
2/13/2024	<1	
7/30/2024	0.58 (J)	
2/19/2025	<1	
8/27/2025		0.61 (J)
2/12/2026		<1

ND substitution: RL or RL/2 if <15% NDs.

Prediction Limit

Constituent: Sulfate (mg/L) Analysis Run 5/1/2026 5:08 PM View: Appendix III Intrawell

Plant Bowen Client: Southern Company Data: Bowen LF 3-8

	GWC-38	GWC-38
3/2/2016	2.5669	
5/3/2016	1.83	
7/7/2016	1.8	
9/8/2016	0.97 (J)	
10/25/2016	1.2	
2/9/2017	0.31 (J)	
3/23/2017	0.54 (J)	
5/17/2017	0.66 (J)	
9/19/2017	2	
3/13/2018	1.5	
9/6/2018	1.4	
3/7/2019	1.1	
9/4/2019	0.83 (J)	
3/2/2020	0.5 (J)	
9/3/2020	0.58 (J)	
2/24/2021	0.72 (J)	
7/28/2021	0.81 (J)	
1/25/2022	0.58 (J)	
8/5/2022	<1	
2/8/2023	0.9 (J)	
8/2/2023	0.67 (J)	
2/13/2024	0.7 (J)	
7/30/2024	0.94 (J)	
2/19/2025	0.52 (J)	
8/21/2025		0.87 (J)
2/12/2026		<1

ND substitution: RL or RL/2 if <15% NDs.

Prediction Limit

Constituent: Sulfate (mg/L) Analysis Run 5/1/2026 5:08 PM View: Appendix III Intrawell

Plant Bowen Client: Southern Company Data: Bowen LF 3-8

	GWC-57	GWC-57
6/21/2023	1.9	
8/8/2023	1.1	
10/10/2023	1.5	
12/13/2023	1.6	
3/4/2024	2.4	
4/24/2024	2.4	
6/13/2024	2.7	
8/27/2024	1.9	
3/4/2025	2.1	
8/15/2025		2.5
3/2/2026		2.4

Prediction Limit

Constituent: TDS (mg/L) Analysis Run 5/1/2026 5:08 PM View: Appendix III Intrawell

Plant Bowen Client: Southern Company Data: Bowen LF 3-8

	GWA-1	GWA-1
3/22/2016	150	
5/19/2016	150	
7/29/2016	146	
9/23/2016	163	
11/9/2016	147	
1/30/2017	127	
3/30/2017	137	
6/9/2017	164	
10/2/2017	137	
3/16/2018	140	
9/17/2018	162	
3/20/2019	175	
9/12/2019	174	
3/11/2020	172	
9/15/2020	156	
3/16/2021	155	
8/9/2021	150	
2/1/2022	143	
8/16/2022	159	
2/16/2023	152	
7/27/2023	167	
2/22/2024	148	
8/7/2024	179	
2/27/2025	142	
9/2/2025		162
2/18/2026		144

Prediction Limit

Constituent: TDS (mg/L) Analysis Run 5/1/2026 5:08 PM View: Appendix III Intrawell

Plant Bowen Client: Southern Company Data: Bowen LF 3-8

	GWA-2	GWA-2
3/23/2016	259	
5/20/2016	122	
7/29/2016	156	
9/23/2016	150	
11/9/2016	87	
1/31/2017	63	
3/30/2017	112	
6/12/2017	216	
10/2/2017	<25	
3/19/2018	295	
9/14/2018	30	
3/20/2019	49	
9/12/2019	44	
3/11/2020	309	
9/15/2020	28	
3/17/2021	211	
8/9/2021	207	
2/1/2022	202	
8/16/2022	182	
2/16/2023	267	
7/27/2023	177	
2/22/2024	210	
8/7/2024	183	
2/27/2025	211	
9/2/2025		167
2/18/2026		152

ND substitution: RL or RL/2 if <15% NDs.

Prediction Limit

Constituent: TDS (mg/L) Analysis Run 5/1/2026 5:08 PM View: Appendix III Intrawell

Plant Bowen Client: Southern Company Data: Bowen LF 3-8

	GWA-2R	GWA-2R
3/23/2016	174	
5/19/2016	93	
7/29/2016	68	
9/22/2016	91	
11/10/2016	96	
1/31/2017	206	
4/3/2017	118	
6/9/2017	87	
10/2/2017	73	
3/16/2018	130	
9/14/2018	103	
3/19/2019	208	
9/13/2019	113	
3/11/2020	170	
9/15/2020	89	
3/16/2021	102	
8/9/2021	127	
2/1/2022	114	
8/16/2022	123	
2/16/2023	197	
7/27/2023	155	
2/26/2024	126	
8/6/2024	105	
2/27/2025	231	
9/2/2025		102
2/18/2026		89

Prediction Limit

Constituent: TDS (mg/L) Analysis Run 5/1/2026 5:08 PM View: Appendix III Intrawell

Plant Bowen Client: Southern Company Data: Bowen LF 3-8

	GWA-3A	GWA-3A
3/23/2016	<25	
5/23/2016	<25	
7/29/2016	17 (J)	
9/22/2016	33	
11/10/2016	41	
1/31/2017	58	
3/30/2017	<25	
6/12/2017	20 (J)	
10/4/2017	<25	
3/19/2018	<25	
9/17/2018	32	
3/20/2019	30	
9/13/2019	19	
3/11/2020	24	
3/29/2021	76	
8/9/2021	95	
2/2/2022	104	
8/16/2022	85	
2/17/2023	117	
8/1/2023	113	
2/22/2024	117	
8/8/2024	150	
2/26/2025	121	
9/2/2025		137
2/17/2026		57

Prediction Limit

Constituent: TDS (mg/L) Analysis Run 5/1/2026 5:08 PM View: Appendix III Intrawell

Plant Bowen Client: Southern Company Data: Bowen LF 3-8

	GWA-4RZ	GWA-4RZ
2/22/2017	329	
4/7/2017	295	
6/14/2017	237	
7/12/2017	400	
7/20/2017	203	
7/28/2017	262	
8/9/2017	195	
8/24/2017	236	
10/3/2017	224	
3/21/2018	237	
9/18/2018	227	
3/21/2019	367	
9/13/2019	200	
3/12/2020	247	
9/17/2020	223	
3/16/2021	196	
8/10/2021	238	
2/3/2022	243	
8/17/2022	226	
2/17/2023	252	
7/28/2023	243	
2/27/2024	268	
8/8/2024	258	
2/28/2025	273	
9/3/2025		253
2/18/2026		248

Prediction Limit

Constituent: TDS (mg/L) Analysis Run 5/1/2026 5:08 PM View: Appendix III Intrawell

Plant Bowen Client: Southern Company Data: Bowen LF 3-8

	GWA-39RZ	GWA-39RZ
2/21/2017	229	
3/27/2017	239	
6/8/2017	179	
7/17/2017	180	
7/27/2017	190	
8/9/2017	153	
9/29/2017	173	
3/16/2018	150	
9/14/2018	165	
3/14/2019	154	
9/11/2019	181	
3/9/2020	173	
9/16/2020	156	
3/16/2021	142	
8/6/2021	133	
2/2/2022	143	
8/16/2022	125	
2/14/2023	149	
7/25/2023	158	
2/19/2024	177	
8/1/2024	161	
2/26/2025	156	
8/28/2025		154
2/18/2026		143

Prediction Limit

Constituent: TDS (mg/L) Analysis Run 5/1/2026 5:08 PM View: Appendix III Intrawell

Plant Bowen Client: Southern Company Data: Bowen LF 3-8

	GWA-39Z	GWA-39Z
3/14/2016	106	
5/11/2016	58	
7/19/2016	46	
9/15/2016	41	
11/2/2016	37	
1/18/2017	29	
3/28/2017	40	
6/7/2017	138	
9/26/2017	107	
3/14/2018	126	
9/12/2018	134	
3/15/2019	107	
9/9/2019	93	
3/9/2020	58	
9/10/2020	16	
3/12/2021	55	
8/4/2021	60	
1/31/2022	61	
8/10/2022	50	
2/13/2023	105	
7/26/2023	57	
2/19/2024	63	
8/1/2024	68	
2/25/2025	91	
8/28/2025		87
2/18/2026		71

Prediction Limit

Constituent: TDS (mg/L) Analysis Run 5/1/2026 5:08 PM View: Appendix III Intrawell

Plant Bowen Client: Southern Company Data: Bowen LF 3-8

	GWA-40	GWA-40
3/15/2016	107	
5/11/2016	80	
7/21/2016	76	
9/19/2016	108	
11/3/2016	90	
1/17/2017	128	
3/24/2017	91	
5/24/2017	152	
9/26/2017	103	
3/14/2018	123	
9/12/2018	105	
3/13/2019	130	
9/9/2019	108	
3/9/2020	131	
9/11/2020	102	
3/10/2021	60	
8/4/2021	66	
1/31/2022	81	
8/12/2022	91	
2/13/2023	259	
7/26/2023	70	
2/19/2024	108	
8/1/2024	96	
2/25/2025	119	
8/27/2025		76
2/16/2026		73

Prediction Limit

Constituent: TDS (mg/L) Analysis Run 5/1/2026 5:08 PM View: Appendix III Intrawell

Plant Bowen Client: Southern Company Data: Bowen LF 3-8

	GWA-41	GWA-41
3/15/2016	110	
5/12/2016	49	
7/20/2016	72	
9/15/2016	18 (J)	
11/3/2016	70	
1/18/2017	63	
3/24/2017	63	
6/6/2017	128	
9/25/2017	109	
3/14/2018	192	
9/12/2018	82	
3/14/2019	119	
9/10/2019	36	
3/6/2020	137	
9/10/2020	35	
3/11/2021	101	
8/4/2021	77	
1/31/2022	63	
8/11/2022	73	
2/13/2023	111	
7/25/2023	43	
2/19/2024	130	
8/1/2024	49	
2/25/2025	142	
8/28/2025		51
2/16/2026		54

Prediction Limit

Constituent: TDS (mg/L) Analysis Run 5/1/2026 5:08 PM View: Appendix III Intrawell

Plant Bowen Client: Southern Company Data: Bowen LF 3-8

	GWA-41R	GWA-41R
3/15/2016	78	
5/13/2016	178	
7/21/2016	168	
9/21/2016	123	
11/3/2016	157	
1/17/2017	170	
3/27/2017	158	
6/6/2017	212	
9/25/2017	145	
3/14/2018	210	
9/12/2018	159	
3/14/2019	157	
9/10/2019	113	
3/9/2020	249	
9/10/2020	111	
3/10/2021	148	
8/4/2021	176	
1/31/2022	184	
8/11/2022	170	
2/13/2023	163	
7/25/2023	162	
2/19/2024	199	
8/1/2024	197	
2/25/2025	161	
8/27/2025		174
2/16/2026		182

Prediction Limit

Constituent: TDS (mg/L) Analysis Run 5/1/2026 5:08 PM View: Appendix III Intrawell

Plant Bowen Client: Southern Company Data: Bowen LF 3-8

	GWA-42	GWA-42
3/11/2016	139	
5/16/2016	112	
7/22/2016	136	
9/19/2016	121	
11/3/2016	132	
1/17/2017	150	
3/27/2017	148	
6/7/2017	181	
9/26/2017	113	
3/14/2018	134	
9/14/2018	139	
3/14/2019	157	
9/10/2019	105	
3/6/2020	143	
9/10/2020	120	
3/11/2021	109	
8/4/2021	141	
1/31/2022	132	
8/10/2022	134	
2/13/2023	226	
7/26/2023	134	
2/20/2024	146	
8/1/2024	158	
2/25/2025	155	
8/28/2025		152
2/16/2026		166

Prediction Limit

Constituent: TDS (mg/L) Analysis Run 5/1/2026 5:08 PM View: Appendix III Intrawell

Plant Bowen Client: Southern Company Data: Bowen LF 3-8

	GWA-43	GWA-43
3/11/2016	69	
5/13/2016	88	
7/19/2016	56	
9/16/2016	31	
11/2/2016	48	
1/18/2017	44	
3/28/2017	<25	
6/6/2017	36	
9/22/2017	41	
3/14/2018	<25	
9/12/2018	35	
3/13/2019	31	
9/11/2019	21	
3/9/2020	51	
9/11/2020	31	
3/11/2021	14	
8/6/2021	33	
1/31/2022	25	
8/11/2022	28	
2/14/2023	60.9	
7/25/2023	<25	
2/20/2024	<25	
8/2/2024	33	
2/25/2025	<25	
8/28/2025		<25
2/16/2026		<25

ND substitution: RL or RL/2 if <15% NDs.

Prediction Limit

Constituent: TDS (mg/L) Analysis Run 5/1/2026 5:08 PM View: Appendix III Intrawell

Plant Bowen Client: Southern Company Data: Bowen LF 3-8

	GWA-43R	GWA-43R
3/11/2016	144	
5/13/2016	142	
7/19/2016	135	
9/16/2016	144	
11/2/2016	152	
1/18/2017	125	
3/28/2017	109	
6/6/2017	154	
9/22/2017	157	
3/15/2018	117	
9/12/2018	151	
3/13/2019	152	
9/11/2019	151	
3/9/2020	174	
9/14/2020	146	
3/11/2021	98	
8/5/2021	126	
1/31/2022	128	
8/10/2022	145	
2/13/2023	126	
7/25/2023	167	
2/20/2024	136	
8/2/2024	188	
2/25/2025	140	
8/28/2025		157
2/16/2026		151

Prediction Limit

Constituent: TDS (mg/L) Analysis Run 5/1/2026 5:08 PM View: Appendix III Intrawell

Plant Bowen Client: Southern Company Data: Bowen LF 3-8

	GWA-50	GWA-50
3/28/2016	<25	
5/23/2016	32	
8/1/2016	<25	
9/26/2016	45	
11/10/2016	38	
1/30/2017	<25	
4/7/2017	18 (J)	
6/12/2017	15 (J)	
10/2/2017	17 (J)	
3/16/2018	<25	
9/17/2018	38	
3/19/2019	34	
9/13/2019	19	
3/11/2020	17	
9/16/2020	20	
3/17/2021	<25	
8/9/2021	14	
2/1/2022	21	
8/16/2022	<25	
2/16/2023	<25	
7/28/2023	<25	
2/22/2024	<25	
8/8/2024	147 (o)	
2/27/2025	32	
9/2/2025		<25
2/17/2026		<25

ND substitution: RL or RL/2 if <15% NDs.

Prediction Limit

Constituent: TDS (mg/L) Analysis Run 5/1/2026 5:08 PM View: Appendix III Intrawell

Plant Bowen Client: Southern Company Data: Bowen LF 3-8

	GWA-50R	GWA-50R
3/28/2016	46	
5/25/2016	57	
8/1/2016	<25	
9/26/2016	60	
11/11/2016	13 (J)	
1/30/2017	<25	
4/3/2017	100	
6/12/2017	51	
10/2/2017	32	
3/16/2018	<25	
9/18/2018	15 (J)	
3/19/2019	48	
9/12/2019	46	
3/11/2020	24	
9/15/2020	12	
3/17/2021	31	
8/9/2021	<25	
2/2/2022	15	
8/17/2022	18 (J)	
2/16/2023	<25	
7/28/2023	<25	
2/22/2024	<25	
8/8/2024	64	
2/28/2025	<25	
9/2/2025		<25
2/17/2026		<25

ND substitution: RL or RL/2 if <15% NDs.

Prediction Limit

Constituent: TDS (mg/L) Analysis Run 5/1/2026 5:08 PM View: Appendix III Intrawell

Plant Bowen Client: Southern Company Data: Bowen LF 3-8

	GWC-16R	GWC-16R
3/3/2016	306	
5/10/2016	275	
7/13/2016	234	
9/15/2016	259	
11/2/2016	260	
1/11/2017	306	
3/20/2017	304	
5/23/2017	297	
9/21/2017	307	
3/14/2018	312	
9/7/2018	298	
3/11/2019	344	
9/9/2019	275	
3/4/2020	326	
9/9/2020	297	
3/9/2021	335	
7/30/2021	294	
1/28/2022	317	
8/11/2022	306	
2/10/2023	369	
8/4/2023	306	
2/15/2024	401	
6/26/2024	313	
7/31/2024	315	
2/25/2025	312	
8/21/2025		339
2/13/2026		333

Prediction Limit

Constituent: TDS (mg/L) Analysis Run 5/1/2026 5:08 PM View: Appendix III Intrawell

Plant Bowen Client: Southern Company Data: Bowen LF 3-8

	GWC-17R	GWC-17R
3/4/2016	348	
5/10/2016	342	
7/14/2016	335	
9/14/2016	335	
11/1/2016	296	
1/11/2017	376	
3/21/2017	346	
5/23/2017	320	
9/22/2017	337	
3/14/2018	323	
9/11/2018	317	
3/12/2019	306	
9/10/2019	312	
3/5/2020	307	
9/9/2020	285	
3/10/2021	256	
7/30/2021	270	
1/28/2022	302	
8/11/2022	296	
2/10/2023	302	
8/3/2023	316	
2/15/2024	333	
7/31/2024	300	
2/25/2025	305	
8/22/2025		303
2/13/2026		293

Prediction Limit

Constituent: TDS (mg/L) Analysis Run 5/1/2026 5:08 PM View: Appendix III Intrawell

Plant Bowen Client: Southern Company Data: Bowen LF 3-8

	GWC-18	GWC-18
3/7/2016	100	
5/5/2016	63	
7/13/2016	63	
9/13/2016	81	
10/31/2016	40	
1/12/2017	92	
3/23/2017	116	
5/23/2017	107	
9/25/2017	110	
3/14/2018	115	
9/11/2018	102	
3/12/2019	135	
9/9/2019	95	
3/6/2020	109	
9/9/2020	88	
2/26/2021	90	
7/29/2021	103	
1/28/2022	99	
8/10/2022	86	
2/9/2023	175	
8/3/2023	82	
2/14/2024	143	
7/31/2024	87	
2/20/2025	119	
8/26/2025		92
2/12/2026		112

Prediction Limit

Constituent: TDS (mg/L) Analysis Run 5/1/2026 5:08 PM View: Appendix III Intrawell

Plant Bowen Client: Southern Company Data: Bowen LF 3-8

	GWC-18R	GWC-18R
3/7/2016	167	
5/5/2016	119	
7/13/2016	135	
9/12/2016	129	
11/1/2016	121	
1/11/2017	177	
3/20/2017	149	
5/22/2017	119	
9/21/2017	166	
3/14/2018	139	
9/7/2018	149	
3/12/2019	143	
9/6/2019	141	
3/5/2020	143	
9/9/2020	120	
2/26/2021	121	
7/29/2021	146	
1/27/2022	146	
8/10/2022	147	
2/9/2023	171	
8/4/2023	148	
2/14/2024	156	
7/31/2024	156	
2/19/2025	144	
8/22/2025		142
2/12/2026		137

Prediction Limit

Constituent: TDS (mg/L) Analysis Run 5/1/2026 5:08 PM View: Appendix III Intrawell

Plant Bowen Client: Southern Company Data: Bowen LF 3-8

	GWC-19R	GWC-19R
3/7/2016	172	
5/9/2016	206	
7/14/2016	136	
9/12/2016	171	
10/31/2016	160	
1/11/2017	214	
3/21/2017	175	
5/22/2017	129	
9/20/2017	173	
3/14/2018	156	
9/10/2018	172	
3/12/2019	156	
9/9/2019	172	
3/4/2020	157	
9/9/2020	152	
2/26/2021	172	
8/3/2021	154	
1/27/2022	149	
8/9/2022	102	
2/9/2023	171	
8/4/2023	163	
2/14/2024	182	
7/31/2024	144	
2/20/2025	153	
8/27/2025		173
2/12/2026		148

Prediction Limit

Constituent: TDS (mg/L) Analysis Run 5/1/2026 5:08 PM View: Appendix III Intrawell

Plant Bowen Client: Southern Company Data: Bowen LF 3-8

	GWC-20R	GWC-20R
3/8/2016	207	
5/9/2016	189	
7/14/2016	193	
9/12/2016	201	
10/31/2016	215	
1/12/2017	198	
3/22/2017	137	
5/22/2017	197	
9/19/2017	225	
12/29/2017	198	
3/14/2018	167	
9/10/2018	184	
3/12/2019	191	
9/6/2019	24	
3/5/2020	171	
9/4/2020	212	
3/9/2021	163	
8/2/2021	168	
1/27/2022	176	
8/9/2022	171	
2/10/2023	226	
8/3/2023	193	
2/15/2024	224	
8/1/2024	245	
2/20/2025	172	
8/26/2025		215
2/12/2026		213

Prediction Limit

Constituent: TDS (mg/L) Analysis Run 5/1/2026 5:08 PM View: Appendix III Intrawell

Plant Bowen Client: Southern Company Data: Bowen LF 3-8

	GWC-21R	GWC-21R
3/8/2016	318	
5/9/2016	136	
7/15/2016	237	
9/9/2016	263	
10/27/2016	283	
1/12/2017	276	
3/21/2017	385	
5/23/2017	294	
9/19/2017	302	
3/14/2018	306	
9/10/2018	328	
3/11/2019	311	
9/6/2019	291	
3/3/2020	292	
9/8/2020	297	
3/9/2021	286	
8/2/2021	292	
1/28/2022	290	
8/10/2022	286	
2/9/2023	317	
8/4/2023	298	
2/15/2024	290	
8/2/2024	313	
2/25/2025	241	
8/22/2025		277
2/17/2026		290

Prediction Limit

Constituent: TDS (mg/L) Analysis Run 5/1/2026 5:08 PM View: Appendix III Intrawell

Plant Bowen Client: Southern Company Data: Bowen LF 3-8

	GWC-22R	GWC-22R
3/7/2016	163	
5/5/2016	140	
7/14/2016	161	
9/12/2016	168	
10/27/2016	140	
1/13/2017	147	
3/20/2017	186	
5/23/2017	183	
9/19/2017	167	
3/13/2018	159	
9/7/2018	169	
3/11/2019	166	
9/5/2019	171	
3/3/2020	181	
9/8/2020	157	
3/9/2021	161	
8/2/2021	166	
1/27/2022	167	
8/10/2022	162	
2/9/2023	328 (O)	
8/3/2023	153	
2/15/2024	180	
7/31/2024	181	
2/20/2025	154	
8/26/2025		158
2/13/2026		162

Prediction Limit

Constituent: TDS (mg/L) Analysis Run 5/1/2026 5:08 PM View: Appendix III Intrawell

Plant Bowen Client: Southern Company Data: Bowen LF 3-8

	GWC-23R	GWC-23R
3/9/2016	287	
5/6/2016	284	
7/15/2016	249	
9/14/2016	273	
11/1/2016	258	
1/25/2017	340	
3/22/2017	264	
5/24/2017	331	
9/21/2017	347	
3/14/2018	290	
9/11/2018	295	
3/12/2019	310	
9/6/2019	300	
3/5/2020	265	
9/9/2020	501	
12/15/2020	351	
3/10/2021	333	
7/30/2021	380	
1/28/2022		454
8/11/2022		586
11/3/2022		573
2/10/2023		533
8/3/2023		536
9/26/2023		444
2/16/2024		395
7/31/2024		403
2/25/2025		329
8/21/2025		419
2/13/2026		382

Prediction Limit

Constituent: TDS (mg/L) Analysis Run 5/1/2026 5:08 PM View: Appendix III Intrawell

Plant Bowen Client: Southern Company Data: Bowen LF 3-8

	GWC-24R	GWC-24R
3/4/2016	209	
5/5/2016	152	
7/12/2016	157	
9/13/2016	154	
10/27/2016	162	
1/13/2017	165	
3/20/2017	205	
5/19/2017	149	
9/19/2017	153	
3/13/2018	153	
9/11/2018	152	
3/8/2019	164	
9/5/2019	157	
3/3/2020	146	
9/9/2020	155	
3/9/2021	158	
7/29/2021	143	
1/28/2022	159	
8/9/2022	149	
2/9/2023	147	
8/3/2023	146	
2/15/2024	248	
7/31/2024	152	
2/24/2025	129	
8/26/2025		144
2/12/2026		149

Prediction Limit

Constituent: TDS (mg/L) Analysis Run 5/1/2026 5:08 PM View: Appendix III Intrawell

Plant Bowen Client: Southern Company Data: Bowen LF 3-8

	GWC-25R	GWC-25R
3/8/2016	177	
5/4/2016	97	
7/18/2016	150	
9/13/2016	159	
10/27/2016	143	
1/13/2017	158	
3/16/2017	167	
5/19/2017	150	
9/19/2017	146	
3/13/2018	153	
9/11/2018	153	
3/8/2019	155	
9/5/2019	177	
3/3/2020	183	
9/4/2020	172	
3/9/2021	153	
8/2/2021	175	
1/27/2022	168	
8/9/2022	164	
2/9/2023	169	
8/3/2023	170	
2/16/2024	155	
7/31/2024	166	
2/25/2025	160	
8/18/2025		154
2/13/2026		151

Prediction Limit

Constituent: TDS (mg/L) Analysis Run 5/1/2026 5:08 PM View: Appendix III Intrawell

Plant Bowen Client: Southern Company Data: Bowen LF 3-8

	GWC-26	GWC-26
6/20/2023	205	
8/7/2023	184	
10/12/2023	192	
12/12/2023	180	
2/29/2024	358 (o)	
4/23/2024	194	
6/12/2024	195	
8/27/2024	222	
3/4/2025	246	
8/15/2025		185
2/24/2026		316

Prediction Limit

Constituent: TDS (mg/L) Analysis Run 5/1/2026 5:08 PM View: Appendix III Intrawell

Plant Bowen Client: Southern Company Data: Bowen LF 3-8

	GWC-27	GWC-27
6/23/2023	197	
8/7/2023	177	
10/12/2023	191	
12/12/2023	163	
2/29/2024	174	
4/23/2024	171	
6/12/2024	183	
8/26/2024	194	
3/4/2025	179	
8/20/2025		179
3/2/2026		195

Prediction Limit

Constituent: TDS (mg/L) Analysis Run 5/1/2026 5:08 PM View: Appendix III Intrawell

Plant Bowen Client: Southern Company Data: Bowen LF 3-8

	GWC-27R	GWC-27R
6/23/2023	164	
8/7/2023	152	
10/12/2023	195	
12/12/2023	141	
2/29/2024	146	
4/23/2024	141	
6/13/2024	165	
8/26/2024	167	
3/4/2025	147	
8/18/2025		166
3/2/2026		150

Prediction Limit

Constituent: TDS (mg/L) Analysis Run 5/1/2026 5:08 PM View: Appendix III Intrawell

Plant Bowen Client: Southern Company Data: Bowen LF 3-8

	GWC-28	GWC-28
6/20/2023	175	
8/8/2023	178	
10/12/2023	155	
12/12/2023	156	
3/4/2024	180	
4/24/2024	178	
6/12/2024	158	
8/27/2024	176	
3/6/2025	208	
8/19/2025		180
3/2/2026		157

Prediction Limit

Constituent: TDS (mg/L) Analysis Run 5/1/2026 5:08 PM View: Appendix III Intrawell

Plant Bowen Client: Southern Company Data: Bowen LF 3-8

	GWC-29	GWC-29
6/26/2023	155	
8/7/2023	163	
10/11/2023	148	
12/12/2023	141	
2/29/2024	170	
4/23/2024	169	
6/11/2024	196	
8/26/2024	162	
3/5/2025	181	
8/18/2025		160
2/26/2026		146

Prediction Limit

Constituent: TDS (mg/L) Analysis Run 5/1/2026 5:08 PM View: Appendix III Intrawell

Plant Bowen Client: Southern Company Data: Bowen LF 3-8

	GWC-29R	GWC-29R
6/27/2023	172	
8/10/2023	159	
10/13/2023	150	
12/13/2023	153	
3/1/2024	158	
4/24/2024	151	
6/12/2024	161	
8/27/2024	161	
3/6/2025	152	
8/19/2025		165
2/26/2026		155

Prediction Limit

Constituent: TDS (mg/L) Analysis Run 5/1/2026 5:08 PM View: Appendix III Intrawell

Plant Bowen Client: Southern Company Data: Bowen LF 3-8

	GWC-30	GWC-30
6/27/2023	204	
8/9/2023	199	
10/13/2023	195	
12/13/2023	209	
3/1/2024	226	
4/24/2024	210	
6/12/2024	197	
8/27/2024	204	
3/5/2025	223	
8/19/2025		205
2/27/2026		242

Prediction Limit

Constituent: TDS (mg/L) Analysis Run 5/1/2026 5:08 PM View: Appendix III Intrawell

Plant Bowen Client: Southern Company Data: Bowen LF 3-8

	GWC-31	GWC-31
6/23/2023	165	
8/9/2023	171	
10/11/2023	120	
12/12/2023	184	
3/1/2024	206	
4/23/2024	200	
6/12/2024	210	
8/26/2024	195	
3/5/2025	205	
8/20/2025		218
2/25/2026		198

Prediction Limit

Constituent: TDS (mg/L) Analysis Run 5/1/2026 5:08 PM View: Appendix III Intrawell

Plant Bowen Client: Southern Company Data: Bowen LF 3-8

	GWC-31R	GWC-31R
6/23/2023	178	
8/9/2023	170	
10/11/2023	200	
12/12/2023	172	
3/4/2024	180	
4/23/2024	167	
6/11/2024	173	
8/26/2024	178	
3/5/2025	174	
8/19/2025		178
2/27/2026		192

Prediction Limit

Constituent: TDS (mg/L) Analysis Run 5/1/2026 5:08 PM View: Appendix III Intrawell

Plant Bowen Client: Southern Company Data: Bowen LF 3-8

	GWC-32	GWC-32
6/26/2023	228	
8/9/2023	223	
10/13/2023	238	
12/13/2023	252	
2/29/2024	228	
4/24/2024	231	
6/12/2024	215	
8/27/2024	223	
3/6/2025	208	
8/20/2025		212
3/2/2026		219

Prediction Limit

Constituent: TDS (mg/L) Analysis Run 5/1/2026 5:08 PM View: Appendix III Intrawell

Plant Bowen Client: Southern Company Data: Bowen LF 3-8

	GWC-33R	GWC-33R
6/21/2023	130	
8/8/2023	136	
10/11/2023	144	
12/13/2023	139	
3/4/2024	136	
4/23/2024	135	
6/13/2024	129	
8/27/2024	140	
3/5/2025	128	
8/19/2025		140
3/3/2026		120

Prediction Limit

Constituent: TDS (mg/L) Analysis Run 5/1/2026 5:08 PM View: Appendix III Intrawell

Plant Bowen Client: Southern Company Data: Bowen LF 3-8

	GWC-34	GWC-34
6/21/2023	117	
8/7/2023	86	
10/10/2023	134	
12/13/2023	136	
2/29/2024	100	
4/24/2024	109	
6/13/2024	202	
8/28/2024	104	
9/4/2025		95
3/2/2026		112

Prediction Limit

Constituent: TDS (mg/L) Analysis Run 5/1/2026 5:08 PM View: Appendix III Intrawell

Plant Bowen Client: Southern Company Data: Bowen LF 3-8

	GWC-34R	GWC-34R
6/21/2023	200	
8/7/2023	182	
10/10/2023	261	
12/13/2023	195	
2/29/2024	194	
4/24/2024	240	
6/13/2024	231	
8/28/2024	196	
9/4/2025		194
3/2/2026		202

Prediction Limit

Constituent: TDS (mg/L) Analysis Run 5/1/2026 5:08 PM View: Appendix III Intrawell

Plant Bowen Client: Southern Company Data: Bowen LF 3-8

	GWC-35	GWC-35
6/28/2023	249	
8/10/2023	237	
10/11/2023	224	
12/13/2023	238	
2/29/2024	240	
4/24/2024	251	
6/13/2024	249	
8/27/2024	254	
3/5/2025	240	
8/15/2025		259
2/24/2026		258

Prediction Limit

Constituent: TDS (mg/L) Analysis Run 5/1/2026 5:08 PM View: Appendix III Intrawell

Plant Bowen Client: Southern Company Data: Bowen LF 3-8

	GWC-36A	GWC-36A
4/6/2022	238	
8/8/2022	232	
2/8/2023	245	
8/2/2023	224	
2/13/2024	248	
7/30/2024	239	
2/19/2025	234	
8/21/2025		205
2/12/2026		224

Prediction Limit

Constituent: TDS (mg/L) Analysis Run 5/1/2026 5:08 PM View: Appendix III Intrawell

Plant Bowen Client: Southern Company Data: Bowen LF 3-8

	GWC-36RA	GWC-36RA
3/1/2016	150	
5/2/2016	105	
7/6/2016	113	
9/7/2016	169	
10/25/2016	152	
1/5/2017	229	
3/14/2017	188	
5/16/2017	147	
9/15/2017	146	
3/12/2018	169	
9/6/2018	155	
3/7/2019	135	
9/4/2019	142	
3/2/2020	170	
9/14/2020	156	
3/26/2021	123	
7/27/2021	163	
1/26/2022	184	
8/8/2022	232	
2/8/2023	238	
8/3/2023	188	
2/13/2024	252	
7/30/2024	217	
2/19/2025	241	
8/21/2025		189
2/12/2026		203

Prediction Limit

Constituent: TDS (mg/L) Analysis Run 5/1/2026 5:08 PM View: Appendix III Intrawell

Plant Bowen Client: Southern Company Data: Bowen LF 3-8

	GWC-37	GWC-37
3/1/2016	34	
5/3/2016	<25	
7/8/2016	14 (J)	
9/7/2016	16 (J)	
10/25/2016	<25	
1/6/2017	189 (O)	
3/14/2017	90 (O)	
5/16/2017	20 (J)	
9/15/2017	14 (J)	
3/12/2018	<25	
9/6/2018	34	
3/6/2019	22 (J)	
9/4/2019	26	
3/2/2020	<25	
9/3/2020	25	
2/24/2021	10	
7/28/2021	13	
1/26/2022	26	
8/8/2022	19	
2/8/2023	<25	
8/2/2023	<25	
2/13/2024	<25	
7/30/2024	<25	
2/19/2025	<25	
8/27/2025		<25
2/12/2026		27

ND substitution: RL or RL/2 if <15% NDs.

Prediction Limit

Constituent: TDS (mg/L) Analysis Run 5/1/2026 5:08 PM View: Appendix III Intrawell

Plant Bowen Client: Southern Company Data: Bowen LF 3-8

	GWC-38	GWC-38
3/2/2016	34	
5/3/2016	<25	
7/7/2016	39	
9/8/2016	<25	
10/25/2016	<25	
2/9/2017	65	
3/23/2017	<25	
5/17/2017	113	
9/19/2017	21 (J)	
3/13/2018	33	
9/6/2018	36	
3/7/2019	84	
9/4/2019	44	
3/2/2020	32	
9/3/2020	21	
2/24/2021	12	
7/28/2021	18	
1/25/2022	27	
8/5/2022	27	
2/8/2023	31	
8/2/2023	32	
2/13/2024	31	
7/30/2024	53	
2/19/2025	<25	
8/21/2025		34
2/12/2026		40

ND substitution: RL or RL/2 if <15% NDs.

Prediction Limit

Constituent: TDS (mg/L) Analysis Run 5/1/2026 5:08 PM View: Appendix III Intrawell

Plant Bowen Client: Southern Company Data: Bowen LF 3-8

	GWC-57	GWC-57
6/21/2023	170	
8/8/2023	178	
10/10/2023	166	
12/13/2023	182	
3/4/2024	177	
4/24/2024	181	
6/13/2024	180	
8/27/2024	179	
3/4/2025	162	
8/15/2025		169
3/2/2026		168

FIGURE H.

Appendix III Interwell Prediction Limits - Two-Step - Significant Results

Plant Bowen Client: Southern Company Data: Bowen LF 3-8 Printed 5/1/2026, 5:13 PM

Constituent	Well	Upper Lim.	Lower Lim.	Date	Observ.	Sig.	Bg N	%NDs	ND Adj.	Transform	Alpha	Method
Calcium (mg/L)	**GWC-23R**	**66.7**	**n/a**	**2/13/2026**	**77.1**	**Yes**	**526**	**0**	**n/a**	**n/a**	**0.00004892**	**NP Inter (normality) 1 of 2**

Appendix III Interwell Prediction Limits - Two-Step - All Results

Plant Bowen Client: Southern Company Data: Bowen LF 3-8 Printed 5/1/2026, 5:13 PM

Constituent	Well	Upper Lim.	Lower Lim.	Date	Observ.	Sig.	Bg N	%NDs	ND Adj.	Transform	Alpha	Method
Calcium (mg/L)	**GWC-23R**	**66.7**	**n/a**	**2/13/2026**	**77.1**	**Yes**	**526**	**0**	**n/a**	**n/a**	**0.00004892**	**NP Inter (normality) 1 of 2**
Calcium (mg/L)	GWC-26	66.7	n/a	2/24/2026	66.1	No	526	0	n/a	n/a	0.00004892	NP Inter (normality) 1 of 2
Calcium (mg/L)	GWC-27	66.7	n/a	3/2/2026	42.7	No	526	0	n/a	n/a	0.00004892	NP Inter (normality) 1 of 2
pH, Field (SU)	GWC-38	8.34	4.24	2/12/2026	4.31	No	531	0	n/a	n/a	0.00009784	NP Inter (normality) 1 of 2
Sulfate (mg/L)	GWC-31	147	n/a	2/25/2026	4.2	No	526	4.943	n/a	n/a	0.00004892	NP Inter (normality) 1 of 2
TDS (mg/L)	GWC-26	410	n/a	2/24/2026	316	No	524	5.534	n/a	n/a	0.00004892	NP Inter (normality) 1 of 2

Sanitas™ v.10.1.06e Software licensed to Groundwater Stats Consulting. UG

Exceeds Limit: GWC-23R

Prediction Limit

Interwell Non-parametric

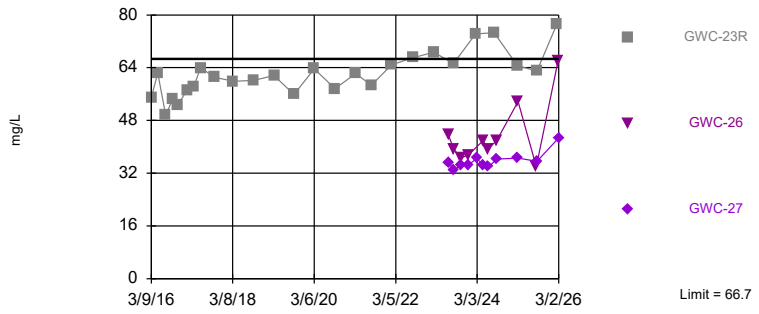

Non-parametric test used in lieu of parametric prediction limit because the Chi Squared normality test showed the data to be non-normal at the 0.01 alpha level. Limit is highest of 526 background values. Annual per-constituent alpha = 0.002931. Individual comparison alpha = 0.00004892 (1 of 2). Comparing 3 points to limit. Assumes 27 future values.

Constituent: Calcium Analysis Run 5/1/2026 5:12 PM View: Appendix III Interwell Two-Step
Plant Bowen Client: Southern Company Data: Bowen LF 3-8

Sanitas™ v.10.1.06e Software licensed to Groundwater Stats Consulting. UG

Within Limits

Prediction Limit

Interwell Non-parametric

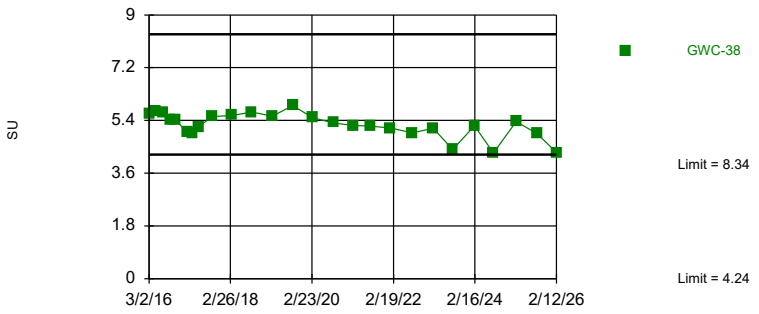

Non-parametric test used in lieu of parametric prediction limit because the Chi Squared normality test showed the data to be non-normal at the 0.01 alpha level. Limits are highest and lowest of 531 background values. Annual per-constituent alpha = 0.005862. Individual comparison alpha = 0.00009784 (1 of 2). Assumes 29 future values.

Constituent: pH, Field Analysis Run 5/1/2026 5:12 PM View: Appendix III Interwell Two-Step
Plant Bowen Client: Southern Company Data: Bowen LF 3-8

Sanitas™ v.10.1.06e Software licensed to Groundwater Stats Consulting. UG

Within Limit

Prediction Limit

Interwell Non-parametric

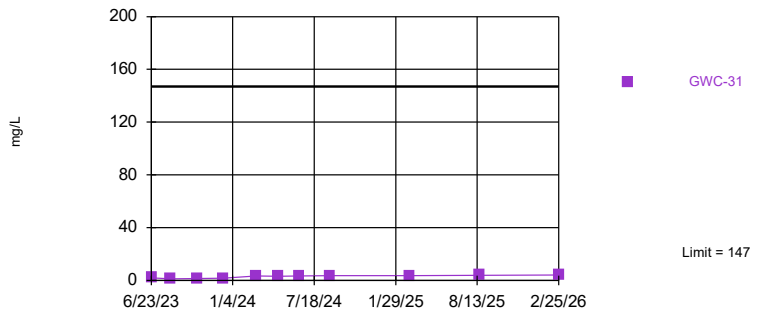

Non-parametric test used in lieu of parametric prediction limit because the Chi Squared normality test showed the data to be non-normal at the 0.01 alpha level. Limit is highest of 526 background values. 4.943% NDs. Annual per-constituent alpha = 0.002931. Individual comparison alpha = 0.00004892 (1 of 2). Assumes 29 future values.

Constituent: Sulfate Analysis Run 5/1/2026 5:12 PM View: Appendix III Interwell Two-Step
Plant Bowen Client: Southern Company Data: Bowen LF 3-8

Sanitas™ v.10.1.06e Software licensed to Groundwater Stats Consulting. UG

Within Limit

Prediction Limit

Interwell Non-parametric

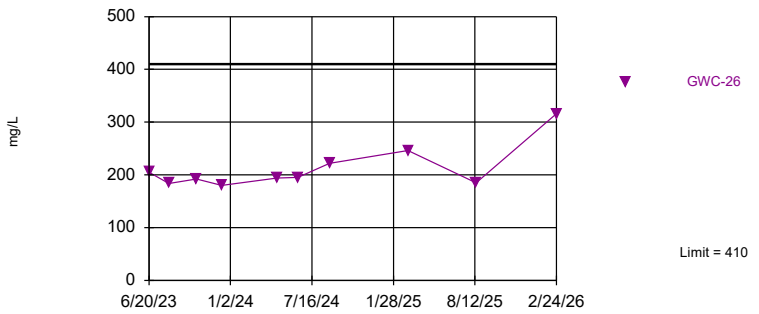

Non-parametric test used in lieu of parametric prediction limit because the Chi Squared normality test showed the data to be non-normal at the 0.01 alpha level. Limit is highest of 524 background values. 5.534% NDs. Annual per-constituent alpha = 0.002931. Individual comparison alpha = 0.00004892 (1 of 2). Assumes 29 future values.

Constituent: TDS Analysis Run 5/1/2026 5:12 PM View: Appendix III Interwell Two-Step
Plant Bowen Client: Southern Company Data: Bowen LF 3-8

Prediction Limit

Constituent: Calcium (mg/L) Analysis Run 5/1/2026 5:13 PM View: Appendix III Interwell Two-Step

Plant Bowen Client: Southern Company Data: Bowen LF 3-8

	GWA-52 (bg)	GWA-55 (bg)	GWA-54 (bg)	GWA-53R (bg)	GWA-53 (bg)	GWA-55R (bg)	GWA-56 (bg)	GWC-23R	GWA-42 (bg)
2/29/2016	30								
3/2/2016		38	27	29	29				
3/3/2016						36	36		
3/9/2016								55	
3/11/2016									31
3/14/2016									
3/15/2016									
3/22/2016									
3/23/2016									
3/28/2016									
5/3/2016		48.7		31	31.2	39.1			
5/4/2016	30		27.6						
5/6/2016								62.4	
5/9/2016							39		
5/11/2016									
5/12/2016									
5/13/2016									
5/16/2016									32
5/19/2016									
5/20/2016									
5/23/2016									
5/25/2016									
7/7/2016									
7/8/2016	30.1		25.7		30				
7/11/2016		34.8		28.2		31.6	35.7		
7/15/2016								49.5	
7/19/2016									
7/20/2016									
7/21/2016									
7/22/2016									28.5
7/29/2016									
8/1/2016									
9/7/2016				27.6					
9/8/2016	26.8		26.3		28.6				
9/9/2016		32.1				29.8	32		
9/14/2016								54.4	
9/15/2016									
9/16/2016									
9/19/2016									28.6
9/21/2016									
9/22/2016									
9/23/2016									
9/26/2016									
10/26/2016	26.9	32.9	24		25.5		28.5		
10/27/2016				26.5		28.9			
11/1/2016								52.8	
11/2/2016									
11/3/2016									26.6
11/9/2016									
11/10/2016									
11/11/2016									
1/6/2017	27.6			26					

Prediction Limit

Constituent: Calcium (mg/L) Analysis Run 5/1/2026 5:13 PM View: Appendix III Interwell Two-Step

Plant Bowen Client: Southern Company Data: Bowen LF 3-8

	GWA-52 (bg)	GWA-55 (bg)	GWA-54 (bg)	GWA-53R (bg)	GWA-53 (bg)	GWA-55R (bg)	GWA-56 (bg)	GWC-23R	GWA-42 (bg)
1/9/2017		32.5	24.1		26.1	27.9	27.5		
1/17/2017									28.7
1/18/2017									
1/25/2017								57.2	
1/30/2017									
1/31/2017									
2/21/2017									
2/22/2017									
3/15/2017	26.2		24.1				24.8		
3/16/2017		30.8		26.6	26.7	28.2			
3/22/2017								58.1	
3/24/2017									
3/27/2017									30.4
3/28/2017									
3/30/2017									
4/3/2017									
4/7/2017									
5/17/2017	27.6								
5/18/2017		37.2	26.7			31.3	26.9		
5/19/2017				30.9	29.2				
5/24/2017								64	
6/6/2017									
6/7/2017									31.3
6/8/2017									
6/9/2017									
6/12/2017									
6/14/2017									
7/12/2017									
7/17/2017									
7/19/2017									
7/20/2017									
7/27/2017									
7/28/2017									
8/9/2017									
8/24/2017									
9/15/2017	27.7	38.5	25.1				19.6		
9/18/2017						29.7			
9/19/2017				28.5	26.9				
9/21/2017								61.1	
9/22/2017									
9/25/2017									
9/26/2017									29.5
9/29/2017									
10/2/2017									
10/3/2017									
10/4/2017									
12/28/2017									
3/12/2018		39.6				38.2			
3/13/2018	26.2		24.3 (J)	29.3	28.6		26		
3/14/2018								59.9	32.6
3/15/2018									
3/16/2018									

Prediction Limit

Constituent: Calcium (mg/L) Analysis Run 5/1/2026 5:13 PM View: Appendix III Interwell Two-Step

Plant Bowen Client: Southern Company Data: Bowen LF 3-8

	GWA-52 (bg)	GWA-55 (bg)	GWA-54 (bg)	GWA-53R (bg)	GWA-53 (bg)	GWA-55R (bg)	GWA-56 (bg)	GWC-23R	GWA-42 (bg)
3/19/2018									
3/21/2018									
9/6/2018	27.9		25.6						
9/7/2018		45.2				40.3	25.1		
9/11/2018				26.3	27.3			60.2	
9/12/2018									
9/14/2018									30.5
9/17/2018									
9/18/2018									
3/7/2019	29.5		23.8 (J)			40.4	33.3		
3/8/2019		45.2			25.9				
3/12/2019				28				61.6	
3/13/2019									
3/14/2019									32
3/15/2019									
3/19/2019									
3/20/2019									
3/21/2019									
9/4/2019	28.1						31.6		
9/5/2019		46.2	24.6	29	29.3	34.6			
9/6/2019								55.9	
9/9/2019									
9/10/2019									34
9/11/2019									
9/12/2019									
9/13/2019									
3/2/2020	33.7								
3/3/2020		40.1	27.1						
3/4/2020				31.6	31.2	39.9	38		
3/5/2020								63.7	
3/6/2020									38
3/9/2020									
3/11/2020									
3/12/2020									
9/3/2020	28.9								
9/4/2020		47.2				34.4	34.5		
9/8/2020			24.5	29.4	28.5				
9/9/2020								57.6	
9/10/2020									31.1
9/11/2020									
9/14/2020									
9/15/2020									
9/16/2020									
9/17/2020									
2/24/2021	37.1								
2/25/2021		48.5	25.3			44.8	36		
2/26/2021				31.1	29.6				
3/10/2021								62.2	
3/11/2021									34.8
3/12/2021									
3/16/2021									
3/17/2021									

Prediction Limit

Constituent: Calcium (mg/L) Analysis Run 5/1/2026 5:13 PM View: Appendix III Interwell Two-Step

Plant Bowen Client: Southern Company Data: Bowen LF 3-8

	GWA-52 (bg)	GWA-55 (bg)	GWA-54 (bg)	GWA-53R (bg)	GWA-53 (bg)	GWA-55R (bg)	GWA-56 (bg)	GWC-23R	GWA-42 (bg)
3/29/2021									
7/27/2021	36.8		24.3						
7/28/2021		48.8				44.9	35.1		
7/29/2021				29.4	29.4				
7/30/2021								58.7	
8/4/2021									34
8/5/2021									
8/6/2021									
8/9/2021									
8/10/2021									
1/25/2022	28.6		24.3						
1/26/2022		53.2		30.4	29.6		37.6		
1/27/2022						44.4			
1/28/2022								64.9	
1/31/2022									37.3
2/1/2022									
2/2/2022									
2/3/2022									
8/5/2022	29.2		23.8				38		
8/8/2022		52.3		31.8	30.4	47			
8/9/2022									
8/10/2022									40.5
8/11/2022								67	
8/12/2022									
8/16/2022									
8/17/2022									
2/10/2023								68.7	
2/13/2023									35.7
2/14/2023									
2/16/2023									
2/17/2023									
6/20/2023									
6/23/2023									
7/25/2023									
7/26/2023									35.7
7/27/2023									
7/28/2023									
8/1/2023									
8/3/2023								65.2	
8/7/2023									
10/12/2023									
12/12/2023									
2/16/2024								74.2	
2/19/2024									
2/20/2024									39.4
2/22/2024									
2/26/2024									
2/27/2024									
2/29/2024									
4/23/2024									
6/12/2024									
7/31/2024								74.6	

Prediction Limit

Constituent: Calcium (mg/L) Analysis Run 5/1/2026 5:13 PM View: Appendix III Interwell Two-Step

Plant Bowen Client: Southern Company Data: Bowen LF 3-8

	GWA-52 (bg)	GWA-55 (bg)	GWA-54 (bg)	GWA-53R (bg)	GWA-53 (bg)	GWA-55R (bg)	GWA-56 (bg)	GWC-23R	GWA-42 (bg)
8/1/2024									36.9
8/2/2024									
8/6/2024									
8/7/2024									
8/8/2024									
8/26/2024									
8/27/2024									
2/25/2025								64.6	38.9
2/26/2025									
2/27/2025									
2/28/2025									
3/4/2025									
8/15/2025									
8/20/2025									
8/21/2025								63	
8/27/2025									
8/28/2025									40.9
9/2/2025									
9/3/2025									
2/13/2026								77.1	
2/16/2026									37.9
2/17/2026									
2/18/2026									
2/24/2026									
3/2/2026									

Prediction Limit

Constituent: Calcium (mg/L) Analysis Run 5/1/2026 5:13 PM View: Appendix III Interwell Two-Step

Plant Bowen Client: Southern Company Data: Bowen LF 3-8

	GWA-43 (bg)	GWA-43R (bg)	GWA-39Z (bg)	GWA-40 (bg)	GWA-41 (bg)	GWA-41R (bg)	GWA-1 (bg)	GWA-2R (bg)	GWA-2 (bg)
2/29/2016									
3/2/2016									
3/3/2016									
3/9/2016									
3/11/2016	13	30							
3/14/2016			20						
3/15/2016				24	24	38			
3/22/2016							32.6		
3/23/2016								46.5	54.1
3/28/2016									
5/3/2016									
5/4/2016									
5/6/2016									
5/9/2016									
5/11/2016			9.76	22.1					
5/12/2016					15.5				
5/13/2016	18.7 (O)	27.8				36			
5/16/2016									
5/19/2016							33.4	24.6	
5/20/2016									23.9
5/23/2016									
5/25/2016									
7/7/2016									
7/8/2016									
7/11/2016									
7/15/2016									
7/19/2016	12	25.3	3.04						
7/20/2016					16.5				
7/21/2016				19.3		33.5			
7/22/2016									
7/29/2016							26	14.9	25.3
8/1/2016									
9/7/2016									
9/8/2016									
9/9/2016									
9/14/2016									
9/15/2016			4.78	18.2	6.1				
9/16/2016	8.48	27.5							
9/19/2016									
9/21/2016						31.9			
9/22/2016								15	
9/23/2016							28.8		26.6
9/26/2016									
10/26/2016									
10/27/2016									
11/1/2016									
11/2/2016	11.4	26.2	2.46						
11/3/2016				18.2	13.7	28.9			
11/9/2016							27.9		16.1
11/10/2016								12.6	
11/11/2016									
1/6/2017									

Prediction Limit

Constituent: Calcium (mg/L) Analysis Run 5/1/2026 5:13 PM View: Appendix III Interwell Two-Step

Plant Bowen Client: Southern Company Data: Bowen LF 3-8

	GWA-43 (bg)	GWA-43R (bg)	GWA-39Z (bg)	GWA-40 (bg)	GWA-41 (bg)	GWA-41R (bg)	GWA-1 (bg)	GWA-2R (bg)	GWA-2 (bg)
1/9/2017									
1/17/2017				22		31.4			
1/18/2017	6.81	26.6	5.46		13.1				
1/25/2017									
1/30/2017							29.2		
1/31/2017								16.5	5.68
2/21/2017									
2/22/2017									
3/15/2017									
3/16/2017									
3/22/2017									
3/24/2017				21.1	17.3				
3/27/2017						31.7			
3/28/2017	5.61	29	13						
3/30/2017							30		25.2
4/3/2017								16.6	
4/7/2017									
5/17/2017									
5/18/2017									
5/19/2017									
5/24/2017				23.5					
6/6/2017	4.99	29.3			29.1	42.9			
6/7/2017			17						
6/8/2017									
6/9/2017							30.9	17.8	
6/12/2017									34.2
6/14/2017									
7/12/2017									
7/17/2017									
7/19/2017									
7/20/2017									
7/27/2017									
7/28/2017									
8/9/2017									
8/24/2017									
9/15/2017									
9/18/2017									
9/19/2017									
9/21/2017									
9/22/2017	4.24	32.2							
9/25/2017					17.6	29.3			
9/26/2017			24.9	24.1					
9/29/2017									
10/2/2017							31.5	20.6	1.69
10/3/2017									
10/4/2017									
12/28/2017		29	17.9						
3/12/2018									
3/13/2018									
3/14/2018	3.6		26.4	25.7	39.6	41.4			
3/15/2018		28							
3/16/2018							28.5	33	

Prediction Limit

Constituent: Calcium (mg/L) Analysis Run 5/1/2026 5:13 PM View: Appendix III Interwell Two-Step

Plant Bowen Client: Southern Company Data: Bowen LF 3-8

	GWA-43 (bg)	GWA-43R (bg)	GWA-39Z (bg)	GWA-40 (bg)	GWA-41 (bg)	GWA-41R (bg)	GWA-1 (bg)	GWA-2R (bg)	GWA-2 (bg)
3/19/2018									63
3/21/2018									
9/6/2018									
9/7/2018									
9/11/2018									
9/12/2018	3.7	28.7	25.1	18.4 (J)	14.2 (J)	29			
9/14/2018								22.8 (J)	2.4
9/17/2018							30.8		
9/18/2018									
3/7/2019									
3/8/2019									
3/12/2019									
3/13/2019	2.9	29.2		23.8 (J)					
3/14/2019					22.7 (J)	31.9			
3/15/2019			20.3 (J)						
3/19/2019								59.2	
3/20/2019							30.1		4.3
3/21/2019									
9/4/2019									
9/5/2019									
9/6/2019									
9/9/2019			11.3	15.4					
9/10/2019					6	29.6			
9/11/2019	3.2	29.5							
9/12/2019							31.9		1.8
9/13/2019								27	
3/2/2020									
3/3/2020									
3/4/2020									
3/5/2020									
3/6/2020					29.2				
3/9/2020	2.6	31.7	3.2	29.4		25.5			
3/11/2020							31.8	46.8	66.6
3/12/2020									
9/3/2020									
9/4/2020									
9/8/2020									
9/9/2020									
9/10/2020			1		13.5	22.9			
9/11/2020	9			17.7					
9/14/2020		31							
9/15/2020							30.8	21.4	18.4
9/16/2020									
9/17/2020									
2/24/2021									
2/25/2021									
2/26/2021									
3/10/2021				22.8		40.3			
3/11/2021	2.1	31.2			25.9				
3/12/2021			11						
3/16/2021							34.6	26.7	
3/17/2021									40.4

Prediction Limit

Constituent: Calcium (mg/L) Analysis Run 5/1/2026 5:13 PM View: Appendix III Interwell Two-Step

Plant Bowen Client: Southern Company Data: Bowen LF 3-8

	GWA-43 (bg)	GWA-43R (bg)	GWA-39Z (bg)	GWA-40 (bg)	GWA-41 (bg)	GWA-41R (bg)	GWA-1 (bg)	GWA-2R (bg)	GWA-2 (bg)
3/29/2021									
7/27/2021									
7/28/2021									
7/29/2021									
7/30/2021									
8/4/2021			10.6	17.1	15.7	38.5			
8/5/2021		29							
8/6/2021	4								
8/9/2021							32	31.5	41
8/10/2021									
1/25/2022									
1/26/2022									
1/27/2022									
1/28/2022									
1/31/2022	2.2	30.6	12.7	18.5	14.5	39.3			
2/1/2022							34.1	34.1	48
2/2/2022									
2/3/2022									
8/5/2022									
8/8/2022									
8/9/2022									
8/10/2022		33.1	8.7						
8/11/2022	4.8				16.2	39.7			
8/12/2022				18.5					
8/16/2022							34	37.9	39.5
8/17/2022									
2/10/2023									
2/13/2023		28.5	12.8	18.4	26.9	38.6			
2/14/2023	2.2								
2/16/2023							33.3	51.6	60.5
2/17/2023									
6/20/2023									
6/23/2023									
7/25/2023	2.2	34.2			10.8	36.7			
7/26/2023			12.5	18					
7/27/2023							29.1	28	23.3
7/28/2023									
8/1/2023									
8/3/2023									
8/7/2023									
10/12/2023									
12/12/2023									
2/16/2024									
2/19/2024			10.8	22.1	24.9	44.9			
2/20/2024	2	31.4							
2/22/2024							31.8		45.6
2/26/2024								30.6	
2/27/2024									
2/29/2024									
4/23/2024									
6/12/2024									
7/31/2024									

Prediction Limit

Constituent: Calcium (mg/L) Analysis Run 5/1/2026 5:13 PM View: Appendix III Interwell Two-Step

Plant Bowen Client: Southern Company Data: Bowen LF 3-8

	GWA-43 (bg)	GWA-43R (bg)	GWA-39Z (bg)	GWA-40 (bg)	GWA-41 (bg)	GWA-41R (bg)	GWA-1 (bg)	GWA-2R (bg)	GWA-2 (bg)
8/1/2024			11.5	19	8.5	40			
8/2/2024	2	32.8							
8/6/2024								25.5	
8/7/2024							31.6		32.3
8/8/2024									
8/26/2024									
8/27/2024									
2/25/2025	1.6	23.2	17.4	26.3	31.7	34			
2/26/2025									
2/27/2025							33.4	66.7	41.7
2/28/2025									
3/4/2025									
8/15/2025									
8/20/2025									
8/21/2025									
8/27/2025				16.7		37.5			
8/28/2025	1.8	36.6	11.6		7.5				
9/2/2025							35	25.2	35.4
9/3/2025									
2/13/2026									
2/16/2026	2.3	32.9		18.4	10.6	42.6			
2/17/2026									
2/18/2026			13				33.8 (M1)	23.4	34.4
2/24/2026									
3/2/2026									

Prediction Limit

Constituent: Calcium (mg/L) Analysis Run 5/1/2026 5:13 PM View: Appendix III Interwell Two-Step

Plant Bowen Client: Southern Company Data: Bowen LF 3-8

	GWA-50 (bg)	GWA-50R (bg)	GWA-51RZ (bg)	GWA-39RZ (bg)	GWA-4RZ (bg)	GWA-3A (bg)	GWC-26	GWC-27
2/29/2016								
3/2/2016								
3/3/2016								
3/9/2016								
3/11/2016								
3/14/2016								
3/15/2016								
3/22/2016								
3/23/2016						2.05		
3/28/2016	3.89	7.04						
5/3/2016								
5/4/2016			43.4					
5/6/2016								
5/9/2016								
5/11/2016								
5/12/2016								
5/13/2016								
5/16/2016								
5/19/2016								
5/20/2016								
5/23/2016	2.16					1.29		
5/25/2016		13.5						
7/7/2016			40.1					
7/8/2016								
7/11/2016								
7/15/2016								
7/19/2016								
7/20/2016								
7/21/2016								
7/22/2016								
7/29/2016						1.29		
8/1/2016	1.37	2.2						
9/7/2016								
9/8/2016			37.1					
9/9/2016								
9/14/2016								
9/15/2016								
9/16/2016								
9/19/2016								
9/21/2016								
9/22/2016						1.51		
9/23/2016								
9/26/2016	1.86	5.72						
10/26/2016			38.8					
10/27/2016								
11/1/2016								
11/2/2016								
11/3/2016								
11/9/2016								
11/10/2016	1.86					1.54		
11/11/2016		2.5						
1/6/2017			39.6					

Prediction Limit

Constituent: Calcium (mg/L) Analysis Run 5/1/2026 5:13 PM View: Appendix III Interwell Two-Step

Plant Bowen Client: Southern Company Data: Bowen LF 3-8

	GWA-50 (bg)	GWA-50R (bg)	GWA-51RZ (bg)	GWA-39RZ (bg)	GWA-4RZ (bg)	GWA-3A (bg)	GWC-26	GWC-27
1/9/2017								
1/17/2017								
1/18/2017								
1/25/2017								
1/30/2017	2.86	2.01						
1/31/2017						1.34		
2/21/2017				31.7				
2/22/2017					54.7			
3/15/2017			36.1					
3/16/2017								
3/22/2017								
3/24/2017								
3/27/2017				31.9				
3/28/2017								
3/30/2017						1.31		
4/3/2017		6.26						
4/7/2017	2.34				46.8			
5/17/2017								
5/18/2017			40.1					
5/19/2017								
5/24/2017								
6/6/2017								
6/7/2017								
6/8/2017				35				
6/9/2017								
6/12/2017	1.87	7.44				1.4		
6/14/2017					52.4			
7/12/2017					51.1			
7/17/2017				35.9				
7/19/2017			46.9					
7/20/2017					47.5			
7/27/2017				34.9				
7/28/2017					44			
8/9/2017				33.7	48.3			
8/24/2017					41.9			
9/15/2017								
9/18/2017								
9/19/2017			47.7					
9/21/2017								
9/22/2017								
9/25/2017								
9/26/2017								
9/29/2017				33.4				
10/2/2017	2.53	6.55						
10/3/2017					47.7			
10/4/2017						1.13		
12/28/2017								
3/12/2018								
3/13/2018			46.1					
3/14/2018								
3/15/2018								
3/16/2018	1.8	2.6		32.6				

Prediction Limit

Constituent: Calcium (mg/L) Analysis Run 5/1/2026 5:13 PM View: Appendix III Interwell Two-Step

Plant Bowen Client: Southern Company Data: Bowen LF 3-8

	GWA-50 (bg)	GWA-50R (bg)	GWA-51RZ (bg)	GWA-39RZ (bg)	GWA-4RZ (bg)	GWA-3A (bg)	GWC-26	GWC-27
3/19/2018						1.2		
3/21/2018					47.5			
9/6/2018								
9/7/2018			44.2					
9/11/2018								
9/12/2018								
9/14/2018				29.2				
9/17/2018	2.3					0.95		
9/18/2018		1.3			48.1			
3/7/2019								
3/8/2019			46.6					
3/12/2019								
3/13/2019								
3/14/2019				33				
3/15/2019								
3/19/2019	4.2	4.6						
3/20/2019						0.96		
3/21/2019					49.9			
9/4/2019								
9/5/2019			40.7					
9/6/2019								
9/9/2019								
9/10/2019								
9/11/2019				33.8				
9/12/2019		3.7						
9/13/2019	1.9				49.9	0.94		
3/2/2020								
3/3/2020			47.6					
3/4/2020								
3/5/2020								
3/6/2020								
3/9/2020				35.6				
3/11/2020	1.6	1.2				1		
3/12/2020					54.2			
9/3/2020								
9/4/2020								
9/8/2020								
9/9/2020			44.1					
9/10/2020								
9/11/2020								
9/14/2020								
9/15/2020		0.94 (J)						
9/16/2020	1.7			34.9				
9/17/2020					48.4			
2/24/2021								
2/25/2021			49.8					
2/26/2021								
3/10/2021								
3/11/2021								
3/12/2021								
3/16/2021				32.4	53.7			
3/17/2021	1.4	5.4						

Prediction Limit

Constituent: Calcium (mg/L) Analysis Run 5/1/2026 5:13 PM View: Appendix III Interwell Two-Step

Plant Bowen Client: Southern Company Data: Bowen LF 3-8

	GWA-50 (bg)	GWA-50R (bg)	GWA-51RZ (bg)	GWA-39RZ (bg)	GWA-4RZ (bg)	GWA-3A (bg)	GWC-26	GWC-27
3/29/2021						19		
7/27/2021								
7/28/2021			47.1					
7/29/2021								
7/30/2021								
8/4/2021								
8/5/2021								
8/6/2021				33				
8/9/2021	1.5	1.7				19.4		
8/10/2021					56.5			
1/25/2022								
1/26/2022			50.5					
1/27/2022								
1/28/2022								
1/31/2022								
2/1/2022	1.5							
2/2/2022		0.93 (J)		32.6		22.6		
2/3/2022					57.7			
8/5/2022								
8/8/2022								
8/9/2022			46.1					
8/10/2022								
8/11/2022								
8/12/2022								
8/16/2022	1.6			32		22.2		
8/17/2022		3.8			54.7			
2/10/2023								
2/13/2023								
2/14/2023				31.4				
2/16/2023	1.4	0.81 (J)						
2/17/2023					59.4	22.4		
6/20/2023							43.7	
6/23/2023								35.1
7/25/2023				35.7				
7/26/2023								
7/27/2023								
7/28/2023	1.3	0.6 (J)			43			
8/1/2023						22.6		
8/3/2023								
8/7/2023							39.3	33
10/12/2023							36.7	34.3
12/12/2023							37.4	34.4
2/16/2024								
2/19/2024				34.8				
2/20/2024								
2/22/2024	1.7	0.78 (J)				22.9		
2/26/2024								
2/27/2024					63.1			
2/29/2024							78.7 (o)	36.5
4/23/2024							41.8	34.5
6/12/2024							39.4	33.9
7/31/2024								

Prediction Limit

Constituent: Calcium (mg/L) Analysis Run 5/1/2026 5:13 PM View: Appendix III Interwell Two-Step

Plant Bowen Client: Southern Company Data: Bowen LF 3-8

	GWA-50 (bg)	GWA-50R (bg)	GWA-51RZ (bg)	GWA-39RZ (bg)	GWA-4RZ (bg)	GWA-3A (bg)	GWC-26	GWC-27
8/1/2024				33.9				
8/2/2024								
8/6/2024								
8/7/2024								
8/8/2024	1.7	0.72 (J)			56.4	23		
8/26/2024								36.3
8/27/2024							42	
2/25/2025								
2/26/2025				35.4		19.9		
2/27/2025	1.4							
2/28/2025		0.81 (J)			56.6			
3/4/2025							53.8	36.6
8/15/2025							34	
8/20/2025								35.6
8/21/2025								
8/27/2025								
8/28/2025				33.4				
9/2/2025	1.5	0.61				22.5		
9/3/2025					55.3			
2/13/2026								
2/16/2026								
2/17/2026	1.6	0.8				24.1		
2/18/2026				37	60.4			
2/24/2026							66.1	
3/2/2026								42.7

Prediction Limit

Constituent: pH, Field (SU) Analysis Run 5/1/2026 5:13 PM View: Appendix III Interwell Two-Step

Plant Bowen Client: Southern Company Data: Bowen LF 3-8

	GWA-52 (bg)	GWA-53 (bg)	GWC-38	GWA-53R (bg)	GWA-54 (bg)	GWA-55 (bg)	GWA-55R (bg)	GWA-56 (bg)	GWA-42 (bg)
2/29/2016	7.52								
3/2/2016		7.77	5.65	7.76	7.51	7.01			
3/3/2016							7.44	7.95	
3/11/2016									7.37
3/14/2016									
3/15/2016									
3/22/2016									
3/23/2016									
3/28/2016									
5/3/2016		7.76	5.72	7.8		7.26	7.64		
5/4/2016	7.59				7.68				
5/9/2016								7.66	
5/11/2016									
5/12/2016									
5/13/2016									
5/16/2016									7.55
5/19/2016									
5/20/2016									
5/23/2016									
5/25/2016									
7/7/2016			5.68						
7/8/2016	7.61	7.82			7.7				
7/11/2016				7.82		7.45	7.72	7.86	
7/19/2016									
7/20/2016									
7/21/2016									
7/22/2016									7.51
7/29/2016									
8/1/2016									
9/7/2016				7.83					
9/8/2016	7.52	7.73	5.42		7.71				
9/9/2016						7.55	7.66	7.89	
9/15/2016									
9/16/2016									
9/19/2016									7.52
9/21/2016									
9/22/2016									
9/23/2016									
9/26/2016									
10/25/2016			5.41						
10/26/2016	7.67	7.71			7.6	7.55		7.98	
10/27/2016				7.84			7.75		
11/2/2016									
11/3/2016									7.56
11/9/2016									
11/10/2016									
11/11/2016									
1/6/2017	7.49			7.63					
1/9/2017		7.52			7.81	7.62	7.83	7.9	
1/17/2017									7.59
1/18/2017									
1/30/2017									

Prediction Limit

Constituent: pH, Field (SU) Analysis Run 5/1/2026 5:13 PM View: Appendix III Interwell Two-Step

Plant Bowen Client: Southern Company Data: Bowen LF 3-8

	GWA-52 (bg)	GWA-53 (bg)	GWC-38	GWA-53R (bg)	GWA-54 (bg)	GWA-55 (bg)	GWA-55R (bg)	GWA-56 (bg)	GWA-42 (bg)
1/31/2017									
2/9/2017			4.99						
2/21/2017									
2/22/2017									
3/15/2017	7.55				7.74			8	
3/16/2017		7.84		7.8		7.4	7.78		
3/23/2017			4.94						
3/24/2017									
3/27/2017									7.63
3/28/2017									
3/30/2017									
4/3/2017									
4/7/2017									
5/17/2017	7.55		5.18						
5/18/2017					7.39	7.24	7.64	8.21	
5/19/2017		7.72		7.81					
5/24/2017									
6/6/2017									
6/7/2017									7.55
6/8/2017									
6/9/2017									
6/12/2017									
6/14/2017									
7/12/2017									
7/17/2017									
7/19/2017									
7/20/2017									
7/27/2017									
7/28/2017									
8/9/2017									
8/24/2017									
9/15/2017	7.48				7.61	7.38		8.34	
9/18/2017							7.66		
9/19/2017		7.68	5.53	7.84					
9/22/2017									
9/25/2017									
9/26/2017									7.59
9/29/2017									
10/2/2017									
10/3/2017									
10/4/2017									
12/28/2017									
1/9/2018								8.1	
3/12/2018						7	7.11		
3/13/2018	7.34	7.74	5.57	7.8	7.39			8.03	
3/14/2018									7.6
3/15/2018									
3/16/2018									
3/19/2018									
3/21/2018									
9/6/2018	7.5		5.69		7.66				
9/7/2018						7.45	7.6	8.14	

Prediction Limit

Constituent: pH, Field (SU) Analysis Run 5/1/2026 5:13 PM View: Appendix III Interwell Two-Step

Plant Bowen Client: Southern Company Data: Bowen LF 3-8

	GWA-52 (bg)	GWA-53 (bg)	GWC-38	GWA-53R (bg)	GWA-54 (bg)	GWA-55 (bg)	GWA-55R (bg)	GWA-56 (bg)	GWA-42 (bg)
9/11/2018		7.64		7.76					
9/12/2018									
9/14/2018									7.37
9/17/2018									
9/18/2018									
3/7/2019	7.29		5.54		7.55		7.22	8.05	
3/8/2019		7.73				7.14			
3/12/2019				7.7					
3/13/2019									
3/14/2019									7.57
3/15/2019									
3/19/2019									
3/20/2019									
3/21/2019									
9/4/2019	7.43		5.91					7.79	
9/5/2019		7.57		7.68	7.54	7.26	7.53		
9/9/2019									
9/10/2019									7.53
9/11/2019									
9/12/2019									
9/13/2019									
3/2/2020	7.44		5.49						
3/3/2020					7.59	6.95			
3/4/2020		7.63		7.72			7.27	7.95	
3/6/2020									7.42
3/9/2020									
3/11/2020									
3/12/2020									
9/3/2020	7.6		5.32						
9/4/2020						7.24	7.64	7.82	
9/8/2020		7.67		7.68	7.56				
9/9/2020									
9/10/2020									7.48
9/11/2020									
9/14/2020									
9/15/2020									
9/16/2020									
9/17/2020									
2/24/2021	7.53		5.23						
2/25/2021					7.55	7.05	7.27	7.85	
2/26/2021		7.7		7.72					
3/10/2021									
3/11/2021									7.53
3/12/2021									
3/16/2021									
3/17/2021									
3/29/2021									
7/27/2021	7.4				7.41				
7/28/2021			5.21			6.96	7.17	7.79	
7/29/2021		7.55		7.57					
8/4/2021									7.35
8/5/2021									

Prediction Limit

Constituent: pH, Field (SU) Analysis Run 5/1/2026 5:13 PM View: Appendix III Interwell Two-Step

Plant Bowen Client: Southern Company Data: Bowen LF 3-8

	GWA-52 (bg)	GWA-53 (bg)	GWC-38	GWA-53R (bg)	GWA-54 (bg)	GWA-55 (bg)	GWA-55R (bg)	GWA-56 (bg)	GWA-42 (bg)
8/6/2021									
8/9/2021									
8/10/2021									
1/25/2022	7.44		5.14		7.38				
1/26/2022		7.72		7.78		7.21		7.45	
1/27/2022							7.27		
1/31/2022									7.17
2/1/2022									
2/2/2022									
2/3/2022									
8/5/2022	7.35		4.98		7.32			7.6	
8/8/2022		7.66		7.61		7.1	7.26		
8/9/2022									
8/10/2022									7.26
8/11/2022									
8/12/2022									
8/16/2022									
8/17/2022									
2/8/2023			5.13						
2/13/2023									6.83
2/14/2023									
2/16/2023									
2/17/2023									
7/25/2023									
7/26/2023									6.92
7/27/2023									
7/28/2023									
8/1/2023									
8/2/2023			4.41						
2/13/2024			5.22						
2/19/2024									
2/20/2024									7.39
2/22/2024									
2/26/2024									
2/27/2024									
7/30/2024			4.29						
8/1/2024									7.49
8/2/2024									
8/6/2024									
8/7/2024									
8/8/2024									
2/19/2025			5.36						
2/25/2025									7.41
2/26/2025									
2/27/2025									
2/28/2025									
8/21/2025			4.95						
8/27/2025									
8/28/2025									7.35
9/2/2025									
9/3/2025									
2/12/2026			4.31						

Prediction Limit

Constituent: pH, Field (SU) Analysis Run 5/1/2026 5:13 PM View: Appendix III Interwell Two-Step

Plant Bowen Client: Southern Company Data: Bowen LF 3-8

	GWA-52 (bg)	GWA-53 (bg)	GWC-38	GWA-53R (bg)	GWA-54 (bg)	GWA-55 (bg)	GWA-55R (bg)	GWA-56 (bg)	GWA-42 (bg)
2/16/2026									7.18
2/17/2026									
2/18/2026									

Prediction Limit

Constituent: pH, Field (SU) Analysis Run 5/1/2026 5:13 PM View: Appendix III Interwell Two-Step

Plant Bowen Client: Southern Company Data: Bowen LF 3-8

	GWA-43 (bg)	GWA-43R (bg)	GWA-39Z (bg)	GWA-40 (bg)	GWA-41 (bg)	GWA-41R (bg)	GWA-1 (bg)	GWA-2R (bg)	GWA-2 (bg)
2/29/2016									
3/2/2016									
3/3/2016									
3/11/2016	6.43	7.89							
3/14/2016			6.91						
3/15/2016				7.58	6.74	7.15			
3/22/2016							7.65		
3/23/2016								7.45	6.7
3/28/2016									
5/3/2016									
5/4/2016									
5/9/2016									
5/11/2016			6.51	7.24					
5/12/2016					6.41				
5/13/2016	6.8	7.86				7.29			
5/16/2016									
5/19/2016							7.6	7.5	
5/20/2016									6.36
5/23/2016									
5/25/2016									
7/7/2016									
7/8/2016									
7/11/2016									
7/19/2016	6.42	7.83	6.12						
7/20/2016					6.59				
7/21/2016				7.53		7.43			
7/22/2016									
7/29/2016							7.58	7.59	6.75
8/1/2016									
9/7/2016									
9/8/2016									
9/9/2016									
9/15/2016			5.96	7	5.76				
9/16/2016	6.19	7.75							
9/19/2016				7.19					
9/21/2016						7.05			
9/22/2016								7.44	
9/23/2016							7.57		6.62
9/26/2016									
10/25/2016									
10/26/2016									
10/27/2016									
11/2/2016	6.36	7.77	5.78						
11/3/2016				7.13	6.45	7.4			
11/9/2016							7.45		6.42
11/10/2016								7.55	
11/11/2016									
1/6/2017									
1/9/2017									
1/17/2017				7.51		7.06			
1/18/2017	6.16	7.65	6.13		6.34				
1/30/2017							7.64		

Prediction Limit

Constituent: pH, Field (SU) Analysis Run 5/1/2026 5:13 PM View: Appendix III Interwell Two-Step

Plant Bowen Client: Southern Company Data: Bowen LF 3-8

	GWA-43 (bg)	GWA-43R (bg)	GWA-39Z (bg)	GWA-40 (bg)	GWA-41 (bg)	GWA-41R (bg)	GWA-1 (bg)	GWA-2R (bg)	GWA-2 (bg)
1/31/2017								7.56	5.66
2/9/2017									
2/21/2017									
2/22/2017									
3/15/2017									
3/16/2017									
3/23/2017									
3/24/2017				7.55	6.42				
3/27/2017						7.13			
3/28/2017	5.8	7.79	6.59						
3/30/2017							7.51		6.33
4/3/2017								7.46	
4/7/2017									
5/17/2017									
5/18/2017									
5/19/2017									
5/24/2017				7.6					
6/6/2017	5.97	7.89			6.82	7.18			
6/7/2017			6.72						
6/8/2017									
6/9/2017							7.6	7.24	
6/12/2017									6.6
6/14/2017									
7/12/2017									
7/17/2017									
7/19/2017									
7/20/2017									
7/27/2017									
7/28/2017									
8/9/2017									
8/24/2017									
9/15/2017									
9/18/2017									
9/19/2017									
9/22/2017	5.77	7.8							
9/25/2017					6.63	6.88			
9/26/2017			7.05	7.66					
9/29/2017									
10/2/2017							7.55	7.35	5.61
10/3/2017									
10/4/2017									
12/28/2017		7.78	6.79	7.34					
1/9/2018									
3/12/2018									
3/13/2018									
3/14/2018	5.85		7.42	7.56	7.08	7.04			
3/15/2018		7.66							
3/16/2018							7.58	7.31	
3/19/2018									6.55
3/21/2018									
9/6/2018									
9/7/2018									

Prediction Limit

Constituent: pH, Field (SU) Analysis Run 5/1/2026 5:13 PM View: Appendix III Interwell Two-Step

Plant Bowen Client: Southern Company Data: Bowen LF 3-8

	GWA-43 (bg)	GWA-43R (bg)	GWA-39Z (bg)	GWA-40 (bg)	GWA-41 (bg)	GWA-41R (bg)	GWA-1 (bg)	GWA-2R (bg)	GWA-2 (bg)
9/11/2018									
9/12/2018	5.65	7.75	6.86	7.12	6.54	7.02			
9/14/2018								7.55	5.81
9/17/2018							7.53		
9/18/2018									
3/7/2019									
3/8/2019									
3/12/2019									
3/13/2019	5.63	7.84		7.12					
3/14/2019					6.58	6.93			
3/15/2019			6.78						
3/19/2019								7.2	
3/20/2019							7.64		5.71
3/21/2019									
9/4/2019									
9/5/2019									
9/9/2019			6.49	7.07					
9/10/2019					5.66	6.72			
9/11/2019	5.53	7.75							
9/12/2019							7.36		5.45
9/13/2019								7.29	
3/2/2020									
3/3/2020									
3/4/2020									
3/6/2020					6.82				
3/9/2020	5.5	7.73	5.9	7.5		6.7			
3/11/2020							7.51	7.09	6.56
3/12/2020									
9/3/2020									
9/4/2020									
9/8/2020									
9/9/2020									
9/10/2020			5.53		6.4	6.67			
9/11/2020	6.25			6.98					
9/14/2020		7.76							
9/15/2020							7.43	7.45	6.38
9/16/2020									
9/17/2020									
2/24/2021									
2/25/2021									
2/26/2021									
3/10/2021				7.3		7.3			
3/11/2021	5.55	7.81			6.8				
3/12/2021			6.39						
3/16/2021							7.57	7.51	
3/17/2021									6.58
3/29/2021									
7/27/2021									
7/28/2021									
7/29/2021									
8/4/2021			6.21	6.79	6.34	7.15			
8/5/2021		7.75							

Prediction Limit

Constituent: pH, Field (SU) Analysis Run 5/1/2026 5:13 PM View: Appendix III Interwell Two-Step

Plant Bowen Client: Southern Company Data: Bowen LF 3-8

	GWA-43 (bg)	GWA-43R (bg)	GWA-39Z (bg)	GWA-40 (bg)	GWA-41 (bg)	GWA-41R (bg)	GWA-1 (bg)	GWA-2R (bg)	GWA-2 (bg)
8/6/2021	5.52								
8/9/2021							7.44	6.63	6.47
8/10/2021									
1/25/2022									
1/26/2022									
1/27/2022									
1/31/2022	5.71	8.04	6.41	6.85	6.02	6.63			
2/1/2022							7.52	6.62	6.3
2/2/2022									
2/3/2022									
8/5/2022									
8/8/2022									
8/9/2022									
8/10/2022		7.72	6.07						
8/11/2022	5.64				6.29	7.12			
8/12/2022				6.83					
8/16/2022							7.36	7.11	6.63
8/17/2022									
2/8/2023									
2/13/2023		7.82	6.35	6.94	6.25	6.45			
2/14/2023	5.24								
2/16/2023							7.39	7.02	6.56
2/17/2023									
7/25/2023	4.64	7.31			5.58	6.19			
7/26/2023			5.77	6.46					
7/27/2023							7.08	6.49	6.06
7/28/2023									
8/1/2023									
8/2/2023									
2/13/2024									
2/19/2024			6.34	6.75	6.17	6.79			
2/20/2024	5.31	7.82							
2/22/2024							6.97		6.03
2/26/2024								6.85	
2/27/2024									
7/30/2024									
8/1/2024			5.88	7.06	6.03	7.17			
8/2/2024	5.28	7.74							
8/6/2024								7.61	
8/7/2024							7.51		6.73
8/8/2024									
2/19/2025									
2/25/2025	5.28	7.77	6.66	7.51	6.8	6.63			
2/26/2025									
2/27/2025							7.5	7.18	6.7
2/28/2025									
8/21/2025									
8/27/2025				6.86		6.72			
8/28/2025	4.84	7.61	6.39		5.98				
9/2/2025							7.35	7.18	6.53
9/3/2025									
2/12/2026									

Prediction Limit

Constituent: pH, Field (SU) Analysis Run 5/1/2026 5:13 PM View: Appendix III Interwell Two-Step

Plant Bowen Client: Southern Company Data: Bowen LF 3-8

	GWA-43 (bg)	GWA-43R (bg)	GWA-39Z (bg)	GWA-40 (bg)	GWA-41 (bg)	GWA-41R (bg)	GWA-1 (bg)	GWA-2R (bg)	GWA-2 (bg)
2/16/2026	5.28	7.61		7.01	5.96	7.34			
2/17/2026									
2/18/2026			6.32				7.36	7.19	6.33

Prediction Limit

Constituent: pH, Field (SU) Analysis Run 5/1/2026 5:13 PM View: Appendix III Interwell Two-Step

Plant Bowen Client: Southern Company Data: Bowen LF 3-8

	GWA-50 (bg)	GWA-50R (bg)	GWA-51RZ (bg)	GWA-39RZ (bg)	GWA-4RZ (bg)	GWA-3A (bg)
2/29/2016						
3/2/2016						
3/3/2016						
3/11/2016						
3/14/2016						
3/15/2016						
3/22/2016						
3/23/2016						5.96
3/28/2016	6.22	6.45				
5/3/2016						
5/4/2016			7.52			
5/9/2016						
5/11/2016						
5/12/2016						
5/13/2016						
5/16/2016						
5/19/2016						
5/20/2016						
5/23/2016	5.86					5.73
5/25/2016		6.96				
7/7/2016			7.42			
7/8/2016						
7/11/2016						
7/19/2016						
7/20/2016						
7/21/2016						
7/22/2016						
7/29/2016						5.51
8/1/2016	6.39	5.64				
9/7/2016						
9/8/2016			7.4			
9/9/2016						
9/15/2016						
9/16/2016						
9/19/2016						
9/21/2016						
9/22/2016						5.45
9/23/2016						
9/26/2016	5.74	6.26				
10/25/2016						
10/26/2016			7.59			
10/27/2016						
11/2/2016						
11/3/2016						
11/9/2016						
11/10/2016	5.78					5.51
11/11/2016		5.62				
1/6/2017			7.51			
1/9/2017						
1/17/2017						
1/18/2017						
1/30/2017	5.88	5.49				

Prediction Limit

Constituent: pH, Field (SU) Analysis Run 5/1/2026 5:13 PM View: Appendix III Interwell Two-Step

Plant Bowen Client: Southern Company Data: Bowen LF 3-8

	GWA-50 (bg)	GWA-50R (bg)	GWA-51RZ (bg)	GWA-39RZ (bg)	GWA-4RZ (bg)	GWA-3A (bg)
1/31/2017						5.42
2/9/2017						
2/21/2017				7.76		
2/22/2017					7.38	
3/15/2017			7.51			
3/16/2017						
3/23/2017						
3/24/2017						
3/27/2017				7.7		
3/28/2017						
3/30/2017						5.43
4/3/2017		6.32				
4/7/2017	5.94				7.35	
5/17/2017						
5/18/2017			7.64			
5/19/2017						
5/24/2017						
6/6/2017						
6/7/2017						
6/8/2017				7.69		
6/9/2017						
6/12/2017	5.81	6.48				5.47
6/14/2017					7.3	
7/12/2017					7.39	
7/17/2017				7.57		
7/19/2017			7.58			
7/20/2017					7.44	
7/27/2017				7.63		
7/28/2017					7.5	
8/9/2017				7.73	7.52	
8/24/2017					7.5	
9/15/2017						
9/18/2017						
9/19/2017			7.37			
9/22/2017						
9/25/2017						
9/26/2017						
9/29/2017				7.7		
10/2/2017	5.93	6.41				
10/3/2017					7.51	
10/4/2017						5.23
12/28/2017					7.32	
1/9/2018						
3/12/2018						
3/13/2018			7.62			
3/14/2018						
3/15/2018						
3/16/2018	5.64	5.46		7.49		
3/19/2018						5.4
3/21/2018					7.3	
9/6/2018						
9/7/2018			7.36			

Prediction Limit

Constituent: pH, Field (SU) Analysis Run 5/1/2026 5:13 PM View: Appendix III Interwell Two-Step

Plant Bowen Client: Southern Company Data: Bowen LF 3-8

	GWA-50 (bg)	GWA-50R (bg)	GWA-51RZ (bg)	GWA-39RZ (bg)	GWA-4RZ (bg)	GWA-3A (bg)
9/11/2018						
9/12/2018						
9/14/2018				7.32		
9/17/2018	5.82					5.22
9/18/2018		5.35			7.39	
3/7/2019						
3/8/2019			7.55			
3/12/2019						
3/13/2019						
3/14/2019				7.22		
3/15/2019						
3/19/2019	5.93	6.01				
3/20/2019						5.22 (D)
3/21/2019					7.28	
9/4/2019						
9/5/2019			7.33			
9/9/2019						
9/10/2019						
9/11/2019				7.32		
9/12/2019		5.89			7.2	
9/13/2019	5.61					5.07
3/2/2020						
3/3/2020			7.71			
3/4/2020						
3/6/2020						
3/9/2020				7.68		
3/11/2020	5.57	5.4				5.31
3/12/2020					7.52	
9/3/2020						
9/4/2020						
9/8/2020						
9/9/2020			7.58			
9/10/2020						
9/11/2020						
9/14/2020						
9/15/2020		5.26				
9/16/2020	5.62			7.68		
9/17/2020					7.42	
2/24/2021						
2/25/2021			7.43			
2/26/2021						
3/10/2021						
3/11/2021						
3/12/2021						
3/16/2021				7.85	7.4	
3/17/2021	5.64	6.31				
3/29/2021						8.04
7/27/2021						
7/28/2021			7.29			
7/29/2021						
8/4/2021						
8/5/2021						

Prediction Limit

Constituent: pH, Field (SU) Analysis Run 5/1/2026 5:13 PM View: Appendix III Interwell Two-Step

Plant Bowen Client: Southern Company Data: Bowen LF 3-8

	GWA-50 (bg)	GWA-50R (bg)	GWA-51RZ (bg)	GWA-39RZ (bg)	GWA-4RZ (bg)	GWA-3A (bg)
8/6/2021				7.09		
8/9/2021	5.34	5.16				7.85
8/10/2021					7.2	
1/25/2022						
1/26/2022			7.78			
1/27/2022						
1/31/2022						
2/1/2022	5.61					
2/2/2022		5.17		6.89		7.94
2/3/2022					7.2	
8/5/2022						
8/8/2022						
8/9/2022			7.25			
8/10/2022						
8/11/2022						
8/12/2022						
8/16/2022	5.29			7.45		7.74
8/17/2022		5.7			6.49	
2/8/2023						
2/13/2023						
2/14/2023				7.48		
2/16/2023	4.95	4.73				
2/17/2023					6.98	7.71
7/25/2023				7.19		
7/26/2023						
7/27/2023						
7/28/2023	4.66	4.24			6.93	
8/1/2023						7.66
8/2/2023						
2/13/2024						
2/19/2024				7.7		
2/20/2024						
2/22/2024	5.6	5.09				7.89
2/26/2024						
2/27/2024					7.11	
7/30/2024						
8/1/2024				7.08		
8/2/2024						
8/6/2024						
8/7/2024						
8/8/2024	4.68	4.25			7.01	7.86
2/19/2025						
2/25/2025						
2/26/2025				7.4		7.93
2/27/2025	5.64					
2/28/2025		5.04			7.25	
8/21/2025						
8/27/2025						
8/28/2025				7.43		
9/2/2025	5.35	4.81				7.9
9/3/2025					7.01	
2/12/2026						

Prediction Limit

Constituent: pH, Field (SU) Analysis Run 5/1/2026 5:13 PM View: Appendix III Interwell Two-Step

Plant Bowen Client: Southern Company Data: Bowen LF 3-8

	GWA-50 (bg)	GWA-50R (bg)	GWA-51RZ (bg)	GWA-39RZ (bg)	GWA-4RZ (bg)	GWA-3A (bg)
2/16/2026						
2/17/2026	5.25	4.75				7.74
2/18/2026				7.33	6.99	

Prediction Limit

Constituent: Sulfate (mg/L) Analysis Run 5/1/2026 5:13 PM View: Appendix III Interwell Two-Step

Plant Bowen Client: Southern Company Data: Bowen LF 3-8

	GWA-52 (bg)	GWA-55 (bg)	GWA-54 (bg)	GWA-53R (bg)	GWA-53 (bg)	GWA-56 (bg)	GWA-55R (bg)	GWA-43R (bg)	GWA-43 (bg)
2/29/2016	5.7396								
3/2/2016		32.178	7.1892	2.0407	1.799				
3/3/2016						132.4615	22.316		
3/11/2016								3.8282	1.1313
3/14/2016									
3/15/2016									
3/22/2016									
3/23/2016									
3/28/2016									
5/3/2016		39.2		1.86	1.94		20.8		
5/4/2016	6.87		7.22						
5/9/2016						34.3			
5/11/2016									
5/12/2016									
5/13/2016								3.56	1.96
5/16/2016									
5/19/2016									
5/20/2016									
5/23/2016									
5/25/2016									
7/7/2016									
7/8/2016	8.1		6.7		2				
7/11/2016		16		2		58	17		
7/19/2016								5.6	1.3
7/20/2016									
7/21/2016									
7/22/2016									
7/29/2016									
8/1/2016									
9/7/2016				1.9					
9/8/2016	6.6		7		1.9				
9/9/2016		9.7				66	14		
9/15/2016									
9/16/2016								6.7	1.1
9/19/2016									
9/21/2016									
9/22/2016									
9/23/2016									
9/26/2016									
10/26/2016	4.7	9.2	6.4		2.1	76			
10/27/2016				2.1			15		
11/2/2016								8.1	1.2
11/3/2016									
11/9/2016									
11/10/2016									
11/11/2016									
1/6/2017	4.8			2					
1/9/2017		9.3	5.9		1.9	85	17		
1/17/2017									
1/18/2017								8.9	0.84 (J)
1/30/2017									
1/31/2017									

Prediction Limit

Constituent: Sulfate (mg/L) Analysis Run 5/1/2026 5:13 PM View: Appendix III Interwell Two-Step

Plant Bowen Client: Southern Company Data: Bowen LF 3-8

	GWA-52 (bg)	GWA-55 (bg)	GWA-54 (bg)	GWA-53R (bg)	GWA-53 (bg)	GWA-56 (bg)	GWA-55R (bg)	GWA-43R (bg)	GWA-43 (bg)
2/21/2017									
2/22/2017									
3/15/2017	3.9		6.2			100			
3/16/2017		6.9		1.9	2		15		
3/24/2017									
3/27/2017									
3/28/2017								8.2	0.7 (J)
3/30/2017									
4/3/2017									
4/7/2017									
5/17/2017	5.2								
5/18/2017		7.9	6.1			87	24		
5/19/2017				1.9	2				
5/24/2017									
6/6/2017								7	0.47 (J)
6/7/2017									
6/8/2017									
6/9/2017									
6/12/2017									
6/14/2017									
7/12/2017									
7/17/2017									
7/19/2017									
7/20/2017									
7/27/2017									
7/28/2017									
8/9/2017									
8/24/2017									
9/15/2017	4.4	17	5.8			110			
9/18/2017							22		
9/19/2017				2.1	2				
9/22/2017								8.3	0.59 (J)
9/25/2017									
9/26/2017									
9/29/2017									
10/2/2017									
10/3/2017									
10/4/2017									
12/28/2017									
3/12/2018		28.7					22		
3/13/2018	8.5		4.9	1.9	1.9	94.8			
3/14/2018									0.39 (J)
3/15/2018								5.1	
3/16/2018									
3/19/2018									
3/21/2018									
9/6/2018	7.2		3.5						
9/7/2018		27.4				101	22.4		
9/11/2018				1.8	1.9				
9/12/2018								5.6	0.3 (J)
9/14/2018									
9/17/2018									

Prediction Limit

Constituent: Sulfate (mg/L) Analysis Run 5/1/2026 5:13 PM View: Appendix III Interwell Two-Step

Plant Bowen Client: Southern Company Data: Bowen LF 3-8

	GWA-52 (bg)	GWA-55 (bg)	GWA-54 (bg)	GWA-53R (bg)	GWA-53 (bg)	GWA-56 (bg)	GWA-55R (bg)	GWA-43R (bg)	GWA-43 (bg)
9/18/2018									
3/7/2019	12.7		2.6			88.7	25		
3/8/2019		31.8			1.8				
3/12/2019				2.2					
3/13/2019								4.4	0.43 (J)
3/14/2019									
3/15/2019									
3/19/2019									
3/20/2019									
3/21/2019									
9/4/2019	4.2					67.8			
9/5/2019		21.5	2.4	1.5	1.5		22.7		
9/9/2019									
9/10/2019									
9/11/2019								5	<1
9/12/2019									
9/13/2019									
3/2/2020	16.3								
3/3/2020		29	1.7						
3/4/2020				1.7	1.5	69.4	23.4		
3/6/2020									
3/9/2020								3.9	<1
3/11/2020									
3/12/2020									
9/3/2020	3.5								
9/4/2020		20.4				54.9	16.1		
9/8/2020			1.8	1.4	1.4				
9/9/2020									
9/10/2020									
9/11/2020									<1
9/14/2020								4.9	
9/15/2020									
9/16/2020									
9/17/2020									
2/24/2021	29.2								
2/25/2021		34.5	1.7			62.6	23.2		
2/26/2021				1.6	1.6				
3/10/2021									
3/11/2021								4.3	<1
3/12/2021									
3/16/2021									
3/17/2021									
3/29/2021									
7/27/2021	23.3		1.8						
7/28/2021		32.8				58.6	24.9		
7/29/2021				1.4	1.3				
8/4/2021									
8/5/2021								2.9	
8/6/2021									<1
8/9/2021									
8/10/2021									
1/25/2022	8.6		1.4						

ND substitution: RL or RL/2 if <15% NDs.

Prediction Limit

Constituent: Sulfate (mg/L) Analysis Run 5/1/2026 5:13 PM View: Appendix III Interwell Two-Step

Plant Bowen Client: Southern Company Data: Bowen LF 3-8

	GWA-52 (bg)	GWA-55 (bg)	GWA-54 (bg)	GWA-53R (bg)	GWA-53 (bg)	GWA-56 (bg)	GWA-55R (bg)	GWA-43R (bg)	GWA-43 (bg)
1/26/2022		32.5		1.6	1.4	47.1			
1/27/2022							20.7		
1/31/2022								2.5	<1
2/1/2022									
2/2/2022									
2/3/2022									
8/5/2022	4.4		1.4			42.9			
8/8/2022		30		1.5	1.3		23.5		
8/9/2022									
8/10/2022								2.5	
8/11/2022									<1
8/12/2022									
8/16/2022									
8/17/2022									
2/13/2023								2.5	
2/14/2023									<1
2/16/2023									
2/17/2023									
6/23/2023									
7/25/2023								2.6	<1
7/26/2023									
7/27/2023									
7/28/2023									
8/1/2023									
8/9/2023									
10/11/2023									
12/12/2023									
2/19/2024									
2/20/2024								2.8	<1
2/22/2024									
2/26/2024									
2/27/2024									
3/1/2024									
4/23/2024									
6/12/2024									
8/1/2024									
8/2/2024								3.2	<1
8/6/2024									
8/7/2024									
8/8/2024									
8/26/2024									
2/25/2025								2.1	<1
2/26/2025									
2/27/2025									
2/28/2025									
3/5/2025									
8/20/2025									
8/27/2025									
8/28/2025								2.8	<1
9/2/2025									
9/3/2025									
2/16/2026								3.4	<1

ND substitution: RL or RL/2 if <15% NDs.

Prediction Limit

Constituent: Sulfate (mg/L) Analysis Run 5/1/2026 5:13 PM View: Appendix III Interwell Two-Step

Plant Bowen Client: Southern Company Data: Bowen LF 3-8

	GWA-52 (bg)	GWA-55 (bg)	GWA-54 (bg)	GWA-53R (bg)	GWA-53 (bg)	GWA-56 (bg)	GWA-55R (bg)	GWA-43R (bg)	GWA-43 (bg)
2/17/2026									
2/18/2026									
2/25/2026									

Prediction Limit

Constituent: Sulfate (mg/L) Analysis Run 5/1/2026 5:13 PM View: Appendix III Interwell Two-Step

Plant Bowen Client: Southern Company Data: Bowen LF 3-8

	GWA-42 (bg)	GWA-39Z (bg)	GWA-41R (bg)	GWA-41 (bg)	GWA-40 (bg)	GWA-1 (bg)	GWA-2R (bg)	GWA-2 (bg)	GWA-50 (bg)
2/29/2016									
3/2/2016									
3/3/2016									
3/11/2016	1.4538								
3/14/2016		4.2598							
3/15/2016			6.4987	4.9347	1.2104				
3/22/2016						2.3685			
3/23/2016							26.8249	105.552	
3/28/2016									0.7283 (J)
5/3/2016									
5/4/2016									
5/9/2016									
5/11/2016		6.05			1.28				
5/12/2016				2.3					
5/13/2016			3.68						
5/16/2016	1.18								
5/19/2016						2.14	3.81		
5/20/2016								44.3	
5/23/2016									0.728 (J)
5/25/2016									
7/7/2016									
7/8/2016									
7/11/2016									
7/19/2016		9.5							
7/20/2016				2					
7/21/2016			4.5		0.91 (J)				
7/22/2016	1.8								
7/29/2016						1.9	1.1	48	
8/1/2016									0.78 (J)
9/7/2016									
9/8/2016									
9/9/2016									
9/15/2016		6.7		1.1					
9/16/2016									
9/19/2016	1.4				1.3				
9/21/2016			2.8						
9/22/2016							0.96 (J)		
9/23/2016						2		43	
9/26/2016									0.82 (J)
10/26/2016									
10/27/2016									
11/2/2016		5.4							
11/3/2016	1.6		6.7	1.6	1.5				
11/9/2016						1.6		31	
11/10/2016							0.72 (J)		0.92 (J)
11/11/2016									
1/6/2017									
1/9/2017									
1/17/2017	1.8		1.1		1.2				
1/18/2017		5.5		1.5					
1/30/2017						1.8			0.88 (J)
1/31/2017							1.5	4.2	

Prediction Limit

Constituent: Sulfate (mg/L) Analysis Run 5/1/2026 5:13 PM View: Appendix III Interwell Two-Step

Plant Bowen Client: Southern Company Data: Bowen LF 3-8

	GWA-42 (bg)	GWA-39Z (bg)	GWA-41R (bg)	GWA-41 (bg)	GWA-40 (bg)	GWA-1 (bg)	GWA-2R (bg)	GWA-2 (bg)	GWA-50 (bg)
2/21/2017									
2/22/2017									
3/15/2017									
3/16/2017									
3/24/2017				1.6	0.86 (J)				
3/27/2017	2		0.85 (J)						
3/28/2017		2.9							
3/30/2017						1.6		53	
4/3/2017							1.3		
4/7/2017									0.82 (J)
5/17/2017									
5/18/2017									
5/19/2017									
5/24/2017					1.2				
6/6/2017			6.1	4.1					
6/7/2017	1.9	2.3							
6/8/2017									
6/9/2017						1.7	1.2		
6/12/2017								95	0.78 (J)
6/14/2017									
7/12/2017									
7/17/2017									
7/19/2017									
7/20/2017									
7/27/2017									
7/28/2017									
8/9/2017									
8/24/2017									
9/15/2017									
9/18/2017									
9/19/2017									
9/22/2017									
9/25/2017			3.5	1.9					
9/26/2017	2	3.2			4.2				
9/29/2017									
10/2/2017						1.8	1.7	3.5	0.71 (J)
10/3/2017									
10/4/2017									
12/28/2017					7.4 (o)				
3/12/2018									
3/13/2018									
3/14/2018	2.1	3.8	10.9	11.5	3.8				
3/15/2018									
3/16/2018						1.5	14.8		0.67 (J)
3/19/2018								147	
3/21/2018									
9/6/2018									
9/7/2018									
9/11/2018									
9/12/2018		3.7	3.7	1.8	1.7				
9/14/2018	1.6						2.1	7.7	
9/17/2018						1.3			0.47 (J)

Prediction Limit

Constituent: Sulfate (mg/L) Analysis Run 5/1/2026 5:13 PM View: Appendix III Interwell Two-Step

Plant Bowen Client: Southern Company Data: Bowen LF 3-8

	GWA-42 (bg)	GWA-39Z (bg)	GWA-41R (bg)	GWA-41 (bg)	GWA-40 (bg)	GWA-1 (bg)	GWA-2R (bg)	GWA-2 (bg)	GWA-50 (bg)
9/18/2018									
3/7/2019									
3/8/2019									
3/12/2019									
3/13/2019					2.1				
3/14/2019	2.2		8.9	6.2					
3/15/2019		3							
3/19/2019							32.5		0.52 (J)
3/20/2019						1.5		3.6	
3/21/2019									
9/4/2019									
9/5/2019									
9/9/2019		2.4			1.6				
9/10/2019	1.2		8.4	1.2					
9/11/2019									
9/12/2019						0.98 (J)		5.2	
9/13/2019							3.8		0.55 (J)
3/2/2020									
3/3/2020									
3/4/2020									
3/6/2020	1.7			10					
3/9/2020		0.84 (J)	8.5		1.2				
3/11/2020						0.94 (J)	34.3	131	<1
3/12/2020									
9/3/2020									
9/4/2020									
9/8/2020									
9/9/2020									
9/10/2020	0.95 (J)	0.95 (J)	5.9	1.7					
9/11/2020					1.3				
9/14/2020									
9/15/2020						0.96 (J)	1	35.3	
9/16/2020									<1
9/17/2020									
2/24/2021									
2/25/2021									
2/26/2021									
3/10/2021			8.4		1.5				
3/11/2021	1.6			6.1					
3/12/2021		2							
3/16/2021						0.99 (J)	3.3		
3/17/2021								90.7	<1
3/29/2021									
7/27/2021									
7/28/2021									
7/29/2021									
8/4/2021	1.4	1.3	6.4	1.7	1.4				
8/5/2021									
8/6/2021									
8/9/2021						1.3	1.6	84.7	<1
8/10/2021									
1/25/2022									

ND substitution: RL or RL/2 if <15% NDs.

Prediction Limit

Constituent: Sulfate (mg/L) Analysis Run 5/1/2026 5:13 PM View: Appendix III Interwell Two-Step

Plant Bowen Client: Southern Company Data: Bowen LF 3-8

	GWA-42 (bg)	GWA-39Z (bg)	GWA-41R (bg)	GWA-41 (bg)	GWA-40 (bg)	GWA-1 (bg)	GWA-2R (bg)	GWA-2 (bg)	GWA-50 (bg)
1/26/2022									
1/27/2022									
1/31/2022	1.1	1.2	8.5	1.8	1.2				
2/1/2022						0.93 (J)	1.5	86.1	<1
2/2/2022									
2/3/2022									
8/5/2022									
8/8/2022									
8/9/2022									
8/10/2022	1	1.3							
8/11/2022			4.7	1.9					
8/12/2022					1.2				
8/16/2022						0.78 (J)	7.8	58.5	<1
8/17/2022									
2/13/2023	1.6	1.7	10.2	6	1.4				
2/14/2023									
2/16/2023						1.1	38.9	115	<1
2/17/2023									
6/23/2023									
7/25/2023			3	1.1					
7/26/2023	1.1	1.5			1.4				
7/27/2023						1.4	17.6	44	
7/28/2023									0.53 (J)
8/1/2023									
8/9/2023									
10/11/2023									
12/12/2023									
2/19/2024		1.1	9.6	4.2	1.2				
2/20/2024	1.2								
2/22/2024						1		82	<1
2/26/2024							20.9		
2/27/2024									
3/1/2024									
4/23/2024									
6/12/2024									
8/1/2024	1.1	1.2	2.7	0.75 (J)	1.5				
8/2/2024									
8/6/2024							5.8		
8/7/2024						1.1		47.5	
8/8/2024									0.53 (J)
8/26/2024									
2/25/2025	1.2	1.2	5.8	5	0.71 (J)				
2/26/2025									
2/27/2025						0.88 (J)	41.5	74.4	<1
2/28/2025									
3/5/2025									
8/20/2025									
8/27/2025			2.3		1.4				
8/28/2025	1.4	1.2		1.2					
9/2/2025						1.2	9	50.8	0.52 (J)
9/3/2025									
2/16/2026	1.4		4.9	1	1.2				

ND substitution: RL or RL/2 if <15% NDs.

Prediction Limit

Constituent: Sulfate (mg/L) Analysis Run 5/1/2026 5:13 PM View: Appendix III Interwell Two-Step

Plant Bowen Client: Southern Company Data: Bowen LF 3-8

	GWA-42 (bg)	GWA-39Z (bg)	GWA-41R (bg)	GWA-41 (bg)	GWA-40 (bg)	GWA-1 (bg)	GWA-2R (bg)	GWA-2 (bg)	GWA-50 (bg)
2/17/2026									<1
2/18/2026		1				1.2	2.1	49.3	
2/25/2026									

ND substitution: RL or RL/2 if <15% NDs.

Prediction Limit

Constituent: Sulfate (mg/L) Analysis Run 5/1/2026 5:13 PM View: Appendix III Interwell Two-Step

Plant Bowen Client: Southern Company Data: Bowen LF 3-8

	GWA-50R (bg)	GWA-51RZ (bg)	GWA-39RZ (bg)	GWA-4RZ (bg)	GWA-3A (bg)	GWC-31
2/29/2016						
3/2/2016						
3/3/2016						
3/11/2016						
3/14/2016						
3/15/2016						
3/22/2016						
3/23/2016					0.8724 (J)	
3/28/2016	0.9594 (J)					
5/3/2016						
5/4/2016		16.8				
5/9/2016						
5/11/2016						
5/12/2016						
5/13/2016						
5/16/2016						
5/19/2016						
5/20/2016						
5/23/2016					0.805 (J)	
5/25/2016	1.59					
7/7/2016		18				
7/8/2016						
7/11/2016						
7/19/2016						
7/20/2016						
7/21/2016						
7/22/2016						
7/29/2016					0.84 (J)	
8/1/2016	1					
9/7/2016						
9/8/2016		18				
9/9/2016						
9/15/2016						
9/16/2016						
9/19/2016						
9/21/2016						
9/22/2016					0.94 (J)	
9/23/2016						
9/26/2016	1.2					
10/26/2016		20				
10/27/2016						
11/2/2016						
11/3/2016						
11/9/2016						
11/10/2016					1.1	
11/11/2016	1.2					
1/6/2017		21				
1/9/2017						
1/17/2017						
1/18/2017						
1/30/2017	1					
1/31/2017					0.92 (J)	

Prediction Limit

Constituent: Sulfate (mg/L) Analysis Run 5/1/2026 5:13 PM View: Appendix III Interwell Two-Step

Plant Bowen Client: Southern Company Data: Bowen LF 3-8

	GWA-50R (bg)	GWA-51RZ (bg)	GWA-39RZ (bg)	GWA-4RZ (bg)	GWA-3A (bg)	GWC-31
2/21/2017			26			
2/22/2017				22		
3/15/2017		17				
3/16/2017						
3/24/2017						
3/27/2017			10			
3/28/2017						
3/30/2017					0.77 (J)	
4/3/2017	1.3					
4/7/2017				18		
5/17/2017						
5/18/2017		19				
5/19/2017						
5/24/2017						
6/6/2017						
6/7/2017						
6/8/2017			6.7			
6/9/2017						
6/12/2017	1.1				0.68 (J)	
6/14/2017				20		
7/12/2017				18		
7/17/2017			6.4			
7/19/2017		10				
7/20/2017				20		
7/27/2017			18			
7/28/2017				18		
8/9/2017			18	19		
8/24/2017				21		
9/15/2017						
9/18/2017						
9/19/2017		22				
9/22/2017						
9/25/2017						
9/26/2017						
9/29/2017			21			
10/2/2017	1.1					
10/3/2017				25		
10/4/2017					0.5 (J)	
12/28/2017				26		
3/12/2018						
3/13/2018		27.3				
3/14/2018						
3/15/2018						
3/16/2018	0.87 (J)		15.5			
3/19/2018					0.49 (J)	
3/21/2018				25.4		
9/6/2018						
9/7/2018		26.9				
9/11/2018						
9/12/2018						
9/14/2018			11.6			
9/17/2018					0.36 (J)	

Prediction Limit

Constituent: Sulfate (mg/L) Analysis Run 5/1/2026 5:13 PM View: Appendix III Interwell Two-Step

Plant Bowen Client: Southern Company Data: Bowen LF 3-8

	GWA-50R (bg)	GWA-51RZ (bg)	GWA-39RZ (bg)	GWA-4RZ (bg)	GWA-3A (bg)	GWC-31
9/18/2018	0.87 (J)			22.8		
3/7/2019						
3/8/2019		23.6				
3/12/2019						
3/13/2019						
3/14/2019			9.3			
3/15/2019						
3/19/2019	0.97 (J)					
3/20/2019					0.38 (J)	
3/21/2019				24.9		
9/4/2019						
9/5/2019		22.9				
9/9/2019						
9/10/2019						
9/11/2019			14			
9/12/2019	0.8 (J)					
9/13/2019				16.5	<1	
3/2/2020						
3/3/2020		21.5				
3/4/2020						
3/6/2020						
3/9/2020			5.8			
3/11/2020	0.85 (J)				<1	
3/12/2020				20.8		
9/3/2020						
9/4/2020						
9/8/2020						
9/9/2020		21.8				
9/10/2020						
9/11/2020						
9/14/2020						
9/15/2020	0.54 (J)					
9/16/2020			8.6			
9/17/2020				20.3		
2/24/2021						
2/25/2021		29.5				
2/26/2021						
3/10/2021						
3/11/2021						
3/12/2021						
3/16/2021			3.5	22.1		
3/17/2021	0.86 (J)					
3/29/2021					5.4	
7/27/2021						
7/28/2021		26.5				
7/29/2021						
8/4/2021						
8/5/2021						
8/6/2021			4.2			
8/9/2021	0.77 (J)				5	
8/10/2021				20.7		
1/25/2022						

Prediction Limit

Constituent: Sulfate (mg/L) Analysis Run 5/1/2026 5:13 PM View: Appendix III Interwell Two-Step

Plant Bowen Client: Southern Company Data: Bowen LF 3-8

	GWA-50R (bg)	GWA-51RZ (bg)	GWA-39RZ (bg)	GWA-4RZ (bg)	GWA-3A (bg)	GWC-31
1/26/2022		22.2				
1/27/2022						
1/31/2022						
2/1/2022						
2/2/2022	0.53 (J)		4.5		3.4	
2/3/2022				20.7		
8/5/2022						
8/8/2022						
8/9/2022		22.3				
8/10/2022						
8/11/2022						
8/12/2022						
8/16/2022			4.5		3.5	
8/17/2022	0.55 (J)			18.1		
2/13/2023						
2/14/2023			6.3			
2/16/2023	0.58 (J)					
2/17/2023				21.2	2.5	
6/23/2023						1.9
7/25/2023			4.9			
7/26/2023						
7/27/2023						
7/28/2023	0.71 (J)			19.6		
8/1/2023					3	
8/9/2023						1.1
10/11/2023						1.4
12/12/2023						1.7
2/19/2024			4			
2/20/2024						
2/22/2024	<1				1.9	
2/26/2024						
2/27/2024				23.2		
3/1/2024						3.3
4/23/2024						3.2
6/12/2024						3.3
8/1/2024			3.3			
8/2/2024						
8/6/2024						
8/7/2024						
8/8/2024	0.69 (J)			12.2	3.9	
8/26/2024						3.5
2/25/2025						
2/26/2025			2.4		1.7	
2/27/2025						
2/28/2025	0.51 (J)			22.4		
3/5/2025						3.7
8/20/2025						3.8
8/27/2025						
8/28/2025			2.9			
9/2/2025	0.7 (J)				2.9	
9/3/2025				23.1		
2/16/2026						

ND substitution: RL or RL/2 if <15% NDs.

Prediction Limit

Constituent: Sulfate (mg/L) Analysis Run 5/1/2026 5:13 PM View: Appendix III Interwell Two-Step

Plant Bowen Client: Southern Company Data: Bowen LF 3-8

	GWA-50R (bg)	GWA-51RZ (bg)	GWA-39RZ (bg)	GWA-4RZ (bg)	GWA-3A (bg)	GWC-31
2/17/2026	<1				2.7	
2/18/2026			2.7	23.4		
2/25/2026						4.2

ND substitution: RL or RL/2 if <15% NDs.

Prediction Limit

Constituent: TDS (mg/L) Analysis Run 5/1/2026 5:13 PM View: Appendix III Interwell Two-Step

Plant Bowen Client: Southern Company Data: Bowen LF 3-8

	GWA-52 (bg)	GWA-53 (bg)	GWA-53R (bg)	GWA-54 (bg)	GWA-55 (bg)	GWA-55R (bg)	GWA-56 (bg)	GWA-43R (bg)	GWA-43 (bg)
2/29/2016	134								
3/2/2016		130	134	125	185				
3/3/2016						181	403		
3/11/2016								144	69
3/14/2016									
3/15/2016									
3/22/2016									
3/23/2016									
3/28/2016									
5/3/2016		99	76		182	123			
5/4/2016	113			77					
5/9/2016							182		
5/11/2016									
5/12/2016									
5/13/2016								142	88
5/16/2016									
5/19/2016									
5/20/2016									
5/23/2016									
5/25/2016									
7/7/2016									
7/8/2016	152	132		139					
7/11/2016			142		195	149	262		
7/19/2016								135	56
7/20/2016									
7/21/2016									
7/22/2016									
7/29/2016									
8/1/2016									
9/7/2016			143						
9/8/2016	124	108		110					
9/9/2016					140	133	272		
9/15/2016									
9/16/2016								144	31
9/19/2016									
9/21/2016									
9/22/2016									
9/23/2016									
9/26/2016									
10/26/2016	134	113		115	148		276		
10/27/2016			114			168			
11/2/2016								152	48
11/3/2016									
11/9/2016									
11/10/2016									
11/11/2016									
1/6/2017	313		301						
1/9/2017		146		121	171	166	317		
1/17/2017									
1/18/2017								125	44
1/30/2017									
1/31/2017									

Prediction Limit

Constituent: TDS (mg/L) Analysis Run 5/1/2026 5:13 PM View: Appendix III Interwell Two-Step

Plant Bowen Client: Southern Company Data: Bowen LF 3-8

	GWA-52 (bg)	GWA-53 (bg)	GWA-53R (bg)	GWA-54 (bg)	GWA-55 (bg)	GWA-55R (bg)	GWA-56 (bg)	GWA-43R (bg)	GWA-43 (bg)
2/21/2017									
2/22/2017									
3/15/2017	139			132			355		
3/16/2017		132	146		176	189			
3/24/2017									
3/27/2017									
3/28/2017								109	<25
3/30/2017									
4/3/2017									
4/7/2017									
5/17/2017	156								
5/18/2017				174	184	192	382		
5/19/2017		114	129						
5/24/2017									
6/6/2017								154	36
6/7/2017									
6/8/2017									
6/9/2017									
6/12/2017									
6/14/2017									
7/12/2017									
7/17/2017									
7/19/2017									
7/20/2017									
7/27/2017									
7/28/2017									
8/9/2017									
8/24/2017									
9/15/2017	141			124	194		362		
9/18/2017						184			
9/19/2017		154	165						
9/22/2017								157	41
9/25/2017									
9/26/2017									
9/29/2017									
10/2/2017									
10/3/2017									
10/4/2017									
3/12/2018					212	207			
3/13/2018	150	138	132	133			349		
3/14/2018									<25
3/15/2018								117	
3/16/2018									
3/19/2018									
3/21/2018									
9/6/2018	160			135					
9/7/2018					240	202	377		
9/11/2018		140	142						
9/12/2018								151	35
9/14/2018									
9/17/2018									
9/18/2018									

ND substitution: RL or RL/2 if <15% NDs.

Prediction Limit

Constituent: TDS (mg/L) Analysis Run 5/1/2026 5:13 PM View: Appendix III Interwell Two-Step

Plant Bowen Client: Southern Company Data: Bowen LF 3-8

	GWA-52 (bg)	GWA-53 (bg)	GWA-53R (bg)	GWA-54 (bg)	GWA-55 (bg)	GWA-55R (bg)	GWA-56 (bg)	GWA-43R (bg)	GWA-43 (bg)
3/7/2019	159			111		212	410		
3/8/2019		143			248				
3/12/2019			150						
3/13/2019								152	31
3/14/2019									
3/15/2019									
3/19/2019									
3/20/2019									
3/21/2019									
9/4/2019	135						326		
9/5/2019		148	142	132	229	183			
9/9/2019									
9/10/2019									
9/11/2019								151	21
9/12/2019									
9/13/2019									
3/2/2020	142								
3/3/2020				91	210				
3/4/2020		146	157			207	325		
3/6/2020									
3/9/2020								174	51
3/11/2020									
3/12/2020									
9/3/2020	132								
9/4/2020					226	180	267		
9/8/2020		138	124	116					
9/9/2020									
9/10/2020									
9/11/2020									31
9/14/2020								146	
9/15/2020									
9/16/2020									
9/17/2020									
2/24/2021	144								
2/25/2021				124	217	194	284		
2/26/2021		128	98						
3/10/2021									
3/11/2021								98	14
3/12/2021									
3/16/2021									
3/17/2021									
3/29/2021									
7/27/2021	170			116					
7/28/2021					232	206	291		
7/29/2021		121	134						
8/4/2021									
8/5/2021								126	
8/6/2021									33
8/9/2021									
8/10/2021									
1/25/2022	136			113					
1/26/2022		131	144		244		278		

Prediction Limit

Constituent: TDS (mg/L) Analysis Run 5/1/2026 5:13 PM View: Appendix III Interwell Two-Step

Plant Bowen Client: Southern Company Data: Bowen LF 3-8

	GWA-52 (bg)	GWA-53 (bg)	GWA-53R (bg)	GWA-54 (bg)	GWA-55 (bg)	GWA-55R (bg)	GWA-56 (bg)	GWA-43R (bg)	GWA-43 (bg)
1/27/2022						207			
1/31/2022								128	25
2/1/2022									
2/2/2022									
2/3/2022									
8/5/2022	123			106			271		
8/8/2022		137	136		240	209			
8/9/2022									
8/10/2022								145	
8/11/2022									28
8/12/2022									
8/16/2022									
8/17/2022									
2/13/2023								126	
2/14/2023									60.9
2/16/2023									
2/17/2023									
6/20/2023									
7/25/2023								167	<25
7/26/2023									
7/27/2023									
7/28/2023									
8/1/2023									
8/7/2023									
10/12/2023									
12/12/2023									
2/19/2024									
2/20/2024								136	<25
2/22/2024									
2/26/2024									
2/27/2024									
2/29/2024									
4/23/2024									
6/12/2024									
8/1/2024									
8/2/2024								188	33
8/6/2024									
8/7/2024									
8/8/2024									
8/27/2024									
2/25/2025								140	<25
2/26/2025									
2/27/2025									
2/28/2025									
3/4/2025									
8/15/2025									
8/27/2025									
8/28/2025								157	<25
9/2/2025									
9/3/2025									
2/16/2026								151	<25
2/17/2026									

ND substitution: RL or RL/2 if <15% NDs.

Prediction Limit

Constituent: TDS (mg/L) Analysis Run 5/1/2026 5:13 PM View: Appendix III Interwell Two-Step

Plant Bowen Client: Southern Company Data: Bowen LF 3-8

	GWA-52 (bg)	GWA-53 (bg)	GWA-53R (bg)	GWA-54 (bg)	GWA-55 (bg)	GWA-55R (bg)	GWA-56 (bg)	GWA-43R (bg)	GWA-43 (bg)
2/18/2026									
2/24/2026									

Prediction Limit

Constituent: TDS (mg/L) Analysis Run 5/1/2026 5:13 PM View: Appendix III Interwell Two-Step

Plant Bowen Client: Southern Company Data: Bowen LF 3-8

	GWA-42 (bg)	GWA-39Z (bg)	GWA-40 (bg)	GWA-41R (bg)	GWA-41 (bg)	GWA-1 (bg)	GWA-2 (bg)	GWA-2R (bg)	GWA-50 (bg)
2/29/2016									
3/2/2016									
3/3/2016									
3/11/2016	139								
3/14/2016		106							
3/15/2016			107	78	110				
3/22/2016						150			
3/23/2016							259	174	
3/28/2016									<25
5/3/2016									
5/4/2016									
5/9/2016									
5/11/2016		58	80						
5/12/2016					49				
5/13/2016				178					
5/16/2016	112								
5/19/2016						150		93	
5/20/2016							122		
5/23/2016									32
5/25/2016									
7/7/2016									
7/8/2016									
7/11/2016									
7/19/2016		46							
7/20/2016					72				
7/21/2016			76	168					
7/22/2016	136								
7/29/2016						146	156	68	
8/1/2016									<25
9/7/2016									
9/8/2016									
9/9/2016									
9/15/2016		41			18 (J)				
9/16/2016									
9/19/2016	121		108						
9/21/2016				123					
9/22/2016								91	
9/23/2016						163	150		
9/26/2016									45
10/26/2016									
10/27/2016									
11/2/2016		37							
11/3/2016	132		90	157	70				
11/9/2016						147	87		
11/10/2016								96	38
11/11/2016									
1/6/2017									
1/9/2017									
1/17/2017	150		128	170					
1/18/2017		29			63				
1/30/2017						127			<25
1/31/2017							63	206	

ND substitution: RL or RL/2 if <15% NDs.

Prediction Limit

Constituent: TDS (mg/L) Analysis Run 5/1/2026 5:13 PM View: Appendix III Interwell Two-Step

Plant Bowen Client: Southern Company Data: Bowen LF 3-8

	GWA-42 (bg)	GWA-39Z (bg)	GWA-40 (bg)	GWA-41R (bg)	GWA-41 (bg)	GWA-1 (bg)	GWA-2 (bg)	GWA-2R (bg)	GWA-50 (bg)
2/21/2017									
2/22/2017									
3/15/2017									
3/16/2017									
3/24/2017			91		63				
3/27/2017	148			158					
3/28/2017		40							
3/30/2017						137	112		
4/3/2017								118	
4/7/2017									18 (J)
5/17/2017									
5/18/2017									
5/19/2017									
5/24/2017			152						
6/6/2017				212	128				
6/7/2017	181	138							
6/8/2017									
6/9/2017						164		87	
6/12/2017							216		15 (J)
6/14/2017									
7/12/2017									
7/17/2017									
7/19/2017									
7/20/2017									
7/27/2017									
7/28/2017									
8/9/2017									
8/24/2017									
9/15/2017									
9/18/2017									
9/19/2017									
9/22/2017									
9/25/2017				145	109				
9/26/2017	113	107	103						
9/29/2017									
10/2/2017						137	<25	73	17 (J)
10/3/2017									
10/4/2017									
3/12/2018									
3/13/2018									
3/14/2018	134	126	123	210	192				
3/15/2018									
3/16/2018						140		130	<25
3/19/2018							295		
3/21/2018									
9/6/2018									
9/7/2018									
9/11/2018									
9/12/2018		134	105	159	82				
9/14/2018	139						30	103	
9/17/2018						162			38
9/18/2018									

ND substitution: RL or RL/2 if <15% NDs.

Prediction Limit

Constituent: TDS (mg/L) Analysis Run 5/1/2026 5:13 PM View: Appendix III Interwell Two-Step

Plant Bowen Client: Southern Company Data: Bowen LF 3-8

	GWA-42 (bg)	GWA-39Z (bg)	GWA-40 (bg)	GWA-41R (bg)	GWA-41 (bg)	GWA-1 (bg)	GWA-2 (bg)	GWA-2R (bg)	GWA-50 (bg)
3/7/2019									
3/8/2019									
3/12/2019									
3/13/2019			130						
3/14/2019	157			157	119				
3/15/2019		107							
3/19/2019								208	34
3/20/2019						175	49		
3/21/2019									
9/4/2019									
9/5/2019									
9/9/2019		93	108						
9/10/2019	105			113	36				
9/11/2019									
9/12/2019						174	44		
9/13/2019								113	19
3/2/2020									
3/3/2020									
3/4/2020									
3/6/2020	143				137				
3/9/2020		58	131	249					
3/11/2020						172	309	170	17
3/12/2020									
9/3/2020									
9/4/2020									
9/8/2020									
9/9/2020									
9/10/2020	120	16		111	35				
9/11/2020			102						
9/14/2020									
9/15/2020						156	28	89	
9/16/2020									20
9/17/2020									
2/24/2021									
2/25/2021									
2/26/2021									
3/10/2021			60	148					
3/11/2021	109				101				
3/12/2021		55							
3/16/2021						155		102	
3/17/2021							211		<25
3/29/2021									
7/27/2021									
7/28/2021									
7/29/2021									
8/4/2021	141	60	66	176	77				
8/5/2021									
8/6/2021									
8/9/2021						150	207	127	14
8/10/2021									
1/25/2022									
1/26/2022									

ND substitution: RL or RL/2 if <15% NDs.

Prediction Limit

Constituent: TDS (mg/L) Analysis Run 5/1/2026 5:13 PM View: Appendix III Interwell Two-Step

Plant Bowen Client: Southern Company Data: Bowen LF 3-8

	GWA-42 (bg)	GWA-39Z (bg)	GWA-40 (bg)	GWA-41R (bg)	GWA-41 (bg)	GWA-1 (bg)	GWA-2 (bg)	GWA-2R (bg)	GWA-50 (bg)
1/27/2022									
1/31/2022	132	61	81	184	63				
2/1/2022						143	202	114	21
2/2/2022									
2/3/2022									
8/5/2022									
8/8/2022									
8/9/2022									
8/10/2022	134	50							
8/11/2022				170	73				
8/12/2022			91						
8/16/2022						159	182	123	<25
8/17/2022									
2/13/2023	226	105	259	163	111				
2/14/2023									
2/16/2023						152	267	197	<25
2/17/2023									
6/20/2023									
7/25/2023				162	43				
7/26/2023	134	57	70						
7/27/2023						167	177	155	
7/28/2023									<25
8/1/2023									
8/7/2023									
10/12/2023									
12/12/2023									
2/19/2024		63	108	199	130				
2/20/2024	146								
2/22/2024						148	210		<25
2/26/2024								126	
2/27/2024									
2/29/2024									
4/23/2024									
6/12/2024									
8/1/2024	158	68	96	197	49				
8/2/2024									
8/6/2024								105	
8/7/2024						179	183		
8/8/2024									147 (o)
8/27/2024									
2/25/2025	155	91	119	161	142				
2/26/2025									
2/27/2025						142	211	231	32
2/28/2025									
3/4/2025									
8/15/2025									
8/27/2025			76	174					
8/28/2025	152	87			51				
9/2/2025						162	167	102	<25
9/3/2025									
2/16/2026	166		73	182	54				
2/17/2026									<25

ND substitution: RL or RL/2 if <15% NDs.

Prediction Limit

Constituent: TDS (mg/L) Analysis Run 5/1/2026 5:13 PM View: Appendix III Interwell Two-Step

Plant Bowen Client: Southern Company Data: Bowen LF 3-8

	GWA-42 (bg)	GWA-39Z (bg)	GWA-40 (bg)	GWA-41R (bg)	GWA-41 (bg)	GWA-1 (bg)	GWA-2 (bg)	GWA-2R (bg)	GWA-50 (bg)
2/18/2026		71				144	152	89	
2/24/2026									

Prediction Limit

Constituent: TDS (mg/L) Analysis Run 5/1/2026 5:13 PM View: Appendix III Interwell Two-Step

Plant Bowen Client: Southern Company Data: Bowen LF 3-8

	GWA-50R (bg)	GWA-51RZ (bg)	GWA-39RZ (bg)	GWA-4RZ (bg)	GWA-3A (bg)	GWC-26
2/29/2016						
3/2/2016						
3/3/2016						
3/11/2016						
3/14/2016						
3/15/2016						
3/22/2016						
3/23/2016					<25	
3/28/2016	46					
5/3/2016						
5/4/2016		175				
5/9/2016						
5/11/2016						
5/12/2016						
5/13/2016						
5/16/2016						
5/19/2016						
5/20/2016						
5/23/2016					<25	
5/25/2016	57					
7/7/2016		204				
7/8/2016						
7/11/2016						
7/19/2016						
7/20/2016						
7/21/2016						
7/22/2016						
7/29/2016					17 (J)	
8/1/2016	<25					
9/7/2016						
9/8/2016		141				
9/9/2016						
9/15/2016						
9/16/2016						
9/19/2016						
9/21/2016						
9/22/2016					33	
9/23/2016						
9/26/2016	60					
10/26/2016		153				
10/27/2016						
11/2/2016						
11/3/2016						
11/9/2016						
11/10/2016					41	
11/11/2016	13 (J)					
1/6/2017		329				
1/9/2017						
1/17/2017						
1/18/2017						
1/30/2017	<25					
1/31/2017					58	

ND substitution: RL or RL/2 if <15% NDs.

Prediction Limit

Constituent: TDS (mg/L) Analysis Run 5/1/2026 5:13 PM View: Appendix III Interwell Two-Step

Plant Bowen Client: Southern Company Data: Bowen LF 3-8

	GWA-50R (bg)	GWA-51RZ (bg)	GWA-39RZ (bg)	GWA-4RZ (bg)	GWA-3A (bg)	GWC-26
2/21/2017			229			
2/22/2017				329		
3/15/2017		197				
3/16/2017						
3/24/2017						
3/27/2017			239			
3/28/2017						
3/30/2017					<25	
4/3/2017	100					
4/7/2017				295		
5/17/2017						
5/18/2017		250				
5/19/2017						
5/24/2017						
6/6/2017						
6/7/2017						
6/8/2017			179			
6/9/2017						
6/12/2017	51				20 (J)	
6/14/2017				237		
7/12/2017				400		
7/17/2017			180			
7/19/2017		195				
7/20/2017				203		
7/27/2017			190			
7/28/2017				262		
8/9/2017			153	195		
8/24/2017				236		
9/15/2017						
9/18/2017						
9/19/2017		255				
9/22/2017						
9/25/2017						
9/26/2017						
9/29/2017			173			
10/2/2017	32					
10/3/2017				224		
10/4/2017					<25	
3/12/2018						
3/13/2018		233				
3/14/2018						
3/15/2018						
3/16/2018	<25		150			
3/19/2018					<25	
3/21/2018				237		
9/6/2018						
9/7/2018		232				
9/11/2018						
9/12/2018						
9/14/2018			165			
9/17/2018					32	
9/18/2018	15 (J)			227		

Prediction Limit

Constituent: TDS (mg/L) Analysis Run 5/1/2026 5:13 PM View: Appendix III Interwell Two-Step

Plant Bowen Client: Southern Company Data: Bowen LF 3-8

	GWA-50R (bg)	GWA-51RZ (bg)	GWA-39RZ (bg)	GWA-4RZ (bg)	GWA-3A (bg)	GWC-26
3/7/2019						
3/8/2019		244				
3/12/2019						
3/13/2019						
3/14/2019			154			
3/15/2019						
3/19/2019	48					
3/20/2019					30	
3/21/2019				367		
9/4/2019						
9/5/2019		207				
9/9/2019						
9/10/2019						
9/11/2019			181			
9/12/2019	46					
9/13/2019				200	19	
3/2/2020						
3/3/2020		211				
3/4/2020						
3/6/2020						
3/9/2020			173			
3/11/2020	24				24	
3/12/2020				247		
9/3/2020						
9/4/2020						
9/8/2020						
9/9/2020		205				
9/10/2020						
9/11/2020						
9/14/2020						
9/15/2020	12					
9/16/2020			156			
9/17/2020				223		
2/24/2021						
2/25/2021		217				
2/26/2021						
3/10/2021						
3/11/2021						
3/12/2021						
3/16/2021			142	196		
3/17/2021	31					
3/29/2021					76	
7/27/2021						
7/28/2021		199				
7/29/2021						
8/4/2021						
8/5/2021						
8/6/2021			133			
8/9/2021	<25				95	
8/10/2021				238		
1/25/2022						
1/26/2022		190				

ND substitution: RL or RL/2 if <15% NDs.

Prediction Limit

Constituent: TDS (mg/L) Analysis Run 5/1/2026 5:13 PM View: Appendix III Interwell Two-Step

Plant Bowen Client: Southern Company Data: Bowen LF 3-8

	GWA-50R (bg)	GWA-51RZ (bg)	GWA-39RZ (bg)	GWA-4RZ (bg)	GWA-3A (bg)	GWC-26
1/27/2022						
1/31/2022						
2/1/2022						
2/2/2022	15		143		104	
2/3/2022				243		
8/5/2022						
8/8/2022						
8/9/2022		208				
8/10/2022						
8/11/2022						
8/12/2022						
8/16/2022			125		85	
8/17/2022	18 (J)			226		
2/13/2023						
2/14/2023			149			
2/16/2023	<25					
2/17/2023				252	117	
6/20/2023						205
7/25/2023			158			
7/26/2023						
7/27/2023						
7/28/2023	<25			243		
8/1/2023					113	
8/7/2023						184
10/12/2023						192
12/12/2023						180
2/19/2024			177			
2/20/2024						
2/22/2024	<25				117	
2/26/2024						
2/27/2024				268		
2/29/2024						358 (o)
4/23/2024						194
6/12/2024						195
8/1/2024			161			
8/2/2024						
8/6/2024						
8/7/2024						
8/8/2024	64			258	150	
8/27/2024						222
2/25/2025						
2/26/2025			156		121	
2/27/2025						
2/28/2025	<25			273		
3/4/2025						246
8/15/2025						185
8/27/2025						
8/28/2025			154			
9/2/2025	<25				137	
9/3/2025				253		
2/16/2026						
2/17/2026	<25				57	

ND substitution: RL or RL/2 if <15% NDs.

Prediction Limit

Constituent: TDS (mg/L) Analysis Run 5/1/2026 5:13 PM View: Appendix III Interwell Two-Step

Plant Bowen Client: Southern Company Data: Bowen LF 3-8

	GWA-50R (bg)	GWA-51RZ (bg)	GWA-39RZ (bg)	GWA-4RZ (bg)	GWA-3A (bg)	GWC-26
2/18/2026			143	248		
2/24/2026						316

FIGURE I.

Appendix III Trend Tests - Prediction Limit Exceedances - Significant Results

Plant Bowen Client: Southern Company Data: Bowen LF 3-8 Printed 5/1/2026, 5:18 PM

Constituent	Well	Slope	Calc.	Critical	Sig.	N	%NDs	Normality	Alpha	Method
Calcium (mg/L)	GWA-1 (bg)	0.4417	136	118	Yes	26	0	n/a	0.01	NP
Calcium (mg/L)	GWA-4RZ (bg)	1.24	152	118	Yes	26	0	n/a	0.01	NP
Calcium (mg/L)	GWA-42 (bg)	1.073	222	118	Yes	26	0	n/a	0.01	NP
Calcium (mg/L)	GWA-43 (bg)	-0.6394	-216	-111	Yes	25	0	n/a	0.01	NP
Calcium (mg/L)	GWA-43R (bg)	0.5764	158	124	Yes	27	0	n/a	0.01	NP
Calcium (mg/L)	GWA-50 (bg)	-0.07722	-140	-118	Yes	26	0	n/a	0.01	NP
Calcium (mg/L)	GWA-50R (bg)	-0.4348	-198	-118	Yes	26	0	n/a	0.01	NP
Calcium (mg/L)	GWA-51RZ (bg)	1.383	83	74	Yes	19	0	n/a	0.01	NP
Calcium (mg/L)	GWA-55 (bg)	2.879	106	74	Yes	19	0	n/a	0.01	NP
Calcium (mg/L)	GWA-55R (bg)	1.995	83	74	Yes	19	0	n/a	0.01	NP
Calcium (mg/L)	GWC-23R	1.651	197	118	Yes	26	0	n/a	0.01	NP
pH, Field (SU)	GWA-1 (bg)	-0.02607	-181	-118	Yes	26	0	n/a	0.01	NP
pH, Field (SU)	GWA-2R (bg)	-0.05306	-134	-118	Yes	26	0	n/a	0.01	NP
pH, Field (SU)	GWA-4RZ (bg)	-0.04654	-165	-124	Yes	27	0	n/a	0.01	NP
pH, Field (SU)	GWA-40 (bg)	-0.05858	-162	-131	Yes	28	0	n/a	0.01	NP
pH, Field (SU)	GWA-42 (bg)	-0.02631	-136	-118	Yes	26	0	n/a	0.01	NP
pH, Field (SU)	GWA-43 (bg)	-0.1282	-244	-118	Yes	26	0	n/a	0.01	NP
pH, Field (SU)	GWA-50 (bg)	-0.08387	-202	-118	Yes	26	0	n/a	0.01	NP
pH, Field (SU)	GWA-50R (bg)	-0.1717	-205	-118	Yes	26	0	n/a	0.01	NP
pH, Field (SU)	GWA-54 (bg)	-0.04576	-75	-74	Yes	19	0	n/a	0.01	NP
pH, Field (SU)	GWC-38	-0.07997	-153	-118	Yes	26	0	n/a	0.01	NP
Sulfate (mg/L)	GWA-1 (bg)	-0.1105	-189	-118	Yes	26	0	n/a	0.01	NP
Sulfate (mg/L)	GWA-39RZ (bg)	-1.386	-186	-105	Yes	24	0	n/a	0.01	NP
Sulfate (mg/L)	GWA-39Z (bg)	-0.4283	-214	-118	Yes	26	0	n/a	0.01	NP
Sulfate (mg/L)	GWA-43R (bg)	-0.4529	-168	-118	Yes	26	0	n/a	0.01	NP
Sulfate (mg/L)	GWA-50R (bg)	-0.06904	-224	-118	Yes	26	7.692	n/a	0.01	NP
Sulfate (mg/L)	GWA-51RZ (bg)	1.159	82	74	Yes	19	0	n/a	0.01	NP
Sulfate (mg/L)	GWA-53 (bg)	-0.1066	-100	-74	Yes	19	0	n/a	0.01	NP
Sulfate (mg/L)	GWA-53R (bg)	-0.08398	-86	-74	Yes	19	0	n/a	0.01	NP
Sulfate (mg/L)	GWA-54 (bg)	-1.072	-154	-74	Yes	19	0	n/a	0.01	NP
Sulfate (mg/L)	GWC-31	1.132	46	34	Yes	11	0	n/a	0.01	NP
TDS (mg/L)	GWA-39RZ (bg)	-4.48	-114	-105	Yes	24	0	n/a	0.01	NP
TDS (mg/L)	GWA-43 (bg)	-2.076	-137	-118	Yes	26	26.92	n/a	0.01	NP
TDS (mg/L)	GWA-55 (bg)	11.85	102	74	Yes	19	0	n/a	0.01	NP
TDS (mg/L)	GWA-55R (bg)	8.787	98	74	Yes	19	0	n/a	0.01	NP

Appendix III Trend Tests - Prediction Limit Exceedances - All Results

Plant Bowen Client: Southern Company Data: Bowen LF 3-8 Printed 5/1/2026, 5:18 PM

Constituent	Well	Slope	Calc.	Critical	Sig.	N	%NDs	Normality	Alpha	Method
Calcium (mg/L)	**GWA-1 (bg)**	**0.4417**	**136**	**118**	**Yes**	**26**	**0**	**n/a**	**0.01**	**NP**
Calcium (mg/L)	GWA-2 (bg)	1.701	59	118	No	26	0	n/a	0.01	NP
Calcium (mg/L)	GWA-2R (bg)	1.663	113	118	No	26	0	n/a	0.01	NP
Calcium (mg/L)	GWA-3A (bg)	0.4604	30	34	No	11	0	n/a	0.01	NP
Calcium (mg/L)	**GWA-4RZ (bg)**	**1.24**	**152**	**118**	**Yes**	**26**	**0**	**n/a**	**0.01**	**NP**
Calcium (mg/L)	GWA-39RZ (bg)	0.1218	34	105	No	24	0	n/a	0.01	NP
Calcium (mg/L)	GWA-39Z (bg)	0.1474	26	124	No	27	0	n/a	0.01	NP
Calcium (mg/L)	GWA-40 (bg)	-0.1973	-47	-118	No	26	0	n/a	0.01	NP
Calcium (mg/L)	GWA-41 (bg)	-0.2869	-17	-118	No	26	0	n/a	0.01	NP
Calcium (mg/L)	GWA-41R (bg)	0.5766	68	118	No	26	0	n/a	0.01	NP
Calcium (mg/L)	**GWA-42 (bg)**	**1.073**	**222**	**118**	**Yes**	**26**	**0**	**n/a**	**0.01**	**NP**
Calcium (mg/L)	**GWA-43 (bg)**	**-0.6394**	**-216**	**-111**	**Yes**	**25**	**0**	**n/a**	**0.01**	**NP**
Calcium (mg/L)	**GWA-43R (bg)**	**0.5764**	**158**	**124**	**Yes**	**27**	**0**	**n/a**	**0.01**	**NP**
Calcium (mg/L)	**GWA-50 (bg)**	**-0.07722**	**-140**	**-118**	**Yes**	**26**	**0**	**n/a**	**0.01**	**NP**
Calcium (mg/L)	**GWA-50R (bg)**	**-0.4348**	**-198**	**-118**	**Yes**	**26**	**0**	**n/a**	**0.01**	**NP**
Calcium (mg/L)	**GWA-51RZ (bg)**	**1.383**	**83**	**74**	**Yes**	**19**	**0**	**n/a**	**0.01**	**NP**
Calcium (mg/L)	GWA-52 (bg)	0.3552	48	74	No	19	0	n/a	0.01	NP
Calcium (mg/L)	GWA-53 (bg)	0.2237	38	74	No	19	0	n/a	0.01	NP
Calcium (mg/L)	GWA-53R (bg)	0.4349	61	74	No	19	0	n/a	0.01	NP
Calcium (mg/L)	GWA-54 (bg)	-0.2535	-50	-74	No	19	0	n/a	0.01	NP
Calcium (mg/L)	**GWA-55 (bg)**	**2.879**	**106**	**74**	**Yes**	**19**	**0**	**n/a**	**0.01**	**NP**
Calcium (mg/L)	**GWA-55R (bg)**	**1.995**	**83**	**74**	**Yes**	**19**	**0**	**n/a**	**0.01**	**NP**
Calcium (mg/L)	GWA-56 (bg)	0.6697	25	74	No	19	0	n/a	0.01	NP
Calcium (mg/L)	**GWC-23R**	**1.651**	**197**	**118**	**Yes**	**26**	**0**	**n/a**	**0.01**	**NP**
Calcium (mg/L)	GWC-26	4.039	11	30	No	10	0	n/a	0.01	NP
Calcium (mg/L)	GWC-27	1.43	27	34	No	11	0	n/a	0.01	NP
pH, Field (SU)	**GWA-1 (bg)**	**-0.02607**	**-181**	**-118**	**Yes**	**26**	**0**	**n/a**	**0.01**	**NP**
pH, Field (SU)	GWA-2 (bg)	-0.002491	-4	-118	No	26	0	n/a	0.01	NP
pH, Field (SU)	**GWA-2R (bg)**	**-0.05306**	**-134**	**-118**	**Yes**	**26**	**0**	**n/a**	**0.01**	**NP**
pH, Field (SU)	GWA-3A (bg)	-0.02433	-8	-34	No	11	0	n/a	0.01	NP
pH, Field (SU)	**GWA-4RZ (bg)**	**-0.04654**	**-165**	**-124**	**Yes**	**27**	**0**	**n/a**	**0.01**	**NP**
pH, Field (SU)	GWA-39RZ (bg)	-0.04112	-103	-105	No	24	0	n/a	0.01	NP
pH, Field (SU)	GWA-39Z (bg)	-0.02985	-64	-124	No	27	0	n/a	0.01	NP
pH, Field (SU)	**GWA-40 (bg)**	**-0.05858**	**-162**	**-131**	**Yes**	**28**	**0**	**n/a**	**0.01**	**NP**
pH, Field (SU)	GWA-41 (bg)	-0.05338	-104	-118	No	26	0	n/a	0.01	NP
pH, Field (SU)	GWA-41R (bg)	-0.05508	-116	-118	No	26	0	n/a	0.01	NP
pH, Field (SU)	**GWA-42 (bg)**	**-0.02631**	**-136**	**-118**	**Yes**	**26**	**0**	**n/a**	**0.01**	**NP**
pH, Field (SU)	**GWA-43 (bg)**	**-0.1282**	**-244**	**-118**	**Yes**	**26**	**0**	**n/a**	**0.01**	**NP**
pH, Field (SU)	GWA-43R (bg)	-0.01119	-101	-124	No	27	0	n/a	0.01	NP
pH, Field (SU)	**GWA-50 (bg)**	**-0.08387**	**-202**	**-118**	**Yes**	**26**	**0**	**n/a**	**0.01**	**NP**
pH, Field (SU)	**GWA-50R (bg)**	**-0.1717**	**-205**	**-118**	**Yes**	**26**	**0**	**n/a**	**0.01**	**NP**
pH, Field (SU)	GWA-51RZ (bg)	-0.01692	-15	-74	No	19	0	n/a	0.01	NP
pH, Field (SU)	GWA-52 (bg)	-0.02658	-68	-74	No	19	0	n/a	0.01	NP
pH, Field (SU)	GWA-53 (bg)	-0.02035	-69	-74	No	19	0	n/a	0.01	NP
pH, Field (SU)	GWA-53R (bg)	-0.02694	-72	-74	No	19	0	n/a	0.01	NP
pH, Field (SU)	**GWA-54 (bg)**	**-0.04576**	**-75**	**-74**	**Yes**	**19**	**0**	**n/a**	**0.01**	**NP**
pH, Field (SU)	GWA-55 (bg)	-0.05556	-65	-74	No	19	0	n/a	0.01	NP
pH, Field (SU)	GWA-55R (bg)	-0.07241	-72	-74	No	19	0	n/a	0.01	NP
pH, Field (SU)	GWA-56 (bg)	-0.03349	-38	-81	No	20	0	n/a	0.01	NP
pH, Field (SU)	**GWC-38**	**-0.07997**	**-153**	**-118**	**Yes**	**26**	**0**	**n/a**	**0.01**	**NP**
Sulfate (mg/L)	**GWA-1 (bg)**	**-0.1105**	**-189**	**-118**	**Yes**	**26**	**0**	**n/a**	**0.01**	**NP**
Sulfate (mg/L)	GWA-2 (bg)	1.116	27	118	No	26	0	n/a	0.01	NP
Sulfate (mg/L)	GWA-2R (bg)	0.6273	107	118	No	26	0	n/a	0.01	NP
Sulfate (mg/L)	GWA-3A (bg)	-0.5214	-29	-34	No	11	0	n/a	0.01	NP
Sulfate (mg/L)	GWA-4RZ (bg)	0.1724	48	124	No	27	0	n/a	0.01	NP
Sulfate (mg/L)	**GWA-39RZ (bg)**	**-1.386**	**-186**	**-105**	**Yes**	**24**	**0**	**n/a**	**0.01**	**NP**
Sulfate (mg/L)	**GWA-39Z (bg)**	**-0.4283**	**-214**	**-118**	**Yes**	**26**	**0**	**n/a**	**0.01**	**NP**
Sulfate (mg/L)	GWA-40 (bg)	0	-18	-118	No	26	0	n/a	0.01	NP
Sulfate (mg/L)	GWA-41 (bg)	-0.05185	-39	-118	No	26	0	n/a	0.01	NP
Sulfate (mg/L)	GWA-41R (bg)	0.1249	19	118	No	26	0	n/a	0.01	NP
Sulfate (mg/L)	GWA-42 (bg)	-0.04476	-85	-118	No	26	0	n/a	0.01	NP
Sulfate (mg/L)	GWA-43 (bg)	0	-24	-118	No	26	53.85	n/a	0.01	NP
Sulfate (mg/L)	**GWA-43R (bg)**	**-0.4529**	**-168**	**-118**	**Yes**	**26**	**0**	**n/a**	**0.01**	**NP**
Sulfate (mg/L)	GWA-50 (bg)	0	48	118	No	26	38.46	n/a	0.01	NP
Sulfate (mg/L)	**GWA-50R (bg)**	**-0.06904**	**-224**	**-118**	**Yes**	**26**	**7.692**	**n/a**	**0.01**	**NP**

Appendix III Trend Tests - Prediction Limit Exceedances - All Results

Plant Bowen Client: Southern Company Data: Bowen LF 3-8 Printed 5/1/2026, 5:18 PM

Constituent	Well	Slope	Calc.	Critical	Sig.	N	%NDs	Normality	Alpha	Method
Sulfate (mg/L)	**GWA-51RZ (bg)**	**1.159**	**82**	**74**	**Yes**	**19**	**0**	**n/a**	**0.01**	**NP**
Sulfate (mg/L)	GWA-52 (bg)	0.4686	24	74	No	19	0	n/a	0.01	NP
Sulfate (mg/L)	**GWA-53 (bg)**	**-0.1066**	**-100**	**-74**	**Yes**	**19**	**0**	**n/a**	**0.01**	**NP**
Sulfate (mg/L)	**GWA-53R (bg)**	**-0.08398**	**-86**	**-74**	**Yes**	**19**	**0**	**n/a**	**0.01**	**NP**
Sulfate (mg/L)	**GWA-54 (bg)**	**-1.072**	**-154**	**-74**	**Yes**	**19**	**0**	**n/a**	**0.01**	**NP**
Sulfate (mg/L)	GWA-55 (bg)	2.654	49	74	No	19	0	n/a	0.01	NP
Sulfate (mg/L)	GWA-55R (bg)	0.646	62	74	No	19	0	n/a	0.01	NP
Sulfate (mg/L)	GWA-56 (bg)	-5.801	-45	-74	No	19	0	n/a	0.01	NP
Sulfate (mg/L)	**GWC-31**	**1.132**	**46**	**34**	**Yes**	**11**	**0**	**n/a**	**0.01**	**NP**
TDS (mg/L)	GWA-1 (bg)	0.7869	34	118	No	26	0	n/a	0.01	NP
TDS (mg/L)	GWA-2 (bg)	3.945	28	118	No	26	3.846	n/a	0.01	NP
TDS (mg/L)	GWA-2R (bg)	2.617	49	118	No	26	0	n/a	0.01	NP
TDS (mg/L)	GWA-3A (bg)	9.1	24	34	No	11	0	n/a	0.01	NP
TDS (mg/L)	GWA-4RZ (bg)	1.236	27	118	No	26	0	n/a	0.01	NP
TDS (mg/L)	**GWA-39RZ (bg)**	**-4.48**	**-114**	**-105**	**Yes**	**24**	**0**	**n/a**	**0.01**	**NP**
TDS (mg/L)	GWA-39Z (bg)	1.423	27	118	No	26	0	n/a	0.01	NP
TDS (mg/L)	GWA-40 (bg)	-1.387	-28	-118	No	26	0	n/a	0.01	NP
TDS (mg/L)	GWA-41 (bg)	0.1649	7	118	No	26	0	n/a	0.01	NP
TDS (mg/L)	GWA-41R (bg)	2.31	67	118	No	26	0	n/a	0.01	NP
TDS (mg/L)	GWA-42 (bg)	2.267	88	118	No	26	0	n/a	0.01	NP
TDS (mg/L)	**GWA-43 (bg)**	**-2.076**	**-137**	**-118**	**Yes**	**26**	**26.92**	**n/a**	**0.01**	**NP**
TDS (mg/L)	GWA-43R (bg)	0.9212	42	118	No	26	0	n/a	0.01	NP
TDS (mg/L)	GWA-50 (bg)	0	-14	-111	No	25	44	n/a	0.01	NP
TDS (mg/L)	GWA-50R (bg)	-0.8835	-60	-118	No	26	38.46	n/a	0.01	NP
TDS (mg/L)	GWA-51RZ (bg)	0.9481	9	74	No	19	0	n/a	0.01	NP
TDS (mg/L)	GWA-52 (bg)	1.011	16	74	No	19	0	n/a	0.01	NP
TDS (mg/L)	GWA-53 (bg)	3.456	36	74	No	19	0	n/a	0.01	NP
TDS (mg/L)	GWA-53R (bg)	0.3106	7	74	No	19	0	n/a	0.01	NP
TDS (mg/L)	GWA-54 (bg)	-1.665	-24	-74	No	19	0	n/a	0.01	NP
TDS (mg/L)	**GWA-55 (bg)**	**11.85**	**102**	**74**	**Yes**	**19**	**0**	**n/a**	**0.01**	**NP**
TDS (mg/L)	**GWA-55R (bg)**	**8.787**	**98**	**74**	**Yes**	**19**	**0**	**n/a**	**0.01**	**NP**
TDS (mg/L)	GWA-56 (bg)	-2.005	-7	-74	No	19	0	n/a	0.01	NP
TDS (mg/L)	GWC-26	29.92	19	30	No	10	0	n/a	0.01	NP

Sanitas™ v.10.1.06e Software licensed to Groundwater Stats Consulting. UG

Sen's Slope Estimator

GWA-1 (bg)

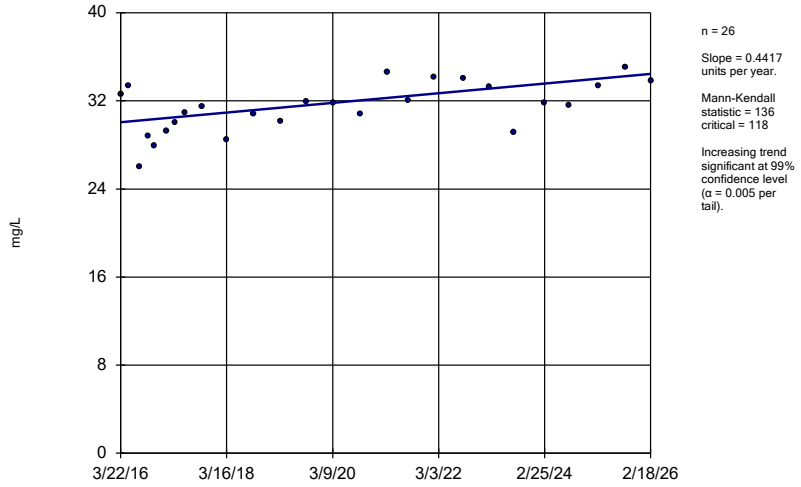

n = 26

Slope = 0.4417 units per year.

Mann-Kendall statistic = 136 critical = 118

Increasing trend significant at 99% confidence level (α = 0.005 per tail).

Constituent: Calcium Analysis Run 5/1/2026 5:15 PM View: Appendix III Trend Tests - PL Exceedances

Plant Bowen Client: Southern Company Data: Bowen LF 3-8

Sanitas™ v.10.1.06e Software licensed to Groundwater Stats Consulting. UG

Sen's Slope Estimator

GWA-2 (bg)

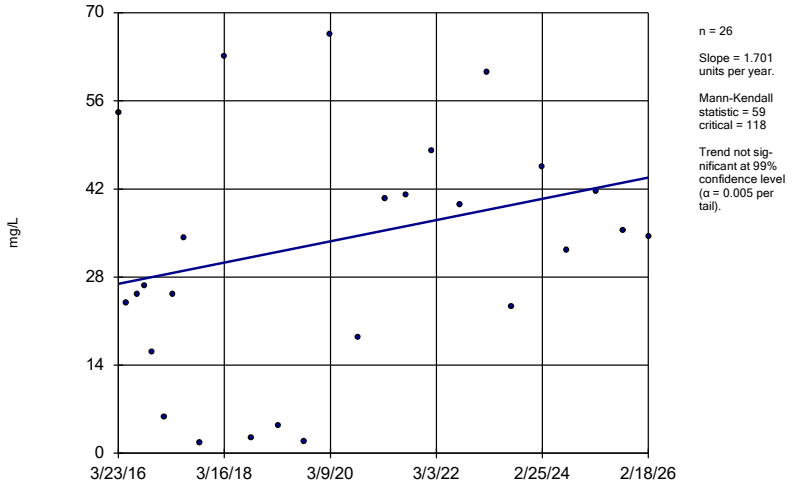

n = 26

Slope = 1.701 units per year.

Mann-Kendall statistic = 59 critical = 118

Trend not significant at 99% confidence level (α = 0.005 per tail).

Constituent: Calcium Analysis Run 5/1/2026 5:15 PM View: Appendix III Trend Tests - PL Exceedances

Plant Bowen Client: Southern Company Data: Bowen LF 3-8

Sanitas™ v.10.1.06e Software licensed to Groundwater Stats Consulting. UG

Sen's Slope Estimator

GWA-2R (bg)

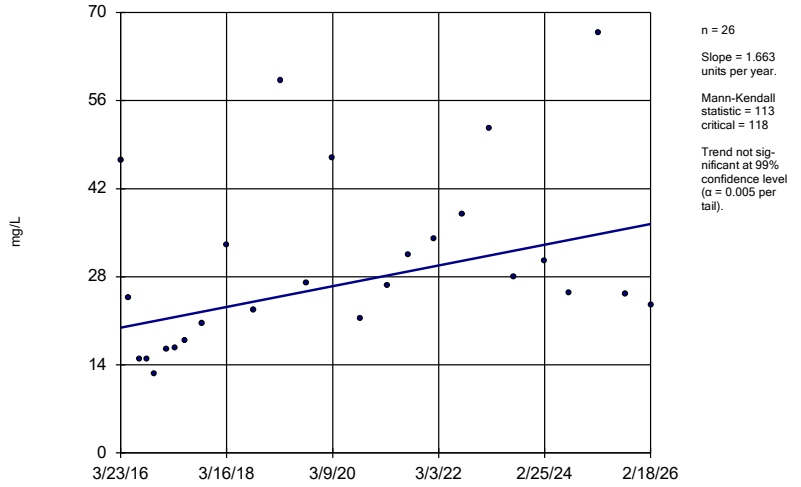

n = 26

Slope = 1.663 units per year.

Mann-Kendall statistic = 113 critical = 118

Trend not significant at 99% confidence level (α = 0.005 per tail).

Constituent: Calcium Analysis Run 5/1/2026 5:15 PM View: Appendix III Trend Tests - PL Exceedances

Plant Bowen Client: Southern Company Data: Bowen LF 3-8

Sanitas™ v.10.1.06e Software licensed to Groundwater Stats Consulting. UG

Sen's Slope Estimator

GWA-3A (bg)

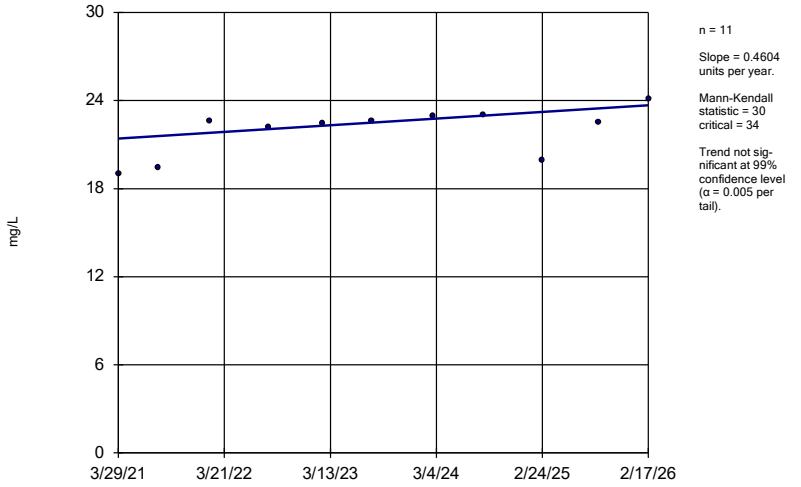

n = 11

Slope = 0.4604 units per year.

Mann-Kendall statistic = 30 critical = 34

Trend not significant at 99% confidence level (α = 0.005 per tail).

Constituent: Calcium Analysis Run 5/1/2026 5:15 PM View: Appendix III Trend Tests - PL Exceedances

Plant Bowen Client: Southern Company Data: Bowen LF 3-8

Sanitas™ v.10.1.06e Software licensed to Groundwater Stats Consulting. UG

Sen's Slope Estimator

GWA-4RZ (bg)

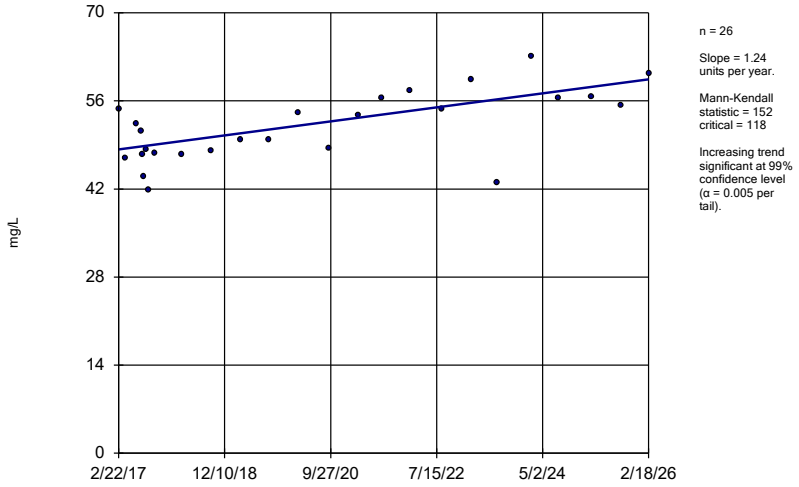

n = 26

Slope = 1.24 units per year.

Mann-Kendall statistic = 152 critical = 118

Increasing trend significant at 99% confidence level (α = 0.005 per tail).

Constituent: Calcium Analysis Run 5/1/2026 5:15 PM View: Appendix III Trend Tests - PL Exceedances

Plant Bowen Client: Southern Company Data: Bowen LF 3-8

Sanitas™ v.10.1.06e Software licensed to Groundwater Stats Consulting. UG

Sen's Slope Estimator

GWA-39RZ (bg)

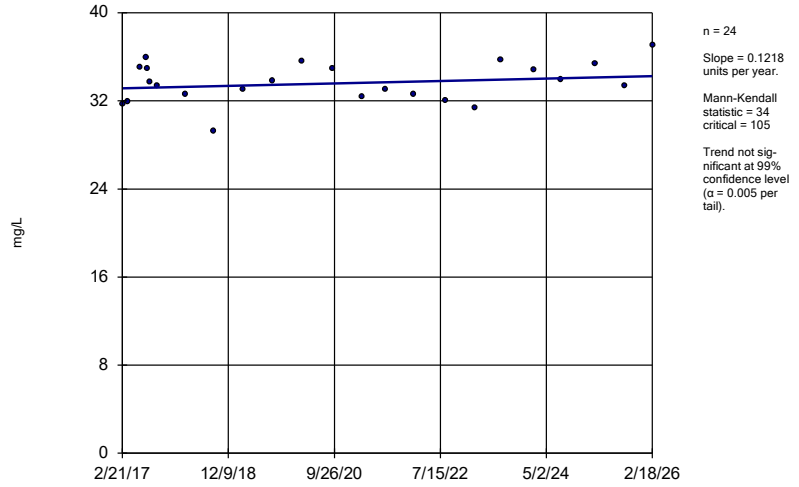

n = 24

Slope = 0.1218 units per year.

Mann-Kendall statistic = 34 critical = 105

Trend not significant at 99% confidence level (α = 0.005 per tail).

Constituent: Calcium Analysis Run 5/1/2026 5:15 PM View: Appendix III Trend Tests - PL Exceedances

Plant Bowen Client: Southern Company Data: Bowen LF 3-8

Sanitas™ v.10.1.06e Software licensed to Groundwater Stats Consulting. UG

Sen's Slope Estimator

GWA-39Z (bg)

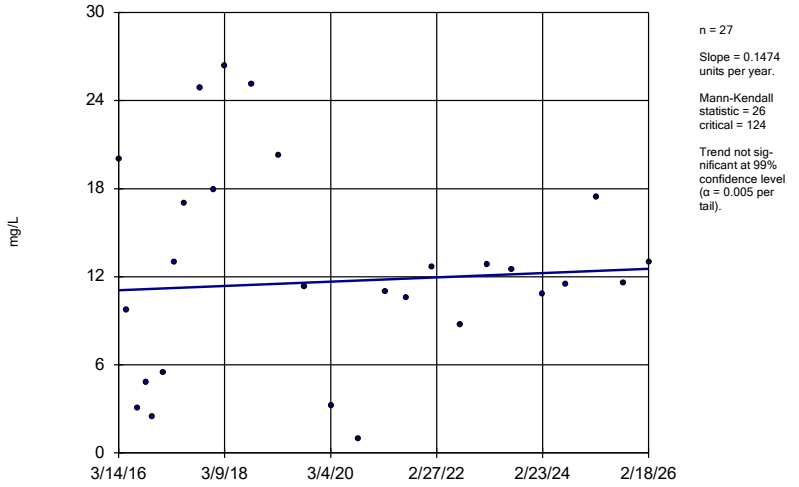

n = 27

Slope = 0.1474 units per year.

Mann-Kendall statistic = 26 critical = 124

Trend not significant at 99% confidence level (α = 0.005 per tail).

Constituent: Calcium Analysis Run 5/1/2026 5:15 PM View: Appendix III Trend Tests - PL Exceedances

Plant Bowen Client: Southern Company Data: Bowen LF 3-8

Sanitas™ v.10.1.06e Software licensed to Groundwater Stats Consulting. UG

Sen's Slope Estimator

GWA-40 (bg)

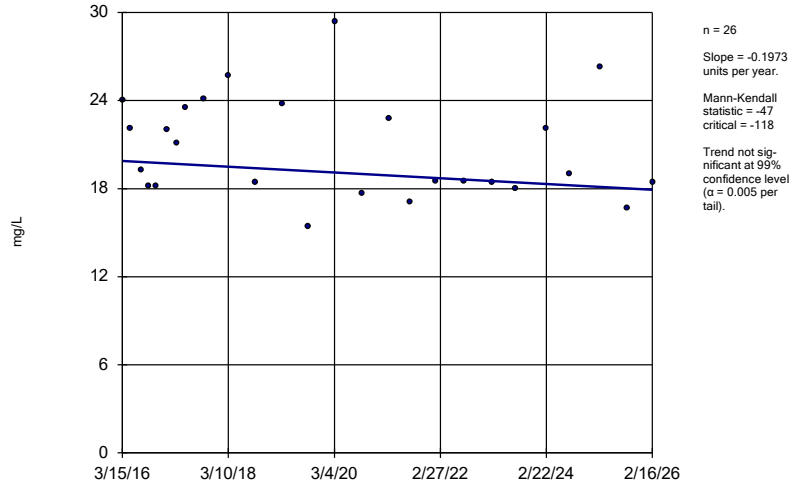

n = 26

Slope = -0.1973 units per year.

Mann-Kendall statistic = -47 critical = -118

Trend not significant at 99% confidence level (α = 0.005 per tail).

Constituent: Calcium Analysis Run 5/1/2026 5:15 PM View: Appendix III Trend Tests - PL Exceedances

Plant Bowen Client: Southern Company Data: Bowen LF 3-8

Sanitas™ v.10.1.06e Software licensed to Groundwater Stats Consulting. UG

Sen's Slope Estimator

GWA-41 (bg)

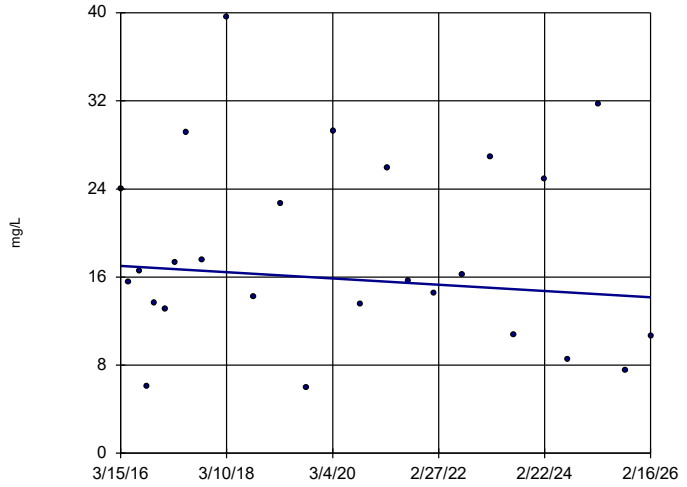

n = 26

Slope = -0.2869 units per year.

Mann-Kendall statistic = -17
critical = -118

Trend not significant at 99% confidence level (α = 0.005 per tail).

Constituent: Calcium Analysis Run 5/1/2026 5:15 PM View: Appendix III Trend Tests - PL Exceedances
Plant Bowen Client: Southern Company Data: Bowen LF 3-8

Sanitas™ v.10.1.06e Software licensed to Groundwater Stats Consulting. UG

Sen's Slope Estimator

GWA-41R (bg)

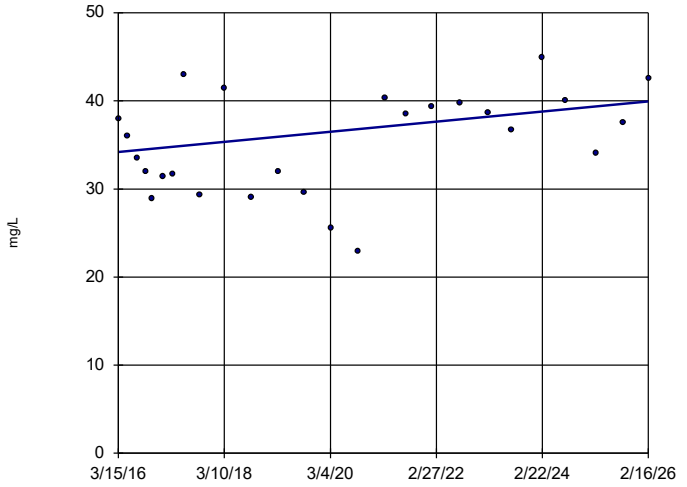

n = 26

Slope = 0.5766 units per year.

Mann-Kendall statistic = 68
critical = 118

Trend not significant at 99% confidence level (α = 0.005 per tail).

Constituent: Calcium Analysis Run 5/1/2026 5:15 PM View: Appendix III Trend Tests - PL Exceedances
Plant Bowen Client: Southern Company Data: Bowen LF 3-8

Sanitas™ v.10.1.06e Software licensed to Groundwater Stats Consulting. UG

Sen's Slope Estimator

GWA-42 (bg)

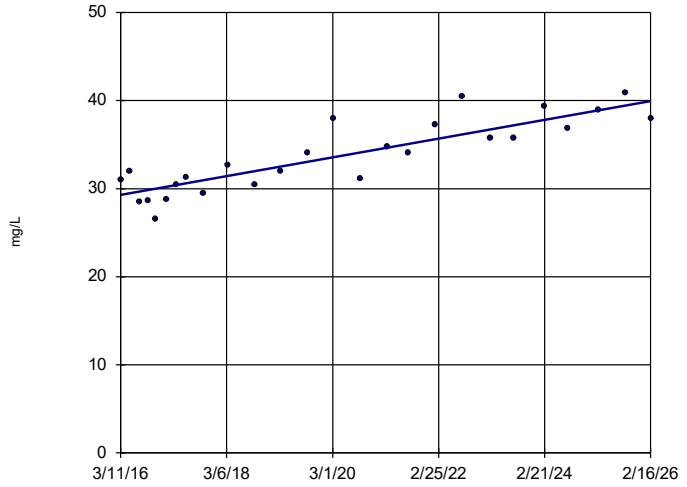

n = 26

Slope = 1.073 units per year.

Mann-Kendall statistic = 222
critical = 118

Increasing trend significant at 99% confidence level (α = 0.005 per tail).

Constituent: Calcium Analysis Run 5/1/2026 5:15 PM View: Appendix III Trend Tests - PL Exceedances
Plant Bowen Client: Southern Company Data: Bowen LF 3-8

Sanitas™ v.10.1.06e Software licensed to Groundwater Stats Consulting. UG

Sen's Slope Estimator

GWA-43 (bg)

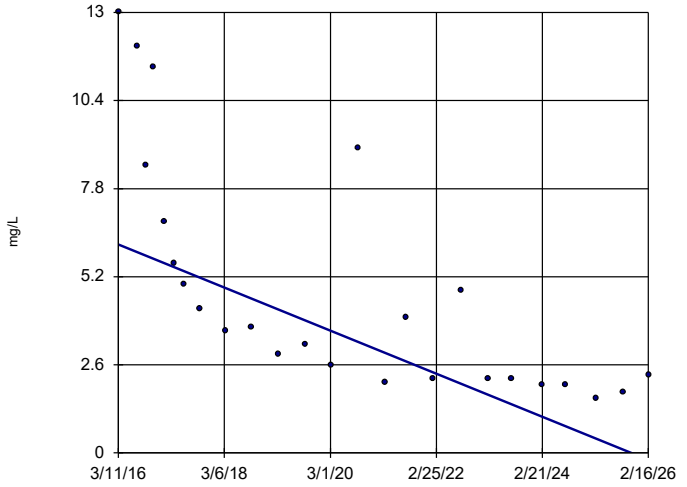

n = 25

Slope = -0.6394 units per year.

Mann-Kendall statistic = -216
critical = -111

Decreasing trend significant at 99% confidence level (α = 0.005 per tail).

Constituent: Calcium Analysis Run 5/1/2026 5:15 PM View: Appendix III Trend Tests - PL Exceedances
Plant Bowen Client: Southern Company Data: Bowen LF 3-8

Sanitas™ v.10.1.06e Software licensed to Groundwater Stats Consulting. UG

Sen's Slope Estimator

GWA-43R (bg)

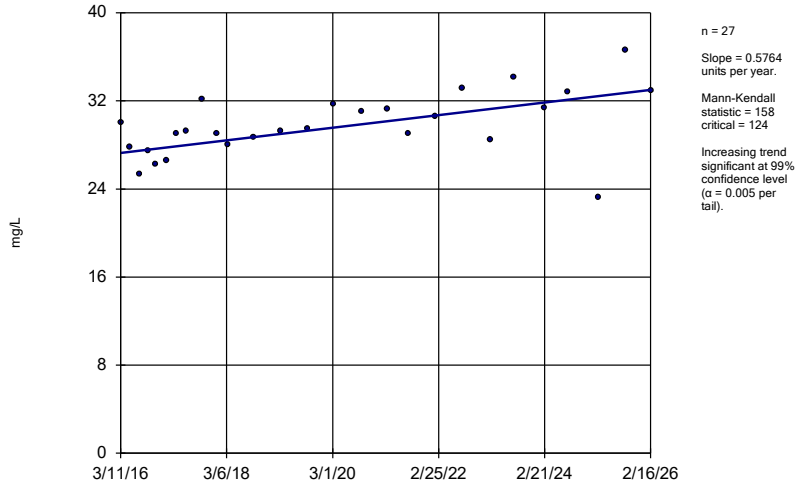

n = 27

Slope = 0.5764 units per year.

Mann-Kendall statistic = 158 critical = 124

Increasing trend significant at 99% confidence level (α = 0.005 per tail).

Constituent: Calcium Analysis Run 5/1/2026 5:15 PM View: Appendix III Trend Tests - PL Exceedances

Plant Bowen Client: Southern Company Data: Bowen LF 3-8

Sanitas™ v.10.1.06e Software licensed to Groundwater Stats Consulting. UG

Sen's Slope Estimator

GWA-50 (bg)

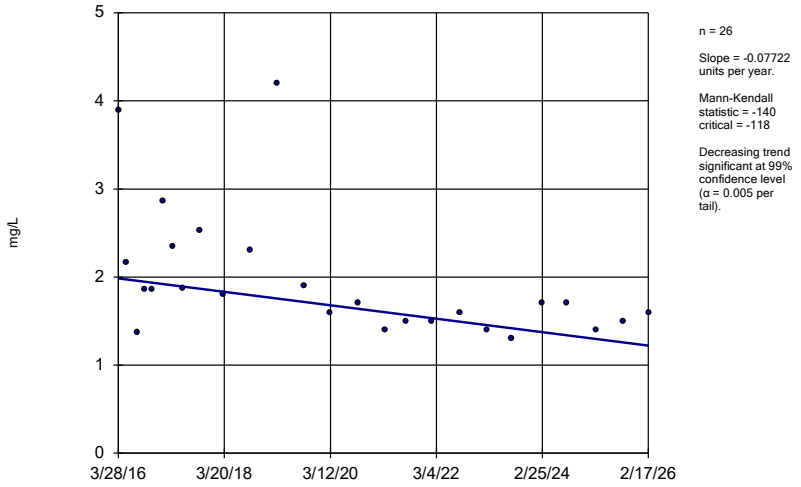

n = 26

Slope = -0.07722 units per year.

Mann-Kendall statistic = -140 critical = -118

Decreasing trend significant at 99% confidence level (α = 0.005 per tail).

Constituent: Calcium Analysis Run 5/1/2026 5:15 PM View: Appendix III Trend Tests - PL Exceedances

Plant Bowen Client: Southern Company Data: Bowen LF 3-8

Sanitas™ v.10.1.06e Software licensed to Groundwater Stats Consulting. UG

Sen's Slope Estimator

GWA-50R (bg)

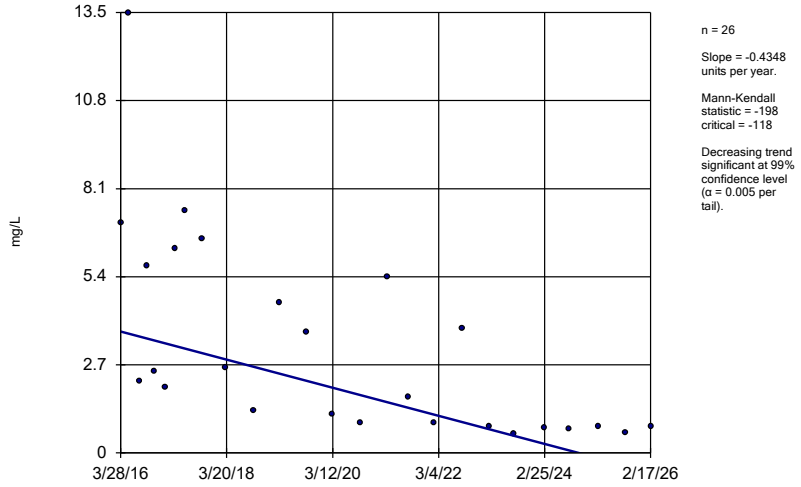

n = 26

Slope = -0.4348 units per year.

Mann-Kendall statistic = -198 critical = -118

Decreasing trend significant at 99% confidence level (α = 0.005 per tail).

Constituent: Calcium Analysis Run 5/1/2026 5:15 PM View: Appendix III Trend Tests - PL Exceedances

Plant Bowen Client: Southern Company Data: Bowen LF 3-8

Sanitas™ v.10.1.06e Software licensed to Groundwater Stats Consulting. UG

Sen's Slope Estimator

GWA-51RZ (bg)

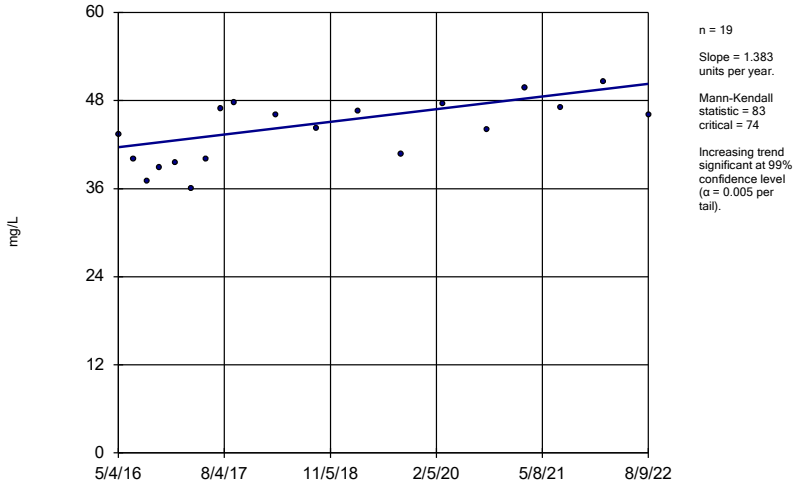

n = 19

Slope = 1.383 units per year.

Mann-Kendall statistic = 83 critical = 74

Increasing trend significant at 99% confidence level (α = 0.005 per tail).

Constituent: Calcium Analysis Run 5/1/2026 5:15 PM View: Appendix III Trend Tests - PL Exceedances

Plant Bowen Client: Southern Company Data: Bowen LF 3-8

Sanitas™ v.10.1.06e Software licensed to Groundwater Stats Consulting. UG

Sen's Slope Estimator

GWA-52 (bg)

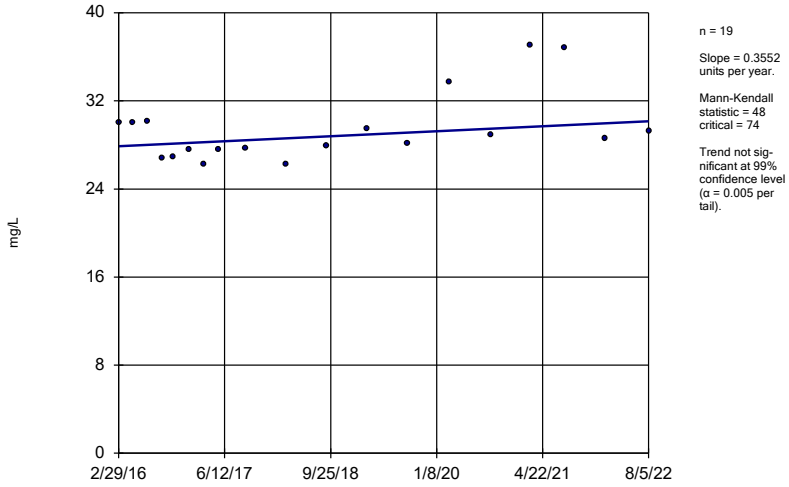

n = 19

Slope = 0.3552 units per year.

Mann-Kendall statistic = 48 critical = 74

Trend not significant at 99% confidence level (α = 0.005 per tail).

Constituent: Calcium Analysis Run 5/1/2026 5:15 PM View: Appendix III Trend Tests - PL Exceedances

Plant Bowen Client: Southern Company Data: Bowen LF 3-8

Sanitas™ v.10.1.06e Software licensed to Groundwater Stats Consulting. UG

Sen's Slope Estimator

GWA-53 (bg)

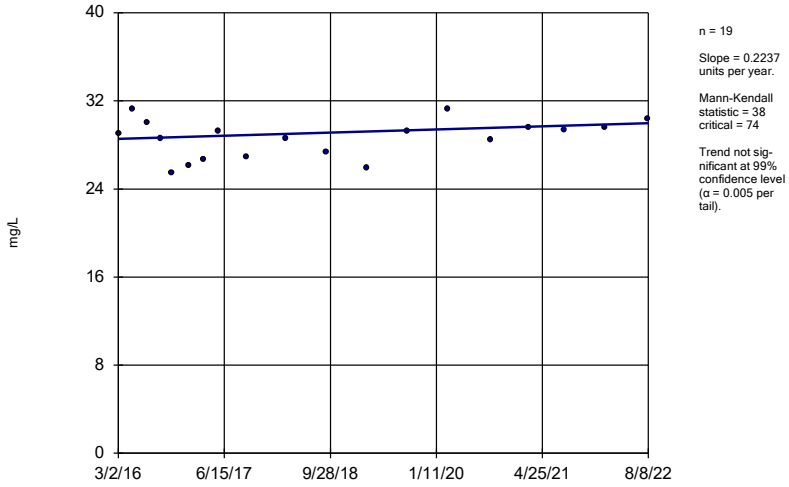

n = 19

Slope = 0.2237 units per year.

Mann-Kendall statistic = 38 critical = 74

Trend not significant at 99% confidence level (α = 0.005 per tail).

Constituent: Calcium Analysis Run 5/1/2026 5:15 PM View: Appendix III Trend Tests - PL Exceedances

Plant Bowen Client: Southern Company Data: Bowen LF 3-8

Sanitas™ v.10.1.06e Software licensed to Groundwater Stats Consulting. UG

Sen's Slope Estimator

GWA-53R (bg)

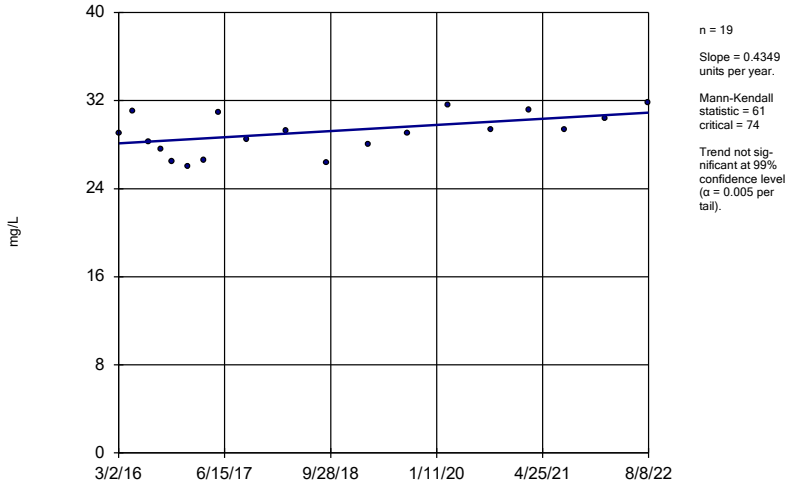

n = 19

Slope = 0.4349 units per year.

Mann-Kendall statistic = 61 critical = 74

Trend not significant at 99% confidence level (α = 0.005 per tail).

Constituent: Calcium Analysis Run 5/1/2026 5:15 PM View: Appendix III Trend Tests - PL Exceedances

Plant Bowen Client: Southern Company Data: Bowen LF 3-8

Sanitas™ v.10.1.06e Software licensed to Groundwater Stats Consulting. UG

Sen's Slope Estimator

GWA-54 (bg)

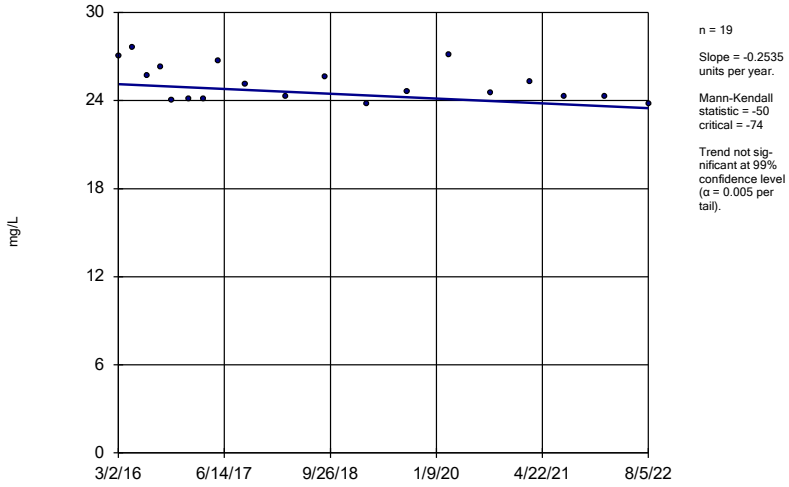

n = 19

Slope = -0.2535 units per year.

Mann-Kendall statistic = -50 critical = -74

Trend not significant at 99% confidence level (α = 0.005 per tail).

Constituent: Calcium Analysis Run 5/1/2026 5:15 PM View: Appendix III Trend Tests - PL Exceedances

Plant Bowen Client: Southern Company Data: Bowen LF 3-8

Sanitas™ v.10.1.06e Software licensed to Groundwater Stats Consulting. UG

Sen's Slope Estimator

GWA-55 (bg)

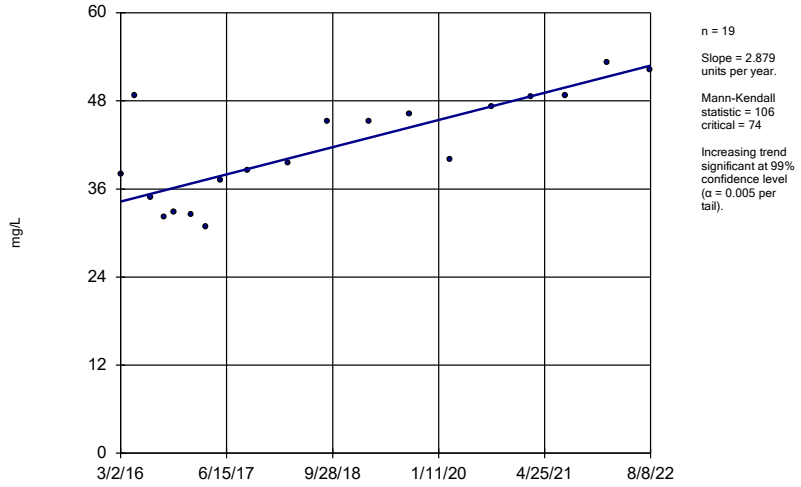

n = 19

Slope = 2.879 units per year.

Mann-Kendall statistic = 106 critical = 74

Increasing trend significant at 99% confidence level (α = 0.005 per tail).

Constituent: Calcium Analysis Run 5/1/2026 5:15 PM View: Appendix III Trend Tests - PL Exceedances

Plant Bowen Client: Southern Company Data: Bowen LF 3-8

Sanitas™ v.10.1.06e Software licensed to Groundwater Stats Consulting. UG

Sen's Slope Estimator

GWA-55R (bg)

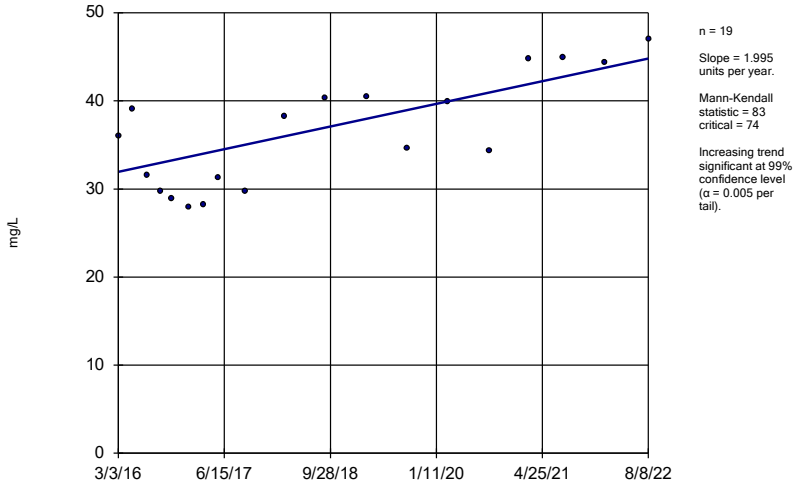

n = 19

Slope = 1.995 units per year.

Mann-Kendall statistic = 83 critical = 74

Increasing trend significant at 99% confidence level (α = 0.005 per tail).

Constituent: Calcium Analysis Run 5/1/2026 5:15 PM View: Appendix III Trend Tests - PL Exceedances

Plant Bowen Client: Southern Company Data: Bowen LF 3-8

Sanitas™ v.10.1.06e Software licensed to Groundwater Stats Consulting. UG

Sen's Slope Estimator

GWA-56 (bg)

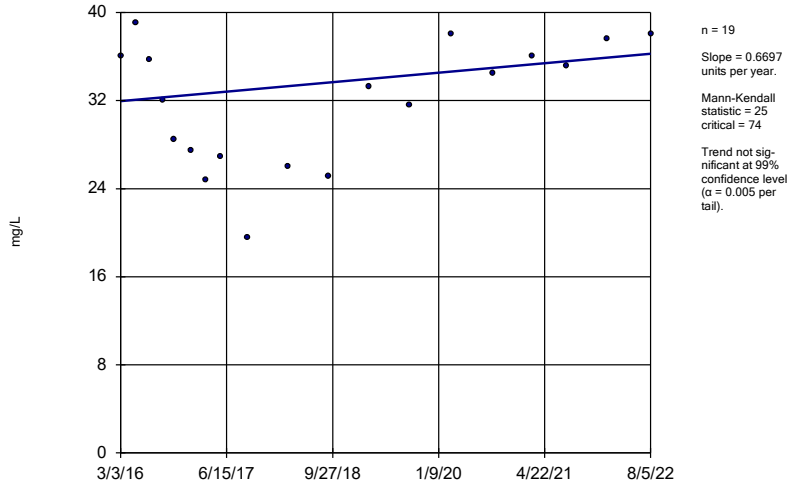

n = 19

Slope = 0.6697 units per year.

Mann-Kendall statistic = 25 critical = 74

Trend not significant at 99% confidence level (α = 0.005 per tail).

Constituent: Calcium Analysis Run 5/1/2026 5:15 PM View: Appendix III Trend Tests - PL Exceedances

Plant Bowen Client: Southern Company Data: Bowen LF 3-8

Sanitas™ v.10.1.06e Software licensed to Groundwater Stats Consulting. UG

Sen's Slope Estimator

GWC-23R

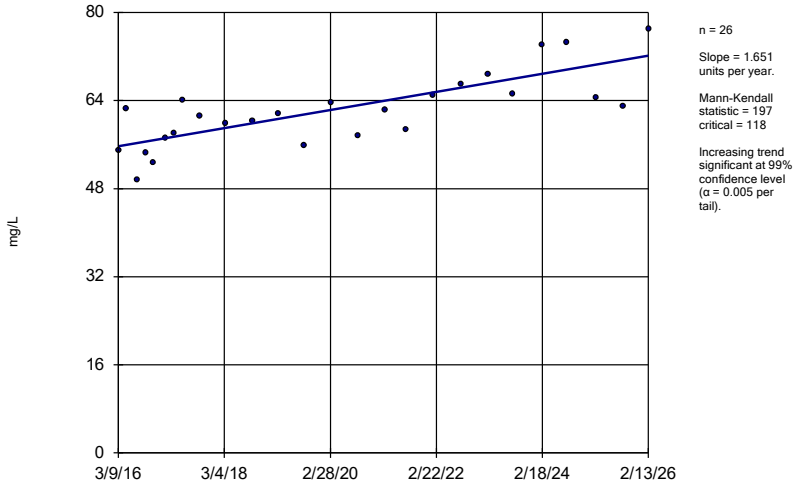

n = 26

Slope = 1.651 units per year.

Mann-Kendall statistic = 197 critical = 118

Increasing trend significant at 99% confidence level (α = 0.005 per tail).

Constituent: Calcium Analysis Run 5/1/2026 5:15 PM View: Appendix III Trend Tests - PL Exceedances

Plant Bowen Client: Southern Company Data: Bowen LF 3-8

Sanitas™ v.10.1.06e Software licensed to Groundwater Stats Consulting. UG

Sen's Slope Estimator

GWC-26

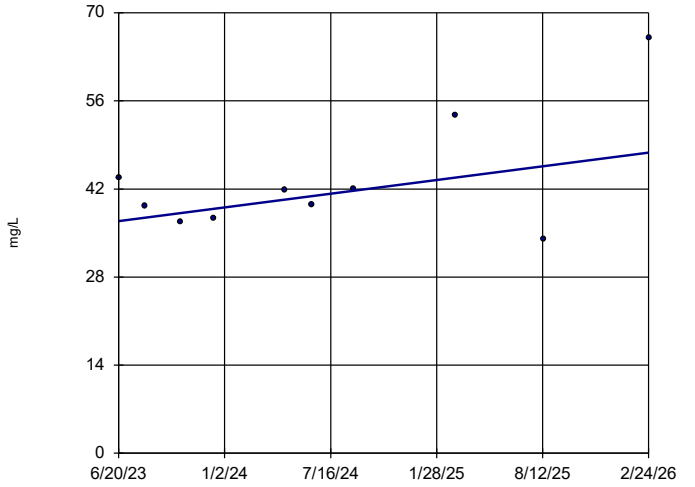

n = 10

Slope = 4.039 units per year.

Mann-Kendall statistic = 11
critical = 30

Trend not significant at 99% confidence level (α = 0.005 per tail).

Constituent: Calcium Analysis Run 5/1/2026 5:15 PM View: Appendix III Trend Tests - PL Exceedances
Plant Bowen Client: Southern Company Data: Bowen LF 3-8

Sanitas™ v.10.1.06e Software licensed to Groundwater Stats Consulting. UG

Sen's Slope Estimator

GWC-27

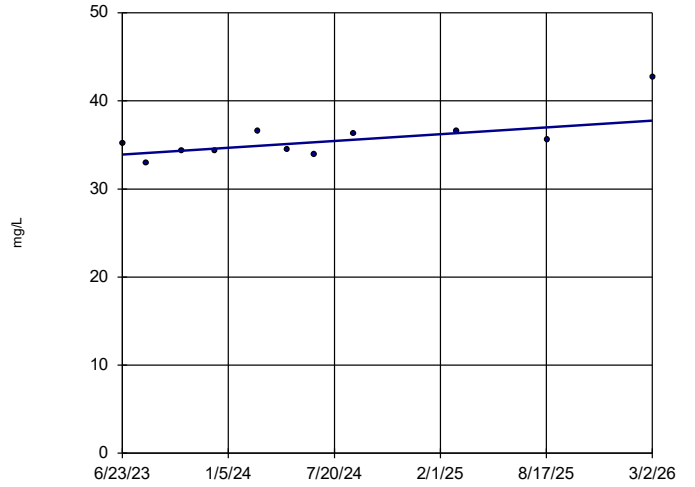

n = 11

Slope = 1.43 units per year.

Mann-Kendall statistic = 27
critical = 34

Trend not significant at 99% confidence level (α = 0.005 per tail).

Constituent: Calcium Analysis Run 5/1/2026 5:15 PM View: Appendix III Trend Tests - PL Exceedances
Plant Bowen Client: Southern Company Data: Bowen LF 3-8

Sanitas™ v.10.1.06e Software licensed to Groundwater Stats Consulting. UG

Sen's Slope Estimator

GWA-1 (bg)

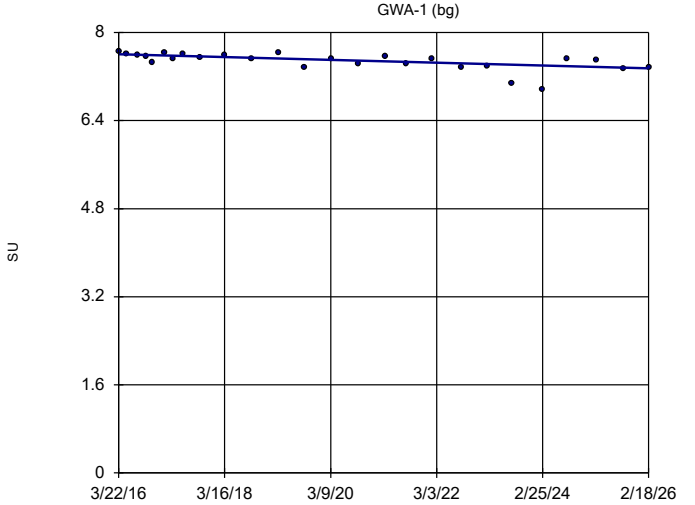

n = 26

Slope = -0.02607 units per year.

Mann-Kendall statistic = -181
critical = -118

Decreasing trend significant at 99% confidence level (α = 0.005 per tail).

Constituent: pH, Field Analysis Run 5/1/2026 5:15 PM View: Appendix III Trend Tests - PL Exceedances
Plant Bowen Client: Southern Company Data: Bowen LF 3-8

Sanitas™ v.10.1.06e Software licensed to Groundwater Stats Consulting. UG

Sen's Slope Estimator

GWA-2 (bg)

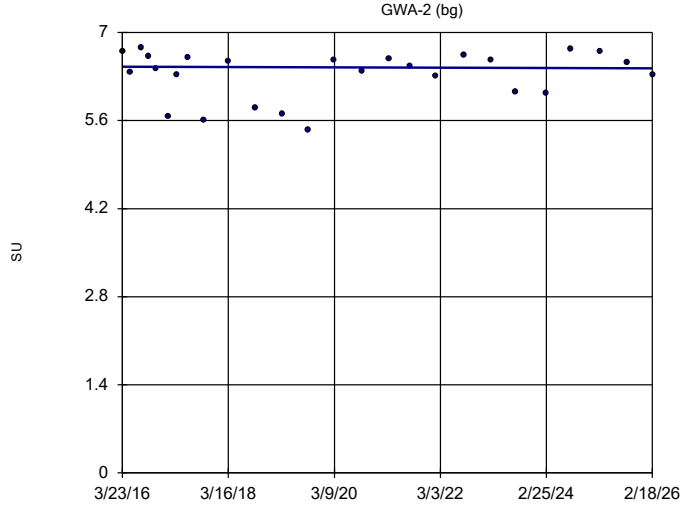

n = 26

Slope = -0.002491 units per year.

Mann-Kendall statistic = -4
critical = -118

Trend not significant at 99% confidence level (α = 0.005 per tail).

Constituent: pH, Field Analysis Run 5/1/2026 5:15 PM View: Appendix III Trend Tests - PL Exceedances
Plant Bowen Client: Southern Company Data: Bowen LF 3-8

Sanitas™ v.10.1.06e Software licensed to Groundwater Stats Consulting. UG

Sen's Slope Estimator

GWA-2R (bg)

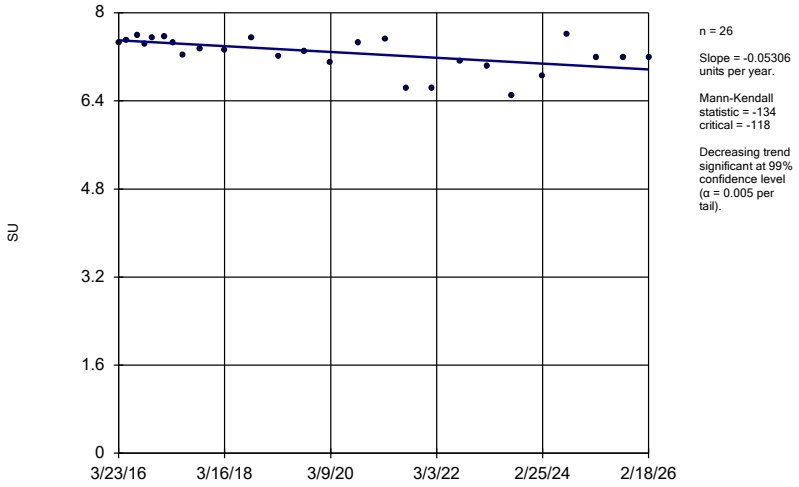

n = 26

Slope = -0.05306 units per year.

Mann-Kendall statistic = -134
critical = -118

Decreasing trend significant at 99% confidence level (α = 0.005 per tail).

Constituent: pH, Field Analysis Run 5/1/2026 5:15 PM View: Appendix III Trend Tests - PL Exceedances
Plant Bowen Client: Southern Company Data: Bowen LF 3-8

Sanitas™ v.10.1.06e Software licensed to Groundwater Stats Consulting. UG

Sen's Slope Estimator

GWA-3A (bg)

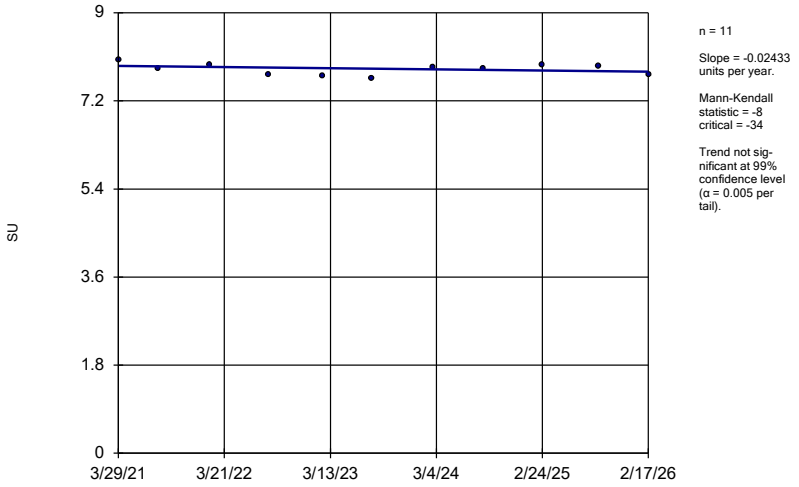

n = 11

Slope = -0.02433 units per year.

Mann-Kendall statistic = -8
critical = -34

Trend not significant at 99% confidence level (α = 0.005 per tail).

Constituent: pH, Field Analysis Run 5/1/2026 5:15 PM View: Appendix III Trend Tests - PL Exceedances
Plant Bowen Client: Southern Company Data: Bowen LF 3-8

Sanitas™ v.10.1.06e Software licensed to Groundwater Stats Consulting. UG

Sen's Slope Estimator

GWA-4RZ (bg)

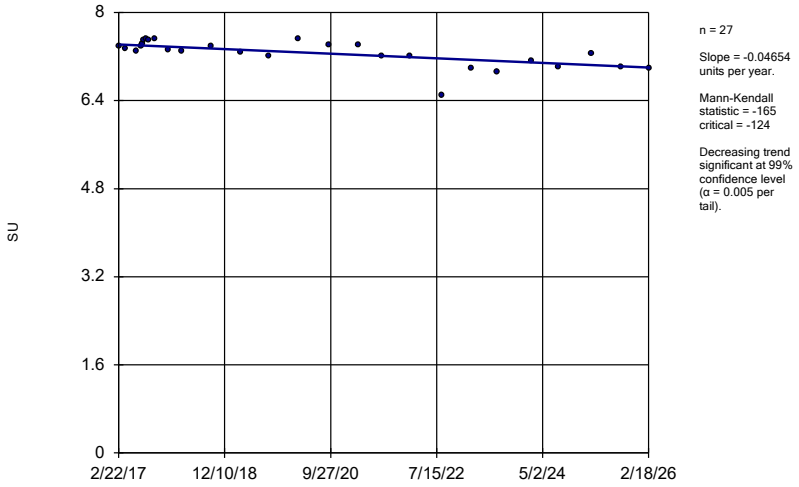

n = 27

Slope = -0.04654 units per year.

Mann-Kendall statistic = -165
critical = -124

Decreasing trend significant at 99% confidence level (α = 0.005 per tail).

Constituent: pH, Field Analysis Run 5/1/2026 5:15 PM View: Appendix III Trend Tests - PL Exceedances
Plant Bowen Client: Southern Company Data: Bowen LF 3-8

Sanitas™ v.10.1.06e Software licensed to Groundwater Stats Consulting. UG

Sen's Slope Estimator

GWA-39RZ (bg)

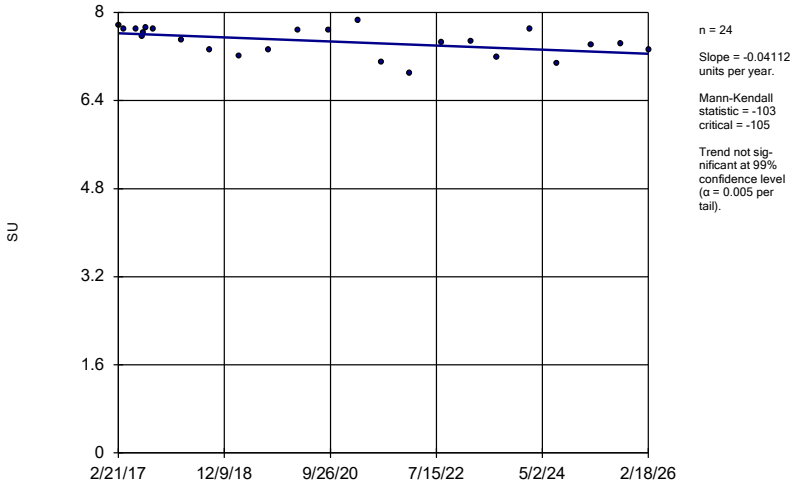

n = 24

Slope = -0.04112 units per year.

Mann-Kendall statistic = -103
critical = -105

Trend not significant at 99% confidence level (α = 0.005 per tail).

Constituent: pH, Field Analysis Run 5/1/2026 5:15 PM View: Appendix III Trend Tests - PL Exceedances
Plant Bowen Client: Southern Company Data: Bowen LF 3-8

Sanitas™ v.10.1.06e Software licensed to Groundwater Stats Consulting. UG

Sen's Slope Estimator

GWA-39Z (bg)

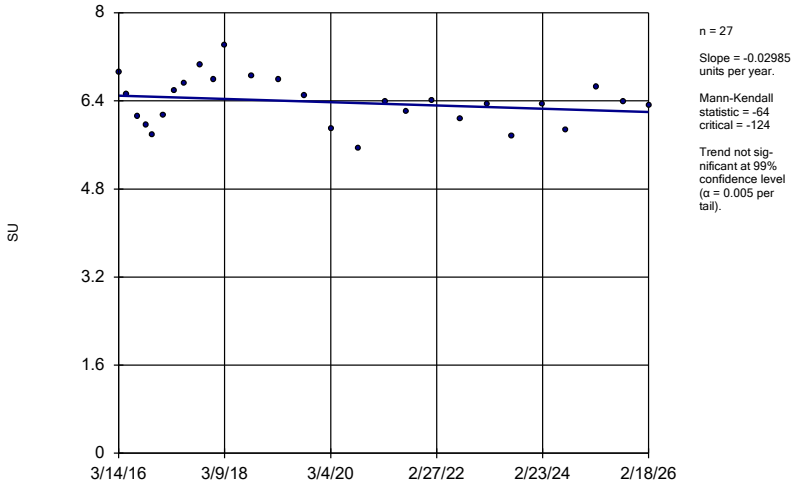

n = 27

Slope = -0.02985 units per year.

Mann-Kendall statistic = -64
critical = -124

Trend not significant at 99% confidence level (α = 0.005 per tail).

Constituent: pH, Field Analysis Run 5/1/2026 5:15 PM View: Appendix III Trend Tests - PL Exceedances
Plant Bowen Client: Southern Company Data: Bowen LF 3-8

Sanitas™ v.10.1.06e Software licensed to Groundwater Stats Consulting. UG

Sen's Slope Estimator

GWA-40 (bg)

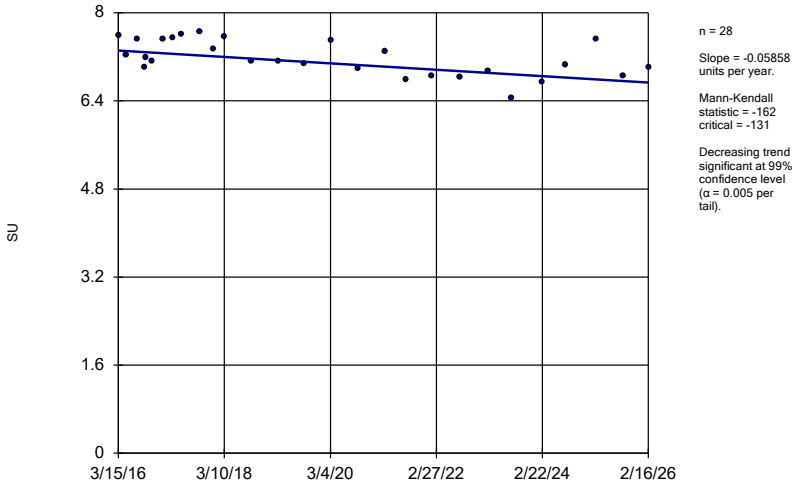

n = 28

Slope = -0.05858 units per year.

Mann-Kendall statistic = -162
critical = -131

Decreasing trend significant at 99% confidence level (α = 0.005 per tail).

Constituent: pH, Field Analysis Run 5/1/2026 5:15 PM View: Appendix III Trend Tests - PL Exceedances
Plant Bowen Client: Southern Company Data: Bowen LF 3-8

Sanitas™ v.10.1.06e Software licensed to Groundwater Stats Consulting. UG

Sen's Slope Estimator

GWA-41 (bg)

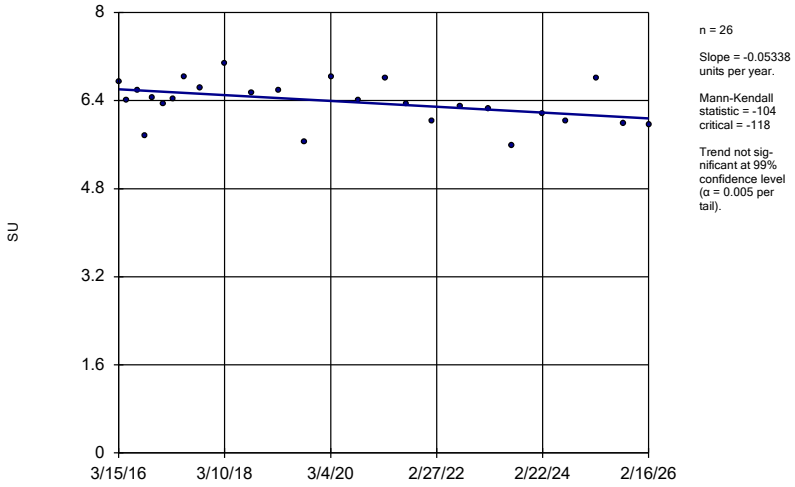

n = 26

Slope = -0.05338 units per year.

Mann-Kendall statistic = -104
critical = -118

Trend not significant at 99% confidence level (α = 0.005 per tail).

Constituent: pH, Field Analysis Run 5/1/2026 5:15 PM View: Appendix III Trend Tests - PL Exceedances
Plant Bowen Client: Southern Company Data: Bowen LF 3-8

Sanitas™ v.10.1.06e Software licensed to Groundwater Stats Consulting. UG

Sen's Slope Estimator

GWA-41R (bg)

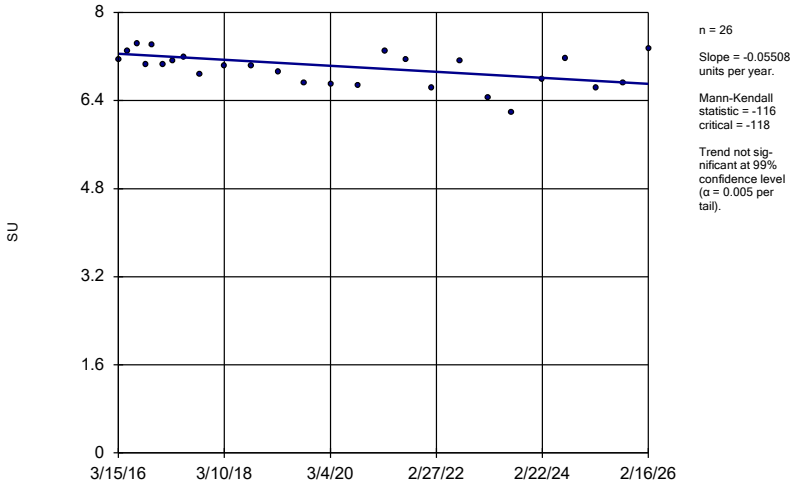

n = 26

Slope = -0.05508 units per year.

Mann-Kendall statistic = -116
critical = -118

Trend not significant at 99% confidence level (α = 0.005 per tail).

Constituent: pH, Field Analysis Run 5/1/2026 5:15 PM View: Appendix III Trend Tests - PL Exceedances
Plant Bowen Client: Southern Company Data: Bowen LF 3-8

Sanitas™ v.10.1.06e Software licensed to Groundwater Stats Consulting. UG

Sen's Slope Estimator

GWA-42 (bg)

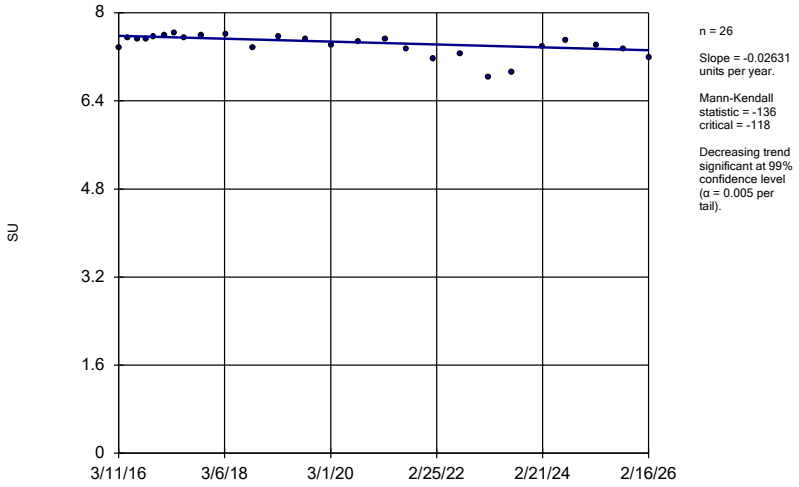

n = 26

Slope = -0.02631 units per year.

Mann-Kendall statistic = -136
critical = -118

Decreasing trend significant at 99% confidence level (α = 0.005 per tail).

Constituent: pH, Field Analysis Run 5/1/2026 5:15 PM View: Appendix III Trend Tests - PL Exceedances
Plant Bowen Client: Southern Company Data: Bowen LF 3-8

Sanitas™ v.10.1.06e Software licensed to Groundwater Stats Consulting. UG

Sen's Slope Estimator

GWA-43 (bg)

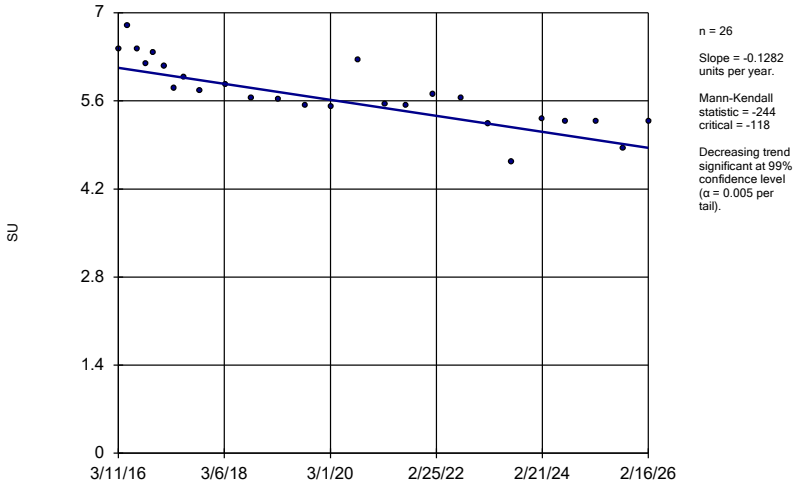

n = 26

Slope = -0.1282 units per year.

Mann-Kendall statistic = -244
critical = -118

Decreasing trend significant at 99% confidence level (α = 0.005 per tail).

Constituent: pH, Field Analysis Run 5/1/2026 5:15 PM View: Appendix III Trend Tests - PL Exceedances
Plant Bowen Client: Southern Company Data: Bowen LF 3-8

Sanitas™ v.10.1.06e Software licensed to Groundwater Stats Consulting. UG

Sen's Slope Estimator

GWA-43R (bg)

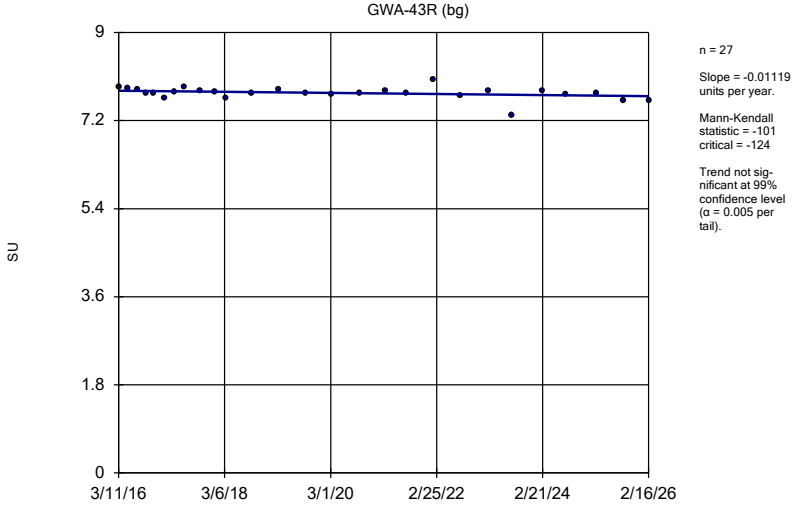

n = 27

Slope = -0.01119 units per year.

Mann-Kendall statistic = -101
critical = -124

Trend not significant at 99% confidence level (α = 0.005 per tail).

Constituent: pH, Field Analysis Run 5/1/2026 5:15 PM View: Appendix III Trend Tests - PL Exceedances
Plant Bowen Client: Southern Company Data: Bowen LF 3-8

Sanitas™ v.10.1.06e Software licensed to Groundwater Stats Consulting. UG

Sen's Slope Estimator

GWA-50 (bg)

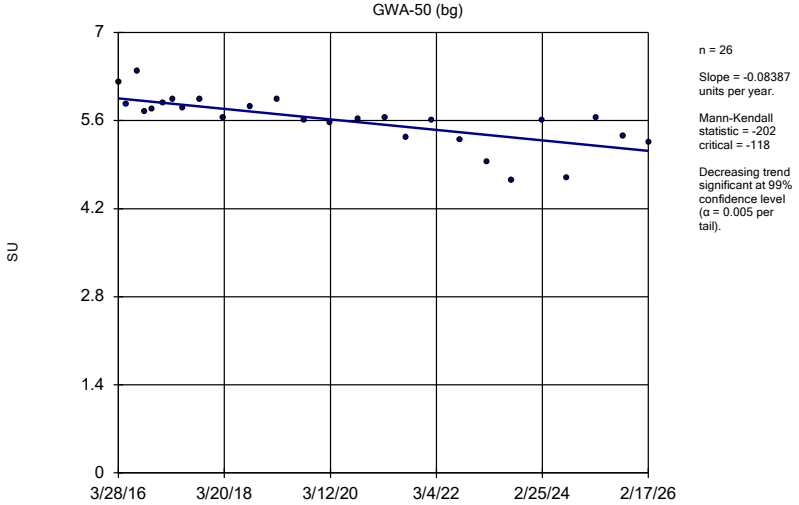

n = 26

Slope = -0.08387 units per year.

Mann-Kendall statistic = -202
critical = -118

Decreasing trend significant at 99% confidence level (α = 0.005 per tail).

Constituent: pH, Field Analysis Run 5/1/2026 5:15 PM View: Appendix III Trend Tests - PL Exceedances
Plant Bowen Client: Southern Company Data: Bowen LF 3-8

Sanitas™ v.10.1.06e Software licensed to Groundwater Stats Consulting. UG

Sen's Slope Estimator

GWA-50R (bg)

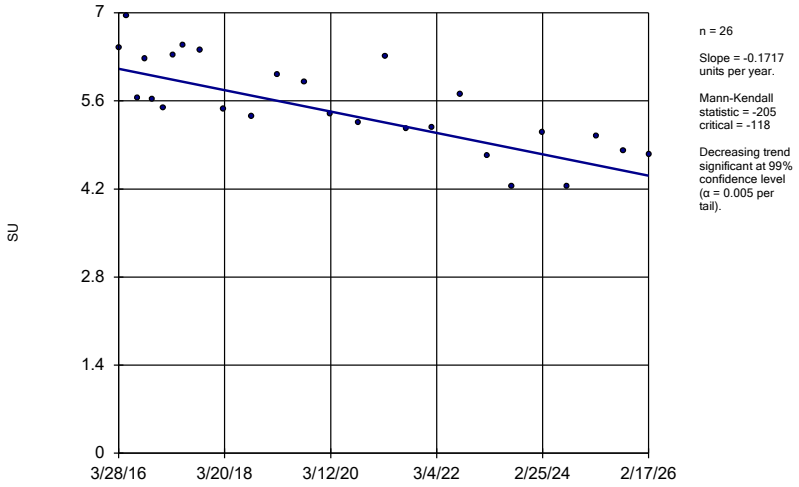

n = 26

Slope = -0.1717 units per year.

Mann-Kendall statistic = -205
critical = -118

Decreasing trend significant at 99% confidence level (α = 0.005 per tail).

Constituent: pH, Field Analysis Run 5/1/2026 5:15 PM View: Appendix III Trend Tests - PL Exceedances
Plant Bowen Client: Southern Company Data: Bowen LF 3-8

Sanitas™ v.10.1.06e Software licensed to Groundwater Stats Consulting. UG

Sen's Slope Estimator

GWA-51RZ (bg)

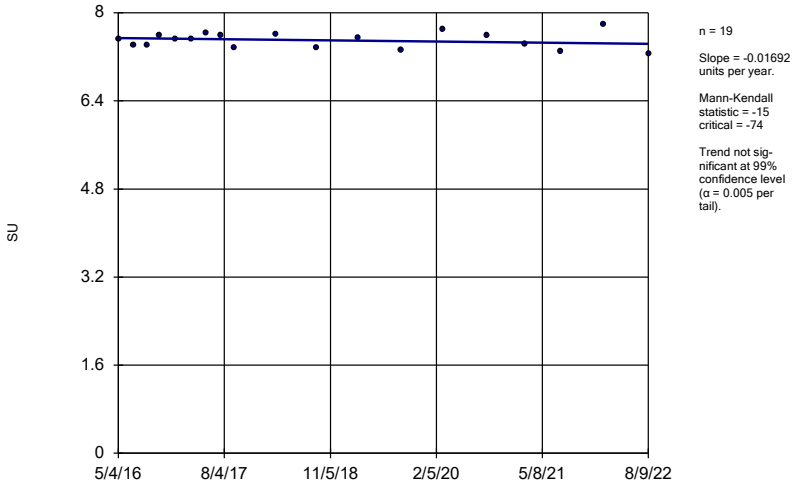

n = 19

Slope = -0.01692 units per year.

Mann-Kendall statistic = -15
critical = -74

Trend not significant at 99% confidence level (α = 0.005 per tail).

Constituent: pH, Field Analysis Run 5/1/2026 5:16 PM View: Appendix III Trend Tests - PL Exceedances
Plant Bowen Client: Southern Company Data: Bowen LF 3-8

Sanitas™ v.10.1.06e Software licensed to Groundwater Stats Consulting. UG

Sen's Slope Estimator

GWA-52 (bg)

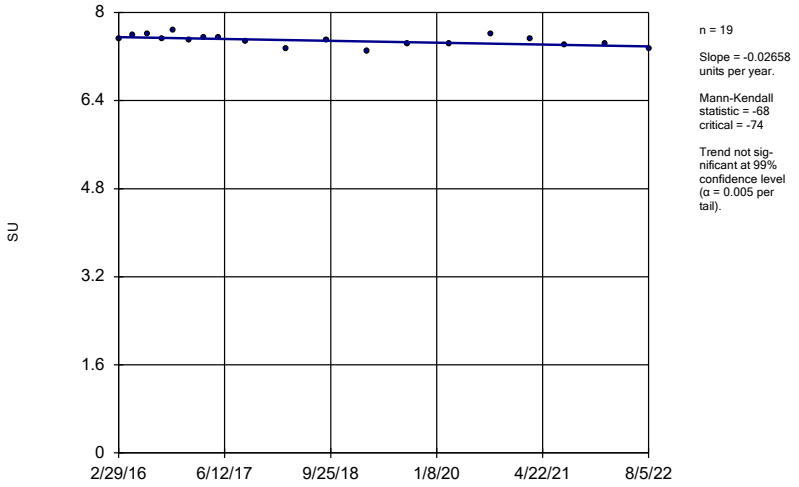

n = 19

Slope = -0.02658 units per year.

Mann-Kendall statistic = -68
critical = -74

Trend not significant at 99% confidence level (α = 0.005 per tail).

Constituent: pH, Field Analysis Run 5/1/2026 5:16 PM View: Appendix III Trend Tests - PL Exceedances
Plant Bowen Client: Southern Company Data: Bowen LF 3-8

Sanitas™ v.10.1.06e Software licensed to Groundwater Stats Consulting. UG

Sen's Slope Estimator

GWA-53 (bg)

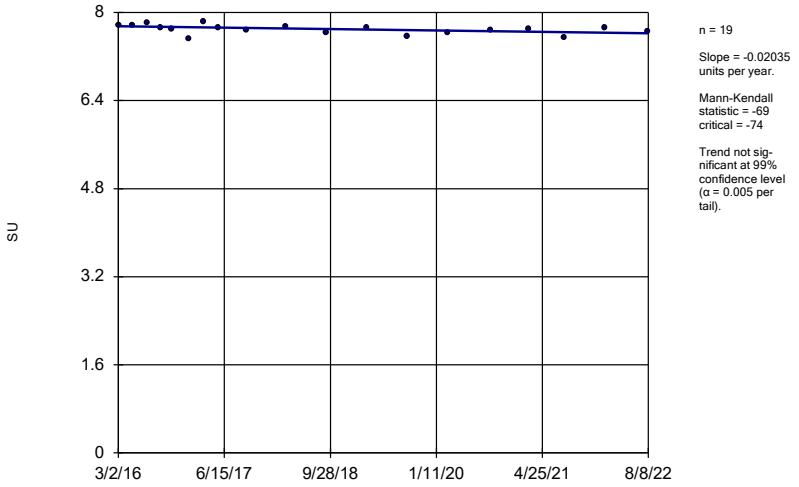

n = 19

Slope = -0.02035 units per year.

Mann-Kendall statistic = -69
critical = -74

Trend not significant at 99% confidence level (α = 0.005 per tail).

Constituent: pH, Field Analysis Run 5/1/2026 5:16 PM View: Appendix III Trend Tests - PL Exceedances
Plant Bowen Client: Southern Company Data: Bowen LF 3-8

Sanitas™ v.10.1.06e Software licensed to Groundwater Stats Consulting. UG

Sen's Slope Estimator

GWA-53R (bg)

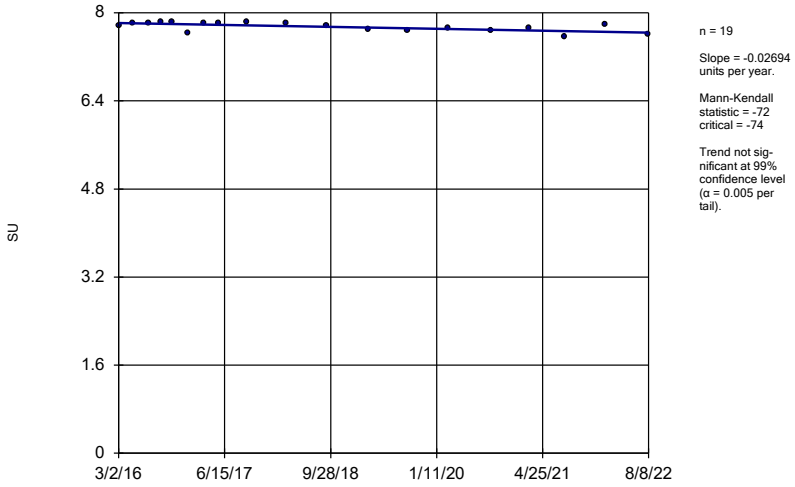

n = 19

Slope = -0.02694 units per year.

Mann-Kendall statistic = -72
critical = -74

Trend not significant at 99% confidence level (α = 0.005 per tail).

Constituent: pH, Field Analysis Run 5/1/2026 5:16 PM View: Appendix III Trend Tests - PL Exceedances
Plant Bowen Client: Southern Company Data: Bowen LF 3-8

Sanitas™ v.10.1.06e Software licensed to Groundwater Stats Consulting. UG

Sen's Slope Estimator

GWA-54 (bg)

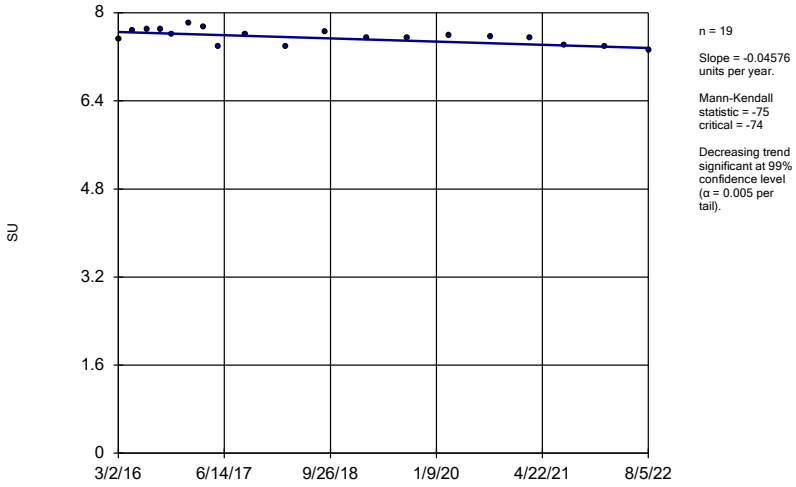

n = 19

Slope = -0.04576 units per year.

Mann-Kendall statistic = -75
critical = -74

Decreasing trend significant at 99% confidence level (α = 0.005 per tail).

Constituent: pH, Field Analysis Run 5/1/2026 5:16 PM View: Appendix III Trend Tests - PL Exceedances
Plant Bowen Client: Southern Company Data: Bowen LF 3-8

Sanitas™ v.10.1.06e Software licensed to Groundwater Stats Consulting. UG

Sen's Slope Estimator

GWA-55 (bg)

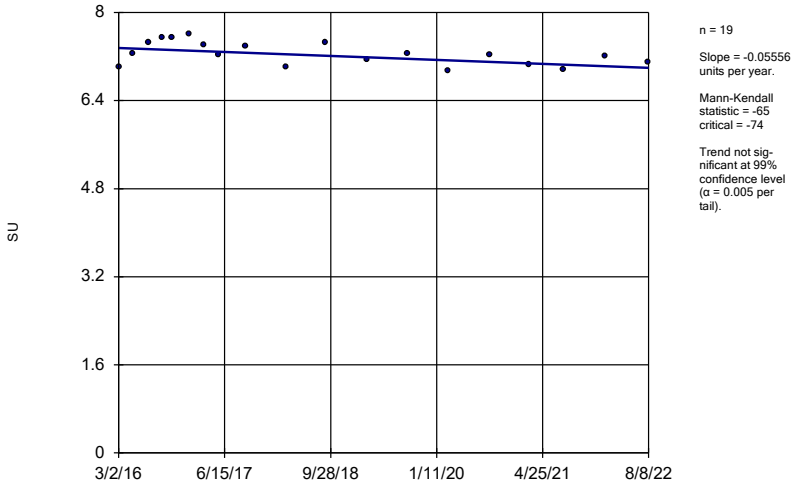

n = 19

Slope = -0.05556 units per year.

Mann-Kendall statistic = -65
critical = -74

Trend not significant at 99% confidence level (α = 0.005 per tail).

Constituent: pH, Field Analysis Run 5/1/2026 5:16 PM View: Appendix III Trend Tests - PL Exceedances
Plant Bowen Client: Southern Company Data: Bowen LF 3-8

Sanitas™ v.10.1.06e Software licensed to Groundwater Stats Consulting. UG

Sen's Slope Estimator

GWA-55R (bg)

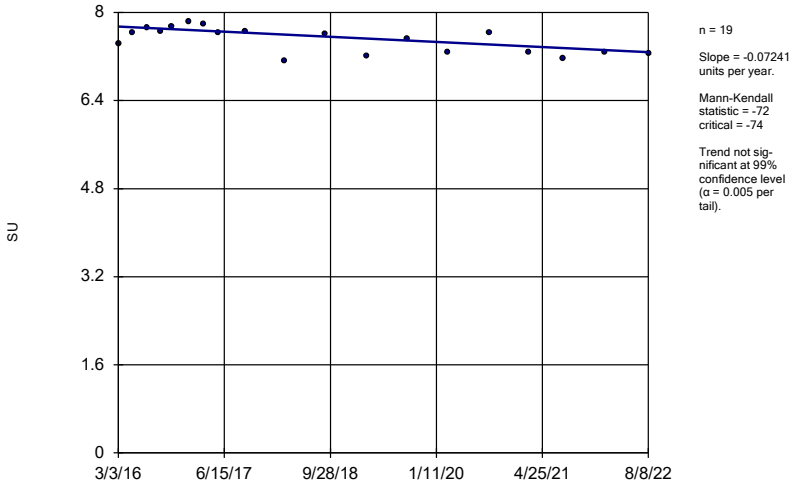

n = 19

Slope = -0.07241 units per year.

Mann-Kendall statistic = -72
critical = -74

Trend not significant at 99% confidence level (α = 0.005 per tail).

Constituent: pH, Field Analysis Run 5/1/2026 5:16 PM View: Appendix III Trend Tests - PL Exceedances
Plant Bowen Client: Southern Company Data: Bowen LF 3-8

Sanitas™ v.10.1.06e Software licensed to Groundwater Stats Consulting. UG

Sen's Slope Estimator

GWA-56 (bg)

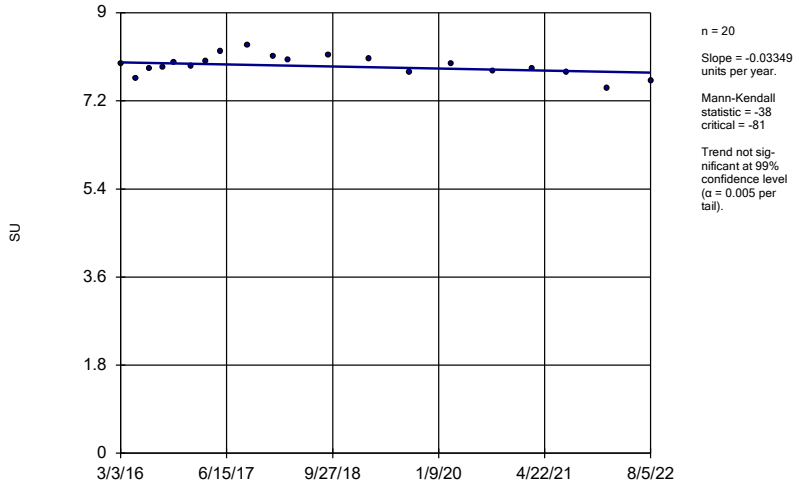

n = 20

Slope = -0.03349 units per year.

Mann-Kendall statistic = -38 critical = -81

Trend not significant at 99% confidence level (α = 0.005 per tail).

Constituent: pH, Field Analysis Run 5/1/2026 5:16 PM View: Appendix III Trend Tests - PL Exceedances

Plant Bowen Client: Southern Company Data: Bowen LF 3-8

Sanitas™ v.10.1.06e Software licensed to Groundwater Stats Consulting. UG

Sen's Slope Estimator

GWC-38

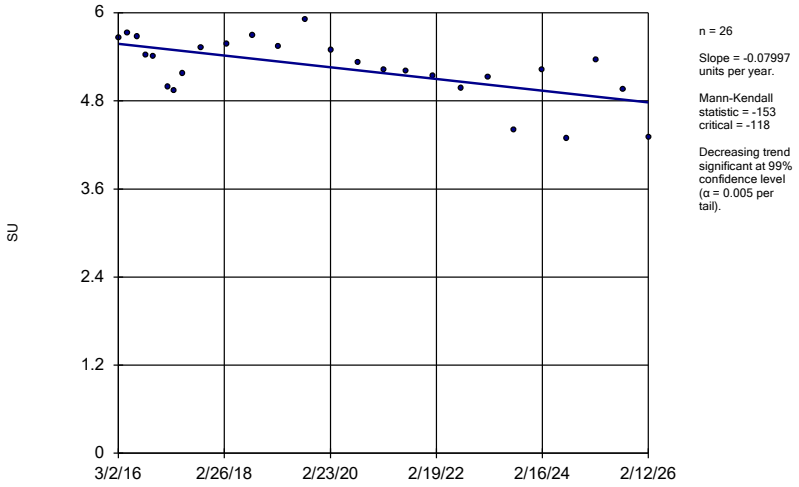

n = 26

Slope = -0.07997 units per year.

Mann-Kendall statistic = -153 critical = -118

Decreasing trend significant at 99% confidence level (α = 0.005 per tail).

Constituent: pH, Field Analysis Run 5/1/2026 5:16 PM View: Appendix III Trend Tests - PL Exceedances

Plant Bowen Client: Southern Company Data: Bowen LF 3-8

Sanitas™ v.10.1.06e Software licensed to Groundwater Stats Consulting. UG

Sen's Slope Estimator

GWA-1 (bg)

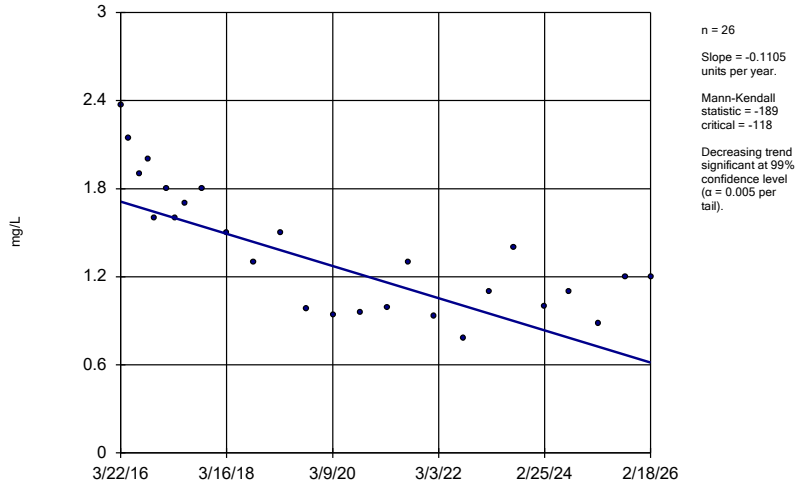

n = 26

Slope = -0.1105 units per year.

Mann-Kendall statistic = -189 critical = -118

Decreasing trend significant at 99% confidence level (α = 0.005 per tail).

Constituent: Sulfate Analysis Run 5/1/2026 5:16 PM View: Appendix III Trend Tests - PL Exceedances

Plant Bowen Client: Southern Company Data: Bowen LF 3-8

Sanitas™ v.10.1.06e Software licensed to Groundwater Stats Consulting. UG

Sen's Slope Estimator

GWA-2 (bg)

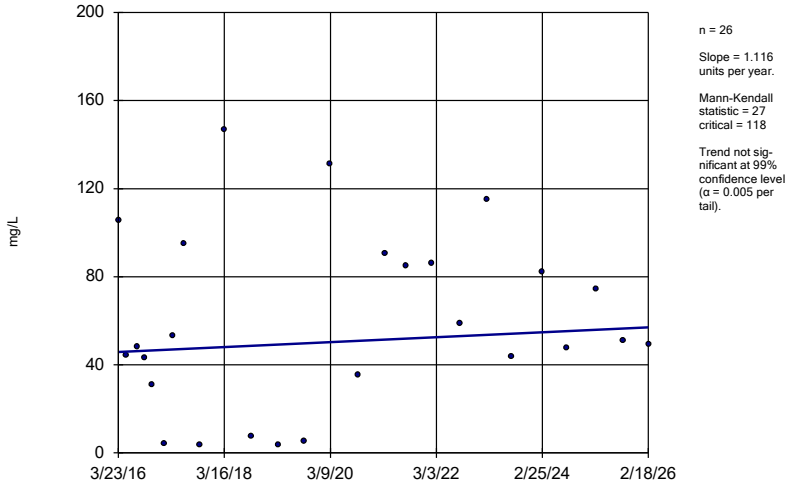

n = 26

Slope = 1.116 units per year.

Mann-Kendall statistic = 27 critical = 118

Trend not significant at 99% confidence level (α = 0.005 per tail).

Constituent: Sulfate Analysis Run 5/1/2026 5:16 PM View: Appendix III Trend Tests - PL Exceedances

Plant Bowen Client: Southern Company Data: Bowen LF 3-8

Sanitas™ v.10.1.06e Software licensed to Groundwater Stats Consulting. UG

Sen's Slope Estimator

GWA-2R (bg)

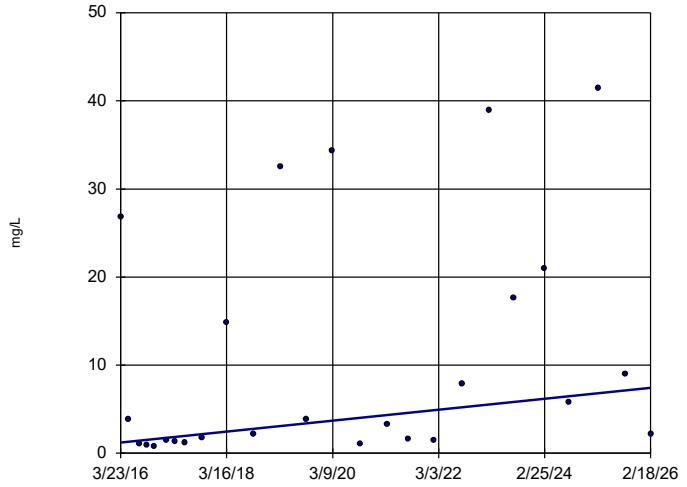

n = 26

Slope = 0.6273 units per year.

Mann-Kendall statistic = 107
critical = 118

Trend not significant at 99% confidence level (α = 0.005 per tail).

Constituent: Sulfate Analysis Run 5/1/2026 5:16 PM View: Appendix III Trend Tests - PL Exceedances
Plant Bowen Client: Southern Company Data: Bowen LF 3-8

Sanitas™ v.10.1.06e Software licensed to Groundwater Stats Consulting. UG

Sen's Slope Estimator

GWA-3A (bg)

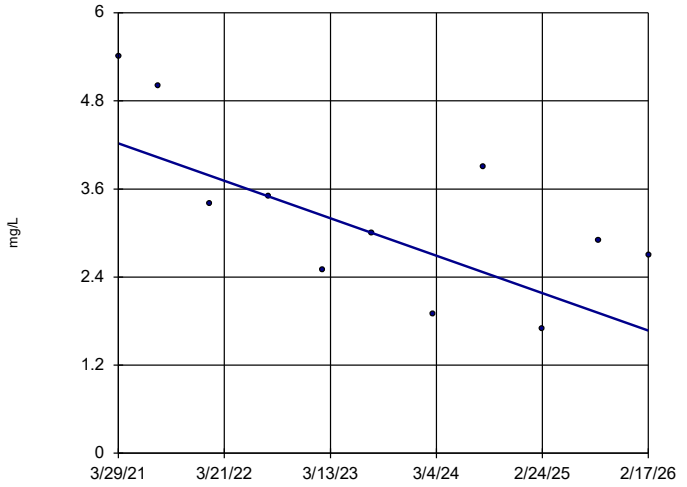

n = 11

Slope = -0.5214 units per year.

Mann-Kendall statistic = -29
critical = -34

Trend not significant at 99% confidence level (α = 0.005 per tail).

Constituent: Sulfate Analysis Run 5/1/2026 5:16 PM View: Appendix III Trend Tests - PL Exceedances
Plant Bowen Client: Southern Company Data: Bowen LF 3-8

Sanitas™ v.10.1.06e Software licensed to Groundwater Stats Consulting. UG

Sen's Slope Estimator

GWA-4RZ (bg)

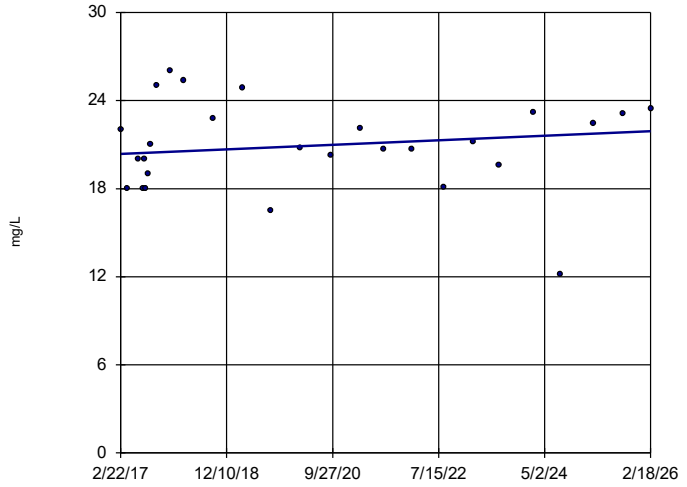

n = 27

Slope = 0.1724 units per year.

Mann-Kendall statistic = 48
critical = 124

Trend not significant at 99% confidence level (α = 0.005 per tail).

Constituent: Sulfate Analysis Run 5/1/2026 5:16 PM View: Appendix III Trend Tests - PL Exceedances
Plant Bowen Client: Southern Company Data: Bowen LF 3-8

Sanitas™ v.10.1.06e Software licensed to Groundwater Stats Consulting. UG

Sen's Slope Estimator

GWA-39RZ (bg)

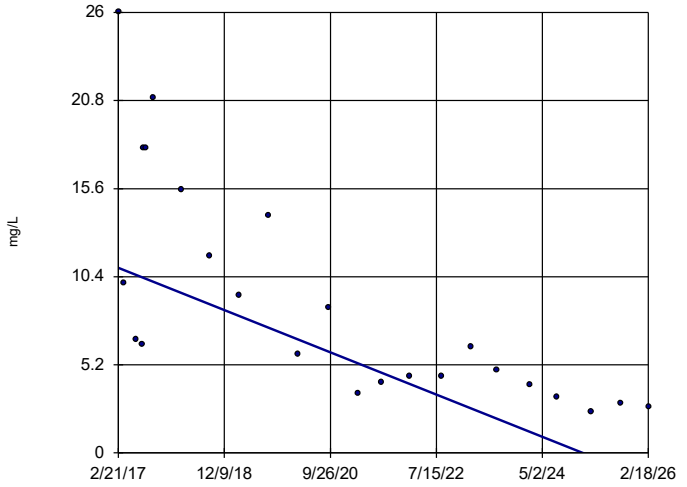

n = 24

Slope = -1.386 units per year.

Mann-Kendall statistic = -186
critical = -105

Decreasing trend significant at 99% confidence level (α = 0.005 per tail).

Constituent: Sulfate Analysis Run 5/1/2026 5:16 PM View: Appendix III Trend Tests - PL Exceedances
Plant Bowen Client: Southern Company Data: Bowen LF 3-8

Sanitas™ v.10.1.06e Software licensed to Groundwater Stats Consulting. UG

Sen's Slope Estimator

GWA-39Z (bg)

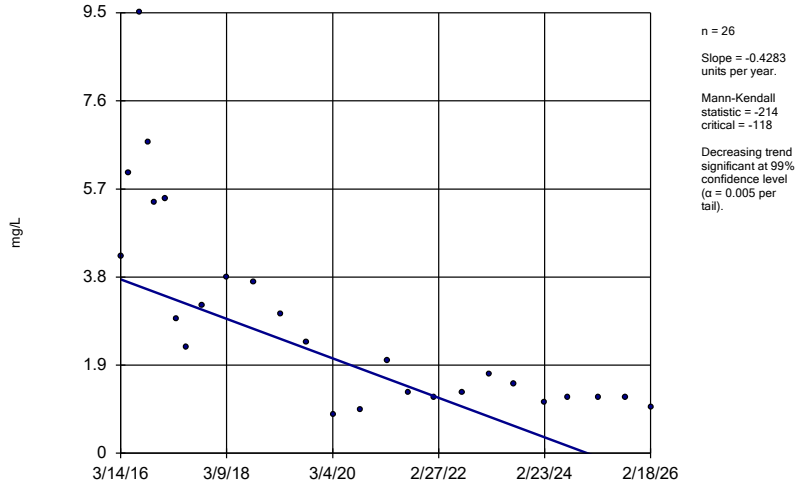

n = 26

Slope = -0.4283 units per year.

Mann-Kendall statistic = -214 critical = -118

Decreasing trend significant at 99% confidence level (α = 0.005 per tail).

Constituent: Sulfate Analysis Run 5/1/2026 5:16 PM View: Appendix III Trend Tests - PL Exceedances

Plant Bowen Client: Southern Company Data: Bowen LF 3-8

Sanitas™ v.10.1.06e Software licensed to Groundwater Stats Consulting. UG

Sen's Slope Estimator

GWA-40 (bg)

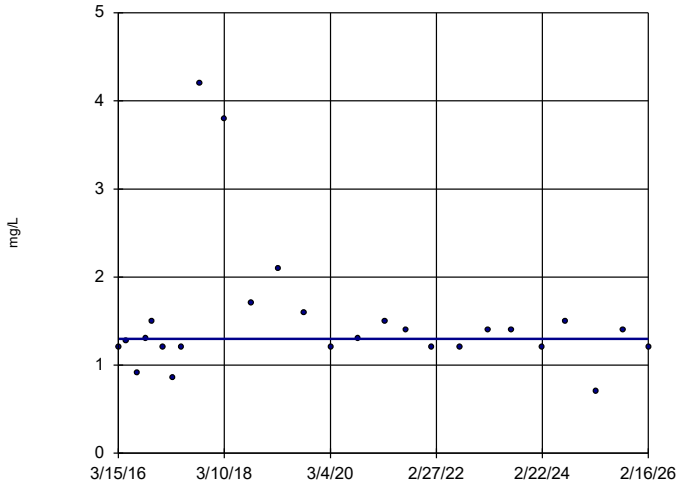

n = 26

Slope = 0 units per year.

Mann-Kendall statistic = -18 critical = -118

Trend not significant at 99% confidence level (α = 0.005 per tail).

Constituent: Sulfate Analysis Run 5/1/2026 5:16 PM View: Appendix III Trend Tests - PL Exceedances

Plant Bowen Client: Southern Company Data: Bowen LF 3-8

Sanitas™ v.10.1.06e Software licensed to Groundwater Stats Consulting. UG

Sen's Slope Estimator

GWA-41 (bg)

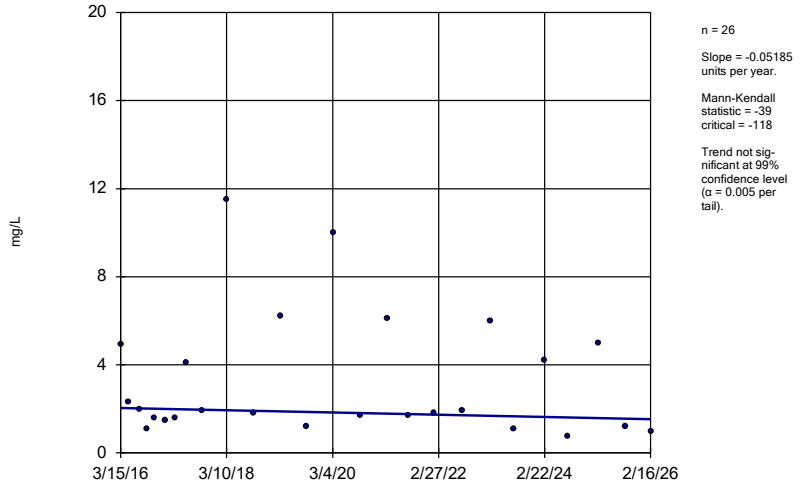

n = 26

Slope = -0.05185 units per year.

Mann-Kendall statistic = -39 critical = -118

Trend not significant at 99% confidence level (α = 0.005 per tail).

Constituent: Sulfate Analysis Run 5/1/2026 5:16 PM View: Appendix III Trend Tests - PL Exceedances

Plant Bowen Client: Southern Company Data: Bowen LF 3-8

Sanitas™ v.10.1.06e Software licensed to Groundwater Stats Consulting. UG

Sen's Slope Estimator

GWA-41R (bg)

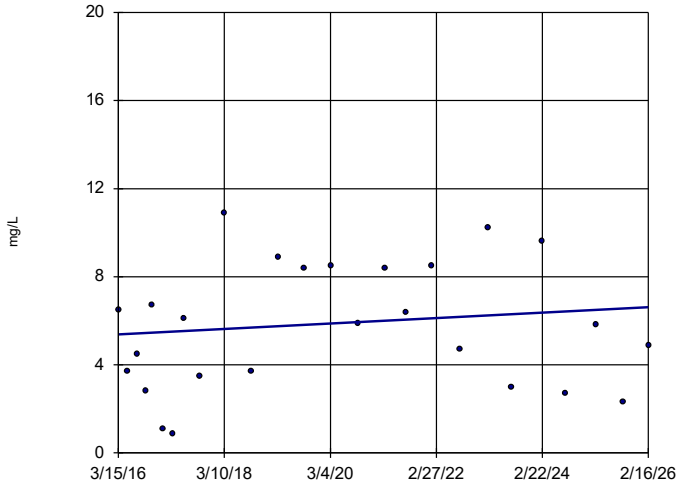

n = 26

Slope = 0.1249 units per year.

Mann-Kendall statistic = 19 critical = 118

Trend not significant at 99% confidence level (α = 0.005 per tail).

Constituent: Sulfate Analysis Run 5/1/2026 5:16 PM View: Appendix III Trend Tests - PL Exceedances

Plant Bowen Client: Southern Company Data: Bowen LF 3-8

Sanitas™ v.10.1.06e Software licensed to Groundwater Stats Consulting. UG

Sen's Slope Estimator

GWA-42 (bg)

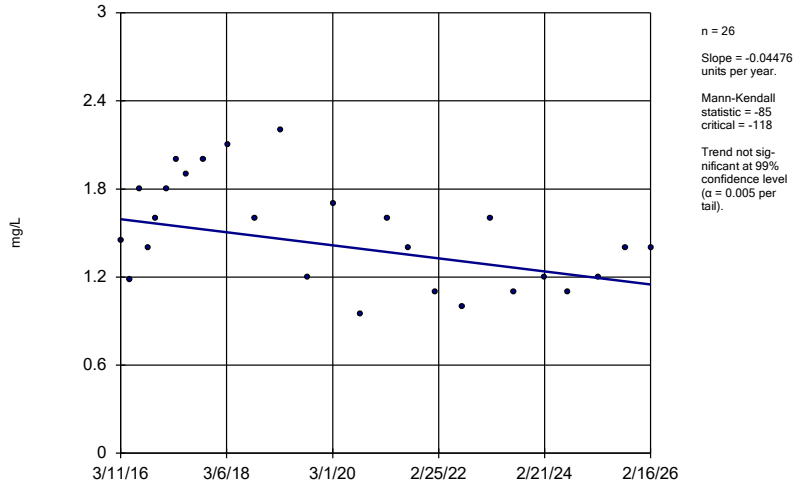

n = 26

Slope = -0.04476 units per year.

Mann-Kendall statistic = -85
critical = -118

Trend not significant at 99% confidence level (α = 0.005 per tail).

Constituent: Sulfate Analysis Run 5/1/2026 5:16 PM View: Appendix III Trend Tests - PL Exceedances
Plant Bowen Client: Southern Company Data: Bowen LF 3-8

Sanitas™ v.10.1.06e Software licensed to Groundwater Stats Consulting. UG
Hollow symbols indicate censored values.

Sen's Slope Estimator

GWA-43 (bg)

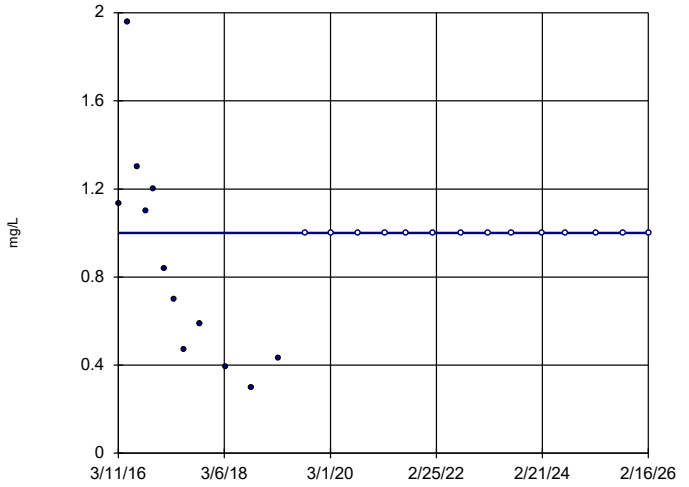

n = 26

Slope = 0 units per year.

Mann-Kendall statistic = -24
critical = -118

Trend not significant at 99% confidence level (α = 0.005 per tail).

Constituent: Sulfate Analysis Run 5/1/2026 5:16 PM View: Appendix III Trend Tests - PL Exceedances
Plant Bowen Client: Southern Company Data: Bowen LF 3-8

Sanitas™ v.10.1.06e Software licensed to Groundwater Stats Consulting. UG

Sen's Slope Estimator

GWA-43R (bg)

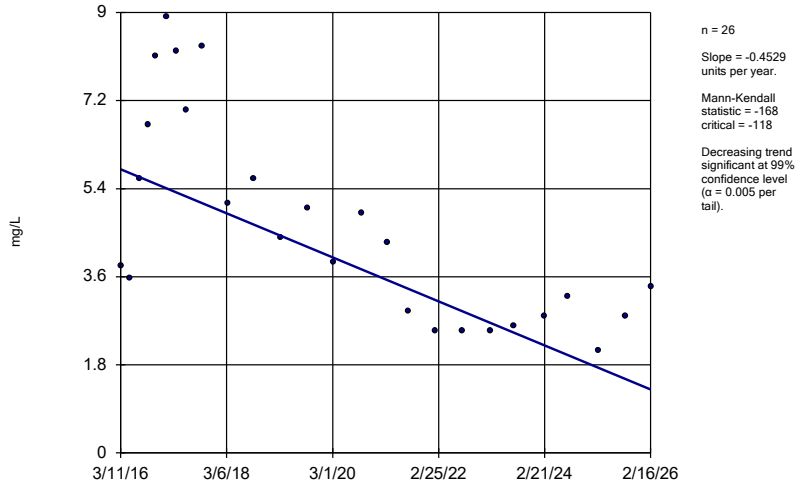

n = 26

Slope = -0.4529 units per year.

Mann-Kendall statistic = -168
critical = -118

Decreasing trend significant at 99% confidence level (α = 0.005 per tail).

Constituent: Sulfate Analysis Run 5/1/2026 5:16 PM View: Appendix III Trend Tests - PL Exceedances
Plant Bowen Client: Southern Company Data: Bowen LF 3-8

Sanitas™ v.10.1.06e Software licensed to Groundwater Stats Consulting. UG
Hollow symbols indicate censored values.

Sen's Slope Estimator

GWA-50 (bg)

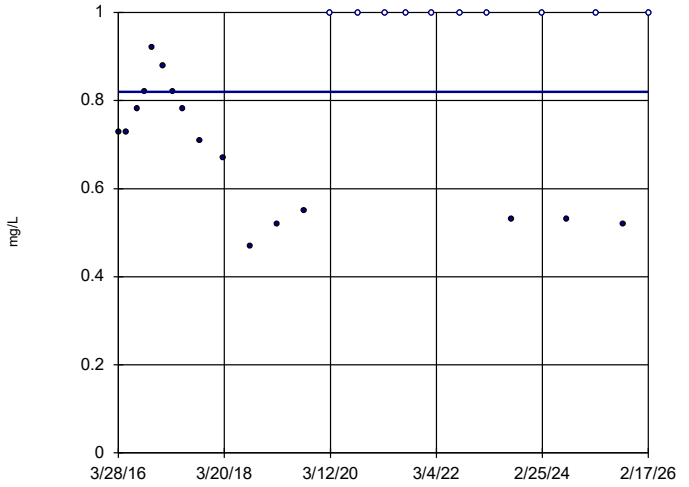

n = 26

Slope = 0 units per year.

Mann-Kendall statistic = 48
critical = 118

Trend not significant at 99% confidence level (α = 0.005 per tail).

Constituent: Sulfate Analysis Run 5/1/2026 5:16 PM View: Appendix III Trend Tests - PL Exceedances
Plant Bowen Client: Southern Company Data: Bowen LF 3-8

Sanitas™ v.10.1.06e Software licensed to Groundwater Stats Consulting. UG
Hollow symbols indicate censored values.

Sen's Slope Estimator

GWA-50R (bg)

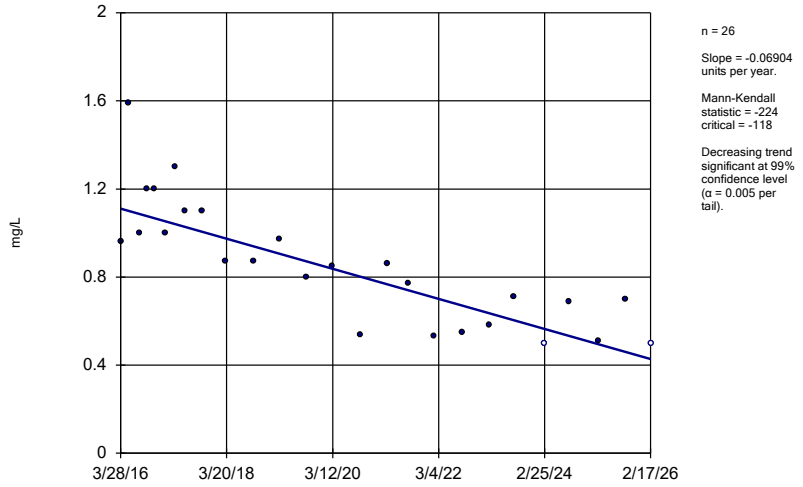

n = 26

Slope = -0.06904 units per year.

Mann-Kendall statistic = -224 critical = -118

Decreasing trend significant at 99% confidence level (α = 0.005 per tail).

Constituent: Sulfate Analysis Run 5/1/2026 5:16 PM View: Appendix III Trend Tests - PL Exceedances
Plant Bowen Client: Southern Company Data: Bowen LF 3-8

Sanitas™ v.10.1.06e Software licensed to Groundwater Stats Consulting. UG

Sen's Slope Estimator

GWA-51RZ (bg)

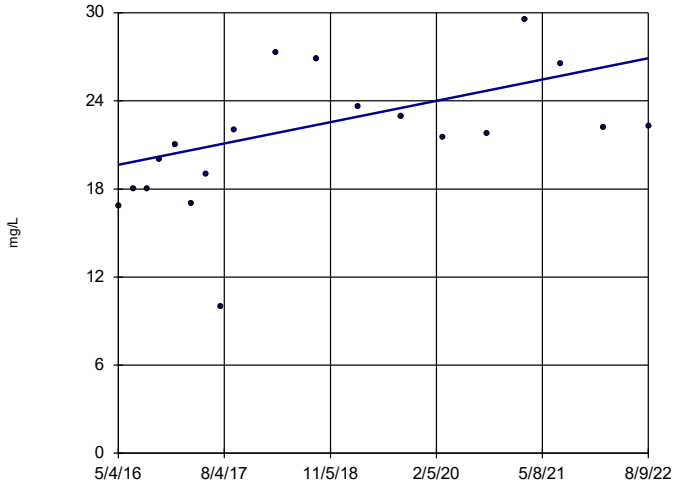

n = 19

Slope = 1.159 units per year.

Mann-Kendall statistic = 82 critical = 74

Increasing trend significant at 99% confidence level (α = 0.005 per tail).

Constituent: Sulfate Analysis Run 5/1/2026 5:16 PM View: Appendix III Trend Tests - PL Exceedances
Plant Bowen Client: Southern Company Data: Bowen LF 3-8

Sanitas™ v.10.1.06e Software licensed to Groundwater Stats Consulting. UG

Sen's Slope Estimator

GWA-52 (bg)

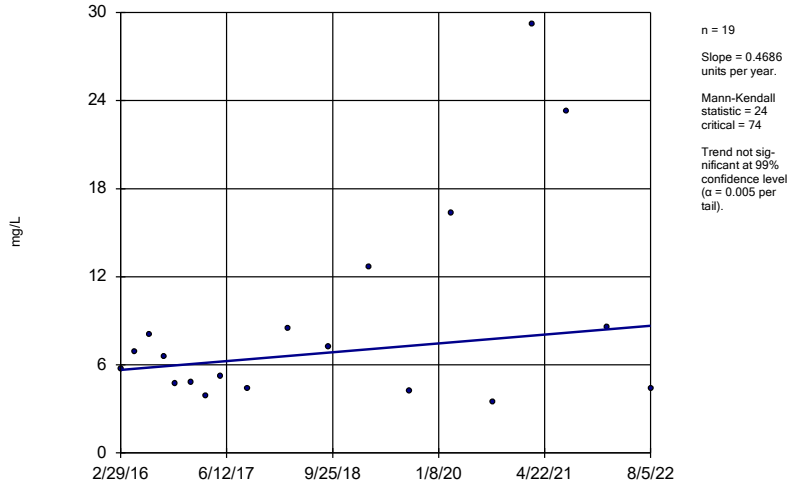

n = 19

Slope = 0.4686 units per year.

Mann-Kendall statistic = 24 critical = 74

Trend not significant at 99% confidence level (α = 0.005 per tail).

Constituent: Sulfate Analysis Run 5/1/2026 5:16 PM View: Appendix III Trend Tests - PL Exceedances
Plant Bowen Client: Southern Company Data: Bowen LF 3-8

Sanitas™ v.10.1.06e Software licensed to Groundwater Stats Consulting. UG

Sen's Slope Estimator

GWA-53 (bg)

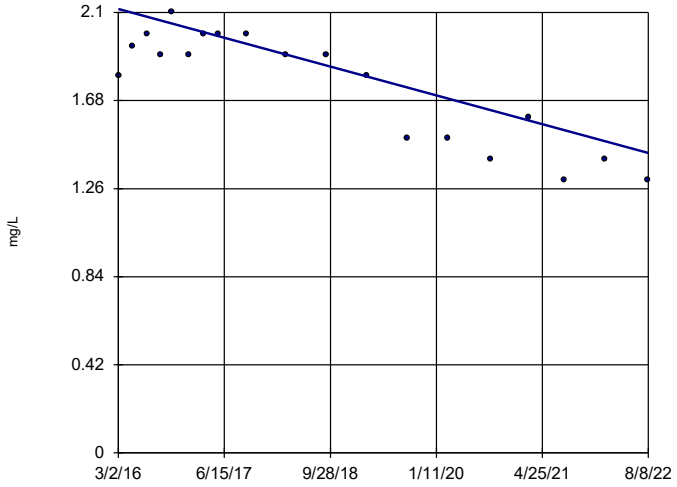

n = 19

Slope = -0.1066 units per year.

Mann-Kendall statistic = -100 critical = -74

Decreasing trend significant at 99% confidence level (α = 0.005 per tail).

Constituent: Sulfate Analysis Run 5/1/2026 5:16 PM View: Appendix III Trend Tests - PL Exceedances
Plant Bowen Client: Southern Company Data: Bowen LF 3-8

Sanitas™ v.10.1.06e Software licensed to Groundwater Stats Consulting. UG

Sen's Slope Estimator

GWA-53R (bg)

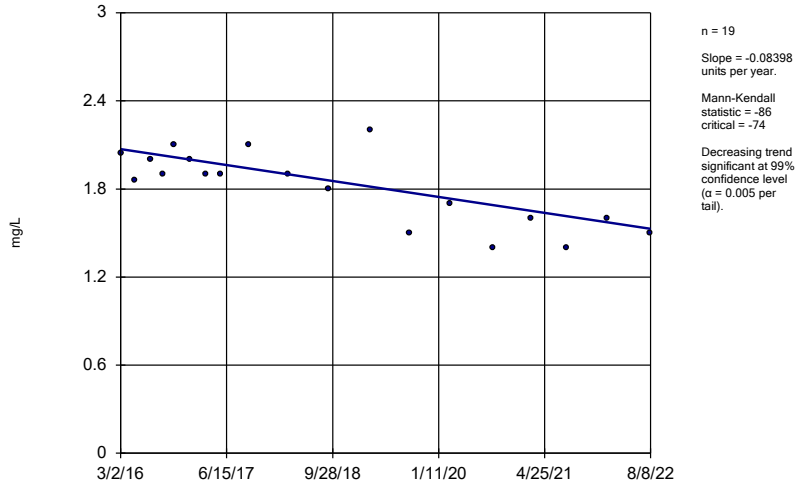

n = 19

Slope = -0.08398 units per year.

Mann-Kendall statistic = -86
critical = -74

Decreasing trend significant at 99% confidence level (α = 0.005 per tail).

Constituent: Sulfate Analysis Run 5/1/2026 5:16 PM View: Appendix III Trend Tests - PL Exceedances
Plant Bowen Client: Southern Company Data: Bowen LF 3-8

Sanitas™ v.10.1.06e Software licensed to Groundwater Stats Consulting. UG

Sen's Slope Estimator

GWA-54 (bg)

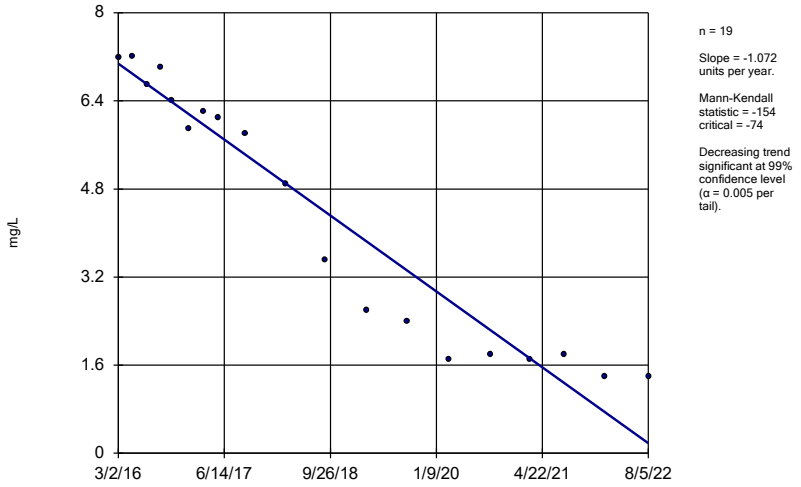

n = 19

Slope = -1.072 units per year.

Mann-Kendall statistic = -154
critical = -74

Decreasing trend significant at 99% confidence level (α = 0.005 per tail).

Constituent: Sulfate Analysis Run 5/1/2026 5:16 PM View: Appendix III Trend Tests - PL Exceedances
Plant Bowen Client: Southern Company Data: Bowen LF 3-8

Sanitas™ v.10.1.06e Software licensed to Groundwater Stats Consulting. UG

Sen's Slope Estimator

GWA-55 (bg)

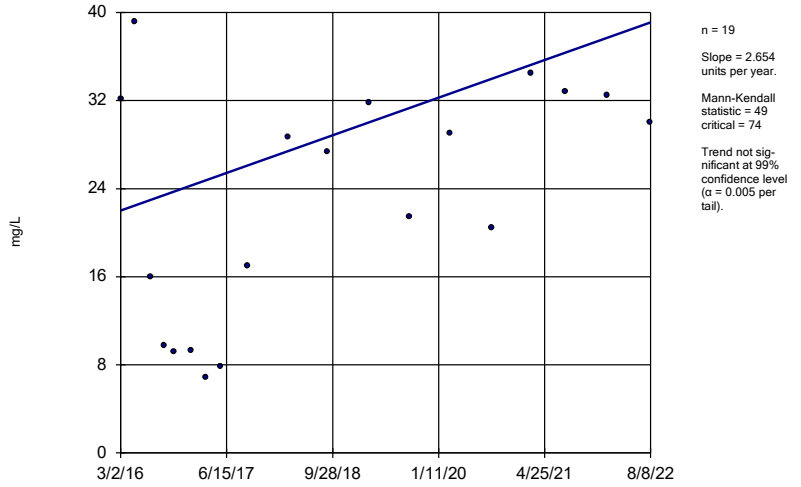

n = 19

Slope = 2.654 units per year.

Mann-Kendall statistic = 49
critical = 74

Trend not significant at 99% confidence level (α = 0.005 per tail).

Constituent: Sulfate Analysis Run 5/1/2026 5:16 PM View: Appendix III Trend Tests - PL Exceedances
Plant Bowen Client: Southern Company Data: Bowen LF 3-8

Sanitas™ v.10.1.06e Software licensed to Groundwater Stats Consulting. UG

Sen's Slope Estimator

GWA-55R (bg)

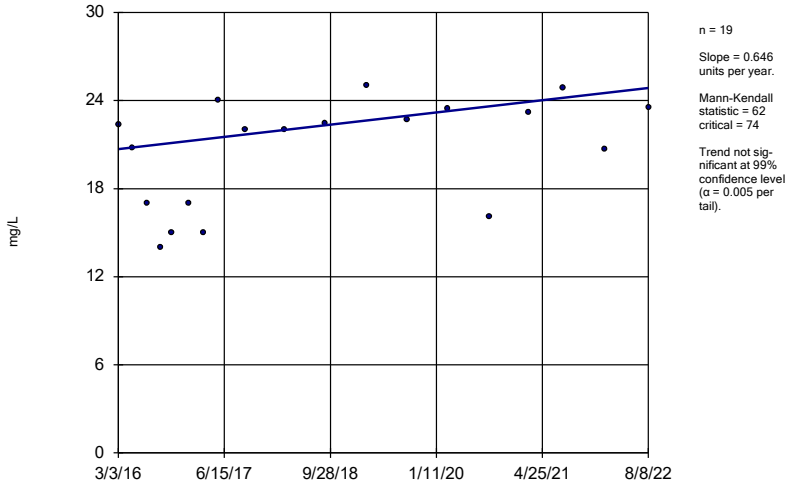

n = 19

Slope = 0.646 units per year.

Mann-Kendall statistic = 62
critical = 74

Trend not significant at 99% confidence level (α = 0.005 per tail).

Constituent: Sulfate Analysis Run 5/1/2026 5:16 PM View: Appendix III Trend Tests - PL Exceedances
Plant Bowen Client: Southern Company Data: Bowen LF 3-8

Sanitas™ v.10.1.06e Software licensed to Groundwater Stats Consulting. UG

Sen's Slope Estimator

GWA-56 (bg)

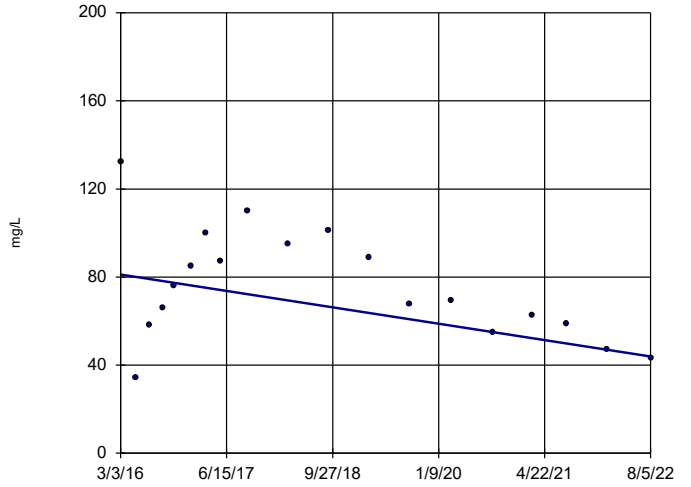

n = 19

Slope = -5.801 units per year.

Mann-Kendall statistic = -45 critical = -74

Trend not significant at 99% confidence level (α = 0.005 per tail).

Constituent: Sulfate Analysis Run 5/1/2026 5:16 PM View: Appendix III Trend Tests - PL Exceedances
Plant Bowen Client: Southern Company Data: Bowen LF 3-8

Sanitas™ v.10.1.06e Software licensed to Groundwater Stats Consulting. UG

Sen's Slope Estimator

GWC-31

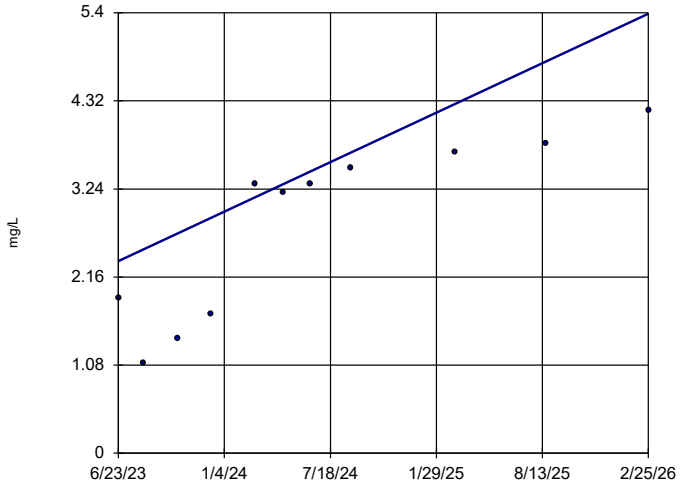

n = 11

Slope = 1.132 units per year.

Mann-Kendall statistic = 46 critical = 34

Increasing trend significant at 99% confidence level (α = 0.005 per tail).

Constituent: Sulfate Analysis Run 5/1/2026 5:16 PM View: Appendix III Trend Tests - PL Exceedances
Plant Bowen Client: Southern Company Data: Bowen LF 3-8

Sanitas™ v.10.1.06e Software licensed to Groundwater Stats Consulting. UG

Sen's Slope Estimator

GWA-1 (bg)

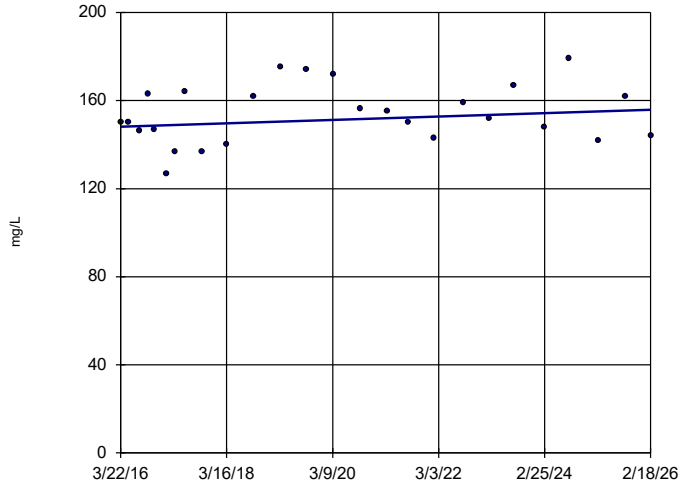

n = 26

Slope = 0.7869 units per year.

Mann-Kendall statistic = 34 critical = 118

Trend not significant at 99% confidence level (α = 0.005 per tail).

Constituent: TDS Analysis Run 5/1/2026 5:16 PM View: Appendix III Trend Tests - PL Exceedances
Plant Bowen Client: Southern Company Data: Bowen LF 3-8

Sanitas™ v.10.1.06e Software licensed to Groundwater Stats Consulting. UG
Hollow symbols indicate censored values.

Sen's Slope Estimator

GWA-2 (bg)

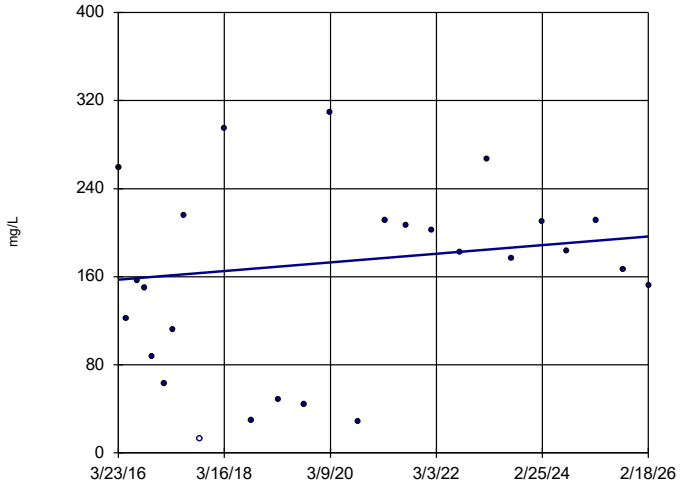

n = 26

Slope = 3.945 units per year.

Mann-Kendall statistic = 28 critical = 118

Trend not significant at 99% confidence level (α = 0.005 per tail).

Constituent: TDS Analysis Run 5/1/2026 5:16 PM View: Appendix III Trend Tests - PL Exceedances
Plant Bowen Client: Southern Company Data: Bowen LF 3-8

Sanitas™ v.10.1.06e Software licensed to Groundwater Stats Consulting. UG

Sen's Slope Estimator

GWA-2R (bg)

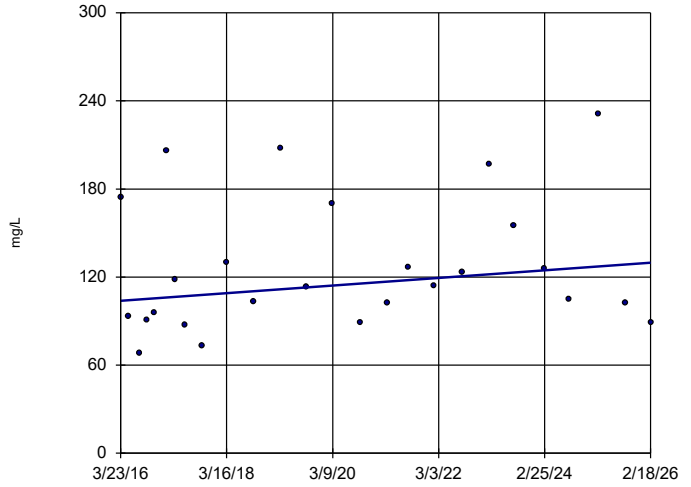

n = 26

Slope = 2.617 units per year.

Mann-Kendall statistic = 49 critical = 118

Trend not significant at 99% confidence level (α = 0.005 per tail).

Constituent: TDS Analysis Run 5/1/2026 5:16 PM View: Appendix III Trend Tests - PL Exceedances
Plant Bowen Client: Southern Company Data: Bowen LF 3-8

Sanitas™ v.10.1.06e Software licensed to Groundwater Stats Consulting. UG

Sen's Slope Estimator

GWA-3A (bg)

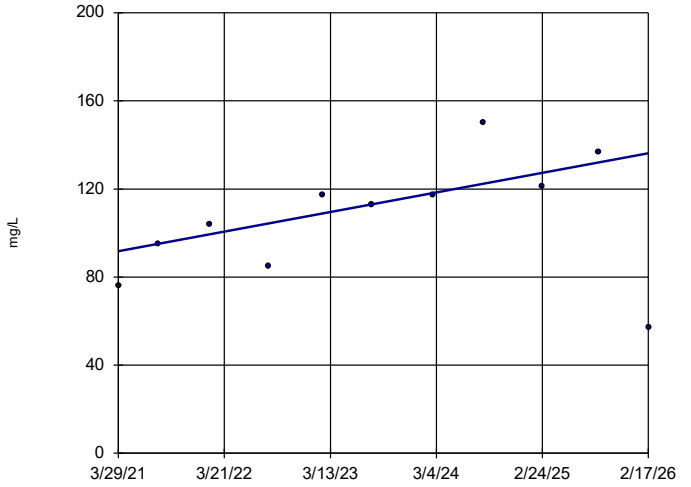

n = 11

Slope = 9.1 units per year.

Mann-Kendall statistic = 24 critical = 34

Trend not significant at 99% confidence level (α = 0.005 per tail).

Constituent: TDS Analysis Run 5/1/2026 5:16 PM View: Appendix III Trend Tests - PL Exceedances
Plant Bowen Client: Southern Company Data: Bowen LF 3-8

Sanitas™ v.10.1.06e Software licensed to Groundwater Stats Consulting. UG

Sen's Slope Estimator

GWA-4RZ (bg)

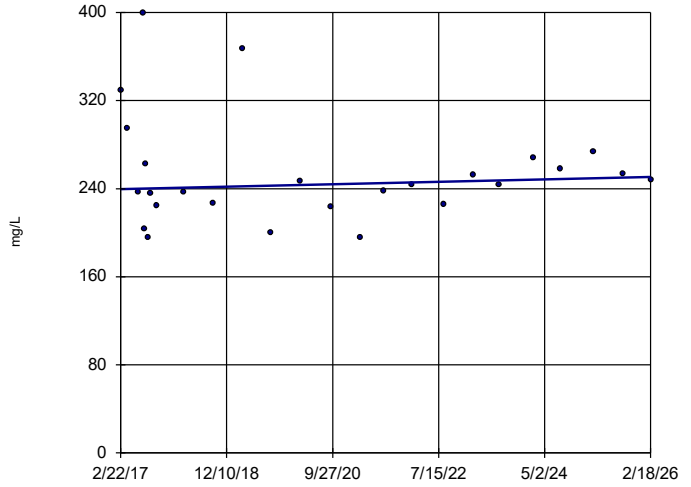

n = 26

Slope = 1.236 units per year.

Mann-Kendall statistic = 27 critical = 118

Trend not significant at 99% confidence level (α = 0.005 per tail).

Constituent: TDS Analysis Run 5/1/2026 5:16 PM View: Appendix III Trend Tests - PL Exceedances
Plant Bowen Client: Southern Company Data: Bowen LF 3-8

Sanitas™ v.10.1.06e Software licensed to Groundwater Stats Consulting. UG

Sen's Slope Estimator

GWA-39RZ (bg)

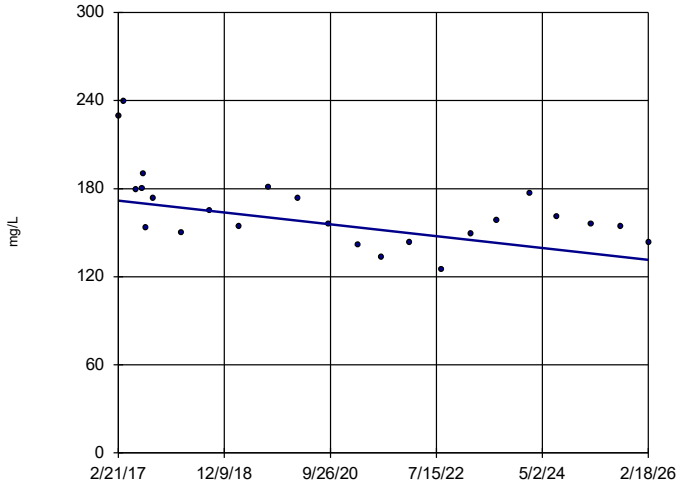

n = 24

Slope = -4.48 units per year.

Mann-Kendall statistic = -114 critical = -105

Decreasing trend significant at 99% confidence level (α = 0.005 per tail).

Constituent: TDS Analysis Run 5/1/2026 5:16 PM View: Appendix III Trend Tests - PL Exceedances
Plant Bowen Client: Southern Company Data: Bowen LF 3-8

Sanitas™ v.10.1.06e Software licensed to Groundwater Stats Consulting. UG

Sen's Slope Estimator

GWA-39Z (bg)

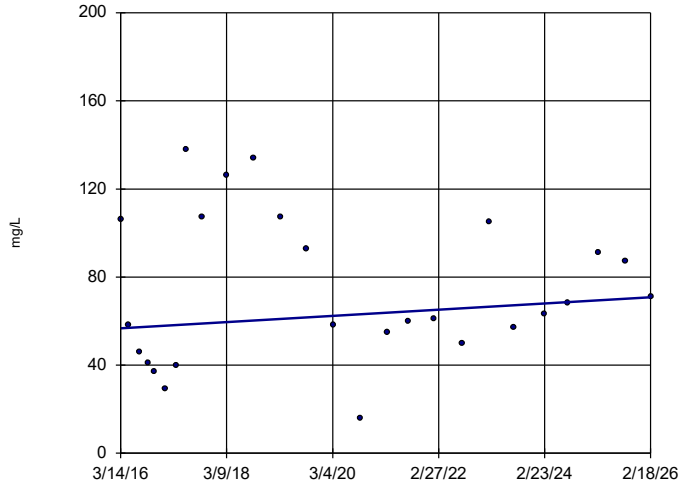

n = 26

Slope = 1.423 units per year.

Mann-Kendall statistic = 27 critical = 118

Trend not significant at 99% confidence level (α = 0.005 per tail).

Constituent: TDS Analysis Run 5/1/2026 5:16 PM View: Appendix III Trend Tests - PL Exceedances
Plant Bowen Client: Southern Company Data: Bowen LF 3-8

Sanitas™ v.10.1.06e Software licensed to Groundwater Stats Consulting. UG

Sen's Slope Estimator

GWA-40 (bg)

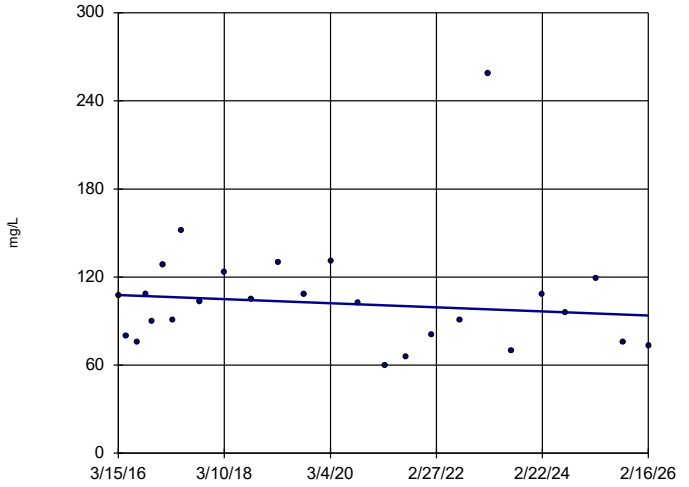

n = 26

Slope = -1.387 units per year.

Mann-Kendall statistic = -28 critical = -118

Trend not significant at 99% confidence level (α = 0.005 per tail).

Constituent: TDS Analysis Run 5/1/2026 5:16 PM View: Appendix III Trend Tests - PL Exceedances
Plant Bowen Client: Southern Company Data: Bowen LF 3-8

Sanitas™ v.10.1.06e Software licensed to Groundwater Stats Consulting. UG

Sen's Slope Estimator

GWA-41 (bg)

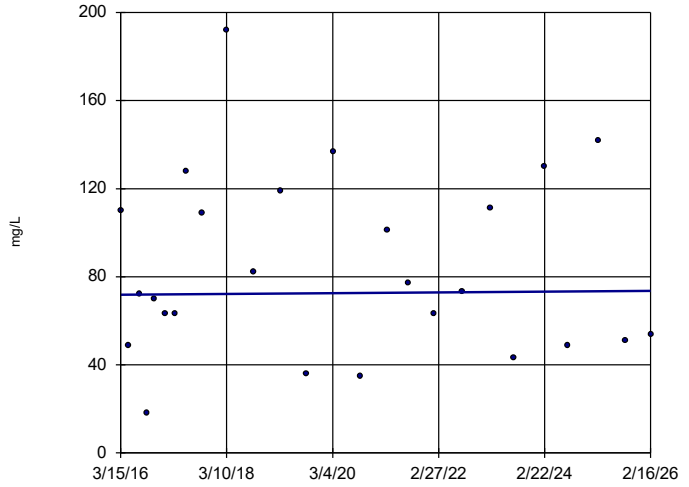

n = 26

Slope = 0.1649 units per year.

Mann-Kendall statistic = 7 critical = 118

Trend not significant at 99% confidence level (α = 0.005 per tail).

Constituent: TDS Analysis Run 5/1/2026 5:16 PM View: Appendix III Trend Tests - PL Exceedances
Plant Bowen Client: Southern Company Data: Bowen LF 3-8

Sanitas™ v.10.1.06e Software licensed to Groundwater Stats Consulting. UG

Sen's Slope Estimator

GWA-41R (bg)

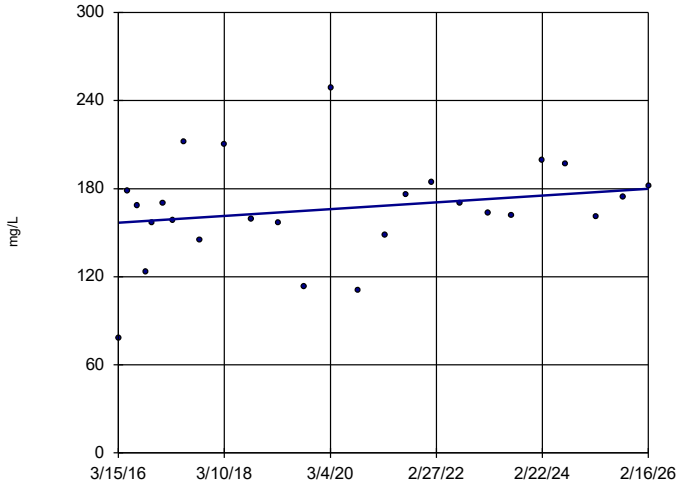

n = 26

Slope = 2.31 units per year.

Mann-Kendall statistic = 67 critical = 118

Trend not significant at 99% confidence level (α = 0.005 per tail).

Constituent: TDS Analysis Run 5/1/2026 5:16 PM View: Appendix III Trend Tests - PL Exceedances
Plant Bowen Client: Southern Company Data: Bowen LF 3-8

Sanitas™ v.10.1.06e Software licensed to Groundwater Stats Consulting. UG

Sen's Slope Estimator

GWA-42 (bg)

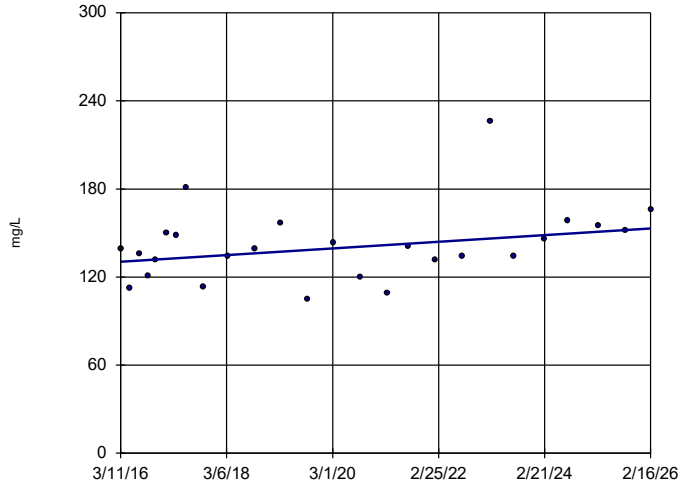

n = 26

Slope = 2.267 units per year.

Mann-Kendall statistic = 88
critical = 118

Trend not significant at 99% confidence level (α = 0.005 per tail).

Constituent: TDS Analysis Run 5/1/2026 5:16 PM View: Appendix III Trend Tests - PL Exceedances
Plant Bowen Client: Southern Company Data: Bowen LF 3-8

Sanitas™ v.10.1.06e Software licensed to Groundwater Stats Consulting. UG
Hollow symbols indicate censored values.

Sen's Slope Estimator

GWA-43 (bg)

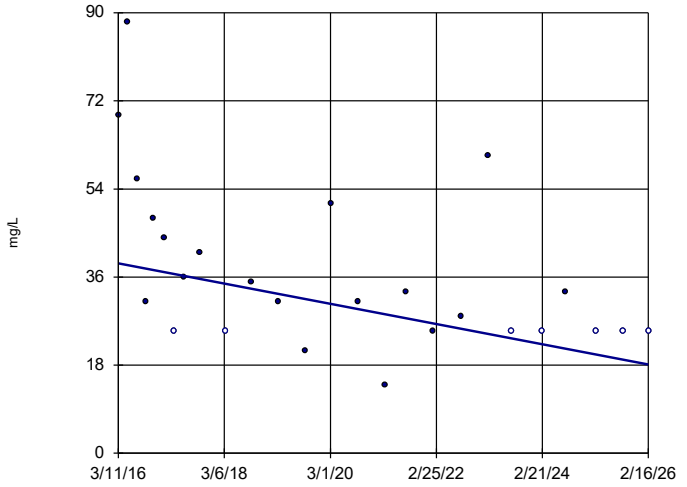

n = 26

Slope = -2.076 units per year.

Mann-Kendall statistic = -137
critical = -118

Decreasing trend significant at 99% confidence level (α = 0.005 per tail).

Constituent: TDS Analysis Run 5/1/2026 5:16 PM View: Appendix III Trend Tests - PL Exceedances
Plant Bowen Client: Southern Company Data: Bowen LF 3-8

Sanitas™ v.10.1.06e Software licensed to Groundwater Stats Consulting. UG

Sen's Slope Estimator

GWA-43R (bg)

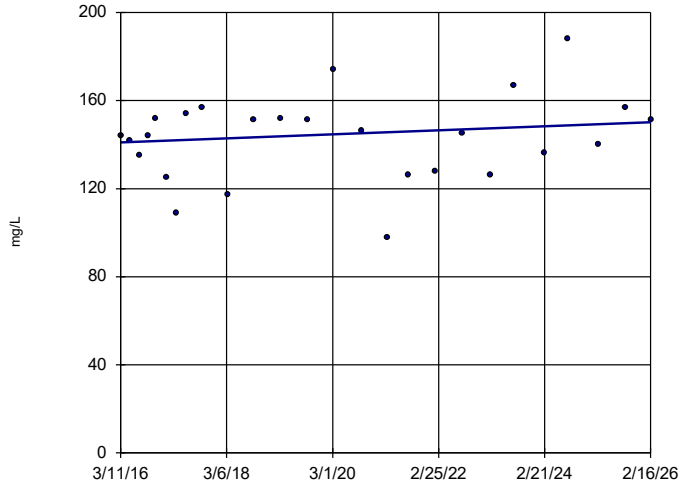

n = 26

Slope = 0.9212 units per year.

Mann-Kendall statistic = 42
critical = 118

Trend not significant at 99% confidence level (α = 0.005 per tail).

Constituent: TDS Analysis Run 5/1/2026 5:16 PM View: Appendix III Trend Tests - PL Exceedances
Plant Bowen Client: Southern Company Data: Bowen LF 3-8

Sanitas™ v.10.1.06e Software licensed to Groundwater Stats Consulting. UG
Hollow symbols indicate censored values.

Sen's Slope Estimator

GWA-50 (bg)

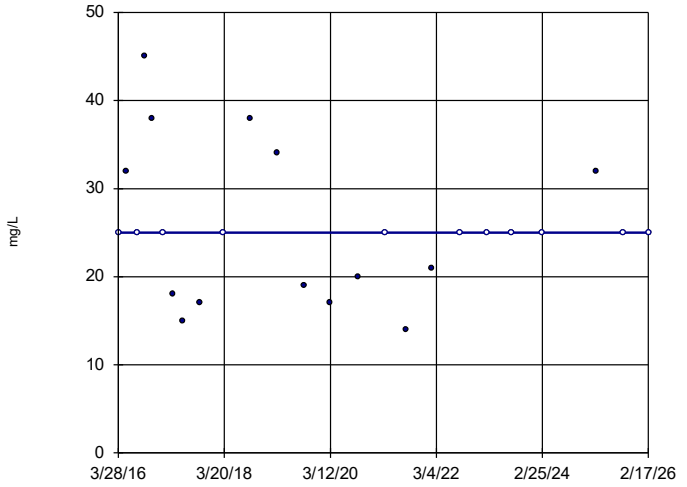

n = 25

Slope = 0 units per year.

Mann-Kendall statistic = -14
critical = -111

Trend not significant at 99% confidence level (α = 0.005 per tail).

Constituent: TDS Analysis Run 5/1/2026 5:16 PM View: Appendix III Trend Tests - PL Exceedances
Plant Bowen Client: Southern Company Data: Bowen LF 3-8

Sanitas™ v.10.1.06e Software licensed to Groundwater Stats Consulting. UG
Hollow symbols indicate censored values.

Sen's Slope Estimator

GWA-50R (bg)

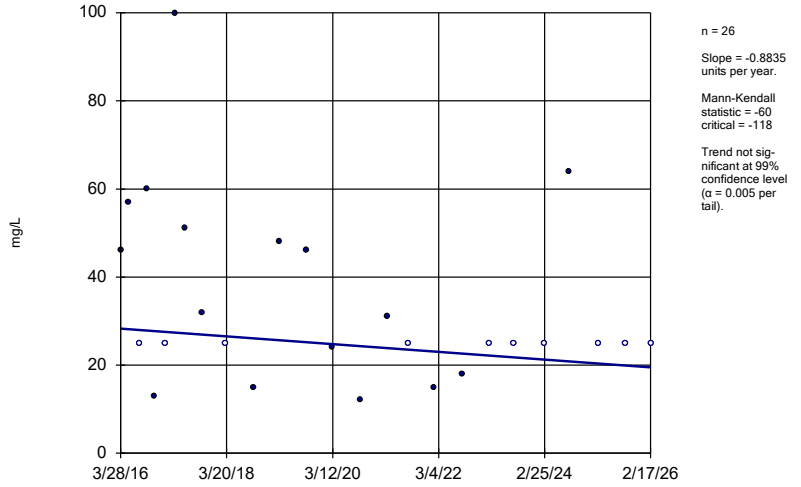

n = 26

Slope = -0.8835 units per year.

Mann-Kendall statistic = -60
critical = -118

Trend not significant at 99% confidence level (α = 0.005 per tail).

Constituent: TDS Analysis Run 5/1/2026 5:16 PM View: Appendix III Trend Tests - PL Exceedances
Plant Bowen Client: Southern Company Data: Bowen LF 3-8

Sanitas™ v.10.1.06e Software licensed to Groundwater Stats Consulting. UG

Sen's Slope Estimator

GWA-51RZ (bg)

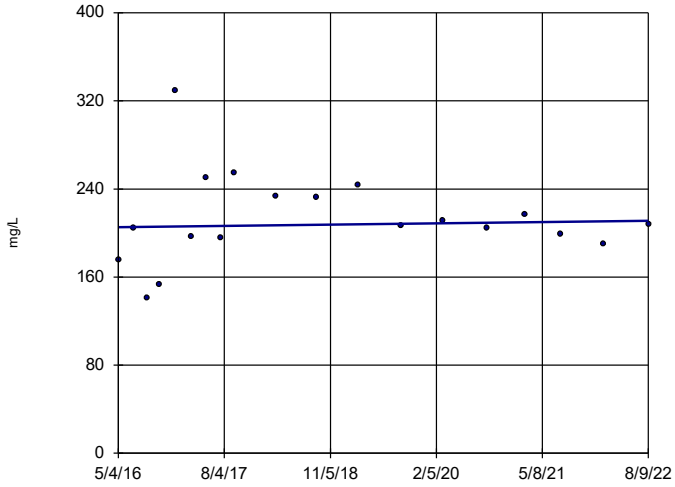

n = 19

Slope = 0.9481 units per year.

Mann-Kendall statistic = 9
critical = 74

Trend not significant at 99% confidence level (α = 0.005 per tail).

Constituent: TDS Analysis Run 5/1/2026 5:16 PM View: Appendix III Trend Tests - PL Exceedances
Plant Bowen Client: Southern Company Data: Bowen LF 3-8

Sanitas™ v.10.1.06e Software licensed to Groundwater Stats Consulting. UG

Sen's Slope Estimator

GWA-52 (bg)

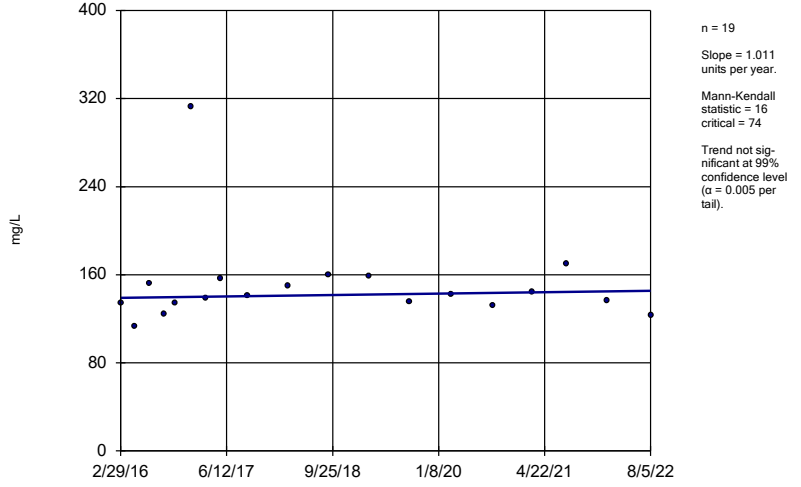

n = 19

Slope = 1.011 units per year.

Mann-Kendall statistic = 16
critical = 74

Trend not significant at 99% confidence level (α = 0.005 per tail).

Constituent: TDS Analysis Run 5/1/2026 5:16 PM View: Appendix III Trend Tests - PL Exceedances
Plant Bowen Client: Southern Company Data: Bowen LF 3-8

Sanitas™ v.10.1.06e Software licensed to Groundwater Stats Consulting. UG

Sen's Slope Estimator

GWA-53 (bg)

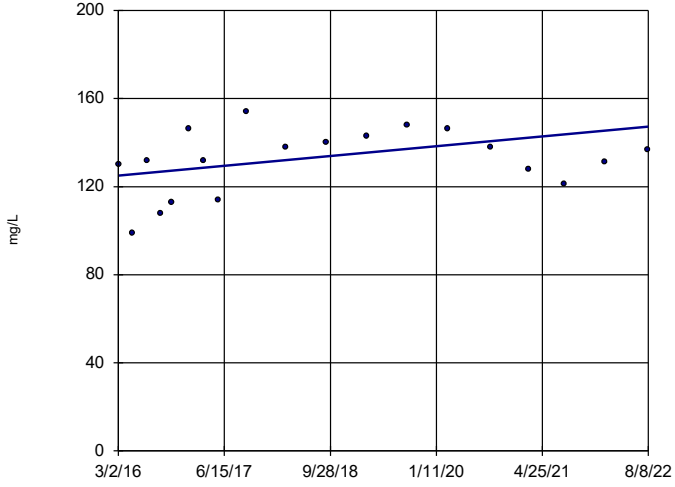

n = 19

Slope = 3.456 units per year.

Mann-Kendall statistic = 36
critical = 74

Trend not significant at 99% confidence level (α = 0.005 per tail).

Constituent: TDS Analysis Run 5/1/2026 5:16 PM View: Appendix III Trend Tests - PL Exceedances
Plant Bowen Client: Southern Company Data: Bowen LF 3-8

Sanitas™ v.10.1.06e Software licensed to Groundwater Stats Consulting. UG

Sen's Slope Estimator

GWA-53R (bg)

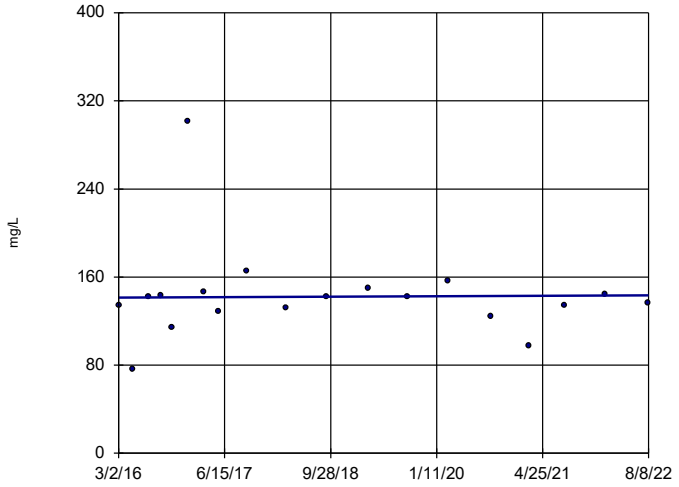

n = 19

Slope = 0.3106 units per year.

Mann-Kendall statistic = 7
critical = 74

Trend not significant at 99% confidence level (α = 0.005 per tail).

Constituent: TDS Analysis Run 5/1/2026 5:16 PM View: Appendix III Trend Tests - PL Exceedances
Plant Bowen Client: Southern Company Data: Bowen LF 3-8

Sanitas™ v.10.1.06e Software licensed to Groundwater Stats Consulting. UG

Sen's Slope Estimator

GWA-54 (bg)

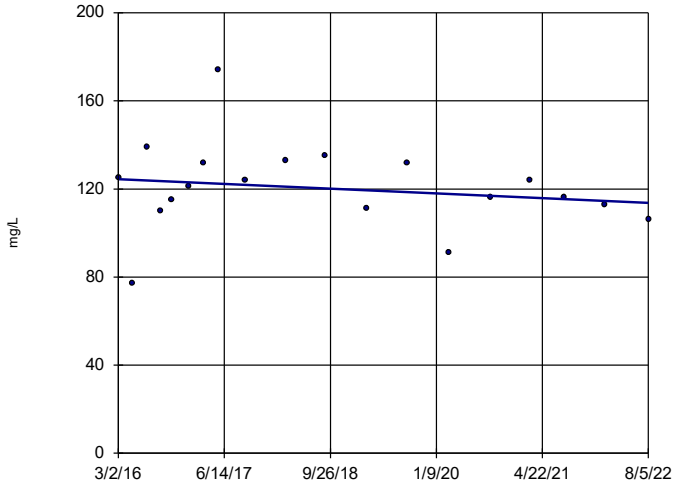

n = 19

Slope = -1.665 units per year.

Mann-Kendall statistic = -24
critical = -74

Trend not significant at 99% confidence level (α = 0.005 per tail).

Constituent: TDS Analysis Run 5/1/2026 5:16 PM View: Appendix III Trend Tests - PL Exceedances
Plant Bowen Client: Southern Company Data: Bowen LF 3-8

Sanitas™ v.10.1.06e Software licensed to Groundwater Stats Consulting. UG

Sen's Slope Estimator

GWA-55 (bg)

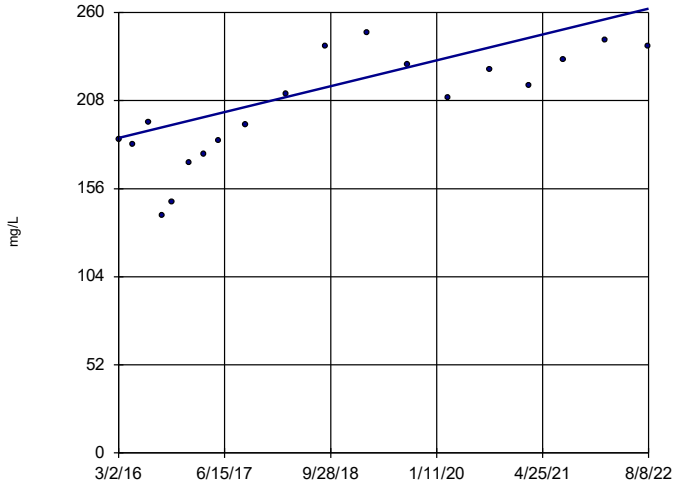

n = 19

Slope = 11.85 units per year.

Mann-Kendall statistic = 102
critical = 74

Increasing trend significant at 99% confidence level (α = 0.005 per tail).

Constituent: TDS Analysis Run 5/1/2026 5:16 PM View: Appendix III Trend Tests - PL Exceedances
Plant Bowen Client: Southern Company Data: Bowen LF 3-8

Sanitas™ v.10.1.06e Software licensed to Groundwater Stats Consulting. UG

Sen's Slope Estimator

GWA-55R (bg)

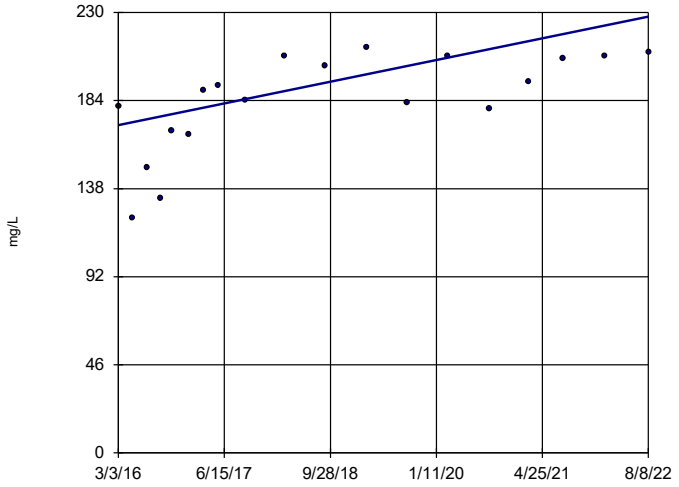

n = 19

Slope = 8.787 units per year.

Mann-Kendall statistic = 98
critical = 74

Increasing trend significant at 99% confidence level (α = 0.005 per tail).

Constituent: TDS Analysis Run 5/1/2026 5:16 PM View: Appendix III Trend Tests - PL Exceedances
Plant Bowen Client: Southern Company Data: Bowen LF 3-8

Sanitas™ v.10.1.06e Software licensed to Groundwater Stats Consulting. UG

Sen's Slope Estimator

GWA-56 (bg)

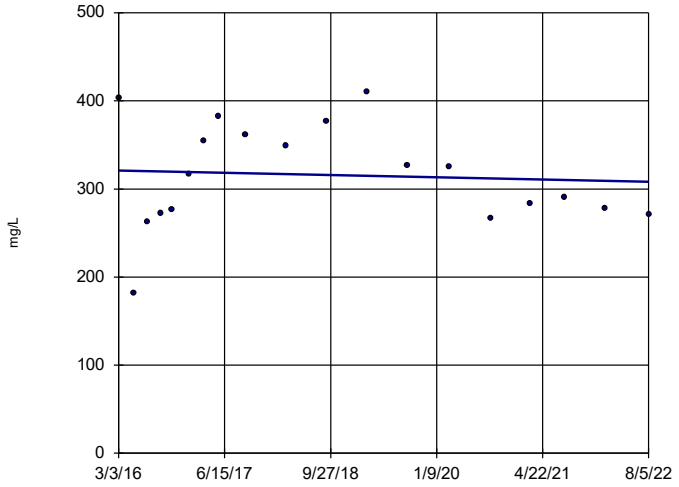

n = 19

Slope = -2.005 units per year.

Mann-Kendall statistic = -7
critical = -74

Trend not significant at 99% confidence level (α = 0.005 per tail).

Constituent: TDS Analysis Run 5/1/2026 5:16 PM View: Appendix III Trend Tests - PL Exceedances
Plant Bowen Client: Southern Company Data: Bowen LF 3-8

Sanitas™ v.10.1.06e Software licensed to Groundwater Stats Consulting. UG

Sen's Slope Estimator

GWC-26

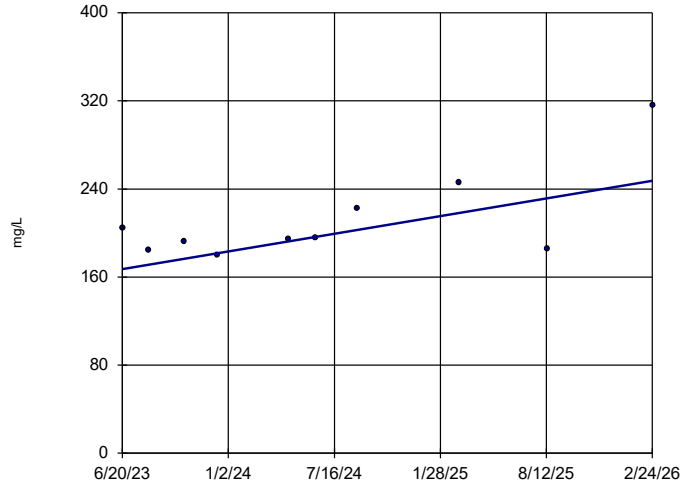

n = 10

Slope = 29.92 units per year.

Mann-Kendall statistic = 19
critical = 30

Trend not significant at 99% confidence level (α = 0.005 per tail).

Constituent: TDS Analysis Run 5/1/2026 5:16 PM View: Appendix III Trend Tests - PL Exceedances
Plant Bowen Client: Southern Company Data: Bowen LF 3-8